

DOMINION BUREAU OF STATISTICS

International Trade Division

External Trade Section

11
J

TRADE OF CANADA

IMPORTS

JANUARY, 1956

Published by Authority of

The Right Honourable C. D. Howe, Minister of Trade and Commerce

IMPORTS INTO CANADA FOR CONSUMPTION

Changes affecting Previous Reports
Cumulative totals adjusted in Volume III of the
Annual Report of the Trade of Canada for 1955

1956
Import
List No. 1

MONTH OF November, 1955

Class Number

6002 - Add to Jamaica

\$ 656,838

Note: The unit of quantity on Class Nos. 193 and 194 has been changed from
"Brl." to "Cwt." effective January 1, 1956.

TABLE OF CONTENTS

	Page
EXPLANATORY NOTES	2
KEY TO ABBREVIATIONS OF COUNTRIES	3
 SUMMARY TABLES:	
Imports into Canada for Consumption, by Countries	4
Imports into Canada for Consumption, by Main Groups	6
 DETAILED TABLES:	
Imports for Consumption, by Articles and Countries:	
Agricultural and Vegetable Products (except Chemicals, Fibres and Wood):	Class Number
A – Mainly Food	1 to 390
B – Other than Food	1501 to 1846
Animals and Animal Products (except Chemicals and Fibres).....	2012 to 2348
Fibres, Textiles and Textile Products	3001 to 3576
Wood, Wood Products and Paper	4002 to 4311
Iron and Its Products	5001 to 5736
Non-Ferrous Metals and Their Products (except Gold)	6001 to 6259
Non-Metallic Minerals and Their Products (except Chemicals).....	7001 to 7304
Chemicals and Allied Products	8001 to 8950
Miscellaneous Commodities	9000 to (9274) 9275

VALUE AND VOLUME at end of report

EXPLANATORY NOTES

1. **Source of Data.** Statistics of imports are based upon the declarations of importers (import entries) as subsequently checked by customs officials.
2. **Valuation.** The value of goods imported is the value as determined for customs duty purposes. In most cases this corresponds to the value shown on the invoice accompanying the goods, converted to Canadian dollars at authorized exchange rates (usually the commercial rate prevailing on the date at which the goods were actually despatched to Canada), and excluding such charges as freight, insurance, handling and taxes. In effect, therefore, import values are taken f.o.b. point of shipment in the country of export.
3. **Units of Quantity.** Weight, where shown, is the net weight of the goods, excluding the weight of such packing as is required for shipment, except in certain special cases otherwise defined in the Customs Tariff. The expression "ton" means 2,000 pounds, and "cwt." 100 pounds, avoirdupois. Where other units of quantity are used, Imperial standards apply.

In this report are items such as "engines, gas, n.o.p., and parts" which show a quantity in "number" as well as value. In these items the "number" refers only to the number of substantially complete articles imported, while the value includes also the value of any parts of the article imported. For such items the average value per unit cannot be ascertained.

4. **Coverage.** Statistics of imports include all goods which enter Canada and are cleared by customs officials for domestic sale or use. The series, therefore, includes goods which are cleared by customs immediately on entry into the country, and goods cleared out of customs warehouses; but excludes goods placed in customs warehouses on entering the country. The technical phrase "Imports entered for consumption" which is sometimes used to describe Canadian import statistics does not imply that all imports will actually be consumed in Canada, but only that they are free to be so consumed without further customs formalities.
5. **Exclusions.** Import statistics exclude gold, but include gold products where the value of the gold content is less than 80% of the value of the article. A small amount of gold scrap in the form of jewellers' sweepings is also included. Some goods for the use of United States forces stationed at treaty bases in Canada are excluded, as are ships of British construction and registry imported for use in Canada, ships purchased for use in foreign trade, bunker supplies and ships' stores purchased by Canadian vessels abroad, temporary imports for exhibition or competition, and Canadian-owned military equipment returned to Canada.
6. **Countries Credited.** Imports are usually credited to the country from which the goods were consigned to Canada. The country of consignment is the country from which goods have come to Canada without interruption of transit except in the course of transfer from one means of conveyance to another.

An exception to this rule is made in the case of imports of goods originating in Central or South America (including the Antilles and Bermuda) which are consigned to Canada from the United States. This class of imports is credited to the country in which the goods originated.
7. **Time Periods.** Import statistics for any month include all goods declared on import entries received at the Bureau of Statistics during the calendar month in question.
8. **Abbreviations.** Many descriptions of countries and articles used in this report are abbreviated or incomplete because of mechanical limitations. A key to abbreviations of countries appears in this report, and full descriptions of all articles appear in Volume III of the annual report "Trade of Canada". The letters "N.O.P." mean "not otherwise provided for".

9. **Revisions.** All statistics in this report are subject to revision. Revisions to previous reports are published on the coloured pages at the beginning of each monthly report.

KEY TO ABBREVIATIONS OF COUNTRIES

Note:— The classification of Countries with a statement of the territorial limits used for statistical purposes will be found in Volume I of the Annual Report of the Trade of Canada.

Aden	Aden	Ireland	Ireland
Afghan	Afghanistan	Israel	Israel
Alaska	Alaska	Ital Afr.....	Italian Africa
Albania	Albania	Italy	Italy
Virgin Is	American Virgin Islands	Jamaica.....	Jamaica
A E Sudan	Anglo-Egyptian Sudan	Japan	Japan
Arabia	Arabia	Jordan	Jordan
Argentina.....	Argentina	Korea	Korea
Australia	Australia	Latvia	Latvia
Austria.....	Austria	Lebanon.....	Lebanon
Azores	Azores and Madeira	Leew Wind.....	Leeward and Windward Islands
Bahamas	Bahamas	Liberia	Liberia
Barbados	Barbados	Libya	Libya
Bel Congo	Belgian Congo	Lithuania	Lithuania
Belgium	Belgium and Luxembourg	Madagascr	Madagascar
Bermuda.....	Bermuda	Malaya	Malaya and Singapore
Bolivia	Bolivia	Malta	Malta
Brazil.....	Brazil	Mauritius	Mauritius and Seychelles
B E Afr	British East Africa	Mexico	Mexico
B Guiana	British Guiana	Morocco	Morocco
B Hond.....	British Honduras	Nethrlnds.....	Netherlands
Bulgaria.....	Bulgaria	Neth Ant	Netherlands Antilles
Burma	Burma	New Zeal.....	New Zealand
Canary Is	Canary Islands	Nicaragua	Nicaragua
Ceylon	Ceylon	Nigeria	Nigeria
Chile	Chile	Norway.....	Norway
China	China, except Taiwan	B E I Other	Other British East Indies
Colombia	Colombia	B Oceania	Other British Oceania
C Rica	Costa Rica	B S A Other.....	Other British South Africa
Cuba.....	Cuba	B W A Other	Other British West Africa
Czecho S	Czechoslovakia	Pakistan	Pakistan
Denmark.....	Denmark	Panama	Panama
Dom Rep	Dominican Republic	Paraguay	Paraguay
Ecuador	Ecuador	Peru	Peru
Egypt	Egypt	Phil	Philippines
El Salvd.....	El Salvador	Poland	Poland
Estonia	Estonia	Portugal.....	Portugal
Ethiopia.....	Ethiopia	Port E AF	Portuguese East Africa
Falkland	Falkland Islands	Port W AF	Portuguese West Africa
Finland	Finland	Port Asia.....	Portuguese Asia
Fiji.....	Fiji	P Rico	Puerto Rico
France	France	Rhod Nyas.....	Rhodesia and Nyasaland
Fr Africa	French Africa	Roumania	Roumania
Fr Guiana	French Guiana	U S S R	U.S.S.R. (Russia)
Fr Oceana	French Oceania	S Leone	Sierra Leone
Fr W Ind.....	French West Indies	Spain	Spain
Gambia	Gambia	Span Afr.....	Spanish Africa
Germany E.....	Germany, Eastern	St. Pierre.....	St. Pierre and Miquelon
Germany W.....	Germany, Federal Republic of	Sudan	Sudan
Gibraltar	Gibraltar	Surinam	Surinam
G Coast	Gold Coast	Sweden.....	Sweden
Greece	Greece	Switzrld	Switzerland
Greenland	Greenland	Syria	Syria
Guatemala	Guatemala	Taiwan.....	Taiwan (Formosa)
Haiti.....	Haiti (Republic of)	Thailand	Thailand (Siam)
Hawaii	Hawaii	Trinidad.....	Trinidad and Tobago
Honduras	Honduras	Turkey	Turkey
Hong Kong	Hong Kong	Un So Afr.....	Union of South Africa
Hungary	Hungary	U Kingdom.....	United Kingdom
Iceland.....	Iceland	U States	United States
India.....	India	U S Ocea	United States Oceania
IndoChina	Indo-China	Uruguay	Uruguay
Indonesia.....	Indonesia	Venezuela	Venezuela
Iran	Iran	Yugo Slav	Yugoslavia
Iraq.....	Iraq		

IMPORTS INTO CANADA FOR CONSUMPTION, BY COUNTRIES (EXCLUDING GOLD)

Countries	Month of January			
	1955	1956		
	\$	\$	\$	\$
Commonwealth Countries				
United Kingdom.....	27,545,146	33,124,154		
Aden.....	2,861	2,294		
British East Africa.....) 1,171,759	(403,777		
Mauritius and Seychelles.....		(802,283		
Rhodesia and Nyasaland.....	-	467		
Union of South Africa.....	512,912	261,385		
Other British South Africa.....	-	781		
Gambia.....	-	-		
Gold Coast.....	118,119	137		
Nigeria.....	-	10		
Sierra Leone.....	-	-		
Other British West Africa.....	-	-		
Anglo-Egyptian Sudan.....*	-	-		
Ceylon.....	1,154,468	1,174,644		
India.....	2,436,760	2,635,037		
Malaya and Singapore.....	1,735,884	3,203,234		
Pakistan.....	12,490	149,879		
Other British East Indies.....	3,076	17,259		
Bermuda.....	13,138	16,391		
British Guiana.....	259,933	294,948		
British Honduras.....	-	1,448		
Bahamas.....	23,821	30,406		
Barbados.....	24,442	81,854		
Jamaica.....	781,241	657,993		
Leeward and Windward Islands.....	8,233	15,308		
Trinidad and Tobago.....	349,850	362,314		
Falkland Islands.....	-	-		
Gibraltar.....	-	680		
Hong Kong.....	450,049	417,225		
Malta.....	3,950	10,316		
Australia.....	998,695	1,309,563		
Fiji.....	-	851,471		
New Zealand.....	1,271,765	144,979		
Other British Oceania.....	-	-		
Total Commonwealth Countries.....	38,878,592	45,970,237		
Foreign Countries				
Afghanistan.....	-	-		
Albania.....	-	-		
Arabia.....	-	1,333,342		
Argentina.....	195,053	248,248		
Austria.....	174,818	207,444		
Belgium and Luxembourg.....	1,411,944	2,132,788		
Belgian Congo.....	298,565	154,711		
Bolivia.....	-	15,038		
Brazil.....	2,385,505	2,551,513		
Bulgaria.....	-	-		
Burma.....	-	-		
Chile.....	12,700	49,720		
China (except Taiwan).....	102,156	509,891		
Taiwan.....	52,132	284		
Colombia.....	2,132,704	2,107,683		
Costa Rica.....	727,119	324,595		
Cuba.....	382,377	307,496		
Czechoslovakia.....	135,802	240,147		
Denmark.....	172,424	286,051		
Greenland.....	519	340		
Dominican Republic.....	289,343	201,202		
Ecuador.....	268,908	164,869		
Egypt.....	8,570	10,313		
El Salvador.....	432,215	40,122		
Estonia.....	-	-		
Ethiopia.....	-	26,790		
Finland.....	19,388	58,662		
France.....	1,618,874	1,785,194		
French Africa.....	110,874	70,787		
Indo-China.....	10,449	149		
French Guiana.....	-	-		
French Oceania.....	-	-		
French West Indies.....	1,000	-		
Madagascar.....	353	7,327		
St. Pierre and Miquelon.....	4,021	634		

* See Foreign Countries from January 1, 1956.

Countries	Month of January		\$	\$
	1955	1956		
	\$	\$		
Foreign Countries - Concluded				
Germany, Federal Republic of	2,230,190	4,890,380		
Germany, Eastern	31,032	39,355		
Greece	27,789	18,137		
Guatemala	387,472	259,948		
Haiti	87,760	134,533		
Honduras	54,487	90,915		
Hungary	6,006	12,769		
Iceland	-	-		
Iran	352,383	210,576		
Iraq	386,549	156,341		
Ireland	16,511	31,380		
Israel	90,183	215,084		
Italy	775,565	1,295,537		
Italian Africa	-	-		
Japan	1,856,805	4,574,368		
Jordan	-	-		
Korea	7,608	-		
Latvia	-	-		
Lebanon	1,705,733	2,367,808		
Liberia	-	272,612		
Libya	-	-		
Lithuania	-	-		
Mexico	1,252,755	7,323,495		
Morocco	8,315	5,647		
Netherlands	1,012,742	1,116,658		
Indonesia	141,220	96,511		
Surinam	62,341	143,928		
Netherlands Antilles	1,677,968	2,980,774		
Nicaragua	9,133	4,708		
Norway	157,757	85,351		
Panama	470,775	787,363		
Paraguay	14,732	-		
Peru	110,228	172,866		
Philippines	232,707	299,799		
Poland	38,974	50,486		
Portugal	59,550	169,473		
Azores and Madeira	6,105	12,709		
Portuguese East Africa	-	22,918		
Portuguese West Africa	-	13,567		
Portuguese Asia	-	-		
Roumania	-	-		
Spain	430,572	609,695		
Canary Islands	2,363	2,664		
Spanish Africa	-	-		
Sudan*	-	1,063		
Sweden	516,453	836,135		
Switzerland	1,150,264	1,832,503		
Syria	1,282	3,582		
Thailand	153,052	115,258		
Turkey	134,440	62,000		
U.S.S.R. (Russia)	31,613	19,739		
United States	228,048,008	294,502,352		
Alaska	265,373	400,006		
American Virgin Islands	-	-		
Hawaii	145,455	205,445		
Puerto Rico	20,641	132,552		
United States Oceania	-	-		
Uruguay	11,000	31,318		
Venezuela	12,626,751	18,232,194		
Yugoslavia	1,798	2,331		
Total Foreign Countries	267,758,253	357,680,173		
GRAND TOTAL	306,636,845	403,650,410		

* See Commonwealth Countries prior to 1956.

IMPORTS INTO CANADA FOR CONSUMPTION FROM ALL COUNTRIES, FROM THE UNITED KINGDOM
AND FROM THE UNITED STATES, BY MAIN GROUPS (EXCLUDING GOLD)

Main Groups	Month of January			
	1955	1956		
	\$	\$	\$	\$
ALL COUNTRIES				
Agricultural and Vegetable Products (except Chemicals, Fibres and Wood)	38,535,112	41,987,614		
Animals and Animal Products (except Chemicals and Fibres)	8,809,952	10,113,820		
Fibres, Textiles and Textile Products	30,402,900	36,801,742		
Wood, Wood Products and Paper	13,042,854	17,040,631		
Iron and Its Products	100,038,127	150,595,438		
Non-Ferrous Metals and Their Products	29,174,047	34,526,964		
Non-Metallic Minerals and Their Products (except Chemicals)	39,967,538	56,425,333		
Chemicals and Allied Products	17,469,400	21,393,104		
Miscellaneous Commodities	29,196,915	34,765,764		
Total	306,636,845	403,650,410		
UNITED KINGDOM				
Agricultural and Vegetable Products (except Chemicals, Fibres and Wood)	2,100,391	1,973,909		
Animals and Animal Products (except Chemicals and Fibres)	653,906	1,078,778		
Fibres, Textiles and Textile Products	6,918,389	7,386,996		
Wood, Wood Products and Paper	326,475	443,848		
Iron and Its Products	7,385,375	9,884,003		
Non-Ferrous Metals and Their Products	5,252,360	5,741,075		
Non-Metallic Minerals and Their Products (except Chemicals)	1,588,363	2,675,363		
Chemicals and Allied Products	1,471,599	1,303,028		
Miscellaneous Commodities	1,848,288	2,637,154		
Total	27,545,146	33,124,154		
UNITED STATES				
Agricultural and Vegetable Products (except Chemicals, Fibres and Wood)	18,416,635	20,539,487		
Animals and Animal Products (except Chemicals and Fibres)	6,527,979	7,578,180		
Fibres, Textiles and Textile Products	17,960,148	15,625,972		
Wood, Wood Products and Paper	11,968,291	15,535,944		
Iron and Its Products	90,315,564	133,971,845		
Non-Ferrous Metals and Their Products	22,032,080	26,185,815		
Non-Metallic Minerals and Their Products (except Chemicals)	20,641,019	26,300,987		
Chemicals and Allied Products	15,051,161	19,145,869		
Miscellaneous Commodities	25,135,131	29,618,253		
Total	228,048,008	294,502,352		

IMPORTS INTO CANADA FOR CONSUMPTION

Articles and Countries from which Imported	MONTH OF JANUARY 1956		Class Number
	Quantities	Values (\$)	
<u>GROUP 1</u>			
<u>AGRICULTURAL PRODUCTS</u>			
<u>A MAINLY FOOD</u>			
APPLES FRESH	400 U STATES	LB 268942 18116	1
		268942 18116	
APRICOTS QUINCES FRESH	400 U STATES	LB 6753 1734	2
		6753 1734	
BANANAS		CWT	3
	222 B HOND	48 290	
	314 COLOMBIA	6060 45239	
	315 C RICA	37687 324547	
	320 DOM REP	502 3666	
	321 ECUADOR	19389 127702	
	337 GUATEMALA	2203 16812	
	339 HONDURAS	11992 81549	
	361 PANAMA	102894 787363	
		180775 1387168	
CHERRIES FRESH	400 U STATES	LB 1325 355	4
		1325 355	
CRANBERRIES FRESH	400 U STATES	LB 126651 17817	5
		126651 17817	
GRAPEFRUIT FRESH		LB	6
	224 JAMAICA	5135 335	
	231 HONG KONG	3640 469	
	360 ISRAEL	44000 1747	
	400 U STATES	13055377 401823	
		13108152 404374	
GRAPES FRESH	400 U STATES	LB 7418623 433541	7
		7418623 433541	
GUAVAS MANGOES PLANTAINS FRESH	400 U STATES		8
		51	
		51	
LEMONS FRESH	400 U STATES	LB 2676160 224303	9
		2676160 224303	
LIMES FRESH	400 U STATES	LB 10133 1204	10
		10133 1204	
MUSKMELONS CANTALOUPE FRESH		LB	11
	312 CHILE	3140 345	
	352 MEXICO	22296 1461	
	400 U STATES	7790 571	
		33226 2377	
MELONS FRESH M O P		NO	12
ORANGES MANDARINES FRESH		CU FT	13
	344 ITALY	1364 1855	
	352 MEXICO	19222 26560	
	360 ISRAEL	30000 52419	
	372 SPAIN	45100 59900	
	400 U STATES	815746 1701402	
		911432 1842136	
PEACHES FRESH	400 U STATES	LB 2150 220	14
		2150 220	
PEARS FRESH	400 U STATES	LB 327540 24807	15
		327540 24807	
PINEAPPLES FRESH		LB	16
	316 CUBA	261320 13218	
	383 HAWAII	10150 533	
	384 P RICO	7490 378	
	400 U STATES	23670 1247	
		302630 15376	
PLUMS OR PRUNES FRESH		LB	17
	312 CHILE	18605 3200	
	400 U STATES	12620 2618	
		31295 5818	
BERRIES FRESH M O P		LB	18
STRAWBERRIES FRESH	400 U STATES	LB 21289 6596	19
		21289 6596	
FRESH FRUITS M O P			20
	383 HAWAII	88	
	400 U STATES	7074	
		7162	
APPLES DRIED		LB	31
APRICOTS NECTARINES DRIED	400 U STATES	LB 18460 8283	32
		18460 8283	
BANANAS DRIED	400 U STATES	LB 2540 2676	33
		2540 2676	

IMPORTS INTO CANADA FOR CONSUMPTION

Articles and Countries from which Imported	MONTH OF JANUARY 1956		Class Number
	Quantities	Values (\$)	
CURRENTS DRIED	LB		34
234 AUSTRALIA	100800	13609	
400 U STATES	2175	387	
	102975	13996	
DATES	LB		36
231 HONG KONG	781	280	
342 IRAN	2661388	190616	
343 IRAQ	2076533	155991	
400 U STATES	250249	43632	
	4988951	390519	
FIGS DRIED AND FIG PASTE	LB		37
366 PORTUGAL	88160	10273	
379 TURKEY	46800	5616	
400 U STATES	23241	4495	
	158201	20384	
PEACHES DRIED	LB		38
400 U STATES	5500	1686	
	5500	1686	
PRUNES OR PLUMS DRIED UNPITTED	LB		39
400 U STATES	393856	80709	
	393856	80709	
PEARS DRIED	LB		40
400 U STATES	3310	942	
	3310	942	
RAISINS	LB		41
234 AUSTRALIA	253800	37071	
400 U STATES	572787	69562	
	826587	106633	
FRUITS DRIED M O P	LB		42
231 HONG KONG	3492	1246	
347 JAPAN	420	248	
400 U STATES	6778	2561	
	10690	4055	
RASPBERRIES FROZEN 1LB OR LESS	LB		43
400 U STATES	103815	22379	
	103815	22379	
RASPBERRIES FROZEN OVER 1 LB	LB		44
400 U STATES	5060	1170	
	5060	1170	
STRAWBERRIES FROZEN 1LB OR LESS	LB		45
400 U STATES	222217	59476	
	222217	59476	
STRAWBERRIES FROZEN OVER 1 LB	LB		46
400 U STATES	48681	9130	
	48681	9130	
FRUITS M O P FROZEN 1LB OR LESS	LB		47
400 U STATES	30105	8802	
	30105	8802	
FRUITS M O P FROZEN OVER 1 LB	LB		48
400 U STATES	289985	35903	
	289985	35903	
APRICOTS CANNED	LB		49
100 U KINGDOM	4760	730	
234 AUSTRALIA	19671	2568	
400 U STATES	172185	21396	
	196616	24694	
PEACHES CANNED	LB		50
234 AUSTRALIA	13070	1762	
400 U STATES	359432	48221	
	372502	49983	
CHERRIES SULPHURED OR IN BRINE	LB		51
344 ITALY	223898	28207	
354 NETHRLNDS	45452	3630	
372 SPAIN	46226	4938	
	315646	36775	
OLIVES SULPHURED OR IN BRINE	LB		52
328 FR AFRICA	22046	2600	
336 GREECE	27092	5442	
372 SPAIN	243064	48850	
400 U STATES	105718	23031	
	397920	79923	
LEMON ORANGE GRAPE FRUIT RINDS		160	53
231 HONG KONG		160	
PEARS IN CANS	LB		55
234 AUSTRALIA	3510	524	
400 U STATES	100436	15772	
	103946	16296	
PINEAPPLE IN CANS	LB		56
218 MALAYA	10800	1434	
352 MEXICO	157600	14949	
383 HAWAII	1201824	152596	
400 U STATES	7920	1541	
	1378144	170520	
FRUITS IN CANS M O P	LB		57
100 U KINGDOM	12315	2114	
231 HONG KONG	650	528	
316 CUBA	1200	237	
335 GERMANY W	3450	396	
347 JAPAN	54988	6215	
354 NETHRLNDS	41128	10893	
400 U STATES	301180	35327	
	414911	55710	
FRUITS NUTS PICKLED PRESERVED	GAL		60
100 U KINGDOM	505	1931	
231 HONG KONG	369	1210	

IMPORTS INTO CANADA FOR CONSUMPTION

Articles and Countries from which Imported	MONTH OF JANUARY 1956		Class Number
	Quantities	Values (\$)	
344 ITALY	3347	825	
354 NETHRLNDS	5174	5640	
400 U STATES	1389	2902	
FRUIT PULP N O P	10784	12508	61
100 U KINGDOM	10125	1281	
231 HONG KONG	336	53	
352 MEXICO	39375	3650	
372 SPAIN	23146	2329	
383 HAWAII	15650	1852	
400 U STATES	60288	5929	
JELLIES JAMS MARMALADES	148920	15094	62
100 U KINGDOM	257355	43658	
224 JAMAICA	360	79	
354 NETHRLNDS	2405	460	
375 SWEDEN	1050	211	
383 HAWAII	248	89	
400 U STATES	9515	3368	
GRAPEFRUIT ORANGE LEMON PULP	270933	47865	63
224 JAMAICA	43093	2803	
372 SPAIN	22528	912	
MIXED FRUITS IN CANS	65621	3715	64
400 U STATES	743023	108340	
ORANGE JUICE CONCENTRATED FROZ	743023	108340	65
400 U STATES	195146	552317	
FRUIT JUICE NOP CONCENTRD FROZ	195146	552317	66
383 HAWAII	2340	5980	
400 U STATES	14932	40107	
LEMON JUICE EXCEPT CONCENTRATD	17272	46087	68
100 U KINGDOM	50	59	
400 U STATES	2235	6984	
ORANGE JUICE EXCEPT CONCENTRTRD	2285	7043	69
100 U KINGDOM	50	59	
400 U STATES	572787	468272	
PECTIN	572837	468331	70
318 DENMARK	264	423	
400 U STATES	13845	19555	
LEMON JUICE CONCENTRATED FRESH	14109	19978	71
400 U STATES	540	1312	
ORANGE JUICE CONCENTRATD FRESH	540	1312	72
400 U STATES	258	1105	
GRAPE JUICE OVER 1 GALLON	258	1105	73
LIME JUICE NOT REFINED			74
FRUIT JUICES SPIRIT FORTIFIED			75
BLENDED FRUIT JUICES			76
400 U STATES	254078	166619	
FRUIT JUICE NOP EXCEPT CONCENT	254078	166619	77
100 U KINGDOM	975	2638	
383 HAWAII	96	236	
400 U STATES	9610	12040	
GRAPEFRUIT JUICE EXCEPT CONCEN	10681	14914	78
225 TRINIDAD	900	424	
400 U STATES	259933	141312	
PINEAPPLE JUICE EXCEPT CONCENT	260833	141736	79
234 AUSTRALIA	8100	5058	
383 HAWAII	64672	38751	
400 U STATES	1429	907	
FRUIT SYRUPS CONC JUICES N O P	74201	44716	80
327 FRANCE	25	240	
400 U STATES	2022	8562	
COCOANUTS	2047	8802	81
384 P RICO	11600	739	
400 U STATES	17075	1011	
COCOANUT DESICCATED	28675	1750	83
100 U KINGDOM	40800	3040	
217 CEYLON	703930	57345	
364 PHIL	64600	8118	
383 HAWAII	390	396	
400 U STATES	201595	52965	
COPRA NOT PREPARED	1010515	121864	84
364 PHIL	3360000	196379	
ALMONDS NOT SHELLLED	3360000	196379	91

IMPORTS INTO CANADA FOR CONSUMPTION

Articles and Countries from which Imported	MONTH OF JANUARY 1956		Class Number
	Quantities	Values (\$)	
BRAZIL NUTS NOT SHELLED	LB		92
FILBERTS HAZEL NOT SHELLED	LB		93
400 U STATES	1678	522	
	1678	522	
PEANUTS GREEN SHELLED OR NOT	LB		94
207 UN SO AFR	50000	4901	
215 INOIA	447864	29396	
231 HONG KONG	56448	9221	
309 BRAZIL	223537	20279	
313 CHINA	1398432	169413	
352 MEXICO	1222533	138750	
372 SPAIN	152112	13879	
400 U STATES	600	186	
	3551526	386025	
PECANS NOT SHELLED	LB		95
WALNUTS NOT SHELLED	LB		96
344 ITALY	11000	2450	
400 U STATES	250	109	
	11250	2559	
OTHER NUTS NOT SHELLED	LB		97
231 HONG KONG	240	64	
400 U STATES	27891	6449	
	28131	6513	
ALMONDS SHELLED	LB		101
366 PORTUGAL	15432	14850	
372 SPAIN	341633	265794	
400 U STATES	45758	44914	
	402823	325558	
PEANUTS N O P	LB		102
231 HONG KONG	1218	454	
313 CHINA	56400	7704	
400 U STATES	9968	3525	
	67586	11683	
WALNUTS SHELLED	LB		103
231 HONG KONG	91300	29895	
313 CHINA	578545	206305	
327 FRANCE	12386	8248	
344 ITALY	11000	7374	
400 U STATES	809	643	
	694040	252465	
OTHER NUTS SHELLED	LB		104
231 HONG KONG	1215	187	
344 ITALY	2750	1561	
400 U STATES	17112	9686	
	21077	11434	
BRAZIL NUTS SHELLED	LB		105
308 BOLIVIA	25872	15038	
309 BRAZIL	33594	21043	
	59466	36081	
CASHEW NUTS SHELLED	LB		106
215 INOIA	92000	43264	
400 U STATES	10135	6342	
	102135	49606	
PECANS SHELLED	LB		107
400 U STATES	31901	39565	
	31901	39565	
FILBERTS SHELLED	LB		108
344 ITALY	92593	62425	
372 SPAIN	5666	4241	
379 TURKEY	59402	39883	
400 U STATES	32316	25394	
	189977	131943	
ASPARAGUS FRESH	LB		111
BEANS GREEN FRESH	LB		112
231 HONG KONG	2300	167	
352 MEXICO	2400	614	
400 U STATES	934628	103921	
	939328	104702	
BEETS FRESH EXCEPT SUGAR BEETS	LB		114
400 U STATES	394050	15925	
	394050	15925	
CABBAGE FRESH	LB		115
400 U STATES	8660925	257993	
	8660925	257993	
CARROTS FRESH	LB		116
400 U STATES	3435511	161291	
	3435511	161291	
CAULIFLOWER FRESH	LB		117
400 U STATES	3875949	148380	
	3875949	148380	
CELERY FRESH	LB		118
400 U STATES	12126255	410159	
	12126255	410159	
CUCUMBERS FRESH	LB		119
400 U STATES	1130759	97752	
	1130759	97752	
LETTUCE FRESH	LB		120
400 U STATES	14425031	392690	
	14425031	392690	
MUSHROOMS TRUFFLES FRESH	LB		121
231 HONG KONG	136	460	
347 JAPAN	311	575	
365 POLAND	441	1458	

IMPORTS INTO CANADA FOR CONSUMPTION

11

Articles and Countries from which Imported	MONTH OF JANUARY 1956		Class Number
	Quantities	Values (\$)	
400 U STATES	21957	4529	
ONIONS FRESH	22845	7022	
372 SPAIN	LB 130835	2849	122
400 U STATES	3234711	138073	
PEAS GREEN FRESH	3365546	140922	
352 MEXICO	LB 46080	3994	123
400 U STATES	19200	3184	
POTATOES SWEET AND YAMS FRESH	65280	7178	
231 HONG KONG	CWT 48	495	124
400 U STATES	12363	72694	
POTATOES FRESH EXCEPT SEED	12411	73189	
400 U STATES	CWT 61679	149727	125
SPINACH FRESH	61679	149727	
400 U STATES	LB 948676	57262	126
TOMATOES FRESH	948676	57262	
227 BAHAMAS	LB 239682	24376	127
316 CUBA	200	55	
352 MEXICO	2015981	185188	
372 SPAIN	15432	1000	
400 U STATES	6917977	501953	
VEGETABLES FRESH N O P	9182272	712572	
231 HONG KONG	LB 64304	7125	128
344 ITALY	9000	984	
400 U STATES	5009149	411246	
VEGETABLES FROZEN 1LB OR LESS	5082453	419355	
400 U STATES	LB 1365784	257236	129
VEGETABLES FROZEN OVER 1 LB	1365784	257236	
400 U STATES	LB 412915	61711	130
MUSTARD LIQUID	412915	61711	
327 FRANCE		101	131
354 NETHRLNDS		73	
400 U STATES		390	
PASTE HASH VEGETABLE MEAT FISH		564	
100 U KINGDOM	LB 115440	26975	132
231 HONG KONG	399	223	
318 DENMARK	2333	1510	
327 FRANCE	441	398	
344 ITALY	2071	1076	
354 NETHRLNDS	190	109	
388 YUGO SLAV	747	299	
400 U STATES	57099	12335	
POTATOES DRIED	178720	42925	
100 U KINGDOM	LB 4000	858	133
354 NETHRLNDS	6016	1498	
400 U STATES	52420	12812	
VEGETABLES DRIED N O P	62436	15168	
100 U KINGDOM	LB 747	97	134
231 HONG KONG	3877	1509	
322 EGYPT	30763	5181	
335 GERMANY W	1157	607	
347 JAPAN	1020	339	
400 U STATES	330548	97187	
TOMATO JUICE CONCENTRATED	368112	104920	
400 U STATES	LB 1000	75	136
TOMATOES CANNED	1000	75	
344 ITALY	LB 33623	2325	137
400 U STATES	311156	26339	
TOMATO PASTE CANNED	344779	28664	
344 ITALY	LB 61027	8286	138
400 U STATES	381736	53179	
TOMATO PULP AND PUREE CANNED	442763	61465	
400 U STATES	LB 43317	3779	139
TOMATO JUICE EXCEPT CONCENTRTD	43317	3779	
400 U STATES	LB 748199	51511	140
ASPARAGUS IN CANS	748199	51511	
400 U STATES	LB 47783	14449	141
CORN IN CANS	47783	14449	
400 U STATES	LB 78634	8887	143
MUSHROOMS AND TRUFFLES IN CANS	78634	8887	
100 U KINGDOM	LB 151	114	144
231 HONG KONG	548	721	
317 CZECHO S	1982	3490	
327 FRANCE	6000	1588	
347 JAPAN	1061	1456	
400 U STATES	15000	7400	
	24742	14769	

IMPORTS INTO CANADA FOR CONSUMPTION

Articles and Countries from which Imported		MONTH OF JANUARY 1956		Class Number		
		Quantities	Values (\$)			
PEAS IN CANS	327 FRANCE	LB 3269	640	145		
	400 U STATES	37708	4379			
		40977	5019			
VEGETABLE JUICE N O P CANNED	400 U STATES	LB 5470	881	146		
		5470	881			
VEGETABLES N O P IN CANS	100 U KINGDOM	LB 520	104	147		
	231 HONG KONG	1683	460			
	306 BELGIUM	542	70			
	327 FRANCE	810	287			
	335 GERMANY W	6160	730			
	347 JAPAN	1049	318			
	354 NETHRLNDS	6162	700			
	400 U STATES	242382	19681			
		259308	22350			
	PIMENTDS IN CANS	400 U STATES	LB 4200		1449	148
		4200	1449			
BEANS GREEN OR WAX CANNED	400 U STATES	LB 97310	8453	149		
		97310	8453			
BEANS BAKED CANNED	354 NETHRLNDS	LB 3994	511	150		
	400 U STATES	399762	35474			
		403756	35985			
PICKLES	100 U KINGDOM	GAL 773	2729	152		
	227 BAHAMAS	3060	1801			
	231 HONG KONG	1033	1661			
	327 FRANCE	28	55			
	335 GERMANY W	1332	1604			
	336 GREECE	914	1461			
	344 ITALY	1380	2588			
	347 JAPAN	1018	1543			
	354 NETHRLNDS	8298	7822			
	372 SPAIN	575	675			
	400 U STATES	34013	42987			
		52424	64926			
	SAUCES N O P AND CATSUPS	100 U KINGDOM	GAL 541		1218	153
		231 HONG KONG	2965		2527	
335 GERMANY W		128	499			
354 NETHRLNDS		10	53			
400 U STATES		42327	60312			
		45971	64609			
SAUCES SOY	231 HONG KONG	GAL 3193	3070	155		
	347 JAPAN	1342	1926			
	400 U STATES	442	386			
		4977	5382			
BARLEY BUCKWHEAT AND RYE		BUSH		161		
BEANS SOYA	231 HONG KONG	BUSH 17	87	162		
	400 U STATES	153272	340257			
		153289	340344			
BEANS N O P	203 B E AFR	LB 14350	1696	163		
	231 HONG KONG	67200	9522			
	312 CHILE	120000	9456			
	344 ITALY	35175	4346			
	347 JAPAN	1000	130			
	354 NETHRLNDS	52794	3313			
	400 U STATES	355018	51511			
		645537	79974			
INDIAN CORN	400 U STATES	BUSH 366450	571883	167		
		366450	571883			
OATS		BUSH		168		
PEAS SPLIT	100 U KINGDOM	LB 69106	4425	169		
	234 AUSTRALIA	16800	757			
	391 LEBANON	22269	1353			
	392 SYRIA	21529	1476			
	400 U STATES	32650	2864			
		162354	10875			
PEAS N O P	354 NETHRLNDS	LB 66639	3630	170		
	400 U STATES	48810	7806			
		115449	11436			
RICE UNCLEANNED UNHULLED PADDY	304 ARGENTINA	CWT 4390	24924	171		
		4390	24924			
RICE CLEANED	231 HONG KONG	CWT 100	884	172		
	234 AUSTRALIA	14712	47616			
	304 ARGENTINA	12125	31225			
	400 U STATES	14507	129757			
		41444	209482			
WHEAT		BUSH		174		
BARLEY PDT PEARL ROAST GROUND		LB		181		

IMPORTS INTO CANADA FOR CONSUMPTION

Articles and Countries from which Imported	MONTH OF JANUARY 1956		Class Number
	Quantities	Values (\$)	
BRAN AND MILL FEED 400 U STATES	CWT 6964	14883	182
BUCKWHEAT MEAL OR FLOUR	CWT 6964	14883	183
CORN MEAL 400 U STATES	BRL 268	1930	184
HOMINY CRACKED OR DRIED CORN 400 U STATES	CWT 9210	33587	185
MALT FLOUR 400 U STATES	LB 6700	818	187
OATMEAL AND ROLLED OATS 400 U STATES	LB 6300	730	188
RICE STARCH FLOUR MEAL FEED 231 HONG KONG 347 JAPAN 400 U STATES	LB 5700 494 141800	941 119 11331	189
RYE FLOUR	BRL 147994	12391	191
SAGO AND CASSAVA FLOUR EDIBLE 218 MALAYA 400 U STATES	LB 4480 31000 35480	219 4340 4559	192
SEMOLINA	CWT		193
WHEAT FLOUR 400 U STATES	CWT 1065	5749	194
BISCUITS AND BREAD DIETARY 100 U KINGDOM 400 U STATES		925 1686 2611	201
BISCUITS NOT SWEETENED N O P 100 U KINGDOM 306 BELGIUM 318 DENMARK 326 FINLAND 347 JAPAN 354 NETHRLNOS 375 SWEDEN 400 U STATES	LB 16496 105 210 1488 1282 1814 65613 187613 274621	5636 129 57 375 598 318 11892 61394 80399	203
BISCUITS SWEETENED N O P 100 U KINGDOM 306 BELGIUM 317 CZECHO S 318 DENMARK 327 FRANCE 335 GERMANY W 354 NETHRLNDS 376 SWITZRLND 400 U STATES	LB 339636 18552 480 7439 145 1469 5531 2250 67958 443460	127703 5700 288 1666 50 581 1107 1400 15522 154017	204
BREAQ PASSOVER MATZO PRODUCTS 400 U STATES		5097 5097	205
CEREAL FOODS 25 POUNDS OR LESS 231 HONG KONG 335 GERMANY W 354 NETHRLNDS 400 U STATES	LB 100 2502 1201 71887 75690	59 386 124 16279 16848	206
CEREAL FOODS PREPARED N O P 100 U KINGDOM 327 FRANCE 335 GERMANY W 400 U STATES		179 385 411 71498 72473	207
MACARONI AND VERMICELLI 231 HONG KONG 347 JAPAN 400 U STATES	LB 3678 300 76225 80203	928 53 12507 13488	208
MILK FOODS N O P 100 U KINGDOM 335 GERMANY W 375 SWEDEN 400 U STATES		218 490 342 17157 18207	209
ARROWROOT 228 LEEW WIND 231 HONG KONG 400 U STATES	LB 49000 300 3600 52900	4997 66 540 5603	221
MALT WHOLE CRUSHEO OR GROUND	LB		224
SAGO AND TAPIOCA 218 MALAYA 309 BRAZIL 355 INDONESIA 400 U STATES	LB 7800 663 58260 76600 143323	521 77 6417 11342 18357	225

IMPORTS INTO CANADA FOR CONSUMPTION

Articles and Countries from which Imported	MONTH OF JANUARY 1956		Class Number
	Quantities	Values (\$)	
ALL OTHER BREADSTUFFS N O P			226
400 U STATES		4520	
COCOANUT OIL N O P EDIBLE	CWT	4520	231
217 CEYLON	6	55	
400 U STATES	165	2784	
	171	2839	
COTTON SEED OIL N O P EDIBLE	CWT		233
400 U STATES	121	2236	
	121	2236	
OLIVE OIL N O P EDIBLE	CWT		234
336 GREECE	45	1500	
344 ITALY	1126	30298	
372 SPAIN	404	10167	
400 U STATES	3	90	
	1578	42055	
PEANUT OIL N O P EDIBLE	CWT		235
231 HONG KONG	123	2451	
400 U STATES	132	3796	
	255	6247	
SOYA BEAN OIL N O P EDIBLE	CWT		236
400 U STATES	13483	165625	
	13483	165625	
CHOCOLATES IN RETAIL PACKAGES	LB		239
100 U KINGDOM	364306	143210	
335 GERMANY W	15304	10250	
354 NETHRLNDS	8747	3317	
360 ISRAEL	20979	8193	
376 SWITZRLND	6150	3284	
400 U STATES	57039	19551	
	472525	187805	
CONFECTIONERY CHOCOLATE N O P	LB		240
100 U KINGDOM	26402	8614	
306 BELGIUM	955	467	
318 DENMARK	1445	578	
376 SWITZRLND	1035	374	
400 U STATES	56084	12059	
	85921	22092	
OTHER CONFECTIONS SWEETENED	LB		242
100 U KINGDOM	15021	4220	
231 HONG KONG	144	90	
306 BELGIUM	657	111	
335 GERMANY W	1140	428	
354 NETHRLNDS	17957	2237	
400 U STATES	175192	42129	
	210111	49215	
FRUITS PEELS CANDIED	LB		243
231 HONG KONG	200	85	
327 FRANCE	42375	8816	
344 ITALY	16610	3384	
366 PORTUGAL	110	61	
400 U STATES	1887	481	
	61182	12827	
GINGER PRESERVED	LB		244
100 U KINGDOM	90	67	
231 HONG KONG	456	196	
347 JAPAN	250	57	
	796	320	
SUGAR CANDY CONFECTIONERY NOP	LB		246
100 U KINGDOM	1117518	239113	
224 JAMAICA	2383	315	
231 HONG KONG	3525	1542	
305 AUSTRIA	3959	1236	
306 BELGIUM	5257	1284	
318 DENMARK	13505	3870	
327 FRANCE	106	55	
335 GERMANY W	3190	1164	
336 GREECE	175	54	
344 ITALY	2183	998	
347 JAPAN	120	60	
354 NETHRLNDS	34759	7404	
360 ISRAEL	13960	3807	
365 POLAND	6250	968	
400 U STATES	127413	35509	
	1334303	297379	
BUBBLE GUM	LB		247
100 U KINGDOM	1716	421	
318 DENMARK	2789	745	
354 NETHRLNDS	453	408	
400 U STATES	22358	7296	
	27316	8870	
CHEWING GUM N D P	LB		249
100 U KINGDOM	672	166	
400 U STATES	12786	3282	
	13458	3448	
GLUCOSE AND SYRUP CORN SYRUP	CWT		251
400 U STATES	4964	35074	
	4964	35074	
MOLASSES OF CANE NOP	GAL		252
225 TRINIDAD	102400	9216	
384 P RICO	705860	72055	
400 U STATES	247096	43157	
	1055356	124428	
LIQUID OR INVERT SUGAR	CWT		254
100 U KINGDOM	68	322	
400 U STATES	26	214	
	94	536	

IMPORTS INTO CANADA FOR CONSUMPTION


Articles and Countries from which Imported	MONTH OF JANUARY 1956		Class Number
	Quantities	Values (\$)	
MOLASSES FOR HUMAN CONSUMPTION	GAL		255
223 BARBADOS	117666	62805	
400 U STATES	15273	10607	
	132939	73412	
SYRUPS OF CANE OR BEET NOP	GAL		256
100 U KINGDOM	751	801	
400 U STATES	269	655	
	1020	1456	
SUGAR RAW IMPORTED BY REFINERS	CWT		262
204 MAURITIUS	206326	802283	
221 B GUIANA	56027	230634	
224 JAMAICA	117602	472525	
235 FIJI	187136	851471	
	567091	2356913	
SUGAR RAW N O P	CWT		263
221 B GUIANA	6184	25477	
	6184	25477	
SUGAR REFINED	CWT		264
SUGAR AND SYRUP MAPLE	LB		265
COCOA BEANS NOT ROASTED	CWT		271
224 JAMAICA	1975	53716	
228 LEEW WIND	10	290	
321 ECUADOR	419	14858	
387 VENEZUELA	293	9068	
400 U STATES	7716	261351	
	10413	339283	
COCOA BUTTER	LB		273
327 FRANCE	132275	76197	
354 NETHRLNDS	51095	28365	
400 U STATES	206708	111123	
	390078	215685	
COCOA PASTE NOT SWEETENED	LB		274
100 U KINGDOM	22400	8699	
309 BRAZIL	33069	8515	
354 NETHRLNDS	72440	27901	
400 U STATES	47068	18638	
	174277	63753	
COCOA PASTE SWEETENED	LB		275
400 U STATES	13200	5866	
	13200	5866	
COCOA OR CHOCOLATE POWDER	LB		276
100 U KINGDOM	20560	8674	
327 FRANCE	4409	1235	
354 NETHRLNDS	161278	55860	
400 U STATES	167435	83505	
	353682	149274	
COCOA AND CHOCOLATE PREPS NOP	LB		277
100 U KINGDOM	17330	5470	
318 DENMARK	2156	984	
327 FRANCE	8254	2360	
335 GERMANY W	254	112	
354 NETHRLNDS	10424	2054	
389 IRELAND	40000	5874	
400 U STATES	6258	2225	
	85376	19079	
CHICORY	LB		282
354 NETHRLNDS	7280	672	
400 U STATES	10123	3353	
	17403	4025	
COFFEE GREEN	LB		283
202 ADEN	4409	2294	
203 B E AFR	461372	171783	
224 JAMAICA	72600	42602	
225 TRINIOAO	3000	1110	
307 BEL CONGO	99377	45596	
309 BRAZIL	4038534	1970595	
314 COLOMBIA	2920862	1847447	
320 DOM REP	336975	170304	
321 ECUADOR	43034	18699	
323 EL SALVD	76461	38281	
325 ETHIOPIA	32921	26790	
337 GUATEMALA	462987	239291	
338 HAITI	87427	32465	
352 MEXICO	347977	182341	
384 P RICO	37296	21632	
387 VENEZUELA	32369	19502	
395 PORT W AF	26551	13567	
400 U STATES	429213	192720	
	9513365	5037019	
COFFEE ROASTED AND SUBSTITUTES	LB		286
224 JAMAICA	3000	1354	
400 U STATES	112227	83698	
	115227	85052	
COFFEE EXTRACT OF N O P	LB		287
100 U KINGDOM	27035	10692	
376 SWITZRLND	70	145	
400 U STATES	154435	335268	
	181540	346105	
CLOVES UNGROUND	LB		291
203 B E AFR	4480	1402	
400 U STATES	1417	627	
	5897	2029	
GINGER UNGROUND	LB		292
231 HONG KONG	2800	353	
	2800	353	

IMPORTS INTO CANADA FOR CONSUMPTION

Articles and Countries from which Imported		MONTH OF JANUARY 1956		Class Number
		Quantities	Values (\$)	
MUSTARD GROUND		LB		293
100 U KINGDOM		9458	2870	
400 U STATES		7784	1964	
		17242	4834	
NUTMEGS AND MACE	UNGROUND	LB		294
100 U KINGDOM		8713	5167	
228 LEEW WIND		21344	9008	
400 U STATES		22204	6437	
		52261	20612	
NUTMEGS AND MACE	GROUND	LB		295
400 U STATES		498	838	
		498	838	
PEPPER UNGROUND		LB		296
100 U KINGDOM		8960	3027	
215 INDIA		177236	57010	
218 MALAYA		52710	16435	
219 BEL OTHER		21760	6752	
340 HUNGARY		1126	356	
347 JAPAN		6600	1492	
352 MEXICO		2231	1279	
400 U STATES		16537	5886	
		287160	92237	
SPICES N O P UNGROUND		LB		297
224 JAMAICA		7840	5928	
231 HONG KONG		43853	5275	
313 CHINA		5600	510	
355 INDONESIA		11042	1822	
400 U STATES		23018	4088	
		91353	17623	
GINGER AND SPICES N O P GROUND		LB		298
100 U KINGDOM		384	389	
215 INDIA		2240	437	
335 GERMANY W		3575	817	
347 JAPAN		1100	492	
372 SPAIN		89906	25069	
400 U STATES		28099	13071	
		125304	40275	
TONQUIN BEANS CRUDE		LB		299
VANILLA BEANS CRUDE		LB		300
352 MEXICO		1547	12052	
400 U STATES		2004	11823	
		3551	23875	
SEEDS AROMATIC CRUDE UNGROUND		LB		301
354 NETHRLNDS		3815	575	
400 U STATES		6701	2163	
		10516	2738	
TEA BLACK		LB		319
100 U KINGDOM		239903	153632	
203 BEL AFR		150673	86670	
205 RHOD NYAS		1426	467	
215 INDIA		2387753	1266392	
217 CEYLON		986605	521252	
218 MALAYA		42840	20064	
231 HONG KONG		10401	7483	
307 BEL CONGO		4850	2856	
347 JAPAN		34650	8613	
355 INDONESIA		4598	2549	
393 TAIWAN		800	284	
400 U STATES		5798	4353	
		3870297	2074615	
TEA GREEN		LB		320
231 HONG KONG		4118	2522	
347 JAPAN		14340	4991	
		18458	7513	
VINEGAR		GAL		341
400 U STATES		340	514	
		340	514	
YEAST IN CAKES AND PACKAGES		LB		352
400 U STATES		1210	660	
		1210	660	
YEAST IN BULK		LB		353
400 U STATES		390	305	
		390	305	
HOPS		LB		362
335 GERMANY W		3774	3875	
400 U STATES		72594	46182	
		76368	50057	
LIQUORICE UNSWEETENED		LB		364
400 U STATES		32600	7125	
		32600	7125	
MALT SYRUP AND EXTRACTS		LB		365
100 U KINGDOM		8400	1686	
400 U STATES		181420	32782	
		189820	34468	
ESSENCES EXTRACTS N O P		GAL		367
100 U KINGDOM		260	1892	
335 GERMANY W		22	245	
400 U STATES		27	613	
		309	2750	
FOODSTUFFS TAR 18A 19 140A 206				369
400 U STATES			634	
			634	
POTATOES FRENCH FRIED FROZEN		LB		380
400 U STATES		31327	7419	
		31327	7419	

IMPORTS INTO CANADA FOR CONSUMPTION

Articles and Countries from which Imported	MONTH OF JANUARY 1956		Class Number
	Quantities	Values (\$)	
POTATO CHIPS NOT FROZEN	LB		
400 U STATES	2 445 18	9 24 30	381
	2 445 18	9 24 30	
VEGETABLE FOOD PRODUCTS N O P			
100 U KINGDOM		3 03 50	390
231 HONG KONG		3 05 1	
347 JAPAN		1 63	
354 NETHRLNDS		9 07	
400 U STATES		9 60 22	
		1 30 49 3	



IMPORTS INTO CANADA FOR CONSUMPTION

19

Articles and Countries from which Imported	MONTH OF JANUARY 1956		Class Number
	Quantities	Values (\$)	
GROUP 1			
AGRICULTURAL PRODUCTS			
B OTHER THAN FOOD			
ALE BEER PORTER AND STOUT	GAL		1501
100 U KINGDOM	996 5	12842	
335 GERMANY W	1200	1740	
347 JAPAN	188	560	
	11353	15142	
BRANDY	P GAL		1511
100 U KINGDOM	151	1121	
207 UN SO AFR	6487	18456	
232 MALTA	224	1140	
234 AUSTRALIA	4859	15725	
318 DENMARK	55	301	
327 FRANCE	14737	115036	
336 GREECE	104	889	
344 ITALY	33	215	
366 PORTUGAL	1695	7285	
372 SPAIN	293	1655	
388 YUGO SLAV	140	838	
	28778	162661	
CORDIALS AND LIQUEURS N O P	P GAL		1512
100 U KINGDOM	1285	16659	
225 TRINIDAD	4	86	
318 DENMARK	428	6630	
327 FRANCE	3881	45320	
344 ITALY	66	681	
354 NETHRLNDS	1595	15884	
359 NORWAY	40	198	
375 SWEDEN	48	349	
384 P RICO	185	958	
389 IRELAND	13	154	
400 U STATES	42	759	
	7587	87678	
CIN	P GAL		1513
100 U KINGDOM	6654	34846	
354 NETHRLNDS	638	2470	
	7292	37316	
RUM	P GAL		1514
100 U KINGDOM	25573	93150	
221 B GUIANA	28193	35651	
223 BARBADOS	5584	17064	
224 JAMAICA	5692	19317	
225 TRINIDAD	2248	10474	
234 AUSTRALIA	104	387	
316 CUBA	454	4975	
327 FRANCE	21	159	
338 HAITI	213	1515	
384 P RICO	4638	34391	
	72720	217083	
WHISKY	P GAL		1515
100 U KINGDOM	50405	403398	
389 IRELAND	67	528	
400 U STATES	88949	124326	
	139421	528252	
ABSINTHE ALCOHOLIC LIQUORS NOP	P GAL		1516
100 U KINGDOM	64	405	
	64	405	
WINES NON SPARKLING	GAL		1530
100 U KINGDOM	9250	41522	
207 UN SO AFR	15686	24680	
232 MALTA	3306	4972	
234 AUSTRALIA	25763	49374	
327 FRANCE	34950	117166	
328 FR AFRICA	3318	4553	
335 GERMANY W	2566	11581	
336 GREECE	1647	1939	
344 ITALY	15366	47533	
354 NETHRLNDS	198	917	
360 ISRAEL	400	1520	
366 PORTUGAL	26462	37574	
367 AZORES	316	1259	
372 SPAIN	8562	20460	
376 SWITZRLND	198	773	
389 IRELAND	1406	7170	
400 U STATES	3516	10825	
	152910	383818	
WINES SPARKLING	GAL		1560
234 AUSTRALIA	18	89	
327 FRANCE	3809	46270	
335 GERMANY W	100	372	
344 ITALY	260	1235	
354 NETHRLNDS	30	435	
	4217	48401	
GUMS AMBER AND ARABIC	LB		1571
396 SUDAN	6633	1063	
400 U STATES	27338	6919	
	33971	7982	
GUMS AUSTL COPAL DAMAR ETC	CWT		1572
400 U STATES	243	5970	
	243	5970	

IMPORTS INTO CANADA FOR CONSUMPTION

Articles and Countries from which imported	MONTH OF JANUARY 1956		Class Number
	Quantities	Values (\$)	
GUMS BARBERRY ELEMI GEDDA ETC 100 U KINGDOM 354 NETHRLNDS 400 U STATES	CWT 2 30 160 192	110 735 7466 8311	1573
BURGUNDY PITCH 400 U STATES	LB 18186 18186	2252 2252	1575
CHICLE OR SAPPATO GUM CRUDE 400 U STATES	LB 81002 81002	25913 25913	1576
SHELLAC BLEACHED 400 U STATES	CWT 110 110	6410 6410	1577
DRAGONS BLOOD	LB		1578
LAC CRUDE SEED STICK AND SHELL 215 INDIA 371 THAILAND 400 U STATES	CWT 977 3634 1077 5688	41628 104010 39527 185165	1579
RESIN OR ROSIN 327 FRANCE 400 U STATES	CWT 22 31054 31076	149 218615 218764	1580
ROSIN SIZING 400 U STATES	CWT 10134 10134	108210 108210	1581
WAX SEALING 400 U STATES		119 119	1582
GUMS AND BLENDS N O P 100 U KINGDOM 400 U STATES	LB 39000 212736 251736	10757 84495 95252	1583
TALL OIL AND TALL OIL PITCH 400 U STATES	CWT 5254 5254	35094 35094	1584
COTTON SEED CAKE AND MEAL 400 U STATES	CWT 2600 2600	8186 8186	1591
LINSEED OIL CAKE AND MEAL 400 U STATES	CWT 34401 34401	106757 106757	1592
PALM NUT CAKE AND MEAL	CWT		1593
SOYA BEAN OIL CAKE AND MEAL 400 U STATES	CWT 387626 387626	1031448 1031448	1594
SOYA BEAN FLOUR 400 U STATES	CWT 2345 2345	13095 13095	1595
PEANUT OIL CAKE AND MEAL	CWT		1596
CASTOR OIL NOT EDIBLE 100 U KINGDOM 309 BRAZIL 400 U STATES	CWT 38 638 891 1567	877 7820 15138 23835	1601
CHINAWOOD OIL NOT EDIBLE 400 U STATES	CWT 5 5	165 165	1602
COCOANUT OIL NOT EDIBLE 217 CEYLON 400 U STATES	CWT 38085 591 38676	386369 6206 392575	1603
COTTON SEED OIL NOT EDIBLE 400 U STATES	CWT 39693 39693	438539 438539	1605
ESSENTIAL OIL N O P 100 U KINGDOM 228 LEEW WIND 309 BRAZIL 327 FRANCE 335 GERMANY W 338 HAITI 354 NETHRLNDS 372 SPAIN 376 SWITZRLND 400 U STATES	LB 901 210 1488 1111 794 1303 2648 400 97 63860 72812	1674 1013 908 11908 334 4830 5797 328 1808 257392 285992	1606
EUCALYPTUB OIL 234 AUSTRALIA	LB 424 424	289 289	1607
FLAXSEED OR LINSEED OIL 400 U STATES	CWT 1258 1258	16121 16121	1608
FOOTB OF COTTON SEED OR OLIVES 400 U STATES	CWT 599 599	8569 8569	1609
OLIVE OIL FOR MANUFACTURING	CWT		1610
PALM AND PALM KERNEL OIL 100 U KINGDOM 218 MALAYA 307 BEL CONGO	CWT 2245 28307 9804	25491 307848 83668	1611

IMPORTS INTO CANADA FOR CONSUMPTION

Articles and Countries from which Imported	MONTH OF JANUARY 1956		Class Number
	Quantities	Values (\$)	
400 U STATES	1208	13743	
PEANUT OIL	41564	430750	1613
100 U KINGDOM	CWT 1194	18459	
PEPPERMINT OIL	1194	18459	1614
400 U STATES	LB 6111	40599	
PERILLA OIL	6111	40599	1615
RESIN OIL	CWT		1617
400 U STATES	556	4378	
SESAME SEED OIL	556	4378	1618
231 HONG KONG	CWT 6	78	
400 U STATES	2	90	
SOYA BEAN OIL FOR MANUFACTURE	8	168	1619
400 U STATES	CWT 10102	121643	
VEGETABLE OIL N O P NOT EDIBLE	10102	121643	1620
100 U KINGDOM	CWT 33	966	
400 U STATES	10271	136276	
RAPE SEED OIL	10304	137242	1621
400 U STATES	CWT 49	905	
CASHEW NUT SHELL OIL	49	905	1622
400 U STATES	CWT 298	4428	
OITICICA OIL	298	4428	1623
309 BRAZIL	CWT 86	1326	
SUNFLOWER SEED OIL	86	1326	1624
VEGETABLE OILS FOR TEXTILES	CWT		1625
100 U KINGDOM	1	51	
400 U STATES	1880	34509	
LEMON OIL AND ORANGE OIL	1881	34560	1626
224 JAMAICA	LB 2700	2761	
309 BRAZIL	2024	2024	
344 ITALY	685	1735	
354 NETHRLNDS	2380	10106	
376 SWITZRLND	25	559	
400 U STATES	7842	17035	
SPEARMINT OIL	15656	34220	1627
400 U STATES	LB 3253	15977	
ROSE BUSHES NOP	3253	15977	1646
306 BELGIUM	NO 8044	1296	
335 GERMANY W	1525	337	
354 NETHRLNDS	29376	6592	
400 U STATES	60455	22869	
BUSHES ROOTS AND VINES N O P	99400	31094	1647
APPLE TREES N O P	NO		1651
354 NETHRLNDS	400	200	
PEACH TREES AND JUNE BUDS NOP	400	200	1653
FRUIT TREES N O P	NO		1657
AZALEAS RHODODENDRONS ETC			1662
100 U KINGDOM		368	
231 HONG KONG		688	
306 BELGIUM		17297	
327 FRANCE		110	
335 GERMANY W		1394	
347 JAPAN		2055	
354 NETHRLNDS		12998	
400 U STATES		30376	
PALMS FERNS FICUS CANNAS ETC		65286	1663
354 NETHRLNDS		1848	
400 U STATES		505	
TULIP BULBS		2353	1664
GLADIOLI BULBS			1665
354 NETHRLNDS		6766	
400 U STATES		1079	
FLOWERS AND FOLIAGE CUT		7845	1666
327 FRANCE		171	
335 GERMANY W		2464	
383 HAWAII		102	
400 U STATES		145069	
TREES SEEDLING STOCK		147806	1668
354 NETHRLNDS		1274	
FLORIST OR NURSERY STOCK N O P		1274	1669
306 BELGIUM		738	

IMPORTS INTO CANADA FOR CONSUMPTION

Articles and Countries from which Imported	MONTH OF JANUARY 1956		Class Number
	Quantities	Values (\$)	
335 GERMANY W		70	
354 NETHRLNDS		6872	
400 U STATES		24204	
		31884	
LATEX NATURAL OR SYNTHETIC	LB		1680
100 U KINGDOM	55870	23008	
400 U STATES	1329809	637873	
	1385679	660881	
BALATA CRUDE	LB		1681
400 U STATES	200	680	
	200	680	
GUTTA PERCHA UNMANUFACTURED	LB		1682
400 U STATES	300	1041	
	300	1041	
RUBBER CRUDE CAOUTCHOUC	LB		1683
100 U KINGDOM	73920	37194	
217 CEYLON	616000	203929	
218 MALAYA	7895513	2835118	
219 BEI OTHER	22403	10507	
355 INDONESIA	291076	84523	
400 U STATES	1237793	503243	
	10136705	3674514	
COMB BLANKS OF HARD RUBBER			1684
RUBBER POWDERED WASTE OR JUNK	CWT		1687
100 U KINGDOM	300	2016	
400 U STATES	3089	25581	
	3389	27597	
RUBBER RECOVERED	CWT		1688
100 U KINGDOM	740	6154	
400 U STATES	23908	227386	
	24648	233540	
RUBBER SUBSTITUTE OR SYNTHETIC	CWT		1689
400 U STATES	11970	368700	
	11970	368700	
RUBBER THREAD NOT COVERED	LB		1690
100 U KINGDOM	1818	2252	
400 U STATES	11455	20796	
	13273	23048	
HARD RUBBER STRIP SHEET ROD	LB		1691
100 U KINGDOM	11800	4424	
400 U STATES	1534	3331	
	13334	7755	
CONVEYOR BELTING OF RUBBER			1699
100 U KINGDOM		10930	
400 U STATES		7700	
		18630	
BATHING SHOES RUBBER	PAIR		1700
BELTING RUBBER			1701
100 U KINGDOM		5370	
335 GERMANY W		399	
347 JAPAN		3052	
354 NETHRLNDS		1014	
400 U STATES		53187	
		63022	
CANVAS SHOES RUBBER SOLES	PAIR		1702
215 INDIA	88440	38015	
231 HONG KONG	251366	132134	
400 U STATES	164	576	
	339970	170725	
BOOTS AND SHOES RUBBER N O P	PAIR		1703
100 U KINGDOM	45830	75679	
231 HONG KONG	13008	12018	
317 CZECHO S	25375	23789	
327 FRANCE	690	2009	
354 NETHRLNDS	798	785	
400 U STATES	8543	10731	
	94244	125011	
CEMENT RUBBER			1704
100 U KINGDOM		1662	
400 U STATES		69757	
		71419	
CLOTHING RUBBER M O P			1705
100 U KINGDOM		2463	
359 NORWAY		1379	
400 U STATES		8212	
		12054	
GLOVES RUBBER	DZ PR		1706
100 U KINGDOM	766	2486	
317 CZECHO S	78	95	
400 U STATES	2561	20022	
	3405	22603	
GOLF BALLS	DOZ		1707
100 U KINGDOM	1744	6219	
400 U STATES	2120	11591	
	3864	17810	
HEELS RUBBER	PAIR		1708
100 U KINGDOM	3888	458	
400 U STATES	141647	8406	
	145535	8864	
HOSE RUBBER OR RUBBER LINED			1709
100 U KINGDOM		7808	
335 GERMANY W		1271	
400 U STATES		186868	
		195947	

IMPORTS INTO CANADA FOR CONSUMPTION

Articles and Countries from which Imported	MONTH OF JANUARY 1956		Class Number
	Quantities	Values (\$)	
WATER BOTTLES RUBBER			1710
100 U KINGDOM		4624	
305 AUSTRIA		680	
317 CZECHO S		1177	
400 U STATES		578	
		7059	
MATERIALS FOR SEALING COMPOUND			1711
400 U STATES		10364	
		10364	
MATS AND MATTING RUBBER			1712
100 U KINGDOM		384	
335 GERMANY W		1667	
354 NETHRLNDS		3824	
400 U STATES		71637	
		77512	
PACKING RUBBER			1713
100 U KINGDOM		4143	
335 GERMANY W		464	
375 SWEDEN		450	
400 U STATES		27882	
		32939	
RAINCOATS RUBBER	NO		1714
TIRES BICYCLE AND MOTORCYCLE	NO		1715
100 U KINGDOM	2055	3220	
335 GERMANY W	1700	1179	
354 NETHRLNDS	2800	1544	
400 U STATES	1038	1399	
	7593	7342	
TIRE CASINGS N O P	NO		1716
100 U KINGDOM	455	41539	
327 FRANCE	707	69261	
335 GERMANY W	68	1379	
400 U STATES	30044	537844	
	31274	650023	
TIRES INNER TUBES N O P	NO		1717
327 FRANCE	237	4297	
400 U STATES	6442	19867	
	6679	24164	
TIRES SOLID AUTOMOBILE	NO		1718
400 U STATES	37	838	
	37	838	
TIRES SOLID RUBBER N O P			1719
100 U KINGDOM		1693	
400 U STATES		15715	
		17408	
MANUFACTURES OF RUBBER N O P			1720
100 U KINGDOM		21728	
218 MALAYA		9369	
305 AUSTRIA		187	
306 BELGIUM		4462	
317 CZECHO S		92	
318 DENMARK		161	
327 FRANCE		57	
335 GERMANY W		3080	
347 JAPAN		1001	
375 SWEDEN		71	
400 U STATES		462708	
		502916	
TIRES INNER TUBES BICYCLE	NO		1721
100 U KINGDOM	461	253	
347 JAPAN	2450	525	
354 NETHRLNDS	13550	3419	
400 U STATES	552	405	
	17013	4602	
GASKETS AND WASHERS RUBBER			1722
100 U KINGDOM		1424	
335 GERMANY W		209	
400 U STATES		131542	
		133175	
DRUGGISTS SUNDRIES RUBBER			1723
100 U KINGDOM		4157	
305 AUSTRIA		284	
317 CZECHO S		177	
335 GERMANY W		53	
400 U STATES		61452	
		66123	
TIRE REPAIR MATERIAL OF RUBBER			1724
100 U KINGDOM		1963	
335 GERMANY W		9168	
400 U STATES		46586	
		57717	
NURSING NIPPLES RUBBER	GROSS		1725
400 U STATES	269	5014	
	269	5014	
FLOORING AND TILE OF RUBBER	SQ YD		1726
100 U KINGDOM	159	422	
400 U STATES	24576	43323	
	24735	43745	
V BELTS CHIEFLY OF RUBBER			1727
100 U KINGDOM		2132	
335 GERMANY W		232	
400 U STATES		121270	
		123634	
SOLES SOLING MATERIALS RUBBER			1728
100 U KINGDOM		87	

IMPORTS INTO CANADA FOR CONSUMPTION

Articles and Countries from which Imported	MONTH OF JANUARY 1956		Class Number
	Quantities	Values (\$)	
217 CEYLON		4347	
400 U STATES		33140	
AUTOMOTIVE PARTS OF RUBBER NOP		37574	
100 U KINGDOM		2403	1729
335 GERMANY W		5583	
400 U STATES		102739	
WEATHERSTRIPPING OF RUBBER		110725	
400 U STATES		74784	1730
TIRES PNEUM USED EXCEPT SCRAP		74784	
400 U STATES	NO		1731
	8678	19280	
ANNATTO SEED	LB	19280	1741
SUGAR BEET SEED	LB		1744
354 NETHRLNDS	330	90	
SEEDS FOR BLENDING	330	90	
400 U STATES	LB		1746
	84213	10715	
COTTON SEED	84213	10715	
CLOVER SEED	CWT		1747
	LB		1750
100 U KINGDOM	538151	124367	
327 FRANCE	154340	36966	
340 HUNGARY	31584	5993	
400 U STATES	592172	140676	
FLAX SEED	1323247	308002	
400 U STATES	BUSH		1751
	123613	383404	
BENT GRASS SEED	123613	383404	
	LB		1753
236 NEW ZEAL	1400	977	
400 U STATES	7300	3701	
GRASS SEED TIMOTHY	8700	4678	
GRASS SEED N O P	LB		1754
	LB		1755
100 U KINGDOM	49704	11949	
236 NEW ZEAL	5600	1726	
318 DENMARK	130456	25537	
354 NETHRLNDS	21605	9500	
375 SWEDEN	11023	3153	
400 U STATES	547485	58598	
MILLET AND RAPE SEED	765873	110463	
400 U STATES	LB		1756
	87846	4633	
MUSHROOM SPAWN	87846	4633	
400 U STATES		6598	1757
PEAS AND BEANS SEED U KINGDOM		6598	
100 U KINGDOM	LB		1758
	512	532	
SEED POTATOES	512	532	
400 U STATES	CWT		1759
	10820	19859	
SEEDS 5 DOLLARS OR OVER PER LB	10820	19859	
100 U KINGDOM		96	1762
318 DENMARK		408	
335 GERMANY W		320	
347 JAPAN		645	
354 NETHRLNDS		1722	
400 U STATES		10973	
GARDEN FIELD ROOT SEEDS N O P		14164	
100 U KINGDOM		5465	1766
231 HONG KONG		3539	
318 DENMARK		646	
327 FRANCE		450	
335 GERMANY W		79	
354 NETHRLNDS		7009	
400 U STATES		140477	
TOBACCO TURKISH UNSTEMMED		157665	
336 GREECE	LB		1776
379 TURKEY	3479	3396	
400 U STATES	20287	16478	
	1611	1696	
TOBACCO TURKISH STEMMED	25377	21570	
	LB		1777
TOBACCO FLUE CURED UNSTEMMED	LB		1778
400 U STATES	1829	1784	
	1829	1784	
CIGAR LEAF UNSTEMMED	LB		1779
316 CUBA	848	2365	
400 U STATES	42904	141887	
	43752	144252	
TOBACCO N O P UNSTEMMED	LB		1780
392 SYRIA	4247	1170	
400 U STATES	942	318	
	5189	1488	
TOBACCO FLUE CURED STEMMED	LB		1781

IMPORTS INTO CANADA FOR CONSUMPTION

Articles and Countries from which Imported	MONTH OF JANUARY 1956		Class Number
	Quantities	Values (\$)	
CIGAR LEAF STEMMED	LB		1782
316 CUBA	20973	29205	
400 U STATES	13955	6805	
	34928	36010	
TOBACCO N O P STEMMED	LB		1783
400 U STATES	332	405	
	332	405	
CIGARS	LB		1784
100 U KINGDOM	5	254	
224 JAMAICA	31	286	
316 CUBA	427	3889	
335 GERMANY W	111	383	
354 NETHRLNDS	1720	5724	
376 SWITZRLND	373	1000	
400 U STATES	1202	3675	
	3869	15211	
CIGARETTES	LB		1785
100 U KINGDOM	2770	3568	
327 FRANCE	53	69	
400 U STATES	45705	77359	
	48528	80996	
SNUFF	LB		1786
100 U KINGDOM	210	645	
	210	645	
TOBACCO CUT	LB		1787
100 U KINGDOM	5445	10661	
231 HONG KONG	100	146	
354 NETHRLNDS	2589	1766	
400 U STATES	23485	31277	
	31619	43850	
TOBACCO MANUFACTURED N O P	LB		1788
100 U KINGDOM	954	755	
400 U STATES	1200	689	
	2154	1444	
LOCUST BEANS LOCUST BEAN MEAL	LB		1811
400 U STATES	2000	560	
	2000	560	
BRISTLES N O P	LB		1812
BROOM CORN			1813
352 MEXICO		3125	
400 U STATES		44316	
		47441	
CATTLE FOOD WITH MOLASSES			1815
400 U STATES		3177	
		3177	
DRUGS CRUDE BARKS FLOWERS			1816
100 U KINGDOM		615	
231 HONG KDNG		2654	
306 BELGIUM		176	
309 BRAZIL		63	
335 GERMANY W		239	
400 U STATES		31195	
		34942	
GLUE VEGETABLE	LB		1817
400 U STATES	1331	248	
	1331	248	
HAY AND STRAW	TON		1818
400 U STATES	1306	43206	
	1306	43206	
IVORY NUTS			1819
MUCILAGE AND ADHESIVE PASTE	LB		1824
400 U STATES	27139	4287	
	27139	4287	
PALM LEAF UNMANUFACTURED			1825
ROOTS MEDICINAL ALKANET JALAP			1827
231 HONG KONG		564	
327 FRANCE		468	
400 U STATES		496	
		1528	
STARCH AND PREPARATIONS N O P	LB		1828
231 HONG KONG	2600	383	
335 GERMANY W	880	179	
354 NETHRLNDS	11000	1051	
400 U STATES	384025	35287	
	398505	36900	
STARCH POTATO POTATO FLOUR	LB		1829
335 GERMANY W	5231	916	
400 U STATES	208200	18791	
	213431	19707	
STARCH FOR PASTE	LB		1830
TAR PINE CRUDE IN BULK	GAL		1832
400 U STATES	32385	14317	
	32385	14317	
TEASELS			1833
400 U STATES		606	
		606	
TURPENTINE RAW OR CRUDE	LB		1834
TURPENTINE SPIRITS OF	GAL		1835
400 U STATES	63615	46597	
	63615	46597	
VEGETABLE PRODUCTS N O P			1836

IMPORTS INTO CANADA FOR CONSUMPTION

Articles and Countries from which Imported	MONTH OF JANUARY 1956		Class Number
	Quantities	Values (\$)	
VEGETABLE PRODUCTS N O P			1836
100 U KINGDOM		3443	
231 HONG KONG		745	
335 GERMANY W		295	
347 JAPAN		526	
354 NETHRLNDS		614	
376 SWITZRLND		538	
400 U STATES		15106	
		21267	
VEGETABLE COLOURING			1839
100 U KINGDOM		956	
400 U STATES		9385	
		10341	
DEXTRINE STARCH MIXTURES N O P	LB		1840
100 U KINGDOM	168000	12782	
354 NETHRLNDS	35026	2546	
400 U STATES	88000	7736	
	291026	23064	
DEXTRINE STARCH NOT A PASTE	LB		1841
400 U STATES	3125	500	
	3125	500	
DISTILLERS SOLUBLES			1842
400 U STATES		16779	
		16779	
VEGETABLE FLOUR NOP NOT EDIBLE			1843
309 BRAZIL		4856	
400 U STATES		28995	
		33851	
NON FOODS TAR 68A 206 662 809			1844
400 U STATES		1196	
		1196	
VEGETABLE FLAVOURINGS			1845
100 U KINGDOM		657	
232 MALTA		266	
327 FRANCE		2773	
335 GERMANY W		105	
336 GREECE		499	
354 NETHRLNDS		596	
400 U STATES		21144	
		26040	
SIZING PREPARATIONS N O P	LB		1846
400 U STATES	128340	10996	
	128340	10996	

IMPORTS INTO CANADA FOR CONSUMPTION

Articles and Countries from which Imported	MONTH OF JANUARY 1956		Class Number
	Quantities	Values (\$)	
<u>GROUP 2</u>			
ANIMALS AND ANIMAL PRODUCTS			
CATTLE PURE BRED	NO		2012
100 U KINGDOM	12	5830	
400 U STATES	60	56895	
	72	62725	
BABY CHICKS AND TURKEY POULTS	NO		2013
400 U STATES	72821	34516	
	72821	34516	
DOGS PURE BRED	NO		2014
100 U KINGDOM	15	1730	
335 GERMANY W	1	200	
381 ALASKA	1	50	
400 U STATES	23	2705	
	40	4685	
FOWLS DOMESTIC PURE BRED	NO		2015
400 U STATES	22	55	
	22	55	
HORSES PURE BRED	NO		2018
100 U KINGDOM	8	7915	
	8	7915	
RABBITS PURE BRED	NO		2019
SHEEP PURE BRED	NO		2020
400 U STATES	11	3350	
	11	3350	
ANIMALS FOR IMP OF STOCK N O P	NO		2021
100 U KINGDOM	2	200	
400 U STATES	5	870	
	7	1070	
HORSES N O P	NO		2035
100 U KINGDOM	91	10972	
400 U STATES	55	9160	
	146	20132	
LIVESTOCK N O P	NO		2037
400 U STATES	3845	509131	
	3845	509131	
BEES	PKGS		2041
FOXES	NO		2042
LEECHES			2043
PIGEONS HOMING AND PHEASANTS			2044
400 U STATES		925	
		925	
TURTLES			2045
400 U STATES		684	
		684	
ALL OTHER ANIMALS LIVING N O P			2046
100 U KINGDOM		1138	
215 INDIA		8000	
354 NETHRLNDS		851	
364 PHIL		1486	
400 U STATES		19100	
		30575	
WINK	NO		2047
326 FINLAND	6	1155	
400 U STATES	686	75513	
	692	76668	
BONES CRUDE	CWT		2051
215 INDIA	10	306	
400 U STATES	8	401	
	18	707	
BONE DUST CHARRED BONE	CWT		2052
100 U KINGDOM	4700	7561	
234 AUSTRALIA	500	1257	
400 U STATES	1048	7946	
	6248	16764	
BONE PITCH CRUDE ONLY	CWT		2053
400 U STATES	107	758	
	107	758	
CHARCOAL ANIMAL FOR SUGAR	CWT		2054
100 U KINGDOM	2265	20236	
322 EGYPT	560	3065	
	2825	23301	
IVORY AND MANUFACTURES			2063
100 U KINGDOM		134	
215 INDIA		142	
347 JAPAN		89	
		365	
BUTTON BLANKS OF SHELL ROUGH			2071
SHELLS UNMANUFACTURED FOSSILS			2073
100 U KINGDOM		4320	
335 GERMANY W		1835	
354 NETHRLNDS		409	
400 U STATES		1080	
		7644	
SHELLS N O P CRUSHED OR GROUND	CWT		2074

IMPORTS INTO CANADA FOR CONSUMPTION

Articles and Countries from which Imported	MONTH OF JANUARY 1956		Class Number
	Quantities	Values (\$)	
OYSTER SHELLS CRUSHED OR NOT 400 U STATES	CWT 78504	50302	2075
FEATHERS NATURAL 100 U KINGDOM 231 HONG KONG 306 BELGIUM 400 U STATES		2146 126 3392 8716 14380	2081
BADMINTON SHUTTLECOCKS BIRDS 100 U KINGDOM 318 DENMARK 347 JAPAN 400 U STATES	GROSS 190 3 25 126 344	2047 106 255 4000 6408	2083
MANUFACTURES OF FEATHERS N O P 100 U KINGDOM 207 UN SO AFR 215 INDIA 400 U STATES		331 175 165 1136 1807	2084
FEATHERBONE COILS 400 U STATES		1238 1238	2085
QUILLS NATURAL OR UNPLUMED 400 U STATES		2970 2970	2086
COD HADDOCK POLLOCK FRESH 100 U KINGDOM 381 ALASKA 400 U STATES	LB 6000 3266 59112 68378	1352 393 9252 10997	2091
HALIBUT FRESH 381 ALASKA 400 U STATES	LB 138976 58020 196996	22932 16190 39122	2092
FISH LIVERS	LB		2093
HERRINGS FRESH	LB		2094
LIVE FISH AND EGGS PROPAGATING 400 U STATES		10030 10030	2095
LDBSTERS FRESH 316 CUBA 400 U STATES	LB 1000 9467 10467	970 5350 6320	2096
MACKEREL FRESH	LB		2097
OYSTERS SEED AND BREEDING			2098
OYSTERS IN THE SHELL 400 U STATES	BRL 10 10	340 340	2099
OYSTERS SHELLED IN BULK 400 U STATES	GAL 10168 10168	74786 74786	2100
SALMON FRESH 400 U STATES	LB 31657 31657	13420 13420	2101
SQUID FRESH 231 HONG KONG 347 JAPAN 400 U STATES		2328 148 920 3396	2102
FISH ALL OTHER FRESH 100 U KINGDOM 231 HONG KONG 347 JAPAN 400 U STATES	LB 1960 2446 3600 157049 165055	764 581 1588 25105 28038	2103
COD HADDOCK POLLOCK DRIED	LB		2111
COD HADDOCK POLLOCK SALTED 400 U STATES	LB 2005 2005	160 160	2113
HALIBUT SALTED	LB		2114
HERRINGS SALTED 100 U KINGDOM 354 NETHRLNDS 359 NORWAY 375 SWEDEN	LB 53270 47453 1600 3309 105632	5798 6754 340 265 13157	2115
MACKEREL PICKLED	LB		2117
SALMON SALTED	LB		2118
SALMON SMOKED 400 U STATES	LB 2044 2044	1604 1604	2119
FISH DRIED N O P 231 HONG KONG 347 JAPAN 400 U STATES	LB 1489 300 112 1901	645 132 56 833	2120

IMPORTS INTO CANADA FOR CONSUMPTION

Articles and Countries from which Imported	MONTH OF JANUARY 1956		Class Number
	Quantities	Values (\$)	
FISH ALL OTHER SALTED	LB		2121
231 HONG KONG	17395	6689	
336 GREECE	3009	869	
400 U STATES	995	330	
	21399	7888	
FISH OTHER SMOKED OR BONELESS	LB		2122
100 U KINGDOM	15625	3473	
354 NETHRLNDS	551	62	
400 U STATES	1720	656	
	17896	4191	
CRABS CLAMS SHRIMPS CANNED	LB		2131
347 JAPAN	67131	13505	
359 NORWAY	250	185	
400 U STATES	155312	140707	
	222693	154397	
KIPPERED HERRINGS CANNED	LB		2132
100 U KINGDOM	29460	7746	
359 NORWAY	12357	3609	
	41817	11355	
LOBSTERS CANNED PREPARED N O P	LB		2133
400 U STATES	75	59	
	75	59	
OYSTERS SHELLLED IN CANS	QUART		2136
400 U STATES	2146	3783	
	2146	3783	
OYSTERS PREPARED PRESERVED N O P	LB		2137
231 HONG KONG	554	664	
347 JAPAN	14633	5526	
400 U STATES	16397	12810	
	31584	19000	
SALMON CANNED PREPARED N O P	LB		2138
318 DENMARK	937	722	
400 U STATES	285	285	
	1222	1007	
PILCHARD CANNED	LB		2139
ANCHOVIES SARDINES CANNED	LB		2140
318 DENMARK	23204	8975	
353 MOROCCO	5786	2903	
359 NORWAY	95624	32341	
366 PORTUGAL	22973	12836	
372 SPAIN	8315	4740	
375 SWEDEN	2250	647	
388 YUGO SLAV	1235	400	
400 U STATES	3281	1887	
	162668	64729	
TUNA FISH CANNED	LB		2143
347 JAPAN	32228	10735	
	32228	10735	
FISH PRESERVED IN OIL N O P			2144
231 HONG KONG		2218	
327 FRANCE		52	
335 GERMANY W		6103	
363 PERU		12231	
366 PORTUGAL		150	
400 U STATES		657	
		21411	
FISH PREPARED OR PRESERVED N O P			2145
100 U KINGDOM		2823	
231 HONG KONG		1650	
318 DENMARK		215	
327 FRANCE		178	
335 GERMANY W		162	
347 JAPAN		2229	
359 NORWAY		350	
366 PORTUGAL		665	
400 U STATES		7340	
		15612	
HERRINGS CANNED	LB		2146
100 U KINGDOM	12284	2496	
231 HONG KONG	204	105	
335 GERMANY W	25144	5164	
359 NORWAY	188	150	
375 SWEDEN	1387	1085	
400 U STATES	535	279	
	39742	9279	
FISH OFFAL OR REFUSE	CWT		2151
400 U STATES	980	2899	
	980	2899	
SPONGES OF MARINE PRODUCTION			2152
316 CUBA		75	
400 U STATES		8840	
		8915	
FISHERY PRODUCTS N O P			2153
100 U KINGDOM		94	
231 HONG KONG		17918	
318 DENMARK		77	
347 JAPAN		4070	
375 SWEDEN		99	
400 U STATES		164762	
		187020	
FISH MEAL	CWT		2154
FUR SKINS CHINA AND JAP MINK	NO		2155
400 U STATES	1000	3550	
	1000	3550	

IMPORTS INTO CANADA FOR CONSUMPTION

Articles and Countries from which Imported	MONTH OF JANUARY 1956		Class Number
	Quantities	Values (\$)	
FUR SKINS OPOSSUM UNDRESSED	NO		2156
400 U STATES	2786	1163	
		2786	
FUR SKINS RACCOON UNDRESSED	NO		2157
400 U STATES	15964	68348	
		15964	
FUR SKINS SHEEP LAMB UNDRESSED	NO		2158
304 ARGENTINA	1036	2072	
400 U STATES	12915	37442	
		13951	
FUR SKINS VISCACHA UNDRESSED	NO		2159
FUR SKINS WALLABY UNDRESSED	NO		2160
FUR SKINS MARINE UNDRESSED	NO		2161
FUR SKINS FOX UNDRESSED	NO		2162
375 SWEDEN	10	104	
400 U STATES	370	6386	
		380	
FUR SKINS KOLINSKY UNDRESSED	NO		2163
100 U KINGDOM	500	1358	
231 HONG KONG	1150	725	
313 CHINA	10263	18794	
		11913	
FUR SKINS MINK UNDRESSED	NO		2164
100 U KINGDOM	300	5759	
326 FINLAND	2294	43257	
327 FRANCE	450	5306	
375 SWEDEN	1017	22695	
400 U STATES	48822	982738	
		52883	
FUR SKINS MUSKRAT UNDRESSED	NO		2165
400 U STATES	225675	329542	
		225675	
FUR SKINS PERSIAN LAMB UNDRRESS	NO		2166
100 U KINGDOM	16204	120395	
380 USSR	2960	17347	
400 U STATES	60926	527066	
		80090	
FUR SKINS RABBIT UNDRESSED	NO		2167
400 U STATES	18850	9092	
		18850	
FUR SKINS SQUIRREL UNDRESSED	NO		2168
400 U STATES	13420	8633	
		13420	
FUR SKINS UNDRRESSEO N O P	NO		2169
100 U KINGDOM	30232	32855	
231 HONG KONG	6200	3324	
304 ARGENTINA	2000	500	
400 U STATES	35331	153572	
		73763	
ASTRACHAN RUSSIAN HARE DRESSED			2171
RABBIT SKINS ORESSED N O P	DOZ		2172
306 BELGIUM	839	2350	
335 GERMANY W	625	4515	
400 U STATES	246	903	
		1710	
FUR SKINS DRESSED N O P			2173
100 U KINGDOM		3858	
400 U STATES		377553	
		381411	
HATTERS FURS NOT ON THE SKIN	LB		2174
100 U KINGDOM	3300	13082	
234 AUSTRALIA	3000	13196	
306 BELGIUM	1510	4164	
327 FRANCE	8710	34750	
372 SPAIN	7802	16656	
400 U STATES	8553	33152	
		32875	
FUR SKINS SHEEP DRESSED			2175
400 U STATES		7546	
		7546	
MANUFACTURES OF FUR N O P			2181
100 U KINGDOM		2514	
327 FRANCE		135	
400 U STATES		43787	
		46436	
BRISTLES ANIMAL	LB		2191
100 U KINGDOM	13876	43793	
215 INDIA	100	361	
335 GERMANY W	1366	4325	
354 NETHRLNDS	742	6576	
400 U STATES	102	1991	
		16186	
HAIR UNMANUFACTURED	LB		2192
335 GERMANY W	5	119	
400 U STATES	130318	16303	
		130323	
HORSE HAIR	LB		2193
400 U STATES	11152	6477	
		11152	
HAIR CURLED DYED N O P			2194
100 U KINGDOM		170	
335 GERMANY W		88	

IMPORTS INTO CANADA FOR CONSUMPTION

Articles and Countries from which Imported	MONTH OF JANUARY 1956		Class Number
	Quantities	Values (\$)	
400 U STATES		2315	
MANUFACTURES OF HAIR NOP		2573	2195
100 U KINGDOM		221	
305 AUSTRIA		773	
313 CHINA		1783	
400 U STATES		2509	
		5286	
HORSE HIDES	NO		2200
400 U STATES	262	1572	
	262	1572	
CALF SKINS AND KIPS RAW	NO		2201
400 U STATES	84650	335946	
	84650	335946	
CATTLE HIDES RAW	NO		2202
400 U STATES	109419	696614	
	109419	696614	
SHEEP SKINS RAW	NO		2203
234 AUSTRALIA	650	2210	
304 ARGENTINA	8741	11468	
400 U STATES	17300	33441	
	26691	47119	
OTHER HIDES AND SKINS RAW NOP	NO		2204
GOAT SKINS AND KID SKINS RAW	NO		2205
HIDE SECTIONS OR BELLIES	NO		2206
400 U STATES	58088	80660	
	58088	80660	
LEATHER DRESSED KID			2210
100 U KINGDOM		56034	
335 GERMANY W		10174	
372 SPAIN		1344	
400 U STATES		37737	
		105289	
BELTING LEATHER IN BUTTS			2211
100 U KINGDOM		4632	
400 U STATES		3664	
		8296	
LEATHER TANNED N O P			2213
100 U KINGDOM		8777	
215 INDIA		17504	
224 JAMAICA		6422	
354 NETHRLMDS		591	
400 U STATES		10501	
		43795	
LEATHER DRESSED N O P			2215
100 U KINGDOM		111680	
309 BRAZIL		378	
318 DENMARK		1268	
327 FRANCE		48900	
335 GERMANY W		6097	
400 U STATES		168535	
		336858	
CHAMOIS SKIN			2216
100 U KINGDOM		18186	
		18186	
PATENT AND UPHOLSTERY LEATHER			2217
400 U STATES		22342	
		22342	
SOLE LEATHER	LB		2218
400 U STATES	47357	8634	
	47357	8634	
SCRAP LEATHER			2219
236 NEW ZEAL		719	
400 U STATES		9284	
		10003	
PIG MOROCCO ROLLER LEATHERS			2220
100 U KINGDOM		42928	
400 U STATES		4085	
		47013	
LEATHER FROM EAST INDIA KIP			2221
100 U KINGDOM		85299	
		85299	
LEATHER FOR GLOVES OR CLOTHING			2224
100 U KINGDOM		43161	
327 FRANCE		69	
400 U STATES		179915	
		223145	
LEATHER FOR UPHOLSTERY LEATHER			2225
100 U KINGDOM		10533	
400 U STATES		1430	
		11963	
CRUST OIL LEATHER FOR CHAMOIS			2226
BOOTS AND SHOES PEGGED LEATHER	PAIR		2231
BOOTS AND SHOES MENS LEATHER	PAIR		2232
100 U KINGDOM	44740	214760	
305 AUSTRIA	152	3474	
327 FRANCE	267	2060	
335 GERMANY W	322	2054	
344 ITALY	679	3875	
400 U STATES	3487	25905	
	49647	252128	

IMPORTS INTO CANADA FOR CONSUMPTION

Articles and Countries from which Imported	MONTH OF JANUARY 1956		Class Number
	Quantities	Values (\$)	
BOOTS AND SHOES WOMENS LEATHER	PAIR		2233
100 U KINGDOM	9053	61177	
231 HONG KONG	330	265	
335 GERMANY W	843	4898	
344 ITALY	2241	14252	
352 MEXICO	2916	2569	
354 NETHRLNDS	30	166	
376 SWITZRLND	2100	15139	
400 U STATES	38384	140053	
	55897	238519	
BOOTS SHOES CHILORENS LEATHER	PAIR		2234
100 U KINGDOM	9598	10845	
335 GERMANY W	609	2208	
344 ITALY	170	208	
400 U STATES	12809	22936	
	23186	36197	
GARMENTS LEATHER			2235
100 U KINGDOM		1323	
400 U STATES		2061	
		3384	
GLOVES MITTS LEATHER N O P			2236
100 U KINGDOM		6024	
216 PAKISTAN		1060	
327 FRANCE		2325	
335 GERMANY W		412	
344 ITALY		235	
354 NETHRLNOS		201	
375 SWEDEN		167	
400 U STATES		2547	
		12971	
GLOVES OF KID WOMENS			2237
100 U KINGDOM		255	
327 FRANCE		15658	
335 GERMANY W		2697	
344 ITALY		823	
376 SWITZRLNO		1882	
		21315	
HARNES AND SADOLERY			2238
100 U KINGDOM		8024	
335 GERMANY W		126	
400 U STATES		12164	
		20314	
LEATHER BELTING			2239
100 U KINGDOM		1345	
354 NETHRLNDS		62	
400 U STATES		10430	
		11837	
MFRS OF LEATHER OR RAWHIDE NOP			2241
100 U KINGDOM		10835	
335 GERMANY W		953	
344 ITALY		78	
376 SWITZRLNO		502	
400 U STATES		52365	
		64733	
SOLES AND HEELS LEATHER			2243
100 U KINGDOM		1039	
400 U STATES		5756	
		6795	
SHOE LIFTS AND WELTING LEATHER			2244
400 U STATES		5157	
		5157	
STRAPS LEATHER			2245
100 U KINGDOM		6322	
231 HONG KONG		4997	
327 FRANCE		336	
335 GERMANY W		690	
376 SWITZRLND		2676	
400 U STATES		8010	
		23031	
BICYCLE SADDLES	NO		2246
100 U KINGDOM	6299	5618	
335 GERMANY W	3115	2189	
354 NETHRLNOS	800	617	
400 U STATES	2585	1771	
	12799	10195	
BEEF AND VEAL FRESH	LB		2251
100 U KINGDOM	485	116	
400 U STATES	594587	200717	
	595072	200833	
MUTTON AND LAMB FRESH	LB		2252
234 AUSTRALIA	477991	102823	
236 NEW ZEAL	5993	1543	
400 U STATES	60768	24673	
	544752	129039	
PORK FRESH	LB		2253
234 AUSTRALIA	2340	1049	
	2340	1049	
POULTRY NOP GAME PARTRIDGE			2254
100 U KINGDOM		101	
400 U STATES		13147	
		13248	
RABBITS FROZEN FOR FOX FEEO			2256

IMPORTS INTO CANADA FOR CONSUMPTION


Articles and Countries from which Imported	MONTH OF JANUARY 1956		Class Number
	Quantities	Values (\$)	
MEATS FRESH N O P	LB		2257
316 CUBA	300	381	
400 U STATES	3438	2730	
	3738	3111	
EDIBLE OFFAL FRESH	LB		2258
400 U STATES	193479	23755	
	193479	23755	
CHICKENS AND FOWL	LB		2259
400 U STATES	1231625	403032	
	1231625	403032	
TURKEYS	LB		2260
400 U STATES	409598	179943	
	409598	179943	
BACON HAMS OTHER PORK PREPARED	LB		2261
400 U STATES	866	732	
	866	732	
BEEF PICKLED	LB		2263
400 U STATES	499260	80720	
	499260	80720	
CANNED MEATS POULTRY GAME NOP	LB		2264
100 U KINGDOM	8324	2499	
318 DENMARK	12994	13802	
327 FRANCE	921	1052	
354 NETHRLNDS	837	306	
400 U STATES	89878	28803	
	112954	46462	
EXTRACTS OF MEAT FLUID BEEF			2265
100 U KINGDOM		1890	
234 AUSTRALIA		103629	
		105519	
MEATS PREPARED NOT CANNED	LB		2266
400 U STATES	67073	63318	
	67073	63318	
PORK BARRELLED IN BRINE	LB		2267
PORK DRY SALTED	LB		2268
SAUSAGE	LB		2269
400 U STATES	5425	3502	
	5425	3502	
SOUPS SOUP PREPARATIONS N O P			2270
100 U KINGDOM		7913	
354 NETHRLNDS		2066	
376 SWITZRLND		18362	
400 U STATES		17981	
		46322	
MEAT PIES FROZEN	LB		2271
400 U STATES	73077	31290	
	73077	31290	
COMPLETE DINNERS MEAT FROZEN	LB		2272
100 U KINGDOM	12600	2354	
400 U STATES	43734	26122	
	56334	28476	
BEEF CANNED N O P	LB		2273
234 AUSTRALIA	62136	18419	
304 ARGENTINA	15000	4998	
318 DENMARK	59	56	
354 NETHRLNDS	288	64	
400 U STATES	41	59	
	77524	23596	
CORNED BEEF CANNED	LB		2274
234 AUSTRALIA	112190	38110	
304 ARGENTINA	12600	4899	
400 U STATES	1687	911	
	126477	43920	
MILK SKIM POWDERED	LB		2280
234 AUSTRALIA	508005	41032	
236 NEW ZEAL	436800	35008	
400 U STATES	600	168	
	945405	76208	
MILK AND CREAM FRESH	GAL		2281
318 DENMARK	360	1015	
400 U STATES	354	1738	
	714	2753	
BUTTER	LB		2282
CASEIN	LB		2283
400 U STATES	1100	519	
	1100	519	
CHEESE	LB		2284
100 U KINGDOM	5005	3537	
236 NEW ZEAL	443	110	
304 ARGENTINA	28708	11451	
318 DENMARK	170319	67539	
326 FINLAND	963	391	
327 FRANCE	29758	13865	
335 GERMANY W	6672	2884	
344 ITALY	189338	106014	
354 NETHRLNDS	48941	19839	
359 NORWAY	668	245	
375 SWEDEEN	1021	342	
376 SWITZRLND	69777	41816	
400 U STATES	130981	60830	
	682594	328863	

IMPORTS INTO CANADA FOR CONSUMPTION

Articles and Countries from which Imported	MONTH OF JANUARY 1956		Class Number
	Quantities	Values (\$)	
MILK CONDENSED OR EVAPORATED 400 U STATES	LB 1800 1800	525 525	2285
MILK WHOLE POWDERED 400 U STATES	LB 939 939	1029 1029	2286
DRIED WHEY DRIED BUTTERMILK 400 U STATES	LB 240 240	80 80	2287
OLEIC ACID OR RED OIL 100 U KINGDOM 400 U STATES	LB 9503 13310 22813	2299 2704 5003	2288
STEARIC ACID 100 U KINGDOM 400 U STATES	LB 25000 46188 71188	3430 7395 10825	2289
LARD OIL 400 U STATES	GAL 1031 1031	1842 1842	2291
NEATS FOOT OIL	GAL		2292
ANIMAL OIL N O P 400 U STATES	GAL 405 405	557 557	2293
COD LIVER OIL 100 U KINGDOM	GAL 1175 1175	2448 2448	2294
FISH OIL N O P 400 U STATES	GAL 2411 2411	4047 4047	2295
SEAL OIL	GAL		2296
WHALE AND SPERMACE TI OIL 400 U STATES	GAL 6976 6976	6614 6614	2297
HALIBUT LIVER OIL			2298
FISH OIL CONCENTRATED 347 JAPAN		8530 8530	2299
FISH OIL FOR FORTIFYING 347 JAPAN 354 NETHRLNDS 400 U STATES		12507 302 6732 19541	2300
BEESWAX 312 CHILE 320 DOM REP 400 U STATES	LB 4998 6568 27544 39110	3449 4532 19380 27361	2302
CANDLES N O P 335 GERMANY W 400 U STATES	LB 427 7738 8165	147 2612 2759	2303
GREASE ROUGH 100 U KINGDOM 306 BELGIUM 354 NETHRLNDS 400 U STATES	CWT 86 4 22 7765 7877	531 66 105 70927 71629	2304
LARD AND COMPOUNDS STEARINE 400 U STATES	LB 928901 928901	82868 82868	2307
TALLOW 400 U STATES	LB 657060 657060	53536 53536	2308
EGG ALBUMEN DRIED POWDERED ETC 400 U STATES	LB 1625 1625	2797 2797	2315
EGG YOLK DRIED POWDERED ETC	LB		2316
EGGS WHOLE DRIED POWDERED ETC	LB		2317
GELATINE INEDIBLE PHOTOGRAPHIC	LB		2320
ANIMAL GLANDS FOR MEDICINE 400 U STATES		2268 2268	2321
BLOOD ALBUMEN AND BLOOD DRIED 400 U STATES		910 910	2324
EGGS IN THE SHELL 231 HONG KONG 400 U STATES	DOZ 5300 42127 47427	3007 79797 82804	2325
EGGS YOLK OR ALBUMEN FROZEN 400 U STATES	LB 8950 8950	702 702	2326
GELATINE CAPSULES EMPTY 400 U STATES		27738 27738	2328
GELATINE EDIBLE 100 U KINGDOM 234 AUSTRALIA 306 BELGIUM	LB 4480 34150 12141	2129 13746 5078	2329

IMPORTS INTO CANADA FOR CONSUMPTION

Articles and Countries from which Imported	MONTH OF JANUARY 1956		Class Number
	Quantities	Values (\$)	
327 FRANCE	61600	25417	
400 U STATES	134440	95425	
GELATINE N O P	246811	141795	
	LB		
100 U KINGDOM	14480	3576	2331
400 U STATES	250	223	
GLUE ANIMAL POWDERED OR SHEET	14730	3799	
	LB		
100 U KINGDOM	135824	22285	2332
318 DENMARK	1000	110	
400 U STATES	46981	12016	
GLUE N O P	183805	34411	
	LB		
376 SWITZRLNO	2204	1930	2333
400 U STATES	9157	5182	
CATGUT WORMGUT UNMANUFACTURED	11361	7112	2335
GUT ANO MANUFACTURES N O P			2336
100 U KINGDOM		541	
234 AUSTRALIA		254	
372 SPAIN		155	
400 U STATES		2854	
HONEY		3804	
	LB		
336 GREECE	1320	393	2337
354 NETHRLNOS	238	65	
400 U STATES	395702	61270	
MANURES ANIMAL	397260	61728	
	CWT		
400 U STATES	1547	1845	2338
MUSK IN PODS OR GRAINS	1547	1845	
	OZ		
231 HONG KONG	112	2086	2339
RENNET RAW AND PREPARED	112	2086	
	LB		
400 U STATES	2798	1629	2340
SAUSAGE CASINGS UNCLEANEQ	2798	1629	
400 U STATES		2500	2341
SAUSAGE CASINGS CLEANED		2500	
234 AUSTRALIA		33701	2342
236 NEW ZEAL		62351	
400 U STATES		2012	
TANKAGE		98064	
	CWT		
236 NEW ZEAL	223	2251	2343
ANIMAL PRODUCTS N O P	223	2251	
100 U KINGDOM		1221	2344
231 HONG KONG		1202	
327 FRANCE		473	
400 U STATES		17698	
HORSE MEAT AND OFFAL FOR FOXES		20594	
	CWT		
400 U STATES	2026	17707	2345
DOG FOOD AND PET STOCK FOOD	2026	17707	
318 DENMARK		488	2347
400 U STATES		19413	
TARIFF 206 254 635 679 686 699		19901	
400 U STATES		1115	2348
		1115	



IMPORTS INTO CANADA FOR CONSUMPTION

Articles and Countries from which Imported	MONTH OF JANUARY 1956		Class Number
	Quantities	Values (\$)	
<u>GROUP 3</u>			
<u>FIBRES TEXTILES AND PRODUCTS</u>			
RAW COTTON	LB		3001
215 INDIA	159417	35989	
352 MEXICO	20700578	6606096	
358 NICARAGUA	6334	2030	
363 PERU	427006	130212	
400 U STATES	1910971	677903	
	23204306	7452230	
COTTON LINTERS N O P	LB		3002
323 EL SALVD	36446	1841	
352 MEXICO	312760	23637	
358 NICARAGUA	61851	2678	
400 U STATES	1104738	73695	
	1515795	101851	
COTTON LINTERS FOR PAPER	LB		3003
BATTS BATTING WADDING COTTON	LB		3004
400 U STATES	76509	38550	
	76509	38550	
CARDED SLIVER COTTON FIBRES	LB		3005
COTTON PULP FOR ART SILK YARN	LB		3006
COTTON THREAD	LB		3009
100 U KINGDOM	2651	5464	
317 CZECHO S	8040	8253	
376 SWITZRLND	1872	4665	
400 U STATES	51146	84128	
	63709	102510	
COTTON YARNS SINGLES N O P	LB		3011
100 U KINGDOM	7572	7601	
400 U STATES	29176	31256	
	36748	38857	
YARNS SINGLES FOR KNIT GOODS	LB		3012
100 U KINGDOM	1688	1794	
400 U STATES	55298	47428	
	56986	49222	
COTTON YARNS N O P	LB		3013
100 U KINGDOM	3850	4870	
327 FRANCE	88	105	
400 U STATES	110409	128294	
	114347	133269	
CROCHET KNITTING COTTON N O P	LB		3014
100 U KINGDOM	58	345	
327 FRANCE	1603	6809	
400 U STATES	4729	8603	
	6390	15757	
COROS AND TWINE COTTON N O P	LB		3015
100 U KINGDOM	14742	7738	
400 U STATES	33318	35827	
	48060	43565	
COTTON YARNS TINSEL THREAD	LB		3017
100 U KINGDOM	281	335	
327 FRANCE	257	776	
400 U STATES	3942	10061	
	4480	11172	
MERCERIZED YARNS 40 AND FINER	LB		3018
100 U KINGDOM	3855	6246	
400 U STATES	1238	2445	
	5093	8691	
COTTON YARNS HANKS FOR THREAD	LB		3019
100 U KINGDOM	103702	150029	
400 U STATES	39635	54924	
	143337	204953	
COTTON YARN 2 PLY 80 AND FINER	LB		3020
100 U KINGDOM	53	137	
	53	137	
COTTON YARN SINGLES FOR THREAD	LB		3021
100 U KINGDOM	110127	118893	
	110127	118893	
COTTON YARN TO BE MERCERIZED	LB		3022
100 U KINGDOM	15958	28287	
400 U STATES	3007	3502	
	18965	31789	
COTTON YARNS SINGLES 20 TO 40	LB		3023
100 U KINGDOM	49418	46077	
	49418	46077	
COLOURED COT FAB N O P OVER 80 C	LB		3026
100 U KINGDOM	58851	119829	
215 INDIA	9649	8282	
305 AUSTRIA	31	63	
306 BELGIUM	119629	110343	
317 CZECHO S	6377	8962	
318 DENMARK	789	2064	
327 FRANCE	12618	34487	
335 GERMANY W	40295	83337	
344 ITALY	4392	10239	
347 JAPAN	296485	370432	
352 MEXICO	153	504	
354 NETHRLNDS	74885	119412	

IMPORTS INTO CANADA FOR CONSUMPTION

Articles and Countries from which Imported	MONTH OF JANUARY 1956		Class Number
	Quantities	Values (\$)	
365 POLAND	2315	2401	
375 SWEDEN	2343	2350	
376 SWITZRLND	3563	14247	
400 U STATES	2206975	3498187	
	2839350	4385139	
COLORED COT FAB NOP 50 TO 80 C	LB		3027
100 U KINGDOM	4723	3140	
215 INDIA	128016	74512	
306 BELGIUM	3859	2992	
317 CZECHO S	1887	1399	
344 ITALY	1924	1204	
347 JAPAN	10872	7508	
365 POLAND	579	435	
400 U STATES	46705	33410	
	198565	124600	
COLORED COT FAB NOP UNDER 50 C	LB		3028
100 U KINGDOM	509	249	
215 INDIA	82015	34200	
365 POLAND	6862	3189	
400 U STATES	7293	3157	
	96679	40795	
COTTON DENIMS	LB		3029
215 INDIA	3684	1806	
400 U STATES	138532	108908	
	142216	110714	
HANDKERCHIEF COTTON BLEACHED	LB		3030
100 U KINGDOM	1863	2878	
347 JAPAN	16360	16165	
	18223	19043	
COTTON FABRIC NOT BLEACHED NOP	LB		3031
100 U KINGDOM	10418	13399	
215 INDIA	387506	167814	
305 AUSTRIA	3043	2567	
306 BELGIUM	1959	1499	
317 CZECHO S	4153	3326	
347 JAPAN	35703	22254	
354 NETHRLNDS	8863	6387	
376 SWITZRLND	18	99	
400 U STATES	1205445	910693	
	1657108	1128038	
CANTON FLANNELS NOT COLOURED	LB		3032
100 U KINGDOM	7572	15119	
215 INDIA	6275	4319	
306 BELGIUM	4136	1896	
335 GERMANY W	484	575	
347 JAPAN	99495	89648	
365 POLAND	24050	14510	
400 U STATES	111034	138560	
	253046	264627	
TOWELLING IN THE WEB	LB		3033
100 U KINGDOM	221	493	
335 GERMANY W	231	194	
400 U STATES	5614	5234	
	6066	5921	
VOILES SCRIMS NOT COLOURED	LB		3034
100 U KINGDOM	736	2763	
305 AUSTRIA	253	774	
347 JAPAN	20136	25326	
365 POLAND	5342	3575	
376 SWITZRLND	949	3965	
400 U STATES	24641	33693	
	52057	70096	
COTTON FABRICS BLEACHED N O P	LB		3035
100 U KINGDOM	1282	2600	
335 GERMANY W	642	549	
376 SWITZRLND	181	832	
400 U STATES	25378	33911	
	27483	37892	
COTTON CHEESECLOTH AND GAUZE	LB		3036
100 U KINGDOM	1595	1795	
400 U STATES	290737	274906	
	292332	276701	
POPLIN BLEACHED NOT COLOURED	LB		3037
100 U KINGDOM	80	190	
347 JAPAN	12875	13410	
354 NETHRLNDS	2310	3704	
400 U STATES	8640	9656	
	23905	26960	
COTTON FABRICS COUNT 100	LB		3039
100 U KINGDOM	41008	135919	
	41008	135919	
COTTON FABRICS CUT PILE N O P	LB		3040
335 GERMANY W	2050	4645	
400 U STATES	2886	5554	
	4936	10199	
COTTON FABRIC FOR TYPE RIBBON	LB		3041
100 U KINGDOM	5308	22712	
400 U STATES	463	4429	
	5771	27141	
COTTON FABRIC BILLIARD CLOTH	LB		3042
SAILCLOTH EGYPTIAN COTTON	LB		3043
100 U KINGDOM	455	1261	
	455	1261	
FILTER CLOTH FOR MINING	LB		3044

IMPORTS INTO CANADA FOR CONSUMPTION

Articles and Countries from which Imported	MONTH OF JANUARY 1956		Class Number
	Quantities	Values (\$)	
COTTON FABRIC KNITTED	LB		30 45
100 U KINGDOM	26176	35986	
400 U STATES	90740	132595	
	116916	168581	
COTTON SHADOW CRETONNES	LB		30 46
COTTON GABARDINES	LB		30 47
100 U KINGDOM	4262	16506	
400 U STATES	840	1098	
	5102	17604	
COTTON FABRICS 80 TO 99 COUNT	LB		30 48
100 U KINGDOM	5201	16806	
	5201	16806	
COTTON FABRICS CUT WEFT PILE	LB		30 49
100 U KINGDOM	7224	16662	
344 ITALY	696	1809	
347 JAPAN	43366	48240	
354 NETHRLNDS	64	206	
400 U STATES	33120	53646	
	84470	120563	
COTTON FABRICS FOR BOOK COVERS	LB		30 50
100 U KINGDOM	7454	6924	
400 U STATES	8584	9263	
	16038	16187	
LACE NOT COLOURED FOR CLOTHING	LB		30 51
100 U KINGDOM	589	2312	
305 AUSTRIA	21338	73580	
306 BELGIUM	509	1301	
327 FRANCE	904	6155	
335 GERMANY W	140	687	
347 JAPAN	18444	26806	
354 NETHRLNDS	67	56	
376 SWITZRLND	4249	12702	
390 GERMANY E	2421	5032	
400 U STATES	11239	56066	
	59900	184697	
LACE COLOURED FOR CLOTHING	LB		30 52
327 FRANCE	136	1011	
354 NETHRLNDS	134	140	
376 SWITZRLND	6	120	
400 U STATES	416	3245	
	692	4516	
EMBROIDERIES COTTON M O P	LB		30 53
100 U KINGDOM	517	1687	
215 INDIA	48	158	
231 HONG KONG	21	351	
305 AUSTRIA	544	2317	
327 FRANCE	22	133	
335 GERMANY W	17	130	
354 NETHRLNDS	236	1133	
376 SWITZRLND	311	2577	
400 U STATES	213	1396	
	1929	9882	
LACE BOBBINET NETS COTTON NOP	LB		30 54
100 U KINGDOM	3684	11018	
215 INDIA	144	792	
231 HONG KONG	187	538	
327 FRANCE	83	922	
354 NETHRLNDS	91	459	
376 SWITZRLND	55	537	
400 U STATES	424	1348	
	4668	15614	
WHITE COTTON BOBBINET PLAIN	YD		30 55
100 U KINGDOM	6070	1935	
	6070	1935	
STOCKINGS COTTON WOMENS CHILDS	DZ PR		30 62
100 U KINGDOM	7559	18493	
327 FRANCE	4	53	
372 SPAIN	1675	7090	
400 U STATES	2319	7822	
	11557	33458	
STOCKINGS COTTON MENS BOYS	DZ PR		30 63
400 U STATES	7693	28641	
	7693	28641	
GLOVES COTTON	DZ PR		30 64
100 U KINGDOM	2319	20102	
231 HONG KONG	780	2446	
317 CZECHD S	7442	30216	
335 GERMANY W	4230	24437	
347 JAPAN	4892	9177	
400 U STATES	3424	18569	
	23087	104947	
SHIRTS COTTON NDT KNITTED	LB		30 66
100 U KINGDOM	408	1749	
231 HONG KONG	31	60	
305 AUSTRIA	850	1746	
347 JAPAN	105984	116282	
376 SWITZRLND	89	452	
400 U STATES	12133	25771	
	119495	146060	
UNDERWEAR COTTON KNITTED	LB		30 67
100 U KINGDOM	7804	9894	
347 JAPAN	1929	2372	
354 NETHRLNDS	498	2627	
400 U STATES	3861	8680	
	14092	23573	

IMPORTS INTO CANADA FOR CONSUMPTION

Articles and Countries from which Imported	MONTH OF JANUARY 1956		Class Number
	Quantities	Values (\$)	
COTTON CLOTHING N O P WOVEN	LB		3068
100 U KINGDOM	2243	10955	
231 HONG KONG	60	80	
305 AUSTRIA	99	1454	
306 BELGIUM	23	125	
327 FRANCE	97	244	
335 GERMANY W	289	2194	
344 ITALY	727	3086	
347 JAPAN	80219	112934	
352 MEXICO	50	107	
354 NETHRLNDS	551	703	
365 POLAND	1300	2722	
376 SWITZRLND	462	2134	
383 HAWAII	26	134	
400 U STATES	50841	118631	
	136987	255503	
DRESSES WVN COTT WOMENS CHLNS	NO		3069
100 U KINGDOM	732	8158	
327 FRANCE	20	750	
376 SWITZRLND	126	2317	
383 HAWAII	27	148	
400 U STATES	24984	74188	
	25889	85561	
SMOCKS OVRALLS WVN COTTON MENS	LB		3070
354 NETHRLNDS	487	635	
400 U STATES	6660	10352	
	7147	10987	
RAINCOATS WATERPROOFED COTTON	NO		3071
100 U KINGDOM	252	3605	
335 GERMANY W	1631	11451	
400 U STATES	1262	4303	
	3145	19359	
CLTHG NOP COTT KNIT INFTS CHLD	LB		3072
100 U KINGDOM	7408	18018	
335 GERMANY W	63	292	
347 JAPAN	5513	3600	
354 NETHRLNDS	216	921	
400 U STATES	4845	16010	
	18045	38841	
CLTHG NOP COTT KNIT WOMNS GRLS	LB		3073
100 U KINGDOM	1726	3197	
335 GERMANY W	10	115	
344 ITALY	315	2409	
400 U STATES	2766	8580	
	4817	14301	
CLTHG NOP COTT KNIT MENS BOYS	LB		3074
100 U KINGDOM	1243	2847	
347 JAPAN	57071	56990	
400 U STATES	4471	10416	
	62785	70253	
BAGS COTTON	LB		3082
400 U STATES	6537	6418	
	6537	6418	
BELTING OF COTTON	LB		3083
100 U KINGDOM	3197	4844	
400 U STATES	8895	17278	
	12092	22122	
BLANKETS OF COTTON	LB		3084
100 U KINGDOM	3865	4119	
306 BELGIUM	8113	6142	
335 GERMANY W	6857	4986	
347 JAPAN	14505	4510	
354 NETHRLNDS	3259	1463	
400 U STATES	4766	5475	
	41365	26695	
TAPE AND WEBBING HOOK AND EYE	LB		3085
400 U STATES	172	336	
	172	336	
BRAIDED WICK FOR CANDLES			3086
100 U KINGDOM		625	
400 U STATES		4593	
		5218	
CURTAINS COTTON N O P	LB		3087
100 U KINGDOM	17	50	
400 U STATES	11549	20949	
	11566	20999	
TABLE AND TRAY CLOTHS COTTON	LB		3088
100 U KINGDOM	9153	18486	
231 HONG KONG	1728	4123	
313 CHINA	18947	43366	
327 FRANCE	695	1266	
347 JAPAN	16694	14704	
352 MEXICO	436	900	
354 NETHRLNDS	1373	1573	
367 AZORES	24	150	
373 CANARY IS	202	459	
376 SWITZRLND	25	381	
400 U STATES	12230	19030	
	61507	104438	
DUCK SEAMLESS COTTON FOR HOSE	LB		3089
400 U STATES	36	63	
	36	63	

IMPORTS INTO CANADA FOR CONSUMPTION

Articles and Countries from which Imported	MONTH OF JANUARY 1956		Class Number
	Quantities	Values (\$)	
FRINGES AND TASSELS COTTON	LB		
400 U STATES	125	297	3090
	125	297	
HANKERCHIEFS COTTON	LB		
100 U KINGDOM	6969	18868	3091
231 HONG KONG	58	803	
305 AUSTRIA	43	115	
327 FRANCE	7	200	
347 JAPAN	11877	11899	
354 NETHRLNOS	287	511	
376 SWITZRLND	358	4707	
400 U STATES	992	4579	
	20591	41682	
LAODER TAPES FOR BLINDS	LB		
400 U STATES	988	1218	3092
	988	1218	
MANTLE STOCKING FOR GAS LIGHT			3093
QUILTS COUNTERPANES COTTON	LB		
100 U KINGDOM	926	1497	3094
215 INDIA	250	197	
306 BELGIUM	1122	902	
335 GERMANY W	33	86	
344 ITALY	356	450	
400 U STATES	93857	115840	
	96544	118972	
SHEETS COTTON	LB		
100 U KINGDOM	1258	2284	3095
306 BELGIUM	906	702	
354 NETHRLNDS	948	760	
400 U STATES	110040	114676	
	113152	118422	
TOWELS COTTON	LB		
100 U KINGDOM	1669	1727	3096
215 INDIA	690	421	
317 CZECHO S	7039	5963	
335 GERMANY W	35	150	
347 JAPAN	19983	16492	
354 NETHRLNDS	419	542	
400 U STATES	212062	220900	
	241897	246195	
COTTON MANUFACTURES N O P	LB		
100 U KINGDOM	22919	23095	3097
215 INDIA	25	158	
231 HONG KONG	468	825	
306 BELGIUM	259	528	
313 CHINA	48	117	
327 FRANCE	50	152	
335 GERMANY W	936	2059	
347 JAPAN	5738	5815	
354 NETHRLNOS	884	835	
376 SWITZRLND	88	52	
390 GERMANY E	132	360	
400 U STATES	100945	129503	
	132492	163499	
WASH CLOTHS BATH MATS COTTON	LB		
347 JAPAN	14666	2587	3098
400 U STATES	45780	59666	
	60446	62253	
PILLOW CASES COTTON	LB		
100 U KINGDOM	4314	7518	3100
231 HONG KONG	2131	2908	
313 CHINA	12449	19661	
347 JAPAN	47932	41066	
367 AZORES	1123	4732	
373 CANARY IS	232	693	
376 SWITZRLND	63	118	
400 U STATES	24168	30715	
	92412	107411	
FLAX FIBRE AND TOW	CWT		
400 U STATES	63	4370	3111
	63	4370	
HEMP DRESSED OR UNRESSED	CWT		
400 U STATES	44	772	3112
	44	772	
JUTE AND JUTE BUTTS	CWT		
216 PAKISTAN	8413	84421	3113
	8413	84421	
OAKUM OF FLAX HEMP OR JUTE	CWT		
100 U KINGDOM	272	2643	3114
400 U STATES	646	12047	
	918	14690	
BATTS WADDING VEGETABLE FIBRES	LB		
YARNS JUTE SINGLES N O P	LB		
215 INDIA	38696	6806	3121
	38696	6806	
YARNS VEGETABLE FIBRE SINGLES	LB		
100 U KINGDOM	33115	6659	3122
	33115	6659	
YARNS CORDS TWINE OF JUTE N O P	LB		
100 U KINGDOM	20952	5092	3123
400 U STATES	676	272	
	21628	5364	

IMPORTS INTO CANADA FOR CONSUMPTION

Articles and Countries from which Imported	MONTH OF JANUARY 1956		Class Number
	Quantities	Values (\$)	
YARNS CORDS TWINE VEG FIB NOP	LB		3124
100 U KINGDOM	34954	8588	
231 HONG KONG	400	108	
306 BELGIUM	9000	1440	
347 JAPAN	855	156	
352 MEXICO	45655	5012	
354 NETHRLNDS	4899	781	
400 U STATES	7774	7692	
	103537	23777	
LINEN THREAD FOR SEWING	LB		3125
100 U KINGDOM	23114	46635	
327 FRANCE	198	282	
400 U STATES	76	262	
	23388	47179	
YARNS VEG FIBRE FOR WEAVING	LB		3126
100 U KINGDOM	21266	11467	
215 INDIA	185011	37058	
306 BELGIUM	2119	784	
400 U STATES	32106	9920	
	240502	59229	
CANVAS TWINE OF FLAX FOR SAILS			3131
100 U KINGDOM		2765	
		2765	
FABRICS CHIEFLY FLAX OR HEMP	LB		3132
100 U KINGDOM	59264	82244	
306 BELGIUM	263	638	
317 CZECHO S	368	296	
318 DENMARK	1080	1200	
344 ITALY	250	1020	
400 U STATES	460	1489	
	61685	86887	
FABRICS JUTE UNBLEACHED N O P	YD		3134
100 U KINGDOM	12468	3331	
215 INDIA	7219271	570269	
216 PAKISTAN	100000	9312	
306 BELGIUM	13971	1937	
327 FRANCE	70000	11570	
347 JAPAN	450000	33131	
400 U STATES	363600	60771	
	8229310	690321	
FABRICS OF JUTE N O P	YD		3135
100 U KINGDOM	18611	4942	
400 U STATES	2198	564	
	20809	5506	
FABRIC JUTE 12INS WIDE OR LESS	LB		3136
215 INDIA	21600	3969	
	21600	3969	
FAB VEG FIB 12INS WIDE OR LESS	LB		3137
100 U KINGDOM	14233	21739	
306 BELGIUM	1032	1362	
327 FRANCE	223	387	
335 GERMANY W	725	609	
347 JAPAN	3520	3226	
400 U STATES	23433	32243	
	43166	59566	
FABRICS VEG FIBRE NOP CUT PILE	YD		3138
100 U KINGDOM	603	794	
327 FRANCE	36	66	
376 SWITZRLND	33	72	
400 U STATES	3996	3576	
	4668	4508	
TOWELLING TABLE CLOTHS IN WEB	LB		3139
100 U KINGDOM	12468	15822	
317 CZECHO S	5818	4507	
365 POLAND	4569	3469	
400 U STATES	716	713	
	23571	24511	
WOVEN DRESS LINENS	LB		3140
100 U KINGDOM	92	369	
	92	369	
CLOTHING VEGETABLE FIBRES NOP	LB		3162
100 U KINGDOM	1046	6442	
327 FRANCE	21	66	
347 JAPAN	295	172	
376 SWITZRLND	38	383	
400 U STATES	9026	25659	
	10426	32722	
BAGS OF HEMP LINEN JUTE SISAL	LB		3171
344 ITALY	148	53	
400 U STATES	5012	1631	
	5160	1684	
CARPETING RUGS HEMP JUTE SISAL			3172
100 U KINGDOM		8903	
215 INDIA		917	
306 BELGIUM		8078	
327 FRANCE		2589	
335 GERMANY W		2715	
354 NETHRLNDS		8241	
400 U STATES		587	
		32030	
QUILTS BATH MATS VEG FIBRE NOP	LB		3173
344 ITALY	6171	5480	
347 JAPAN	13869	10019	
400 U STATES	10103	13898	
	30143	29397	

IMPORTS INTO CANADA FOR CONSUMPTION

Articles and Countries from which Imported	MONTH OF JANUARY 1956		Class Number
	Quantities	Values (\$)	
FIRE HOSE LINEN 100 U KINGDOM		280	3174
		280	
HANDKERCHIEFS FLAX OR HEMP 100 U KINGDOM	LB 4992	22130	3175
231 HONG KONG	807	8340	
305 AUSTRIA	138	1603	
313 CHINA	712	6772	
327 FRANCE	6	142	
367 AZORES	12	170	
376 SWITZRLND	26	249	
400 U STATES	7	130	
	6700	39536	
SAILS FOR BOATS AND SHIPS 400 U STATES		319	3176
		319	
TOWELS GLASS CLOTHS CRASH HUCK 100 U KINGDOM	LB 27596	32166	3177
317 CZECHO S	6960	5601	
400 U STATES	155	200	
	34711	37967	
SHEETS TABLECLOTHS TOWELS FLAX 100 U KINGDOM	LB 20804	52153	3178
231 HONG KONG	323	2339	
306 BELGIUM	1345	1168	
313 CHINA	972	4936	
317 CZECHO S	2238	2006	
327 FRANCE	67	138	
347 JAPAN	5445	2643	
367 AZORES	545	4502	
373 CANARY IS	322	1512	
400 U STATES	908	2393	
	32969	73790	
JUTE MANUFACTURES N O P 100 U KINGDOM	LB 620	524	3179
400 U STATES	6062	2300	
	6682	2824	
VEGETABLE FIBRE MFRS N O P 100 U KINGDOM	LB 19250	33791	3180
215 INDIA	81	89	
231 HONG KONG	160	72	
234 AUSTRALIA	50	231	
306 BELGIUM	2384	2650	
313 CHINA	125	673	
317 CZECHO S	461	342	
327 FRANCE	1807	1924	
335 GERMANY W	1368	1834	
344 ITALY	836	793	
347 JAPAN	43466	37580	
354 NETHRLNDS	418	1486	
376 SWITZRLND	79	127	
400 U STATES	177683	196608	
	248168	278200	
RAW SILK AND COCOONS 400 U STATES	LB 4475	19703	3201
	4475	19703	
GARNETTED SILK WASTES	LB		3202
YARNS THROWN SILK IN THE GUM	LB		3211
YARNS SINGLES SPUN SILK N O P 400 U STATES	LB 761	3713	3212
	761	3713	
THREAOS CORDS TWIST SILK N O P 100 U KINGDOM	LB 17	247	3213
400 U STATES	165	1430	
	182	1677	
YARN SILK FOR KNITTING WEAVING 100 U KINGDOM	LB 51	200	3214
344 ITALY	3000	2640	
	3051	2840	
YARNS SILK METALLIC COVEREO	LB		3215
YARNS SILK N O P 376 SWITZRLNO	LB 52	638	3216
400 U STATES	111	989	
	163	1627	
BOLTING CLOTH NOT MADE UP 347 JAPAN	YD 1230	1870	3221
376 SWITZRLNO	939	2885	
400 U STATES	1942	8263	
	4111	13018	
KNITTED FABRICS SILK	LB		3222
FABRICS SILK 20 IN UNFINISHED 347 JAPAN	YD 11655	2914	3223
	11655	2914	
FABRICS SILK N O P 100 U KINGDOM	YD 2415	4515	3224
327 FRANCE	2842	6356	
335 GERMANY W	866	999	
344 ITALY	7406	14305	
347 JAPAN	34486	32783	
371 THAILAND	38	551	

IMPORTS INTO CANADA FOR CONSUMPTION

Articles and Countries from which Imported	MONTH OF JANUARY 1956		Class Number
	Quantities	Values (\$)	
376 SWITZRLND	11700	22590	
400 U STATES	121871	186317	
FABRICS SILK 26 INCHES OR LESS	181624	268416	
100 U KINGDOM	YD 250	939	3225
327 FRANCE	41	291	
RIBBONS SILK UNDER 12 INCHES	291	1230	
400 U STATES	LB 202	4108	3228
FABRICS SILK FOR NECKWEAR	202	4108	
100 U KINGDOM	YD 68	176	3229
305 AUSTRIA	1098	1654	
306 BELGIUM	90	113	
327 FRANCE	174	511	
335 GERMANY W	23304	25445	
344 ITALY	1334	2262	
347 JAPAN	5000	2108	
376 SWITZRLND	3880	6078	
400 U STATES	107572	137280	
UMBRELLA COVERING FABRICS	142520	175627	
327 FRANCE	YD 2425	791	3230
335 GERMANY W	1383	594	
400 U STATES	49918	28658	
FABRICS PILE SILK OR SYNTHETIC	53726	30043	
100 U KINGDOM	YD 34	1229	3232
327 FRANCE	23	153	
335 GERMANY W	1934	3575	
400 U STATES	13073	31145	
SOCKS AND STOCKINGS SILK	15064	36102	
100 U KINGDOM	OZ PR 7	139	3244
400 U STATES	185	9500	
UNDERWEAR SILK KNITTED	192	9639	
CLOTHING SILK N O P	LB		3245
100 U KINGDOM	OZ 2093	3744	3246
231 HONG KONG	896	247	
327 FRANCE	1264	638	
344 ITALY	178	314	
347 JAPAN	160	114	
400 U STATES	5466	4305	
DRESSES SILK WOMENS CHILDRENS	10057	9362	
100 U KINGDOM	N O 191	5772	3247
327 FRANCE	100	5947	
376 SWITZRLND	54	2338	
400 U STATES	1996	54245	
CLOTHING SILK WOMENS CHILDRENS	2341	68302	
100 U KINGDOM	OZ 176	306	3248
215 INDIA	245	329	
231 HONG KONG	624	260	
327 FRANCE	1724	3226	
344 ITALY	344	441	
347 JAPAN	158329	52291	
376 SWITZRLND	542	554	
400 U STATES	7433	8860	
HANDKERCHIEFS SILK	169417	66267	
347 JAPAN	OZ 768	239	3251
376 SWITZRLND	272	470	
400 U STATES	70	144	
SILK MANUFACTURES N O P	1110	853	
100 U KINGDOM	OZ 80	238	3252
231 HONG KONG	334	173	
327 FRANCE	34	64	
347 JAPAN	6989	2396	
400 U STATES	2767	1935	
WOOL IN THE GREASE	10204	4806	
100 U KINGDOM	LB 52022	36975	3261
207 UN SO AFR	25602	18313	
234 AUSTRALIA	323395	211322	
236 NEW ZEAL	17220	11393	
304 ARGENTINA	56293	38039	
389 IRELAND	19665	11823	
400 U STATES	174974	153674	
WOOL WASHED OR SCORED	669171	481539	
100 U KINGDOM	LB 139218	116846	3262
207 UN SO AFR	47088	36390	
216 PAKISTAN	68571	50361	
234 AUSTRALIA	523780	421845	
236 NEW ZEAL	27613	20604	
304 ARGENTINA	46557	42159	
309 BRAZIL	1161	1247	
327 FRANCE	10087	7931	
335 GERMANY W	9407	8117	
386 URUGUAY	35291	24208	
400 U STATES	102822	92791	
	1011595	822499	

IMPORTS INTO CANADA FOR CONSUMPTION

Articles and Countries from which Imported	MONTH OF JANUARY 1956		Class Number
	Quantities	Values (\$)	
WOOL PULLED OR SLIPED 100 U KINGDOM	LB 41987	32491	3263
HAIR OF CAMEL ALPACA GOAT NOP 306 BELGIUM 400 U STATES	LB 1526 3118 4644	17432 14666 32098	3264
NOILS WOOL 100 U KINGDOM 309 BRAZIL 386 URUGUAY	LB 22862 4901 3329 31092	25984 3529 2060 31573	3265
GARNETTED WOOL WASTE 100 U KINGDOM 400 U STATES	LB 10844 25452 36296	13208 36727 49935	3267
WOOL TOPS DRY COMBED 100 U KINGDOM 400 U STATES	LB 222960 225 223185	300717 519 301236	3268
WOOL TOPS OIL COMBED 100 U KINGDOM 207 UN SO AFR 234 AUSTRALIA	LB 564445 10298 9905 584648	672809 12956 10993 696758	3269
HAIR TOPS 400 U STATES	LB 3253 3253	4667 4667	3270
YARNS OR WARPS HAIR FOR MFRERS 100 U KINGDOM 400 U STATES	LB 50837 4609 55446	43289 943 44232	3273
YARN MOHAIR FOR PILE FABRICS 100 U KINGDOM	LB 1825 1825	4208 4208	3274
YARNS WOOL FOR 6 OZ FABRICS 100 U KINGDOM 400 U STATES	LB 39280 1668 40948	79942 3376 83318	3275
WOOLLEN SPUN YARN 100 U KINGDOM 327 FRANCE 400 U STATES	LB 25047 1085 1953 28085	31897 3080 3507 38484	3276
WORSTED SPUN YARN 100 U KINGDOM 306 BELGIUM 327 FRANCE 335 GERMANY W 344 ITALY 354 NETHRLNDS 376 SWITZRLND 400 U STATES	LB 117815 92 8097 1049 79 1092 257 1179 129660	198683 246 19091 2739 250 1910 755 5977 229651	3277
WOOL FAB IN GRAY OVR 4 TO 6 OZ 100 U KINGDOM	LB 3168 3168	6501 6501	3281
WOOL FAB IN GRAY 4 OZ OR LESS 100 U KINGDOM	LB 4517 4517	14071 14071	3282
KNITTED FABRICS WOOL N O P 100 U KINGDOM 327 FRANCE 400 U STATES	LB 1971 54 1676 3701	5292 340 6275 11907	3283
FLANNELS 100 U KINGDOM 400 U STATES	LB 48301 123 48424	142022 356 142378	3284
FELT CLOTH N O P	LB		3285
OVERCOATINGS 100 U KINGDOM 344 ITALY 347 JAPAN 400 U STATES	LB 54592 1043 160 147 55942	103835 2821 625 422 107703	3286
TWEEDS 100 U KINGDOM 327 FRANCE 344 ITALY 354 NETHRLNDS 376 SWITZRLND 389 IRELAND 400 U STATES	LB 108203 155 1198 218 48 146 634 110602	269091 735 3660 472 342 682 1298 276280	3287
WORSTEDS AND SERGES 100 U KINGDOM 234 AUSTRALIA 306 BELGIUM 317 CZECHO S 327 FRANCE 335 GERMANY W 344 ITALY 347 JAPAN 354 NETHRLNDS	LB 544186 2568 762 1437 3607 34 45574 2275 4067	1894995 11736 3458 4015 21963 91 155026 7532 11112	3288

IMPORTS INTO CANADA FOR CONSUMPTION

Articles and Countries from which Imported	MONTH OF JANUARY 1956		Class Number
	Quantities	Values (\$)	
365 POLAND	198	538	
376 SWITZRLNO	439	3393	
386 URUGUAY	1126	5050	
400 U STATES	5466	27739	
	611739	2146648	
WOVEN FABRICS N O P WOOL	LB		3289
100 U KINGDOM	59923	149346	
318 DENMARK	330	930	
327 FRANCE	1767	8570	
335 GERMANY W	402	734	
344 ITALY	7582	19890	
354 NETHRLNOS	570	1751	
376 SWITZRLNO	268	1417	
389 IRELAND	39	87	
400 U STATES	10590	30281	
	81471	213006	
LUSTRES ITALIAN LININGS	LB		3290
100 U KINGDOM	182	897	
	182	897	
WOOL FAB 12 INS WIDE OR LESS	LB		3291
100 U KINGDOM	34	323	
327 FRANCE	13	58	
400 U STATES	12	84	
	59	465	
WOOL FABRICS CUT PILE PLUSH	LB		3292
100 U KINGDOM	3270	7420	
335 GERMANY W	103	244	
400 U STATES	251	1159	
	3624	8823	
BILLIARD CLOTH OF WOOL FABRIC	LB		3293
100 U KINGDOM	2987	11519	
	2987	11519	
MELTON CLOTH FOR TENNIS BALLS	LB		3294
SLIPPER CLOTH FOR FOOTWEAR	LB		3295
FILTER PRESS CLOTH OF WOOL	LB		3296
CARPETS AXMINSTER IN ROLLS	SQ FT		3301
100 U KINGDOM	129705	68084	
306 BELGIUM	57256	22427	
327 FRANCE	692	385	
335 GERMANY W	1107	633	
400 U STATES	214	136	
	188974	91665	
CARPETS AXMINSTER SQUARES	SQ FT		3302
100 U KINGDOM	59837	24481	
306 BELGIUM	6464	3140	
335 GERMANY W	224	308	
400 U STATES	3674	2725	
	70199	30654	
CARPET BRUSSELS WILTON IN ROLL	SQ FT		3303
100 U KINGDOM	487679	281009	
306 BELGIUM	581543	268906	
317 CZECHO S	15949	4472	
327 FRANCE	28010	9891	
335 GERMANY W	29566	18240	
344 ITALY	28673	12247	
375 SWEDEN	734	511	
400 U STATES	21737	13109	
	1193891	608385	
CARPET BRUSSELS WILTON SQUARES	SQ FT		3304
100 U KINGDOM	46016	30229	
306 BELGIUM	35613	14276	
318 DENMARK	237	185	
327 FRANCE	1843	1172	
375 SWEDEN	220	142	
400 U STATES	2034	1685	
	85963	47689	
CARPETS INGRAIN IN ROLLS	SQ FT		3305
306 BELGIUM	5607	3341	
372 SPAIN	4233	745	
	9840	4086	
CARPETS INGRAIN SQUARES	SQ FT		3306
100 U KINGDOM	8373	2882	
215 INOIA	2819	603	
306 BELGIUM	15472	6223	
313 CHINA	41383	10494	
347 JAPAN	52276	15130	
354 NETHRLNDS	951	338	
	121274	35670	
CARPETS ORIENTAL	SQ FT		3307
100 U KINGDOM	1869	1269	
215 INOIA	86462	88429	
231 HONG KONG	810	969	
313 CHINA	162	114	
335 GERMANY W	932	722	
342 IRAN	8755	19960	
353 MOROCCO	1918	2744	
354 NETHRLNOS	403	878	
400 U STATES	947	860	
	102258	115945	
CARPETS TAPESTRY IN ROLLS	SQ FT		3308
100 U KINGDOM	2970	809	
306 BELGIUM	726	199	
327 FRANCE	20707	8169	

IMPORTS INTO CANADA FOR CONSUMPTION

47

Articles and Countries from which Imported	MONTH OF JANUARY 1956		Class Number
	Quantities	Values (\$)	
335 GERMANY W	8105	5959	
	32508	15136	
CARPETS TAPESTRY SQUARES	SQ FT		3309
306 BELGIUM	1035	385	
335 GERMANY W	1718	1143	
	2753	1528	
MATS HEARTH RUGS AND RUNNERS	SQ FT		3310
100 U KINGDOM	4770	1356	
215 INDIA	8590	1470	
400 U STATES	2230	866	
	16290	3692	
GLOVES MITTS AND MITTENS WOOL	DZ PR		3320
100 U KINGDOM	4	60	
344 ITALY	32	148	
347 JAPAN	1058	3231	
400 U STATES	100	979	
	1194	4418	
SHAWLS WOOL KNITTED OR WOVEN	LB		3321
100 U KINGDOM	2079	5341	
335 GERMANY W	97	469	
	2176	5810	
SOCKS AND STOCKINGS WOOL	DZ PR		3322
100 U KINGDOM	11930	62070	
327 FRANCE	5	77	
359 NORWAY	44	298	
400 U STATES	42	142	
	12021	62587	
UNDERWEAR WOOL KNITTED	LB		3323
100 U KINGDOM	695	2628	
	695	2628	
CLTHNG WVN WOOL WOMENS CHLD RNS	LB		3324
100 U KINGDOM	9245	93826	
215 INDIA	8	79	
305 AUSTRIA	15	263	
317 CZECHO S	1453	7502	
327 FRANCE	765	8570	
335 GERMANY W	60	578	
375 SWEDEN	25	524	
376 SWITZRLND	329	4324	
389 IRELAND	3	60	
400 U STATES	3267	37080	
	15170	152806	
CLOTHING NOP WOVEN WOOL FABRIC	LB		3325
100 U KINGDOM	909	6879	
317 CZECHO S	298	1365	
327 FRANCE	336	2129	
335 GERMANY W	258	1654	
376 SWITZRLND	136	1628	
400 U STATES	348	2315	
	2285	15970	
CLTHG WVN WOOL OUTER MENS BOYS	LB		3326
100 U KINGDOM	7775	39313	
231 HONG KONG	18	142	
335 GERMANY W	329	1486	
344 ITALY	9	84	
376 SWITZRLND	9	127	
400 U STATES	675	3072	
	8615	44224	
CLTHG NOP WOOL KNIT INFNTS CHLD	LB		3327
100 U KINGDOM	2457	9710	
335 GERMANY W	122	663	
344 ITALY	50	323	
347 JAPAN	1180	2170	
354 NETHRLNDS	259	1241	
376 SWITZRLND	12	108	
400 U STATES	117	427	
	4197	14642	
CLTHG NOP WOOL KNIT WOMNS GRLS	LB		3328
100 U KINGDOM	24363	201186	
305 AUSTRIA	1133	18346	
306 BELGIUM	12	72	
327 FRANCE	87	434	
335 GERMANY W	77	409	
344 ITALY	263	3599	
347 JAPAN	11609	28025	
376 SWITZRLND	30	353	
400 U STATES	1937	13994	
	39511	266418	
CLTHG NOP WOOL KNIT MENS BOYS	LB		3329
100 U KINGDOM	3197	18841	
305 AUSTRIA	45	578	
335 GERMANY W	12	50	
344 ITALY	265	2585	
347 JAPAN	162	905	
400 U STATES	199	1335	
	3880	24294	
BELTING OF CAMELS HAIR	LB		3341
100 U KINGDOM	853	1707	
	853	1707	
BLANKETS N O P WOOL	LB		3342
100 U KINGDOM	27619	46132	
344 ITALY	86	66	
400 U STATES	4617	6836	
	32322	53034	
FELT PRESSED	LB		3343
100 U KINGDOM	203	513	

IMPORTS INTO CANADA FOR CONSUMPTION

Articles and Countries from which Imported	MONTH OF JANUARY 1956		Class Number
	Quantities	Values (\$)	
400 U STATES	5856	13989	
RUGS RAILWAY STEAMER AND AUTO	6059	14502	
100 U KINGDOM	LB 1557	2624	3344
318 DENMARK	180	302	
WOOL MANUFACTURES N O P	1737	2926	
100 U KINGDOM	LB 3846	5398	3345
305 AUSTRIA	18	179	
306 BELGIUM	365	871	
354 NETHRLNDS	655	1830	
376 SWITZRLND	33	252	
400 U STATES	11023	18163	
YARN SYNTHETIC ACETATE SINGLES	15940	26693	
100 U KINGDOM	LB 2500	1505	3360
400 U STATES	497	338	
YARNS SYNTHETIC SINGLES N O P	2997	1843	
100 U KINGDOM	LB 20831	12454	3361
335 GERMANY W	992	1460	
400 U STATES	14097	9749	
YARNS THREADS SYNTHETIC N O P	35920	23663	
100 U KINGDOM	LB 2396	2872	3362
327 FRANCE	397	569	
335 GERMANY W	3924	5098	
344 ITALY	305	386	
354 NETHRLNDS	6498	5589	
376 SWITZRLND	9693	9295	
400 U STATES	173421	255626	
YARN SYNTHETIC FOR PILE FABRIC	196634	279435	
YARNS SYNTHETIC ACETATE TWIST	LB		3363
100 U KINGDOM	42	73	3364
400 U STATES	33280	57555	
STAPLE FIBRES SYNTHETIC	33322	57628	
100 U KINGDOM	LB 376646	108921	3365
305 AUSTRIA	15051	3838	
327 FRANCE	184	270	
335 GERMANY W	11534	5896	
344 ITALY	2934	917	
400 U STATES	471732	491176	
TOPS OF SYNTHETIC FIBRES	878081	611018	
100 U KINGDOM	LB 28588	12372	3366
335 GERMANY W	43504	24977	
400 U STATES	5769	6132	
WASTE SHORT FIBRE SYNTHETIC	77861	43481	
100 U KINGDOM	LB 311	272	3367
327 FRANCE	700	633	
400 U STATES	119911	55293	
YARNS FROM POLYAMIDES NYLON	120922	56198	
100 U KINGDOM	LB 33	94	3368
327 FRANCE	354	1171	
400 U STATES	24092	79471	
YARN SYNTHETIC FOR TIRE FABRIC	24479	80736	
316 CUBA	LB 382482	221839	3369
400 U STATES	306675	192686	
KNITTED FABRIC SYNTHETIC FIBRE	689157	414525	
100 U KINGDOM	LB 2053	2898	3371
400 U STATES	26645	73042	
FABRICS SYNTHETIC FIBRE N O P	28698	75940	
100 U KINGDOM	LB 30758	46742	3372
306 BELGIUM	1480	2896	
327 FRANCE	2173	8756	
335 GERMANY W	71222	102954	
344 ITALY	16603	24839	
347 JAPAN	2947	8343	
354 NETHRLNDS	1678	3258	
375 SWEODN	322	744	
376 SWITZRLND	1277	7104	
400 U STATES	664227	1685286	
RIBBONS OF SYNTHETIC FIBRES	792687	1890922	
100 U KINGDOM	LB 201	1250	3373
327 FRANCE	258	1661	
335 GERMANY W	130	1724	
344 ITALY	382	488	
347 JAPAN	6756	7645	
376 SWITZRLND	1737	8964	
400 U STATES	23856	58658	
STOCKINGS NYLON WOMENS	33320	80390	
100 U KINGDOM	DZ PR 8328	57688	3376
305 AUSTRIA	49	349	
327 FRANCE	33	249	
335 GERMANY W	195	1653	
344 ITALY	175	1020	

IMPORTS INTO CANADA FOR CONSUMPTION

Articles and Countries from which Imported	MONTH OF JANUARY 1956		Class Number
	Quantities	Values (\$)	
354 NETHRLNDS	175	1262	
400 U STATES	14627	100286	
STOCKINGS SYNTHETIC MENS BOYS	23582	162507	
100 U KINGDOM	DZ PR 34	226	3378
400 U STATES	5254	26418	
STOCKINGS SYNTHETIC FIBRE NOP	5288	26644	
100 U KINGDOM	DZ PR 2424	3508	3379
335 GERMANY W	10	78	
400 U STATES	1727	5942	
GLOVES OF SYNTHETIC FIBRES	4161	9528	
100 U KINGDOM	DZ PR 50	652	3380
231 HONG KONG	4037	10408	
327 FRANCE	72	137	
335 GERMANY W	5468	21873	
344 ITALY	24	181	
347 JAPAN	40669	128077	
400 U STATES	994	13389	
CLOTHING NOP WOVEN SYNTH FIBRE	51314	174717	
100 U KINGDOM	OZ 5714	2124	3383
231 HONG KONG	6624	1017	
313 CHINA	408	240	
327 FRANCE	4513	4057	
335 GERMANY W	17697	2806	
344 ITALY	10209	3994	
347 JAPAN	485327	55902	
375 SWEDEN	250	213	
376 SWITZRLND	812	995	
400 U STATES	446712	124092	
DRESSES WVN SYNT WOMENS CHLDNS	978266	195440	
100 U KINGDOM	NO 79	2565	3384
327 FRANCE	43	2153	
375 SWEDEN	4	205	
376 SWITZRLND	10	383	
400 U STATES	23207	128028	
UNDERWEAR KNITTED SYNTHETIC	23343	133334	
100 U KINGDOM	LB 62	145	3385
400 U STATES	4375	11409	
CLTHG SYNT FIB KNIT INFTS CHLD	4437	11554	
100 U KINGDOM	LB 203	306	3386
347 JAPAN	211	650	
400 U STATES	382	1282	
CLTHG SYNT FIB KNIT WOMNS GRLS	796	2238	
100 U KINGDOM	LB 980	2600	3387
400 U STATES	5339	23995	
CLTHG SYNTH FIB KNIT MENS BOYS	6319	26595	
100 U KINGDOM	LB 606	1848	3388
347 JAPAN	1459	1221	
400 U STATES	961	1964	
CURTAINS OF SYNTHETIC FIBRE	3026	5033	
100 U KINGDOM	OZ 12592	1680	3390
400 U STATES	838189	144335	
HANDKERCHIEFS SYNTHETIC FIBRE	850781	146015	
347 JAPAN	OZ 77340	4628	3391
400 U STATES	736	825	
SYNTHETIC FIBRE MANUFACTRS NOP	78076	5453	
100 U KINGDOM	OZ 132896	13190	3392
231 HONG KONG	2125	473	
306 BELGIUM	2288	226	
327 FRANCE	7965	2252	
335 GERMANY W	10537	1644	
344 ITALY	71451	4207	
347 JAPAN	227104	12091	
354 NETHRLNDS	288	210	
375 SWEDEN	1154	650	
376 SWITZRLND	5566	1586	
400 U STATES	1601686	216321	
SYNTH FIBRE FOR ELEC APPARATUS	2063060	252850	
100 U KINGDOM	OZ 4664	712	3393
400 U STATES	27890	5838	
HAIR CLOTH	32554	6550	
100 U KINGDOM		3114	3401
400 U STATES		220	
FILTER PRESS CLOTH OF HAIR		3334	3402
KAPOK	CWT 240	9959	3411
400 U STATES	240	9959	
MANILA FIBRE	CWT 300	5925	3412
339 HONDURAS	4145	66823	
364 PHIL	577	10664	
400 U STATES	5022	83412	

IMPORTS INTO CANADA FOR CONSUMPTION

Articles and Countries from which Imported	MONTH OF JANUARY 1956		Class Number
	Quantities	Values (\$)	
SISAL ISTLE TAMPICO FIBRE	CWT		3413
203 B E AFR	13943	135115	
309 BRAZIL	21891	193072	
320 DOM REP	2240	22400	
338 HAITI	9326	89241	
352 MEXICO	40	1619	
394 PORT E AF	2240	22918	
400 U STATES	2790	31306	
	52470	495671	
VEGETABLE FIBRE N O P	CWT		3414
100 U KINGDOM	5	260	
231 HONG KONG	28	770	
333 MADAGASCAR	297	7327	
400 U STATES	129	2894	
	459	11251	
BALER TWINE	CWT		3420
100 U KINGDOM	10	156	
352 MEXICO	240	2664	
400 U STATES	4	55	
	254	2875	
GRASSES SEAWEED MOSSES BAGASSE			3421
100 U KINGDOM		1188	
231 HONG KONG		325	
335 GERMANY W		233	
344 ITALY		1530	
347 JAPAN		1146	
400 U STATES		15673	
		20095	
BINDER TWINE	CWT		3422
335 GERMANY W	10	125	
	10	125	
COIR AND COIR YARN	CWT		3423
215 INDIA	1845	19523	
	1845	19523	
MATS RUGS N O P OF COCOA FIBRE	SQ YD		3424
215 INDIA	7973	4056	
	7973	4056	
STRAW OR PAPER CARPETING RUGS			3425
100 U KINGDOM		488	
231 HONG KONG		230	
400 U STATES		5339	
		6057	
VEGETABLE FIBRES FOR BRUSHES	CWT		3428
100 U KINGDOM	42	729	
304 ARGENTINA	1	99	
306 BELGIUM	20	582	
352 MEXICO	109	4303	
400 U STATES	785	38259	
	957	43972	
MATS CUT PILE OF COCOA FIBRE	SQ FT		3429
215 INDIA	94112	15935	
	94112	15935	
WASTE FOR FURTHER PREPARATION	CWT		3451
100 U KINGDOM	765	18851	
215 INDIA	100	1058	
216 PAKISTAN	401	2609	
234 AUSTRALIA	257	6006	
309 BRAZIL	1147	20323	
313 CHINA	115	757	
338 HAITI	679	4825	
344 ITALY	342	2832	
376 SWITZRLND	664	1574	
400 U STATES	23572	267338	
	28042	326173	
WASTE FOR WIPING RAGS N O P	CWT		3452
100 U KINGDOM	111	3851	
234 AUSTRALIA	44	2031	
354 NETHRLNDS	42	673	
400 U STATES	37528	247567	
	37725	254122	
WASTE GARNETTED READY FOR USE	LB		3453
100 U KINGDOM	209	183	
327 FRANCE	242	400	
347 JAPAN	10000	1162	
400 U STATES	188826	27286	
	199277	29031	
BATTS BATTING WADDING N O P	LB		3454
400 U STATES	28872	15705	
	28872	15705	
FISH NETS NETTINGS COMMERCIAL	LB		3460
100 U KINGDOM	65690	92538	
347 JAPAN	76471	89345	
354 NETHRLNDS	2951	1817	
400 U STATES	5540	23520	
	150652	207220	
FISHING LINES COMMERCIAL	LB		3461
100 U KINGDOM	23747	14854	
335 GERMANY W	10672	5627	
347 JAPAN	5566	11224	
354 NETHRLNDS	3330	910	
400 U STATES	49816	68833	
	93131	101448	
CORDAGE MANILA OVER 1 IN CIRC	LB		3463
100 U KINGDOM	116501	26910	
400 U STATES	530	347	
	117031	27257	

IMPORTS INTO CANADA FOR CONSUMPTION

51


Articles and Countries from which Imported	MONTH OF JANUARY 1956		Class Number	
	Quantities	Values (\$)		
CORDAGE COMMERCIAL FISH NET	LB		3464	
100 U KINGDOM	167291	38886		
306 BELGIUM	44266	9129		
318 DENMARK	17692	4078		
354 NETHRLNDS	108052	20352		
400 U STATES	12548	10122		
	349849	82567		
CORDAGE OVER 1 INCH NOP	LB		3465	
100 U KINGDOM	36474	10348		
400 U STATES	18828	2077		
	55302	12425		
COTTON FABRIC RUBBERIZED	LB		3472	
100 U KINGDOM	726	379		
400 U STATES	19112	16674		
	19838	17053		
COTTON WINDOW SHADE CLOTH	LB		3473	
400 U STATES	2267	3667		
	2267	3667		
COTTON FABRICS COATED N O P	LB		3474	
100 U KINGDOM	43598	28421		
327 FRANCE	225	208		
335 GERMANY W	243	281		
347 JAPAN	18000	4700		
400 U STATES	422185	392606		
	484251	426216		
ARTISTS CANVAS COATED PREPARED			3475	
306 BELGIUM		209		
400 U STATES		1057		
		1266		
CANVAS FLAX FOR TENTS AWNINGS	LB		3476	
100 U KINGDOM	1806	1095		
400 U STATES	54	82		
	1860	1177		
FABRICS JUTE COATED	LB		3478	
100 U KINGDOM	201	114		
400 U STATES	9850	3797		
	10051	3911		
FABRICS VEG FIBRE COATED	LB		3479	
100 U KINGDOM	11450	7660		
400 U STATES	17687	18735		
	29137	26395		
FABRICS FOR BRATTICE CLOTH	LB		3480	
100 U KINGDOM	124376	17108		
400 U STATES	1255	333		
	125631	17441		
FABRICS SILK COATED	LB		3481	
400 U STATES	396	2728		
	396	2728		
FABRICS WOOL COATED	LB		3483	
100 U KINGDOM	7472	3305		
306 BELGIUM	703	2163		
400 U STATES	23757	16333		
	31932	21801		
FABRICS SYNTHETIC FIBRE COATED	LB		3484	
100 U KINGDOM	6489	2642		
306 BELGIUM	44866	50211		
327 FRANCE	1309	2473		
400 U STATES	198552	309431		
	251216	364757		
OILCLOTH FLOOR LINOLEUM	LB		3485	
100 U KINGDOM	2022968	283422		
400 U STATES	1037044	181718		
	3060012	465140		
OILCLOTH CARRIAGE SHELF TABLE	LB		3486	
100 U KINGDOM	20633	15249		
400 U STATES	84602	56774		
	105235	72023		
TYPEWRITER RIBBONS	LB		3487	
100 U KINGDOM	1577	3470		
400 U STATES	279	2616		
	1856	6086		
FABRICS COTTON TO COVER RUBBER	LB		3488	
100 U KINGDOM	10216	13396		
	10216	13396		
CORD TIRE FABRICS SYNTH FIBRE	LB		3489	
316 CUBA	41628	28515		
400 U STATES	64212	69848		
	105840	98363		
LACE EMBROIDERIES BOBBINET NOP	LB		3501	
100 U KINGDOM	2108	10907		
215 INDIA	364	780		
231 HONG KONG	348	849		
305 AUSTRIA	136	486		
327 FRANCE	8589	62367		
335 GERMANY W	29	221		
347 JAPAN	736	2204		
354 NETHRLNDS	100	477		
367 AZORES	12	211		
376 SWITZRLND	184	1416		
400 U STATES	22686	124095		
	35292	204013		
CORSETS GIRDLES BRASSIERES				3510
100 U KINGDOM		563		
347 JAPAN		9156		
400 U STATES		76694		
		86413		

IMPORTS INTO CANADA FOR CONSUMPTION

Articles and Countries from which Imported	MONTH OF JANUARY 1956		Class Number
	Quantities	Values (\$)	
BRACES OR SUSPENDERS AND PARTS			3511
100 U KINGDOM		1245	
335 GERMANY W		2928	
400 U STATES		4540	
		8713	
CHURCH VESTMENTS ANY MATERIAL			3512
100 U KINGDOM		324	
327 FRANCE		3536	
344 ITALY		156	
400 U STATES		7272	
		11288	
GARMENTS KNITTED N O P	LB		3514
335 GERMANY W	2965	3677	
344 ITALY	19	302	
400 U STATES	24	90	
	3008	4069	
GLOVES MITTS AND MITTENS N O P	DZ PR		3515
100 U KINGDOM	135	1254	
400 U STATES	605	6416	
	940	7670	
BERETS OF WOOL KNITTED FULLED	DOZ		3516
100 U KINGDOM	884	3117	
327 FRANCE	50	215	
	934	3332	
CAPS BONNETS BERETS N O P	DOZ		3517
100 U KINGDOM	1028	8741	
327 FRANCE	313	1394	
335 GERMANY W	35	918	
344 ITALY	6	165	
347 JAPAN	17808	26073	
400 U STATES	9042	32853	
	28232	70144	
HATS OF FUR FELT MENS	DOZ		3518
100 U KINGDOM	22	1287	
	22	1287	
HATS OF WOOL FELT	DOZ		3519
400 U STATES	127	2059	
	127	2059	
HATS OF FUR FELT WOMENS	DOZ		3520
100 U KINGDOM	5	233	
327 FRANCE	32	1310	
344 ITALY	2	65	
400 U STATES	43	1400	
	82	3008	
HATS N O P	DOZ		3521
100 U KINGDOM	15	1293	
327 FRANCE	4	495	
335 GERMANY W	12	173	
347 JAPAN	860	579	
376 SWITZRLND	179	856	
400 U STATES	5913	140354	
	6983	143750	
FIREMENS SAFETY HELMETS			3522
100 U KINGDOM		980	
400 U STATES		49894	
		50874	
KNITTED GOODS N O P	LB		3524
100 U KINGDOM	5225	5626	
400 U STATES	15916	28588	
	21141	34214	
UNDERWEAR N O P KNITTED	LB		3525
CHENILLE YARNS AND CORDS	LB		3548
327 FRANCE	124	239	
	124	239	
USED BAGS OF VEGETABLE FIBRE			3550
400 U STATES		6577	
		6577	
BELTING N O P	LB		3551
100 U KINGDOM	36	68	
400 U STATES	5854	11297	
	5890	11365	
BLANKETS FOR PRINTING PRESSES			3552
100 U KINGDOM		286	
400 U STATES		42495	
		42781	
BRAIDS CORDS FRINGES NOP			3553
100 U KINGDOM		2727	
327 FRANCE		583	
335 GERMANY W		113	
347 JAPAN		2445	
376 SWITZRLND		564	
400 U STATES		82751	
		89183	
CARPETS N O P	SQ FT		3554
100 U KINGDOM	59678	9813	
215 INDIA	864	389	
306 BELGIUM	74934	16148	
318 DENMARK	377	228	
327 FRANCE	3103	1888	
344 ITALY	13570	3122	
347 JAPAN	127400	25597	
354 NETHRLNDS	2602	916	
400 U STATES	346762	149550	
	629290	207651	
CRAPES BLACK MOURNING			3556

IMPORTS INTO CANADA FOR CONSUMPTION

Articles and Countries from which Imported	MONTH OF JANUARY 1956		Class Number
	Quantities	Values (\$)	
CURTAINS N O P 400 U STATES		5464	3557
		5464	
FELT ADHESIVE FOR VESSELS 100 U KINGDOM		359	3558
		359	
HAT BRAIDS NOT OVER 6 INCHES 344 ITALY 376 SWITZRLND 400 U STATES		1365 63740 8319	3559
		73424	
HAT SWEATS CAP PEAKS AND BANDS 100 U KINGDOM 400 U STATES		575 57894	3560
		58469	
HOODS AND SHAPES OF FUR FELT 100 U KINGDOM 317 CZECHO S 327 FRANCE 344 ITALY 400 U STATES	DOZ 4 70 11 47 17	85 1104 173 963 542	3561
	149	2867	
HOODS AND SHAPES OF WOOL FELT	DOZ		3562
HOODS AND SHAPES KNITTED 321 ECUADOR 344 ITALY 347 JAPAN 352 MEXICO 376 SWITZRLND 400 U STATES	DOZ 319 686 400 2220 277 3598	3262 4519 1073 1659 4448 26143	3563
	7500	41104	
HOODS AND SHAPES N O P 376 SWITZRLND 400 U STATES	DOZ 144 449 593	2600 3094 5694	3564
MATERIALS FOR HAT BRAIOS 400 U STATES		164 164	3565
SURGICAL DRESSINGS 100 U KINGDOM 335 GERMANY W 400 U STATES		18094 5105 55612	3566
		76811	
ELASTIC WEBBING WOVEN FOR MFRS 100 U KINGDOM 335 GERMANY W 344 ITALY 347 JAPAN 354 NETHRLNDS 400 U STATES	LB 438 714 2177 5912 66 5263	964 2374 3870 5671 154 17161	3567
	14570	30194	
ELASTIC WEBBING WOVEN N O P 100 U KINGDOM 335 GERMANY W 344 ITALY 347 JAPAN 354 NETHRLNDS 400 U STATES	LB 956 833 707 8423 780 9851	1311 1468 1855 6405 1647 24373	3568
	21550	37059	
WINDOW SHADES ON ROLLERS N O P 400 U STATES		1139 1139	3569
CORDED RIBBONS FOR MENS HATS 400 U STATES	LB 4511 4511	18160 18160	3570
NONELASTIC FABRICS FOR GARTERS 400 U STATES	LB 256 256	527 527	3571
FABRICS FOR CARD CLOTHING 100 U KINGDOM 400 U STATES	LB 420 1906 2326	525 4113 4638	3572
FIBRE OR TEXTILE PRODUCTS NOP 100 U KINGDOM 344 ITALY 400 U STATES		1191 911 8768	3573
		10870	
BRAIDED CORD 1 IN CIRC OR LESS 100 U KINGDOM 400 U STATES	LB 700 4365 5065	1445 3673 5118	3574
ELASTIC WEBBING BRAIDED 100 U KINGDOM 335 GERMANY W 344 ITALY 347 JAPAN 354 NETHRLNDS 400 U STATES	LB 2167 19 245 14372 218 8966	2847 51 304 9218 477 20947	3576
	25987	33844	



IMPORTS INTO CANADA FOR CONSUMPTION

Articles and Countries from which Imported	MONTH OF JANUARY 1956		Class Number
	Quantities	Values (\$)	
GROUP 4			
WOOD WOOD PRODUCTS AND PAPER			
CANE REED OR RATTAN			4002
231 HONG KONG		1527	
400 U STATES		2112	
		3639	
OSIERS WILLOWS AND BAMBOOS			4003
347 JAPAN		2321	
400 U STATES		312	
		2633	
CORKWOOD UNMANUFACTURED			4011
FENCE POSTS			4021
400 U STATES	NO		
	2463	1306	
	2463	1306	
HICKORY BILLETS			4022
400 U STATES		10708	
		10708	
POLES TELEGRAPH AND PILING			4024
400 U STATES	NO		
	1907	102183	
	1907	102183	
RAILWAY TIES			4025
400 U STATES	NO		
	8835	23816	
	8835	23816	
LOGS ROUND UNMANUFACTURED NOP			4026
400 U STATES	M FT		
	22074	1054634	
	22074	1054634	
HANDLE SHINGLE BOLTS FELLOES			4032
400 U STATES		15240	
		15240	
HUB LAST WAGON OAR GUN BLOCKS			4033
400 U STATES		23267	
		23267	
WOOD TEN PIN BLOCKS ROUGH			4034
TEAK AMARANTH TROPICAL WOODS			4041
100 U KINGDOM		640	
221 B GUIANA		1856	
234 AUSTRALIA		7963	
328 FR AFRICA		1581	
337 GUATEMALA		3471	
347 JAPAN		690	
363 PERU		12977	
364 PHIL		4101	
400 U STATES		15405	
		48684	
ASH WHITE			4042
400 U STATES	M FT		
	149	22245	
	149	22245	
CEDAR			4043
400 U STATES	M FT		
	221	33676	
	221	33676	
CHESTNUT			4044
	M FT		
FIR			4045
381 ALASKA		60	
400 U STATES		321561	
	3336	321621	
	3337	321621	
GUMWOOD			4046
234 AUSTRALIA	M FT		
400 U STATES		1255	
	33	3889	
	38	5144	
HEMLOCK			4047
400 U STATES	M FT		
	350	26515	
	350	26515	
HICKORY			4048
400 U STATES	M FT		
	27	4070	
	27	4070	
MAHOGANY			4049
210 G COAST	M FT		
328 FR AFRICA		137	
347 JAPAN		61358	
364 PHIL		45487	
400 U STATES		22614	
		40314	
	1035	169910	
OAK			4050
347 JAPAN	M FT		
400 U STATES		21546	
	3853	521936	
	3951	543482	
PINE SOUTHERN YELLOW OR PITCH			4051
400 U STATES	M FT		
	205	32450	
	205	32450	
PINE WHITE DR OTHER N O P			4052
309 BRAZIL	M FT		
339 HONDURAS		3684	
400 U STATES		2946	
	2100	186675	
	2157	193305	
POPLAR			4053
400 U STATES	M FT		
	286	35583	
	286	35583	

IMPORTS INTO CANADA FOR CONSUMPTION

Articles and Countries from which Imported	MONTH OF JANUARY 1956		Class Number
	Quantities	Values (\$)	
REDWOOD 400 U STATES	M FT 50	8839	4054
WALNUT 400 U STATES	M FT 151	46420	4055
LUMBER AND TIMBER HARDWOOD N O P 400 U STATES	M FT 1669	169279	4056
LUMBER AND TIMBER N O P 400 U STATES	M FT 218	18025	4057
HARDWOOD FLOORING 354 NETHRLNDS 400 U STATES	M FT 3 1405	1166 215317	4058
PINE PONDEROSA AND SUGAR 400 U STATES	M FT 1408	216483	4059
LATHS	M		4071
PICKETS PLAIN	M		4072
PLYWOOD GLUED OR CEMENTED 326 FINLAND 327 FRANCE 335 GERMANY 347 JAPAN 365 POLAND 375 SWEDEN 400 U STATES		77 13009 1676 116715 5150 4778 30631 172036	4073
SHINGLES OF WOOD 400 U STATES	RF SQ 1821	4829	4074
VENEERS OF ROSEWOOD ETC 327 FRANCE 400 U STATES		2880 39657 42537	4075
VENEERS OF WOOD N O P 307 BEL CONGO 400 U STATES		22506 89813 112319	4076
VENEERS OF WOOD TAPED JOINTED 400 U STATES		2177 2177	4077
VENEERS AUSTRALIAN BLACKWOOD			4078
PLYWOOD FACED WITH METAL 344 ITALY 400 U STATES		1880 3929 5809	4079
BARK CRUDE FOR TANNERS USE	CWT		4081
FUELWOOD 400 U STATES	CORD 82	871	4082
PULPWOOD 400 U STATES	CORD 29507	500984	4083
SAWDUST AND WOOD FLOUR 400 U STATES		500984 32731 32731	4084
BARRELS EMPTY SLACK	NO		4090
BARRELS EMPTY TIGHT 400 U STATES	NO 19158	49078	4091
STAVES HEADINGS POPLAR ROUGH		49078	4093
STAVES OAK SAWN SPLIT OR CUT 400 U STATES	M 240	57824	4094
STAVES ROUGH SAWN N O P	M		4095
STAVES 5 EIGHTHS INCH OR OVER	M		4096
STAVES N O P 100 U KINGDOM 400 U STATES	M 22 80	487 4262	4097
WOODEN PAILS AND TUBS		4749	4098
HOOPS HEADS AND LINERS OF WOOD 100 U KINGDOM 400 U STATES		616 19437 20053	4099
CORK SLABS BOARDS TILES N O P 100 U KINGDOM 318 DENMARK 366 PORTUGAL 372 SPAIN 400 U STATES		1110 8364 6607 18437 20403 54921	4101

IMPORTS INTO CANADA FOR CONSUMPTION

Articles and Countries from which Imported	MONTH OF JANUARY 1956		Class Number
	Quantities	Values (\$)	
CORKS THREE FOURTHS IN OR LESS	LB		4102
366 PORTUGAL	357	562	
400 U STATES	439	478	
	796	1040	
CORKS OVER THREE FOURTHS INCH	LB		4103
366 PORTUGAL	5459	8612	
372 SPAIN	364	1550	
400 U STATES	293	606	
	6116	10768	
CORK SLABS BOARDS FOR MFRS			4104
366 PORTUGAL		35100	
372 SPAIN		54165	
400 U STATES		100311	
		189576	
MANUFACTURES OF CORKWOOD N O P			4105
100 U KINGDOM		1060	
366 PORTUGAL		31904	
400 U STATES		24337	
		57301	
BICYCLE RIM STRIPS OF MAPLE			4111
BILLETS OF WOOD FOR BATS			4112
400 U STATES		6932	
		6932	
GUN STOCKS OF WALNUT ROUGH			4113
WOOD HANDLES FOR AGRIC IMPL			4114
400 U STATES		47359	
		47359	
HANDLES OF WOOD N O P			4118
400 U STATES		37489	
		37489	
SHAFTS OR HEADS FOR GOLF CLUBS			4119
400 U STATES		819	
		819	
LASTS OF WOOD			4120
400 U STATES		5328	
		5328	
MEXICAN SADDLE TREES STIRRUPS			4121
400 U STATES		1871	
		1871	
SPOKES HICKORY OAK ROUGH			4122
WALKING STICKS AND CANES			4125
100 U KINGDOM		1252	
400 U STATES		132	
		1384	
SULPHITE PULP BL DISSOLVING	CWT		4130
400 U STATES	2095	14653	
	2095	14653	
SODA PULP	CWT		4131
SULPHITE PULP UNBLEACHED	CWT		4132
400 U STATES	65731	376298	
	65731	376298	
SULPHITE PULP BLEACHED N O P	CWT		4133
400 U STATES	11635	82076	
	11635	82076	
SULPHATE OR KRAFT PULP	CWT		4134
400 U STATES	16599	109932	
	16599	109932	
WOOD PULP MECHANICAL	CWT		4135
PULP OF STRAW OR VEG FIBRE N O P	CWT		4136
400 U STATES	18126	126977	
	18126	126977	
BOBBINS SHUTTLES AND SPOOLS			4141
100 U KINGDOM		4160	
335 GERMANY W		1165	
400 U STATES		34364	
		39689	
CASKETS COFFINS AND METAL PTS			4142
400 U STATES		43793	
		43793	
CHARCOAL MADE FROM WOOD	TON		4143
400 U STATES	204	16088	
	204	16088	
CHURNS N O P WASHBOARDS			4144
100 U KINGDOM		97	
335 GERMANY W		123	
375 SWEDEN		56	
400 U STATES		665	
		941	
CLOTHES PINS AND PARTS	GROSS		4145
318 DENMARK	2500	899	
335 GERMANY W	750	332	
375 SWEDEN	2900	969	
400 U STATES	180	324	
	6330	2524	
CRUTCHES OR STAFFS			4146
400 U STATES		1387	
		1387	
CURTAIN STRETCHERS			4147
400 U STATES		588	
		588	

IMPORTS INTO CANADA FOR CONSUMPTION

Articles and Countries from which Imported	MONTH OF JANUARY 1956		Class Number
	Quantities	Values (\$)	
DOORS WOOD 6 FT X 2 FT OR OVER	N O		4148
100 U KINGDOM	4	224	
335 GERMANY W	125	553	
400 U STATES		9506	
	813	10283	
EXCELSIOR OR WOOD WOOL			4149
400 U STATES		1515	
		1515	
FIBRE AND MANUFACTURES N O P			4150
100 U KINGDOM		1680	
375 SWEDEN		1100	
400 U STATES		95478	
		98258	
FURNITURE MAINLY OF WOOD			4151
100 U KINGDOM		12549	
215 INDIA		222	
231 HONG KONG		1345	
305 AUSTRIA		173	
306 BELGIUM		375	
317 CZECHOS		4768	
318 DENMARK		24137	
327 FRANCE		4375	
335 GERMANY W		1678	
344 ITALY		1553	
347 JAPAN		1504	
352 MEXICO		129	
354 NETHRLNDS		840	
359 NORWAY		163	
365 POLAND		3235	
375 SWEDEN		4625	
376 SWITZRLND		230	
383 HAWAII		148	
388 YUGO SLAV		540	
400 U STATES		449981	
		512570	
MATCHES OF WOOD			4152
400 U STATES		2265	
		2265	
MOULDINGS OF WOOD			4153
400 U STATES		1043	
		1043	
SKIS RACQUETS AND FRAMES BATS			4154
100 U KINGDOM		2506	
216 PAKISTAN		198	
234 AUSTRALIA		121	
305 AUSTRIA		1473	
306 BELGIUM		137	
318 DENMARK		512	
327 FRANCE		950	
335 GERMANY W		6620	
347 JAPAN		419	
359 NORWAY		678	
376 SWITZRLND		1260	
400 U STATES		16756	
		31630	
WINDOW SASH OF WOOD			4155
400 U STATES		4097	
		4097	
WOOD BOXES CRATES AND SHOOKS			4156
100 U KINGDOM		148	
335 GERMANY W		78	
347 JAPAN		663	
400 U STATES		30343	
		31232	
MANUFACTURES OF WOOD N O P			4157
100 U KINGDOM		8747	
203 B E AFR		807	
215 INDIA		108	
231 HONG KONG		435	
318 DENMARK		603	
327 FRANCE		202	
335 GERMANY W		3771	
344 ITALY		1717	
347 JAPAN		35373	
352 MEXICO		88	
354 NETHRLNDS		767	
375 SWEDEN		8335	
376 SWITZRLND		223	
400 U STATES		224625	
		285801	
BOWLS TRAYS AND DISHES OF WOOD			4158
215 INDIA		190	
224 JAMAICA		162	
335 GERMANY W		350	
338 HAITI		297	
347 JAPAN		10268	
400 U STATES		3354	
		14621	
PLAYING CARD STOCK	LB		4159
CONT BOARD FOR MOIST OILY FOOD	LB		4160
400 U STATES	1479767	138109	
	1479767	138109	

IMPORTS INTO CANADA FOR CONSUMPTION

Articles and Countries from which Imported	MONTH OF JANUARY 1956		Class Number
	Quantities	Values (\$)	
CARD STOCK BRISTOL BOARD N O P 400 U STATES	LB 314475	47731	4161
CHIPBOARD NEWS BOARD 400 U STATES	LB 237725	19699	4162
LEATHER BOARD LEATHEROID MFRS 100 U KINGDOM 335 GERMANY W 400 U STATES	LB 12660 15626 41846 70132	3829 4213 7468 15510	4163
MILLBOARD AND BINDERS BOARD 100 U KINGDOM 400 U STATES	LB 6000 481563 487563	473 42124 42597	4164
PULPBOARD FOR MFR OF WALLBOARD 400 U STATES	LB 4199276	226606	4165
PULPBOARD TO WRAP ROLLS PAPER 400 U STATES	LB 226660	12583	4166
STRAWBOARD N O P	LB		4167
PULP BOARD FOR CONTAINERS 400 U STATES	LB 4484672	267641	4168
BUILDING AND INSULATING BOARD 100 U KINGDOM 365 POLAND 375 SWEDEN 400 U STATES	LB 317 29881 153936 3953609 4137743	343 584 6307 437763 444997	4169
PULPBOARD OTHER FIBREBOARD NOP 100 U KINGDOM 352 MEXICO 375 SWEDEN 400 U STATES	LB 3778 34096 2434 789691 829999	2665 1375 225 114868 119133	4170
ELECTRIC INSULATING PRESSBOARD 100 U KINGDOM 400 U STATES	LB 854 174955 175809	224 42813 43037	4171
FELTBOARD ROOF FELT NOT COATED 400 U STATES	LB 499245	19422	4172
PRESSBOARD N O P 100 U KINGDOM 400 U STATES	LB 303 189527 189830	72 52165 52237	4173
SHOEBOARDS 400 U STATES	LB 66086	24685	4174
PAPERBOARD FOR SHOEBORDS 400 U STATES	LB 70112	11623	4175
GYPSUM BOARD LATH ROCK LATH 400 U STATES	LB 71210	1320	4176
ENAMELLED PAPER 400 U STATES	LB 351	62	4178
CARBON PAPER 100 U KINGDOM 400 U STATES	LB 7964 27848 35812	7532 18129 25661	4179
ROTOGRAVURE PRINTING PAPER	LB		4180
BOOK PAPER FOR PERIODICALS 400 U STATES	LB 100505	9091	4181
BOOK PRINTING LITHO PAPER NOP 400 U STATES	LB 276829	50233	4182
BOOK PRINTING PAPER COATED NOP 100 U KINGDOM 400 U STATES	LB 185 201182 201367	345 61551 61896	4183
COATED PAPERS FOR PERIODICALS 400 U STATES	LB 119476	14791	4184
COVER PAPERS NOT PASTED COATED 100 U KINGDOM 400 U STATES	LB 1762 55339 57101	1261 10435 11696	4185
COVER PAPERS PASTED COATED 400 U STATES	LB 31869	20157	4186
SURFACE COATED PAPER N O P 100 U KINGDOM 335 GERMANY W 400 U STATES	LB 16322 231 123883 140436	13189 111 68259 81559	4187
NEWSPRINT PAPER	LB		4188

IMPORTS INTO CANADA FOR CONSUMPTION

Articles and Countries from which Imported	MONTH OF JANUARY 1956		Class Number
	Quantities	Values (\$)	
WAXED PAPER IN PACKAGE FORM	LB		4189
WAXED PAPER FOR WRAPPING N O P	LB		4190
100 U KINGDOM	1177	451	
400 U STATES	32543	12705	
	33720	13156	
GREASEPROOF AND GLASSINE PAPER	LB		4191
400 U STATES	10752	3372	
	10752	3372	
TISSUE WRAPPING PAPER	LB		4192
400 U STATES	7842	3160	
	7842	3160	
VEGETABLE PARCHMENT PAPER	LB		4193
100 U KINGDOM	2593	540	
400 U STATES	9727	3319	
	12320	3859	
WRAPPING PAPER KRAFT	LB		4195
400 U STATES	510755	54352	
	510755	54352	
WRAPPING PAPER OILED COATED	LB		4196
400 U STATES	133539	19540	
	133539	19540	
WRAPPING PAPER ALL KINDS N O P	LB		4197
100 U KINGDOM	13113	4378	
400 U STATES	40115	8126	
	53228	12504	
DUPLEX BACKING PAPER	LB		4198
400 U STATES	55379	24794	
	55379	24794	
IMITATION PARCHMENT WRAPPING	LB		4199
400 U STATES	13437	2694	
	13437	2694	
WRAPPER SHEETS AND HEADS	LB		4200
400 U STATES	10616	1350	
	10616	1350	
BOND AND LEDGER PAPERS UNCUT	LB		4201
400 U STATES	62945	19712	
	62945	19712	
ENVELOPES	M		4202
100 U KINGDOM	72	552	
400 U STATES	1263	7651	
	1335	8203	
ONION SKIN AND MANIFOLD PAPER	LB		4203
100 U KINGDOM	3628	1528	
335 GERMANY W	2240	924	
400 U STATES	71276	70802	
	77144	73254	
BOXED PAPER AND PAPETERIES	LB		4204
100 U KINGDOM	568	789	
400 U STATES	20037	13889	
	20605	14678	
HAND MADE PAPER 40 C OR OVER	LB		4205
100 U KINGDOM	568	520	
	568	520	
WASTE PAPER	CWT		4209
224 JAMAICA	532	373	
400 U STATES	97553	181779	
	98085	182152	
ELECTRIC CABLE INSULATING PAPER	LB		4210
100 U KINGDOM	1040	221	
400 U STATES	228555	105890	
	229595	106111	
PHOTOGRAPHERS PAPERS			4211
100 U KINGDOM		7369	
306 BELGIUM		40076	
335 GERMANY W		22401	
400 U STATES		201528	
		271374	
BLOTTING PAPER NOT PRINTED	LB		4212
100 U KINGDOM	260	102	
400 U STATES	50900	13185	
	51160	13287	
CIGARETTE PAPER UNGUMMED	LB		4213
400 U STATES	181916	82280	
	181916	82280	
CIGARETTE PAPER GUMMED ROLLS	LB		4214
CIGARETTE PAPERS IN PACKETS	M		4215
327 FRANCE	337	5031	
400 U STATES	501	5511	
	838	10542	
CREPE PAPER DECORATIVE ROLLS	LB		4216
400 U STATES	3830	1616	
	3830	1616	
GUMMED PAPER	LB		4217
400 U STATES	102353	57509	
	102353	57509	
HANGINGS OR WALL PAPER	LB		4218
100 U KINGDOM	10631	1929	
347 JAPAN	344	420	
400 U STATES	35622	15067	
	46597	17416	
PAPER FOR SHOT SHELLS GUN WADS	LB		4219
400 U STATES	46408	11535	
	46408	11535	

IMPORTS INTO CANADA FOR CONSUMPTION

61

Articles and Countries from which Imported	MONTH OF JANUARY 1956		Class Number
	Quantities	Values (\$)	
PAPIERMACHE WARE N O P 347 JAPAN 400 U STATES	LB 1003 987 1990	456 532 988	4220
PAPER DECALCOMANIA 100 U KINGDOM 400 U STATES	LB 3281 8101 11382	1175 3462 4637	4222
PAPER MATRIX FOR PRINTING 400 U STATES	LB 81485 81485	31432 31432	4223
PAPER MATTING 347 JAPAN 400 U STATES	LB 1180 17343 18523	538 8582 9120	4224
PAPER PHOTO BARYTA COATED 100 U KINGDOM 400 U STATES	LB 7794 6057 13851	2510 1352 3862	4225
SHINGLES OF PAPER OR FELT 400 U STATES	LB 722215 722215	17713 17713	4226
ROOFING SHEATHING PAPER PREPRD 100 U KINGDOM 400 U STATES	LB 11200 974331 985531	624 49703 50327	4227
TISSUE PAPER N O P 100 U KINGDOM 305 AUSTRIA 306 BELGIUM 400 U STATES	LB 1417 328 2043 36415 40203	399 89 372 7729 8589	4228
TOILET PAPER 400 U STATES	LB 340062 340062	42204 42204	4229
TOWELS AND NAPKINS PLAIN 400 U STATES	LB 128020 128020	18951 18951	4230
WAXED STENCIL PAPER 100 U KINGDOM 305 AUSTRIA 400 U STATES	LB 66623 1625 6410 74658	61265 866 9794 71925	4231
ALL KINDS OF PAPER N O P 100 U KINGDOM 327 FRANCE 400 U STATES	LB 2682 1122 865044 868848	1110 426 191719 193255	4232
TISSUE PAPER FOR STENCILS	LB		4233
FACIAL TISSUES HANDKERCHIEFS 400 U STATES	LB 234862 234862	47798 47798	4234
PAPER NAPKINS N O P 100 U KINGDOM 400 U STATES	LB 1763 27873 29636	909 7140 8049	4235
CARBONIZING TISSUE PAPER 100 U KINGDOM 400 U STATES	LB 46130 91286 137416	32598 24017 56615	4236
CABLE INSULATING PAPER N O P 100 U KINGDOM 400 U STATES	LB 506 26242 27448	129 6298 6427	4237
CASH REGISTER PAPER 400 U STATES	LB 12978 12978	2414 2414	4238
FILTER PAPER 400 U STATES	LB 118938 118938	93131 93131	4239
TABULATING PAPER AND STOCK 400 U STATES	LB 457500 457500	47933 47933	4240
BAGS AND SACKS OF PAPER 100 U KINGDOM 335 GERMANY W 400 U STATES	LB 323 740 546520 547583	152 339 90385 90876	4241
PAPER PROTECTORS FOR PLANTS 100 U KINGDOM 400 U STATES		1020 5789 6809	4242
CONTAINERS PAPERBOARD N O P 100 U KINGDOM 327 FRANCE 335 GERMANY W 347 JAPAN 400 U STATES	LB 7894 1237 2123 2732 995828 1009814	4355 976 529 1078 277082 284020	4243
MILK BOTTLE CAPS OF PAPER 400 U STATES		1288 1288	4244

IMPORTS INTO CANADA FOR CONSUMPTION

Articles and Countries from which Imported	MONTH OF JANUARY 1956		Class Number
	Quantities	Values (\$)	
PAPER TUBES AND CONES FOR YARN	LB		4245
100 U KINGDOM	1173	396	
306 BELGIUM	1789	546	
335 GERMANY W	1185	454	
400 U STATES	31860	16191	
	36007	17587	
PAPER PATTERNS BOOT AND SHOE			4246
400 U STATES		4743	
		4743	
POCKET SPUTUM CUPS AND REFILLS			4247
400 U STATES		120	
		120	
TWINE OR YARN OF PAPER	LB		4248
400 U STATES	56350	13845	
	56350	13845	
WINDOW BLINDS OF PAPER			4251
MANUFACTURES OF PAPER N O P			4252
100 U KINGDOM		25165	
231 HONG KONG		223	
305 AUSTRIA		796	
306 BELGIUM		230	
327 FRANCE		506	
335 GERMANY W		2202	
347 JAPAN		6358	
354 NETHRLNDS		71	
359 NORWAY		156	
375 SWEDEN		192	
390 GERMANY E		104	
400 U STATES		460176	
		496179	
PAPER CORES	LB		4253
400 U STATES	282849	26312	
	282849	26312	
PAPER CUPS DISHES TABLEWARE			4254
100 U KINGDOM		146	
400 U STATES		45453	
		45599	
PAPER DOILIES AND LACE PAPER	LB		4255
100 U KINGDOM	5395	3217	
400 U STATES	37688	14584	
	43083	17801	
PAPER NOVELTIES FLOWERS GAMES			4256
100 U KINGDOM		1153	
335 GERMANY W		897	
347 JAPAN		24393	
352 MEXICO		653	
390 GERMANY E		5255	
400 U STATES		13826	
		46177	
PAPER PATTERNS N O P			4257
100 U KINGDOM		101	
400 U STATES		25145	
		25246	
SHIPPING CONTAINERS	LB		4258
400 U STATES	824564	107435	
	824564	107435	
TRAYS FOR PACKAGING APPLES	LB		4259
400 U STATES	2650	325	
	2650	325	
PAPER MATCHES			4260
344 ITALY		769	
400 U STATES		15079	
		15848	
ARTISTS PROOF ETCHINGS			4261
400 U STATES		248	
		248	
ADMIRALTY CHARTS MANUSCRIPTS			4262
400 U STATES		2185	
		2185	
BLUEPRINTS NOP AND HYDRO PLANS			4263
100 U KINGDOM		8339	
224 JAMAICA		4500	
327 FRANCE		1347	
400 U STATES		269672	
		283858	
MUSIC FOR MECHANICAL PIANOS			4264
400 U STATES		724	
		724	
MUSIC PRINTED			4265
100 U KINGDOM		1797	
327 FRANCE		379	
400 U STATES		23021	
		25197	
NEWSPAPER OR COMIC SECTIONS			4266
400 U STATES		66742	
		66742	
MAGAZINES NEWSPAPERS UNBOUND			4267
100 U KINGDOM		12320	
306 BELGIUM		4825	
327 FRANCE		36306	
344 ITALY		898	
347 JAPAN		109	
376 SWITZRLND		1521	

IMPORTS INTO CANADA FOR CONSUMPTION

63

Articles and Countries from which Imported	MONTH OF JANUARY 1956		Class Number
	Quantities	Values (\$)	
400 U STATES		2253059	
PHOTOGRAPHS NEWS ILLUSTRATION		2309038	
400 U STATES		2203	4268
PHOTOGRAPHS CHROMOS N O P		2203	
100 U KINGDOM		1774	4269
306 BELGIUM		200	
327 FRANCE		297	
335 GERMANY W		150	
344 ITALY		233	
347 JAPAN		5582	
352 MEXICO		238	
354 NETHRLNDS		105	
400 U STATES		182446	
		191025	
PHOTOGRAPHS FOR REPRODUCTION			4271
100 U KINGDOM		67	
400 U STATES		14790	
		14857	
TRANSFERS DECALCOMANIA			4272
100 U KINGDOM		546	
400 U STATES		21178	
		21724	
PAPER FOR DUPLICATING MACHINES	LB		4290
400 U STATES	48952	33998	
	48952	33998	
ADVERTISING AND PRINTED MATTER	LB		4291
100 U KINGDOM	32740	33243	
231 HONG KONG	160	205	
306 BELGIUM	265	288	
318 DENMARK	1186	323	
327 FRANCE	3788	3181	
335 GERMANY W	14477	12844	
344 ITALY	6622	3022	
354 NETHRLNDS	1286	1489	
359 NORWAY	33	79	
375 SWEDEN	1535	1593	
376 SWITZRLND	2302	2012	
400 U STATES	591577	583306	
	655971	641585	
PRINTED MATTER NOP			4292
100 U KINGDOM		1984	
335 GERMANY W		208	
344 ITALY		253	
347 JAPAN		957	
390 GERMANY E		4463	
400 U STATES		206065	
		213930	
CARDS FOR PLAYING	PACK		4293
100 U KINGDOM	1740	920	
400 U STATES	3529	2211	
	5269	3131	
HAND MADE DRAWINGS OR DESIGNS			4294
400 U STATES		5467	
		5467	
LABELS TAGS TICKETS			4295
100 U KINGDOM		3904	
318 DENMARK		65	
400 U STATES		89573	
		93542	
PICTORIAL POST CARDS FOLDERS	LB		4296
100 U KINGDOM	100	226	
231 HONG KONG	30	94	
327 FRANCE	256	695	
400 U STATES	62839	56405	
	63225	57420	
BIBLES PRAYER BOOKS HYMN BOOKS			4301
100 U KINGDOM		41160	
306 BELGIUM		26659	
327 FRANCE		14541	
335 GERMANY W		3890	
344 ITALY		1091	
354 NETHRLNDS		289	
365 POLAND		300	
389 IRELAND		168	
400 U STATES		150524	
		238622	
BLANK BOOKS RULED OR PLAIN			4302
100 U KINGDOM		298	
400 U STATES		342	
		640	
BOOKS OVER 12 YEARS OLD			4303
100 U KINGDOM		305	
400 U STATES		1385	
		1690	
TEXT BOOKS FOR SCHOOLS COLLEGE			4305
100 U KINGDOM		1086	
327 FRANCE		6718	
335 GERMANY W		461	
344 ITALY		367	
400 U STATES		239205	
		247837	
BOOKS NOVELS FICTION			4306
100 U KINGDOM		1202	
400 U STATES		7959	
		9161	

IMPORTS INTO CANADA FOR CONSUMPTION

Articles and Countries from which Imported	MONTH OF JANUARY 1956		Class Number
	Quantities	Values (\$)	
BOOKS SCIENCE FOR LIBRARIES			4307
100 U KINGDOM		11851	
306 BELGIUM		342	
327 FRANCE		2626	
335 GERMANY W		1058	
344 ITALY		157	
354 NETHRLNDS		212	
375 SWEDEN		742	
400 U STATES		403902	
		420890	
BOOKS GOVERNMENT ASSOCIATION			4308
100 U KINGDOM		2747	
327 FRANCE		7617	
335 GERMANY W		1255	
400 U STATES		13041	
		24660	
FREIGHT RATES FOR RAILWAYS			4309
100 U KINGDOM		168	
400 U STATES		2109	
		2277	
BOOKS PRINTED PERIODICALS NOP			4310
100 U KINGDOM		98097	
327 FRANCE		424	
335 GERMANY W		131	
354 NETHRLNDS		146	
376 SWITZRLND		64	
380 USSR		72	
400 U STATES		664948	
		763882	
BOOKS FOREIGN LANGUAGE			4311
100 U KINGDOM		1802	
231 HONG KONG		201	
304 ARGENTINA		78	
306 BELGIUM		17142	
326 FINLAND		55	
327 FRANCE		86566	
335 GERMANY W		1991	
344 ITALY		2043	
347 JAPAN		175	
376 SWITZRLND		143	
380 USSR		386	
400 U STATES		13087	
		123669	

IMPORTS INTO CANADA FOR CONSUMPTION

Articles and Countries from which Imported	MONTH OF JANUARY 1956		Class Number
	Quantities	Values (\$)	
<u>GROUP 5</u>			
<u>IRON AND ITS PRODUCTS</u>			
IRON ORE	TON		5001
309 BRAZIL	10587	108237	
350 LIBERIA	22579	272612	
400 U STATES	5620	30127	
	38786	410976	
FERRO TUNGSTEN	CWT		5010
100 U KINGDOM	112	24434	
	112	24434	
PIG IRON FOR AGRIC IMPLEMENTS	TON		5011
400 U STATES	65	4249	
	65	4249	
PIG IRON N O P	TON		5012
100 U KINGDOM	5	232	
234 AUSTRALIA	1125	69676	
	1130	69908	
FERRO MANG UNDER 1 PC SILICON	CWT		5013
327 FRANCE	1110	18988	
400 U STATES	7997	141579	
	9107	160567	
SILICO MANG OVER 1 PC SILICON	CWT		5014
FERRO SILICON	CWT		5015
400 U STATES	1190	15962	
	1190	15962	
ALLOYS N O P FOR MFR OF STEEL	CWT		5018
347 JAPAN	1102	18270	
400 U STATES	8387	215512	
	9489	233782	
BILLETS BESSEMER FOR TUBES	TON		5019
INGOTS COGGED BLOOMS SLABS NOP	TON		5020
100 U KINGDOM	2	922	
400 U STATES	39	2758	
	41	3680	
INGOTS NOT LESS THAN 3 CTS LB	TON		5021
400 U STATES	498	76372	
	498	76372	
INGOTS FOR FORGINGS INGOTS NOP	TON		5022
400 U STATES	178	16955	
	178	16955	
SPONGE IRON	TON		5024
400 U STATES	1	87	
	1	87	
CAST SCRAP	TON		5031
400 U STATES	4097	138065	
	4097	138065	
WROUGHT SCRAP	TON		5032
400 U STATES	57596	2687707	
	57596	2687707	
TIN PLATE SCRAP	TON		5033
400 U STATES	97	2454	
	97	2454	
AXLES FOR RAILWAY VEHICLES			5041
400 U STATES		5347	
		5347	
AXLES FOR VEHICLES N O P			5042
400 U STATES		83442	
		83442	
AXLES N O P			5043
400 U STATES		2605	
		2605	
CASTINGS FOR AGRIC IMPLEMENTS			5044
306 BELGIUM		16833	
400 U STATES		29690	
		46523	
INGOT MOULDS FOR STEEL			5045
400 U STATES		235259	
		235259	
MOULDS N O P			5046
400 U STATES		20610	
		20610	
CASTINGS MALLEABLE N O P	CWT		5047
400 U STATES	3547	76902	
	3547	76902	
CASTINGS NON MALLEABLE N O P	CWT		5048
100 U KINGDOM	10	192	
400 U STATES	4634	67987	
	4644	68179	
CASTINGS OF STEEL N O P	CWT		5049
327 FRANCE	503	8933	
400 U STATES	4555	109166	
	5058	118099	
FORGINGS N O P			5050
100 U KINGDOM		1111	
400 U STATES		124494	
		125605	
FORGINGS HOLLOW AND 20 TONS			5051
100 U KINGDOM		12933	

IMPORTS INTO CANADA FOR CONSUMPTION

Articles and Countries from which Imported	MONTH OF JANUARY 1956		Class Number
	Quantities	Values (\$)	
400 U STATES		61424	
PISTON RING CASTINGS ROUGH		74257	
100 U KINGDOM		1374	5052
400 U STATES		8369	
CASTINGS FOR RAILWAY VEHICLES		9743	
400 U STATES		8475	5054
TIRES STEEL ROUGH RAILWAY		8475	
100 U KINGDOM	CWT 8641	82262	5055
400 U STATES	364	3179	
	9005	85441	
FORGINGS FOR SURGICAL INSTR			5056
STEEL WHEELS FOR RAILWAYS			5057
100 U KINGDOM		406071	
400 U STATES		25192	
		431263	
FORGED GOLF CLUB HEADS			5058
400 U STATES		4349	
		4349	
SEMI FINISHED PISTON CASTINGS			5059
400 U STATES		1015	
		1015	
BARS BILLETS HOT ROLLED N O P			5071
400 U STATES	CWT 4764	17334	
	4764	17334	
BARS BILLETS COLD ROLLED N O P			5072
100 U KINGDOM	CWT 4103	30307	
305 AUSTRIA	22	1098	
306 BELGIUM	285	1427	
335 GERMANY W	5	122	
400 U STATES	22211	228608	
	26626	261562	
BARS BILLETS H R 4CTS AND OVER			5073
100 U KINGDOM	CWT 15159	106413	
305 AUSTRIA	27	718	
306 BELGIUM	3766	17186	
335 GERMANY W	449	2312	
347 JAPAN	87	906	
375 SWEDEN	227	6221	
400 U STATES	104709	763336	
	124424	897092	
BARS BILLETS HAMMERED N O P			5074
100 U KINGDOM	CWT 123	1358	
400 U STATES	59	1779	
	182	3137	
BARS HOT ROLLED FOR SHAFTING			5075
	CWT		
BARS SHEETS STRIP FOR SHOVELS			5076
	CWT		
BARS RODS FOR AGRIC IMPLEMENTS			5077
400 U STATES	CWT 41619	292836	
	41619	292836	
RAILWAY RAILS N O P			5078
100 U KINGDOM	TON 1616	136964	
306 BELGIUM	118	11078	
335 GERMANY W	85	7682	
400 U STATES	254	32020	
	2073	187744	
STEEL GROOVED TRAMWAY RAILS			5079
	TON		
BARS HOT R ROUNDS AND SQUARES			5081
100 U KINGDOM	CWT 1546	12181	
305 AUSTRIA	22	357	
400 U STATES	4708	31056	
	6276	43594	
RODS FOR HORSESHOE NAILS			5101
	CWT		
RODS FOR MANUFACTURE OF CHAIN			5102
400 U STATES	CWT 416	2558	
	416	2558	
RODS NOT OVER 375 IN FOR WIRE			5103
400 U STATES	CWT 3079	79683	
	3079	79683	
WELDING RODS OF ALL KINDS			5104
100 U KINGDOM	CWT 74	2980	
335 GERMANY W	34	3965	
400 U STATES	14030	316569	
	14138	323514	
BLANKS FOR MILLING CUTTERS			5111
400 U STATES	CWT 2	121	
	2	121	
STRIP HOT R 080 INCH OR LESS			5112
400 U STATES	CWT 76	378	
	76	378	
STRIP HOT R OVER 080 INCH			5113
400 U STATES	CWT 370	1519	
	370	1519	
STRIP COLD R 080 INCH OR LESS			5114
100 U KINGDOM	CWT 587	3930	
375 SWEDEN	685	21503	
400 U STATES	15010	197516	
	16282	222949	

IMPORTS INTO CANADA FOR CONSUMPTION

Articles and Countries from which Imported	MONTH OF JANUARY 1956		Class Number
	Quantities	Values (\$)	
STRIP COLD R OVER 080 INCH 100 U KINGDOM 400 U STATES	CWT 12 2147 2159	137 26541 26678	5115
STRIP HOT R FOR COLD ROLLING 400 U STATES	CWT 1308 1308	8330 8330	5116
STRIP FOR MANUFACTURE OF MATS	CWT		5117
STRIP COLD ROLLED FOR DOORS	CWT		5118
HOOP TAG METAL FOR LACES			5119
HOOP STEEL FOR COOPERAGE 100 U KINGDOM 400 U STATES	CWT 351 735 1086	3208 4933 8141	5120
PLATES 66 INCHES WIDE OR LESS 100 U KINGDOM 312 CHILE 327 FRANCE 400 U STATES	CWT 10874 6878 660 24799 43211	50518 33070 3762 123218 210568	5121
PLATES OVER 66 INS LESS 78 INS 100 U KINGDOM 335 GERMANY W 400 U STATES	CWT 8345 903 29807 39055	38617 4443 142522 185582	5122
PLATES FLANGED CURVED N O P 400 U STATES	CWT 4836 4836	74656 74656	5123
PLATES FOR BOILERS DIGESTERS 400 U STATES	CWT 9841 9841	65011 65011	5124
PLATES STEEL CHEQUER SURFACE 100 U KINGDOM 400 U STATES	CWT 1333 42597 43930	6966 244979 251945	5125
SHEETS OVER 080 INCH THICK N O P 400 U STATES	CWT 25961 25961	144008 144008	5126
SHEETS 080 INCH OR LESS N O P 100 U KINGDOM 400 U STATES	CWT 10114 152132 162246	65201 970280 1035481	5127
SHEET OR STRIP FOR TIN PLATE 400 U STATES	CWT 1084 1084	2952 2952	5128
SHEETS FOR MFR OF HOLLOW WARE 100 U KINGDOM 400 U STATES	CWT 141 26136 26277	1026 195155 196181	5129
SHEETS BLUE FOR HEATING APP	CWT		5130
SHEETS 07SSILICON FOR ELEC APP 400 U STATES	CWT 71619 71619	1100616 1100616	5131
SHEETS 5C PER POUND OR OVER 100 U KINGDOM 327 FRANCE 335 GERMANY W 347 JAPAN 400 U STATES	CWT 23415 1331 2936 12614 342811 383107	135558 10173 18187 72442 2277230 2513590	5132
SHEETS RUST PROOF OVER 5 CTS 100 U KINGDOM 375 SWEDEN 400 U STATES	CWT 2005 2 17342 19349	107213 346 731227 838786	5133
SHEETS CORRUGATED AND PEBBLED 100 U KINGDOM 400 U STATES	CWT 3780 13849 17629	39448 97261 136709	5134
SHEETS COATED WITH PAINT TAR 400 U STATES	CWT 25832 25832	249947 249947	5135
SHEETS COATED WITH ENAMEL 400 U STATES	CWT 205 205	5409 5409	5136
SHEETS COATED WITH TIN 100 U KINGDOM 400 U STATES	CWT 226 1747 1973	3493 14850 18343	5137
SHEETS COATED WITH METAL N O P 335 GERMANY W 400 U STATES	CWT 428 2479 2907	8354 53673 62027	5139
SHEETS COATED WITH ZINC N O P 100 U KINGDOM 306 BELGIUM 400 U STATES	CWT 1549 102 22821 24482	13306 1390 201724 216420	5140
SHEETS FOR COATING WITH METALS	CWT		5141
SHEETS SHAPED FOR AGRIC IMPL 400 U STATES	CWT 3527 3527	39831 39831	5142

IMPORTS INTO CANADA FOR CONSUMPTION

Articles and Countries from which Imported	MONTH OF JANUARY 1956		Class Number
	Quantities	Values (\$)	
SHEETS FOR MFR BUCKLE CLASPS 100 U KINGDOM 400 U STATES	CWT 30 835 865	1715 12341 14056	5143
SHEETS COLD ROLLED FOR HINGES 400 U STATES	CWT 94 94	2332 2332	5144
SHEETS FOR MFR OF SADDLERY	CWT		5145
SHEETS TEMPERED FOR SAWS 375 SWEDEN 400 U STATES	CWT 408 372 780	24575 22878 47453	5146
SHEETS NOT TEMPERED FOR SAWS 100 U KINGDOM 375 SWEDEN 400 U STATES	CWT 118 81 2947 3146	2459 4456 128573 135488	5147
SHEETS COLD ROLLED FOR PIPE 400 U STATES	CWT 17795 17795	117533 117533	5148
SKELP 14 INS OR LESS FOR PIPE 400 U STATES	CWT 171965 171965	837531 837531	5149
SKELP OVER 14 INS FOR PIPE 400 U STATES	CWT 15680 15680	84310 84310	5150
HOT R STRIP FOR MOTOR VEHICLES 400 U STATES	CWT 1131 1131	8311 8311	5151
WROUGHT OR PUDDLED IRON BILLET	CWT		5152
HOOP STRIP BESSEMER FOR HINGES	CWT		5153
PLATES 78 INCHES AND OVER 100 U KINGDOM 400 U STATES	CWT 35586 23415 59001	168175 111509 279684	5154
SHEETS COATED LEAD AND TIN 400 U STATES	CWT 25059 25059	200540 200540	5157
ANGLES BEAMS 35 LBS OR OVER 100 U KINGDOM 306 BELGIUM 327 FRANCE 335 GERMANY W 400 U STATES	CWT 14841 19859 7839 1621 368624 412784	72066 95101 36375 7672 2103042 2314256	5161
ANGLES BEAMS N O P 100 U KINGDOM 306 BELGIUM 327 FRANCE 347 JAPAN 400 U STATES	CWT 1666 46893 2406 802 186423 238190	9524 220521 11968 4841 1266032 1512886	5162
ANGLES DRILLED 100 U KINGDOM 335 GERMANY W 400 U STATES	CWT 448 158 12855 13461	9267 2033 83460 94760	5163
BEAMS UNDER 5 1 HALF LB PER YD 400 U STATES	CWT 14057 14057	80469 80469	5164
MASTS ANGLES PLATES FOR SHIPS 100 U KINGDOM 306 BELGIUM 335 GERMANY W 400 U STATES	CWT 4871 818 4141 32358 42188	27037 3759 25672 184862 241330	5165
SASH OR CASEMENT SECTIONS 100 U KINGDOM 306 BELGIUM 400 U STATES	CWT 407 447 8116 8970	2674 2986 61754 67414	5166
SHAPES 35 LBS PER YARD OR OVER 100 U KINGDOM 306 BELGIUM 400 U STATES	CWT 278 8208 39873 48359	1405 42023 269392 312820	5167
SILL SECTIONS FOR RAILWAY CARS	CWT		5168
PIPE CAST 5 CTS PER LB OR LESS 100 U KINGDOM	CWT 26146 26146	86252 86252	5181
PIPE CAST N O P 100 U KINGDOM 335 GERMANY W 400 U STATES	CWT 4640 153 965 5758	27548 1071 19014 47633	5182
PIPE TUBES FOR BOILERS 100 U KINGDOM 335 GERMANY W 400 U STATES	CWT 6657 773 13100 20530	73515 14370 327657 415542	5183
PIPE BEDSTEAD BRASS TRIMMINGS	CWT		5184

IMPORTS INTO CANADA FOR CONSUMPTION

69

Articles and Countries from which Imported	MONTH OF JANUARY 1956		Class Number
	Quantities	Values (\$)	
PIPE WROUGHT 2 ONE HALF INCHES 100 U KINGDOM 400 U STATES	CWT 1 694	110 7807	5185
	695	7917	
PIPE SEAMLESS 5 CTS PER LB NOP 100 U KINGDOM 375 SWEDEN 400 U STATES	CWT 747 16 26354	44144 1286 547915	5186
	27117	593345	
PIPE WROUGHT OVER 10 1 HALF IN 400 U STATES	CWT 11801	149756	5187
	11801	149756	
PIPE WROUGHT LESS 10 1 HALF IN 100 U KINGDOM 306 BELGIUM 327 FRANCE 335 GERMANY W 400 U STATES	CWT 14057 131 1312 819 44975	100620 1411 9496 6441 488954	5188
	61294	606922	
TUBES WROUGHT COATED HALF INCH 400 U STATES	CWT 661	27861	5190
	661	27861	
PIPE WROUGHT N O P 100 U KINGDOM 335 GERMANY W 376 SWITZRLND 400 U STATES	CWT 6 32 1 10385	362 820 79 152903	5191
	10424	154164	
PIPE FITTINGS COUPLINGS N O P 100 U KINGDOM 347 JAPAN 400 U STATES		22171 36877 437561	5192
		496609	
PIPE SEAMLESS COLD DR POLISHED 100 U KINGDOM 400 U STATES	CWT 69 6 75	11787 395 12182	5193
TUBING STEEL FOR FISHING RODS	CWT		5194
CASING GAS WATER OR OIL WELL 100 U KINGDOM 306 BELGIUM 327 FRANCE 335 GERMANY W 344 ITALY 347 JAPAN 400 U STATES	CWT 68155 2579 9711 1415 7425 113592 131020 333897	596084 20780 77942 15330 53067 951260 1264094 2978557	5195
PIPE FITTINGS WELDING TYPE 100 U KINGDOM 335 GERMANY W 400 U STATES		11968 4255 107363	5196
		123586	
PIPE FOR WELDING TYPE FITTINGS 400 U STATES	CWT 3133	48670	5197
	3133	48670	
WIRE BARBED FENCING 100 U KINGDOM 306 BELGIUM 335 GERMANY W	CWT 4870 3370 7840 16080	40119 22303 48561 110983	5201
WIRE FLAT QUARTER INCH OR LESS 400 U STATES	CWT 299	6729	5203
	299	6729	
WIRE ZINC COATED 100 U KINGDOM 306 BELGIUM 347 JAPAN 400 U STATES	CWT 1781 1631 268 3369 7049	17513 11118 1606 48541 78778	5204
WIRE COATED NOP OR COVERED 100 U KINGDOM 306 BELGIUM 400 U STATES	CWT 41 7 481 529	4540 166 18000 22706	5205
WIRE ROPE FOR RIGGING SHIPS	CWT		5206
WIRE ROPE CABLE NOP IRON STEEL 100 U KINGDOM 306 BELGIUM 335 GERMANY W 347 JAPAN 354 NETHRLNOS 400 U STATES	CWT 2935 111 1022 51 1741 3081 8941	63386 1647 12963 660 25837 55440 159933	5207
WIRE FOR UPHOLSTERY SPRINGS 400 U STATES	CWT 9372	86642	5208
	9372	86642	
WIRE FOR CORSET STEELS 100 U KINGDOM 400 U STATES	CWT 60 199 259	2432 9078 11510	5209
WIRE FOR MFR OF WIRE ROPE 100 U KINGDOM 335 GERMANY W 400 U STATES	CWT 29361 743 17641 47745	318412 11737 239153 569302	5210

IMPORTS INTO CANADA FOR CONSUMPTION

Articles and Countries from which Imported	MONTH OF JANUARY 1956		Class Number
	Quantities	Values (\$)	
WIRE AND WIRE ROPE COM FISHING 100 U KINGDOM		10777	5211
		10777	
WIRE FOR MFR CARD CLOTHING 100 U KINGDOM 400 U STATES	CWT 12 34 46	466 2110 2576	5212
WIRE ROPE CABLE STEEL USED 400 U STATES	CWT 1738 1738	9546 9546	5213
WIRE OF IRON OR STEEL N O P 100 U KINGDOM 306 BELGIUM 318 DENMARK 335 GERMANY W 347 JAPAN 375 SWEDEN 400 U STATES	CWT 987 1215 5 12 510 368 26209 30006	11024 12448 172 702 2899 9140 324652 361037	5214
WIRE FENCING NOT LESS 080 INCH 100 U KINGDOM 335 GERMANY W 400 U STATES		7176 4069 4735 15980	5215
WIRE FENCING WOVEN N O P 100 U KINGDOM 305 AUSTRIA 335 GERMANY W 400 U STATES		1233 4513 776 4556 11078	5216
NETTING FOR FUR FARMS 100 U KINGDOM		432 432	5217
WIRE SCREENS DOORS WINDOWS 100 U KINGDOM 335 GERMANY W 400 U STATES		9852 1408 11028 22288	5218
WIRE MESH IN ACETATE FILM 100 U KINGDOM 400 U STATES		3891 3784 7675	5219
WIRE CLOTH 100 U KINGDOM 335 GERMANY W 347 JAPAN 354 NETHRLNDS 400 U STATES		1450 8264 29878 258 23642 63492	5220
WIRE NETTING 100 U KINGDOM 306 BELGIUM 335 GERMANY W 347 JAPAN 400 U STATES		9411 11111 9197 13794 17430 60943	5221
WIRE RUSTPROOF FOR FISHING 400 U STATES		210 210	5222
WIRE ROPE FOR WELL DRILLING 100 U KINGDOM 400 U STATES		3201 4598 7799	5223
WELDED WIRE FABRIC REINFORCING 100 U KINGDOM 306 BELGIUM 400 U STATES	CWT 152 563 7080 7795	1427 3562 84653 89642	5224
CABLE CHAIN FOR SHIPS 100 U KINGDOM 400 U STATES	CWT 493 53 546	9428 696 10124	5231
COIL CHAIN 9 EIGHTHS AND OVER 100 U KINGDOM 354 NETHRLNDS 400 U STATES	CWT 33 11 206 250	1032 161 5335 6528	5232
COIL CHAIN UNDER 9 EIGHTHS IN 100 U KINGDOM 335 GERMANY W 400 U STATES	CWT 469 107 480 1056	7207 1754 12898 21859	5233
SPROCKET CHAIN FOR AGRIC IMPL 335 GERMANY W 400 U STATES		19962 123159 143121	5234
SILENT CHAIN ROLLER CHAIN 100 U KINGDOM 335 GERMANY W 400 U STATES		40703 1379 139165 181247	5235
CHAINS N O P 100 U KINGDOM 335 GERMANY W 376 SWITZRLND 400 U STATES		10391 4724 1116 112085 128316	5236

IMPORTS INTO CANADA FOR CONSUMPTION

71

Articles and Countries from which Imported	MONTH OF JANUARY 1956		Class Number
	Quantities	Values (\$)	
DIESEL ENGINE PARTS N O P			5240
100 U KINGDOM		68044	
327 FRANCE		424	
335 GERMANY W		5414	
344 ITALY		254	
354 NETHRLNDS		135	
375 SWEDEN		1518	
376 SWITZRLND		3323	
400 U STATES		1026929	
		1106041	
BOILERS AND PARTS N O P			5241
100 U KINGDOM		1005	
400 U STATES		260514	
		261519	
AUTOMOBILE ENGINES AND PARTS	NO		5242
100 U KINGDOM	3	33253	
305 AUSTRIA		418	
335 GERMANY W		37917	
400 U STATES	763	489554	
	766	561142	
ENGINES DIESEL SEMI DIESEL	NO		5243
100 U KINGDOM	192	134173	
335 GERMANY W	11	15157	
347 JAPAN	10	5395	
400 U STATES	193	732190	
	406	886915	
ENGINES GAS MARINE AND PARTS	NO		5244
100 U KINGDOM	1	1138	
400 U STATES	42	44241	
	50	45379	
ENGINES MOTOR TRUCK AND PARTS	NO		5245
100 U KINGDOM	36	74731	
335 GERMANY W	20	3794	
400 U STATES	760	686743	
	816	765268	
ENGINES FISHING BOAT AND PARTS	NO		5246
400 U STATES	10	11651	
	10	11651	
PARTS OF AIRCRAFT ENGINES			5248
100 U KINGDOM		276518	
400 U STATES		1263834	
		1540352	
OUTBOARD MOTORS AND PARTS	NO		5250
100 U KINGDOM	5	368	
400 U STATES	651	333285	
	656	333653	
ENGINES UP TO 1 AND 1 HALF HP	NO		5251
100 U KINGDOM	25	179	
400 U STATES	157	5226	
	182	5405	
ENGINES GAS N O P AND PARTS	NO		5252
100 U KINGDOM		1695	
327 FRANCE		250	
400 U STATES	11933	873993	
	11933	875938	
ENGINES STEAM N O P AND PARTS	NO		5253
100 U KINGDOM	1	1800	
400 U STATES	25	65790	
	26	67590	
FIRE ENGINES MACHINES AND PIS	NO		5254
100 U KINGDOM		392	
400 U STATES	28	49991	
	28	50383	
LOCOMOTIVES RAILWAY N O P	NO		5255
400 U STATES	2	13930	
	2	13930	
LOCOMOTIVE CHASSIS TOPS WHEELS			5256
100 U KINGDOM		4129	
400 U STATES		96382	
		100511	
LOCOMOTIVES SAWMILL MINING	NO		5257
100 U KINGDOM		5013	
400 U STATES	12	132599	
	12	137612	
ENGINES AIRCRAFT UP TO 200 HP	NO		5258
400 U STATES	23	23202	
	23	23202	
ENGINES AIRCRAFT 201 TO 500 HP	NO		5259
400 U STATES	21	60186	
	21	60186	
ENGINES AIRCRAFT 501 TO 1000HP	NO		5260
400 U STATES	6	40750	
	6	40750	
ENGINES AIRCRAFT OVER 1000 HP	NO		5261
400 U STATES	56	1001661	
	56	1001661	
CREAM SEPARATOR PARTS			5290
100 U KINGDOM		2514	
318 DENMARK		305	
326 FINLAND		3233	
375 SWEDEN		2148	
400 U STATES		5351	
		13551	
CREAM SEPARATORS	NO		5292
326 FINLAND	1	1817	
335 GERMANY W	6	3406	

IMPORTS INTO CANADA FOR CONSUMPTION

Articles and Countries from which Imported	MONTH OF JANUARY 1956		Class Number
	Quantities	Values (\$)	
375 SWEDEN	1263	76453	
400 U STATES	576	107695	
MILK CLARIFIERS AND PARTS	1846	189371	
326 FINLAND		4030	5293
375 SWEDEN		4545	
MILKING MACHINES AND PARTS		8575	
375 SWEDEN		141	5294
400 U STATES		72516	
PASTEURIZERS DAIRY AND PARTS		72657	
100 U KINGDOM	NO		5295
400 U STATES	4	21032	
POWER DAIRY MACHINERY	5	16632	
100 U KINGDOM	9	37664	5296
335 GERMANY W		2448	
376 SWITZRLND		1057	
400 U STATES		820	
FORKS PRONGED		122858	
100 U KINGDOM	DOZ	127183	5301
335 GERMANY W	5	88	
400 U STATES	233	1524	
HARVESTERS AND PARTS	605	13328	
100 U KINGDOM	843	14940	5302
400 U STATES	NO		
HAY LOADERS AND PARTS		1410	
400 U STATES	18	234400	
HAY TEDDERS AND PARTS	18	235810	
400 U STATES	NO		5303
HAY TEDDERS AND PARTS	22	16483	
MOWING MACHINES AND PARTS	22	16483	
100 U KINGDOM	NO		5304
400 U STATES		279	
POTATO DIGGERS PLANTERS PARTS	273	157911	
400 U STATES	273	158190	
RAKES HORSE OR POWER AND PARTS	NO		5306
400 U STATES	131	38930	
RAKES N O P	131	38930	
335 GERMANY W	NO		5307
400 U STATES	794	220669	
REAPERS AND PARTS	794	220669	
SCYTHES	DOZ		5308
305 AUSTRIA	73	139	
400 U STATES	887	12355	
SICKLES OR REAPING HOOKS	960	12494	
100 U KINGDOM	NO		5309
400 U STATES	DOZ		5310
CULTIVATORS SCUFFLERS AND PTS	283	5369	
100 U KINGDOM	1105	13866	
400 U STATES	1388	19235	
DRILLS SEED SEEDERS AND PARTS	DOZ		5311
100 U KINGDOM	42	307	
400 U STATES	35	286	
HARROWS DISC AND PARTS	77	593	
HARROWS AND PARTS N O P		56	5321
400 U STATES		229758	
HOES		229814	
100 U KINGDOM		1216	5322
400 U STATES		151152	
PLOUGHS DISC AND PARTS		152368	
400 U STATES		148206	5323
PLOUGHS AND PARTS N O P		148206	
400 U STATES		29778	5324
ROLLERS FARM OR LAWN AND PARTS		29778	
400 U STATES	DOZ		5325
FANNING MILL PEAVINERS AND PTS	5	89	
400 U STATES	651	9305	
HARVESTER COMBINES AND PARTS	656	9394	
100 U KINGDOM		106475	5326
207 UN SO AFR		106475	
327 FRANCE		1029	5327
400 U STATES		1957	
ROLLERS FARM OR LAWN AND PARTS		135	
400 U STATES		142055	
FANNING MILL PEAVINERS AND PTS		145176	
400 U STATES	ND		5328
HARVESTER COMBINES AND PARTS	47	3864	
100 U KINGDOM	47	3864	
207 UN SO AFR	NO		5331
327 FRANCE	53	12694	
400 U STATES	53	12694	
HARVESTER COMBINES AND PARTS	NO		5332
100 U KINGDOM		545	
400 U STATES	134	1260998	
	134	1261543	

IMPORTS INTO CANADA FOR CONSUMPTION

73

Articles and Countries from which Imported	MONTH OF JANUARY 1956		Class Number
	Quantities	Values (\$)	
THRESHING MACHINE SEPARATORS	NO		5333
THRESHING MACHINE PARTS			5334
400 U STATES		29390	
		29390	
ELECT GENERATORS FARM AND PTS			5342
400 U STATES		8637	
		8637	
FODDER FEED CUTTERS AND PARTS	NO		5343
400 U STATES	32	11656	
	32	11656	
FRUIT VEGETABLE GRADING MACH			5344
100 U KINGDOM		206	
400 U STATES		31053	
		31259	
GRAIN HAY GRINDERS AND PARTS	NO		5345
400 U STATES	386	72012	
	386	72012	
HAY PRESSES AND PARTS	NO		5346
100 U KINGDOM		24096	
400 U STATES	712	969537	
	712	993633	
MANURE SPREADERS AND PARTS	NO		5350
400 U STATES	446	157089	
	446	157089	
POST HOLE DIGGERS AND PARTS	NO		5352
400 U STATES	12	869	
	12	869	
SPADES AND SHOVELS N O P	DOZ		5353
100 U KINGDOM	367	4336	
335 GERMANY W	12	154	
347 JAPAN	695	7872	
400 U STATES	251	3785	
	1325	16147	
SPRAYING AND DUSTING MACHINES			5354
100 U KINGDOM		3891	
335 GERMANY W		1149	
376 SWITZRLND		437	
400 U STATES		194970	
		200447	
STUMPING MACHINES AND PARTS	NO		5355
TRACTION DITCHING MACH AND PTS	NO		5356
400 U STATES	2	22942	
	2	22942	
TRACTORS INTERNAL COMBUSTION	NO		5357
100 U KINGDOM	65	104516	
400 U STATES	2692	7788736	
	2757	7893252	
TRACTOR PARTS AND ACCESSORIES			5358
100 U KINGDOM		69720	
327 FRANCE		383	
335 GERMANY W		864	
381 ALASKA		799	
400 U STATES		4515215	
		4586981	
WINDMILLS AND PARTS			5361
400 U STATES		82	
		82	
PRUNING HOOKS SHEARS DEHORERS			5362
100 U KINGDOM		1568	
335 GERMANY W		1967	
344 ITALY		6361	
400 U STATES		10899	
		20795	
AGRIC IMPLEMENTS NOP AND PARTS			5363
100 U KINGDOM		756	
400 U STATES		628257	
		629013	
KNIVES AND FORKS TABLE			5371
100 U KINGDOM		16529	
318 DENMARK		565	
327 FRANCE		1097	
335 GERMANY W		4778	
344 ITALY		192	
347 JAPAN		44198	
352 MEXICO		77	
354 NETHRLNDS		82	
375 SWEDEN		1485	
400 U STATES		31856	
		100859	
POCKET KNIVES			5372
100 U KINGDOM		17188	
335 GERMANY W		14056	
347 JAPAN		1818	
354 NETHRLNDS		225	
375 SWEDEN		106	
376 SWITZRLND		192	
400 U STATES		6643	
		40228	
RAZORS N O P AND PARTS			5373
100 U KINGDOM		272	
335 GERMANY W		408	
400 U STATES		17498	
		18178	

IMPORTS INTO CANADA FOR CONSUMPTION

Articles and Countries from which Imported	MONTH OF JANUARY 1956		Class Number
	Quantities	Values (\$)	
SAFETY RAZOR BLADES	D O Z		5374
100 U KINGDOM	432	66	
335 GERMANY W	23749	1731	
400 U STATES	134682	6855	
	158863	8652	
SCISSORS AND SHEARS N O P			5375
100 U KINGDOM		15175	
216 PAKISTAN		714	
335 GERMANY W		37149	
344 ITALY		4076	
347 JAPAN		100	
400 U STATES		35768	
		92282	
OTHER KNIVES N O P			5376
100 U KINGDOM		7729	
327 FRANCE		564	
335 GERMANY W		10837	
347 JAPAN		186	
375 SWEDEN		1051	
400 U STATES		5859	
		26226	
SPOONS			5377
100 U KINGDOM		817	
318 DENMARK		250	
335 GERMANY W		1278	
344 ITALY		126	
347 JAPAN		14057	
375 SWEDEN		307	
400 U STATES		15576	
		32411	
KNIVES BUTCHER AND KITCHEN			5378
100 U KINGDOM		20183	
327 FRANCE		1982	
335 GERMANY W		4794	
344 ITALY		514	
347 JAPAN		2337	
400 U STATES		24020	
		53830	
HINGES AND BUTTS	LB		5381
100 U KINGDOM	18727	3451	
335 GERMANY W	7292	3207	
347 JAPAN	52329	8080	
375 SWEDEN	3304	845	
400 U STATES	76729	51093	
	158381	66676	
CUT NAILS	CWT		5391
100 U KINGDOM	34	302	
400 U STATES	110	4995	
	144	5297	
RAILWAY SPIKES AND SPIKES NOP	CWT		5392
400 U STATES	15	198	
	15	198	
TACKS ALL KINDS N O P	LB		5393
400 U STATES	1244	1064	
	1244	1064	
WIRE NAILS OVER ONE INCH	CWT		5394
100 U KINGDOM	23	175	
306 BELGIUM	550	7705	
347 JAPAN	21200	128154	
400 U STATES	984	15488	
	22757	151522	
NAILS AND BRADS N O P	LB		5395
100 U KINGDOM	4629	1137	
347 JAPAN	167	335	
400 U STATES	15448	4479	
	20244	5951	
HAND SEWING NEEDLES			5400
100 U KINGDOM		2502	
400 U STATES		1256	
		3758	
SPRING BEARD AND LATCH NEEDLES	M		5401
100 U KINGDOM	252	8517	
317 CZECHO S	5	175	
327 FRANCE	5	207	
335 GERMANY W	25	437	
376 SWITZRLND	1	106	
400 U STATES	756	19607	
	1044	22049	
NEEDLES N O P			5402
100 U KINGDOM		15649	
306 BELGIUM		2041	
317 CZECHO S		286	
327 FRANCE		156	
335 GERMANY W		7537	
344 ITALY		680	
347 JAPAN		2149	
400 U STATES		19856	
		48354	
PINS N D P	LB		5403
100 U KINGDOM	22536	13384	
327 FRANCE	4	52	
335 GERMANY W	2196	1255	
347 JAPAN	363	500	
400 U STATES	54106	39611	
	79205	54802	

IMPORTS INTO CANADA FOR CONSUMPTION

Articles and Countries from which Imported	MONTH OF JANUARY 1956		Class Number
	Quantities	Values (\$)	
PINS FOR MARKING SYSTEMS 400 U STATES	LB 1399	2266	5404
NUTS AND BOLTS WASHERS RIVETS 100 U KINGDOM 306 BELGIUM 327 FRANCE 335 GERMANY W 344 ITALY 347 JAPAN 354 NETHRLNDS 375 SWEDEN 400 U STATES	LB 237255 80555 84332 10993 43425 23054 35148 3501 1361104	38500 8335 9014 4548 3436 3129 9051 4055 558793	5411
MACHINE AND OTHER SCREWS N O P 100 U KINGDOM 306 BELGIUM 335 GERMANY W 344 ITALY 376 SWITZRLND 400 U STATES		8292 3103 75 66 61 168417 180014	5412
WOOD SCREWS OF IRON OR STEEL 100 U KINGDOM 335 GERMANY W 347 JAPAN 375 SWEDEN 376 SWITZRLND 400 U STATES		3239 1543 1939 1886 62 5900 14569	5413
FISH HOOKS COMMERCIAL 347 JAPAN 359 NORWAY		90 3454 3544	5421
HARWARE N O P 100 U KINGDOM 317 CZECHO S 335 GERMANY W 347 JAPAN 400 U STATES		19669 1179 1531 1573 253385 277337	5422
LOCKS OF IRON OR STEEL 100 U KINGDOM 335 GERMANY W 400 U STATES		2632 1241 64606 68479	5423
SKATES ICE 100 U KINGDOM 400 U STATES	PR 8238 15	12150 161	5425
SKATES ROLLER 400 U STATES	PR 8253 2458	12311 4891	5426
CARPET SWEEPERS 400 U STATES	NO 1944	3880	5441
CLEANERS ELECTRIC VACUUM 100 U KINGDOM 318 DENMARK 354 NETHRLNDS 400 U STATES	NO 2127 28 331 3847	40242 865 7476 159957 208540	5442
CLEANERS HANO VACUUM AND PARTS 100 U KINGDOM 354 NETHRLNDS 375 SWEDEN 400 U STATES		46952 72 73 173184 220281	5443
CLOTHES WRINGERS DOMESTIC 400 U STATES		41897	5444
SEWING MACHINES DOMESTIC 100 U KINGDOM 335 GERMANY W 344 ITALY 347 JAPAN 376 SWITZRLNO 400 U STATES	NO 3070 596 685 2355 330 3545	53030 44616 38955 34917 21554 168811 361883	5445
SEWING MACH ATTACHMNTS DOMESTIC 100 U KINGDOM 335 GERMANY W 376 SWITZRLND 400 U STATES		4639 129 2620 37075 44463	5446
SEWING MACHINE PARTS DOMESTIC 100 U KINGDOM 318 DENMARK 327 FRANCE 335 GERMANY W 347 JAPAN 376 SWITZRLND 390 GERMANY E 400 U STATES		30809 175 755 1922 350 346 139 55882 90378	5447

IMPORTS INTO CANADA FOR CONSUMPTION

Articles and Countries from which Imported	MONTH OF JANUARY 1956		Class Number
	Quantities	Values (\$)	
CLOTHES DRYERS DOMESTIC ELECTRIC 400 U STATES	NO 1400	192505	5448
WATER PUMPS DOMESTIC 100 U KINGDOM 400 U STATES	NO 167 334	1028 11626 12654	5449
WASHING MACHINES ELECTRIC 400 U STATES	NO 2691	339578	5450
WASHING MACH POWER NOT ELECT	NO		5451
WASHING MACH HANO OPERATED	NO		5452
WASHING MACHINE PARTS 100 U KINGDOM 400 U STATES		535 309602 310137	5453
IRONERS DOMESTIC ELECTRIC 400 U STATES	NO 124	9859	5454
ARTICLES FOR SMELTING IRON 400 U STATES	124	9859	5461
BLOWERS SMELTING APPARATUS 376 SWITZRLND 400 U STATES		67302 67302 132 29907 30039	5462
BUODLES VANNERS SLIME TABLES 400 U STATES		268 268	5463
CAR LOADING MACHINES COAL 400 U STATES		706 706	5464
CHOCK RELEASE APPARATUS			5465
COAL HEADING MACHINES 400 U STATES		2278 2278	5466
MINERS LAMPS AND ACCESSORIES 100 U KINGDOM 375 SWEDEN 400 U STATES		2874 1218 37244 41336	5467
AMALGAM SAFES ORE SAMPLERS 100 U KINGDOM 400 U STATES		601 63938 64539	5468
SUNDRY METALLURGICAL APPARATUS 100 U KINGDOM 400 U STATES		66514 195202 261716	5469
DIAMOND DRILLS CORE DRILLS 100 U KINGDOM 400 U STATES		40725 97208 137933	5470
MINE LOADING MACH CONVEYORS 100 U KINGDOM 375 SWEODEN 400 U STATES		90419 11869 741266 843554	5471
MINE HOISTS NOT MADE IN CANADA			5472
MACHINERY ALLUVIAL MINING 381 ALASKA 400 U STATES		71 166175 166246	5473
MACHINERY ORE HANOLING			5474
MACHINERY ORE CONCENTRATION 100 U KINGDOM 400 U STATES		3810 159078 162888	5475
MACHINERY METAL REFINING 400 U STATES		7397 7397	5476
ORE CRUSHERS GRINOING MILLS 100 U KINGDOM 335 GERMANY W 400 U STATES		6689 110 175161 181960	5477
COAL CUTTERS AUGERS DRILLS 100 U KINGDOM 400 U STATES		375 58333 58708	5478
POWER DRIVEN PUMPS FOR MINES			5479
PUMPS PREC METAL EXTRACTION 400 U STATES		88410 88410	5480
ROCK ORILLS ANO PARTS 100 U KINGDOM 335 GERMANY W 375 SWEODEN	NO 10 1	5211 260 34482	5481

IMPORTS INTO CANADA FOR CONSUMPTION

Articles and Countries from which Imported	MONTH OF JANUARY 1956		Class Number
	Quantities	Values (\$)	
400 U STATES	26	149060	
WELL DRILLING MACHINERY	37	189013	
100 U KINGDOM		27330	5482
335 GERMANY W		2301	
400 U STATES		6370147	
ADDING MACHINES AND PARTS	NO	6399778	
100 U KINGDOM	35	4074	5500
335 GERMANY W	135	7484	
344 ITALY	122	17446	
375 SWEDEN	75	8393	
390 GERMANY E	8	880	
400 U STATES	274	133409	
BOOKKEEPING MACHINES AND PARTS	649	171686	
100 U KINGDOM	NO	76814	5501
335 GERMANY W	38	10212	
344 ITALY	365	90454	
376 SWITZRLND	54	9606	
400 U STATES	627	1142673	
CASH REGISTERS	1178	1329759	
359 NORWAY		837	5502
375 SWEDEN		14242	
400 U STATES		12512	
CASH REGISTER PARTS		27591	
375 SWEDEN		81	5503
400 U STATES		108418	
DICTATING MACHINES AND PARTS		108499	
100 U KINGDOM		86417	5504
318 DENMARK		1972	
376 SWITZRLND		545	
400 U STATES		142420	
TYPEWRITERS		231354	
100 U KINGDOM	NO	48949	5505
327 FRANCE	894	1366	
335 GERMANY W	39	1101	
344 ITALY	20	217	
375 SWEDEN	7	4424	
376 SWITZRLND	53	5279	
381 ALASKA	94	186	
400 U STATES	1	133056	
TYPEWRITER PARTS	1422	194578	
100 U KINGDOM	2530	10584	5506
327 FRANCE		1454	
335 GERMANY W		1099	
344 ITALY		143	
354 NETHRLNDS		48	
375 SWEDEN		58	
376 SWITZRLND		58	
400 U STATES		264363	
MACHINERY 412A PAPER WORKING		277807	
100 U KINGDDM		31591	5511
327 FRANCE		6750	
335 GERMANY W		81762	
354 NETHRLNDS		284	
376 SWITZRLND		546	
400 U STATES		1085452	
MACHINERY 412A CELLULOSE		1206385	
400 U STATES		624	5512
NEWSPAPER PRESSES AND PARTS		624	
100 U KINGDDM	NO	792	5513
400 U STATES	2	102221	
FLAT BED CYL PRESSES AND PARTS	2	103013	
400 U STATES	NO	30084	5514
PRINTING PRESSES N O P AND PTS	4	30084	
100 U KINGDOM	NO	89868	5515
317 CZECHO S	278	6744	
318 DENMARK	4	1934	
327 FRANCE	40	30493	
335 GERMANY W	1	121964	
354 NETHRLNDS	19	4060	
375 SWEDEN	1	1501	
376 SWITZRLND	30	14411	
400 U STATES	2	385929	
TYPECASTING MACHINES AND PARTS	395	656904	
100 U KINGDOM	770	399	5516
400 U STATES		205464	
TYPEMAKING ACCESSORIES AND PTS		205863	
100 U KINGDOM		213	5517
400 U STATES		3021	
SHOVELS POWER NOT MADE CANADA		3234	
400 U STATES	NO	312721	5518
	67	312721	

IMPORTS INTO CANADA FOR CONSUMPTION

Articles and Countries from which Imported	MONTH OF JANUARY 1956		Class Number
	Quantities	Values (\$)	
SHOVELS POWER KIND MADE CANADA	NO		5519
100 U KINGDOM	2	25972	
400 U STATES	40	762954	
	42	788926	
SHOVELS POWER PARTS OF			5520
100 U KINGDOM		13270	
400 U STATES		483880	
		497150	
AIR COMPRESSING MACH AND PARTS			5521
100 U KINGDOM		41505	
318 DENMARK		1327	
335 GERMANY W		186	
375 SWEDEN		18320	
376 SWITZRLND		1046	
400 U STATES		651932	
		714316	
BAKERY MACHINERY AND PARTS			5522
100 U KINGDOM		30319	
305 AUSTRIA		1675	
318 DENMARK		1722	
335 GERMANY W		349	
344 ITALY		307	
400 U STATES		189127	
		223499	
BOX END MACHINERY AND PARTS			5523
COAL CARBONIZING MACH AND PTS			5524
400 U STATES		361	
		361	
SEWING MACHINES INDUSTRIAL	NO		5525
100 U KINGDOM	3	3705	
318 DENMARK	1	1524	
335 GERMANY W	308	33411	
400 U STATES	384	182018	
	696	220658	
CLAY PRODUCTS MACH AND PARTS			5526
400 U STATES		8262	
		8262	
COAL COKE AND GAS MACH AND PTS			5527
400 U STATES		197642	
		197642	
WASTE RECOVERY MACH AND PARTS			5528
400 U STATES		44287	
		44287	
COAL HANDLING MACHINES AND PTS			5529
400 U STATES		6002	
		6002	
CONCRETE MIXING MACH AND PARTS	NO		5530
354 NETHRLNDS	1	463	
400 U STATES	16	88758	
	17	89221	
ROCK DRILL BITS	NO		5531
375 SWEDEN	2955	34141	
400 U STATES	9776	47337	
	12731	81478	
DENTAL ENGINES ELECTRIC	NO		5532
100 U KINGDOM	3	418	
400 U STATES	5	2180	
	8	2598	
DIES FOR STAMPING METAL PLATES			5533
HAND FIRE EXTINGUISHERS			5534
100 U KINGDOM		597	
400 U STATES		112568	
		113165	
FERTILIZER MACHINERY AND PARTS			5535
100 U KINGDOM		10717	
318 DENMARK		6293	
375 SWEDEN		131	
400 U STATES		2281	
		19422	
FISH PREPARING MACH AND PARTS			5536
335 GERMANY W		318	
400 U STATES		406	
		724	
REFRIGERATING MACH AND PARTS			5537
100 U KINGDOM		12609	
318 DENMARK		425	
400 U STATES		685059	
		698093	
LAWN MOWERS POWER AND PARTS	NO		5538
100 U KINGDOM	476	17079	
400 U STATES	1539	116886	
	2015	133965	
LAWN MOWERS N O P	NO		5539
100 U KINGDOM	5947	43834	
400 U STATES	1629	22048	
	7576	65882	
LEATHER MACHINERY AND PARTS			5540
400 U STATES		15429	
		15429	
LOGGING MACHINERY AND PARTS			5541
100 U KINGDOM		3963	
375 SWEDEN		463	
400 U STATES		1064497	
		1068923	

IMPORTS INTO CANADA FOR CONSUMPTION

79

Articles and Countries from which Imported	MONTH OF JANUARY 1956		Class Number
	Quantities	Values (\$)	
METAL DRILLING MACH AND PARTS			5542
100 U KINGDOM		43203	
335 GERMANY W		14615	
344 ITALY		5918	
375 SWEDEN		445	
400 U STATES		55	
		293797	
		358033	
METAL GRINDING MACH AND PARTS			5543
100 U KINGDOM		19680	
317 CZECHO S		3023	
318 DENMARK		4074	
335 GERMANY W		22882	
375 SWEDEN		2120	
376 SWITZRLND		93	
400 U STATES		506498	
		558370	
METALWORKING LATHES AND PARTS			5544
100 U KINGDOM		155863	
335 GERMANY W		48689	
344 ITALY		4456	
376 SWITZRLND		588	
400 U STATES		367323	
		576919	
METAL MILLING MACHINES AND PTS			5545
100 U KINGDOM		32009	
318 DENMARK		4475	
335 GERMANY W		18672	
344 ITALY		12061	
376 SWITZRLND		14214	
400 U STATES		165973	
		247404	
METALWORKING PLANERS AND PARTS			5546
400 U STATES		49111	
		49111	
METALWORKING PRESSES AND PARTS			5547
100 U KINGDOM		7674	
335 GERMANY W		7961	
344 ITALY		1956	
375 SWEDEN		2048	
400 U STATES		324213	
		343852	
METAL ROLLING MILL MCH AND PTS			5548
400 U STATES		71569	
		71569	
METAL SHAPERS SLOTTERS AND PTS			5549
100 U KINGDOM		6553	
335 GERMANY W		4904	
344 ITALY		1767	
375 SWEDEN		1094	
376 SWITZRLND		3277	
400 U STATES		190357	
		207952	
METALWORKING MCH N O P AND PTS			5550
100 U KINGDOM		37723	
306 BELGIUM		159	
335 GERMANY W		15842	
376 SWITZRLND		30801	
400 U STATES		1087021	
		1171546	
MOTION PICTURE PROJECTORS			5551
100 U KINGDOM		1494	
327 FRANCE		505	
335 GERMANY W		418	
347 JAPAN		83	
400 U STATES		196432	
		198932	
CRANES ETC NOT MADE IN CANADA	NO		5552
100 U KINGDOM	1	2648	
400 U STATES	80	278207	
	81	280855	
CRANES ETC KIND MADE IN CANADA	NO		5553
100 U KINGDOM	14	26871	
359 NORWAY	1	1107	
400 U STATES	402	560670	
	417	588648	
CRANES HOISTS ETC NOP PARTS OF			5554
100 U KINGDOM		22296	
359 NORWAY		163	
375 SWEDEN		2950	
400 U STATES		182250	
		207659	
OZONE GENERATORS AND PARTS			5555
400 U STATES		371	
		371	
PAPER MILL MACHINES AND PARTS			5556
100 U KINGDOM		255645	
335 GERMANY W		8351	
375 SWEDEN		2912	
400 U STATES		985242	
		1252150	
PULP MILL MACHINES AND PARTS			5557
327 FRANCE		21810	
400 U STATES		145264	
		167074	

IMPORTS INTO CANADA FOR CONSUMPTION

Articles and Countries from which Imported	MONTH OF JANUARY 1956		Class Number
	Quantities	Values (\$)	
POWER PUMPS N O P AND PARTS	NO		5558
100 U KINGDOM	108	80501	
335 GERMANY W		1403	
375 SWEDEN	6	3681	
376 SWITZRLND	1	412	
400 U STATES	3069	767390	
	3184	853387	
RIFLE MAKING MACHINERY			5559
400 U STATES		149489	
		149489	
ROAD MAKING MACHINERY AND PTS			5560
100 U KINGDOM		11171	
400 U STATES		242854	
		254025	
TRENCH AND DITCH MACH AND PTS			5561
400 U STATES		1829	
		1829	
ROLLERS STREET ROAD AND PARTS	NO		5562
100 U KINGDOM		119	
400 U STATES	8	42964	
	8	43083	
ROLLS CAST FOR ROLLING STEEL			5563
400 U STATES		145875	
		145875	
SAWMILL MACHINERY AND PARTS			5564
335 GERMANY W		26224	
400 U STATES		50327	
		76551	
SCRAPERS RAILWAY OR ROAD			5565
400 U STATES		135182	
		135182	
SHOE MACHINERY AND PARTS			5566
100 U KINGDOM		2931	
318 DENMARK		2843	
335 GERMANY W		5169	
400 U STATES		76715	
		87658	
ROLLS CAST FOR ROLLING PAPER			5567
100 U KINGDOM		2555	
400 U STATES		76242	
		78797	
STAVE MAKING MACH AND PARTS			5568
400 U STATES		142	
		142	
STREET CLEANING MACH AND PARTS			5569
400 U STATES		124937	
		124937	
BEET SUGAR MACHINERY AND PARTS			5570
100 U KINGDOM		85	
400 U STATES		6722	
		6807	
VENEER DRYING MACHINES AND PTS			5571
400 U STATES		63320	
		63320	
WATER METERS N O P AND PARTS	NO		5572
100 U KINGDOM		1150	
400 U STATES	4	4441	
	4	5591	
WATER TURBINES AND PARTS			5573
100 U KINGDOM		3563	
400 U STATES		2449	
		6012	
WIRE STITCHER STAPLERS AND PTS			5574
100 U KINGDOM		5059	
335 GERMANY W		3639	
375 SWEDEN		4717	
400 U STATES		91974	
		105389	
YARN CORD FABRIC MACH AND PTS			5575
100 U KINGDOM		373894	
306 BELGIUM		10851	
317 CZECHO S		4971	
327 FRANCE		543	
335 GERMANY W		16807	
376 SWITZRLND		11652	
400 U STATES		1419378	
		1838096	
ALL MACHINERY N O P AND PARTS			5576
100 U KINGDOM		624792	
306 BELGIUM		233	
318 DENMARK		7001	
326 FINLAND		50	
327 FRANCE		12741	
335 GERMANY W		135585	
344 ITALY		14735	
347 JAPAN		381	
354 NETHRLNDS		418	
375 SWEDEN		60597	
376 SWITZRLND		5242	
400 U STATES		7442792	
		8304567	
CIGARETTE CIGAR MACH AND PARTS			5577
100 U KINGDOM		17089	
400 U STATES		17853	
		34942	

IMPORTS INTO CANADA FOR CONSUMPTION

Articles and Countries from which Imported	MONTH OF JANUARY 1956		Class Number
	Quantities	Values (\$)	
VENEER OR PLYWOOD MACH AND PTS 400 U STATES		57278	5578
PURIFIERS FOR FISH OILS 400 U STATES		288	5579
FORGED STEEL ROLLS 100 U KINGDOM 400 U STATES		25819 83930 109749	5580
FIXED METERS GAUGES FOR LIQUID 335 GERMANY W 400 U STATES		308 58013 58321	5581
AIR CONDITIONING APPARATUS NOP 100 U KINGDOM 335 GERMANY W 400 U STATES		16946 915 563612 581473	5582
DIES IN THE ROUGH 400 U STATES		7301 7301	5583
BOTTLING MACHINES AND PARTS 400 U STATES		117260 117260	5584
BULLDOZERS EARTHMOVERS AND PTS 100 U KINGDOM 400 U STATES	N0 4 242 246	7621 1506094 1513715	5585
CONVEYING EQUIPMENT AND PARTS 100 U KINGDOM 327 FRANCE 354 NETHRLNDS 375 SWEDEN 400 U STATES		18387 12120 831 570 728765 760673	5586
POWER JACKS AND PARTS 100 U KINGDOM 375 SWEDEN 400 U STATES	N0 20 170 4263 4453	2012 1262 103478 106752	5587
STONE CRUSHING MACH AND PARTS 100 U KINGDOM 400 U STATES		2971 412769 415740	5588
WOODWORKING MACH AND PARTS NOP 100 U KINGDOM 306 BELGIUM 318 DENMARK 327 FRANCE 335 GERMANY W 375 SWEDEN 400 U STATES		33329 133 7667 3012 10714 9232 353924 418011	5589
AIR CONDITIONERS ROOM SIZE 100 U KINGDOM 400 U STATES	N0 54 189 243	1577 32002 33579	5590
SPRINGS FOR SURGICAL TRUSSES	LB		5591
SPRINGS FOR RAILWAY VEHICLES 100 U KINGDOM 400 U STATES		190 431 621	5592
SPRINGS FOR OTHER VEHICLES 400 U STATES		1658 1658	5593
SPRINGS FOR FURNITURE 400 U STATES		23845 23845	5594
SPRINGS FOR CLOCKS			5595
BATHS BATHTUBS IRON OR STEEL 335 GERMANY W 400 U STATES		3576 21707 25283	5600
BASINS CLOSETS SINKS 100 U KINGDOM 400 U STATES		7156 120848 128004	5601
CONTAINERS TINPLATE FOR FOOD 400 U STATES		47906 47906	5602
CONTAINERS TINPLATE N O P 100 U KINGDOM 400 U STATES		665 167128 167793	5603
HOLLOW WARE ENAMELLED IRON 100 U KINGDOM 318 DENMARK 335 GERMANY W 375 SWEDEN 400 U STATES		3120 450 50 223 30680 34523	5604
HOLLOW WARE IRON N O P 100 U KINGDOM		740	5605

IMPORTS INTO CANADA FOR CONSUMPTION

Articles and Countries from which Imported	MONTH OF JANUARY 1956		Class Number
	Quantities	Values (\$)	
318 DENMARK		106	
335 GERMANY W		188	
347 JAPAN		17766	
354 NETHRLNDS		112	
375 SWEDEN		112	
400 U STATES		308837	
KITCHEN DAIRY HOLLOW WARE TIN		327861	5606
335 GERMANY W		567	
400 U STATES		14306	
		14873	
MFRS OF TIN AND TINPLATE N O P			5607
100 U KINGDOM		6846	
335 GERMANY W		1449	
400 U STATES		187747	
ANVILS AND VISES		196042	5621
100 U KINGDOM		13868	
335 GERMANY W		234	
347 JAPAN		218	
376 SWITZRLND		330	
400 U STATES		16133	
AUGERS BITS AND DRILLS		30783	5622
100 U KINGDOM		73966	
234 AUSTRALIA		5434	
305 AUSTRIA		384	
327 FRANCE		1154	
335 GERMANY W		22273	
347 JAPAN		2580	
354 NETHRLNDS		2471	
375 SWEDEN		6257	
400 U STATES		103910	
AXES	DOZ	218429	5623
100 U KINGDOM	88	1376	
335 GERMANY W	25	358	
375 SWEDEN	217	2435	
400 U STATES	83	1524	
	413	5693	
FILES N O P AND RASPS	DOZ		5624
100 U KINGDOM	2672	8485	
376 SWITZRLND	19	134	
400 U STATES	8186	25794	
	10877	34413	
HACK SAW BLADES			5625
100 U KINGDOM		8284	
335 GERMANY W		1087	
354 NETHRLNDS		106	
400 U STATES		15794	
		25271	
SAWS N O P			5626
100 U KINGDOM		4153	
335 GERMANY W		9008	
347 JAPAN		259	
375 SWEDEN		20048	
376 SWITZRLNO		219	
400 U STATES		34850	
		68537	
WRENCHES			5627
100 U KINGDOM		1771	
335 GERMANY W		31933	
347 JAPAN		759	
375 SWEDEN		2708	
376 SWITZRLND		312	
400 U STATES		171615	
		209098	
ADZES CLEAVERS HATCHETS PLANES			5628
100 U KINGDOM		16074	
305 AUSTRIA		340	
335 GERMANY W		15356	
344 ITALY		286	
347 JAPAN		560	
375 SWEDEN		2759	
400 U STATES		92697	
		128072	
ENGINEERS PRECISION TOOLS			5629
100 U KINGDOM		26805	
305 AUSTRIA		717	
317 CZECHO S		2853	
318 DENMARK		533	
335 GERMANY W		37902	
347 JAPAN		7346	
375 SWEDEN		2306	
376 SWITZRLNO		21450	
400 U STATES		474983	
		574895	
TOOLS N O P			5630
100 U KINGDOM		33139	
234 AUSTRALIA		59	
305 AUSTRIA		368	
318 DENMARK		275	
335 GERMANY W		20797	
347 JAPAN		13279	
375 SWEDEN		4687	
376 SWITZRLND		72	

IMPORTS INTO CANADA FOR CONSUMPTION

Articles and Countries from which Imported	MONTH OF JANUARY 1956		Class Number
	Quantities	Values (\$)	
400 U STATES		478685	
FILES MANICURE		551361	5631
100 U KINGDOM		80	
335 GERMANY W		524	
400 U STATES		3175	
TOOLS FOR USE IN MACHINES		3779	5632
100 U KINGDOM		40782	
306 BELGIUM		1752	
318 DENMARK		90	
327 FRANCE		1939	
335 GERMANY W		16657	
344 ITALY		120	
375 SWEDEN		3192	
376 SWITZRLNO		832	
400 U STATES		476016	
AUTOMOBILES FREIGHT NEW		541380	5641
100 U KINGDOM	NO		
335 GERMANY W	20	43178	
400 U STATES	177	183845	
	810	3062805	
	1007	3289828	
AUTOS PASS NEW UNDER 1200 DOL	NO		5642
100 U KINGDOM	1079	1119341	
335 GERMANY W	1053	805304	
400 U STATES	3	3426	
	2135	1928071	
AUTOS PASS NEW 1200 TO 21000 DOL	NO		5643
100 U KINGDOM	129	168172	
335 GERMANY W	32	41475	
400 U STATES	1113	1976252	
	1274	2185899	
AUTOS PASS NEW N O P	NO		5644
100 U KINGDOM	17	64727	
335 GERMANY W	10	21298	
400 U STATES	2029	5512888	
	2056	5598913	
MOTOR OMNIBUSES NEW	NO		5645
335 GERMANY W	13	14995	
400 U STATES	18	86353	
	31	101348	
PARTS OF MOTOR BUS BODIES 438 I			5646
100 U KINGDOM		4148	
335 GERMANY W		6089	
400 U STATES		308936	
		319173	
AXLES BRAKES CLUTCHES TRUCK			5648
100 U KINGDOM		5199	
335 GERMANY W		10167	
400 U STATES		1624886	
		1640252	
AUTOMOBILE PARTS N O P			5650
100 U KINGDOM		337819	
234 AUSTRALIA		159	
327 FRANCE		2222	
335 GERMANY W		176379	
347 JAPAN		126	
354 NETHRLNOS		830	
381 ALASKA		200	
400 U STATES		15834793	
		16352528	
BICYCLES N O P	NO		5651
100 U KINGDOM	6522	126111	
335 GERMANY W	112	1247	
347 JAPAN	2	54	
400 U STATES	273	3673	
	6909	131085	
BICYCLE PARTS			5652
100 U KINGDOM		32781	
335 GERMANY W		1817	
347 JAPAN		1310	
400 U STATES		2020	
		37928	
CARS RAILWAY BOX AND FLAT	NO		5653
400 U STATES	1	3500	
	1	3500	
CARS RAILWAY PASSENGER	NO		5654
CARS RAILWAY TANK	NO		5655
400 U STATES	25	36400	
	25	36400	
CARS RAILWAY N O P	NO		5656
100 U KINGDOM	12	14167	
400 U STATES	8	66963	
	20	81130	
CARS RAILWAY PARTS OF			5657
100 U KINGDOM		4261	
400 U STATES		139866	
		144127	
MOTOR RAIL CARS AND PARTS	NO		5658
100 U KINGDOM	1	9501	
400 U STATES		31194	
	1	40695	
MOTOR CYCLES SIDE CARS AND PTS	NO		5660
100 U KINGDOM	33	24140	

IMPORTS INTO CANADA FOR CONSUMPTION

Articles and Countries from which Imported	MONTH OF JANUARY 1956		Class Number
	Quantities	Values (\$)	
305 AUSTRIA		296	
327 FRANCE	5	448	
335 GERMANY W	8	1577	
344 ITALY	2	1145	
400 U STATES	14	27553	
MOTOR VEHICLES N O P	62	55159	
100 U KINGDOM	NO		5661
314 COLOMBIA	20	27267	
335 GERMANY W	1	929	
400 U STATES	2	1279	
TRACTION ENGINES NOP AND PARTS	146	1250706	
TRICYCLES N O P	169	1280181	
335 GERMANY W	NO		5663
400 U STATES	8	79	
FRAMES FOR BICYCLES	1140	3994	
TRUCKS BODIES FOR STREET CARS	1148	4073	
FACTORY WAREHOUSE TRUCKS MOTOR	NO		5670
100 U KINGDOM	5	17141	
400 U STATES	85	355939	
FORK LIFT TRUCKS AND PARTS	90	373080	
100 U KINGDOM	NO		5674
400 U STATES	10	27806	
ROLLER BEARINGS AND PARTS NOP	162	682361	
100 U KINGDOM	172	710167	
305 AUSTRIA		55047	5680
306 BELGIUM		3329	
335 GERMANY W		213	
354 NETHRLNDS		14038	
375 SWEDEN		3616	
376 SWITZRLND		70431	
381 ALASKA		2756	
400 U STATES		76	
ANCHORS FOR VESSELS		463506	
100 U KINGDOM	CWT	613012	
400 U STATES	176	2732	5681
BALL AND ROLR BRNGS FOR AUTOS	108	4715	
100 U KINGDOM	284	7447	
335 GERMANY W		733	5682
375 SWEDEN		1445	
400 U STATES		5705	
BALLS ROLLERS FOR BEARINGS		228079	
327 FRANCE		235962	
335 GERMANY W		2060	5683
400 U STATES		4110	
BURNISHING BALLS		26835	
400 U STATES		33005	5684
BALL BEARINGS AND PARTS N O P		656	
100 U KINGDOM		656	
305 AUSTRIA		24819	5685
335 GERMANY W		1861	
375 SWEDEN		75960	
376 SWITZRLND		80219	
400 U STATES		16219	
BOTTLES STEEL FOR GAS		460987	
100 U KINGDOM		660065	5686
224 JAMAICA		12250	
227 BAHAMAS		152	
400 U STATES		400	
BAYONETS SWORDS FOILS MASKS		136374	
100 U KINGDOM		149176	
335 GERMANY W		365	5687
MATERIALS FOR CREAM SEPARATORS		842	
DRUMS CYLINDERS BARRELS TANKS		1207	5688
100 U KINGDOM		27318	
400 U STATES		257651	5690
FRAMES FOR PURSES RETICULES		284969	
100 U KINGDOM		7429	5691
306 BELGIUM		5252	
327 FRANCE		1169	
335 GERMANY W		10899	
344 ITALY		206	
400 U STATES		19227	
FURNITURE OF METAL		44182	
100 U KINGDOM		27475	5692
231 HONG KONG		156	
335 GERMANY W		1452	
375 SWEDEN		1388	

IMPORTS INTO CANADA FOR CONSUMPTION

Articles and Countries from which Imported	MONTH OF JANUARY 1956		Class Number
	Quantities	Values (\$)	
376 SWITZRLND		115	
381 ALASKA		182	
400 U STATES		694763	
MATERIALS FOR BUOYS		725531	
400 U STATES		9309	5693
GOLF SHAFTS OF SEAMLESS STEEL		9309	
100 U KINGDOM		21202	5694
400 U STATES		713	
MATERIALS FOR RIFLES		21915	5695
METAL PARTS FOR SHOTGUNS			5696
GUN BARRELS ROUGH BORED			5697
100 U KINGDOM		1546	
GUNS RIFLES AIR GUNS FIREARMS		1546	
100 U KINGDOM		3140	5698
335 GERMANY W		1749	
400 U STATES		16351	
GUNS NOT MADE IN CANADA		21240	
100 U KINGDOM		6012	5699
305 AUSTRIA		263	
306 BELGIUM		3996	
335 GERMANY W		644	
344 ITALY		2149	
372 SPAIN		3003	
375 SWEDEN		2290	
400 U STATES		80807	
KNIFE FORK SCISSORS BLANKS		99164	
400 U STATES		12611	5700
METAL PARTS LOOSELEAF BINDERS		12611	
100 U KINGDOM		3971	5701
400 U STATES		34234	
MAGIC LANTERNS AND SLIDES		38205	
100 U KINGDOM		626	5702
335 GERMANY W		564	
383 HAWAII		500	
400 U STATES		68912	
PRESSED STEEL BELT PULLEYS		70602	
100 U KINGDOM		2685	5703
400 U STATES		12515	
RAILWAY TIES FISH PLATES IRON		15200	
100 U KINGDOM	CWT 1836	9859	5704
306 BELGIUM	111	666	
335 GERMANY W	83	465	
400 U STATES	1978	13008	
RAILWAY INTERSECTION LAYOUTS	4008	23998	
400 U STATES		5189	5705
SAFES AND DOORS FOR VAULTS		5189	
100 U KINGDOM		4380	5706
359 NORWAY		1148	
400 U STATES		137373	
SCALES BALANCES WEIGHING BEAMS		142901	
100 U KINGDOM		12941	5707
335 GERMANY W		8285	
354 NETHRLNDS		1967	
375 SWEDEN		2321	
376 SWITZRLND		11819	
400 U STATES		190504	
STEEL WOOL		227837	
400 U STATES		14612	5708
LATH OF IRON OR STEEL		14612	
100 U KINGDOM	CWT 156	1998	5709
347 JAPAN	33	402	
400 U STATES	1334	18630	
VALVES IRON OR STEEL N O P		1523	
100 U KINGDOM		21211	5713
318 DENMARK		1040	
335 GERMANY W		1258	
354 NETHRLNDS		17418	
400 U STATES		730214	
MANUFACTURES OF IRDN STEEL NOP		771141	
100 U KINGDOM		314341	5714
231 HONG KONG		1422	
306 BELGIUM		8978	
318 DENMARK		250	
327 FRANCE		2778	
335 GERMANY W		35383	
344 ITALY		17125	
347 JAPAN		21293	

IMPORTS INTO CANADA FOR CONSUMPTION

Articles and Countries from which Imported	MONTH OF JANUARY 1956		Class Number
	Quantities	Values (\$)	
352 MEXICO		520	
354 NETHRLNDS		7897	
359 NORWAY		65	
375 SWEDEN		35632	
376 SWITZRLNO		6192	
381 ALASKA		68	
400 U STATES		5290890	
		5742834	
COOKING STOVES COAL OR WOOD	NO		5715
100 U KINGDOM	88	8494	
400 U STATES	21	1275	
	109	9769	
COOKING STOVES ELEC OVER 2500L	NO		5716
400 U STATES	1957	226211	
	1957	226211	
COOKING STOVES GAS OVER 10 DOL	NO		5717
400 U STATES	1034	92566	
	1034	92566	
COOKING STOVES OIL OVER 10 DOL	NO		5718
400 U STATES	17	1330	
	17	1330	
FURNACES DOMESTIC HOT WATER			5719
400 U STATES		43253	
		43253	
FURNACES DOMESTIC WARM AIR	NO		5720
400 U STATES	1755	254501	
	1755	254501	
OIL BURNERS	NO		5721
400 U STATES	212	31895	
	212	31895	
RADIATORS CAST IRON	SQ FT		5722
400 U STATES	2366	1183	
	2366	1183	
ELECTRIC COOKING APPARATUS NOP			5723
100 U KINGDOM		8611	
344 ITALY		733	
376 SWITZRLND		558	
400 U STATES		156222	
		166124	
HEATING COOKING APPARATUS NOP			5724
100 U KINGDOM		7678	
375 SWEDEN		63	
400 U STATES		261379	
		269120	
PARTS HEATING AND COOKING APP			5725
100 U KINGDOM		605	
400 U STATES		950488	
		951093	
OVENS COMMERCIAL BAKERY			5726
100 U KINGDOM		8402	
400 U STATES		22287	
		30689	
GAS STOVE THERMOSTATS LIGHTERS			5727
400 U STATES		11036	
		11036	
HEATERS OIL 20 DOLLARS OR OVER	NO		5728
100 U KINGDOM	2	135	
400 U STATES	1274	56412	
	1276	56547	
METAL STAMPINGS FOR BATHTUBS	CWT		5729
400 U STATES	6462	114854	
	6462	114854	
INDUSTRIAL FURNACES AND PARTS			5730
100 U KINGDOM		9939	
400 U STATES		265182	
		275121	
RANGE OIL BURNERS	NO		5731
400 U STATES	354	12578	
	354	12578	
WATER HEATER PARTS			5733
100 U KINGDOM		254	
400 U STATES		31276	
		31530	
WATER HEATERS GAS	NO		5734
335 GERMANY W	40	1808	
400 U STATES	1307	78902	
	1347	80710	
WATER HEATERS ELECTRIC	NO		5735
100 U KINGDOM	304	2181	
400 U STATES	769	44058	
	1073	46239	
WATER HEATERS N O P	NO		5736
100 U KINGDOM	11	824	
400 U STATES	219	13243	
	230	14067	

IMPORTS INTO CANADA FOR CONSUMPTION

Articles and Countries from which imported	MONTH OF JANUARY 1956		Class Number
	Quantities	Values (\$)	
GROUP 6			
NONFERROUS METALS AND PRODUCTS			
ALUMINA N O P	CWT		6001
100 U KINGDOM	56	785	
356 SURINAM	137934	143928	
400 U STATES	87836	122902	
	225826	267615	
BAUXITE ALUMINA FOR REFINING	CWT		6002
224 JAMAICA	9520	29559	
	9520	29559	
CRYOLITE OR KRYOLITE	CWT		6003
335 GERMANY W	22050	257400	
400 U STATES	240	3017	
	22290	260417	
ALUMINUM PIGS INGOTS BLOCKS	CWT		6004
100 U KINGDOM	800	19828	
400 U STATES	8215	252245	
	9015	272073	
ALUMINUM SCRAP	CWT		6005
400 U STATES	2785	58624	
	2785	58624	
ALUMINUM ANGLES CHANNELS BEAMS	CWT		6006
100 U KINGDOM	362	14293	
400 U STATES	1099	70092	
	1461	84385	
ALUMINUM BAR ROD AND WIRE RODS	CWT		6007
100 U KINGDOM	551	22322	
400 U STATES	599	34060	
	1150	56382	
ALUMINUM LEAF OR FOIL			6009
100 U KINGDOM		28719	
305 AUSTRIA		1154	
318 DENMARK		118	
400 U STATES		27536	
		57527	
ALUMINUM PIPES AND TUBES	CWT		6010
100 U KINGDOM	1154	55433	
335 GERMANY W	3	159	
400 U STATES	3121	169690	
	4278	225282	
ALUMINUM PLATES SHEETS STRIPS	CWT		6011
100 U KINGDOM	7341	269762	
306 BELGIUM	156	5939	
400 U STATES	3421	192086	
	10918	467787	
ALUMINUM POWDER AND PASTE	LB		6012
100 U KINGDOM	6525	1917	
400 U STATES	8512	5484	
	15037	7401	
ALUMINUM WIRE AND CABLE	CWT		6013
100 U KINGDOM	3	192	
400 U STATES	47	7059	
	50	7251	
ALUMINUM HOUSEHOLD HOLLOW WARE			6014
100 U KINGDOM		1588	
344 ITALY		3371	
347 JAPAN		16076	
400 U STATES		63276	
		84311	
ALUMINUM MANUFACTURES N O P			6015
100 U KINGDOM		50374	
224 JAMAICA		245	
305 AUSTRIA		260	
306 BELGIUM		150	
327 FRANCE		221	
335 GERMANY W		1982	
344 ITALY		594	
347 JAPAN		4970	
354 NETHRLNDS		770	
375 SWEDEN		2103	
376 SWITZRLND		3057	
400 U STATES		869649	
		934375	
BRASS IN BLOCKS INGOTS OR PIGS	CWT		6021
BRASS SCRAP	CWT		6022
100 U KINGDOM	4	52	
400 U STATES	1019	33767	
	1023	33819	
BRASS IN BARS AND RODS	CWT		6023
400 U STATES	201	11712	
	201	11712	
BRASS IN STRIPS SHEETS PLATES	CWT		6024
100 U KINGDOM	674	29576	
400 U STATES	107	9117	
	781	38693	
BRASS TUBING	CWT		6025
100 U KINGDOM	233	14727	
335 GERMANY W	40	2863	
376 SWITZRLND	8	531	

IMPORTS INTO CANADA FOR CONSUMPTION

Articles and Countries from which Imported	MONTH OF JANUARY 1956		Class Number
	Quantities	Values (\$)	
400 U STATES	919	78477	
METAL CAPS FOR ELEC BATTERIES	1200	96598	
400 U STATES		1466	6026
BRASS CUPS FOR PAPER CARTRIDGE		1466	6027
BRASS OR BRONZE COIN LOCKS			6029
400 U STATES		426	
BRASS HAND PUMPS N O P		426	6030
400 U STATES		1409	
BRASS VALVES		1409	6031
100 U KINGDOM		9179	
318 DENMARK		7445	
335 GERMANY W		2739	
344 ITALY		7918	
347 JAPAN		2478	
354 NETHRLNDS		1829	
375 SWEDEN		9284	
400 U STATES		334454	
BRASS METERS AND PARTS		375326	6032
100 U KINGDOM		4488	
400 U STATES		32469	
BRASS WIRE N O P		36957	6033
100 U KINGDOM	LB	2787	
400 U STATES		13147	
BRASS WIRE CLOTH OR WOVEN WIRE		15934	6034
100 U KINGDOM		660	
335 GERMANY W		11717	
347 JAPAN		1916	
400 U STATES		8557	
BRASS MANUFACTURES N O P		22850	6035
100 U KINGDOM		65934	
215 INDIA		912	
231 HONG KONG		1864	
305 AUSTRIA		58	
306 BELGIUM		288	
317 CZECHOS		72	
318 DENMARK		752	
327 FRANCE		3344	
335 GERMANY W		3196	
344 ITALY		15324	
347 JAPAN		16545	
354 NETHRLNDS		1561	
375 SWEDEN		183	
376 SWITZRLND		1523	
389 IRELAND		416	
392 SYRIA		240	
400 U STATES		1094066	
BRASS WIRE FOR FOURORINIER		1206278	6036
COPPER IN BLOCKS PIGS INGOTS	CWT		6042
COPPER SCRAP	CWT		6043
400 U STATES		5574	
COPPER BARS FOR ELECTRIC WIRES		5574	6044
400 U STATES	CWT	3938	
COPPER IN BARS DR RODS N O P		3938	6046
400 U STATES	CWT	27	
COPPER IN STRIPS SHEETS PLATES		27	6047
400 U STATES	CWT	262	
COPPER TUBING		262	6048
100 U KINGDOM	CWT	612	
400 U STATES		616	
COPPER ROLLERS FOR WALL PAPER		1228	6049
100 U KINGDOM		293	
400 U STATES		1620	
COPPER WIRE N O P		1913	6050
400 U STATES	LB	25401	
COPPER WIRE CLOTH WOVEN WIRE		25401	6051
335 GERMANY W		178	
400 U STATES		644	
COPPER MANUFACTURES OF N O P		822	6052
100 U KINGDOM		1330	
305 AUSTRIA		69	
322 EGYPT		1478	
335 GERMANY W		1120	
347 JAPAN		701	
375 SWEDEN		419	
400 U STATES		96136	
		101253	

IMPORTS INTO CANADA FOR CONSUMPTION

Articles and Countries from which Imported	MONTH OF JANUARY 1956		Class Number	
	Quantities	Values (\$)		
LEAD IN PIGS AND BLOCKS	LB		6061	
100 U KINGDOM	22400	3252		
400 U STATES	2500	738		
		24900		
LEAD OLD AND SCRAP	LB		6062	
400 U STATES	8095	719		
		8095		
LEAD IN BARS AND SHEETS	LB		6063	
100 U KINGDOM	8510	1393		
400 U STATES	15726	3274		
		24236		
LEAD PIPE	LB		6064	
LEAD CAPSULES FOR BOTTLES			6065	
100 U KINGDOM		7839		
335 GERMANY W		5085		
		12924		
LEAD SHOT AND BULLETS	LB		6066	
100 U KINGDOM	594	224		
		594		
TEA LEAD	LB		6067	
LEAD MANUFACTURES N O P			6068	
100 U KINGDOM		6628		
400 U STATES		16130		
		22758		
RODS 90 PC NICKEL FOR WIRE	LB		6070	
NICKEL NICKEL SILVER IN INGOTS	LB		6071	
400 U STATES	177862	47483		
		177862		
NICKEL BARS RODS STRIPS SHEETS	LB		6072	
359 NORWAY	29945	19385		
400 U STATES	329925	333856		
		359870		
NICKEL SILVER BARS RODS STRIPS	LB		6073	
400 U STATES	2290	2031		
		2290		
NICKEL CHROMIUM IN BARS RODS	LB		6074	
NICKEL MANUFACTURES NOT PLATED			6075	
100 U KINGDOM		551		
354 NETHRLNDS		108		
375 SWEDEN		1175		
400 U STATES		27124		
		28958		
NICKEL AND PLATED HOLLOW WARE			6076	
NICKEL PLATED WARE N O P			6077	
100 U KINGDOM		16137		
305 AUSTRIA		137		
335 GERMANY W		14555		
347 JAPAN		5279		
354 NETHRLNDS		497		
372 SPAIN		500		
376 SWITZRLND		234		
400 U STATES		80503		
		117842		
ELECTRO PLATED WARE GILT WARE				6082
100 U KINGDOM		59312		
215 INDIA		135		
231 HONG KONG		466		
305 AUSTRIA		2880		
327 FRANCE		1048		
335 GERMANY W		26980		
344 ITALY		4452		
347 JAPAN		103409		
354 NETHRLNDS		148		
375 SWEDEN		688		
376 SWITZRLND		285		
400 U STATES		1084837		
		1284640		
GOLD SILVER SWEEPS GOLD FRINGE			6084	
327 FRANCE		1271		
400 U STATES		11259		
		12530		
GOLD SILVER DUTCH METAL LEAF			6085	
100 U KINGDOM		6402		
335 GERMANY W		659		
		4984		
		12045		
GOLD MANUFACTURES N O P			6086	
100 U KINGDOM		6820		
376 SWITZRLND		468		
400 U STATES		3467		
		10755		
PLATINUM PALLADIUM IRIIDIUM			6087	
100 U KINGDOM		2702246		
400 U STATES		12861		
		2715107		
PLATINUM CRUCIBLES			6088	
400 U STATES		19330		
		19330		
PLAT RETORT FOR SULPHURIC ACID			6089	
BLACK OXIDE COPPER FOR COLOURS	LB		6090	

IMPORTS INTO CANADA FOR CONSUMPTION

Articles and Countries from which Imported	MONTH OF JANUARY 1956		Class Number
	Quantities	Values (\$)	
SILVER UNMANUFACTURED	OZ		6091
400 U STATES	72	65	
	72	65	
COIN FOREIGN EXCEPT GOLD			6092
TOILET ARTICLES OF STERLING			6093
SILVER MANUFACTURES N O P			6094
100 U KINGDOM		21791	
318 DENMARK		379	
335 GERMANY W		375	
344 ITALY		160	
347 JAPAN		185	
359 NORWAY		141	
376 SWITZRLND		55	
400 U STATES		9995	
		33081	
TIN BLOCKS PIGS OR BARS	CWT		6101
218 MALAYA	112	10706	
306 BELGIUM	1120	115962	
354 NETHRLNDS	1792	179701	
400 U STATES	560	56228	
	3584	362597	
TIN FOIL	LB		6102
400 U STATES	3493	4868	
	3493	4868	
COLLAPSIBLE TUBES OF METAL			6103
400 U STATES		9298	
		9298	
ZINC SPELTER	CWT		6111
ZINC BLOCKS PIGS BARS PLATES	CWT		6112
400 U STATES	63	1800	
	63	1800	
ZINC STRIP AND SHEETS	CWT		6113
306 BELGIUM	134	2538	
400 U STATES	966	30621	
	1100	33159	
ZINC DUST	CWT		6115
100 U KINGDDM	940	14349	
400 U STATES	141	2626	
	1081	16975	
ZINC MANUFACTURES N O P			6116
100 U KINGDOM		3495	
335 GERMANY W		977	
400 U STATES		168889	
		173361	
ZINC SLUGS FOR DRY BATTERIES			6117
400 U STATES		25839	
		25839	
ALLOYS OF COPPER			6119
100 U KINGDOM		508	
335 GERMANY W		7586	
400 U STATES		21702	
		29796	
ALLOYS OF MAGNESIUM			6120
400 U STATES		30049	
		30049	
BABBITT METAL IN BLDCKS BARS	CWT		6121
100 U KINGDOM	23	893	
400 U STATES	17	1998	
	40	2891	
BRITANNIA METAL PIGS BLOCKS	CWT		6122
BRITANNIA METAL MANUFACTURES			6123
100 U KINGDOM		833	
400 U STATES		1265	
		2098	
CHROMIUM TUNGSTEN FOR ALLOYS	LB		6124
100 U KINGDOM	4480	13806	
335 GERMANY W	200	678	
400 U STATES	4698	25491	
	9378	39975	
ALLOY SLUGS CAST WITH DIAMONDS			6125
400 U STATES		1013	
		1013	
PHOSPHOR TIN PHOSPHOR BRONZE	LB		6126
100 U KINGDOM	86669	60011	
335 GERMANY W	25127	21597	
400 U STATES	10409	11674	
	122205	93282	
WATCHES OVER ONE JEWEL			6127
327 FRANCE		65	
335 GERMANY W		4442	
376 SWITZRLND		42509	
400 U STATES		1068	
		48084	
WATCHES ONE OR NO JEWEL			6128
375 SWEDEN		280	
376 SWITZRLND		19819	
		20099	
WATCH ACTIONS OVER ONE JEWEL			6129
327 FRANCE		1691	
335 GERMANY W		7467	
376 SWITZRLND		209842	
400 U STATES		1603	
		220603	

IMPORTS INTO CANADA FOR CONSUMPTION

Articles and Countries from which Imported	MONTH OF JANUARY 1956		Class Number
	Quantities	Values (\$)	
WATCH ACTIONS ONE OR NO JEWEL			6130
100 U KINGDOM		3382	
327 FRANCE		1585	
376 SWITZRLND		402	
400 U STATES		833	
		6202	
CLOCKS	NO		6131
100 U KINGDOM	2380	5374	
327 FRANCE	636	1387	
335 GERMANY W	22828	51519	
375 SWEDEN	2	70	
376 SWITZRLND	401	2688	
400 U STATES	13502	60930	
	39749	121968	
CLOCK MOVEMENTS AND CASES			6132
100 U KINGDOM		7783	
335 GERMANY W		683	
376 SWITZRLND		246	
400 U STATES		5801	
		14513	
PARTS OF CLOCK MOVEMENTS			6133
100 U KINGDDM		5232	
335 GERMANY W		468	
354 NETHRLNDS		139	
400 U STATES		30176	
		36015	
TIME RECORDERS			6134
335 GERMANY W		233	
376 SWITZRLND		565	
400 U STATES		14763	
		15561	
WATCH CASES AND PARTS			6136
100 U KINGDOM		230	
231 HONG KONG		563	
327 FRANCE		4081	
335 GERMANY W		6989	
376 SWITZRLND		22851	
400 U STATES		52620	
		87334	
PARTS OF WATCH MOVEMENTS			6138
100 U KINGDOM		17246	
327 FRANCE		2209	
335 GERMANY W		2380	
376 SWITZRLND		24195	
400 U STATES		17229	
		63259	
BATTERIES FLASHLIGHT AND PARTS			6139
231 HONG KONG		436	
400 U STATES		951	
		1387	
BATTERIES HEARING AID AND PTS			6140
400 U STATES		23253	
		23253	
BATTERIES ELECTRIC PRIMARY NOP			6141
100 U KINGDOM		370	
327 FRANCE		2344	
335 GERMANY W		4409	
347 JAPAN		270	
400 U STATES		20322	
		27715	
BATTERIES STORAGE N O P PARTS			6142
100 U KINGDOM		21462	
305 AUSTRIA		74	
327 FRANCE		1369	
335 GERMANY W		6086	
400 U STATES		131632	
		160623	
APPARATUS ELECTRIC HEATING NOP			6143
100 U KINGDOM		6061	
400 U STATES		147437	
		153498	
DYNAMDS GENERATORS AND PTS NOP			6144
100 U KINGDOM		128103	
335 GERMANY W		3169	
376 SWITZRLND		26173	
400 U STATES		598409	
		755854	
FUSES FUSE PLUGS CUTOUTS PARTS			6145
100 U KINGDOM		7233	
400 U STATES		56069	
		65302	
FLUORESCENT TUBES ARC LAMPS	NO		6146
400 U STATES	73322	67914	
	73322	67914	
LAMPS ELECTRIC CARBON FILAMENT	NO		6147
LAMPS ELECTRIC METAL FILAMENT	NO		6148
100 U KINGDOM	5890	997	
231 HONG KONG	112550	1035	
335 GERMANY W	299	585	
347 JAPAN	1522000	24153	
354 NETHRLNDS	104221	7307	
400 U STATES	978720	176121	
	2723680	210198	
LIGHTS HEAD SIDE TAIL TORCHES			6149
100 U KINGDOM		2350	

IMPORTS INTO CANADA FOR CONSUMPTION

Articles and Countries from which Imported	MONTH OF JANUARY 1956		Class Number	
	Quantities	Values (\$)		
231 HONG KONG		13203	6150	
317 CZECHO S		610		
335 GERMANY W		2541		
347 JAPAN		367		
400 U STATES		78799		
		97870		
ELECTRIC LIGHT FIXTURES N O P			6150	
100 U KINGDOM		4017		
231 HONG KONG		225		
306 BELGIUM		244		
317 CZECHO S		2548		
318 DENMARK		998		
327 FRANCE		1504		
335 GERMANY W		3127		
344 ITALY		2407		
347 JAPAN		2095		
354 NETHRLNDS		1659		
372 SPAIN		462		
400 U STATES		464911		
		484197		
LIGHTNING ARRESTERS REACTORS			6151	
100 U KINGDOM		3798		
327 FRANCE		839		
375 SWEDEN		2392		
376 SWITZRLNO		358		
400 U STATES		39529		
		46916		
MAGNETOS FOR GAS ENGINES			6152	
100 U KINGDOM		321		
400 U STATES		2390		
		2711		
METERS ELECTRIC AND PARTS NDP			6153	
100 U KINGDOM		41296		
305 AUSTRIA		754		
327 FRANCE		715		
335 GERMANY W		460		
347 JAPAN		3872		
376 SWITZRLNO		4953		
400 U STATES		222525		
		274575		
MOTORS ELECTRIC UNDER 10 DOL	N O		6154	
100 U KINGDOM	600	1168		
400 U STATES	6712	40260		
		7312	41428	
MOTORS ELECTRIC NOP AND PARTS			6155	
100 U KINGDOM		234806		
306 BELGIUM		9326		
335 GERMANY W		3040		
347 JAPAN		94		
354 NETHRLNDS		489		
375 SWEDEN		995		
376 SWITZRLND		1009		
400 U STATES		878107		
		1127866		
RHEOSTATS CONTROLLERS STARTERS			6156	
100 U KINGDOM		42194		
335 GERMANY W		153		
376 SWITZRLNO		977		
400 U STATES		933308		
		976632		
SAO IRONS ELECTRIC AND PARTS			6157	
100 U KINGDOM		8213		
400 U STATES		26514		
		34727		
SELFCONTAINED LIGHTING OUTFITS			6158	
400 U STATES		234		
		234		
SOCKETS OUTLETS RECEPTACLES			6159	
100 U KINGDOM		514		
400 U STATES		309067		
		309581		
SPARK PLUGS MAGNETDS IGNITION			6160	
100 U KINGDOM		671		
335 GERMANY W		1836		
400 U STATES		82481		
		84988		
SWITCHES SWITCHBOARDS AND PTS			6161	
100 U KINGDOM		142348		
305 AUSTRIA		492		
335 GERMANY W		13252		
375 SWEDEN		112		
376 SWITZRLND		120663		
400 U STATES		981560		
		1258427		
SWITCHGEAR FOR MINES			6162	
100 U KINGDOM		217		
400 U STATES		2325		
		2542		
TELEGRAPH APPARATUS AND PARTS			6163	
100 U KINGDOM		22794		
400 U STATES		197697		
		220491		
TELEPHONE APPARATUS AND PARTS			6164	
100 U KINGDOM		287151		
305 AUSTRIA		2634		
318 DENMARK		2946		

IMPORTS INTO CANADA FOR CONSUMPTION

Articles and Countries from which Imported	MONTH OF JANUARY 1956		Class Number
	Quantities	Values (\$)	
335 GERMANY W		342	6165
347 JAPAN		115	
375 SWEDEN		5885	
400 U STATES		995448	
TRANSFORMERS AND PARTS N O P		1294521	
100 U KINGDOM		43905	6166
327 FRANCE		95	
335 GERMANY W		362	
344 ITALY		318	
354 NETHRLNDS		1114	
375 SWEDEN		14496	
376 SWITZRLND		365395	
400 U STATES		599371	
RADIO TUBES		1025056	
100 U KINGDOM	NO 867	25055	6167
344 ITALY	950	381	
354 NETHRLNDS	62358	18299	
400 U STATES	856752	870572	
RADIO APPARATUS N O P	920927	914307	
100 U KINGDOM		428952	6168
318 DENMARK		1610	
335 GERMANY W		2971	
344 ITALY		225	
347 JAPAN		3021	
354 NETHRLNDS		18720	
400 U STATES		3823474	
ELECTRIC DRY SHAVING MACHINES		4278973	
335 GERMANY W		1107	6169
354 NETHRLNDS		24154	
376 SWITZRLND		2520	
400 U STATES		155234	
ELECT STEAM GENERATORS AND PTS		183015	
100 U KINGDOM	NO	145397	6170
376 SWITZRLND	1	33567	
400 U STATES	2	490407	
ELECTRIC APPARATUS N O P	3	669371	
100 U KINGDOM		67091	6171
305 AUSTRIA		356	
317 CZECHO S		943	
327 FRANCE		1599	
335 GERMANY W		2463	
347 JAPAN		2419	
354 NETHRLNDS		10797	
375 SWEDEN		231	
376 SWITZRLND		2485	
400 U STATES		1899964	
ELECTRIC PRECISION INSTRUMENTS		1988348	
100 U KINGDOM		45495	6172
318 DENMARK		265	
335 GERMANY W		5218	
354 NETHRLNDS		495	
376 SWITZRLND		455	
400 U STATES		754180	
ELECTRIC OR GAS WELDING APP		806108	
100 U KINGDOM		11478	6173
335 GERMANY W		102	
400 U STATES		406614	
RADIO RECEIVING SETS		418194	
100 U KINGDOM	NO 151	14282	6174
318 DENMARK	2	251	
335 GERMANY W	97	4901	
347 JAPAN	328	2454	
354 NETHRLNDS	50	706	
400 U STATES	3035	110653	
TELEVISION RECEIVING SETS	3663	133247	
400 U STATES	NO		6175
RADIO SET PARTS TARIFF 4450	329	30524	
100 U KINGDOM		44344	6176
318 DENMARK		382	
335 GERMANY W		784	
354 NETHRLNDS		2815	
376 SWITZRLND		699	
400 U STATES		448804	
RADIO TUBE PARTS TARIFF 445P		427828	
100 U KINGDOM		483	6177
335 GERMANY W		383	
354 NETHRLNDS		2373	
400 U STATES		630261	
SOUND EQUIPMENT		633500	
100 U KINGDOM		6633	6177
335 GERMANY W		494	
347 JAPAN		3264	
354 NETHRLNDS		16459	

IMPORTS INTO CANADA FOR CONSUMPTION

Articles and Countries from which Imported	MONTH OF JANUARY 1956		Class Number
	Quantities	Values (\$)	
400 U STATES		307286	
LIGHTING FIXTURES GAS COAL OIL		334136	
100 U KINGDOM		765	6181
231 HONG KONG		65	
318 DENMARK		277	
327 FRANCE		1141	
335 GERMANY W		3928	
347 JAPAN		3075	
400 U STATES		28921	
		38172	
GAS MANTLES GAS BURNERS			6182
100 U KINGDOM		63	
400 U STATES		5202	
		5265	
GAS METERS AND PARTS			6183
100 U KINGDOM		19161	
400 U STATES		85992	
		105153	
PLATES CYLINDERS ENGRAVERS			6191
100 U KINGDOM		2135	
335 GERMANY W		171	
354 NETHRLNOS		403	
400 U STATES		53445	
		56154	
PLATES PRINTING 2 COLOURS			6192
100 U KINGDOM		409	
400 U STATES		16508	
		16917	
PLATES FOR PRINTING MUSIC			6193
400 U STATES		4562	
		4562	
STEREOTYPES ELECTROTYPES NOP	SQ IN		6194
400 U STATES	7893	1570	
	7893	1570	
MATRICES FOR STEREOTYPES 475A	SQ IN		6195
400 U STATES	349065	1214	
	349065	1214	
STEREOTYPES FOR BOOKS	SQ IN		6196
100 U KINGDOM	557	126	
400 U STATES	424152	23934	
	424709	24060	
STEREOTYPES FOR ADVERTISEMENTS	SQ IN		6197
100 U KINGDOM	2432	174	
354 NETHRLNOS	176	360	
400 U STATES	343245	13355	
	345853	13889	
TYPE METAL IN BLOCKS PLATES	LB		6198
TYPE PRINTING CHASES QUOINS			6199
100 U KINGDOM		2320	
335 GERMANY W		605	
354 NETHRLNOS		912	
400 U STATES		11237	
		15074	
PRINTG PLATES FOR PUBLICATIONS			6200
100 U KINGDOM		123	
354 NETHRLNOS		181	
400 U STATES		42276	
		42580	
MOULDING MATERIAL ELECTROTYPE			6201
400 U STATES		1674	
		1674	
TUNGSTEN BEARING ORES	CWT		6208
400 U STATES	270	40844	
	270	40844	
CHROME ORE	CWT		6210
ANTIMONY OR REGULUS OF	LB		6211
313 CHINA	80655	13779	
	80655	13779	
BISMUTH METALLIC NATURAL	LB		6212
363 PERU	7816	15941	
	7816	15941	
CINNABAR	LB		6214
COBALT ORE	CWT		6215
400 U STATES	19	1031	
	19	1031	
MANGANESE ORE	CWT		6216
100 U KINGDOM	100	2096	
400 U STATES	94205	239432	
	94305	241528	
ORES OF METALS N O P	CWT		6217
400 U STATES	3787	5357	
	3787	5357	
MERCURY OR QUICKSILVER	LB		6218
344 ITALY	28523	99743	
352 MEXICO	2757	9762	
400 U STATES	10891	37829	
	42171	147334	
ANODES NICKEL ZINC COPPER ETC			6219
400 U STATES		2888	
		2888	
ARTICLES FOR AGRIC IMPLEMENTS			6220
100 U KINGDOM		486	

IMPORTS INTO CANADA FOR CONSUMPTION

Articles and Countries from which Imported	MONTH OF JANUARY 1956		Class Number
	Quantities	Values (\$)	
400 U STATES		32405	
ARTICLES FOR STORAGE BATTERIES		32891	
400 U STATES		29150	6221
BELLS FOR CHURCHES		29150	
327 FRANCE		4648	6222
400 U STATES		5692	
		10340	
BELLS AND GONGS N O P			6223
100 U KINGDOM		235	
306 BELGIUM		978	
335 GERMANY W		422	
400 U STATES		15051	
		16686	
SLIDE OR ZIPPER FASTENERS			6225
100 U KINGDOM		402	
400 U STATES		4707	
		5109	
BUCKLES CLASPS EYELETS HOOKS			6226
100 U KINGDOM		11003	
327 FRANCE		275	
335 GERMANY W		1272	
344 ITALY		664	
376 SWITZRLND		82	
400 U STATES		138389	
		151685	
CAGES ANIMAL OF WIRE AND PARTS			6227
100 U KINGDOM		1831	
335 GERMANY W		508	
347 JAPAN		154	
400 U STATES		3299	
		5792	
CHRONOMETERS COMPASSES SHIPS			6228
100 U KINGDOM		8159	
335 GERMANY W		617	
400 U STATES		4702	
		13478	
METAL ARTICLES FOR JEWELLERY			6229
335 GERMANY W		994	
400 U STATES		34593	
		35587	
ARTICLES FOR USE IN FISHERIES			6230
100 U KINGDOM		612	
347 JAPAN		512	
366 PORTUGAL		724	
400 U STATES		14528	
		16376	
ARTICLES N O P FOR MFR SHIPS			6232
100 U KINGDOM		141126	
335 GERMANY W		128	
400 U STATES		368823	
		510077	
ELEMENTS FOR LAMP FILAMENTS			6233
305 AUSTRIA		6341	
354 NETHRLNDS		7991	
400 U STATES		136729	
		151061	
METAL PTS FOR COVERED BUTTONS			6234
400 U STATES		7313	
		7313	
NAILS TACKS BRASS OR COPPER			6235
100 U KINGDOM		215	
400 U STATES		466	
		681	
PATTERNS OF METAL NOT MODELS			6236
327 FRANCE		100	
400 U STATES		12248	
		12348	
UMBRELLA PARTS EXCEPT FABRIC			6237
335 GERMANY W		807	
400 U STATES		32417	
		33224	
RIVETS BURRS BRASS OR COPPER			6238
100 U KINGDOM		347	
400 U STATES		28090	
		28437	
SCREWS OF METAL N O P			6240
100 U KINGDOM		262	
335 GERMANY W		1892	
375 SWEDEN		286	
400 U STATES		10046	
		12486	
SHOE AND CORSET EYELETS HOOKS			6241
335 GERMANY W		1347	
344 ITALY		5058	
400 U STATES		23022	
		29427	
TIPS STUDS FOR CORSET CLASPS			6242
100 U KINGDOM		436	
400 U STATES		519	
		955	
TRACTION ENGINE MATERIALS			6243
WIRE FOR SHOE NAILING MACHINES	LB		6245
400 U STATES		5224	
		1293	
		5224	
		1293	

IMPORTS INTO CANADA FOR CONSUMPTION

Articles and Countries from which Imported	MONTH OF JANUARY 1956		Class Number
	Quantities	Values (\$)	
WIRE NON FERROUS COVERED			6247
100 U KINGDOM		30890	
335 GERMANY W		3584	
400 U STATES		556769	
		591243	
WIRE TINSEL FOR BRAIDS CORDS			6248
WIRE STRANDED NON FERROUS			6249
100 U KINGDOM		4711	
400 U STATES		39361	
		44072	
WIRE NON FERROUS N O P			6250
100 U KINGDOM		5629	
327 FRANCE		163	
375 SWEDEN		1371	
400 U STATES		73688	
		80851	
NON FERROUS METALS AND PRODUCT			6251
100 U KINGDOM		20466	
335 GERMANY W		4562	
347 JAPAN		57	
354 NETHRLNDS		653	
400 U STATES		533144	
		558882	
PARTS FOR MFR OF SHUTTLES			6252
400 U STATES		11461	
		11461	
HINGES FOR JEWELLERY BOXES			6253
400 U STATES		1353	
		1353	
MATERIALS FOR MFR MINING MACH			6254
375 SWEDEN		357	
400 U STATES		8111	
		8468	
MAGNESIUM SCRAP	LB		6255
METAL POWDER FRICTION MATERIAL			6256
400 U STATES		478	
		478	
RESIDUES NON FERROUS	CWT		6257
100 U KINGDOM	8035	100663	
400 U STATES	7279	105985	
	15314	206648	
TUNGSTEN CARBIDE INSERTS			6258
375 SWEDEN		49428	
400 U STATES		13181	
		62609	
TUNGSTEN CARBIDE TIPS BLANKS			6259
335 GERMANY W		156	
375 SWEDEN		2078	
400 U STATES		20430	
		22664	

IMPORTS INTO CANADA FOR CONSUMPTION

97

Articles and Countries from which Imported	MONTH OF JANUARY 1956		Class Number
	Quantities	Values (\$)	
<u>GROUP 7</u>			
<u>NON METALLIC MINERALS</u>			
ASBESTOS PACKING	LB		7001
100 U KINGDOM	11105	8506	
400 U STATES	6910	8282	
	18015	16788	
ASBESTOS BRAKE LINING FOR AUTO			7002
100 U KINGDOM		1016	
400 U STATES		30028	
		31044	
ASBESTOS MANUFACTURES N O P			7003
100 U KINGDOM		67144	
400 U STATES		126246	
		193390	
ASBESTOS CLUTCH FACINGS AUTO			7004
100 U KINGDOM		691	
400 U STATES		24651	
		25342	
BRAKE LININGS AND FACINGS NOP			7005
100 U KINGDOM		5579	
400 U STATES		10394	
		15973	
CHINA CLAY GROUND	CWT		7011
100 U KINGDOM	61766	54383	
400 U STATES	112805	103421	
	174571	157804	
FIRE CLAY GROUND	CWT		7012
100 U KINGDOM	1344	2260	
400 U STATES	80162	31152	
	81506	33412	
PIPE CLAY GROUND	CWT		7013
CLAYS N O P GROUND			7014
305 AUSTRIA		310	
400 U STATES		39643	
		39953	
ZIRCONIUM SILICATE			7015
234 AUSTRALIA		2652	
400 U STATES		9835	
		12487	
ZIRCONIUM OXIDE			7016
400 U STATES		2452	
		2452	
SAGGARS FOR CERAMIC PRODUCTS			7017
400 U STATES		4524	
		4524	
ACTIVATED CLAY TO REFINE OILS			7018
400 U STATES		178662	
		178662	
GROG FOR REFRACTORY MATERIALS	TON		7019
400 U STATES	903	28268	
	903	28268	
BRICK BUILDING	TON		7021
400 U STATES	9806	207601	
	9806	207601	
BRICK FIRE CHROME			7022
400 U STATES		145976	
		145976	
BRICK FIRE MAGNESITE			7023
400 U STATES		108147	
		108147	
BRICK FIRE 90 PER CENT SILICA			7024
400 U STATES		200673	
		200673	
BRICK FIRE 100 DOL THOUSAND			7025
400 U STATES		100551	
		100551	
BRICK FIRE FURNACE OR KILN			7026
400 U STATES		366863	
		366863	
BRICK FIRE N O P			7027
100 U KINGDOM		11454	
318 DENMARK		11390	
400 U STATES		267267	
		290111	
BRICK PAVING	TON		7028
400 U STATES	72	1455	
	72	1455	
BUILDING BLOCKS BUILDING TILE			7029
400 U STATES		133763	
		133763	
DRAIN PIPES SEWER PIPES N O P			7030
100 U KINGDOM		8095	
400 U STATES		41575	
		49670	
DRAIN TILES NOT GLAZED			7031
TILES FOR MOSAIC FLOORING			7032
100 U KINGDOM		5580	
317 CZECHO S		625	

IMPORTS INTO CANADA FOR CONSUMPTION

Articles and Countries from which Imported	MONTH OF JANUARY 1956		Class Number
	Quantities	Values (\$)	
344 ITALY		1581	
347 JAPAN		32122	
354 NETHRLNDS		128	
400 U STATES		6880	
		46916	
EARTHENWARE TILES FOR ROOFING			7033
TILES EARTHENWARE N O P			7034
100 U KINGDOM		89596	
306 BELGIUM		3550	
317 CZECHO S		4984	
335 GERMANY W		18866	
344 ITALY		6284	
347 JAPAN		22400	
372 SPAIN		25180	
400 U STATES		9598	
		180458	
CHINA AND PORCELAIN WARE N O P			7043
100 U KINGDOM		416	
231 HONG KONG		138	
335 GERMANY W		931	
344 ITALY		52	
347 JAPAN		2921	
400 U STATES		1777	
		6235	
DEMIJOHNS CHURNS CROCKS N O P			7045
400 U STATES		1452	
		1452	
TABLEWARE OF CHINA PORCELAIN			7046
100 U KINGDOM		752775	
220 BERMUDA		272	
231 HONG KONG		1666	
305 AUSTRIA		573	
306 BELGIUM		691	
318 DENMARK		3322	
327 FRANCE		725	
335 GERMANY W		15938	
344 ITALY		660	
347 JAPAN		74724	
354 NETHRLNDS		811	
365 POLAND		328	
384 P RICO		945	
400 U STATES		85482	
		938912	
STONEWARE EARTHENWARE N O P			7047
100 U KINGDOM		22772	
231 HONG KONG		629	
234 AUSTRALIA		74	
305 AUSTRIA		138	
306 BELGIUM		671	
318 DENMARK		556	
327 FRANCE		616	
335 GERMANY W		4924	
344 ITALY		655	
347 JAPAN		48888	
354 NETHRLNDS		280	
390 GERMANY E		126	
400 U STATES		68336	
		148665	
CHEMICAL STONEWARE ACID RESIST			7048
100 U KINGDOM		777	
335 GERMANY W		295	
400 U STATES		12184	
		13256	
PORCELAIN RUBBER GLOVE FORMS			7049
400 U STATES		2381	
		2381	
ARTIFICIAL TEETH NOT MOUNTED			7051
100 U KINGDOM		224	
335 GERMANY W		3331	
354 NETHRLNDS		401	
376 SWITZRLND		1062	
400 U STATES		9887	
		103105	
BATHS BATHTUBS BASINS ETC NOP			7052
100 U KINGDOM		112455	
335 GERMANY W		3052	
347 JAPAN		10054	
400 U STATES		207693	
		333254	
CRUCIBLES N O P AND COVERS			7053
400 U STATES		7681	
		7681	
INSULATORS ELECTRIC PORCELAIN			7055
100 U KINGDOM		3038	
347 JAPAN		5865	
400 U STATES		56384	
		65287	
MANUFACTURES OF CLAY N O P			7056
100 U KINGDOM		207	
215 INDIA		1787	
400 U STATES		65800	
		67794	
BRIQUETTES OF COAL OR COKE	T O N		7060
400 U STATES	17720	223104	
	17720	223104	

IMPORTS INTO CANADA FOR CONSUMPTION

Articles and Countries from which Imported	MONTH OF JANUARY 1956		Class Number
	Quantities	Values (\$)	
ANTHRACITE SCREENINGS OR DUST 400 U STATES	TON 135	1254	7061
ANTHRACITE DOMESTIC SIZES 100 U KINGDOM 400 U STATES	TON 6531 191015 197546	105521 2496859 2602380	7062
ANTHRACITE SMALLER SIZES N O P 400 U STATES	TON 33530 33530	243842 243842	7063
COAL BITUMINOUS AND COAL N O P 400 U STATES	TON 1078800 1078800	4943402 4943402	7064
COAL LIGNITE 400 U STATES	TON 310 310	1575 1575	7065
COAL EXWAREHUSED SHIPS STORES 400 U STATES	TON 2386 2386	10991 10991	7066
BENZOL	GAL		7070
COAL TAR CRUDE IN BULK 100 U KINGDOM 400 U STATES	GAL 300 20747 21047	76 4710 4786	7071
COAL PITCH 100 U KINGDOM 400 U STATES	CWT 95 57064 57159	181 103429 103610	7072
CARBOLIC OR HEAVY OIL 400 U STATES	GAL 27177 27177	5987 5987	7073
COKE PETROLEUM 400 U STATES	TON 23607 23607	247518 247518	7074
COKE GROUND FOR BATTERIES	TON		7075
COKE N O P 100 U KINGDOM 400 U STATES	TON 27 49333 49360	956 791271 792227	7077
DECANTERS AND TUMBLERS 100 U KINGDOM 317 CZECHO S 318 DENMARK 335 GERMANY W 340 HUNGARY 400 U STATES		570 103 231 227 390 19970 21491	7079
LAMP CHIMNEYS 400 U STATES		4937 4937	7080
GLASS PLATES FOR OPTICAL MFR 100 U KINGDOM 327 FRANCE 335 GERMANY W 400 U STATES		402 67 4738 51302 56509	7081
GLASS CARBOYS BOTTLES JARS 100 U KINGDOM 327 FRANCE 335 GERMANY W 344 ITALY 347 JAPAN 354 NETHRLNDS 375 SWEDEN 400 U STATES		86178 3309 2122 106 489 166 176 441803 534349	7082
GLASS TABLEWARE CUT GLASS N O P 100 U KINGDOM 305 AUSTRIA 306 BELGIUM 317 CZECHO S 318 DENMARK 327 FRANCE 335 GERMANY W 340 HUNGARY 344 ITALY 347 JAPAN 354 NETHRLNDS 365 POLAND 375 SWEDEN 376 SWITZRLNO 390 GERMANY E 400 U STATES		16896 151 1703 10845 902 7437 9181 1696 3859 10279 347 988 3079 400 282 74350 142395	7083
LAMP BULBS AND TUBING FOR 100 U KINGDOM 335 GERMANY W 354 NETHRLNDS 400 U STATES		314 2039 500 234039 236892	7084
GLASS SHADES OR GLOBES 100 U KINGDOM 400 U STATES		772 13177 13949	7085

IMPORTS INTO CANADA FOR CONSUMPTION

Articles and Countries from which Imported	MONTH OF JANUARY 1956		Class Number
	Quantities	Values (\$)	
LENSES GLASS N O P			7086
100 U KINGDOM		445	
305 AUSTRIA		1268	
327 FRANCE		663	
335 GERMANY W		2021	
400 U STATES		19697	
		24094	
FRESNEL TYPE LENSES GLOBES			7087
100 U KINGDOM		168	
400 U STATES		7064	
		7232	
MOULDED SHAPES FOR ELECT FIXT			7088
100 U KINGDOM		890	
317 CZECHO S		475	
335 GERMANY W		742	
354 NETHRLNOS		1115	
400 U STATES		116552	
		119774	
HEAT RESISTING GLASSWARE			7089
100 U KINGDOM		14569	
317 CZECHO S		368	
400 U STATES		253737	
		268674	
SHEET GLASS OVER 34 OZ SQ FT	SQ FT		7090
100 U KINGDOM	73167	19385	
306 BELGIUM	124464	31802	
317 CZECHO S	95099	8320	
327 FRANCE	11966	3752	
335 GERMANY W	234125	56800	
400 U STATES	297734	80354	
	836555	200413	
SHEET GLASS TRANSPRT TO 34 OZ	SQ FT		7091
100 U KINGDOM	1001834	88504	
306 BELGIUM	979393	95417	
317 CZECHO S	311041	11297	
327 FRANCE	12351	1679	
335 GERMANY W	537420	43140	
347 JAPAN	353100	18969	
354 NETHRLNOS	7700	600	
	3202839	259606	
GLASS FOR PHOTO DRY PLATES			7092
PLATE GLASS NOT OVER 7 SQ FT	SQ FT		7093
100 U KINGDOM	35743	17428	
306 BELGIUM	6025	2967	
400 U STATES	40208	16463	
	81976	36858	
PLATE GLASS 7 TO 25 SQ FT	SQ FT		7094
100 U KINGDOM	344998	144063	
306 BELGIUM	66642	34952	
400 U STATES	232831	99643	
	644471	278658	
PLATE GLASS N O P	SQ FT		7095
100 U KINGDOM	329051	163886	
306 BELGIUM	94003	50755	
327 FRANCE	7285	3219	
335 GERMANY W	10004	5487	
400 U STATES	1184329	516826	
	1624672	740173	
GERMAN MIRROR PLATE UNSILVERED			7096
LAMINATED GLASS SHEETS	SQ FT		7097
100 U KINGDOM	10259	5428	
335 GERMANY W	12613	5755	
400 U STATES	692	1192	
	23564	12375	
GLASS SHEETS WIRED	SQ FT		7099
100 U KINGDOM	94838	32422	
306 BELGIUM	21562	3480	
354 NETHRLNOS	1829	1133	
400 U STATES	4229	1142	
	122458	38177	
GLASS CAST AND SHEET GLASS MOP	SQ FT		7100
335 GERMANY W	600	208	
400 U STATES	2837	426	
	3437	634	
ORNAMENTAL COLOURED GLASS	SQ FT		7111
100 U KINGDOM	15753	2567	
306 BELGIUM	500	57	
335 GERMANY W	2667	276	
400 U STATES	7292	4331	
	26212	7231	
PAINTED OBSCURED WHITE GLASS	SQ FT		7112
100 U KINGDOM	176803	30800	
306 BELGIUM	34569	4600	
327 FRANCE	11958	1108	
335 GERMANY W	2530	649	
347 JAPAN	7400	975	
400 U STATES	112148	33366	
	345408	71498	
STAINED OR ORNAMENTAL WINDOWS			7113
MIRRORS OF GLASS FRAMED OR NOT			7114
100 U KINGDOM		7641	
306 BELGIUM		34194	
335 GERMANY W		1428	

IMPORTS INTO CANADA FOR CONSUMPTION

101

Articles and Countries from which Imported	MONTH OF JANUARY 1956		Class Number
	Quantities	Values (\$)	
347 JAPAN		3928	
400 U STATES		40009	
GLASS BALLS FOR FIBRES OR YARN		87200	
400 U STATES		17290	7120
GLASS TO BE CUT OR MOUNTED		17290	
100 U KINGDOM		208	7121
306 BELGIUM		3227	
335 GERMANY W		789	
400 U STATES		10020	
GLASS BLANKS FOR REFLECTORS		14244	
400 U STATES		33429	7122
BEADS FOR MFR IMITATION PEARLS		33429	
400 U STATES		5012	7123
ARTIFICIAL EYES CONTACT LENSES		5012	
400 U STATES		132	7124
PHOTOGRAPHIC DRY PLATES		132	
100 U KINGDOM		815	7125
400 U STATES		15238	
SPECTACLES EYE GLASS LENSES		16053	
100 U KINGDOM		302	7126
305 AUSTRIA		1626	
327 FRANCE		4744	
335 GERMANY W		290	
344 ITALY		2043	
347 JAPAN		13333	
400 U STATES		70505	
MANUFACTURES OF GLASS N D P		92843	
100 U KINGDOM		6703	7127
305 AUSTRIA		54	
306 BELGIUM		2607	
317 CZECHO S		2200	
318 DENMARK		168	
327 FRANCE		1662	
335 GERMANY W		13682	
344 ITALY		4116	
347 JAPAN		1005	
354 NETHRLNDS		75	
375 SWEDEN		2904	
376 SWITZRLND		513	
390 GERMANY E		67	
400 U STATES		154230	
GLASS WOOL OR FIBRE GLASS	LB	189986	
335 GERMANY W	8840	4040	7128
400 U STATES	494701	131773	
GLASS BLOCKS	503541	135813	
400 U STATES		24938	7129
PLUMBAGO NOT GROUND OR MFRO		24938	
352 MEXICO		2250	7131
400 U STATES		518	
CRUCIBLES PLUMBAGO AND COVERS		2768	
100 U KINGDOM		10256	7132
400 U STATES		11828	
PLUMBAGO GROUND AND MFRS NOP		22084	
100 U KINGDOM		6076	7133
335 GERMANY W		2168	
400 U STATES		35949	
MICA UNMANUFACTURED		44193	
100 U KINGDOM	CWT		7138
215 INDIA	12	300	
304 ARGENTINA	101	4014	
309 BRAZIL	55	5815	
400 U STATES	8	979	
	43	6241	
	219	17349	
MICA MANUFACTURES OF			
100 U KINGDOM		5622	7139
400 U STATES		24112	
ASPHALTUM OR ASPHALT		29734	
400 U STATES	CWT		7141
	49602	73032	
ASPHALTUM OIL FOR PAVING		73032	
OIL FOR CONCENTRATION OF ORES	GAL		7143
400 U STATES			
	35464	46133	7151
	35464	46133	
CRUDE PETROLEUM FOR REFINING	M GAL		7153
225 TRINIDAD	4200	338466	
303 ARABIA	21319	1333342	
314 COLOMBIA	3634	212639	
387 VENEZUELA	232414	17118374	
391 LEBANON	29995	2366455	
400 U STATES	19544	1704193	
	311106	23073469	

IMPORTS INTO CANADA FOR CONSUMPTION

Articles and Countries from which Imported	MONTH OF JANUARY 1956		Class Number
	Quantities	Values (\$)	
PETROLEUM TOPS FOR REFINERS	GAL		7154
FUEL OIL EXWARE SHIPS STORES	GAL		7156
CRUDE PETROLEUM LESS THAN 8155	GAL		7157
CRUDE PETROLEUM N O P	GAL		7158
AVIATION GASOLINE	GAL		7161
381 ALASKA	28043	6887	
400 U STATES	4703933	937811	
	4731976	944698	
KEROSENE N O P	GAL		7162
357 NETH ANT	1085374	114498	
381 ALASKA	16788	3773	
400 U STATES	381390	55514	
	1483552	173785	
ENGINE DISTILLATE 8017 OR OVER	GAL		7163
400 U STATES	500	72	
	500	72	
GASOLINE UNDER 8236 SP G N O P	GAL		7164
357 NETH ANT	3930326	524342	
381 ALASKA	240176	50130	
400 U STATES	4986299	726765	
	9156801	1301237	
CASINGHEAD GASOLINE BLENDING	GAL		7165
357 NETH ANT	1127553	129584	
400 U STATES	675172	59543	
	1802725	189127	
LUB OILS UNDER 25C PER GAL	GAL		7166
400 U STATES	1075629	217186	
	1075629	217186	
PETRO LUB OILS 25C GAL OR OVER	GAL		7167
100 U KINGDOM	615	988	
327 FRANCE	40	141	
376 SWITZRLND	13	275	
381 ALASKA	1690	1608	
400 U STATES	1007268	421936	
	1009626	424948	
OILS MINERAL N O P	GAL		7168
400 U STATES	109001	113028	
	109001	113028	
STOVE OIL NO 1 FUEL DIL	GAL		7171
357 NETH ANT	9038930	955776	
381 ALASKA	1525793	252464	
387 VENEZUELA	4174146	437050	
400 U STATES	8019583	1006625	
	22758452	2651915	
LIGHT FUEL OILS NOS 2 AND 3	GAL		7172
357 NETH ANT	5772896	597461	
387 VENEZUELA	4345020	445450	
400 U STATES	4743797	558685	
	14861713	1601596	
HEAVY FUEL OILS NOS 4 5 AND 6	GAL		7173
357 NETH ANT	7951956	470301	
381 ALASKA	7458	644	
387 VENEZUELA	3366139	202130	
400 U STATES	17452632	983944	
	28778185	1657019	
DIESEL FUEL	GAL		7174
357 NETH ANT	1783119	188580	
381 ALASKA	4454	658	
400 U STATES	334164	46053	
	2121737	235291	
TRACTOR FUEL	GAL		7175
PETROL GREASE LUBRICATING NOP	LB		7181
100 U KINGDOM	2940	601	
335 GERMANY W	450	432	
381 ALASKA	1800	248	
400 U STATES	1168517	135328	
	1173707	136609	
PETROL JELLIES TOILET MEDICINE			7182
400 U STATES		62401	
		62401	
PARAFFINE WAX	LB		7183
215 INDIA	700000	28517	
400 U STATES	3411899	235515	
	4111899	264032	
CANDLES PARAFFINE WAX	LB		7184
335 GERMANY W	1870	521	
400 U STATES	5510	2067	
	7380	2588	
PRODUCTS OF PETROLEUM N O P	GAL		7185
335 GERMANY W	49197	12887	
381 ALASKA	171	89	
400 U STATES	667055	253494	
	716423	266470	
LIQUEFIED PETROLEUM GASES	LB		7186
400 U STATES	23071428	332147	
	23071428	332147	
NAPHTHA INCL SOLVENT NAPHTHA	GAL		7187
100 U KINGDOM	48	361	
400 U STATES	1583615	314449	
	1583663	314810	

IMPORTS INTO CANADA FOR CONSUMPTION

103

Articles and Countries from which Imported	MONTH OF JANUARY 1956		Class Number
	Quantities	Values (\$)	
ARTIFICIAL ABRASIVE GRAINS 400 U STATES		251641	7191
		251641	
DIAMONDS BLACK BORT FOR BORERS 100 U KINGDOM 207 UN SO AFR 354 NETHRLNDS 400 U STATES	CARAT 72880 26734 489 105178 205281	603267 112798 2415 498405 1216885	7192
DIATOMACEOUS EARTH 400 U STATES	CWT 35871 35871	68383 68383	7193
EMERY IN BULK 400 U STATES		20977	7194
		20977	
GRINDING WHEELS BONDED 100 U KINGDOM 305 AUSTRIA 335 GERMANY W 359 NORWAY 375 SWEDEN 400 U STATES		3189 288 6214 2205 581 161305 175782	7195
GRINDING STONES BLOCKS BONDED 335 GERMANY W 400 U STATES		108 37196 37304	7196
EMERY ART ABRASIVE MFRS N O P 100 U KINGDOM 335 GERMANY W 400 U STATES		1026 117 37862 39005	7197
GRINDSTONES 36 INCHES OR OVER 400 U STATES	NO 34 34	3560 3560	7198
GRINDSTONES N O P 100 U KINGDOM 400 U STATES	NO 49 154 203	141 582 723	7199
PUMICE PUMICE STONE LAVA TUSA 344 ITALY 400 U STATES		1939 10619 12558	7200
SANDPAPER EMERY PAPER CLOTH 100 U KINGDOM 335 GERMANY W 400 U STATES		1007 468 115883 117358	7201
BUILDING STONE N O P 400 U STATES	CWT 55250 55250	37024 37024	7210
GRANITE ROUGH 375 SWEDEN 400 U STATES		1069 5366 6435	7215
GRANITE SAWN 306 BELGIUM 375 SWEDEN 400 U STATES		1187 4352 129 5668	7216
GRANITE MANUFACTURES 327 FRANCE 335 GERMANY W 375 SWEDEN 400 U STATES		687 2208 2078 836 5809	7218
GYPHUM 400 U STATES	TON 1432 1432	12783 12783	7221
LIME 100 U KINGDOM 400 U STATES	CWT 250 52280 52530	329 29760 30089	7223
PLASTER OF PARIS WALL PLASTER 100 U KINGDOM 400 U STATES	CWT 90 41523 41613	171 49317 49488	7224
CEMENT PORTLAND 100 U KINGDOM 335 GERMANY W 400 U STATES	CWT 10198 1313 33720 45231	15434 2342 43518 61294	7225
CEMENT MANUFACTURES N O P 100 U KINGDOM 400 U STATES		4272 12955 17227	7226
WHITE PORTLAND CEMENT CLINKER 400 U STATES	CWT 13424 13424	14496 14496	7227
MARBLE ROUGH 344 ITALY 400 U STATES		2776 2688 5464	7231
MARBLE SAWN 344 ITALY 400 U STATES		3429 6977 10406	7232

IMPORTS INTO CANADA FOR CONSUMPTION

Articles and Countries from which Imported	MONTH OF JANUARY 1956		Class Number
	Quantities	Values (\$)	
MARBLE FOR TOMBSTONES 400 U STATES		1873	7233
		1873	
MARBLE MANUFACTURES N O P 100 U KINGDOM		228	7234
344 ITALY		1266	
400 U STATES		572	
		2066	
MARBLE ORNAMENTAL FOR CHURCHES 344 ITALY		4933	7235
		4933	
ROOFING SLATE 400 U STATES	SQ	2436	7241
	88	2436	
SLATE MANUFACTURES N O P 100 U KINGDOM		195	7243
344 ITALY		452	
400 U STATES		291	
		938	
BURRSTONES IN BLOCKS	NO		7251
CHALK CLIFF STONE MICA SCHIST			7252
CHALK PREPARED			7253
CURLING STONES AND HANDLES 100 U KINGDOM	PAIR	19849	7254
	466	19849	
FELDSPAR CRUDE ONLY	CWT		7255
FELDSPAR GROUND	CWT		7256
FLINT AND GROUND FLINT STONE	CWT		7257
FLUORSPAR 100 U KINGDOM	CWT	462	7258
352 MEXICO		60945	
400 U STATES		3936	
		65343	
GANISTER 400 U STATES	CWT	516	7259
	760	516	
MAGN CARB FOR RUBBER PRODUCTS	CWT		7260
MAG OX AND CARB FOR INSULATION 100 U KINGDOM	CWT	5017	7261
400 U STATES		78094	
		83111	
MAGNESITE CALCINED DEAD BURNED 100 U KINGDOM	CWT	706	7262
400 U STATES		64736	
		65442	
PHOSPHATE ROCK 400 U STATES	CWT	85982	7263
	61005	85982	
SILICA SAND 400 U STATES	CWT	170724	7264
	1045655	170724	
SAND AND GRAVEL N O P 400 U STATES	TON	7094	7265
	1651	7094	
SILEX OR CRYSTALLIZED QUARTZ 309 BRAZIL	CWT	780	7266
400 U STATES		23095	
		23875	
STONE REFUSE	TON		7267
TALC OR SOAPSTONE 344 ITALY	CWT	1646	7268
400 U STATES		41930	
		43576	
WHITING GILDERS PARIS WHITE 100 U KINGDOM	CWT	2110	7269
327 FRANCE		383	
400 U STATES		16974	
		19467	
STONE AND MANUFACTURES N O P 231 HONG KONG		107	7270
344 ITALY		148	
400 U STATES		253	
		508	
ROOFING GRANULES 400 U STATES	CWT	91327	7271
	95616	91327	
STONE CRUSHED 400 U STATES	TON	14485	7272
	2103	14485	
QUARTZ PIEZO ELECTRIC 309 BRAZIL	LB	3019	7273
400 U STATES		22827	
		25846	
BLAST FURNACE SLAG 400 U STATES	CWT	9527	7280
	79255	9527	
BARYTES 335 GERMANY W	CWT	130	7281
	100	130	

IMPORTS INTO CANADA FOR CONSUMPTION

105

Articles and Countries from which Imported	MONTH OF JANUARY 1956		Class Number
	Quantities	Values (\$)	
400 U STATES	2000	3445	
CARBONS 3 TO 35 INCHES CIRCUM	2100	3575	
100 U KINGDOM		6201	7282
400 U STATES		61015	
CARBONS OVER 35 INCHES CIRCUM		67216	
400 U STATES		47178	7283
ELECTRIC LIGHT CARBONS N O P		47178	
400 U STATES	LB 23023	13706	7284
CRAYONS	23023	13706	
327 FRANCE		94	7285
335 GERMANY W		1644	
347 JAPAN		678	
400 U STATES		23025	
DIAMONDS UNSET		25441	
100 U KINGDOM	CARAT 263	52703	7286
306 BELGIUM	2531	333067	
354 NETHRLNDS	347	46665	
360 ISRAEL	1286	146018	
376 SWITZRLND	29	6251	
400 U STATES	598	79135	
EARTHS CRUDE ONLY	5054	663839	7287
FOUNDRY FACINGS OF ALL KINDS			7288
400 U STATES		21475	
FULLERS EARTH IN BULK ONLY		21475	
400 U STATES		9558	7289
GAS IMPORTED BY PIPE LINE		9558	
400 U STATES	M FT 983391	189583	7290
INSULATORS ELECTRIC N O P	983391	189583	
100 U KINGDOM		25745	7291
376 SWITZRLND		901	
400 U STATES		44694	
MAGNESIA PIPE COVERING		71340	
100 U KINGDOM		8773	7292
400 U STATES		14276	
MINERAL WOOL N O P		23049	
400 U STATES	LB 110114	15281	7295
SALT TABLE	110114	15281	
400 U STATES	CWT 10	754	7296
SALT FOR FISHERIES	10	754	
100 U KINGDOM	CWT 784	874	7297
224 JAMAICA	11827	1954	
SALT IN BULK N O P	12611	2828	
400 U STATES	CWT 144442	33945	7298
SALT IN BAGS BARRELS	144442	33945	
100 U KINGDOM	CWT 734	1014	7299
400 U STATES	37756	20125	
SULPHUR AND BRIMSTONE	38490	21139	
400 U STATES	CWT 369016	503343	7300
MINERAL SUBSTANCES N O P	369016	503343	
100 U KINGDOM		3388	7301
231 HONG KONG		441	
306 BELGIUM		900	
335 GERMANY W		282	
344 ITALY		1341	
400 U STATES		370500	
VERMICULITE CRUDE		376852	
400 U STATES		31078	7302
ASPHALT TILE FOR FLOORING		31078	
400 U STATES	SQ FT 280643	27562	7303
ANDALUSITE KYANITE MULLITE ETC	280643	27562	
400 U STATES	CWT 1415	5753	7304
	1415	5753	

IMPORTS INTO CANADA FOR CONSUMPTION

Articles and Countries from which Imported	MONTH OF JANUARY 1956		Class Number
	Quantities	Values (\$)	
<u>GROUP 8</u>			
<u>CHEMICALS AND ALLIED PRODUCTS</u>			
ACID BORACIC 25 LBS OR OVER 400 U STATES	LB 208296 208296	11977 11977	8001
ACID HYDROFLUOSILICIC 400 U STATES	LB 12681 12681	1328 1328	8002
ACID MURIATIC 400 U STATES	LB 21896 21896	329 329	8003
ACETYSALICYLIC ACID 100 U KINGDOM 400 U STATES	LB 6032 40250 46282	3412 18748 22160	8004
ACID NITRIC 400 U STATES	LB 25400 25400	1806 1806	8005
ACID PHOSPHORIC 400 U STATES	LB 116348 116348	8484 8484	8006
ACID SULPHURIC 400 U STATES	LB 213740 213740	1491 1491	8008
ACID LACTIC 100 U KINGDOM 335 GERMANY W 354 NETHRLNDS 400 U STATES	LB 1120 4193 13216 1020 19549	308 2693 3768 216 6985	8009
ACID NICOTINIC 376 SWITZRLND	LB 55 55	149 149	8010
SALICYLIC ACID 400 U STATES	LB 1510 1510	599 599	8011
ACID ACETIC AND PYRDIGNEOUS	GAL		8012
ACID CITRIC 306 BELGIUM 400 U STATES	LB 8959 1320 10279	1867 371 2238	8013
ACID CRESYLIC 100 U KINGDOM 400 U STATES	LB 17930 464 18394	2551 66 2617	8015
XANTHATES FOR ORES 335 GERMANY W 400 U STATES	LB 22046 642323 664369	4649 146465 151114	8016
ACID OXALIC 400 U STATES	LB 10291 10291	1735 1735	8017
ACID TANNIC 100 U KINGDOM 376 SWITZRLND 400 U STATES	LB 1350 6613 100 8063	854 6996 163 8013	8020
TARTARIC ACID CRYSTAL OR POWD 100 U KINGDOM 344 ITALY	LB 63800 11000 74800	22155 3382 25537	8021
ACIDS N D P 100 U KINGDOM 335 GERMANY W 375 SWEDEN 400 U STATES	LB 605 726 110 406214 407655	1396 10299 579 115513 127787	8022
ACID ARSENIC 400 U STATES	LB 214447 214447	7901 7901	8023
ACID ASCORBIC 376 SWITZRLND 400 U STATES	LB 1540 4954 6494	8212 29376 37588	8024
ACID FORMIC 400 U STATES	LB 254 254	150 150	8025
ACID CHROMIC 400 U STATES	LB 109634 109634	29582 29582	8026
ACID CARBOLIC OR PHENOL 400 U STATES	LB 520600 520600	88502 88502	8027
AMYL ALCOHOL 400 U STATES	GAL 6666 6666	8820 8820	8032
BUTYL ALCOHOL 400 U STATES	LB 74954 74954	10915 10915	8034

IMPORTS INTO CANADA FOR CONSUMPTION

Articles and Countries from which Imported	MONTH OF JANUARY 1956		Class Number
	Quantities	Values (\$)	
METHYL ETHYL KETONE ETC 400 U STATES	LB 538675	63166	8035
	538675	63166	
ETHYL AND METHYL ALCOHOL 381 ALASKA 400 U STATES	P GAL 102 15374	85 5277	8036
	15476	5362	
RUM TO BE DENATURED 224 JAMAICA	P GAL 212	245	8037
	212	245	
ISOPROPYL ALCOHOL 400 U STATES	GAL 1727	784	8038
	1727	784	
CELLULOSE ACETATE PHOTO FILM 400 U STATES		115651	8046
		115651	
COLLODION FOR FILMS ENGRAVERS 400 U STATES	GAL 29	78	8047
	29	78	
CAFFEINE AND SALTS 100 U KINGDOM 335 GERMANY W	LB 2206 11200	6790 24057	8052
	13406	30847	
COCAINE	OZ		8053
CODEINE AND SALTS	OZ		8054
OPIUM DERIVATIVES N O P 100 U KINGDOM 400 U STATES	OZ 415 7	2727 1222	8056
	422	3949	
OPIUM 400 U STATES	LB 7	100	8057
	7	100	
QUININE SALTS 100 U KINGDOM	OZ 10000	2600	8059
	10000	2600	
STRYCHNINE AND SALTS	OZ		8060
PREPARATIONS WEED KILLING 100 U KINGDOM 400 U STATES		502 18534	8069
		19036	
NICOTINE AND SALT FOR SPRAYING 400 U STATES	LB 1513	2158	8070
	1513	2158	
CHLOROPICRIN INSECTICIDES 400 U STATES		3509	8071
		3509	
SPRAYS IN PKGS NOT OVER 3 LBS 100 U KINGDOM 335 GERMANY W 400 U STATES		645 1091 12600	8072
		14336	
DISINFECTANTS DIPS SPRAYS NOP 100 U KINGDOM 335 GERMANY W 363 PERU 376 SWITZRLND 400 U STATES		9885 1641 1421 19130	8073
		414429	
		446506	
MEDICINAL PREPARATIONS DRY 100 U KINGDOM 231 HONG KONG 327 FRANCE 335 GERMANY W 344 ITALY 347 JAPAN 376 SWITZRLND 381 ALASKA 400 U STATES		50933 2850 11469 581 449 176 75768 112	8074
		468444	
		610782	
MEDICINAL PREPARATIONS LIQUID 100 U KINGDOM 231 HONG KONG 327 FRANCE 335 GERMANY W 344 ITALY 375 SWEDEN 376 SWITZRLND 400 U STATES		6237 1268 2482 191 300 547 593	8075
		85029	
		96647	
MEDICINAL PREPARATIONS OTHER 100 U KINGDOM 231 HONG KONG 347 JAPAN 400 U STATES		113 989 200	8076
		4278	
		5580	
MEDICATED WINES UNDER 40 PROOF	GAL		8077
MENTHOL NATURAL OR SYNTHETIC 309 BRAZIL 335 GERMANY W 400 U STATES		8377 1448 6750	8078
		16575	
PAPAIN			8079

IMPORTS INTO CANADA FOR CONSUMPTION

Articles and Countries from which Imported	MONTH OF JANUARY 1956		Class Number
	Quantities	Values (\$)	
SPIRITS AND STRONG WATERS	GAL		8081
100 U KINGDOM	10	55	
231 HONG KONG	905	4419	
400 U STATES	156	2573	
	1071	7047	
EXTRACT OF CASCARA SAGRAOA			8082
400 U STATES		3393	
		3393	
PENICILLIN AND PRODUCTS			8083
100 U KINGDOM		989	
305 AUSTRIA		13600	
400 U STATES		82163	
		96752	
STREPTOMYCIN AND PRODUCTS			8084
100 U KINGDOM		5364	
366 PORTUGAL		359	
400 U STATES		21540	
		27263	
SULPHA DRUGS			8085
100 U KINGDOM		1854	
354 NETHRLNDS		4367	
376 SWITZRLND		6829	
400 U STATES		53963	
		67013	
ANTIBIOTICS N O P			8086
100 U KINGDOM		1900	
400 U STATES		233788	
		235688	
ANILINE DYES 1 LB OR OVER	LB		8091
100 U KINGDOM	114391	116265	
306 BELGIUM	3300	3869	
327 FRANCE	8563	22286	
335 GERMANY W	17515	27987	
344 ITALY	10000	8600	
354 NETHRLNDS	407	438	
376 SWITZRLND	71934	156942	
400 U STATES	319303	421180	
	545413	757567	
ANILINE AND COAL TAR DYES NOP	LB		8092
400 U STATES	2750	4423	
	2750	4423	
ANILINE OIL CRUDE	LB		8093
ANILINE SALTS AND ALIZARIN	LB		8094
100 U KINGDOM	8722	11781	
	8722	11781	
COAL TAR BASE OR SALT FOR DYES	LB		8095
100 U KINGDOM	12205	20757	
306 BELGIUM	1101	1162	
335 GERMANY W	10813	9141	
344 ITALY	6600	4882	
376 SWITZRLND	55	389	
400 U STATES	70519	52104	
	101293	88435	
CAMWOOD AND SUMAC AND EXTRACT	CWT		8103
400 U STATES	15	227	
	15	227	
CHEM COMP FOR DYEING TANNING NOP	CWT		8104
100 U KINGDOM	500	9509	
335 GERMANY W	20	859	
376 SWITZRLND	12	1042	
400 U STATES	12333	100575	
	12865	111985	
BASIC CHROMIC SULPHATE	CWT		8105
100 U KINGDOM	400	3096	
400 U STATES	3128	28369	
	3528	31465	
INDIGO INDIGO PASTE OR EXTRACT	CWT		8106
IRON AND RED LIQUOR FOR DYEING	CWT		8107
400 U STATES	27	265	
	27	265	
LOGWOOD AND FUSTIC EXTRACT	CWT		8109
400 U STATES	86	3214	
	86	3214	
QUEBRACHO EXTRACT	CWT		8111
304 ARGENTINA	6118	69039	
400 U STATES	433	5529	
	6551	74568	
TERRA JAPONICA GAMBIER CUTCH	CWT		8113
100 U KINGDOM	20	349	
	20	349	
TURMERIC	CWT		8114
215 INDIA	122	2698	
224 JAMAICA	37	388	
	159	3086	
NON EDIBLE SEEDS BEANS NUTS	CWT		8115
400 U STATES	147	1341	
	147	1341	
CHESTNUT EXTRACT	CWT		8116
344 ITALY	2976	29698	
400 U STATES	93	1228	
	3069	30926	
SPRUCE EXTRACT	CWT		8117
400 U STATES	820	1640	
	820	1640	

IMPORTS INTO CANADA FOR CONSUMPTION

Articles and Countries from which Imported	MONTH OF JANUARY 1956		Class Number
	Quantities	Values (\$)	
MYROBALAN EXTRACT	CWT		8118
WATTLE EXTRACT	CWT		8119
203 B E AFR	555	5416	
207 UN SO AFR	2174	21192	
	2729	26608	
HEMLOCK EXTRACT	CWT		8120
EXTRACTS N O P DYEING TANNING	CWT		8121
100 U KINGDOM	10	1389	
400 U STATES	1874	6286	
	1884	7675	
BINITROTOLUOL FOR EXPLOSIVES	LB		8131
NITRATE COMPOUNDS NOP FOR EXPL	LB		8132
100 U KINGDOM	11200	1296	
400 U STATES	109120	12004	
	120320	13300	
BLASTING AND MINING POWDER	LB		8133
400 U STATES	20000	2800	
	20000	2800	
DYNAMITE AND NITRO GLYCERINE	LB		8134
400 U STATES	135	56	
	135	56	
FIREWORKS FIRECRACKERS			8135
100 U KINGDOM		355	
335 GERMANY W		77	
347 JAPAN		1791	
400 U STATES		2103	
		4326	
FUSE NON METALLIC			8136
400 U STATES		1269	
		1269	
GUN RIFLE SPORTING POWDER	LB		8137
306 BELGIUM	600	624	
400 U STATES	40561	33415	
	41161	34039	
EXPLOSIVES N O P	LB		8138
400 U STATES	59434	40372	
	59434	40372	
NITROGEN SOLUTION	CWT		8149
400 U STATES	61282	179458	
	61282	179458	
NITROGEN FERTILIZER N O P	CWT		8150
AMMONIUM SULPHATE	CWT		8151
400 U STATES	10359	25600	
	10359	25600	
BASIC SLAG	CWT		8152
POTASH MURIATE OF	CWT		8155
400 U STATES	51289	65780	
	51289	65780	
POTASH SULPHATE OF	CWT		8156
400 U STATES	13194	22080	
	13194	22080	
SODA NITRATE OR CUBIC NITRE	CWT		8157
400 U STATES	7524	17773	
	7524	17773	
TRIPLE SUPERPHOSPHATE	CWT		8161
400 U STATES	5094	11863	
	5094	11863	
SUPERPHOSPHATE N O P	CWT		8162
400 U STATES	356299	330386	
	356299	330386	
PHOSPHATE FERTILIZER N O P	CWT		8163
400 U STATES	360	1476	
	360	1476	
SULPHATE OF POTASH MAGNESIA	CWT		8164
400 U STATES	3280	2206	
	3280	2206	
POTASH FERTILIZER N O P	CWT		8165
FERTILIZER MIXED	CWT		8166
400 U STATES	1092	23741	
	1092	23741	
FERTILIZER MATERIALS N O P	CWT		8167
400 U STATES	9512	21219	
	9512	21219	
LITHARGE	CWT		8171
100 U KINGDOM	517	9149	
335 GERMANY W	161	3047	
400 U STATES	1548	27561	
	2226	39757	
LEAD RED DRY DRANGE MINERAL	LB		8172
100 U KINGDOM	64000	10937	
	64000	10937	
LEAD WHITE DRY	LB		8173
400 U STATES	40000	4700	
	40000	4700	
LEAD WHITE GROUND IN OIL	LB		8174
400 U STATES	4000	920	
	4000	920	
ANTIMONY OXIDE	LB		8179
100 U KINGDOM	10000	2375	
400 U STATES	500	218	
	10500	2593	

IMPORTS INTO CANADA FOR CONSUMPTION

Articles and Countries from which Imported		MONTH OF JANUARY 1956		Class Number
		Quantities	Values (\$)	
LAMP BLACK	400 U STATES	LB 12525	2651	8180
		12525	2651	
TITANIUM OXIDE	100 U KINGDOM	LB 1158000	225537	8181
	335 GERMANY W	5000	2915	
	400 U STATES	3874200	592898	
		5037200	821350	
CARBON BLACK	400 U STATES	LB 2922803	183952	8182
		2922803	183952	
BONE BLACK AND IVORY BLACK	400 U STATES	LB 38290	7310	8183
		38290	7310	
BLANC FIXE	100 U KINGDOM	LB 800	82	8184
	400 U STATES	37200	1763	
		38000	1845	
BRONZE POWDER	400 U STATES	LB 1769	2447	8185
		1769	2447	
LITHOPONE	100 U KINGDOM	LB 170400	15283	8186
	400 U STATES	107020	8783	
		277420	24066	
OXIDE OF COBALT		LB		8187
OXIDE OF COPPER	100 U KINGDOM	LB 12350	6875	8188
		12350	6875	
OXIDES FILLERS COLOURS DRY NOP	100 U KINGDOM	LB 112770	39953	8189
	306 BELGIUM	2002	681	
	318 DENMARK	2205	4708	
	335 GERMANY W	11010	645	
	354 NETHRLNDS	300	862	
	372 SPAIN	22441	437	
	400 U STATES	654473	300686	
		805201	347972	
PARIS GREEN DRY		LB		8190
SATIN WHITE	400 U STATES	LB 114526	2004	8191
		114526	2004	
ULTRAMARINE BLUE DRY OR PULP	100 U KINGDOM	LB 15050	3234	8192
	400 U STATES	22400	6870	
		37450	10104	
ZINC WHITE OXIDE	400 U STATES	LB 148106	19856	8193
		148106	19856	
OXIDE OF TIN	100 U KINGDOM	LB 6560	6858	8194
	400 U STATES	300	90333	
		6860	97191	
OCHRES SIENNAS AND UMBERS	100 U KINGDOM	LB 3120	117	8201
	400 U STATES	50410	4216	
		53530	4333	
PUTTY	100 U KINGDOM	LB 2500	112	8202
	400 U STATES	53964	7277	
		56464	7389	
ARTISTS AND CHILDRENS COLOURS	100 U KINGDOM		12930	8211
	306 BELGIUM		330	
	327 FRANCE		108	
	335 GERMANY W		733	
	400 U STATES		23173	
			37274	
GOLD LIQUID PAINT	400 U STATES		560	8212
			560	
LIQUID FILLERS AND PAINTS NOP	100 U KINGDOM	GAL 564	1770	8213
	231 HONG KONG	300	926	
	318 DENMARK	53	300	
	335 GERMANY W	184	1491	
	354 NETHRLNDS	35	270	
	400 U STATES	52693	212661	
		53829	217418	
SPIRIT VARNISHES AND LACQUERS	100 U KINGDOM	GAL 139	1048	8214
	335 GERMANY W	1527	11169	
	400 U STATES	6424	29123	
		8090	41340	
STAINS AND OXIDES	100 U KINGDOM	LB 1100	1135	8215
	400 U STATES	27805	32679	
		28905	33814	
VARNISHES LACQUERS JAPANS NOP	100 U KINGDOM	GAL 510	2255	8216
	335 GERMANY W	6	68	
	376 SWITZRLND	114	528	
	400 U STATES	29330	80435	
		29960	83286	

IMPORTS INTO CANADA FOR CONSUMPTION

Articles and Countries from which Imported	MONTH OF JANUARY 1956		Class Number
	Quantities	Values (\$)	
ALCOHOLIC PERFUMES UNDER 4 OZ			8221
100 U KINGDOM		1173	
231 HUNG KONG		83	
327 FRANCE		5374	
335 GERMANY W		2528	
372 SPAIN		163	
400 U STATES		4040	
		13361	
ALCOHOLIC PERFUMES OVER 4 OZ	GAL		8222
100 U KINGDOM	30	2518	
327 FRANCE	20	561	
335 GERMANY W	22	440	
400 U STATES	9	108	
	81	3627	
POMADES FRENCH	LB		8223
PERFUMERY TOILET PREPARATIONS			8224
100 U KINGDOM		4243	
327 FRANCE		5168	
335 GERMANY W		4425	
344 ITALY		2122	
354 NETHRLNDS		350	
375 SWEDEN		167	
376 SWITZRLND		929	
400 U STATES		37491	
		54895	
CASTILE SOAP	LB		8231
COMMON OR LAUNDRY SOAP	LB		8232
100 U KINGDOM	590	456	
400 U STATES	117175	17043	
	117765	17499	
LIQUID SOAP	LB		8234
100 U KINGDOM	2320	204	
400 U STATES	93803	17513	
	96123	17717	
SOAP POWDERS AND FLAKES	LB		8235
100 U KINGDOM	2240	179	
354 NETHRLNDS	714	63	
376 SWITZRLND	220	70	
400 U STATES	390710	55590	
	393884	55902	
TOILET SOAP N O P			8236
100 U KINGDOM		4453	
327 FRANCE		286	
335 GERMANY W		733	
400 U STATES		2145	
		7617	
WHALE OIL SOAP	LB		8237
100 U KINGDOM	4480	234	
400 U STATES	1160	145	
	5640	379	
SOAP N O P			8238
100 U KINGDOM		128	
400 U STATES		16275	
		16403	
ALUM IN BULK NOT CALCINED	CWT		8251
100 U KINGDOM	80	313	
400 U STATES	631	3405	
	711	3718	
CHLORIDE OF ALUMINUM	CWT		8252
400 U STATES	1815	27832	
	1815	27832	
SULPHATE OF IRON COPPERAS	CWT		8253
100 U KINGDOM	200	478	
400 U STATES	2031	2799	
	2231	3277	
SULPHATE OF ALUMINA ALUM CAKE	CWT		8254
100 U KINGDOM	8400	13337	
400 U STATES	16700	31072	
	25100	44409	
AMMONIA NITRATE	LB		8261
400 U STATES	169580	10691	
	169580	10691	
SAL AMMONIAC	LB		8262
100 U KINGDOM	80550	5610	
354 NETHRLNDS	11000	382	
400 U STATES	2830	574	
	94380	6566	
SAL AMMONIAC SKIMMINGS	LB		8263
400 U STATES	1666	317	
	1666	317	
AMMONIA COMPOUNDS N O P	LB		8264
100 U KINGDOM	560	676	
400 U STATES	605374	21342	
	605934	22018	
AMMONIA ANHYDROUS	LB		8265
400 U STATES	2882422	122731	
	2882422	122731	
ANTIMONY SALTS TARTAR EMETIC	LB		8271
400 U STATES	116	84	
	116	84	
ARSENOUS OXIDE ARSEN SULPHIDE	LB		8273
COPPER SUBACETATE PRECIPITATE	LB		8274
400 U STATES	400	220	
	400	220	

IMPORTS INTO CANADA FOR CONSUMPTION

Articles and Countries from which Imported	MONTH OF JANUARY 1956		Class Number
	Quantities	Values (\$)	
COPPER SULPHATE	LB		8275
100 U KINGDOM	90112	12853	
400 U STATES	18790	3447	
	108902	16300	
TIN BICHLORIDE TIN CRYSTALS	LB		8277
100 U KINGDOM	1000	748	
400 U STATES	100	96	
	1100	844	
ZINC CHLORIDE	LB		8278
100 U KINGDOM	28000	2841	
400 U STATES	26485	2733	
	54485	5574	
ZINC SULPHATE	LB		8279
100 U KINGDOM	170536	10407	
400 U STATES	36704	3000	
	207240	13407	
BISMUTH SALTS			8291
100 U KINGDOM		8847	
		8847	
LEAD ACETATE NOT GROUND	LB		8292
400 U STATES	500	99	
	500	99	
LEAD ARSENATE	LB		8293
LEAD NITRATE NOT GROUND	LB		8294
400 U STATES	4800	864	
	4800	864	
COMPOUNDS OF TETRAETHYL LEAD	LB		8295
400 U STATES	2826236	1018115	
	2826236	1018115	
BROMINE	LB		8301
400 U STATES	5352	1760	
	5352	1760	
CHLORINE LIQUID CHLORINE GAS	LB		8303
400 U STATES	5085150	145886	
	5085150	145886	
IODINE CRUDE	LB		8304
400 U STATES	9568	13802	
	9568	13802	
IODIZED SALTS FOR ANIMALS			8305
400 U STATES		803	
		803	
CALCIUM ARSENATE	LB		8311
CALCIUM CHLORIDE	CWT		8315
400 U STATES	38375	56239	
	38375	56239	
CHLORIDE OF LIME	CWT		8316
100 U KINGDOM	341	1343	
347 JAPAN	44	613	
400 U STATES	487	5790	
	872	7746	
CALCIUM MOLYBOATE	LB		8318
CALCIUM COMPOS NOP EXC CITRATE	LB		8319
100 U KINGDOM	2547	2125	
354 NETHRLMDS	5512	1439	
359 NORWAY	10000	283	
400 U STATES	397341	37070	
	415400	40917	
ARGOLS	LB		8321
CREAM OF TARTAR IN CRYSTALS	LB		8322
100 U KINGDOM	7840	2475	
344 ITALY	16532	3740	
372 SPAIN	11023	2225	
	35395	8440	
POTASH AND PEARL ASH	LB		8323
400 U STATES	63475	5462	
	63475	5462	
POTASH BICARBONATE	LB		8325
100 U KINGDOM	1320	176	
	1320	176	
POTASH BICHROMATE CRUDE	LB		8326
100 U KINGDOM	6500	995	
400 U STATES	15900	2523	
	22400	3518	
POTASH CAUSTIC	LB		8327
327 FRANCE	10989	1136	
335 GERMANY W	63843	5642	
375 SWEDEN	2260	536	
400 U STATES	442665	19928	
	519757	27242	
POTASH CHLORATE GROUND	LB		8329
400 U STATES	542	145	
	542	145	
POTASH RED OR YELLOW PRUSSIAN	LB		8330
400 U STATES	757	362	
	757	362	
POTASH NITRATE OR SALTPETRE	LB		8331
400 U STATES	445	56	
	445	56	
POTASH COMPOUNDS N O P	LB		8332
100 U KINGDOM	2602	2454	
327 FRANCE	560	656	
335 GERMANY W	336	498	

IMPORTS INTO CANADA FOR CONSUMPTION

Articles and Countries from which Imported	MONTH OF JANUARY 1956		Class Number
	Quantities	Values (\$)	
400 U STATES	287942	25197	
CLEANING COMPOUNDS SODIUM BASE	291440	28805	
400 U STATES	679046	92543	8337
SODA BENZOATE	LB	679046	8338
SODA BROMIDE	LB		8339
400 U STATES	2000	620	
SODA CITRATE	2000	620	8340
BAKING POWDER	LB		8341
335 GERMANY W	237	967	
BORAX	237	967	8342
100 U KINGDOM	LB		
400 U STATES	1240	270	
GLAUBER SALTS	1775376	56188	
400 U STATES	1776616	56458	8343
400 U STATES	LB		
SODA ARSENIATE BINARSENATE	496320	8487	
400 U STATES	496320	8487	8344
SODA ASH OR BARI LLA	LB		
100 U KINGDOM	10200	5763	
400 U STATES	10200	5763	8345
100 U KINGDOM	LB		
400 U STATES	1370204	18873	
SODA BICARBONATE	11682700	175678	
100 U KINGDOM	13052904	194551	
400 U STATES	LB		8346
100 U KINGDOM	263000	4440	
400 U STATES	648900	15296	
SODA BICHROMATE	911900	19736	8347
100 U KINGDOM	LB		
400 U STATES	169500	17717	
SODA BISULPHATE OR NITRE CAKE	301600	78077	
400 U STATES	471100	55794	8348
SODA BISULPHITE	LB		
400 U STATES	128570	2650	
SODA BISULPHITE	128570	2650	8349
SODA CAUSTIC IN PACKAGES	LB		
100 U KINGDOM	102410	3597	
375 SWEDEN	3000	513	
400 U STATES	1043175	49783	
SODA CAUSTIC IN SOLUTION	1148585	53893	
400 U STATES	LB		8352
SODA CHLORATE	14981557	209077	
400 U STATES	14981557	209077	8353
400 U STATES	LB		
SODIUM CYANIDE	100	51	
100 U KINGDOM	100	51	
400 U STATES	LB		8354
SODIUM GLUTAMATE	239048	30256	
347 JAPAN	20000	3200	
400 U STATES	259048	33456	8355
400 U STATES	LB		
SODA HYPOSULPHITE	1995	3390	
100 U KINGDOM	6250	7844	
400 U STATES	8245	11234	8356
100 U KINGDOM	LB		
400 U STATES	11200	389	
SODA NITRITE	83665	5148	
100 U KINGDOM	94865	5537	
400 U STATES	LB		8357
SODA PEROXIDE	4480	181	
100 U KINGDOM	400	72	
400 U STATES	4880	253	8358
100 U KINGDOM	LB		
400 U STATES	159750	21025	
SODA PHOSPHATE N O P	44994	7884	
100 U KINGDOM	204744	28909	
400 U STATES	LB		8359
SODA PRUSSATE	600	201	
100 U KINGDOM	430282	49042	
400 U STATES	430882	49243	8360
400 U STATES	LB		
SODA SAL	16000	2267	
100 U KINGDOM	16000	2267	
400 U STATES	LB		8361
SODA SILICATE	1500	113	
100 U KINGDOM	1500	113	
400 U STATES	LB		8362
SODA SULPHATE CRUDE SALT CAKE	14310	323	
100 U KINGDOM	495588	26413	
400 U STATES	509898	26736	
SODA SULPHIDE	LB		8363
100 U KINGDOM	3307140	30026	
400 U STATES	3307140	30026	
SODA SULPHITE	LB		8364
100 U KINGDOM	11088	418	
400 U STATES	225810	11548	
SODA SULPHITE	236898	11966	
100 U KINGDOM	LB		8365
400 U STATES	2240	174	

IMPORTS INTO CANADA FOR CONSUMPTION

115

Articles and Countries from which Imported	MONTH OF JANUARY 1956		Class Number
	Quantities	Values (\$)	
400 U STATES	4448	647	
SODIUM COMPOUNDS N O P	6688	821	
100 U KINGDOM	LB 86841	11342	8366
327 FRANCE	2200	2613	
335 GERMANY W	56150	3926	
376 SWITZRLND	45	237	
400 U STATES	1286187	117171	
	1431423	135289	
SODA PHOSPHATE DISODIUM	LB		8367
400 U STATES	5000	373	
	5000	373	
SODA PHOSPHATE TRISODIUM	LB		8368
400 U STATES	196500	9171	
	196500	9171	
SODA FLUORIDE	LB		8369
SODA ANTIMONATE	LB		8370
400 U STATES	36000	10800	
	36000	10800	
ACID PHOSPHATE NOT MEDICINAL	LB		8371
400 U STATES	69716	6794	
	69716	6794	
BARIUM PEROXIDE	LB		8372
HYDROGEN PEROXIDES IN SOLUTION	LB		8373
335 GERMANY W	18629	2692	
400 U STATES	221000	42925	
	239629	45617	
MAGNESIUM CARBONATE	LB		8374
100 U KINGDOM	62000	4242	
	62000	4242	
MAGNESIUM SALTS COMPOUNDS NOP	LB		8375
100 U KINGDOM	4400	2793	
400 U STATES	1969160	52800	
	1973560	55593	
MAGNESIUM SULPHATE EPSOM SALTS	LB		8376
100 U KINGDOM	11200	315	
335 GERMANY W	254000	2120	
400 U STATES	163010	3521	
	428210	5956	
MERCURY SALTS			8377
400 U STATES		84	
		84	
PHOSPHORUS AND COMPOUNDS N O P	LB		8378
400 U STATES	80	339	
	80	339	
RADIUM			8379
100 U KINGDOM		3464	
400 U STATES		4225	
		7689	
MOLYBDENUM OXIDE	LB		8380
400 U STATES	25200	31966	
	25200	31966	
ETHYL CHLORIDE	LB		8388
400 U STATES	1043	1286	
	1043	1286	
ACETONE			8389
400 U STATES		715	
		715	
ETHYLENE DICHLORIDE	LB		8390
400 U STATES	5700	526	
	5700	526	
AMYL ACETATE			8391
400 U STATES		372	
		372	
BLACKING SHOE LEATHER DRESSING			8392
100 U KINGDOM		6036	
306 BELGIUM		456	
335 GERMANY W		295	
344 ITALY		179	
400 U STATES		38148	
		45114	
BLUEING LAUNDRY			8393
CAMPHOR NATURAL OR SYNTHETIC	LB		8394
100 U KINGDOM	2000	1611	
400 U STATES	9850	5679	
	11850	7290	
CARBON BISULPHIDE N O P	LB		8395
400 U STATES	210	59	
	210	59	
CARBON TETRACHLORIDE	LB		8396
400 U STATES	54412	4302	
	54412	4302	
CHLOROFORM	LB		8397
335 GERMANY W	3086	477	
400 U STATES	22521	3582	
	25607	4059	
CYANIDE OF POTASSIUM	LB		8398
100 U KINGDOM	2128	348	
400 U STATES	70	120	
	2198	468	
ETHYLENE GLYCOL FOR ANTIFREEZE	LB		8399
ETHYLENE GLYCOL N O P	LB		8400

IMPORTS INTO CANADA FOR CONSUMPTION

Articles and Countries from which Imported	MONTH OF JANUARY 1956		Class Number
	Quantities	Values (\$)	
FORMALDEHYDE 400 U STATES	LB 936320	34622	8401
	936320	34622	
GLYCERINE CRUDE 400 U STATES	LB 81980	17216	8402
	81980	17216	
GLYCERINE FOR EXPLOSIVES 400 U STATES	LB 82620	24786	8403
	82620	24786	
GLYCERINE N O P 400 U STATES	LB 83170	23713	8404
	83170	23713	
INK PRINTING 100 U KINGDOM	LB 84408	40887	8405
318 DENMARK	163	91	
335 GERMANY W	1604	829	
400 U STATES	97246	54464	
	183421	96271	
INK ROTOGRAVURE 400 U STATES	LB 17368	7729	8406
	17368	7729	
INK WRITING 400 U STATES		4879	8407
		4879	
NAPHTHALENE FLAKES AND BALLS 335 GERMANY W	LB 55046	4683	8408
400 U STATES	22646	6588	
	77692	11271	
NITROUS ETHER 400 U STATES	GAL 10	185	8409
	10	185	
CHEMICALS FOR SYNTHETIC RESINS 400 U STATES	LB 73400	18970	8410
	73400	18970	
SULPHURIC ETHER 400 U STATES	LB 157157	15903	8411
	157157	15903	
THEOBROMINE DIMETHYL SULPHATE	LB		8412
POLISH KNIFE OR OTHER N O P 100 U KINGDOM		4068	8413
335 GERMANY W		1347	
400 U STATES		23509	
		28924	
VANILLIN 100 U KINGDOM	LB 400	1624	8414
	400	1624	
ALL OTHER DRUGS CHEMICALS NOP		221642	8415
100 U KINGDOM		4553	
231 HONG KONG		248	
234 AUSTRALIA		1402	
236 NEW ZEAL		2017	
306 BELGIUM		1455	
318 DENMARK		5678	
327 FRANCE		29866	
335 GERMANY W		254	
336 GREECE		124	
347 JAPAN		920	
352 MEXICO		4423	
354 NETHRLNDS		1040	
359 NORWAY		293	
372 SPAIN		367	
375 SWEDEN		104877	
376 SWITZRLND		139	
381 ALASKA		4389311	
400 U STATES		4768609	
PHTHALIC ANHYDRIDE 400 U STATES	LB 414650	80070	8416
	414650	80070	
MATERIALS NOP FOR PLASTICS 100 U KINGDOM		1940	8422
306 BELGIUM		2821	
400 U STATES		751417	
		756178	
CASINGS SYNTHETIC FOR MEATS 335 GERMANY W	LB 485	1142	8423
400 U STATES	23720	34389	
	24205	35531	
TUNGSTEN CARBIDE IN TUBES 400 U STATES		19924	8425
		19924	
BUTADIENE 400 U STATES		298484	8428
		298484	
ETHYL BENZENE	GAL		8429
GASOLINE ANTI OXIDANTS 400 U STATES	LB 160160	106647	8430
	160160	106647	
SYNTHETIC RESIN GLUE 335 GERMANY W	LB 870	307	8431
400 U STATES	131606	42072	
	132476	42379	
RIBOFLAVIN 400 U STATES		22865	8432
		22865	

IMPORTS INTO CANADA FOR CONSUMPTION

117

Articles and Countries from which Imported	MONTH OF JANUARY 1956		Class Number
	Quantities	Values (\$)	
YEAST DEAD OR INACTIVE 400 U STATES	LB 34055	14920	8433
CATALYSTS PETROLEUM REFINING 400 U STATES	34055	14920	8434
FATTY ALCOHOLS 100 U KINGDOM 335 GERMANY W 400 U STATES		1807 13875 28734 44416	8435
MATERIALS NOP FOR CHROM OXIDE FLUORESCENT COATING OR POWDER 400 U STATES	LB 5918	32941	8436 8437
CELLULOSE ESTERS NO ADMIXTURE 400 U STATES	5918	32941	8500
CELLULOSE COMPODS MOULDING ETC 400 U STATES		148319 148319	8530
CELLULOSE PLASTICS FOAM EXPND 335 GERMANY W 400 U STATES		391 2946 3337	8550
CELLULOSE COMPOUNDS N O P 400 U STATES		2423 2423	8570
CELLULOSE PLASTIC PRIM SHAPES 100 U KINGDOM 335 GERMANY W 344 ITALY 400 U STATES		1310 1939 10053 136476 149778	8600
CELLUL PLAST SHAPES REINFORCED 100 U KINGDOM 327 FRANCE 400 U STATES		233 160 45021 45414	8630
LAMINATO MOULOE CELL PLASTICS 100 U KINGDOM 400 U STATES		1728 12706 14434	8650
CELL NITRATE ENGRAVING SHEETS 335 GERMANY W 400 U STATES		4491 4440 8931	8670
MFRS OF CELLULOSE PLASTICS NOP 100 U KINGDOM 317 CZECHO S 327 FRANCE 335 GERMANY W 347 JAPAN 400 U STATES		9073 1171 395 58 597 105949 117243	8700
MFRS OF REGEN CELLULOSE NOP 100 U KINGDOM 231 HONG KONG 335 GERMANY W 375 SWEDEN 376 SWITZRLNO 400 U STATES		33871 114 760 3754 1299 86620 126418	8720
SYNTHETIC RESINS NO ADMIXTURE 100 U KINGDOM 309 BRAZIL 335 GERMANY W 376 SWITZRLNO 400 U STATES		29674 528 962 480 1310947 1342591	8750
SYNTHETIC RESINS IN SOLUTIONS 327 FRANCE 335 GERMANY W 400 U STATES		1630 191 317471 319292	8770
SYNTH RESIN COMPODS MOULONG ETC 100 U KINGDOM 335 GERMANY W 400 U STATES		6583 131 407054 413768	8800
SYNTH RESINS FOAMED EXPANOE 100 U KINGDOM 335 GERMANY W 354 NETHRLNOS 400 U STATES		313 1527 2444 23495 27779	8830
SYNTH RESIN COMPOSITIONS NOP 100 U KINGDOM 400 U STATES		2842 170412 173254	8850
SYNT OR PROT PLAST PRIM SHAPES 100 U KINGDOM 335 GERMANY W 372 SPAIN 376 SWITZRLNO		52444 24456 2146 203	8870

IMPORTS INTO CANADA FOR CONSUMPTION

Articles and Countries from which Imported	MONTH OF JANUARY 1956		Class Number
	Quantities	Values (\$)	
400 U STATES		669706	8900
SYNTH RESIN SHAPES REINFORCED		748955	
100 U KINGDOM		305	8930
335 GERMANY W		559	
354 NETHRLNDS		251	
400 U STATES		116249	
LAMIN PLASTICS SYN RES BONDED		117364	8950
100 U KINGDOM		31911	
400 U STATES		53507	
MFRS OF SYNT RES OR PROT PLAST		85418	8950
100 U KINGDOM		27775	
305 AUSTRIA		324	
318 DENMARK		253	
327 FRANCE		116	
335 GERMANY W		3195	
344 ITALY		7104	
347 JAPAN		2520	
354 NETHRLNDS		472	
365 POLAND		1733	
375 SWEDEN		977	
376 SWITZRLND		219	
400 U STATES		889303	
		933991	

IMPORTS INTO CANADA FOR CONSUMPTION

Articles and Countries from which Imported	MONTH OF JANUARY 1956		Class Number
	Quantities	Values (\$)	
<u>GROUP 9</u>			
<u>MISCELLANEOUS COMMODITIES</u>			
FILM FOR REPRODUCTION	F E E T		9000
100 U KINGDOM	4816	214	
400 U STATES	260574	13991	
	265390	14205	
BAGATELLE OR OTHER GAME BOARDS			9001
100 U KINGDOM		2404	
400 U STATES		62989	
		65393	
BALLS CUES CUE RACKS CUE TIPS			9002
100 U KINGDOM		3597	
400 U STATES		62	
		3659	
BILLIARD TABLES	N O		9003
100 U KINGDOM	1	236	
	1	236	
BALLS TENNIS	D O Z		9004
100 U KINGDOM	3360	8770	
	3360	8770	
BALLS ALL KINDS N O P FOR SPORTS			9005
100 U KINGDOM		8821	
234 AUSTRALIA		1626	
327 FRANCE		194	
347 JAPAN		358	
400 U STATES		18586	
		29585	
FILMS X RAY			9006
100 U KINGDOM		57241	
306 BELGIUM		82422	
400 U STATES		68619	
		208282	
GUN COVERS GAME BAGS			9007
100 U KINGDOM		80	
347 JAPAN		109	
400 U STATES		72	
		261	
CRICKET BATS BALLS GLOVES			9008
DOLLS			9009
100 U KINGDOM		616	
231 HONG KONG		636	
335 GERMANY W		214	
344 ITALY		460	
347 JAPAN		4360	
365 POLAND		185	
400 U STATES		7238	
		13709	
FILMS PHOTOGRAPHERS			9010
100 U KINGDOM		2641	
306 BELGIUM		6484	
335 GERMANY W		454	
400 U STATES		365537	
		375116	
FILMS CINEMATOGRAPH POSITIVES	F E E T		9011
100 U KINGDOM	295155	23621	
326 FINLAND	800	115	
327 FRANCE	512644	23537	
335 GERMANY W	36424	2384	
344 ITALY	18504	1480	
376 SWITZRLND	6230	962	
380 USSR	12773	1021	
400 U STATES	5905723	416094	
	6788253	469214	
FILMS FOR AERIAL PHOTOGRAPHY			9012
FISHING RODS			9013
100 U KINGDOM		4086	
327 FRANCE		497	
347 JAPAN		8225	
400 U STATES		46967	
		59775	
GOLF CLUBS AND FINISHED PARTS			9014
100 U KINGDOM		1345	
400 U STATES		12518	
		13863	
MECHANICAL TOYS OF METAL			9016
100 U KINGDOM		3112	
335 GERMANY W		3378	
344 ITALY		372	
347 JAPAN		72845	
400 U STATES		9002	
		88709	
METAL JUVENILE CONSTR SETS			9017
100 U KINGDOM		1921	
		1921	
TOYS OF ALL KINDS N O P			9018
100 U KINGDOM		33494	
231 HONG KONG		303	
234 AUSTRALIA		312	
306 BELGIUM		5821	

IMPORTS INTO CANADA FOR CONSUMPTION

Articles and Countries from which Imported	MONTH OF JANUARY 1956		Class Number
	Quantities	Values (\$)	
327 FRANCE		484	
335 GERMANY W		7740	
340 HUNGARY		458	
344 ITALY		1218	
347 JAPAN		93868	
352 MEXICO		288	
354 NETHRLNDS		3175	
365 POLAND		142	
375 SWEDEN		1726	
390 GERMANY E		636	
400 U STATES		143730	
		293415	
SPORTSMENS FISHING TACKLE NOP			9019
100 U KINGDOM		25914	
231 HONG KONG		1257	
234 AUSTRALIA		1002	
317 CZECHO S		432	
327 FRANCE		33780	
335 GERMANY W		15412	
344 ITALY		3849	
347 JAPAN		26079	
359 NORWAY		4903	
372 SPAIN		600	
375 SWEDEN		323	
376 SWITZRLND		2366	
400 U STATES		330487	
		446404	
FILMS CINEMATOGRAPH NEGATIVE			9020
335 GERMANY W		517	
400 U STATES		6668	
		7185	
BRUSHES ARTISTS			9021
100 U KINGDOM		2427	
327 FRANCE		213	
335 GERMANY W		6201	
347 JAPAN		2584	
400 U STATES		3253	
		14678	
BRUSHES PAINT AND VARNISH			9022
100 U KINGDOM		26782	
400 U STATES		660	
		27442	
BRUSHES TOOTH			9023
	DOZ		
100 U KINGDOM	8793	5595	
231 HONG KONG	840	428	
400 U STATES	3653	3263	
	13286	9286	
BRUSHES TOILET N O P			9024
100 U KINGDOM		9559	
327 FRANCE		1923	
335 GERMANY W		2636	
354 NETHRLNDS		135	
360 ISRAEL		298	
400 U STATES		9535	
		24066	
BRUSHES ALL OTHER N O P			9025
100 U KINGDOM		13744	
231 HONG KONG		199	
335 GERMANY W		2581	
347 JAPAN		72	
354 NETHRLNDS		475	
400 U STATES		24272	
		41343	
PACKAGES CONTAINING GOODS			9030
100 U KINGDOM		289048	
207 UN SO AFR		1974	
208 BSA OTHER		81	
215 INDIA		3904	
216 PAKISTAN		33	
217 CEYLON		872	
221 B GUIANA		692	
223 BARBADUS		1253	
224 JAMAICA		996	
225 TRINIDAD		686	
227 BAHAMAS		360	
231 HONG KONG		17103	
232 MALTA		838	
234 AUSTRALIA		5275	
236 NEW ZEAL		32	
305 AUSTRIA		356	
306 BELGIUM		10733	
307 BEL CONGO		85	
309 BRAZIL		1908	
313 CHINA		354	
316 CUBA		201	
317 CZECHO S		7201	
318 DENMARK		1256	
326 FINLAND		3	
327 FRANCE		17080	
328 FR AFRICA		695	
335 GERMANY W		40421	
336 GREECE		266	
337 GUATEMALA		374	
338 HAITI		60	
340 HUNGARY		302	
344 ITALY		8828	

IMPORTS INTO CANADA FOR CONSUMPTION

Articles and Countries from which Imported	MONTH OF JANUARY 1956		Class Number
	Quantities	Values (\$)	
347 JAPAN		88236	
352 MEXICO		1667	
354 NETHRLNDS		10756	
359 NORWAY		12	
360 ISRAEL		80	
364 PHIL		278	
365 POLAND		86	
366 PORTUGAL		1822	
367 AZORES		203	
372 SPAIN		3740	
375 SWEDEN		6754	
376 SWITZRLND		22438	
381 ALASKA		21	
384 P RICO		1400	
388 YUGO SLAV		76	
389 IRELAND		402	
390 GERMANY E		608	
400 U STATES		163707	
		715556	
ORTHOPEDIC BRACES AND PARTS			9050
100 U KINGDOM		144	
335 GERMANY W		154	
400 U STATES		7325	
		7623	
EFFECTS LEFT BY BEQUEST			9051
100 U KINGDOM		8511	
224 JAMAICA		500	
234 AUSTRALIA		499	
305 AUSTRIA		50	
318 DENMARK		340	
335 GERMANY W		250	
376 SWITZRLND		500	
389 IRELAND		100	
400 U STATES		16839	
		27509	
APPLIANCES BOOTS FOR CRIPPLES			9052
400 U STATES		304	
		304	
ARTIFICIAL LIMBS AND PARTS			9053
400 U STATES		9889	
		9889	
BEAD ORNAMENTS			9055
347 JAPAN		483	
400 U STATES		968	
		1451	
BELTS N O P			9056
100 U KINGDOM		175	
215 INDIA		119	
231 HONG KONG		280	
335 GERMANY W		360	
400 U STATES		28122	
		29056	
BLINDS NOT TEXTILE OR PAPER			9057
347 JAPAN		7690	
400 U STATES		555	
		8245	
BOOT SHOE SHIRT STAY LACES			9058
100 U KINGDOM		492	
347 JAPAN		237	
400 U STATES		2300	
		3029	
BOOTS SHOES AND SLIPPERS FELT			9059
100 U KINGDOM	PAIR	214	243
400 U STATES		972	645
		1186	888
BOOTS SHOES AND SLIPPERS N O P			9060
100 U KINGDOM	PAIR	1511	1586
215 INDIA		123	420
231 HONG KONG		2466	1124
335 GERMANY W		194	351
347 JAPAN		5952	1705
354 NETHRLNDS		132	129
392 SYRIA		1050	564
400 U STATES		25186	27903
		36614	33782
BROOMS AND WHISKS			9061
340 HUNGARY		1353	
344 ITALY		949	
400 U STATES		2254	
		4556	
BUTTONS SHOE PAPIER MACHE			9062
BUTTONS SHOE N O P			9063
344 ITALY		179	
400 U STATES		1953	
		2132	
BUTTONS VEGETABLE IVORY			9064
400 U STATES	GROSS	23	118
		23	118
BUTTONS COLLAR AND CUFF			9065
100 U KINGDOM	GROSS	4	93
305 AUSTRIA		20	1417
335 GERMANY W		9	335
400 U STATES		820	38327
		853	40172

IMPORTS INTO CANADA FOR CONSUMPTION

Articles and Countries from which Imported	MONTH OF JANUARY 1956		Class Number
	Quantities	Values (\$)	
BUTTONS N O P		GROSS	9066
100 U KINGDOM	494	1550	
305 AUSTRIA	35	1353	
317 CZECHO S	5311	1913	
318 DENMARK	77	1112	
335 GERMANY W	7193	7868	
344 ITALY	1282	1024	
347 JAPAN	25508	9004	
354 NETHRLNDS	659	2958	
400 U STATES	98880	72437	
	139439	99219	
CASES BOXES DESKS FANCY			9067
100 U KINGDOM		9474	
215 INDIA		925	
231 HONG KONG		168	
305 AUSTRIA		119	
306 BELGIUM		758	
313 CHINA		121	
317 CZECHO S		88	
327 FRANCE		3615	
335 GERMANY W		6814	
344 ITALY		1830	
347 JAPAN		3950	
354 NETHRLNDS		673	
376 SWITZRLND		1288	
400 U STATES		96759	
		126582	
CHARITABLE DONATIONS			9068
400 U STATES		3994	
		3994	
COMBS TOILET DRESSING FANCY			9069
100 U KINGDOM		2735	
335 GERMANY W		2322	
376 SWITZRLND		1084	
400 U STATES		2747	
		8858	
APPLIANCES FOR THE DEAF PARTS			9070
100 U KINGDOM		769	
318 DENMARK		739	
335 GERMANY W		612	
400 U STATES		140559	
		142679	
FANS			9071
231 HONG KONG		72	
347 JAPAN		818	
400 U STATES		150	
		1040	
INSOLES OF ALL KINDS			9072
100 U KINGDOM		685	
335 GERMANY W		435	
400 U STATES		92	
		1212	
JEWELLERY N O P			9073
100 U KINGDOM		7537	
215 INDIA		271	
231 HONG KONG		252	
305 AUSTRIA		3362	
306 BELGIUM		260	
313 CHINA		210	
317 CZECHO S		5363	
327 FRANCE		2624	
335 GERMANY W		139582	
344 ITALY		3763	
347 JAPAN		48493	
352 MEXICO		250	
354 NETHRLNDS		167	
359 NORWAY		117	
360 ISRAEL		208	
371 THAILAND		2816	
372 SPAIN		1499	
376 SWITZRLND		207	
383 HAWAII		250	
400 U STATES		259223	
		476454	
MATS DDOR OR CARRIAGE N O P			9074
400 U STATES		70	
		70	
MATTRESSES			9075
100 U KINGDOM		9986	
400 U STATES		10838	
		20824	
PICTURE AND PHOTOGRAPH FRAMES			9076
100 U KINGDOM		1235	
318 DENMARK		601	
335 GERMANY W		935	
344 ITALY		3442	
347 JAPAN		2396	
352 MEXICO		164	
354 NETHRLNDS		104	
400 U STATES		17878	
		26755	
POCKET BOOKS PORTFOLIOS PURSES			9077
100 U KINGDOM		16774	
224 JAMAICA		52	
231 HONG KONG		284	
305 AUSTRIA		75	

IMPORTS INTO CANADA FOR CONSUMPTION

Articles and Countries from which Imported	MONTH OF JANUARY 1956		Class Number
	Quantities	Values (\$)	
306 BELGIUM		3760	
316 CUBA		390	
327 FRANCE		2302	
335 GERMANY W		10513	
344 ITALY		2608	
347 JAPAN		5991	
352 MEXICO		2459	
354 NETHRLNDS		5675	
372 SPAIN		94	
376 SWITZRLND		87	
390 GERMANY E		118	
392 SYRIA		69	
400 U STATES		170291	
		221542	
REFRIGERATORS ELECTRIC N O P	NO		9078
100 U KINGDOM	57	4374	
400 U STATES	5125	880058	
	5182	884432	
REFRIGERATORS N O P	NO		9079
400 U STATES	134	6674	
	134	6674	
REGALIA AND BADGES			9080
100 U KINGDOM		6746	
215 INDIA		600	
335 GERMANY W		1408	
347 JAPAN		230	
376 SWITZRLND		119	
400 U STATES		4563	
		13666	
SHADES LAMP NOP SHADE HOLDERS			9081
318 DENMARK		663	
400 U STATES		6608	
		7271	
SPECTACLE FRAMES AND PARTS N O P			9082
100 U KINGDOM		1395	
305 AUSTRIA		1721	
327 FRANCE		1713	
335 GERMANY W		5236	
344 ITALY		176	
400 U STATES		183045	
		193286	
PARTS FOR SPECTACLE FRAMES			9083
400 U STATES		29835	
		29835	
TOBACCO PIPES SMOKERS SETS			9084
100 U KINGDOM		6972	
231 HONG KONG		52	
327 FRANCE		9311	
335 GERMANY W		111	
344 ITALY		3783	
400 U STATES		1341	
		21570	
TOBACCO POUCHES CIGARETTE CASE			9085
100 U KINGDOM		2929	
317 CZECHO S		144	
318 DENMARK		62	
		3135	
TOILET AND MANICURE SETS			9086
100 U KINGDOM		239	
335 GERMANY W		855	
400 U STATES		508	
		1602	
TRUNKS AND VALISES			9087
100 U KINGDOM		9558	
317 CZECHO S		512	
335 GERMANY W		916	
375 SWEDEN		2330	
400 U STATES		58397	
		71713	
UMBRELLAS PARASOLS SUNSHADES			9088
100 U KINGDOM		666	
231 HONG KONG		299	
347 JAPAN		5338	
400 U STATES		495	
		6798	
WINDOW SHADE OR BLIND ROLLERS			9090
375 SWEDEN		1036	
400 U STATES		3424	
		4460	
REFRIGERATOR PARTS			9091
100 U KINGDOM		104205	
400 U STATES		1574148	
		1678353	
HOME DR FARM FREEZERS ELECTRIC	NO		9092
400 U STATES	3129	609004	
	3129	609004	
MINERAL MEDICINAL AERATD WATER			9103
400 U STATES		832	
		832	
ACCORDIONS CONCRTNAS MELODEONS	NO		9110
100 U KINGDOM	1	241	
335 GERMANY W	603	16253	
344 ITALY	605	32937	
376 SWITZRLND	106	945	
390 GERMANY E	303	2144	
400 U STATES	50	3222	
	1668	55742	

IMPORTS INTO CANADA FOR CONSUMPTION

Articles and Countries from which Imported	MONTH OF JANUARY 1956		Class Number
	Quantities	Values (\$)	
BRASS BAND INSTRUMENTS			9111
100 U KINGDOM		22907	
216 PAKISTAN		79	
306 BELGIUM		207	
317 CZECHO S		7869	
327 FRANCE		8821	
335 GERMANY W		1571	
344 ITALY		2628	
354 NETHRLNDS		1210	
390 GERMANY E		97	
400 U STATES		18529	
		63918	
HARPS	N0		9113
354 NETHRLNDS	2	328	
400 U STATES	4	546	
	6	874	
CABINET ORGANS	N0		9114
400 U STATES	12	1453	
	12	1453	
PIPE ORGANS	N0		9115
ORGAN PARTS N O P			9116
100 U KINGDOM		6032	
400 U STATES		11483	
		17515	
PIANOS	N0		9117
100 U KINGDOM	29	9308	
400 U STATES	67	21244	
	96	30552	
PIANO PARTS N O P			9118
100 U KINGDOM		7083	
400 U STATES		8024	
		15107	
PIANO AND ORGAN PARTS FOR MFR			9119
100 U KINGDOM		2497	
400 U STATES		4483	
		6980	
PHONOGRAPHS GRAMOPHONES NOP			9120
100 U KINGDOM		9172	
335 GERMANY W		8968	
347 JAPAN		74	
354 NETHRLNDS		9254	
400 U STATES		42610	
		70078	
PHONOGRAPH RECOROS	N0		9121
100 U KINGDOM	29830	33975	
231 HONG KONG	475	290	
234 AUSTRALIA	30	226	
317 CZECHO S	626	178	
326 FINLAND	1005	673	
327 FRANCE	8809	8457	
335 GERMANY W	1658	1707	
340 HUNGARY	813	328	
344 ITALY	1100	350	
347 JAPAN	150	126	
354 NETHRLNDS	1000	1045	
380 USSR	658	322	
400 U STATES	220530	94237	
	266684	141914	
OTHER MUSICAL INSTRUMENTS			9122
100 U KINGDOM		775	
231 HONG KONG		60	
317 CZECHO S		262	
327 FRANCE		3892	
335 GERMANY W		14925	
344 ITALY		1277	
347 JAPAN		3064	
376 SWITZRLND		666	
390 GERMANY E		3133	
400 U STATES		153490	
		181544	
MUSICAL INSTRUMENT STRINGS			9123
100 U KINGDOM		452	
305 AUSTRIA		307	
335 GERMANY W		400	
400 U STATES		3038	
		4197	
PHONOGRAPHS COIN OPERATED	N0		9124
400 U STATES	131	79405	
	131	79405	
PHOTOFLASH LAMPS	N0		9127
354 NETHRLNDS	146500	2618	
400 U STATES	399491	21579	
	545991	24197	
PHOTOGRAPHIC ACCESSORIES PARTS			9128
327 FRANCE		2000	
335 GERMANY W		38574	
347 JAPAN		10410	
376 SWITZRLND		2455	
400 U STATES		275861	
		329300	
THERMOMETERS			9139
100 U KINGDOM		5738	
327 FRANCE		388	
335 GERMANY W		1203	
347 JAPAN		3686	

IMPORTS INTO CANADA FOR CONSUMPTION

Articles and Countries from which Imported	MONTH OF JANUARY 1956		Class Number
	Quantities	Values (\$)	
376 SWITZRLND		98	9130
400 U STATES		69220	
APPARATUS X RAY		80333	
100 U KINGDOM		7203	9131
318 DENMARK		3902	
335 GERMANY W		9576	
344 ITALY		1805	
354 NETHRLNDS		1603	
375 SWEDEN		62	
400 U STATES		195548	
ARTIFICIAL LARYNX		219693	
BOTANICAL SPECIMENS			9132
100 U KINGDOM		104	9133
400 U STATES		965	
OLD COINS STAMPS TROPHIES		1069	
100 U KINGDOM		244	9134
318 DENMARK		53	
389 IRELAND		140	
400 U STATES		11804	
CAMERAS AND CAMERA PARTS N O P		12241	
100 U KINGDOM		3754	9135
231 HONG KONG		100	
305 AUSTRIA		60	
317 CZECHO S		2079	
327 FRANCE		1815	
335 GERMANY W		100650	
347 JAPAN		18053	
357 NETH ANT		160	
376 SWITZRLND		3113	
389 IRELAND		149	
390 GERMANY E		9977	
400 U STATES		208463	
CAMERA PARTS UNFINISHED		348373	
400 U STATES		21050	9136
CAMERA LENSES AND SHUTTERS		21050	
335 GERMANY W		6295	9137
400 U STATES		20848	
COLLECTIONS OF ANTIQUITIES		27143	
100 U KINGDOM		29828	9138
231 HONG KONG		208	
305 AUSTRIA		72	
313 CHINA		200	
327 FRANCE		200	
344 ITALY		583	
376 SWITZRLND		116	
400 U STATES		69632	
CYCLOMETERS AND SPEEDOMETERS		100839	
100 U KINGDOM		2377	9139
335 GERMANY W		852	
376 SWITZRLND		2688	
400 U STATES		11162	
GLOBES GEOGRAPHICAL		17079	
100 U KINGDOM		1120	9140
335 GERMANY W		340	
400 U STATES		7749	
MODELS OF INVENTIONS		9209	
100 U KINGDOM		140	9141
400 U STATES		8822	
APPARATUS FOR INSTITUTIONS		8962	
100 U KINGDOM		212249	9142
327 FRANCE		9490	
335 GERMANY W		4464	
347 JAPAN		851	
354 NETHRLNDS		219	
375 SWEDEN		148	
376 SWITZRLND		1518	
400 U STATES		559270	
OPERATING ROOM EQUIPMENT		788209	
100 U KINGDOM		3173	9143
335 GERMANY W		897	
347 JAPAN		2178	
376 SWITZRLND		1464	
400 U STATES		405808	
DENTAL INSTRUMENTS		413520	
100 U KINGDOM		4925	9143
305 AUSTRIA		2255	
335 GERMANY W		29936	
347 JAPAN		2245	
375 SWEDEN		77	
376 SWITZRLND		148	
400 U STATES		85478	
		125064	

IMPORTS INTO CANADA FOR CONSUMPTION

Articles and Countries from which Imported	MONTH OF JANUARY 1956		Class Number
	Quantities	Values (\$)	
SURGICAL TRUSSES AND SUPPORTS			9144
ARTICLES FOR THE BLIND			9145
376 SWITZRLND		840	
400 U STATES		780	
		1620	
OPTICAL AND PHILOSOPHICAL INST			9146
100 U KINGDOM		22544	
306 BELGIUM		1789	
327 FRANCE		1105	
335 GERMANY W		9267	
347 JAPAN		56793	
375 SWEDEN		989	
376 SWITZRLND		1482	
390 GERMANY E		240	
400 U STATES		261737	
		355946	
EDUCATIONAL FILMS			9148
100 U KINGDOM		849	
400 U STATES		58117	
		58966	
CINEMATOGRAPH CAMERAS			9149
400 U STATES		7685	
		7685	
SURGICAL INSTRUMENTS			9150
100 U KINGDOM		26724	
318 DENMARK		107	
327 FRANCE		276	
335 GERMANY W		25099	
344 ITALY		114	
347 JAPAN		9725	
352 MEXICO		4022	
354 NETHRLNDS		557	
375 SWEDEN		707	
376 SWITZRLND		515	
400 U STATES		349782	
		417628	
RACING SHELLS OR OARS	NO		9151
BOATS OPEN PLEASURE	NO		9152
100 U KINGDOM	6	453	
318 DENMARK	1	2100	
327 FRANCE	1	170	
335 GERMANY W	1	227	
400 U STATES	43	11073	
	52	14023	
LAUNCHES PLEASURE MOTIVE POWER	NO		9153
100 U KINGDOM	1	2382	
400 U STATES	14	23447	
	15	25829	
MATERIALS EXWHOUSE FOR VESSELS			9154
SHIPS AND VESSELS REPAIRS ON			9155
400 U STATES		150	
		150	
SHIPS FOREIGN BUILT COASTAL	NO		9156
VESSELS FOREIGN BUILT N O P			9157
100 U KINGDOM		27761	
400 U STATES		9704	
		37465	
BUGGIES CUTTERS VEHICLES N O P	NO		9162
400 U STATES	379	27382	
	379	27382	
CHILDRENS CARRIAGES AND PARTS	NO		9163
100 U KINGDOM	12	269	
400 U STATES		201	
	12	470	
CHILDRENS SLEOS VEHICLES N O P			9164
100 U KINGDOM		369	
354 NETHRLNDS		1051	
400 U STATES		18020	
		19440	
SLEIGHS N O P AND PARTS	NO		9165
WAGONS AND SLEDS FARM AND PTS	NO		9166
400 U STATES	121	20837	
	121	20837	
WAGONS FREIGHT DRAYS AND PARTS	NO		9167
WHEELBARROWS HAND TRUCKS CARTS	NO		9168
100 U KINGDOM	45	2987	
359 NORWAY	13	2282	
400 U STATES	4953	67436	
	5011	72705	
TRUCKS AND CARS N O P			9169
400 U STATES		3767	
		3767	
TRAILERS FOR MOTOR VEHICLES	NO		9170
100 U KINGDOM	1	679	
400 U STATES	313	467192	
	314	467871	
AIRCRAFT NOT OVER 1500 LB WT	NO		9171
400 U STATES	15	45374	
	15	45374	

IMPORTS INTO CANADA FOR CONSUMPTION

127

Articles and Countries from which Imported	MONTH OF JANUARY 1956		Class Number
	Quantities	Values (\$)	
AIRCRAFT 1501 TO 3000 LB WT 400 U STATES	NO 7	99970	9172
AIRCRAFT 3001 TO 7500 LB WT 400 U STATES	NO 2	291490	9173
AIRCRAFT OVER 7500 LB WEIGHT 400 U STATES	NO 9	1146583	9174
AIRCRAFT PTS EXCLUDING ENG PTS 100 U KINGDOM 207 UN SO AFR 327 FRANCE 335 GERMANY W 347 JAPAN 376 SWITZRLND 381 ALASKA 400 U STATES		342458 700 9226 636 2228 121 500 7246758	9175
PAINTINGS UNDER 20 DOLLARS 100 U KINGDOM 305 AUSTRIA 313 CHINA 318 DENMARK 340 HUNGARY 347 JAPAN 354 NETHRLNDS 400 U STATES	NO 18 38 12 55 37 20 12 12 204	165 240 70 376 437 154 72 74 1588	9181
PAINTINGS 20 DOLLARS OR OVER 100 U KINGDOM 224 JAMAICA 231 HONG KONG 304 ARGENTINA 305 AUSTRIA 318 DENMARK 327 FRANCE 338 HAITI 340 HUNGARY 344 ITALY 354 NETHRLNDS 400 U STATES		10101 120 123 65 1190 1130 4943 420 150 674 1298 122125 142339	9182
STATUES AND STATUETTES N O P 100 U KINGDOM 203 B E AFR 217 CEYLON 231 HONG KONG 305 AUSTRIA 313 CHINA 335 GERMANY W 344 ITALY 347 JAPAN 390 GERMANY E 400 U STATES		2688 238 475 477 53 1429 2291 168 2742 865 4625 16051	9183
PORCELAIN STATUES STATUETTES 100 U KINGDOM 318 DENMARK 327 FRANCE 335 GERMANY W 347 JAPAN 400 U STATES		30422 284 177 6549 39491 1306 78229	9184
SCULPTURES CANADIAN MODELS 344 ITALY		220 220	9185
MATERIAL FOR HARD METAL COMPS 100 U KINGDOM 400 U STATES		5570 43820 49390	9187
MATERIAL FOR FISHING EQUIPMENT 335 GERMANY W		2618 2618	9189
MATERIALS FOR CYANIDE MFR 400 U STATES		950 950	9190
ARTICLES FOR FERTILIZER MFR 400 U STATES		117567 117567	9191
ARTICLES FOR GOVERNOR GENERAL			9192
ARTICLES FOR CONSULS 100 U KINGDOM 207 UN SO AFR 234 AUSTRALIA 304 ARGENTINA 312 CHILE 316 CUBA 317 CZECHO S 318 DENMARK 327 FRANCE 335 GERMANY W 338 HAITI		8371 2637 72 276 200 125 100 450 784 1640 121	9193

IMPORTS INTO CANADA FOR CONSUMPTION

Articles and Countries from which Imported	MONTH OF JANUARY 1956		Class Number
	Quantities	Values (\$)	
344 ITALY		392	
347 JAPAN		370	
354 NETHRLNDS		510	
359 NORWAY		58	
365 POLAND		1095	
366 PORTUGAL		84	
372 SPAIN		200	
375 SWEODEN		75	
376 SWITZRLND		212	
387 VENEZUELA		100	
400 U STATES		43229	
		61101	
CANADIAN GOODS RETURNED			9195
100 U KINGDOM		23192	
207 UN SO AFR		150	
216 PAKISTAN		998	
218 MALAYA		1500	
220 BERMUDA		418	
221 B GUIANA		347	
224 JAMAICA		150	
234 AUSTRALIA		393	
236 NEW ZEAL		6028	
305 AUSTRIA		1002	
309 BRAZIL		100	
316 CUBA		222	
318 DENMARK		104	
327 FRANCE		371	
334 ST PIERRE		308	
335 GERMANY W		250	
338 HAITI		89	
339 HONDURAS		495	
354 NETHRLNDS		2688	
376 SWITZRLND		289	
381 ALASKA		398	
400 U STATES		805175	
		844667	
ARMS ETC BRITISH OR NATO CTYS			9196
100 U KINGDOM		55185	
306 BELGIUM		300	
316 CUBA		95	
327 FRANCE		3056	
335 GERMANY W		4903	
344 ITALY		576	
359 NORWAY		7000	
371 THAILAND		5941	
375 SWEODEN		1853	
376 SWITZRLND		7161	
381 ALASKA		55568	
400 U STATES		1342583	
		1484221	
EXWAREHOUSED SHIPS STORES NOP			9197
100 U KINGDOM		3574	
221 B GUIANA		74	
327 FRANCE		735	
400 U STATES		8040	
		12423	
ARTICLES EXWHOUSE FOR EXCISE			9198
BATTERY JARS GLASS OR RUBBER			9199
100 U KINGDOM		8414	
335 GERMANY W		770	
376 SWITZRLND		442	
400 U STATES		151796	
		161422	
CASUAL DONATIONS			9201
100 U KINGDOM		50	
335 GERMANY W		100	
400 U STATES		51537	
		51687	
CORSET CLASPS STEELS WIRES			9202
100 U KINGDOM		1757	
400 U STATES		1007	
		2764	
FEATHERS FLOWERS ART FOR HATS			9204
317 CZECHO S		1611	
327 FRANCE		2160	
335 GERMANY W		4195	
344 ITALY		373	
347 JAPAN		14609	
376 SWITZRLND		343	
390 GERMANY E		4263	
400 U STATES		18959	
		46513	
LIFEBOATS LIFESAVING APPARATUS			9205
INTERNATIONAL BRIDGE MATERIAL			9206
MINERS RESCUE APPLIANCES			9207
100 U KINGDOM		474	
400 U STATES		137650	
		138124	
MATERIALS FOR TEXTILE PRINTING			9208
100 U KINGDOM		3152	
400 U STATES		21827	
		24979	

IMPORTS INTO CANADA FOR CONSUMPTION

Articles and Countries from which Imported	MONTH OF JANUARY 1956		Class Number
	Quantities	Values (\$)	
SALTS OF THORIUM OR CERIUM 400 U STATES		6000	9209
		6000	
SPURS AND STILTS 400 U STATES		4664	9210
		4664	
VACCINE AND PLASMA CONTAINERS 400 U STATES		15858	9212
		15858	
GOODS FREE BY ORDER IN COUNCIL 100 U KINGDOM 327 FRANCE 335 GERMANY W 400 U STATES		8709 4343 1400 5660	9213
		20112	
ARTICLES FOR MFR TOBACCO PIPES 400 U STATES		413	9214
		413	
SAFETY GLASS SHEET ADHESIVES 400 U STATES		135022	9215
		135022	
TOURIST PURCHASES DUTY FREE 100 U KINGDOM 215 INDIA 218 MALAYA 220 BERMUDA 222 B HOND 223 BARBADOS 224 JAMAICA 225 TRINIDAD 227 BAHAMAS 230 GIBRALTAR 231 HONG KONG 234 AUSTRALIA 236 NEW ZEAL 304 ARGENTINA 305 AUSTRIA 306 BELGIUM 309 BRAZIL 316 CUBA 318 DENMARK 319 GREENLAND 322 EGYPT 326 FINLAND 327 FRANCE 334 ST PIERRE 335 GERMANY W 336 GREECE 338 HAITI 344 ITALY 347 JAPAN 352 MEXICO 354 NETHRLNDS 357 NETH ANT 359 NORWAY 360 ISRAEL 363 PERU 372 SPAIN 375 SWEDEN 376 SWITZRLND 379 TURKEY 383 HAWAII 387 VENEZUELA 389 IRELAND 392 SYRIA 400 U STATES		71669 197 20 14559 1158 701 1258 416 3439 680 143 650 30 206 267 155 103 428 333 340 39 209 6139 2777 5197 100 670 2668 871 6771 2120 54 237 60 84 409 493 890 13 3614 99 658 63	9228
		2506564	
		2635051	
CARTRIDGES SHOT GUN SHELLS 305 AUSTRIA 400 U STATES		254 126	9237
		380	
DEXTROSE SOLUTIONS THERAPEUTIC 400 U STATES		30480	9238
		30480	
METALLIC CARTRIDGES AMMUNITION 100 U KINGDOM 376 SWITZRLND 400 U STATES		4722 499 2132	9239
		7353	
BLACKBOARDS OF SLATE OR PAPER 344 ITALY 400 U STATES		862 27470	9240
		28332	
PRESENTATIONS FOR LIFE SAVING			9241
BIOLOGICAL PRODUCTS N O P 100 U KINGDOM 376 SWITZRLND 400 U STATES		3365 76 109311	9242
		112752	
BASKETS OF ALL KINDS N O P 100 U KINGDOM 231 HONG KONG 306 BELGIUM 317 CZECHO S 318 DENMARK		162 1691 1677 1419 188	9243

IMPORTS INTO CANADA FOR CONSUMPTION

Articles and Countries from which Imported	MONTH OF JANUARY 1956		Class Number
	Quantities	Values (\$)	
335 GERMANY W		4 63	
344 ITALY		213	
347 JAPAN		11656	
365 POLAND		2834	
367 AZORES		1461	
388 YUGO SLAV		133	
400 U STATES		3971	
		25868	
COMMUNION SETS CHURCH ARTICLES			9244
100 U KINGDOM		2536	
231 HONG KONG		931	
305 AUSTRIA		724	
317 CZECHO S		2026	
327 FRANCE		15167	
335 GERMANY W		5804	
344 ITALY		24190	
347 JAPAN		17335	
360 ISRAEL		122	
372 SPAIN		741	
389 IRELAND		1194	
400 U STATES		28352	
		99122	
CARTRIDGE CASES GUN WADS CAPS			9246
400 U STATES		153	
		153	
CARTRIDGES AMMUNITION N O P			9247
100 U KINGDOM		635312	
400 U STATES		13151	
		648463	
DAMAGED GOODS N O P			9248
ELECTRICAL ENERGY	KWH		9249
400 U STATES	3957649	27168	
	3957649	27168	
ICE			9251
400 U STATES		389	
		389	
INCUBATORS BROODERS AND PARTS	NO		9253
100 U KINGDOM	1	54	
400 U STATES	3622	147139	
	3623	147193	
IRON SAND PRESSURE BLASTING			9255
100 U KINGDOM		720	
400 U STATES		53675	
		54395	
BALL POINT PENS AND PARTS			9254
100 U KINGDOM		137	
335 GERMANY W		1320	
347 JAPAN		774	
400 U STATES		88391	
		90622	
ALABASTER SPAR AMBER ORNAMENTS			9253
100 U KINGDOM		3544	
231 HONG KONG		107	
327 FRANCE		83	
335 GERMANY W		1976	
344 ITALY		760	
347 JAPAN		15508	
390 GERMANY E		459	
400 U STATES		12941	
		35378	
MACHINE CARD CLOTHING			9258
100 U KINGDOM		4571	
400 U STATES		9346	
		13917	
PENCILS LEAD NON PROPELLING	GROSS		9257
100 U KINGDOM	105	545	
317 CZECHO S	1517	2008	
327 FRANCE	50	130	
335 GERMANY W	1318	2945	
347 JAPAN	1700	2335	
400 U STATES	2213	6731	
	6903	14694	
PENCILS LEAD N O P			9258
100 U KINGDOM		1632	
335 GERMANY W		5351	
347 JAPAN		576	
376 SWITZRLND		252	
400 U STATES		12149	
		19960	
PENS FOUNTAIN EXCPT BALL POINT			9259
100 U KINGDOM		218	
335 GERMANY W		1288	
344 ITALY		1044	
400 U STATES		3583	
		6133	
PENS N O P PENHOLDERS RULERS			9260
100 U KINGDOM		6005	
335 GERMANY W		470	
347 JAPAN		147	
400 U STATES		6593	
		13215	
PRECIOUS STONES NOT MOUNTED			9262
100 U KINGDOM		5005	
234 AUSTRALIA		463	
305 AUSTRIA		14438	

IMPORTS INTO CANADA FOR CONSUMPTION

131

Articles and Countries from which Imported	MONTH OF JANUARY 1956		Class Number
	Quantities	Values (\$)	
309 BRAZIL		152	
314 COLOMBIA		429	
317 CZECHOS		19780	
327 FRANCE		2679	
335 GERMANY W		15257	
344 ITALY		894	
347 JAPAN		15864	
352 MEXICO		1760	
371 THAILAND		1926	
376 SWITZRLND		395	
400 U STATES		45839	
		124872	
PULLEYS BELT POWER TRANS NOP			9263
100 U KINGDOM		3810	
335 GERMANY W		606	
354 NETHRLNDS		71	
400 U STATES		76753	
		81240	
SETTLERS EFFECTS			9264
100 U KINGDOM		148437	
203 B E AFR		600	
207 UN SO AFR		4085	
208 BSA OTHER		700	
215 INDIA		6700	
216 PAKISTAN		94	
220 BERMUDA		1117	
221 B GUIANA		175	
224 JAMAICA		8890	
225 TRINIDAD		1390	
231 HONG KONG		5285	
232 MALTA		3100	
234 AUSTRALIA		2430	
236 NEW ZEAL		805	
304 ARGENTINA		900	
305 AUSTRIA		2556	
306 BELGIUM		7210	
309 BRAZIL		920	
313 CHINA		1900	
314 COLOMBIA		1000	
318 DENMARK		4725	
320 DOM REP		300	
322 EGYPT		550	
326 FINLAND		3170	
327 FRANCE		6012	
335 GERMANY W		51668	
336 GREECE		1075	
340 HUNGARY		1150	
343 IRAQ		350	
344 ITALY		5330	
347 JAPAN		207	
354 NETHRLNDS		68216	
355 INDONESIA		1200	
359 NORWAY		600	
360 ISRAEL		600	
365 POLAND		560	
375 SWEDEN		3550	
376 SWITZRLND		2278	
380 USSR		270	
381 ALASKA		828	
387 VENEZUELA		421	
389 IRELAND		1775	
400 U STATES		1461561	
		1814690	
SHOW CASES AND METAL PARTS			9265
100 U KINGDOM		62	
400 U STATES		30563	
		30625	
SIGNS LETTERS OTHER THAN PAPER			9266
100 U KINGDOM		1335	
354 NETHRLNDS		333	
376 SWITZRLND		105	
400 U STATES		50870	
		52643	
MEASURING RULES AND TAPES			9267
100 U KINGDOM		13221	
335 GERMANY W		5712	
347 JAPAN		473	
354 NETHRLNDS		359	
376 SWITZRLND		232	
400 U STATES		49815	
		69812	
WASTE AND JUNK N O P	CWT		9269
400 U STATES	15669	5696	
	15669	5696	
WAX VEGETABLE AND MINERAL NOP	LB		9270
309 BRAZIL	259423	166651	
352 MEXICO	12527	5960	
400 U STATES	52419	14514	
	324369	187125	
WAX AND MANUFACTURES N O P			9271
100 U KINGDOM		1024	
335 GERMANY W		100	
400 U STATES		36641	
		37765	
WHIPS AND PARTS			9272
100 U KINGDOM		77	

IMPORTS INTO CANADA FOR CONSUMPTION

Articles and Countries from which Imported	MONTH OF JANUARY 1956		Class Number
	Quantities	Values (\$)	
400 U STATES		314	
WINDOW CORNICES CORNICE POLES		391	9273
UNENUMERATED ARTICLES			9274
SHIPMENTS UNDER 50 DOLLARS			9275
100 U KINGDOM		52054	
203 B E AFR		50	
207 UN SO AFR		21	
211 NIGERIA		10	
215 INDIA		291	
220 BERMUDA		25	
221 B GUIANA		42	
223 BARBADOS		31	
224 JAMAICA		6	
225 TRINIDAD		46	
227 BAHAMAS		30	
231 HONG KONG		5650	
234 AUSTRALIA		555	
304 ARGENTINA		35	
305 AUSTRIA		392	
306 BELGIUM		754	
309 BRAZIL		20	
313 CHINA		189	
315 C RICA		48	
316 CUBA		311	
317 CZECHO S		165	
318 DENMARK		615	
321 ECUADOR		348	
326 FINLAND		52	
327 FRANCE		7074	
329 INDOCHINA		149	
334 ST PIERRE		49	
335 GERMANY W		9370	
340 HUNGARY		156	
344 ITALY		1113	
347 JAPAN		4032	
352 MEXICO		164	
354 NETHRLNDS		2587	
357 NETH ANT		18	
359 NORWAY		143	
360 ISRAEL		12	
365 POLAND		1	
366 PORTUGAL		5	
367 AZORES		21	
371 THAILAND		14	
372 SPAIN		75	
375 SWEDEN		500	
376 SWITZRLND		1374	
379 TURKEY		10	
380 USSR		321	
381 ALASKA		837	
383 HAWAII		28	
384 P RICO		54	
388 YUGO SLAV		45	
390 GERMANY E		107	
400 U STATES		3164761	
		3254760	

Value, Price and Volume Indexes of Imports for Consumption

The following table gives index numbers of the declared (statistical) value of imports for consumption by months, and of the unit value (price) and volume of these imports. The value index expresses the value of imports in a given month as a percentage of the monthly average in the base year. The price index is of the fixed-weight aggregative (Laspeyre) type, and combines unit values calculated from the monthly import statistics with specified wholesale or other price quotations. These latter quotations are used where inadequate quantity reporting or insufficiently homogeneous items in the trade statistics prevent the obtaining of sufficiently representative unit value series. The volume index is derived by dividing the value index by the corresponding price index, and is, therefore, of the currently-weighted (Paasche) type. These indexes are computed with 1948 as an interim reference base pending conversion to the Bureau's official post-war reference base (1949).

In computing the price index certain adjustments were made to the regular grouping of commodities used in the trade statistics, and all three indexes are presented on the basis of these adjusted groups. The chief adjustments are as follows: the two groups "agricultural and vegetable products" and "animals and animal products" have been combined into one group now titled "agricultural and animal products"; the sub-group "rubber and its products" (1680-1730) and the item "advertising matter" (4291) have been transferred to the "miscellaneous products" group; the item "arms, etc., British or N.A.T.O. countries" (9196) has been deducted from the "miscellaneous products" total and the grand total; three "ships" items (9155-57) have been transferred to the "iron and steel and their products" group; and a few other adjustments designed to improve group classification by component material have been made.

These indexes are currently computed from the original data for months, quarters and calendar years. Approximate indexes for other periods may be obtained by averaging the monthly values. Although such indexes will be less accurate than would result from a separate computation based on the original data, the margin of error is insufficient to necessitate a lengthy separate computation.

A complete record of these series by months for the post-war period is published in issues of Volume I of the annual report "Trade of Canada". Some additional commodity information appears in issues of the "Review of Foreign Trade". Details of the computation of the price indexes are given in D.B.S. Reference Paper, No. 8, 1950, titled "Export and Import Price Indexes by Months, July, 1945 - June, 1950 (1948 = 100)".

MONTHLY INDEX NUMBERS OF DECLARED VALUES, PRICES AND PHYSICAL VOLUME OF IMPORTS FOR CONSUMPTION, BY GROUPS

Interim base, 1948 = 100

Month	Total			Agricultural and Animal Products			Fibres and Textiles			Wood Products and Paper			
	1954	1955	1956	1954	1955	1956	1954	1955	1956	1954	1955	1956	
INDEX OF DECLARED VALUES													
1	January	127.2	139.0	183.2	107.1	127.4	132.2	84.2	104.1	126.0	196.4	212.2	278.9
2	February	132.8	139.3		110.2	124.5		89.5	100.3		214.4	238.4	
3	March	160.3	168.6		130.5	134.4		108.4	121.5		248.7	263.4	
4	April	157.8	172.9		146.9	147.5		95.5	116.0		213.8	241.2	
5	May	163.4	195.7		155.4	161.7		93.0	112.5		214.2	275.6	
6	June	188.7	180.6		170.7	155.0		105.0	97.8		251.3	268.7	
7	July	154.3	167.6		136.4	127.2		86.0	93.6		206.4	241.1	
8	August	151.3	191.2		138.5	146.2		99.6	117.2		230.0	294.8	
9	September	145.4	187.6		137.5	143.3		85.6	107.4		228.9	290.9	
10	October	150.8	207.1		153.4	180.1		87.9	115.7		228.8	317.5	
11	November	168.6	201.0		182.3	177.2		103.9	118.4		245.1	302.1	
12	December	152.3	175.1		158.0	162.9		102.0	101.4		225.1	259.2	
AI	Annual Index	154.4	177.1		143.9	149.0		95.1	108.8		225.3	267.1	
INDEX OF PRICES													
1	January	109.5	109.0	113.2	97.1	102.5	98.1	101.8	98.3	92.9	118.0	116.3	122.8
2	February	109.1	109.6		97.8	102.1		103.1	97.6		117.2	117.2	
3	March	108.9	110.4		100.8	101.7		99.9	97.7		117.2	118.4	
4	April	110.0	110.6		105.4	100.8		99.0	96.3		118.1	119.0	
5	May	110.2	109.7		107.3	98.3		98.8	95.7		118.2	119.6	
6	June	110.6	109.8		110.2	99.7		100.2	97.1		117.8	118.9	
7	July	110.7	109.1		112.9	97.8		100.1	95.3		117.5	119.1	
8	August	110.3	109.6		113.0	98.6		100.1	95.7		117.4	119.2	
9	September	109.8	111.3		110.0	98.9		99.4	96.1		117.2	119.9	
10	October	109.4	112.1		107.8	99.1		98.4	94.0		117.2	120.2	
11	November	109.0	112.8		103.2	98.8		97.6	91.2		117.2	121.5	
12	December	109.0	113.6		102.9	99.5		98.8	93.2		116.9	121.8	
AI	Annual Index	109.5	110.5		104.4	99.8		99.8	95.5		117.5	119.4	
INDEX OF PHYSICAL VOLUME													
1	January	116.2	127.5	161.8	110.3	124.3	134.8	82.7	105.9	137.6	186.4	182.5	227.1
2	February	121.7	127.1		112.7	121.9		86.8	102.8		182.9	203.4	
3	March	147.2	152.7		129.5	132.2		108.5	124.4		212.2	223.5	
4	April	143.5	156.3		139.4	146.3		96.5	120.5		181.0	202.7	
5	May	148.3	178.4		144.8	164.5		94.1	117.6		181.2	230.4	
6	June	170.6	164.5		154.9	155.5		104.8	100.7		213.3	226.0	
7	July	139.4	153.6		120.8	130.1		85.9	98.2		175.7	202.4	
8	August	137.2	174.5		122.6	148.3		99.5	122.5		195.9	247.3	
9	September	132.4	168.6		125.0	144.9		86.1	111.8		195.3	242.5	
10	October	137.8	184.7		142.3	181.7		89.3	123.1		195.2	263.9	
11	November	154.7	178.2		176.6	179.4		106.5	129.8		209.1	248.4	
12	December	139.7	154.1		153.5	163.7		103.2	108.8		192.6	211.1	
AI	Annual Index	141.0	160.3		137.8	149.3		95.3	113.9		191.7	223.7	

Note: The indexes for 1954 and 1955 have been revised. Those published here supersede all previously published series. Figures for 1956 are subject to revision.

MONTHLY INDEX NUMBERS OF DECLARED VALUES, PRICES AND PHYSICAL VOLUME OF IMPORTS FOR CONSUMPTION, BY GROUPS

Interim base, 1948 = 100

Iron and Steel and their Products			Non-Ferrous Metals and their Products			Non-Metallic Minerals and their Products			Chemicals and Fertilizers			Miscellaneous Products			
1954	1955	1956	1954	1955	1956	1954	1955	1956	1954	1955	1956	1954	1955	1956	
INDEX OF DECLARED VALUES															
144.8	152.7	229.7	202.6	228.5	269.9	86.3	79.4	112.1	149.3	173.2	212.5	227.5	268.5	341.7	1
158.5	155.9		192.5	203.1		78.0	78.0		157.6	166.4		263.9	300.3		2
198.1	205.0		221.5	242.7		83.9	87.6		194.0	208.6		344.0	357.0		3
198.0	210.6		213.9	225.5		81.3	91.2		181.7	203.6		330.8	398.8		4
199.4	236.9		212.0	253.1		90.8	115.9		191.1	238.8		361.0	461.5		5
222.8	219.7		247.2	239.9		122.3	113.7		221.4	226.4		410.9	372.8		6
172.2	202.9		223.5	211.6		107.2	105.6		179.0	212.1		347.1	403.7		7
147.5	208.5		225.6	283.9		102.0	139.3		182.3	232.0		391.7	431.5		8
135.6	202.2		257.5	304.8		104.3	118.3		186.0	239.8		339.6	492.2		9
133.2	225.7		285.5	341.6		106.5	141.1		201.5	262.6		347.7	430.4		10
151.2	218.7		281.6	347.4		117.9	138.7		210.5	250.0		397.1	381.0		11
149.9	208.1		264.6	274.9		102.5	102.3		171.5	208.2		305.1	333.7		12
167.6	203.9		235.7	263.1		98.6	109.3		185.5	218.5		338.9	386.0		AI
INDEX OF PRICES															
120.6	120.4	131.9	118.2	121.6	131.5	106.3	100.4	101.6	108.9	107.5	112.1	102.7	111.8	128.6	1
119.7	121.9		117.5	122.3		105.1	100.3		108.2	108.4		101.8	114.7		2
120.2	123.3		118.1	123.1		102.8	101.2		110.1	109.4		102.5	117.6		3
121.3	123.6		119.8	124.4		103.3	102.2		109.5	109.7		102.4	119.2		4
121.3	123.6		120.5	124.4		102.8	100.6		109.0	110.1		103.4	116.9		5
120.9	123.7		120.9	125.2		102.2	99.3		108.5	109.7		104.3	115.3		6
120.2	123.8		120.4	124.3		101.8	99.7		108.1	109.1		104.9	115.5		7
119.7	124.1		120.1	124.3		101.0	99.3		106.6	109.4		105.5	118.0		8
119.9	126.5		119.8	125.2		100.4	100.1		107.1	109.2		107.5	126.2		9
120.0	128.7		120.4	126.6		100.3	101.0		107.7	111.0		107.1	130.3		10
120.2	130.4		120.4	130.1		101.6	101.7		108.5	111.8		107.5	132.1		11
120.2	131.5		120.5	131.0		100.5	102.2		108.4	111.9		110.5	131.2		12
120.4	125.2		120.4	124.8		102.1	100.6		108.1	109.9		105.3	119.7		AI
INDEX OF PHYSICAL VOLUME															
120.1	126.8	174.1	171.4	187.9	205.2	81.2	79.1	110.3	137.1	161.1	189.6	221.5	240.2	265.7	1
132.4	127.9		163.8	166.1		74.2	77.8		145.7	153.5		259.2	261.8		2
164.8	166.3		187.6	197.2		81.6	86.6		176.2	190.7		335.6	303.6		3
163.2	170.4		178.5	181.3		78.7	89.2		165.9	185.6		323.0	334.6		4
164.4	191.7		175.9	203.5		88.3	115.2		175.3	216.9		349.1	394.8		5
184.3	177.6		204.5	191.6		119.7	114.5		204.1	206.4		394.0	323.3		6
143.3	163.9		185.6	170.2		105.3	105.9		165.6	194.4		330.9	349.5		7
123.2	168.0		187.8	228.4		101.0	140.3		171.0	212.1		371.3	365.7		8
113.1	159.8		214.9	243.5		103.9	118.2		173.7	219.6		315.9	390.0		9
111.0	175.4		237.1	269.8		106.2	139.7		187.1	236.6		324.6	330.3		10
125.8	167.7		233.9	267.0		116.0	136.4		194.0	223.6		369.4	288.4		11
124.7	158.3		219.6	209.8		102.0	100.1		158.2	186.1		276.1	254.3		12
139.2	162.9		195.8	210.8		96.6	108.6		171.6	198.8		321.8	322.5		AI





IMPORTS INTO CANADA FOR CONSUMPTION

Changes affecting Previous Reports	1956
Cumulative totals adjusted in February Report	Import
	List No. 2

MONTH OF JANUARY, 1956

Class Number

7300 - Add to United States

27,700 cwt.

Class Number

8194 - Deduct from United States

-

\$90,000

8415 - Add to United States

-

\$90,000

DOMINION BUREAU OF STATISTICS
International Trade Division
External Trade Section

TRADE OF CANADA

IMPORTS

FEBRUARY, 1956

AND

TWO MONTHS ENDED FEBRUARY, 1956

Published by Authority of

The Right Honourable C. D. Howe, Minister of Trade and Commerce

TABLE OF CONTENTS

	Page
EXPLANATORY NOTES	2
KEY TO ABBREVIATIONS OF COUNTRIES	3
 SUMMARY TABLES:	
Imports into Canada for Consumption, by Countries	4
Imports into Canada for Consumption, by Main Groups	6
 DETAILED TABLES:	
Imports for Consumption, by Articles and Countries:	
Agricultural and Vegetable Products (except Chemicals, Fibres and Wood):	Class Number
A — Mainly Food	1 to 390
B — Other than Food	1501 to 1846
Animals and Animal Products (except Chemicals and Fibres).....	2012 to 2348
Fibres, Textiles and Textile Products	3001 to 3576
Wood, Wood Products and Paper	4002 to 4311
Iron and Its Products	5001 to 5736
Non-Ferrous Metals and Their Products (except Gold).....	6001 to 6259
Non-Metallic Minerals and Their Products (except Chemicals).....	7001 to 7304
Chemicals and Allied Products	8001 to 8950
Miscellaneous Commodities	9000 to 9274

VALUE AND VOLUME at end of report

EXPLANATORY NOTES

1. **Source of Data.** Statistics of imports are based upon the declarations of importers (import entries) as subsequently checked by customs officials.
2. **Valuation.** The value of goods imported is the value as determined for customs duty purposes. In most cases this corresponds to the value shown on the invoice accompanying the goods, converted to Canadian dollars at authorized exchange rates (usually the commercial rate prevailing on the date at which the goods were actually despatched to Canada), and excluding such charges as freight, insurance, handling and taxes. In effect, therefore, import values are taken f.o.b. point of shipment in the country of export.
3. **Units of Quantity.** Weight, where shown, is the net weight of the goods, excluding the weight of such packing as is required for shipment, except in certain special cases otherwise defined in the Customs Tariff. The expression "ton" means 2,000 pounds, and "cwt." 100 pounds, avoirdupois. Where other units of quantity are used, Imperial standards apply.

In this report are items such as "engines, gas, n.o.p., and parts" which show a quantity in "number" as well as value. In these items the "number" refers only to the number of substantially complete articles imported, while the value includes also the value of any parts of the article imported. For such items the average value per unit cannot be ascertained.

4. **Coverage.** Statistics of imports include all goods which enter Canada and are cleared by customs officials for domestic sale or use. The series, therefore, includes goods which are cleared by customs immediately on entry into the country, and goods cleared out of customs warehouses; but excludes goods placed in customs warehouses on entering the country. The technical phrase "Imports entered for consumption" which is sometimes used to describe Canadian import statistics does not imply that all imports will actually be consumed in Canada, but only that they are free to be so consumed without further customs formalities.
5. **Exclusions.** Import statistics exclude gold, but include gold products where the value of the gold content is less than 80% of the value of the article. A small amount of gold scrap in the form of jewellers' sweepings is also included. Some goods for the use of United States forces stationed at treaty bases in Canada are excluded, as are ships of British construction and registry imported for use in Canada, ships purchased for use in foreign trade, bunker supplies and ships' stores purchased by Canadian vessels abroad, temporary imports for exhibition or competition, and Canadian-owned military equipment returned to Canada.
6. **Countries Credited.** Imports are usually credited to the country from which the goods were consigned to Canada. The country of consignment is the country from which goods have come to Canada without interruption of transit except in the course of transfer from one means of conveyance to another.

An exception to this rule is made in the case of imports of goods originating in Central or South America (including the Antilles and Bermuda) which are consigned to Canada from the United States. This class of imports is credited to the country in which the goods originated.

7. **Time Periods.** Import statistics for any month include all goods declared on import entries received at the Bureau of Statistics during the calendar month in question.
8. **Abbreviations.** Many descriptions of countries and articles used in this report are abbreviated or incomplete because of mechanical limitations. A key to abbreviations of countries appears in this report, and full descriptions of all articles appear in Volume III of the annual report "Trade of Canada". The letters "N.O.P." mean "not otherwise provided for".
9. **Revisions.** All statistics in this report are subject to revision. Revisions to previous reports are published on the coloured pages at the beginning of each monthly report.

KEY TO ABBREVIATIONS OF COUNTRIES

Note:— The classification of Countries with a statement of the territorial limits used for statistical purposes will be found in Volume I of the Annual Report of the Trade of Canada.

Aden	Aden	Ireland	Ireland
Afghan	Afghanistan	Israel	Israel
Alaska	Alaska	Ital Afr.....	Italian Africa
Albania	Albania	Italy	Italy
Virgin Is	American Virgin Islands	Jamaica.....	Jamaica
A E Sudan	Anglo-Egyptian Sudan	Japan	Japan
Arabia	Arabia	Jordan	Jordan
Argentina	Argentina	Korea	Korea
Australia	Australia	Latvia	Latvia
Austria.....	Austria	Lebanon.....	Lebanon
Azores	Azores and Madeira	Leew Wind.....	Leeward and Windward Islands
Bahamas	Bahamas	Liberia.....	Liberia
Barbados	Barbados	Libya	Libya
Bel Congo.....	Belgian Congo	Lithuania	Lithuania
Belgium	Belgium and Luxembourg	Madagascar	Madagascar
Bermuda.....	Bermuda	Malaya	Malaya and Singapore
Bolivia.....	Bolivia	Malta	Malta
Brazil.....	Brazil	Mauritius	Mauritius and Seychelles
B E Afr	British East Africa	Mexico	Mexico
B Guiana	British Guiana	Morocco	Morocco
B Hond.....	British Honduras	Nethrlnds	Netherlands
Bulgaria.....	Bulgaria	Neth Ant	Netherlands Antilles
Burma.....	Burma	New Zeal.....	New Zealand
Canary Is	Canary Islands	Nicaragua	Nicaragua
Ceylon	Ceylon	Nigeria.....	Nigeria
Chile	Chile	Norway.....	Norway
China	China, except Taiwan	B E I Other	Other British East Indies
Colombia	Colombia	B Oceania	Other British Oceania
C Rica	Costa Rica	B S A Other.....	Other British South Africa
Cuba.....	Cuba	B W A Other	Other British West Africa
Czecho S	Czechoslovakia	Pakistan	Pakistan
Denmark.....	Denmark	Panama	Panama
Dom Rep	Dominican Republic	Paraguay	Paraguay
Ecuador	Ecuador	Peru	Peru
Egypt	Egypt	Phil	Philippines
El Salvd.....	El Salvador	Poland	Poland
Estonia	Estonia	Portugal.....	Portugal
Ethiopia	Ethiopia	Port E AF	Portuguese East Africa
Falkland	Falkland Islands	Port W AF	Portuguese West Africa
Finland	Finland	Port Asia.....	Portuguese Asia
Fiji.....	Fiji	P Rico	Puerto Rico
France	France	Rhod Nyas.....	Rhodesia and Nyasaland
Fr Africa	French Africa	Roumania	Roumania
Fr Guiana	French Guiana	U S S R	U.S.S.R. (Russia)
Fr Oceana	French Oceania	S Leone	Sierra Leone
Fr W Ind.....	French West Indies	Spain	Spain
Gambia	Gambia	Span Afr.....	Spanish Africa
Germany E.....	Germany, Eastern	St. Pierre.....	St. Pierre and Miquelon
Germany W.....	Germany, Federal Republic of	Sudan	Sudan
Gibraltar	Gibraltar	Surinam	Surinam
G Coast	Gold Coast	Sweden.....	Sweden
Greece	Greece	Switzrlnd	Switzerland
Greenland	Greenland	Syria.....	Syria
Guatemala	Guatemala	Taiwan.....	Taiwan (Formosa)
Haiti.....	Haiti (Republic of)	Thailand	Thailand (Siam)
Hawaii	Hawaii	Trinidad.....	Trinidad and Tobago
Honduras	Honduras	Turkey	Turkey
Hong Kong.....	Hong Kong	Un So Afr.....	Union of South Africa
Hungary	Hungary	U Kingdom.....	United Kingdom
Iceland.....	Iceland	U States.....	United States
India.....	India	U S Ocea	United States Oceania
IndoChina	Indo-China	Uruguay	Uruguay
Indonesia	Indonesia	Venezuela	Venezuela
Iran.....	Iran	Yugo Slav	Yugoslavia
Iraq.....	Iraq		

IMPORTS INTO CANADA FOR CONSUMPTION, BY COUNTRIES (EXCLUDING GOLD)

Countries	Month of February		Two Months ended February	
	1955	1956	1955	1956
	\$	\$	\$	\$
Commonwealth Countries				
United Kingdom.....	25,562,363	30,896,196	53,107,509	64,020,350
Aden.....	2,690	-	5,551	2,294
British East Africa.....	1,155,519	390,409	2,327,278	794,186
Mauritius and Seychelles.....		493,841		1,296,124
Rhodesia and Nyasaland.....	15	-	15	467
Union of South Africa.....	402,528	310,708	915,440	572,093
Other British South Africa.....	-	774	-	1,555
Gambia.....	-	-	-	-
Gold Coast.....	6,218	7,594	124,337	7,731
Nigeria.....	419	-	419	10
Sierra Leone.....	-	-	-	-
Other British West Africa.....	-	-	-	-
Anglo-Egyptian Sudan.....*	-	-	-	-
Ceylon.....	832,696	828,413	1,987,164	2,003,057
India.....	3,073,949	1,148,162	5,510,709	3,783,199
Malaya and Singapore.....	2,072,659	2,101,567	3,808,543	5,304,801
Pakistan.....	28,954	22,187	41,444	172,066
Other British East Indies.....	12,638	3,053	15,714	20,312
Bermuda.....	16,510	9,519	29,648	25,910
British Guiana.....	101,084	716,751	361,017	1,011,699
British Honduras.....	6,583	313	6,583	1,761
Bahamas.....	69,961	31,427	93,782	61,833
Barbados.....	22,975	142,350	47,417	224,204
Jamaica.....	792,028	1,369,291	1,573,269	2,027,284
Leeward and Windward Islands.....	6,153	5,200	14,386	20,508
Trinidad and Tobago.....	88,550	43,412	438,400	405,726
Falkland Islands.....	-	-	-	-
Gibraltar.....	-	-	-	680
Hong Kong.....	379,372	489,432	829,421	906,657
Malta.....	6,269	1,741	10,219	12,057
Australia.....	1,182,142	2,233,698	2,180,837	3,543,261
Fiji.....	-	468,912	-	1,320,383
New Zealand.....	526,558	2,228,693	1,798,323	2,373,672
Other British Oceania.....	-	-	-	-
Total Commonwealth Countries.....	36,348,833	43,943,643	75,227,425	89,913,880
Foreign Countries				
Afghanistan.....	-	-	-	-
Albania.....	-	-	-	-
Arabia.....	531,090	342,860	531,090	1,676,202
Argentina.....	223,476	116,216	418,529	364,464
Austria.....	264,131	347,413	438,949	554,857
Belgium and Luxembourg.....	1,429,799	2,419,294	2,841,743	4,552,082
Belgian Congo.....	135,771	54,882	434,336	209,593
Bolivia.....	700	650	700	15,688
Brazil.....	2,187,140	2,405,134	4,572,645	4,956,647
Bulgaria.....	-	-	-	-
Burma.....	4,700	-	4,700	-
Chile.....	12,109	12,114	24,809	61,834
China (except Taiwan).....	223,146	945,925	325,302	1,455,816
Taiwan.....	12,464	9,980	64,596	10,264
Colombia.....	1,359,795	2,197,321	3,492,499	4,305,004
Costa Rica.....	529,925	306,402	1,257,044	630,997
Cuba.....	233,116	689,323	615,493	996,819
Czechoslovakia.....	122,415	332,380	258,217	572,527
Denmark.....	154,292	230,701	326,716	516,752
Greenland.....	605	220	1,124	560
Dominican Republic.....	-	179,878	289,343	381,080
Ecuador.....	352,824	365,384	621,732	530,253
Egypt.....	169,773	1,065	178,343	11,378
El Salvador.....	417,448	58,482	849,663	98,604
Estonia.....	-	-	-	-
Ethiopia.....	-	-	-	26,790
Finland.....	3,093	25,732	22,481	84,394
France.....	1,184,666	1,610,859	2,803,540	3,396,053
French Africa.....	10,173	5,361	121,047	76,148
Indo-China.....	11,427	-	21,876	149
French Guiana.....	25	-	25	-
French Oceania.....	-	-	-	-
French West Indies.....	-	-	1,000	-
Madagascar.....	365	5,513	718	12,840
St. Pierre and Miquelon.....	317	-	4,338	634

* See Foreign Countries from January 1, 1956.

Countries	Month of February		Two Months ended February	
	1955	1956	1955	1956
	\$	\$	\$	\$
Foreign Countries - Concluded				
Germany, Federal Republic of	2,329,887	5,051,626	4,560,077	9,942,006
Germany, Eastern	15,889	43,715	46,921	83,070
Greece	7,855	12,300	35,644	30,437
Guatemala	198,664	257,183	586,136	517,131
Haiti	131,400	120,319	219,160	254,852
Honduras	37,207	123,530	91,694	214,445
Hungary	24,431	6,357	30,437	19,126
Iceland	484	684	484	684
Iran	303,116	135,164	655,499	345,740
Iraq	145,944	53,827	532,493	210,168
Ireland	95,257	14,917	111,768	46,297
Israel	104,200	92,069	194,383	307,153
Italy	945,139	1,001,557	1,720,704	2,297,094
Italian Africa	-	-	-	-
Japan	1,600,270	4,463,655	3,457,075	9,038,023
Jordan	-	-	-	-
Korea	692	-	8,300	-
Latvia	200	-	200	-
Lebanon	535,764	405,050	2,241,497	2,772,858
Liberia	-	-	-	272,612
Libya	-	-	-	-
Lithuania	-	-	-	-
Mexico	1,317,142	5,802,804	2,569,897	13,126,299
Morocco	3,147	9,615	11,462	15,262
Netherlands	849,971	1,192,230	1,862,713	2,308,888
Indonesia	100,516	136,565	241,736	233,076
Surinam	8,915	85,652	71,256	229,580
Netherlands Antilles	2,572,996	2,368,438	4,250,964	5,349,212
Nicaragua	11,689	15,361	20,822	20,069
Norway	115,140	145,588	272,897	230,939
Panama	644,069	901,577	1,114,844	1,688,940
Paraguay	12,106	15,570	26,838	15,570
Peru	30,851	50,640	141,079	223,506
Philippines	557,752	391,028	790,459	690,827
Poland	13,127	54,532	52,101	105,018
Portugal	77,896	109,675	137,446	279,148
Azores and Madeira	11,831	10,891	17,936	23,600
Portuguese East Africa	14,478	41,053	14,478	63,971
Portuguese West Africa	-	16,022	-	29,589
Portuguese Asia	-	-	-	-
Roumania	-	-	-	-
Spain	504,147	240,039	934,719	849,734
Canary Islands	-	-	2,363	2,664
Spanish Africa	-	400	-	400
Sudan *	-	-	-	1,063
Sweden	531,665	535,525	1,048,118	1,371,660
Switzerland	948,999	1,257,874	2,099,263	3,090,377
Syria	2,019	482,213	3,301	485,795
Thailand	75,521	50,998	228,573	166,256
Turkey	56,839	24,471	191,279	86,471
U.S.S.R. (Russia)	2,911	3,803	34,524	23,542
United States	232,691,707	305,296,319	460,739,715	599,798,671
Alaska	277,972	141,844	543,345	541,850
American Virgin Islands	-	-	-	-
Hawaii	66,061	412,475	211,516	617,920
Puerto Rico	30,048	54,644	50,689	187,196
United States Oceania	-	-	-	-
Uruguay	13,722	56,183	24,722	87,501
Venezuela	13,914,583	16,718,132	26,541,334	34,950,326
Yugoslavia	15,569	13,349	17,367	15,680
Total Foreign Countries	271,524,573	361,080,552	539,282,826	718,760,725
GRAND TOTAL	307,873,406	405,024,195	614,510,251	808,674,605

* See Commonwealth Countries prior to 1956.

**IMPORTS INTO CANADA FOR CONSUMPTION FROM ALL COUNTRIES, FROM THE UNITED KINGDOM
AND FROM THE UNITED STATES, BY MAIN GROUPS (EXCLUDING GOLD)**

Main Groups	Month of February		Two Months ended February	
	1955	1956	1955	1956
	\$	\$	\$	\$
ALL COUNTRIES				
Agricultural and Vegetable Products (except Chemicals, Fibres and Wood)	38,582,480	41,626,618	77,117,592	83,614,232
Animals and Animal Products (except Chemicals and Fibres)	8,346,558	10,623,726	17,156,510	20,737,546
Fibres, Textiles and Textile Products	29,301,123	36,807,786	59,704,023	73,609,528
Wood, Wood Products and Paper	14,585,598	19,131,940	27,628,452	36,172,571
Iron and Its Products	102,324,764	153,574,720	202,362,891	304,170,158
Non-Ferrous Metals and Their Products	25,877,032	35,119,161	55,051,079	69,646,125
Non-Metallic Minerals and Their Products (except Chemicals)	39,248,522	48,998,620	79,216,060	105,423,953
Chemicals and Allied Products	16,785,390	22,601,781	34,254,790	43,994,885
Miscellaneous Commodities	32,821,939	36,539,843	62,018,854	71,305,607
Total	307,873,406	405,024,195	614,510,251	808,674,605
UNITED KINGDOM				
Agricultural and Vegetable Products (except Chemicals, Fibres and Wood)	1,714,380	1,562,102	3,814,771	3,536,011
Animals and Animal Products (except Chemicals and Fibres)	788,756	940,610	1,442,662	2,019,388
Fibres, Textiles and Textile Products	7,734,970	8,855,588	14,653,359	16,242,584
Wood, Wood Products and Paper	288,238	412,484	614,713	856,332
Iron and Its Products	6,884,924	9,724,575	14,270,299	19,608,578
Non-Ferrous Metals and Their Products	2,400,498	3,159,672	7,652,858	8,900,747
Non-Metallic Minerals and Their Products (except Chemicals)	1,734,219	1,828,074	3,322,582	4,503,437
Chemicals and Allied Products	1,328,812	1,655,014	2,800,411	2,958,042
Miscellaneous Commodities	2,687,566	2,758,077	4,535,854	5,395,231
Total	25,562,363	30,896,196	53,107,509	64,020,350
UNITED STATES				
Agricultural and Vegetable Products (except Chemicals, Fibres and Wood)	20,211,893	22,162,106	38,628,528	42,701,593
Animals and Animal Products (except Chemicals and Fibres)	5,973,758	6,704,168	12,501,737	14,282,348
Fibres, Textiles and Textile Products	16,574,093	15,674,247	34,534,241	31,300,219
Wood, Wood Products and Paper	13,468,276	17,855,959	25,436,567	33,391,903
Iron and Its Products	93,071,706	138,622,193	183,387,270	272,594,038
Non-Ferrous Metals and Their Products	21,749,185	28,227,519	43,781,265	54,413,334
Non-Metallic Minerals and Their Products (except Chemicals)	18,519,237	24,641,045	39,160,256	50,942,032
Chemicals and Allied Products	14,793,336	20,110,321	29,844,497	39,256,190
Miscellaneous Commodities	28,330,223	31,298,761	53,465,354	60,917,014
Total	232,691,707	305,296,319	460,732,715	599,798,671

IMPORTS INTO CANADA FOR CONSUMPTION

Articles and Countries from which Imported	MONTH OF FEBRUARY 1956		TWO MONTHS ENDED FEBRUARY 1956		Class Number	
	Quantities	Values (\$)	Quantities	Values (\$)		
<u>GROUP 1</u>						
<u>AGRICULTURAL PRODUCTS</u>						
<u>A MAINLY FOOD</u>						
APPLES FRESH	400 U STATES	LB 1465387	97678	1734329	115794	1
APRICOTS QUINCES FRESH	312 CHILE	LB 15918	2981	15918	2981	2
	400 U STATES	11699	2048	18452	3782	
BANANAS		27617	5029	34370	6763	3
	222 B HOND	CWT 40	200	88	490	
	314 COLOMBIA	4477	33356	10537	78595	
	315 C RICA	31079	275351	68766	599898	
	320 DOM REP			502	3666	
	321 ECUADOR	41081	320172	60470	447874	
	337 GUATEMALA	4187	31641	6390	48453	
	339 HONDURAS	15808	116633	27800	198182	
	361 PANAMA	116885	900458	219779	1687821	
	400 U STATES	38	382	38	382	
		213595	1678193	394370	3065361	
CHERRIES FRESH	400 U STATES	LB 1325		1325	355	4
CRANBERRIES FRESH	400 U STATES	LB 42830	5557	169481	23374	5
GRAPEFRUIT FRESH	100 U KINGDOM	LB 80400	2629	80400	2629	6
	224 JAMAICA			5135	335	
	225 TRINIDAD	16000	896	16000	896	
	231 HONG KONG			3640	469	
	360 ISRAEL			44000	1747	
	400 U STATES	15928640	473091	28984017	874914	
		16025040	476616	29133192	880990	
GRAPES FRESH	400 U STATES	LB 5642099	346485	13060722	780026	7
GUAVAS MANGOES PLANTAINS FRESH	400 U STATES	5642099	346485	13060722	780026	8
LEMONS FRESH	400 U STATES	LB 2623939	178364	5300099	402667	9
LIMES FRESH	400 U STATES	2623939	178364	5300099	402667	10
MUSKMELONS CANTALOUPEES FRESH	312 CHILE	LB 18780	1640	21920	1985	11
	352 MEXICO			22296	1461	
	400 U STATES	46753	4323	54543	4894	
		65533	5963	98759	8340	
MELONS FRESH N O P	316 CUBA	NO 79	192	79	192	12
ORANGES MANOARINES FRESH	100 U KINGDOM	CU FT 300	599	300	599	13
	231 HONG KONG	76	52	76	52	
	344 ITALY	900	1125	2264	2980	
	352 MEXICO	6168	9787	25390	36347	
	360 ISRAEL			30000	52419	
	372 SPAIN	7458	7641	52558	67541	
	400 U STATES	905563	1903036	1721309	3604438	
		920465	1922240	1831897	3764376	
PEACHES FRESH	312 CHILE	LB 14548	2057	14548	2057	14
	400 U STATES	16005	2986	18155	3206	
		30553	5043	32703	5263	
PEARS FRESH	304 ARGENTINA	LB 1060	90	1060	90	15
	400 U STATES	985940	75766	1313480	100573	
		987000	75856	1314540	100863	
PINEAPPLES FRESH	316 CUBA	LB 518620	28180	779940	41398	16
	383 HAWAII	12838	1594	22988	2127	
	384 P RICO	11980	555	19470	933	
	400 U STATES	3350	202	27020	1449	
		546788	30531	849418	45907	
PLUMS OR PRUNES FRESH	312 CHILE	LB 9028	1960	27633	5160	17
	400 U STATES	10571	1717	23261	4335	
		19599	3677	50894	9495	
BERRIES FRESH N O P		LB				18
STRAWBERRIES FRESH	400 U STATES	LB 45375	11647	66664	18243	19
		45375	11647	66664	18243	

IMPORTS INTO CANADA FOR CONSUMPTION

Articles and Countries from which Imported	MONTH OF FEBRUARY 1956		TWO MONTHS ENDED FEBRUARY 1956		Class Number
	Quantities	Values (\$)	Quantities	Values (\$)	
FRESH FRUITS N O P					20
383 HAWAII				88	
400 U STATES		10600		17674	
		10600		17762	
APPLES DRIED	LB				31
400 U STATES	200500	3642	200500	3642	
	200500	3642	200500	3642	
APRICOTS NECTARINES DRIED	LB				32
400 U STATES	30008	12656	48468	20939	
	30008	12656	48468	20939	
BANANAS DRIED	LB				33
309 BRAZIL	2000	2124	2000	2124	
400 U STATES			2540	2676	
	2000	2124	4540	4800	
CURRENTS DRIED	LB				34
234 AUSTRALIA	183008	24912	283808	38521	
400 U STATES	4596	883	6771	1270	
	187604	25795	290579	39791	
DATES	LB				36
231 HONG KONG	1035	370	1816	650	
327 FRANCE	8100	2190	8100	2190	
342 IRAN	2149500	135164	4810888	325780	
343 IRAQ	843280	53827	2919813	209818	
400 U STATES	57007	11205	307256	54837	
	3058922	202756	8047873	593275	
FIGS DRIED AND FIG PASTE	LB				37
366 PORTUGAL	21572	2599	109732	12872	
379 TURKEY			46800	5616	
400 U STATES	124871	22094	148112	26589	
	146443	24693	304644	45077	
PEACHES DRIED	LB				38
400 U STATES	16244	5062	21744	6748	
	16244	5062	21744	6748	
PRUNES OR PLUMS DRIED UNPITTED	LB				39
231 HONG KONG	150	64	150	64	
400 U STATES	975438	209936	1369294	290645	
	975588	210000	1369444	290709	
PEARS DRIED	LB				40
400 U STATES	4815	1459	8125	2401	
	4815	1459	8125	2401	
RAISINS	LB				41
207 UN SO AFR	32500	4229	32500	4229	
234 AUSTRALIA	938480	137919	1192280	174990	
372 SPAIN	410	154	410	154	
400 U STATES	836891	108899	1409678	178461	
	1808281	251201	2634868	357834	
FRUITS DRIED N O P	LB				42
231 HONG KONG	1970	1129	5462	2375	
347 JAPAN			420	248	
400 U STATES	43040	13713	49818	16274	
	45010	14842	55700	18897	
RASPBERRIES FROZEN 1LB OR LESS	LB				43
400 U STATES	46327	8483	150142	30862	
	46327	8483	150142	30862	
RASPBERRIES FROZEN OVER 1 LB	LB				44
400 U STATES	1240	222	6300	1392	
	1240	222	6300	1392	
STRAWBERRIES FROZEN 1LB OR LESS	LB				45
400 U STATES	352553	96829	574770	156305	
	352553	96829	574770	156305	
STRAWBERRIES FROZEN OVER 1 LB	LB				46
400 U STATES	122500	20426	171181	29556	
	122500	20426	171181	29556	
FRUITS N O P FROZEN 1LB OR LESS	LB				47
400 U STATES	138187	32608	168292	41410	
	138187	32608	168292	41410	
FRUITS N O P FROZEN OVER 1 LB	LB				48
400 U STATES	189906	23964	479891	59867	
	189906	23964	479891	59867	
APRICOTS CANNED	LB				49
100 U KINGDOM	3120	467	7880	1197	
234 AUSTRALIA	7163	959	26834	3527	
400 U STATES	95991	13695	268176	35091	
	106274	15121	302890	39815	
PEACHES CANNED	LB				50
234 AUSTRALIA	13475	1760	26545	3522	
400 U STATES	455871	59373	815303	107594	
	469346	61133	841848	111116	
CHERRIES SULPHURED OR IN BRINE	LB				51
344 ITALY	64046	8486	287944	36693	
354 NETHRLNDS			45452	3630	
372 SPAIN			46296	4938	
	64046	8486	379692	45261	
OLIVES SULPHURED	LB				52
OR IN BRINE			22046	2600	
328 FR AFRICA			27092	5442	
336 GREECE			58201	18000	
366 PORTUGAL	58201	18000	582785	108386	
372 SPAIN	339721	59536	316536	69388	
400 U STATES	210818	46357	1006660	203816	
	608740	123893	1006660	203816	
LEMON ORANGE GRAPE FRUIT RINDS					53
231 HONG KONG		130		290	
344 ITALY		3080		3080	
384 P RICO		14660		14660	
400 U STATES		2912		2912	
		20782		20942	

IMPORTS INTO CANADA FOR CONSUMPTION

Articles and Countries from which Imported	MONTH OF FEBRUARY 1956		TWO MONTHS ENDED FEBRUARY 1956		Class Number
	Quantities	Values (\$)	Quantities	Values (\$)	
PEARS IN CANS					
234 AUSTRALIA	LB 13162	1968	16672	2492	55
400 U STATES	130840	20824	231276	36596	
	144002	22792	247948	39088	
PINEAPPLE IN CANS					
218 MALAYA	LB 52100	6106	62900	7540	56
352 MEXICO	214433	19160	372033	34109	
383 HAWAII	2392450	302486	3594274	455082	
393 TAIWAN	56453	4758	56453	4758	
400 U STATES	5225	1069	13145	2610	
	2720661	333579	4098805	504099	
FRUITS IN CANS N O P					
100 U KINGDOM	LB		12315	2114	57
231 HONG KONG			650	528	
316 CUBA			1200	237	
335 GERMANY W			3450	396	
347 JAPAN	236248	30788	291236	37003	
354 NETHRLNOS	16640	4906	57768	15799	
383 HAWAII	600	165	600	165	
400 U STATES	285650	32338	586830	67665	
	539138	68197	954049	123907	
FRUITS NUTS PICKLED PRESERVED					
100 U KINGDOM	GAL 509	2217	1014	4148	60
215 INOIA	211	568	211	568	
231 HONG KONG	206	502	575	1712	
316 CUBA	3510	1960	3510	1960	
336 GREECE	218	400	218	400	
344 ITALY			3347	825	
354 NETHRLNDS			5174	5640	
400 U STATES	349	881	1738	3782	
	5003	6528	15787	19036	
FRUIT PULP N O P					
100 U KINGDOM	LB		10125	1281	61
231 HONG KONG	180	89	516	142	
352 MEXICO	40000	3900	79375	7550	
354 NETHRLNOS	34947	3931	34947	3931	
372 SPAIN			23146	2329	
383 HAWAII	2062	240	17712	2092	
400 U STATES	65750	6584	126038	12513	
	142939	14744	291859	29838	
JELLIES JAMS MARMALAOES					
100 U KINGDOM	LB 195498	33350	452853	77008	62
224 JAMAICA			360	79	
354 NETHRLNDS	714	125	3119	585	
375 SWEODEN			1050	211	
383 HAWAII			248	89	
400 U STATES	58728	15817	68243	19185	
	254940	49292	525873	97157	
GRAPEFRUIT ORANGE LEMON PULP					
224 JAMAICA	LB		43093	2803	63
328 FR AFRICA	4444	347	4444	347	
372 SPAIN			22528	912	
400 U STATES	8340	594	8340	594	
	12784	941	78405	4656	
MIXEO FRUITS IN CANS					
400 U STATES	LB 1286362	186007	2029385	294347	64
	1286362	186007	2029385	294347	
ORANGE JUICE CONCENTRATED FROZ					
400 U STATES	GAL 209191	618248	404337	1170565	65
	209191	618248	404337	1170565	
FRUIT JUICE NOP CONCENTRD FROZ					
383 HAWAII	GAL 2474	6268	4814	12248	66
400 U STATES	29937	67473	44869	107580	
	32411	73741	49683	119828	
LEMON JUICE EXCEPT CONCENTRATO					
100 U KINGDOM	GAL 150	210	200	269	68
400 U STATES	8798	20476	11033	27460	
	8948	20686	11233	27729	
ORANGE JUICE EXCEPT CONCENTRTO					
100 U KINGDOM	GAL 75	105	125	164	69
400 U STATES	550750	509210	1123537	977482	
	550825	509315	1123662	977646	
PECTIN					
100 U KINGDOM	LB 424	278	424	278	70
318 DENMARK			264	423	
400 U STATES	14128	23383	27973	42938	
	14552	23661	28661	43639	
LEMON JUICE CONCENTRATED FRESH					
400 U STATES	GAL 48	222	588	1534	71
	48	222	588	1534	
ORANGE JUICE CONCENTRATD FRESH					
400 U STATES	GAL 14041	54827	14299	55932	72
	14041	54827	14299	55932	
GRAPE JUICE OVER 1 GALLON					
	GAL				73
LIME JUICE NOT REFINED					
228 LEEW NINO	GAL 633	296	633	296	74
	633	296	633	296	
FRUIT JUICES SPIRIT FORTIFIED					
	GAL				75
BLENDED FRUIT JUICES					
400 U STATES	GAL 193331	127405	447409	294024	76
	193331	127405	447409	294024	
FRUIT JUICE NOP EXCEPT CONCENT					
100 U KINGDOM	GAL 693	1365	1668	4003	77
234 AUSTRALIA	742	1803	742	1803	

IMPORTS INTO CANADA FOR CONSUMPTION

Articles and Countries from which Imported	MONTH OF FEBRUARY 1956		TWO MONTHS ENDED FEBRUARY 1956		Class Number
	Quantities	Values (\$)	Quantities	Values (\$)	
306 BELGIUM	92	306	92	306	
383 HAWAII	110	210	206	446	
400 U STATES	9160	11361	18770	23401	
GRAPEFRUIT JUICE EXCEPT CONCEN	10797	15045	21478	29959	78
100 U KINGDOM	30	42	30	42	
225 TRINIDAD	900	424	1800	848	
400 U STATES	260332	142117	520265	283429	
PINEAPPLE JUICE EXCEPT CONCENT	261262	142583	522095	284319	79
234 AUSTRALIA			8100	5058	
383 HAWAII	131918	72053	196590	110804	
400 U STATES			1429	907	
FRUIT SYRUPS CONC JUICES N O P	131918	72053	206119	116769	80
100 U KINGDOM	139	316	139	316	
234 AUSTRALIA	293	3086	293	3086	
327 FRANCE	17587	21457	17612	21697	
354 NETHRLNDS	150	517	150	517	
400 U STATES	10402	37628	12424	46190	
COCOANUTS	28571	63004	30618	71806	81
339 HONOURAS	14950	1047	14950	1047	
384 P RICO	62600	3643	74200	4382	
400 U STATES	5150	375	22225	1386	
COCOANUT DESICCATED	82700	5065	111375	6815	83
100 U KINGDOM			40000	3040	
215 INDIA	10000	741	10000	741	
217 CEYLON	411230	32514	1115160	89859	
364 PHIL	14500	1971	79100	10089	
383 HAWAII			390	396	
400 U STATES	139391	32886	340986	85851	
COPRA NOT PREPARED	575121	68112	1585636	189976	84
364 PHIL					
ALMONDS NOT SHELLLED					91
BRAZIL NUTS NOT SHELLLED					92
FILBERTS HAZEL NOT SHELLLED					93
344 ITALY	2756	742	2756	742	
400 U STATES	2500	975	4178	1497	
PEANUTS GREEN SHELLLED OR NOT	5256	1717	6934	2239	94
207 UN SO AFR	29700	3508	79700	8409	
215 INDIA	828504	80098	1276368	109494	
231 HONG KONG	341200	34852	397648	44073	
309 BRAZIL			223537	20279	
313 CHINA	1634982	199866	3033414	369279	
352 MEXICO	1691288	177101	2913821	315851	
372 SPAIN			152112	13879	
400 U STATES	7413	500	8013	686	
PECANS NOT SHELLLED	4533087	495925	8084613	881950	95
WALNUTS NOT SHELLLED					96
344 ITALY	30313	6767	41313	9217	
400 U STATES	24100	8074	24350	8183	
OTHER NUTS NOT SHELLLED	54413	14841	65663	17400	97
231 HONG KONG	790	136	1030	200	
344 ITALY	810	60	810	60	
400 U STATES	10818	7375	38709	13824	
ALMONDS SHELLLED	12418	7571	40549	14084	101
366 PORTUGAL	7000	7445	22432	22295	
372 SPAIN			341633	265794	
400 U STATES	8400	7804	54158	52718	
PEANUTS N O P	15400	15249	418223	340807	102
231 HONG KONG	400	103	1618	557	
313 CHINA			56400	7704	
400 U STATES	10209	4714	20177	8239	
WALNUTS SHELLLED	10609	4817	78195	16500	103
215 INDIA	24750	12517	24750	12517	
231 HONG KONG	23100	8338	114400	38233	
313 CHINA	1897265	678258	2475810	884563	
327 FRANCE	6875	4606	19261	12854	
344 ITALY			11000	7374	
400 U STATES			809	643	
OTHER NUTS SHELLLED	1951990	703719	2646030	956184	104
231 HONG KONG	550	89	1765	276	
344 ITALY			2750	1561	
400 U STATES	8665	6665	25777	16351	
BRAZIL NUTS SHELLLED	9215	6754	30292	18188	105
308 BOLIVIA			25872	15038	
309 BRAZIL	39364	21500	72958	42543	
CASHEW NUTS SHELLLED	39364	21500	98830	57581	106
215 INDIA	156250	74674	248250	117938	
400 U STATES	3210	2299	13345	8641	
	159460	76973	261595	126579	

IMPORTS INTO CANADA FOR CONSUMPTION

Articles and Countries from which Imported	MONTH OF FEBRUARY 1956		TWO MONTHS ENDED FEBRUARY 1956		Class Number
	Quantities	Values (\$)	Quantities	Values (\$)	
PECANS SHELLED 400 U STATES	LB 14980	18067	46881	57632	107
FILBERTS SHELLED 344 ITALY	LB 14980	18067	46881	57632	108
372 SPAIN			92593	62425	
379 TURKEY			5666	4241	
400 U STATES	41647	29034	59402	39883	
ASPARAGUS FRESH 400 U STATES	41647	29034	73963	54428	
BEANS GREEN FRESH 231 HONG KONG	LB 5820	2442	231624	160977	111
352 MEXICO	5820	2442	5820	2442	
400 U STATES					
BEETS FRESH EXCEPT SUGAR BEETS 231 HONG KONG	LB 500	155	2300	167	112
352 MEXICO	505359	64558	2900	769	
400 U STATES	505859	64713	1439987	168479	
CABBAGE FRESH 400 U STATES	LB 687660	21313	1081710	37238	114
CARROTS FRESH 400 U STATES	687660	21313	1081710	37238	115
CAULIFLOWER FRESH 400 U STATES	LB 11792263	235149	20453188	493142	116
CELERY FRESH 400 U STATES	11792263	235149	20453188	493142	117
CUCUMBERS FRESH 316 CUBA	LB 7035388	302067	10470899	463358	118
352 MEXICO	7035388	302067	10470899	463358	
400 U STATES					
LETTUCE FRESH 400 U STATES	LB 2774520	122943	6650469	271323	119
MUSHROOMS TRUFFLES FRESH 231 HONG KONG	2774520	122943	6650469	271323	120
335 GERMANY	LB 41410	4388	41410	4388	121
347 JAPAN	26279	1063	26279	1063	
365 POLAND	876782	92406	2007541	190158	
400 U STATES	944471	97857	2075230	195609	
ONIONS FRESH 236 NEW ZEAL	LB 12632925	336202	27057956	728892	122
372 SPAIN	12632925	336202	27057956	728892	
400 U STATES					
PEAS GREEN FRESH 352 MEXICO	LB 254	933	390	1393	123
400 U STATES	625	874	625	874	
POTATOES SWEET AND YAMS FRESH 231 HONG KONG	1275	2085	1586	2660	124
POTATOES FRESH EXCEPT SEED 231 HONG KONG	22451	5369	441	1458	125
400 U STATES	24605	9261	44408	9898	
POTATOES FRESH EXCEPT SEED 400 U STATES	LB 134638	4216	134638	4216	126
SPINACH FRESH 231 HONG KONG	117989	2676	248824	5525	127
TOMATOES FRESH 227 BAHAMAS	5931543	199629	9166254	337702	128
316 CUBA	6184170	206521	9549716	347443	129
352 MEXICO					
400 U STATES					
VEGETABLES FRESH N O P 231 HONG KONG	LB 66144	4403	112224	8397	130
344 ITALY	13112	2184	32312	5368	131
352 MEXICO	79256	6587	144536	13765	132
400 U STATES					
VEGETABLES FROZEN 1LB OR LESS 400 U STATES	CWT 5	53	53	548	133
VEGETABLES FROZEN OVER 1 LB 400 U STATES	8438	51013	20801	123707	134
MUSTARD LIQUID 327 FRANCE	8443	51066	20854	124255	135
354 NETHRLNDS					
400 U STATES					
PASTE HASH VEGETABLE MEAT FISH 100 U KINGDOM	CWT 59124	176686	120803	326413	136
231 HONG KONG	59124	176686	120803	326413	137
234 AUSTRALIA					
318 DENMARK					
327 FRANCE					

IMPORTS INTO CANADA FOR CONSUMPTION

Articles and Countries from which Imported	MONTH OF FEBRUARY 1956		TWO MONTHS ENDED FEBRUARY 1956		Class Number
	Quantities	Values (\$)	Quantities	Values (\$)	
344 ITALY			2071	1076	
354 NETHRLNOS	155	61	345	170	
388 YUGO SLAV			747	299	
400 U STATES	79041	24579	136140	36214	
POTATOES DRIED	151648	41912	330368	84837	133
100 U KINGDOM	LB 1761	413	5761	1271	
354 NETHRLNOS			6016	1498	
400 U STATES	18755	4262	71175	17074	
VEGETABLES DRIED N O P	20516	4675	82952	19843	134
100 U KINGDOM	LB		747	97	
231 HONG KONG	2484	1101	6361	2610	
322 EGYPT			30763	5181	
335 GERMANY W			1157	607	
347 JAPAN	300	164	1320	503	
400 U STATES	174469	30706	505017	127893	
TOMATO JUICE CONCENTRATED	177253	31971	545365	136891	136
400 U STATES	LB		1000	75	
TOMATOES CANNED	LB		1000	75	137
344 ITALY	45316	4432	78939	6757	
372 SPAIN	2505	180	2505	180	
400 U STATES	828480	65957	1139636	92296	
TOMATO PASTE CANNED	876301	70569	1221080	99233	138
344 ITALY	LB 23810	3008	84837	11294	
400 U STATES	97887	13736	479623	66915	
TOMATO PULP AND PUREE CANNED	121697	16744	564460	78209	139
400 U STATES	LB 35243	2947	78560	6726	
TOMATO JUICE EXCEPT CONCENTRATED	35243	2947	78560	6726	140
400 U STATES	LB 4566662	332787	5314861	384298	
ASPARAGUS IN CANS	4566662	332787	5314861	384298	141
400 U STATES	LB 54297	11241	102080	25690	
CORN IN CANS	54297	11241	102080	25690	143
400 U STATES	LB 790510	78453	869144	87340	
MUSHROOMS AND TRUFFLES IN CANS	790510	78453	869144	87340	144
100 U KINGDOM	LB 157	114	308	228	
231 HONG KONG			548	721	
317 CZECHO S			1982	3490	
327 FRANCE			6000	1588	
347 JAPAN			1061	1456	
400 U STATES	1600	718	16600	8118	
PEAS IN CANS	1757	832	26499	15601	145
327 FRANCE	LB		3269	640	
400 U STATES	54860	5238	92568	9617	
VEGETABLE JUICE N O P CANNED	54860	5238	95837	10257	146
400 U STATES	LB 3413	340	8883	1221	
VEGETABLES N O P IN CANS	3413	340	8883	1221	147
100 U KINGDOM	LB		520	104	
231 HONG KONG	8150	1816	9833	2276	
306 BELGIUM			542	70	
327 FRANCE	185	74	995	361	
335 GERMANY W	30871	4320	37031	5050	
344 ITALY	2520	505	2520	505	
347 JAPAN			1049	318	
354 NETHRLNOS			6162	700	
393 TAIWAN	19200	3712	19200	3712	
400 U STATES	379518	38610	621900	58291	
PIMENTOS IN CANS	440444	49037	699752	71387	148
400 U STATES	LB 55700	11013	59900	12462	
BEANS GREEN DR WAX CANNED	55700	11013	59900	12462	149
400 U STATES	LB		97310	8453	
BEANS BAKED CANNED			97310	8453	150
354 NETHRLNOS	LB 1177	145	5171	656	
400 U STATES	582846	51265	982608	86739	
PICKLES	584023	51410	987779	87395	152
100 U KINGDOM	GAL 1810	5324	2583	8053	
227 BAHAMAS			3060	1801	
231 HONG KONG	316	442	1349	2103	
327 FRANCE			28	55	
335 GERMANY W			1332	1604	
336 GREECE			914	1461	
344 ITALY	1230	1421	2610	4009	
347 JAPAN	757	1006	1775	2549	
354 NETHRLNOS	8893	11361	17191	19183	
372 SPAIN	915	2260	1490	2935	
400 U STATES	44476	62980	78489	105967	
SAUCES N O P AND CATSUPS	58397	84794	110821	149720	153
100 U KINGDOM	GAL 435	841	976	2059	
231 HONG KONG	223	1073	3188	3600	
335 GERMANY W	89	185	217	684	

IMPORTS INTO CANADA FOR CONSUMPTION

Articles and Countries from which Imported	MONTH OF FEBRUARY 1956		TWO MONTHS ENDED FEBRUARY 1956		Class Number
	Quantities	Values (\$)	Quantities	Values (\$)	
347 JAPAN	490	676	490	676	
354 NETHRLNDS	917	1267	927	1320	
400 U STATES	56290	82825	98617	143137	
SAUCES SOY	58444	86867	104415	151476	155
	GAL				
231 HONG KONG	321	550	3514	3620	
347 JAPAN	734	972	2076	2898	
400 U STATES	4299	3012	4741	3398	
BARLEY BUCKWHEAT AND RYE	5354	4534	10331	9916	161
	BUSH				
BEANS SOYA					162
	BUSH				
231 HONG KONG			17	87	
400 U STATES	279624	665122	432896	1005379	
BEANS M O P	279624	665122	432913	1005466	163
	LB				
100 U KINGDOM	2240	137	2240	137	
203 B E AFR	28672	3819	43022	5515	
231 HONG KONG	9980	963	77180	10485	
312 CHILE			120000	9456	
344 ITALY			35175	4346	
347 JAPAN	2660	428	3660	558	
354 NETHRLNDS	14917	1504	67711	4817	
400 U STATES	670782	74056	1025800	125567	
INDIAN CORN	729251	80907	1374788	160881	167
	BUSH				
400 U STATES	128916	262043	495366	833926	
OATS	128916	262043	495366	833926	168
	BUSH				
400 U STATES	4580	13382	4580	13382	
PEAS SPLIT	4580	13382	4580	13382	169
	LB				
100 U KINGDOM			69106	4425	
234 AUSTRALIA			16800	757	
354 NETHRLNDS	10900	715	10900	715	
391 LEBANON			22269	1353	
392 SYRIA			21529	1476	
400 U STATES	29740	2673	62390	5537	
PEAS N O P	40640	3388	202994	14263	170
	LB				
100 U KINGDOM	132240	16407	132240	16407	
236 NEW ZEAL	20160	1012	20160	1012	
354 NETHRLNDS	22503	1283	89142	4913	
400 U STATES	565718	54184	614528	61990	
RICE UNCLEANNED UNHULLED PADDY	740621	72886	856070	84322	171
	CWT				
304 ARGENTINA			4390	24924	
344 ITALY	16535	99750	16535	99750	
400 U STATES	7027	31687	7027	31687	
RICE CLEANED	23562	131437	27952	156361	172
	CWT				
231 HONG KONG			100	884	
234 AUSTRALIA			14712	47616	
304 ARGENTINA			12125	31225	
400 U STATES	16423	155648	30930	285405	
WHEAT	16423	155648	57867	365130	174
	BUSH				
BARLEY POT PEARL ROAST GROUND					181
	LB				
BRAN AND MILL FEED					182
	CWT				
400 U STATES	7566	15324	14530	30207	
BUCKWHEAT MEAL OR FLOUR	7566	15324	14530	30207	183
	CWT				
CORN MEAL					184
	BRL				
400 U STATES	632	4439	900	6369	
HOMINY CRACKED OR DRIED CORN	632	4439	900	6369	185
	CWT				
400 U STATES	8206	27050	17416	60637	
MALT FLOUR	8206	27050	17416	60637	187
	LB				
400 U STATES	69000	5108	75700	5926	
OATMEAL AND ROLLED OATS	69000	5108	75700	5926	188
	LB				
400 U STATES			6300	730	
RICE STARCH FLOUR MEAL FEED			6300	730	189
	LB				
231 HONG KONG	1300	250	7000	1191	
347 JAPAN	200	50	694	169	
400 U STATES	16720	1649	158520	12980	
RYE FLOUR	18220	1949	166214	14340	191
	BRL				
400 U STATES	23	631	23	631	
SAGO AND CASSAVA FLOUR EDIBLE	23	631	23	631	192
	LB				
218 MALAYA	933	51	5413	270	
400 U STATES			31000	4340	
SEMOLINA	933	51	36413	4610	193
	CWT				
WHEAT FLOUR					194
	CWT				
400 U STATES	15	235	1080	5984	
BISCUITS AND BREAD DIETARY	15	235	1080	5984	201
100 UKINGDOM		5689		6614	

IMPORTS INTO CANADA FOR CONSUMPTION

Articles and Countries from which Imported	MONTH OF FEBRUARY 1956		TWO MONTHS ENDED FEBRUARY 1956		Class Number
	Quantities	Values (\$)	Quantities	Values (\$)	
400 U STATES		2257		3943	
BISCUITS NOT SWEETENED N O P		7946		10557	
100 U KINGDOM	23699	10693	40195	16329	203
306 BELGIUM	105	129	210	258	
318 DENMARK			210	57	
326 FINLAND			1488	375	
335 GERMANY W	1765	248	1765	248	
347 JAPAN	1013	446	2295	1044	
354 NETHRLNDS	2606	780	4420	1098	
359 NORWAY	6349	830	6349	830	
375 SWEDEN			65613	11892	
400 U STATES	94520	34641	282133	96035	
BISCUITS SWEETENED N O P	130057	47767	404678	128166	204
100 U KINGDOM	371812	139564	711448	267267	205
231 HONG KONG	75	71	75	71	
305 AUSTRIA	1151	386	1151	386	
306 BELGIUM	16858	6614	35410	12314	
317 CZECHO S	250	125	730	413	
318 DENMARK	1332	317	8771	1983	
327 FRANCE	210	85	355	135	
335 GERMANY W			1469	581	
347 JAPAN	240	89	240	89	
354 NETHRLNDS	3852	801	9383	1908	
376 SWITZRLND			2250	1400	
400 U STATES	126783	32577	194741	48099	
BREAD PASSOVER MATZO PRODUCTS	522563	180629	966023	334646	
400 U STATES		65074		70171	
CEREAL FOODS 25 POUNDS OR LESS		65074		70171	
100 U KINGDOM	14425	1802	14425	1802	207
231 HONG KONG			100	59	
335 GERMANY W			2502	386	
354 NETHRLNDS	1517	196	2718	320	
400 U STATES	88711	21927	160598	38206	
CEREAL FOODS PREPARED N O P	104653	23925	180343	40773	
100 U KINGDOM				179	208
327 FRANCE				385	
335 GERMANY W				411	
400 U STATES		116763		188261	
MACARONI AND VERMICELLI		116763		189236	
231 HONG KONG	700	220	4378	1148	209
347 JAPAN			300	53	
354 NETHRLNDS	3050	316	3050	316	
400 U STATES	151982	25614	228207	38121	
MILK FOODS N O P	155732	26150	235935	39638	
100 U KINGDOM		261		479	221
335 GERMANY W		490		980	
359 NORWAY		127		127	
375 SWEDEN				342	
400 U STATES		9812		26969	
ARROWROOT		10690		28897	
228 LEER WIND			49000	4997	222
231 HONG KONG			300	66	
400 U STATES			3600	540	
MALT WHOLE CRUSHED OR GROUND			52900	5603	
SAGO AND TAPIOCA					
218 MALAYA			7800	521	224
309 BRAZIL			663	77	
355 INDONESIA			58260	6417	
400 U STATES	70000	10500	146600	21842	
ALL OTHER BREAOSTUFFS N O P	70000	10500	213323	28857	
231 HONG KONG		1366		1366	226
400 U STATES		2380		6900	
COCOANUT OIL N O P EDIBLE		3746		8266	
100 U KINGDOM	63	947	63	947	231
217 CEYLON			6	55	
400 U STATES	9	160	174	2944	
COTTON SEED OIL N O P EDIBLE	72	1107	243	3946	
400 U STATES	436	7598	557	9834	233
OLIVE OIL N O P EDIBLE	436	7598	557	9834	
327 FRANCE	10	493	10	493	234
336 GREECE			45	1500	
344 ITALY			1126	30298	
372 SPAIN	535	13536	939	23703	
400 U STATES			3	90	
PEANUT OIL N O P EDIBLE	545	14029	2123	56084	
231 HONG KONG			123	2451	235
400 U STATES	372	6650	504	10446	
SOYA BEAN OIL N O P EDIBLE	372	6650	627	12897	
400 U STATES	16589	240654	30072	406279	236
	16589	240654	30072	406279	

IMPORTS INTO CANADA FOR CONSUMPTION

Articles and Countries from which Imported	MONTH OF FEBRUARY 1956		TWO MONTHS ENDED FEBRUARY 1956		Class Number
	Quantities	Values (\$)	Quantities	Values (\$)	
CHOCOLATES IN RETAIL PACKAGES	LB				239
100 U KINGDOM	64948	33389	429254	176599	
318 DENMARK	2948	1158	2948	1158	
335 GERMANY W	6891	2749	22195	12999	
344 ITALY	575	999	575	999	
354 NETHRLNDS	8440	3342	17187	6659	
360 ISRAEL			20979	8193	
375 SWEDEN	1091	372	1091	372	
376 SWITZRLND	321	373	6471	3657	
389 IRELAND	5756	2221	5756	2221	
400 U STATES	19121	10501	76160	30052	
	110091	55104	582616	242909	
CONFECTIONERY CHOCOLATE N O P	LR				240
100 U KINGDOM	182658	71946	209060	80560	
305 AUSTRIA	1112	1088	1112	1088	
306 BELGIUM			955	467	
317 CZECHO S	1489	1604	1489	1604	
318 DENMARK			1445	578	
335 GERMANY W	16952	8202	16952	8202	
354 NETHRLNDS	21252	14292	21252	14292	
376 SWITZRLND	8483	5250	9518	5624	
400 U STATES	84297	24478	140381	36537	
	316243	126860	402164	148952	
OTHER CONFECTIONS SWEETENED	LB				242
100 U KINGDOM	8280	1977	23301	6197	
231 HONG KONG	1680	175	1824	265	
306 BELGIUM	1600	291	2257	402	
318 DENMARK	2800	1470	2800	1470	
327 FRANCE	2205	315	2205	315	
335 GERMANY W	327	1328	1467	1756	
354 NETHRLNDS	13511	1695	31468	3932	
400 U STATES	221176	65939	396368	108068	
	251579	73190	461690	122405	
FRUITS PEELS CANDIED	LB				243
231 HONG KONG			200	85	
327 FRANCE	11001	2394	53376	11210	
344 ITALY	22046	3640	38656	7024	
366 PORTUGAL			110	61	
400 U STATES	33725	13676	35612	14157	
	66772	19710	127954	32537	
GINGER PRESERVED	LB				244
100 U KINGDOM	216	151	306	218	
231 HONG KONG	24840	4320	25296	4516	
347 JAPAN			250	57	
	25056	4471	25852	4791	
SUGAR CANDY CONFECTIONERY N O P	LB				246
100 U KINGDOM	470133	94540	1587651	333653	
224 JAMAICA			2383	315	
231 HONG KONG	340	165	3865	1707	
305 AUSTRIA			3959	1236	
306 BELGIUM			5257	1284	
318 DENMARK			13505	3870	
327 FRANCE	6992	2155	7098	2210	
335 GERMANY W	3902	1997	7092	3161	
336 GREECE			175	54	
344 ITALY	1135	1285	3318	2283	
347 JAPAN			120	60	
354 NETHRLNDS	15565	3697	50324	11101	
360 ISRAEL	6400	1024	20360	4831	
365 POLAND	12736	1182	18986	2150	
400 U STATES	679394	140084	806807	175593	
	1196597	246129	2530900	543508	
BUBBLE GUM	LB				247
100 U KINGDOM			1716	421	
318 DENMARK			2789	745	
354 NETHRLNDS			453	408	
400 U STATES	44972	9681	67330	16977	
	44972	9681	72288	18551	
CHEWING GUM N O P	LB				249
100 U KINGDOM	784	192	1456	358	
318 DENMARK	2400	512	2400	512	
400 U STATES	8666	2726	21452	6008	
	11850	3430	25308	6878	
GLUCOSE AND SYRUP CORN SYRUP	CWT				251
354 NETHRLNDS	11	125	11	125	
400 U STATES	7453	60656	12417	95730	
	7464	60781	12428	95855	
MOLASSES OF CANE N O P	GAL				252
225 TRINIDAD			102400	9216	
383 HAWAII	5777	1031	5777	1031	
384 P RICO			705860	72055	
400 U STATES	148849	25283	395945	68440	
	154626	26314	1209982	150742	
LIQUID OR INVERT SUGAR	CWT				254
100 U KINGDOM	61	438	129	760	
400 U STATES	129	1075	155	1289	
	190	1513	284	2049	
MOLASSES FOR HUMAN CONSUMPTION	GAL				255
223 BARBADOS	200000	104610	317666	167415	
400 U STATES	1169	1851	16442	12458	
	201169	106461	334108	179873	
SYRUPS OF CANE OR BEET N O P	GAL				256
100 U KINGDOM	2446	2750	3197	3551	
400 U STATES	1472	3054	1741	3709	
	3918	5804	4938	7260	

IMPORTS INTO CANADA FOR CONSUMPTION

Articles and Countries from which Imported	MONTH OF FEBRUARY 1956		TWO MONTHS ENDED FEBRUARY 1956		Class Number
	Quantities	Values (\$)	Quantities	Values (\$)	
SUGAR RAW IMPORTED BY REFINERS	CWT				262
204 MAURITIUS	124275	493841	330601	1296124	
221 B GUIANA	112095	470528	168122	701162	
224 JAMAICA	105318	415171	222920	887696	
234 AUSTRALIA	49280	168693	49280	168693	
235 FIJI	101937	468912	289073	1320383	
316 CUBA	101172	348839	101172	348839	
	594077	2365984	1161168	4722897	
SUGAR RAW N O P	CWT				263
221 B GUIANA	624	2590	6808	28067	
224 JAMAICA	1561	6160	1561	6160	
	2185	8750	8369	34227	
SUGAR REFINED	CWT				264
400 U STATES	34	532	34	532	
	34	532	34	532	
SUGAR AND SYRUP MAPLE	LB				265
400 U STATES	1000	783	1000	783	
	1000	783	1000	783	
COCOA BEANS NOT ROASTED	CWT				271
217 CEYLON	672	17151	672	17151	
224 JAMAICA	1778	45728	3753	99444	
228 LEEW WIND			10	290	
309 BRAZIL	963	34681	963	34681	
321 ECUADOR	1023	29691	1442	44549	
387 VENEZUELA			293	9068	
400 U STATES	20646	623085	28362	884436	
	25082	750336	35495	1089619	
COCOA BUTTER	LB				273
224 JAMAICA	56786	23451	56786	23451	
309 BRAZIL	27602	9661	27602	9661	
327 FRANCE	10858	4533	143133	80730	
354 NETHRLNDS	82279	43580	133374	71945	
400 U STATES	28014	10259	234722	121382	
	205539	91484	595617	307169	
COCOA PASTE NOT SWEETENED	LB				274
100 U KINGDOM	33560	14053	55960	22752	
309 BRAZIL	11023	2838	44092	11353	
354 NETHRLNDS	47000	17374	119440	45275	
400 U STATES	12015	3402	59083	22040	
	103598	37667	278575	101420	
COCOA PASTE SWEETENED	LB				275
354 NETHRLNDS	1992	604	1992	604	
400 U STATES	6000	2457	19200	8323	
	7992	3061	21192	8927	
COCOA DR CHOCOLATE POWDER	LB				276
100 U KINGDOM	5472	2217	26032	10891	
327 FRANCE	11023	3087	15432	4322	
354 NETHRLNDS	163593	58426	324871	114286	
400 U STATES	222228	88762	389663	172267	
	402316	152492	755998	301766	
COCOA AND CHOCOLATE PREPS N O P	LB				277
100 U KINGDOM	34065	12687	51395	18157	
318 DENMARK			2156	984	
327 FRANCE			8254	2360	
335 GERMANY W			254	112	
354 NETHRLNDS	328	191	10752	2245	
389 IRELAND			40000	5874	
400 U STATES	74827	14076	81785	16301	
	109220	26954	194596	46033	
CHICORY	LB				282
306 BELGIUM	10790	766	10790	766	
354 NETHRLNDS			7280	672	
400 U STATES	6472	2259	16595	5612	
	17262	3025	34665	7050	
COFFEE GREEN	LB				283
202 ADEN			4409	2294	
203 B E AFR	631459	279110	1092831	450893	
224 JAMAICA	13200	7647	85800	50249	
225 TRINIDAD	37000	12262	40000	13372	
307 BEL CONGO	102844	44550	202221	90146	
309 BRAZIL	3804639	1909008	7843173	3879603	
314 COLOMBIA	2983278	1945797	5904140	3793244	
315 C RICA	25206	16147	25206	16147	
320 DOM REP	234988	131953	571963	302257	
321 ECUADOR	30373	12418	73407	31117	
323 EL SALVO	102001	56646	178462	94927	
325 ETHIOPIA			32921	26790	
333 MADAGASCAR	6571	2037	6571	2037	
337 GUATEMALA	436774	222672	899761	461963	
338 HAITI	22000	10670	109427	43135	
352 MEXICO	696485	364633	1044462	546974	
383 HAWAII	15119	9177	15119	9177	
384 P RICO			37296	21632	
387 VENEZUELA	64681	43109	97050	62611	
395 PORT W AF	43598	16022	70149	29589	
400 U STATES	216433	72813	645646	265533	
	9466649	5156671	18980014	10193690	
COFFEE ROASTED AND SUBSTITUTES	LB				286
224 JAMAICA	3000	1352	6000	2706	
400 U STATES	151183	112027	263410	195725	
	154183	113379	269410	198431	
COFFEE EXTRACT OF N O P	LB				287
100 U KINGDOM	10352	4145	37387	14837	
376 SWITZRLND			70	145	
400 U STATES	307028	648120	461463	983388	
	317380	652265	498920	998370	

IMPORTS INTO CANADA FOR CONSUMPTION

Articles and Countries from which Imported	MONTH OF FEBRUARY 1956		TWO MONTHS ENDED FEBRUARY 1956		Class Number	
	Quantities	Values (\$)	Quantities	Values (\$)		
CLOVES UNGROUND	203 B E AFR 333 MADAGASCAR 400 U STATES	LB 10220 12126 1897 24243	3223 3476 845 7544	14700 12126 3314 30140	4625 3476 1472 9573	291
GINGER UNGROUND	100 U KINGDOM 231 HONG KONG 371 THAILAND 400 U STATES	LB 5668 4060 5512 3902 19142	1907 296 1062 1472 4737	5668 6860 5512 3902 21942	1907 649 1062 1472 5090	292
MUSTARD GROUND	100 U KINGDOM 400 U STATES	LB 10620 34160 44780	5460 10310 15770	20078 41944 62022	8330 12274 20604	293
NUTMEGS AND MACE UNGROUND	100 U KINGDOM 218 MALAYA 228 LEEUWIND 400 U STATES	LB 9149 2240 9200 909 21498	12637 1086 4796 1898 20417	17862 2240 30544 23113 73759	17804 1086 13804 8335 41029	294
NUTMEGS AND MACE GROUND	400 U STATES	LB		498	838	295
PEPPER UNGROUND	100 U KINGDOM 215 INDIA 218 MALAYA 219 BEL OTHER 340 HUNGARY 347 JAPAN 352 MEXICO 400 U STATES	LB 5380 64960 70735 6720 762 148557	863 18298 22188 2650 739 44738	14340 242196 123445 28480 1126 6600 2231 17299 435717	3890 75308 38623 9402 356 1492 1279 6625 136975	296
SPICES N O P UNGROUND	224 JAMAICA 231 HONG KONG 313 CHINA 355 INDONESIA 400 U STATES	LB 6440 16080 4712 31712	4905 1258 313 7625	14280 59933 5600 15522 27730 123065	10833 6533 510 2135 5237 25248	297
GINGER AND SPICES N O P GROUND	100 U KINGDOM 215 INDIA 335 GERMANY W 347 JAPAN 354 NETHRLNDS 372 SPAIN 400 U STATES	LB 2875 870 322 330 34100 15441 53938	1158 277 326 195 8729 8237 18922	3259 3110 3897 1100 330 124006 43540 179242	1547 714 1143 492 195 33798 21308 59197	298
TONQUIN BEANS CRUDE		LB				299
VANILLA BEANS CRUDE	327 FRANCE 352 MEXICO 400 U STATES	LB 547 4255 4802	3118 24428 27546	547 1547 6259 8353	3118 12052 36251 51421	300
SEEDS AROMATIC CRUDE UNGROUND	100 U KINGDOM 304 ARGENTINA 352 MEXICO 353 MOROCCO 354 NETHRLNDS 400 U STATES	LB 13800 612 612 36284 11300 30305 92913	2072 73 190 2470 1379 3253 9437	13800 612 612 36284 15115 37006 103429	2072 73 190 2470 1954 5416 12175	301
TEA BLACK	100 U KINGDOM 203 B E AFR 205 RHOD NYAS 215 INDIA 217 CEYLON 218 MALAYA 231 HONG KONG 307 BEL CONGO 313 CHINA 347 JAPAN 354 NETHRLNDS 355 INDONESIA 393 TAIWAN 400 U STATES	LB 105877 118227 714646 1135339 1460 1334 17825 4385 44079 1364 2144536	70304 68431 360932 599385 910 464 4894 2400 27329 1248 1136297	345780 268900 1426 3102399 2121944 42840 11861 4850 1334 52475 4385 48677 800 7162 6014833	223936 155101 467 1627324 1120637 20064 8393 2856 464 13507 2400 29878 284 5601 3210912	319
TEA GREEN	231 HONG KONG 347 JAPAN	LB 13090 13090	4899 4899	4118 27430 31548	2522 9890 12412	320
VINEGAR	327 FRANCE 400 U STATES	GAL 62 170 232	92 376 468	62 510 572	92 890 982	341
YEAST IN CAKES AND PACKAGES	400 U STATES	LB 1462 1462	950 950	2672 2672	1610 1610	352
YEAST IN BULK	400 U STATES	LB 2000 2000	180 180	2390 2390	485 485	353

IMPORTS INTO CANADA FOR CONSUMPTION

Articles and Countries from which Imported	MONTH OF FEBRUARY 1956		TWO MONTHS ENDED FEBRUARY 1956		Class Number
	Quantities	Values (\$)	Quantities	Values (\$)	
HOPS 335 GERMANY W 400 U STATES	LB				362
		71273	47866	143867	
LIQUORICE UNSWEETENED 400 U STATES	LB				364
		58884	10877	91484	
MALT SYRUP AND EXTRACTS 100 U KINGDOM 400 U STATES	LB				365
		24578	5335	32978	
ESSENCES EXTRACTS N O P 100 U KINGDOM 335 GERMANY W 400 U STATES	GAL				367
		105	1110	365	
FOODSTUFFS TAR 18A 19 140A 206 400 U STATES					369
			1332	1966	
POTATOES FRENCH FRIED FROZEN 400 U STATES	LB				380
		116610	21512	147937	
POTATO CHIPS NOT FROZEN 400 U STATES	LB				381
		254819	101256	499337	
VEGETABLE FOOD PRODUCTS N O P 100 U KINGDOM 231 HONG KONG 306 BELGIUM 335 GERMANY W 347 JAPAN 354 NETHRLNDS 400 U STATES					390
			1872	32222	
			701	3752	
			1959	1959	
			252	252	
			175	338	
			149	1056	
			155257	251279	
			160365	290858	

IMPORTS INTO CANADA FOR CONSUMPTION

Articles and Countries from which Imported	MONTH OF FEBRUARY 1956		TWO MONTHS ENDED FEBRUARY 1956		Class. Number
	Quantities	Values (\$)	Quantities	Values (\$)	
GROUP 1					
AGRICULTURAL PRODUCTS					
B OTHER THAN FOOD					
ALE BEER PORTER AND STOUT	GAL				1501
100 U KINGDOM	11505	15598	21470	28440	
335 GERMANY W	400	581	1600	2321	
347 JAPAN	76	228	264	788	
354 NETHRLNDS	1146	1044	1146	1044	
	13127	17451	24480	32593	
BRANDY	P GAL				1511
100 U KINGDOM	63	378	214	1499	
207 UN SO AFR	2683	8247	9170	26703	
232 MALTA	353	1687	577	2827	
234 AUSTRALIA	3075	10838	7934	26563	
318 DENMARK			55	301	
327 FRANCE	10687	93017	25424	208053	
336 GREECE	70	599	174	1488	
344 ITALY	266	2310	299	2525	
360 ISRAEL	70	1084	70	1084	
366 PORTUGAL	665	3371	2360	10656	
372 SPAIN	350	2100	643	3755	
388 YUGO SLAV			140	838	
	18282	123631	47060	286292	
CORDIALS AND LIQUEURS N O P	P GAL				1512
100 U KINGDOM	826	11279	2111	27938	
225 TRINIDAD	9	174	13	260	
313 CHINA	36	875	36	875	
318 DENMARK	134	2631	562	9261	
327 FRANCE	2258	25079	6139	70399	
344 ITALY			66	681	
354 NETHRLNDS	771	7832	2366	23716	
359 NORWAY	90	449	130	647	
375 SWEDEN	21	71	69	420	
384 P RICO			185	958	
389 IRELAND			13	154	
400 U STATES	29	748	71	1507	
	4174	49138	11761	136816	
GIN	P GAL				1513
100 U KINGDOM	4552	24651	11206	59497	
354 NETHRLNDS	269	1063	907	3533	
	4821	25714	12113	63030	
RUM	P GAL				1514
100 U KINGDOM	15663	62914	41236	156064	
221 B GUIANA	7844	11293	36037	46944	
223 BARBADOS	7822	32438	13406	49502	
224 JAMAICA	5884	16059	11576	35376	
225 TRINIDAD	3088	15263	5336	25737	
234 AUSTRALIA			104	387	
316 CUBA	484	5352	938	10327	
327 FRANCE	35	265	56	424	
338 HAITI	280	2070	493	3585	
384 P RICO	3057	22867	7695	57258	
	44157	168521	116877	385604	
WHISKY	P GAL				1515
100 U KINGDOM	43719	353926	94124	757324	
389 IRELAND			67	528	
400 U STATES	74934	96744	163883	221070	
	118653	450670	258074	978922	
ABSINTHE ALCOHOLIC LIQUORS N O P	P GAL				1516
100 U KINGDOM			64	405	
			64	405	
WINES NON SPARKLING	GAL				1530
100 U KINGDOM	7983	33605	17233	75127	
207 UN SO AFR	4449	7460	20135	32140	
232 MALTA			3306	4972	
234 AUSTRALIA	14470	28332	40233	77706	
327 FRANCE	15734	56094	50684	173260	
328 FR AFRICA	3077	4273	6395	8826	
335 GERMANY W	1101	7857	3667	19438	
336 GREECE	1147	1344	2794	3283	
340 HUNGARY	347	1305	347	1305	
344 ITALY	10231	30187	25597	77720	
347 JAPAN	804	2775	804	2775	
354 NETHRLNDS			198	917	
360 ISRAEL	298	1131	698	2651	
366 PORTUGAL	6133	14993	32595	52567	
367 AZORES	250	1029	566	2288	
372 SPAIN	3005	11582	11567	32042	
376 SWITZRLND			198	773	
389 IRELAND			1406	7170	
400 U STATES	3301	9989	6817	20814	
	72330	211956	225240	595774	
WINES SPARKLING	GAL				1560
234 AUSTRALIA	50	304	68	393	
327 FRANCE	1433	16943	5242	63213	
335 GERMANY W	10	60	110	432	

IMPORTS INTO CANADA FOR CONSUMPTION

Articles and Countries from which Imported	MONTH OF FEBRUARY 1956		TWO MONTHS ENDED FEBRUARY 1956		Class Number
	Quantities	Values (\$)	Quantities	Values (\$)	
344 ITALY	70	315	330	1550	
354 NETHRLNDS			30	435	
GUMS AMBER AND ARABIC	1563	17622	5780	66023	1571
396 SUDAN			6633	1063	
400 U STATES	37976	9875	65314	16794	
GUMS AUSTL COPAL DAMAR ETC	37976	9875	71947	17857	1572
218 MALAYA	64	1507	64	1507	
400 U STATES	71	1726	314	7696	
GUMS BARBERRY ELEMI GEDDA ETC	135	3233	378	9203	1573
100 U KINGDOM	41	2252	43	2362	
215 INDIA	80	3186	80	3186	
347 JAPAN	3	63	3	63	
354 NETHRLNDS			30	735	
400 U STATES	173	11073	333	18539	
BURGUNDY PITCH	297	16574	489	24885	1575
400 U STATES	11679	2004	29865	4256	
CHICLE OR SAPPATO GUM CRUDE	11679	2004	29865	4256	1576
400 U STATES			81002	25913	
SHELLAC BLEACHED			81002	25913	1577
400 U STATES	135	8749	245	15159	
DRAGONS BLOOD	135	8749	245	15159	1578
LAC CRUDE SEED STICK AND SHELL					1579
100 U KINGDOM	116	5753	116	5753	
215 INDIA			977	41628	
371 THAILAND	1152	34767	4786	138777	
400 U STATES	499	18571	1576	58098	
RESIN OR ROSIN	1767	59091	7455	244256	1580
327 FRANCE			22	149	
400 U STATES	21823	146936	52877	365551	
ROSIN SIZING	21823	146936	52899	365700	1581
400 U STATES	11718	120493	21852	228703	
WAX SEALING	11718	120493	21852	228703	1582
100 U KINGDOM		96		96	
400 U STATES		395		514	
GUMS AND BLENDS N O P		491		610	1583
100 U KINGDOM	550	821	39550	11578	
400 U STATES	226546	99073	439282	183568	
TALL OIL AND TALL OIL PITCH	227096	99894	478832	195146	1584
400 U STATES	5534	37686	10788	72780	
COTTON SEED CAKE AND MEAL	5534	37686	10788	72780	1591
400 U STATES	400	1648	3000	9834	
LINSEED OIL CAKE AND MEAL	400	1648	3000	9834	1592
400 U STATES	23561	71850	57962	178607	
PALM NUT CAKE AND MEAL	23561	71850	57962	178607	1593
SOYA BEAN OIL CAKE AND MEAL					1594
400 U STATES	342734	892070	730360	1923518	
SOYA BEAN FLOUR	342734	892070	730360	1923518	1595
335 GERMANY W	67	904	67	904	
400 U STATES	2480	25209	4825	38304	
PEANUT OIL CAKE AND MEAL	2547	26113	4892	39208	1596
CASTOR OIL NOT EDIBLE					1601
100 U KINGDOM	4	314	42	1191	
309 BRAZIL	630	8972	1268	16792	
400 U STATES	92	3700	983	18838	
CHINAWOOD OIL NOT EDIBLE	726	12986	2293	36821	1602
313 CHINA	224	4832	224	4832	
400 U STATES	224	4832	5	165	
COCOANUT OIL NOT EDIBLE	224	4832	229	4997	1603
217 CEYLON	7237	74316	45322	460685	
400 U STATES	2	126	593	6332	
COTTON SEED OIL NOT EDIBLE	7239	74442	45915	467017	1605
400 U STATES	33284	398777	72977	837316	
ESSENTIAL OIL N O P	33284	398777	72977	837316	1606
100 U KINGDOM	1159	4685	2060	6359	
225 TRINIDAD	1088	4140	1088	4140	
228 LEEW WIND			210	1013	
309 BRAZIL			1488	908	
327 FRANCE	1611	7460	2722	19368	
335 GERMANY W	116	179	910	513	
338 HAITI			1303	4830	
352 MEXICO	770	2709	770	2709	
354 NETHRLNDS	890	185	3538	5982	

IMPORTS INTO CANADA FOR CONSUMPTION

Articles and Countries from which Imported	MONTH OF FEBRUARY 1956		TWO MONTHS ENDED FEBRUARY 1956		Class Number
	Quantities	Values (\$)	Quantities	Values (\$)	
372 SPAIN	2000	8942	2400	9270	
376 SWITZRLND	976	8957	1073	10765	
400 U STATES	73225	230500	137085	487892	
	81835	267757	154647	553749	
EUCALYPTUS OIL	LB				1607
234 AUSTRALIA			424	289	
400 U STATES	190	2068	190	2068	
	190	2068	614	2357	
FLAXSEED OR LINSEED OIL	CWT				1608
400 U STATES	923	13885	2181	30006	
	923	13885	2181	30006	
FOOTS OF COTTON SEED OR OLIVES	CWT				1609
400 U STATES	95	1122	694	9691	
	95	1122	694	9691	
OLIVE OIL FOR MANUFACTURING	CWT				1610
PALM AND PALM KERNEL OIL	CWT				1611
100 U KINGDOM			2245	25491	
218 MALAYA	16698	169489	45005	477337	
307 BEL CONGO			9804	83668	
400 U STATES	1248	14430	2456	28173	
	17946	183919	59510	614669	
PEANUT OIL	CWT				1613
100 U KINGDOM	2388	36876	3582	55335	
	2388	36876	3582	55335	
PEPPERMINT OIL	LB				1614
234 AUSTRALIA	112	466	112	466	
347 JAPAN	300	1693	300	1693	
400 U STATES	4417	26184	10528	66783	
	4829	28343	10940	68942	
PERILLA OIL	CWT				1615
RESIN OIL	CWT				1617
400 U STATES	1045	9514	1601	13892	
	1045	9514	1601	13892	
SESAME SEED OIL	CWT				1618
231 HONG KONG			6	78	
400 U STATES	12	408	14	498	
	12	408	20	576	
SOYA BEAN OIL FOR MANUFACTURE	CWT				1619
400 U STATES	4972	64699	15074	186342	
	4972	64699	15074	186342	
VEGETABLE OIL N O P NOT EDIBLE	CWT				1620
100 U KINGDOM	22	656	55	1622	
400 U STATES	15730	142722	26001	278998	
	15752	143378	26056	280620	
RAPE SEED OIL	CWT				1621
100 U KINGDOM	60	1506	60	1506	
400 U STATES	25	530	74	1435	
	85	2036	134	2941	
CASHEW NUT SHELL OIL	CWT				1622
400 U STATES			298	4428	
			298	4428	
BITICICA OIL	CWT				1623
309 BRAZIL	108	1746	194	3072	
400 U STATES	691	9114	691	9114	
	799	10860	885	12186	
SUNFLOWER SEED OIL	CWT				1624
VEGETABLE OILS FOR TEXTILES	CWT				1625
100 U KINGDOM			1	51	
400 U STATES	1838	39117	3718	73626	
	1838	39117	3719	73677	
LEMON OIL AND ORANGE OIL	LB				1626
224 JAMAICA	1000	1122	3700	3883	
309 BRAZIL			2024	2024	
335 GERMANY W	2037	2949	2037	2949	
344 ITALY			685	1735	
354 NETHRLNDS	1200	5640	3580	15746	
376 SWITZRLND	70	1756	95	2315	
400 U STATES	16448	52747	24290	69782	
	20755	64214	36411	98434	
SPEARMINT OIL	LB				1627
400 U STATES	2850	14865	6103	30842	
	2850	14865	6103	30842	
ROSE BUSHES NOP	NO				1646
306 BELGIUM			8044	1296	
327 FRANCE	1210	804	1210	804	
335 GERMANY W	12200	1647	13725	1984	
354 NETHRLNDS	113142	24624	142518	31216	
400 U STATES	109135	45223	169590	68092	
	235687	72298	335087	103392	
BUSHES ROOTS AND VINES N O P	NO				1647
354 NETHRLNDS	400	66	400	66	
400 U STATES	14960	2625	14960	2625	
	15360	2691	15360	2691	
APPLE TREES N O P	NO				1651
354 NETHRLNDS			400	200	
400 U STATES	2010	973	2010	973	
	2010	973	2410	1173	
PEACH TREES AND JUNE BUDS NOP	NO				1653
400 U STATES	5028	2054	5028	2054	
	5028	2054	5028	2054	
FRUIT TREES N O P	NO				1657
400 U STATES	1400	839	1400	839	
	1400	839	1400	839	

IMPORTS INTO CANADA FOR CONSUMPTION

Articles and Countries from which Imported	MONTH OF FEBRUARY 1956		TWO MONTHS ENDED FEBRUARY 1956		Class Number
	Quantities	Values (\$)	Quantities	Values (\$)	
AZALEAS RHODODENDRONS ETC					1662
100 U KINGDOM		1790		2158	
220 BERMUDA		781		781	
231 HONG KONG		768		1456	
306 BELGIUM		2051		19348	
327 FRANCE				110	
335 GERMANY W				1394	
347 JAPAN		101		2156	
354 NETHRLNDS		19199		32197	
400 U STATES		34589		64965	
		59279		124565	
PALMS FERNS FICUS CANNAS ETC					1663
354 NETHRLNDS		1922		3770	
400 U STATES		70		575	
		1992		4345	
TULIP BULBS					1664
GLADIOLI BULBS					1665
347 JAPAN		113		113	
354 NETHRLNDS		1545		8311	
400 U STATES		2241		3320	
		3899		11744	
FLOWERS AND FOLIAGE CUT					1666
100 U KINGDOM		291		291	
327 FRANCE		191		362	
335 GERMANY W		795		3259	
354 NETHRLNDS		95		95	
383 HAWAII		80		182	
400 U STATES		158244		303313	
		159696		307502	
TREES SEEDLING STOCK					1668
100 U KINGDOM		2110		2110	
306 BELGIUM		2222		2222	
354 NETHRLNDS		22578		23852	
400 U STATES		317		317	
		27227		28501	
FLORIST OR NURSERY STOCK N O P					1669
100 U KINGDOM		389		389	
306 BELGIUM				738	
327 FRANCE		2794		2794	
335 GERMANY W				70	
347 JAPAN		3486		3486	
354 NETHRLNDS		60045		66917	
400 U STATES		22453		46657	
		89167		121051	
LATEX NATURAL OR SYNTHETIC	LB				1680
100 U KINGDOM			55870	23008	
218 MALAYA	11200	5586	11200	5586	
400 U STATES	830764	377654	2160573	1015527	
	841964	383240	2227643	1044121	
BALATA CRUDE	LB				1681
309 BRAZIL	1511	650	1511	650	
400 U STATES	200	680	400	1360	
	1711	1330	1911	2010	
GUTTA PERCHA UNMANUFACTURED	LB				1682
100 U KINGDOM	250	812	250	812	
400 U STATES	300	1041	600	2082	
	550	1853	850	2894	
RUBBER CRUDE CAOUTCHOUC	LB				1683
100 U KINGDOM	124206	44367	198126	81561	
217 CEYLON	268800	102550	884800	306479	
218 MALAYA	5031272	1813788	129226785	4648906	
219 BEI OTHER			22403	10507	
355 INDONESIA	358483	99124	649559	183647	
400 U STATES	529649	163504	1767442	666747	
	6312410	2223333	16449115	5897847	
COMB BLANKS OF HARD RUBBER					1684
305 AUSTRIA		558		558	
335 GERMANY W		380		380	
400 U STATES		462		462	
		1400		1400	
RUBBER POWDERED WASTE OR JUNK	CWT				1687
100 U KINGDOM			300	2016	
218 MALAYA	112	5149	112	5149	
400 U STATES	3705	33876	6794	59457	
	3817	39025	7206	66622	
RUBBER RECOVERED	CWT				1688
100 U KINGDOM	780	6593	1520	12747	
400 U STATES	21173	195905	45081	423291	
	21953	202498	46601	436038	
RUBBER SUBSTITUTE OR SYNTHETIC	CWT				1689
400 U STATES	18814	555480	30784	924180	
	18814	555480	30784	924180	
RUBBER THREAD NOT COVERED	LB				1690
100 U KINGDOM	501	731	2319	2983	
400 U STATES	13113	23480	24568	44276	
	13614	24211	26887	47259	
HARD RUBBER STRIP SHEET ROD	LB				1691
100 U KINGDOM	11467	4023	23267	8447	
400 U STATES	8841	11452	10375	14783	
	20308	15475	33642	23230	
CONVEYOR BELTING OF RUBBER					1699
100 U KINGDOM		7478		18408	
400 U STATES		11786		19486	
		19264		37894	

IMPORTS INTO CANADA FOR CONSUMPTION

Articles and Countries from which Imported	MONTH OF FEBRUARY 1956		TWO MONTHS ENDED FEBRUARY 1956		Class Number
	Quantities	Values (\$)	Quantities	Values (\$)	
BATHING SHOES RUBBER 400 U STATES	PAIR 5778	3559	5778	3559	1700
BELTING RUBBER					1701
100 U KINGDOM		1020		6390	
335 GERMANY W				399	
347 JAPAN				3052	
354 NETHRLNDS				1014	
400 U STATES		31360		84547	
		32380		95402	
CANVAS SHOES RUBBER SOLES	PAIR				1702
100 U KINGDOM	10181	4696	10181	4696	
215 INDIA	11605	5416	100045	43431	
231 HONG KONG	404228	191470	655594	323604	
347 JAPAN	4680	3954	4680	3954	
400 U STATES	2583	1728	2747	2304	
	433277	207264	773247	377989	
BOOTS AND SHOES RUBBER N O P	PAIR				1703
100 U KINGDOM	46892	74371	92722	150050	
231 HONG KONG	11820	9918	24828	21936	
317 CZECHO S	24442	27899	49817	51688	
327 FRANCE	521	2014	1211	4023	
335 GERMANY W	75	435	75	435	
354 NETHRLNDS			798	785	
365 POLAND	8400	6642	8400	6642	
376 SWITZRLND	250	834	250	834	
400 U STATES	1978	2920	10521	13651	
	94378	125033	188622	250044	
CEMENT RUBBER					1704
100 U KINGDOM				1662	
335 GERMANY W		482		482	
400 U STATES		84977		154734	
		85459		156878	
CLOTHING RUBBER N O P					1705
100 U KINGDOM		1835		4298	
359 NORWAY				1379	
400 U STATES		9345		17557	
		11180		23234	
GLOVES RUBBER	DZ PR				1706
100 U KINGDOM	907	3782	1673	6268	
317 CZECHO S			78	95	
335 GERMANY W	360	442	360	442	
400 U STATES	4399	22530	6960	42552	
	5666	26754	9071	49357	
GOLF BALLS	DOZ				1707
100 U KINGDOM	4271	13163	6015	19382	
347 JAPAN	100	275	100	275	
400 U STATES	1205	6867	3325	18458	
	5576	20305	9440	38115	
HEELS RUBBER	PAIR				1708
100 U KINGDOM			3888	458	
400 U STATES	90154	9313	231801	17719	
	90154	9313	235689	18177	
HOSE RUBBER OR RUBBER LINED					1709
100 U KINGDOM		3339		11147	
335 GERMANY W		249		1520	
400 U STATES		194605		381473	
		198193		394140	
WATER BOTTLES RUBBER					1710
100 U KINGDOM		1570		6194	
305 AUSTRIA				680	
317 CZECHO S		187		1364	
400 U STATES		1757		2335	
		3514		10573	
MATERIALS FOR SEALING COMPOUND					1711
400 U STATES		8367		18731	
		8367		18731	
MATS AND MATTING RUBBER					1712
100 U KINGDOM		1622		2006	
335 GERMANY W		313		1980	
354 NETHRLNDS		512		4336	
400 U STATES		72975		144612	
		75422		152934	
PACKING RUBBER					1713
100 U KINGDOM		1358		5501	
335 GERMANY W				464	
375 SWEDEN		94		544	
400 U STATES		33991		61873	
		35443		68382	
RAINCOATS RUBBER	NO				1714
TIRES BICYCLE AND MOTORCYCLE	NO				1715
100 U KINGDOM	1761	2179	3816	5399	
306 BELGIUM	1500	982	1500	982	
317 CZECHO S	3300	1473	3300	1473	
335 GERMANY W			1700	1179	
354 NETHRLNDS	2575	1390	5375	2934	
375 SWEDEN	1000	688	1000	688	
400 U STATES	1454	1745	2492	3144	
	11590	8457	19183	15799	
TIRE CASINGS N O P	NO				1716
100 U KINGDOM	182	2207	637	43746	
327 FRANCE	199	20734	906	89995	
335 GERMANY W	18	472	86	1851	
347 JAPAN	20	940	20	940	
375 SWEDEN	6000	11741	6000	11741	

IMPORTS INTO CANADA FOR CONSUMPTION

Articles and Countries from which Imported	MONTH OF FEBRUARY 1956		TWO MONTHS ENDED FEBRUARY 1956		Class Number
	Quantities	Values (\$)	Quantities	Values (\$)	
400 U STATES	28950	456080	58994	993924	
TIRES INNER TUBES N O P	35369	492174	66643	1142197	1717
327 FRANCE	NO 45	887	282	5184	
375 SWEQEN	6000	3237	6000	3237	
400 U STATES	11617	32725	18059	52592	
TIRES SOLIO AUTOMOBILE	17662	36849	24341	61013	1718
400 U STATES	NO 46	1627	83	2465	
TIRES SOLID RUBBER N O P	46	1627	83	2465	1719
100 U KINGOOM		1997		3690	
400 U STATES		8809		24524	
MANUFACTURES OF RUBBER N O P		10806		28214	1720
100 U KINGOOM		44785		66513	
218 MALAYA		20720		30089	
305 AUSTRIA				187	
306 BELGIUM				4462	
317 CZECHO S				92	
318 DENMARK				161	
327 FRANCE		313		370	
335 GERMANY W		1786		4866	
347 JAPAN		391		1392	
354 NETHRLNOS		288		288	
375 SWEQEN		199		270	
400 U STATES		501376		964084	
TIRES INNER TUBES BICYCLE		569858		1072774	1721
100 U KINGOOM	NO 4550	2707	5011	2960	
335 GERMANY W	7500	2465	7500	2465	
347 JAPAN			2450	525	
354 NETHRLNDS	8650	2371	22200	5790	
375 SWEDEN	1000	332	1000	332	
400 U STATES			552	405	
GASKETS AND WASHERS RUBBER	21700	7875	38713	12477	1722
100 U KINGOOM		253		1677	
335 GERMANY W				209	
400 U STATES		117798		249340	
DRUGGISTS SUNORIES RUBBER		118051		251226	1723
100 U KINGOOM		1501		5658	
305 AUSTRLA				284	
317 CZECHO S				177	
335 GERMANY W		691		744	
347 JAPAN		1254		1254	
400 U STATES		89137		150589	
TIRE REPAIR MATERIAL OF RUBBER		92583		158706	1724
100 U KINGOOM		555		2518	
335 GERMANY W		4694		13862	
400 U STATES		52829		99415	
NURSING NIPPLES RUBBER		58078		115795	1725
400 U STATES	GROSS 753	7355	1022	12369	
FLOORING AND TILE OF RUBBER	753	7355	1022	12369	1726
100 U KINGOOM	NO 249	664	408	1086	
400 U STATES	5955	12738	30531	56061	
V BELTS CHIEFLY OF RUBBER	6204	13402	30939	57147	1727
100 U KINGOOM		2106		4238	
317 CZECHO S		1527		1527	
335 GERMANY W				232	
344 ITALY		222		222	
347 JAPAN		1816		1816	
375 SWEQEN		184		184	
400 U STATES		99463		220733	
SOLES SOLING MATERIALS RUBBER		105318		228952	1728
100 U KINGOOM				87	
217 CEYLON				4347	
400 U STATES		16593		49733	
AUTOMOTIVE PARTS OF RUBBER NOP		16593		54167	1729
100 U KINGOOM		405		2808	
335 GERMANY W				5583	
400 U STATES		128836		231575	
WEATHERSTRIPPING OF RUBBER		129241		239966	1730
100 U KINGOOM		125		125	
400 U STATES		65223		140007	
TIRES PNEUM USED EXCEPT SCRAP		65348		140132	1731
400 U STATES	NO 14876	31056	23554	50336	
ANMATTO SEEO	14876	31056	23554	50336	1741
SUGAR BEET SEEO	LB				1744
354 NETHRLNOS			330	90	
SEEDS FOR BLENDING	LB		330	90	1746
215 INOIA		2304		334	
304 ARGENTINA		62600		8165	
400 U STATES		18350		12673	
		83254		10457	
				167467	
				21172	

IMPORTS INTO CANADA FOR CONSUMPTION

Articles and Countries from which Imported	MONTH OF FEBRUARY 1956		TWO MONTHS ENDED FEBRUARY 1956		Class Number
	Quantities	Values (\$)	Quantities	Values (\$)	
COTTON SEED	CWT				1747
CLOVER SEED	LB				1750
100 U KINGDOM	7 52532	180320	1290683	304687	
236 NEW ZEAL	43397	23951	43397	23951	
318 DENMARK	1600	864	1600	864	
327 FRANCE	83763	19955	238103	56921	
340 HUNGARY			31584	5993	
400 U STATES	415306	116215	1014478	256891	
	1296598	341305	2619845	649307	
FLAX SEED	BUSH				1751
400 U STATES	326245	1011044	449858	1394448	
	326245	1011044	449858	1394448	
BENT GRASS SEED	LB				1753
236 NEW ZEAL	28477	17355	29877	18332	
400 U STATES	36062	19128	43362	22829	
	64539	36483	73239	41161	
GRASS SEED TIMOTHY	LB				1754
GRASS SEED N O P	LB				1755
100 U KINGDOM	2000	1093	51704	13042	
236 NEW ZEAL	10693	5928	16293	7654	
318 DENMARK	102357	24091	232813	49628	
354 NETHRLNDS	2205	503	23810	10003	
375 SWEDEN			11023	3153	
400 U STATES	684707	125450	1232192	184048	
	801962	157065	1567835	267528	
MILLET AND RAPE SEED	LB				1756
100 U KINGDOM	3120	773	3120	773	
234 AUSTRALIA	11395	397	11395	397	
400 U STATES	16100	916	103946	5549	
	30615	2086	118461	6719	
MUSHROOM SPAWN					1757
400 U STATES		6968		13566	
		6968		13566	
PEAS AND BEANS SEED	LB				1758
100 U KINGDOM			512	532	
			512	532	
SEED POTATOES	CWT				1759
400 U STATES	19303	44214	30123	64073	
	19303	44214	30123	64073	
SEEDS 5 DOLLARS OR OVER PER LB					1762
100 U KINGDOM				96	
318 DENMARK				408	
335 GERMANY W		111		431	
347 JAPAN				645	
354 NETHRLNDS		773		2495	
400 U STATES		8725		19698	
		9609		23773	
GARDEN FIELD ROOT SEEDS N O P					1766
100 U KINGDOM		816		6281	
231 HONG KONG		2113		5652	
318 DENMARK		486		1132	
327 FRANCE		218		668	
328 FR AFRICA		171		171	
335 GERMANY W		91		170	
354 NETHRLNDS		10356		17365	
400 U STATES		86864		227341	
		101115		258780	
TOBACCO TURKISH UNSTEMMED	LB				1776
336 GREECE	4815	4699	8294	8095	
379 TURKEY	31689	24471	51976	40949	
400 U STATES			1611	1696	
	36504	29170	61881	50740	
TOBACCO TURKISH STEMMED	LB				1777
TOBACCO FLUE CURED UNSTEMMED	LB				1778
400 U STATES			1829	1784	
			1829	1784	
CIGAR LEAF UNSTEMMED	LB				1779
316 CUBA	2185	6045	3033	8410	
400 U STATES	45097	135187	88001	277074	
	47282	141232	91034	285484	
TOBACCO N O P UNSTEMMED	LB				1780
392 SYRIA	4275	1205	8522	2375	
400 U STATES	3381	3048	4323	3366	
	7656	4253	12845	5741	
TOBACCO FLUE CURED STEMMED	LB				1781
CIGAR LEAF STEMMED	LB				1782
316 CUBA	32004	44561	52977	73766	
400 U STATES	18986	9614	32941	16419	
	50990	54175	85918	90185	
TOBACCO N O P STEMMED	LB				1783
400 U STATES			332	405	
			332	405	
CIGARS	LB				1784
100 U KINGDOM			5	254	
224 JAMAICA			31	286	
316 CUBA	457	4497	884	8386	
335 GERMANY W	53	160	164	543	
354 NETHRLNDS	2604	7973	4324	13697	
376 SWITZRLND			373	1000	
400 U STATES	2019	7237	3221	10912	
	5133	19867	9002	35078	

IMPORTS INTO CANADA FOR CONSUMPTION

Articles and Countries from which Imported	MONTH OF FEBRUARY 1956		TWO MONTHS ENDED FEBRUARY 1956		Class. Number
	Quantities	Values (\$)	Quantities	Values (\$)	
CIGARETTES					
100 U KINGDOM	LB 7673	9672	10443	13240	1785
327 FRANCE	225	353	278	422	
400 U STATES	40417	66854	86122	144213	
	48315	76879	96843	157875	
SNUFF					
100 U KINGDOM	LB 50	150	260	795	1786
	50	150	260	795	
TOBACCO CUT					
100 U KINGDOM	LB 4050	8039	9495	18700	1787
207 UN SO AFR	120	73	120	73	
231 HONG KONG			100	146	
354 NETHRLNDS	3298	2395	5887	4161	
400 U STATES	4349	5203	27834	36480	
	11817	15710	43436	59560	
TOBACCO MANUFACTURED N O P					
100 U KINGDOM	LB 724	664	1678	1419	1788
400 U STATES	2226	1479	3426	2168	
	2950	2143	5104	3587	
LOCUST BEANS LOCUST BEAN MEAL					
400 U STATES	LB 40750	12079	42750	12639	1811
	40750	12079	42750	12639	
BRISTLES N O P					
	LB				1812
BROOM CORN					
344 ITALY		11584		11584	1813
352 MEXICO				3125	
400 U STATES		48034		92350	
		59618		107059	
CATTLE FOOD WITH MOLASSES					
400 U STATES		808		3985	1815
		808		3985	
DRUGS CRUDE BARKS FLOWERS					
100 U KINGDOM				615	1816
231 HONG KONG		2338		4992	
306 BELGIUM				176	
307 BEL CONGO		7424		7424	
309 BRAZIL				63	
327 FRANCE		209		209	
335 GERMANY W		1082		1321	
400 U STATES		24942		56137	
		35995		70937	
GLUE VEGETABLE					
400 U STATES	LB 1799	296	3130	544	1817
	1799	296	3130	544	
HAY AND STRAW					
400 U STATES	TON 2909	99452	4215	142658	1818
	2909	99452	4215	142658	
IVORY NUTS					
					1819
MUCILAGE AND ADHESIVE PASTE					
400 U STATES	LB 16819	4711	43958	8998	1824
	16819	4711	43958	8998	
PALM LEAF UNMANUFACTURED					
400 U STATES		20497		20497	1825
		20497		20497	
ROOTS MEDICINAL ALKANET JALAP					
231 HONG KONG		90		654	1827
327 FRANCE				468	
400 U STATES		343		839	
		433		1961	
STARCH AND PREPARATIONS N O P					
100 U KINGDOM	LB 1643	139	1643	139	1828
231 HONG KONG	650	65	3250	448	
335 GERMANY W	101	302	981	481	
354 NETHRLNDS			11000	1051	
400 U STATES	411755	39453	795780	74740	
	414149	39959	812654	76859	
STARCH POTATO POTATO FLOUR					
335 GERMANY W	LB 7368	1981	12599	2897	1829
400 U STATES	13360	2034	221560	20825	
	20728	4015	234159	23722	
STARCH FOR PASTE					
	LB				1830
TAR PINE CRUDE IN BULK					
400 U STATES	GAL 13105	5948	45490	20265	1832
	13105	5948	45490	20265	
TEASELS					
372 SPAIN		2446		2446	1833
400 U STATES		930		1536	
		3376		3982	
TURPENTINE RAW OR CRUDE					
400 U STATES	LB 64188	5095	64188	5095	1834
	64188	5095	64188	5095	
TURPENTINE SPIRITS OF					
354 NETHRLNDS	GAL 139	382	139	382	1835
400 U STATES	106444	66811	170059	113408	
	106583	67193	170198	113790	
VEGETABLE PRODUCTS N O P					
100 U KINGDOM		50		3493	1836
231 HONG KONG		694		1439	
309 BRAZIL		455		455	
335 GERMANY W		440		735	
347 JAPAN				526	
354 NETHRLNDS				614	
376 SWITZRLND		71		609	

IMPORTS INTO CANADA FOR CONSUMPTION

27

Articles and Countries from which Imported	MONTH OF FEBRUARY 1956		TWO MONTHS ENDED FEBRUARY 1956		Class Number
	Quantities	Values (\$)	Quantities	Values (\$)	
400 U STATES		17242		32348	
VEGETABLE COLOURING		18952		40219	1839
100 U KINGDOM		56		1012	
354 NETHRLNDS		157		157	
400 U STATES		14330		23715	
DEXTRINE STARCH MIXTURES N O P		14543		24884	1840
100 U KINGDOM	LB		168000	12782	
354 NETHRLNDS	44092	3443	79118	5989	
400 U STATES	16500	1595	104500	9331	
DEXTRINE STARCH NOT A PASTE		60592		351618	1841
400 U STATES	LB	4800	7925	2900	
DISTILLERS SOLUBLES		4800	7925	2900	1842
400 U STATES		16691		33470	
VEGETABLE FLOUR NOP NOT EDIBLE		16691		33470	1843
309 BRAZIL		3008		7864	
335 GERMANY W		553		553	
400 U STATES		23902		52897	
NON FOODS TAR 68A 206 662 809		27463		61314	1844
372 SPAIN		594		594	
400 U STATES		1093		2289	
VEGETABLE FLAVOURINGS		1687		2683	1845
100 U KINGDOM		310		967	
232 MALTA				266	
327 FRANCE		4014		6787	
335 GERMANY W				105	
336 GREECE				499	
337 GUATEMALA		2529		2529	
354 NETHRLNDS		175		771	
400 U STATES		40753		61897	
SIZING PREPARATIONS N D P	LB	47781		73821	1846
400 U STATES		22915	151255	17166	
		22915	151255	17166	

OFFICE OF THE ATTORNEY GENERAL

MEMORANDUM FOR THE ATTORNEY GENERAL

RE: [Illegible]

DATE: [Illegible]

[Illegible]

[Illegible]

[Illegible]

IMPORTS INTO CANADA FOR CONSUMPTION

Articles and Countries from which Imported	MONTH OF FEBRUARY 1956		TWO MONTHS ENDED FEBRUARY 1956		Class Number
	Quantities	Values (\$)	Quantities	Values (\$)	
<u>GROUP 2</u>					
<u>ANIMALS AND ANIMAL PRODUCTS</u>					
CATTLE PURE BRED					
100 U KINGDOM	NO				2012
400 U STATES	12	11850	24	17680	
	60	55195	120	112090	
	72	67045	144	129770	
BABY CHICKS AND TURKEY POULTS					
400 U STATES	NO				2013
	93723	49828	166544	84344	
	93723	49828	166544	84344	
DOGS PURE BRED					
100 U KINGDOM	NO				2014
327 FRANCE	4	406	19	2136	
335 GERMANY W	1	58	1	58	
381 ALASKA	5	200	6	400	
400 U STATES	15	1613	38	4318	
	25	2277	65	6962	
FOWLS DOMESTIC PURE BRED					
400 U STATES	NO				2015
			22	55	
			22	55	
HORSES PURE BRED					
100 U KINGDOM	NO				2018
400 U STATES			8	7915	
	2	2250	2	2250	
	2	2250	10	10165	
RABBITS PURE BRED					
	NO				2019
SHEEP PURE BRED					
400 U STATES	NO				2020
			11	3350	
			11	3350	
ANIMALS FOR IMP OF STOCK N O P					
100 U KINGDOM	NO				2021
400 U STATES			2	200	
			5	870	
			7	1070	
HORSES N O P					
100 U KINGDOM	NO				2035
400 U STATES			91	10972	
	37	12445	92	21605	
	37	12445	183	32577	
LIVESTOCK N O P					
400 U STATES	NO				2037
	2015	348039	5860	857170	
	2015	348039	5860	857170	
BEEES	PKGS				2041
FOXES	NO				2042
LEECHES					2043
PIGEONS HOMING AND PHEASANTS					
100 U KINGDOM		90		90	2044
400 U STATES		65		990	
		155		1080	
TURTLES					
400 U STATES		623		1307	2045
		623		1307	
ALL OTHER ANIMALS LIVING N O P					
100 U KINGDOM		956		2094	2046
215 INDIA		8239		16239	
318 DENMARK		464		464	
354 NETHRLNDS		298		1149	
364 PHIL		743		2229	
400 U STATES		17293		36393	
		27993		58568	
MINK					
326 FINLAND	NO				2047
400 U STATES			6	1155	
	216	23232	902	98745	
	216	23232	908	99900	
BONES CRUDE					
100 U KINGDOM	CWT				2051
215 INDIA		128	2	128	
400 U STATES			10	306	
	372	8926	380	9327	
	374	9054	392	9761	
BONE DUST CHARRED BONE					
100 U KINGDOM	CWT				2052
234 AUSTRALIA		2650	5825	10211	
400 U STATES		1346	1000	2603	
	422	7006	1470	14952	
	2047	11002	8295	27766	
BONE PITCH CRUDE ONLY					
400 U STATES	CWT				2053
		2210	422	2968	
	315	2210	422	2968	
CHARCOAL ANIMAL FOR SUGAR					
100 U KINGDOM	CWT				2054
322 EGYPT		20263	4530	40499	
354 NETHRLNDS			560	3065	
	442	2198	442	2198	
	2707	22461	5532	45762	
IVORY AND MANUFACTURES					
100 U KINGDOM				134	2063
215 INDIA		359		501	
231 HONG KONG		125		125	
347 JAPAN				89	
400 U STATES		207		207	
		691		1056	

IMPORTS INTO CANADA FOR CONSUMPTION

Articles and Countries from which Imported	MONTH OF FEBRUARY 1956		TWO MONTHS ENDED FEBRUARY 1956		Class Number
	Quantities	Values (\$)	Quantities	Values (\$)	
BUTTON BLANKS OF SHELL ROUGH					2071
SHELLS UNMANUFACTURED FOSSILS					2073
100 U KINGDOM		4895		9215	
335 GERMANY W				1835	
354 NETHRLNDS		864		1273	
400 U STATES		2500		3580	
		8259		15903	
SHELLS N O P CRUSHED OR GROUND	CWT				2074
400 U STATES	20	60	20	60	
	20	60	20	60	
OYSTER SHELLS CRUSHED OR NOT	CWT				2075
400 U STATES	54965	36772	133469	87074	
	54965	36772	133469	87074	
FEATHERS NATURAL					2081
100 U KINGDOM				2146	
231 HONG KONG		9843		9969	
306 BELGIUM		610		4002	
327 FRANCE		117		117	
400 U STATES		2033		10749	
		12603		26983	
BADMINTON SHUTTLECOCKS BIROS	GROSS				2083
100 U KINGDOM	102	1028	292	3075	
216 PAKISTAN	83	607	83	607	
318 DENMARK			3	106	
347 JAPAN			25	255	
400 U STATES	175	5882	301	9882	
	360	7517	704	13925	
MANUFACTURES OF FEATHERS N O P					2084
100 U KINGDOM		499		830	
207 UN SO AFR				175	
215 INDIA				165	
216 PAKISTAN		756		756	
347 JAPAN		105		105	
352 MEXICO		203		203	
376 SWITZRLND		921		921	
400 U STATES		1681		2817	
		4165		5972	
FEATHERBONE CDILS					2085
400 U STATES		163		1401	
		163		1401	
QUILLS NATURAL OR UNPLUMED					2086
304 ARGENTINA		151		151	
362 PARAGUAY		325		325	
400 U STATES		1836		4806	
		2312		5282	
COD HADDOCK POLLOCK FRESH	LB				2091
100 U KINGDOM	2640	620	8640	1972	
381 ALASKA	76137	10884	79403	11277	
400 U STATES	45224	9798	104336	19050	
	124001	21302	192379	32299	
HALIBUT FRESH	LB				2092
381 ALASKA	43343	5926	182319	28858	
400 U STATES	81707	10823	139727	27013	
	125050	16749	322046	55871	
FISH LIVERS	LB				2093
HERRINGS FRESH	LB				2094
400 U STATES	500	75	500	75	
	500	75	500	75	
LIVE FISH AND EGGS PROPAGATING					2095
400 U STATES		2962		12992	
		2962		12992	
LOBSTERS FRESH	LB				2096
316 CUBA			1000	970	
400 U STATES	3777	3052	13244	8402	
	3777	3052	14244	9372	
MACKEREL FRESH	LB				2097
OYSTERS SEED AND BREEDING					2098
OYSTERS IN THE SHELL	BRL				2099
400 U STATES	24	646	34	986	
	24	646	34	986	
OYSTERS SHELLLED IN BULK	GAL				2100
400 U STATES	15598	107394	25766	182180	
	15598	107394	25766	182180	
SALMON FRESH	LB				2101
400 U STATES	27158	7545	58815	20965	
	27158	7545	58815	20965	
SQUIO FRESH					2102
231 HONG KONG		596		2924	
347 JAPAN				148	
400 U STATES		456		1376	
		1052		4448	
FISH ALL OTHER FRESH	LB				2103
100 U KINGDOM			1960	764	
231 HONG KONG	988	301	3434	882	
318 DENMARK	1000	378	1000	378	
347 JAPAN			3600	1588	
400 U STATES	357763	31672	514812	56777	
	359751	32351	524806	60389	
COD HADDOCK POLLOCK DRIED	LB				2111
COD HADDOCK POLLOCK SALTED	LB				2113
400 U STATES			2005	160	
			2005	160	

IMPORTS INTO CANADA FOR CONSUMPTION

Articles and Countries from which Imported	MONTH OF FEBRUARY 1956		TWO MONTHS ENDED FEBRUARY 1956		Class Number
	Quantities	Values (\$)	Quantities	Values (\$)	
HALIBUT SALTED	LB				2114
HERRINGS SALTED	LB				2115
100 U KINGDOM	58976	7832	112246	13630	
354 NETHRLNDS	211739	28829	259192	35583	
359 NORWAY	551	95	2151	435	
375 SWEDEN			3309	265	
	271266	36756	376898	49913	
MACKEREL PICKLED	LB				2117
SALMON SALTED	LB				2118
SALMON SMOKED	LB				2119
400 U STATES	530	455	2574	2059	
	530	455	2574	2059	
FISH DRIED N O P	LB				2120
231 HONG KONG	130	112	1619	757	
347 JAPAN	1100	408	1400	540	
400 U STATES			112	56	
	1230	520	3131	1353	
FISH ALL OTHER SALTED	LB				2121
100 U KINGDOM	21000	2775	21000	2775	
231 HONG KONG	4010	2198	21405	8887	
336 GREECE			3009	869	
400 U STATES	11514	2359	12509	2689	
	36524	7332	57923	15220	
FISH OTHER SMOKED OR BONELESS	LB				2122
100 U KINGDOM	14555	3003	30180	6476	
231 HONG KONG	140	56	140	56	
354 NETHRLNDS			551	62	
400 U STATES	5419	926	7139	1582	
	20114	3985	38010	8176	
CRABS CLAMS SHRIMPS CANNEO	LB				2131
347 JAPAN	112940	32617	180071	46122	
359 NORWAY			250	185	
400 U STATES	230253	196215	385565	336922	
	343193	228832	565886	383229	
KIPPERED HERRINGS CANNED	LB				2132
100 U KINGDOM	10906	2756	40366	10502	
359 NORWAY			12357	3609	
	10906	2756	52723	14111	
LOBSTERS CANNED PREPARED N O P	LB				2133
400 U STATES	478	379	553	438	
	478	379	553	438	
OYSTERS SHELLED IN CANS	QUART				2136
400 U STATES	2473	4485	4619	8268	
	2473	4485	4619	8268	
OYSTERS PREPARED PRESERVED NOP	LB				2137
231 HONG KONG	700	884	1254	1548	
347 JAPAN	13210	7683	27843	13209	
400 U STATES	11325	10910	27722	23720	
	25235	19477	56819	38477	
SALMON CANNED PREPARED N O P	LB				2138
318 DENMARK			937	722	
347 JAPAN	46500	29055	46500	29055	
400 U STATES	391	318	676	603	
	46891	29373	48113	30380	
PILCHARD CANNED	LB				2139
400 U STATES	112500	12550	112500	12550	
	112500	12550	112500	12550	
ANCHOVIES SARDINES CANNED	LB				2140
318 DENMARK	2811	1236	26015	10211	
327 FRANCE	114	59	114	59	
353 MOROCCO	8606	3640	14392	6543	
359 NORWAY	90188	35250	185812	67591	
366 PORTUGAL	8386	4604	31359	17440	
372 SPAIN	3300	1313	11615	6053	
375 SWEDEN	281	230	2531	877	
388 YUGO SLAV	2841	800	4076	1200	
400 U STATES	562	250	3843	2137	
	117089	47382	279757	112111	
TUNA FISH CANNED	LB				2143
347 JAPAN	96274	34806	128502	45541	
363 PERU	1800	485	1800	485	
	98074	35291	130302	46026	
FISH PRESERVED IN OIL N O P					2144
231 HONG KONG		512		2730	
327 FRANCE		756		808	
335 GERMANY W		2248		8351	
363 PERU		17063		29294	
366 PORTUGAL		8797		8947	
400 U STATES				657	
		29376		50787	
FISH PREPARED OR PRESERVED NOP					2145
100 U KINGDOM		1688		4511	
231 HONG KONG		142		1792	
318 DENMARK		89		304	
327 FRANCE		321		499	
335 GERMANY W		997		1159	
347 JAPAN		2321		4550	
352 MEXICO		128		128	
359 NORWAY				350	
366 PORTUGAL		140		805	
400 U STATES		7830		15170	
		13656		29268	

IMPORTS INTO CANADA FOR CONSUMPTION

Articles and Countries from which Imported	MONTH OF FEBRUARY 1956		TWO MONTHS ENDED FEBRUARY 1956		Class Number
	Quantities	Values (\$)	Quantities	Values (\$)	
HERRINGS CANNED					2146
100 U KINGDOM	LB 9268	1533	21552	4029	
231 HONG KONG			204	105	
335 GERMANY W	15881	2713	41025	7877	
359 NORWAY			188	150	
375 SWEDEN	2113	845	3500	1930	
400 U STATES	1350	235	1885	514	
	28612	5326	68354	14605	
FISH OFFAL OR REFUSE					2151
400 U STATES	CWT 948	3197	1928	6096	
	948	3197	1928	6096	
SPONGES OF MARINE PRODUCTION					2152
316 CUBA				75	
336 GREECE		620		620	
400 U STATES		3526		12366	
		4146		13061	
FISHERY PRODUCTS N O P					2153
100 U KINGDOM				94	
231 HONG KONG		9895		27813	
236 NEW ZEAL		15698		15698	
316 CUBA		849		849	
318 DENMARK				77	
347 JAPAN		2717		6787	
352 MEXICO		1309		1309	
361 PANAMA		980		980	
375 SWEDEN		139		238	
400 U STATES		92684		257446	
		124271		311291	
FISH MEAL					2154
	CWT				
FUR SKINS CHINA AND JAP MINK					2155
100 U KINGDOM	NO 2000	7201	2000	7201	
347 JAPAN	1000	2793	1000	2793	
400 U STATES			1000	3550	
	3000	9994	4000	13544	
FUR SKINS OPOSSUM UNDRRESSED					2156
400 U STATES	NO 3820	2114	6606	3277	
	3820	2114	6606	3277	
FUR SKINS RACCOON UNDRRESSED					2157
400 U STATES	NO 54615	235083	70579	303431	
	54615	235083	70579	303431	
FUR SKINS SHEEP LAMB UNDRRESSED					2158
304 ARGENTINA	NO 3022	5379	4058	7451	
386 URUGUAY	5484	6855	5484	6855	
400 U STATES	5490	16992	18405	54434	
	13996	29226	27947	68740	
FUR SKINS VISCACHA UNDRRESSED					2159
	NO				
FUR SKINS WALLABY UNDRRESSED					2160
	NO				
FUR SKINS MARINE UNDRRESSED					2161
	NO				
FUR SKINS FOX UNDRRESSED					2162
100 U KINGDOM	NO 1070	11350	1070	11350	
375 SWEDEN			10	104	
400 U STATES	1000	5344	1370	11730	
	2070	16694	2450	23184	
FUR SKINS KOLINSKY UNDRRESSED					2163
100 U KINGDOM	NO 4543	9549	5043	10907	
231 HONG KONG			1150	725	
313 CHINA	200	439	10463	19233	
	4743	9988	16656	30865	
FUR SKINS MINK UNDRRESSED					2164
100 U KINGDOM	NO		300	5759	
318 DENMARK	1114	19433	1114	19433	
326 FINLAND	802	17311	3096	60568	
327 FRANCE			450	5306	
375 SWEDEN	729	16647	1746	39342	
400 U STATES	37349	724871	86171	1707609	
	39994	778262	92877	1838017	
FUR SKINS MUSKRAT UNDRRESSED					2165
400 U STATES	NO 254602	397818	480277	727360	
	254602	397818	480277	727360	
FUR SKINS PERSIAN LAMB UNDRRESS					2166
100 U KINGDOM	NO 13832	99207	30036	219602	
354 NETHRLNDS	4216	31800	4216	31800	
380 USSR			2960	17347	
400 U STATES	58718	496301	119644	1023367	
	76766	627308	156856	1292116	
FUR SKINS RABBIT UNDRRESSED					2167
400 U STATES	NO 11557	6704	30407	15796	
	11557	6704	30407	15796	
FUR SKINS SQUIRREL UNDRRESSED					2168
400 U STATES	NO 12598	8867	26018	17500	
	12598	8867	26018	17500	
FUR SKINS UNDRRESSED N O P					2169
100 U KINGDOM	NO 23758	21321	53990	54176	
231 HONG KONG			6200	3324	
304 ARGENTINA			2000	500	
313 CHINA	200	3502	200	3502	
335 GERMANY W	115	1150	115	1150	
400 U STATES	17956	249908	53287	403480	
	42029	275881	115792	466132	
ASTRACHAN RUSSIAN HARE ORESSED					2171
RABBIT SKINS DRESSED N O P					2172
306 BELGIUM	DOZ 100	1100	939	3450	

IMPORTS INTO CANADA FOR CONSUMPTION

Articles and Countries from which Imported	MONTH OF FEBRUARY 1956		TWO MONTHS ENDED FEBRUARY 1956		Class Number
	Quantities	Values (\$)	Quantities	Values (\$)	
335 GERMANY W			625	4515	
400 U STATES			279	1023	
FUR SKINS DRESSED N O P	33	120	1843	8988	2173
100 U KINGDOM		2805		6663	
327 FRANCE		2900		2900	
375 SWEDEN		310		310	
400 U STATES		91798		469351	
HATTERS FURS NOT ON THE SKIN	LB	97813		479224	2174
100 U KINGDOM			3300	13082	
234 AUSTRALIA			3000	13196	
306 BELGIUM	7120	19284	8630	23448	
327 FRANCE	10000	39274	18710	74024	
372 SPAIN	9814	17762	17616	34418	
400 U STATES	24075	99224	32628	132376	
FUR SKINS SHEEP DRESSED	51009	175544	83884	290544	2175
400 U STATES		12474		20020	
MANUFACTURES OF FUR N O P		12474		20020	2181
100 U KINGDOM		3039		5553	
327 FRANCE				135	
400 U STATES		46301		90088	
BRISTLES ANIMAL	LB	49340		95776	2191
100 U KINGDOM	7655	24973	21531	68766	
215 INDIA			100	361	
306 BELGIUM	2145	5417	2145	5417	
335 GERMANY W	1758	3179	3124	7504	
354 NETHRLNDS			742	6576	
400 U STATES	31504	7158	31606	9149	
HAIR UNMANUFACTURED	43062	40727	59248	97773	2192
100 U KINGDOM	LB	536	536	1051	
335 GERMANY W		1051		119	
354 NETHRLNDS			5	7000	
400 U STATES		25000	25000	42982	
HORSE HAIR	123584	26679	253902	42982	2193
400 U STATES	149120	34730	279443	51152	
HAIR CURLED DYED N O P	LB	7271	18423	18799	2194
100 U KINGDOM	7271	12322	18423	18799	
335 GERMANY W		274		444	
400 U STATES		120		208	
MANUFACTURES OF HAIR N O P		766		3081	2195
100 U KINGDOM		1160		3733	
231 HONG KONG		3126		3347	
305 AUSTRIA		96		96	
313 CHINA				773	
327 FRANCE		766		1783	
335 GERMANY W		156		766	
400 U STATES		2228		156	
HORSE HIDES		6372		4737	2200
400 U STATES	NO	85	874	347	2446
CALF SKINS AND KIPS RAW	85	874	347	2446	2201
234 AUSTRALIA	NO	2000	5788	2000	5788
236 NEW ZEAL		20000	66494	20000	66494
400 U STATES		68649	275795	153299	611741
CATTLE HIDES RAW		90649	348077	175299	684023
400 U STATES	NO	93315	628446	202734	1325060
SHEEP SKINS RAW		93315	628446	202734	1325060
234 AUSTRALIA	NO	3033	2258	3683	4468
304 ARGENTINA		13650	18250	22391	29718
386 URUGUAY		2000	3620	2000	3620
400 U STATES		54908	119625	72208	153066
OTHER HIDES AND SKINS RAW N O P		73591	143753	100282	190872
400 U STATES	NO	194	540	194	540
GOAT SKINS AND KID SKINS RAW		194	540	194	540
400 U STATES	NO	120	100	120	100
HIDE SECTIONS OR BELLIES		120	100	120	100
400 U STATES	NO	90713	64480	148801	145140
LEATHER DRESSED KID		90713	64480	148801	145140
100 U KINGDOM		40268		96302	
335 GERMANY W		5904		16078	
352 MEXICO		218		218	
372 SPAIN				1344	
400 U STATES		25197		62934	
BELTING LEATHER IN BUTTS		71587		176876	2211
100 U KINGDOM				4632	
234 AUSTRALIA		371		371	
354 NETHRLNDS		1168		1168	
400 U STATES		2271		5935	
		3810		12106	

IMPORTS INTO CANADA FOR CONSUMPTION

Articles and Countries from which Imported	MONTH OF FEBRUARY 1956		TWO MONTHS ENDED FEBRUARY 1956		Class Number
	Quantities	Values (\$)	Quantities	Values (\$)	
LEATHER TANNED N O P					2213
100 U KINGDOM		5207		13984	
215 INDIA		1545		19049	
224 JAMAICA		8509		14931	
236 NEW ZEAL		705		705	
354 NETHRLNDS				591	
400 U STATES		11469		21970	
		27435		71230	
LEATHER DRESSED N O P					2215
100 U KINGDDM		65025		176705	
306 BELGIUM		360		360	
309 BRAZIL		869		1247	
318 DENMARK		252		1520	
327 FRANCE		47927		96827	
335 GERMANY W		319		6416	
352 MEXICO		1985		1985	
354 NETHRLNDS		1470		1470	
389 IRELAND		1378		1378	
400 U STATES		171753		340288	
		291338		628196	
CHAMOIS SKIN					2216
100 U KINGDOM		35812		53998	
236 NEW ZEAL		1760		1760	
318 DENMARK		316		316	
400 U STATES		409		409	
		38297		56483	
PATENT AND UPHOLSTERY LEATHER					2217
400 U STATES		31500		53842	
		31500		53842	
SOLE LEATHER					2218
400 U STATES	LB	9131	4839	56488	13473
		9131	4839	56488	13473
SCRAP LEATHER					2219
236 NEW ZEAL				719	
400 U STATES		4640		13924	
		4640		14643	
PIG MOROCCO ROLLER LEATHERS					2220
100 U KINGDOM		35814		78742	
318 DENMARK		783		783	
400 U STATES		2777		6862	
		39374		86387	
LEATHER FROM EAST INDIA KIP					2221
100 U KINGDOM		81144		166443	
		81144		166443	
LEATHER FOR GLOVES OR CLOTHING					2224
100 U KINGDOM		50290		93451	
327 FRANCE				69	
335 GERMANY W		331		331	
400 U STATES		158818		338733	
		209439		432584	
LEATHER FOR UPHOLSTERY LEATHER					2225
100 U KINGDOM		16487		27020	
400 U STATES		390		1820	
		16877		28840	
CRUST OIL LEATHER FOR CHAMOIS					2226
BOOTS AND SHOES PEGGED LEATHER	PAIR				2231
BOOTS AND SHOES MENS LEATHER	PAIR				2232
100 U KINGDOM	36831	188179	81571	402939	
305 AUSTRIA	95	1338	247	4812	
327 FRANCE			267	2060	
335 GERMANY W	1121	7692	1443	9746	
344 ITALY	415	3173	1094	7048	
352 MEXICO	8	93	8	93	
354 NETHRLNDS	78	458	78	458	
376 SWITZRLND	49	637	49	637	
400 U STATES	5977	29539	9464	55444	
	44574	231109	94221	483237	
BOOTS AND SHOES WOMENS LEATHER	PAIR				2233
100 U KINGDOM	10185	62310	19238	123487	
231 HONG KONG			330	265	
305 AUSTRIA	36	230	36	230	
335 GERMANY W	1220	7032	2063	11930	
344 ITALY	1049	6022	3290	20274	
352 MEXICO	128	392	3044	2961	
354 NETHRLNDS	18	52	48	218	
376 SWITZRLND	904	6715	3004	21854	
384 P RICO	4339	9763	4339	9763	
400 U STATES	63039	279779	101423	419832	
	80918	372295	136815	610814	
BOOTS SHOES CHILDRENS LEATHER	PAIR				2234
100 U KINGDOM	14902	15434	24500	26279	
305 AUSTRIA	39	353	39	353	
335 GERMANY W	48	183	657	2391	
344 ITALY			170	208	
384 P RICO	104	192	104	192	
400 U STATES	10912	19420	23721	42356	
	26005	35582	49191	71779	
GARMENTS LEATHER					2235
100 U KINGDOM		522		1845	
400 U STATES		1357		3418	
		1879		5263	
GLOVES MITTS LEATHER N O P					2236
100 U KINGDOM		11136		17160	
216 PAKISTAN				1060	

IMPORTS INTO CANADA FOR CONSUMPTION

Articles and Countries from which Imported	MONTH OF FEBRUARY 1956		TWO MONTHS ENDED FEBRUARY 1956		Class Number
	Quantities	Values (\$)	Quantities	Values (\$)	
327 FRANCE		7237		9562	
335 GERMANY W		94		506	
344 ITALY		95		330	
347 JAPAN		105		105	
354 NETHRLNOS		993		1194	
375 SWEDEN				167	
400 U STATES		8204		10751	
GLOVES OF KID WOMENS		27864		40835	2237
100 U KINGDOM				255	
327 FRANCE		25575		41233	
335 GERMANY W		10161		12858	
344 ITALY				823	
376 SWITZRLND				1882	
HARNESS AND SADDLERY		35736		57051	2238
100 U KINGDOM		4393		12417	
335 GERMANY W				126	
400 U STATES		10182		22346	
LEATHER BELTING		14575		34889	2239
100 U KINGDOM		2967		4312	
354 NETHRLNDS				62	
400 U STATES		2715		13145	
MFRS OF LEATHER OR RAWHIOE NOP		5682		17519	2241
100 U KINGDOM		12674		23509	
216 PAKISTAN		687		687	
306 BELGIUM		387		387	
335 GERMANY W		328		1281	
344 ITALY		354		432	
354 NETHRLNDS		160		160	
376 SWITZRLND		592		1094	
400 U STATES		69061		121426	
SOLES AND HEELS LEATHER		84243		148976	2243
100 U KINGDOM		5420		6459	
400 U STATES		10139		15895	
SHOE LIFTS AND WELTING LEATHER		15559		22354	2244
400 U STATES		5242		10399	
STRAPS LEATHER		5242		10399	2245
100 U KINGDOM		1923		8245	
231 HONG KONG		308		5305	
327 FRANCE		337		673	
335 GERMANY W		4387		5077	
376 SWITZRLND		885		3561	
400 U STATES		13094		21104	
BICYCLE SADDLES		20934		43965	2246
100 U KINGDOM	NO				
335 GERMANY W	1141	1150	7440	6768	
354 NETHRLNDS	700	574	3815	2763	
400 U STATES			800	617	
BEEF AND VEAL FRESH		2014	4599	3335	2251
100 U KINGDOM	3855	3288	16654	13483	
236 NEW ZEAL					
400 U STATES					
MUTTON AND LAMB FRESH	LB				2252
234 AUSTRALIA	1692248	367018	2170239	469841	
236 NEW ZEAL	2634302	621521	2640295	623064	
400 U STATES	3145	767	63913	25440	
PORK FRESH		4329695	989306	4874447	2253
234 AUSTRALIA	LB				
POULTRY NOP GAME PARTRIDGE	13758	4649	16098	5698	2254
100 U KINGDOM					
400 U STATES		9852		101	
RABBITS FROZEN FOR FOX FEED		9852		22999	2256
MEATS FRESH N O P				23100	2257
316 CUBA	LB				
400 U STATES	300	369	600	750	
EDIBLE OFFAL FRESH		2857	6295	4209	2258
234 AUSTRALIA	3157	1848	6895	4959	
236 NEW ZEAL	LB				
400 U STATES	360	149	360	149	
CHICKENS AND FOWL		12960	6010	12960	2259
400 U STATES	285777	45740	479256	69495	
TURKEYS		299097	51899	492576	2260
400 U STATES	LB				
BACON HAMS OTHER PORK PREPARED		283219	73676	1514844	2261
400 U STATES		283219	73676	1514844	2261
BEEF PICKLED		175657	77313	585255	2263
400 U STATES	LB				
		1626	1423	2492	2155
		1626	1423	2492	2155
	LB				
		401033	58038	900293	138758
		401033	58038	900293	138758

IMPORTS INTO CANADA FOR CONSUMPTION

Articles and Countries from which Imported	MONTH OF FEBRUARY 1956		TWO MONTHS ENDED FEBRUARY 1956		Class Number
	Quantities	Values (\$)	Quantities	Values (\$)	
CANNED MEATS POULTRY GAME N O P	LB				2264
100 U KINGDOM	821	539	9145	3038	
318 DENMARK	3927	1747	16921	15549	
327 FRANCE	1246	806	2167	1858	
354 NETHRLNDS	294	132	1131	438	
376 SWITZRLND	90	91	90	91	
400 U STATES	123867	40744	213745	69547	
	130245	44059	243199	90521	
EXTRACTS OF MEAT FLUID BEEF					2265
100 U KINGDOM		16906		1890	
234 AUSTRALIA		150		120535	
400 U STATES		17056		150	
				122575	
MEATS PREPARED NOT CANNED	LB				2266
400 U STATES	5696	3670	72769	66988	
	5696	3670	72769	66988	
PORK BARRELLED IN BRINE	LB				2267
PORK DRY SALTED	LB				2268
SAUSAGE	LB				2269
400 U STATES	3168	2035	8593	5537	
	3168	2035	8593	5537	
SOUPS SOUP PREPARATIONS N O P					2270
100 U KINGDOM				7913	
354 NETHRLNDS		408		2474	
376 SWITZRLND				18362	
400 U STATES		33169		51150	
		33577		79899	
MEAT PIES FROZEN	LB				2271
400 U STATES	179688	61769	252765	93059	
	179688	61769	252765	93059	
COMPLETE DINNERS MEAT FROZEN	LB				2272
100 U KINGDOM			12600	2354	
400 U STATES	165	147	43899	26269	
	165	147	56499	28623	
BEEF CANNED N O P	LB				2273
234 AUSTRALIA	194918	46613	257054	65032	
304 ARGENTINA			15000	4998	
318 DENMARK	2430	1902	2489	1958	
354 NETHRLNDS	346	123	634	187	
400 U STATES	38	62	79	121	
	197732	48700	275256	72296	
CORNED BEEF CANNED	LB				2274
234 AUSTRALIA	669057	233913	781247	272023	
304 ARGENTINA	1800	486	14400	5385	
400 U STATES	36000	14000	37687	14911	
	706857	248399	833334	292319	
MILK SKIM POWDERED	LB				2280
234 AUSTRALIA	100000	8920	608005	49952	
236 NEW ZEAL	1920500	149603	2357300	184611	
400 U STATES			600	168	
	2020500	158523	2965905	234731	
MILK AND CREAM FRESH	GAL				2281
318 DENMARK	180	507	540	1522	
400 U STATES	454	2576	808	4314	
	634	3083	1348	5836	
BUTTER	LB				2282
CASEIN	LB				2283
400 U STATES	4509	1665	5609	2184	
	4509	1665	5609	2184	
CHEESE	LB				2284
100 U KINGDOM	1466	932	6471	4469	
236 NEW ZEAL	112212	25302	112655	25412	
304 ARGENTINA			28708	11451	
318 DENMARK	160355	69432	330674	136971	
326 FINLAND			963	391	
327 FRANCE	53858	28544	83616	42409	
335 GERMANY W	1434	599	8106	3483	
336 GREECE	4403	1182	4403	1182	
344 ITALY	145350	74135	334688	180149	
354 NETHRLNDS	33081	13565	82022	33404	
359 NORWAY	1233	429	1901	674	
375 SWEDEN			1021	342	
376 SWITZRLND	155295	98233	225072	140049	
400 U STATES	113442	49353	244423	110183	
	782129	361706	1464723	690569	
MILK CONDENSED OR EVAPORATED	LB				2285
400 U STATES	1800	525	3600	1050	
	1800	525	3600	1050	
MILK WHOLE POWDERED	LB				2286
100 U KINGDOM	22400	6817	22400	6817	
400 U STATES	6558	3037	7497	4066	
	28958	9854	29897	10883	
DRIED WHEY DRIED BUTTERMILK	LB				2287
400 U STATES	36720	3300	36960	3380	
	36720	3300	36960	3380	
OLEIC ACID OR RED OIL	LB				2288
100 U KINGDOM			9503	2299	
400 U STATES	13931	2454	27241	5158	
	13931	2454	36744	7457	
STEARIC ACID	LB				2289
100 U KINGDOM			25000	3430	
400 U STATES	69950	11888	116138	19283	
	69950	11888	141138	22713	

IMPORTS INTO CANADA FOR CONSUMPTION

Articles and Countries from which Imported	MONTH OF FEBRUARY 1956		TWO MONTHS ENDED FEBRUARY 1956		Class Number
	Quantities	Values (\$)	Quantities	Values (\$)	
LARD OIL 400 U STATES	GAL 846	1601	1877	3443	2291
NEATS FOOT OIL 400 U STATES	GAL 3635	4984	3635	4984	2292
ANIMAL OIL N O P 400 U STATES	GAL 629	730	1034	1287	2293
COD LIVER OIL 100 U KINGDOM 359 NORWAY 400 U STATES	GAL 15525 3625 396	21492 6783 893	16700 3625 396	23940 6783 893	2294
FISH OIL N O P 400 U STATES	GAL 16465	16833	18876	20880	2295
SEAL OIL	GAL				2296
WHALE AND SPERMACE TI OIL 400 U STATES	GAL 65	149	7041	6763	2297
HALIBUT LIVER OIL					2298
FISH OIL CONCENTRATED 347 JAPAN		8945		17475	2299
FISH OIL FOR FORTIFYING 347 JAPAN 354 NETHRLNDS 400 U STATES		25043 1518 2437		37550 1820 9169	2300
BEESWAX 228 LEEW WIND 312 CHILE 316 CUBA 320 DOM REP 400 U STATES	LB 200 5947	108 3806	200 4998 5947 6568	108 3449 3806 4532	2302
CANDLES N O P 335 GERMANY W 400 U STATES	LB 203 5063	134 2166	630 12801	281 4778	2303
GREASE ROUGH 100 U KINGDOM 306 BELGIUM 354 NETHRLNDS 400 U STATES	CMT 9132	70576	86 4 22 16897	531 66 105 141503	2304
LARD AND COMPOUNDS STEARINE 400 U STATES	LB 199646	17636	1128547	100504	2307
TALLOW 400 U STATES	LB 306440	25820	963500	79356	2308
EGG ALBUMEN DRIED POWDERED ETC 100 U KINGDOM 400 U STATES	LB 1600 6900	1661 15255	1600 8525	1661 18052	2315
EGG YOLK DRIED POWDERED ETC 400 U STATES	LB 25183	1763	25183	1763	2316
EGGS WHOLE DRIED POWDERED ETC	LB				2317
GELATINE INEDIBLE PHOTOGRAPHIC	LB				2320
ANIMAL GLANDS FOR MEDICINE 400 U STATES				2268	2321
BLOOD ALBUMEN AND BLOOD DRIED 400 U STATES		520		1430	2324
EGGS IN THE SHELL 231 HONG KONG 381 ALASKA 400 U STATES	DOZ 1401 300	723 254	6701 300	3730 254	2325
EGGS YOLK OR ALBUMEN FROZEN 389 IRELAND 400 U STATES	LB 22400	4488	22400 8950	4488 702	2326
GELATINE CAPSULES EMPTY 400 U STATES		26813		54551	2328
GELATINE EDIBLE 100 U KINGDOM 234 AUSTRALIA 306 BELGIUM 327 FRANCE 354 NETHRLNDS 400 U STATES	LB 22400 25800	11244 10883	26880 59950	13373 24629	2329
GELATINE N O P 100 U KINGDOM 400 U STATES	LB 210074	117325	456885	259120	2331

IMPORTS INTO CANADA FOR CONSUMPTION

Articles and Countries from which Imported	MONTH OF FEBRUARY 1956		TWO MONTHS ENDED FEBRUARY 1956		Class Number
	Quantities	Values (\$)	Quantities	Values (\$)	
GLUE ANIMAL POWDERED OR SHEET	LB				2332
100 U KINGDOM	70000	12893	205824	35178	
234 AUSTRALIA	26880	4528	26880	4528	
318 DENMARK	1000	109	2000	219	
400 U STATES	1720	445	48701	12461	
	99600	17975	283405	52386	
GLUE N O P	LB				2333
100 U KINGDOM	2000	320	2000	320	
376 SWITZRLND			2204	1930	
400 U STATES	16182	5975	25339	11157	
	18182	6295	29543	13407	
CATGUT WORMGUT UNMANUFACTURED					2335
GUT AND MANUFACTURES N O P					2336
100 U KINGDOM		1437		1978	
234 AUSTRALIA		146		400	
372 SPAIN				155	
400 U STATES		1630		4484	
		3213		7017	
HONEY	LB				2337
100 U KINGDOM	96	72	96	72	
336 GREECE			1320	393	
354 NETHRLNDS			238	65	
400 U STATES	309480	49680	705182	110950	
	309576	49752	706836	111480	
MANURES ANIMAL	CWT				2338
400 U STATES	8978	14927	10525	16772	
MUSK IN POOS OR GRAINS	OZ				2339
231 HONG KONG	64	2198	176	4284	
	64	2198	176	4284	
RENNET RAW AND PREPARED	LB				2340
400 U STATES			2798	1629	
			2798	1629	
SAUSAGE CASINGS UNCLEANNED					2341
400 U STATES		6735		9235	
		6735		9235	
SAUSAGE CASINGS CLEANED					2342
234 AUSTRALIA		74556		108257	
236 NEW ZEAL		266726		329077	
335 GERMANY W		819		819	
400 U STATES		3701		5713	
		345802		443866	
TANKAGE	CWT				2343
236 NEW ZEAL			223	2251	
			223	2251	
ANIMAL PRODUCTS N O P					2344
100 U KINGDOM		180		1401	
231 HONG KONG		370		1572	
327 FRANCE				473	
347 JAPAN		1488		1488	
400 U STATES		19700		37398	
		21738		42332	
HORSE MEAT AND OFFAL FOR FOXES	CWT				2345
400 U STATES	2919	23288	4945	40995	
	2919	23288	4945	40995	
DOG FOOD AND PET STOCK FOOD					2347
318 DENMARK				488	
400 U STATES		17988		37401	
		17988		37889	
TARIFF 206 254 635 679 686 699					2348
400 U STATES		355		1470	
		355		1470	

IMPORTS INTO CANADA FOR CONSUMPTION

Articles and Countries from which Imported	MONTH OF FEBRUARY 1956		TWO MONTHS ENDED FEBRUARY 1956		Class Number
	Quantities	Values (\$)	Quantities	Values (\$)	
<u>GROUP 3</u>					
<u>FIBRES TEXTILES AND PRODUCTS</u>					
RAW COTTON					
215 INDIA	LB 19865	4140	179282	40129	3001
352 MEXICO	13931359	4495470	34631937	11101566	
358 NICARAGUA	52042	15361	58376	17391	
363 PERU	32334	15380	459340	145592	
400 U STATES	1829146	688784	3740117	1366687	
	15864746	5219135	39069052	12671365	
COTTON LINTERS N O P					
323 EL SALVD	LB 44248	1836	80694	3677	3002
352 MEXICO	174502	12532	487262	36169	
358 NICARAGUA			61851	2678	
400 U STATES	1184998	89189	2289736	162884	
	1403748	103557	2919543	205408	
COTTON LINTERS FOR PAPER	LB				3003
BATTS BATTING WADDING COTTON					
215 INDIA	LB 2000	699	2000	699	3004
400 U STATES	83878	43437	160387	81987	
	85878	44136	162387	82686	
CARDED SLIVER COTTON FIBRES	LB				3005
COTTON PULP FOR ART SILK YARN	LB				3006
COTTON THREAD					
100 U KINGDOM	LB 1562	3684	4213	9148	3009
317 CZECHO S			8040	8253	
344 ITALY	73	319	73	319	
376 SWITZRLND			1872	4665	
400 U STATES	74524	102577	125670	186705	
	76159	106580	139868	209090	
COTTON YARNS SINGLES N O P					
100 U KINGDOM	LB 12533	16667	20105	24268	3011
400 U STATES	37251	39429	66427	70685	
	49784	56096	86532	94953	
YARNS SINGLES FOR KNIT GOODS					
100 U KINGDOM	LB 1971	1548	3659	3342	3012
400 U STATES	18910	17604	74208	65032	
	20881	19152	77867	68374	
COTTON YARNS N O P					
100 U KINGDOM	LB 9189	7957	13039	12827	3013
327 FRANCE			88	105	
354 NETHRLNDS	75	165	75	165	
400 U STATES	70752	82497	181161	210791	
	80016	90619	194363	223888	
CROCHET KNITTING COTTON N O P					
100 U KINGDOM	LB		58	345	3014
306 BELGIUM	39	86	39	86	
327 FRANCE	87	480	1690	7289	
400 U STATES	11188	19026	15917	27629	
	11314	19592	17704	35349	
CORDS AND TWINE COTTON N O P					
100 U KINGDOM	LB 5010	2917	19752	10655	3015
400 U STATES	19379	19374	52697	55201	
	24389	22291	72449	65856	
COTTON YARNS TINSEL THREAD					
100 U KINGDOM	LB 274	638	555	973	3017
327 FRANCE			257	776	
400 U STATES	4167	11553	8109	21614	
	4441	12191	8921	23363	
MERCERIZED YARNS 40 AND FINER					
100 U KINGDOM	LB 6294	10334	10149	16580	3018
400 U STATES	59	101	1297	2546	
	6353	10435	11446	19126	
COTTON YARNS HANKS FOR THREAD					
100 U KINGDOM	LB 116631	169851	220333	319880	3019
400 U STATES	13205	17201	52840	72125	
	129836	187052	273173	392005	
COTTON YARN 2 PLY 80 AND FINER					
100 U KINGDOM	LB 5634	11567	5687	11704	3020
	5634	11567	5687	11704	
COTTON YARN SINGLES FOR THREAD					
100 U KINGDOM	LB 176973	191467	287100	310360	3021
	176973	191467	287100	310360	
COTTON YARN TO BE MERCERIZED					
100 U KINGDOM	LB 14895	26125	30853	54412	3022
400 U STATES	4725	4716	7732	8218	
	19620	30841	38585	62630	
COTTON YARNS SINGLES 20 TO 40					
100 U KINGDOM	LB 56688	50687	106106	96764	3023
	56688	50687	106106	96764	
COLOURED COT FAB NOP OVER 80 C					
100 U KINGDOM	LB 80462	164710	139313	284539	3026
215 INDIA	1149	4159	10798	12441	
234 AUSTRALIA	150	914	150	914	
305 AUSTRIA			31	63	
306 BELGIUM	78980	73913	198609	184256	
317 CZECHO S	107135	101987	113512	110949	

IMPORTS INTO CANADA FOR CONSUMPTION

Articles and Countries from which Imported	MONTH OF FEBRUARY 1956		TWO MONTHS ENDED FEBRUARY 1956		Class Number
	Quantities	Values (\$)	Quantities	Values (\$)	
318 DENMARK	10	53	799	2117	
327 FRANCE	4660	11657	17278	46144	
335 GERMANY W	31399	66138	71694	149475	
344 ITALY	4840	13484	9232	23723	
347 JAPAN	237665	304689	534150	675121	
352 MEXICO			153	504	
354 NETHRLNDS	51853	82632	126738	202044	
365 POLAND			2315	2401	
372 SPAIN	153	616	153	616	
375 SWEDEN	376	694	2719	3044	
376 SWITZRLND	5385	20657	8948	34904	
383 HAWAII	1143	2339	1143	2339	
400 U STATES	2319655	3643645	4526630	7141832	
	2925015	4492287	5764365	8877426	
COLORED COT FAB NOP 50 TO 80 C	LB				3027
100 U KINGDOM	448	338	5171	3478	
215 INDIA	109891	62061	237907	136573	
306 BELGIUM	8435	6302	12294	9294	
317 CZECHOS	3750	2793	5637	4192	
344 ITALY			1924	1204	
347 JAPAN	32640	20740	43512	28248	
365 POLAND			579	435	
400 U STATES	68940	50508	115645	83918	
	224104	142742	422669	267342	
COLORED COT FAB NOP UNDER 50 C	LB				3028
100 U KINGDOM			509	249	
215 INDIA	51222	24150	133237	58350	
365 POLAND	2679	1260	9541	4449	
400 U STATES	10599	4198	17892	7355	
	64500	29608	161179	70403	
COTTON DENIMS	LB				3029
100 U KINGDOM	1080	1749	1080	1749	
215 INDIA			3684	1806	
400 U STATES	135259	102706	273791	211614	
	136339	104455	278555	215169	
HANKERCHIEF COTTON BLEACHED	LB				3030
100 U KINGDOM	1512	2605	3375	5483	
347 JAPAN	32703	33135	49063	49300	
	34215	35740	52438	54783	
COTTON FABRIC NOT BLEACHED NOP	LB				3031
100 U KINGDOM	9885	13808	20303	27207	
215 INDIA	305819	137050	693325	304864	
224 JAMAICA	2794	1932	2794	1932	
231 HONG KONG	1560	971	1560	971	
305 AUSTRIA	1715	1449	4758	4016	
306 BELGIUM	1631	1357	3590	2856	
317 CZECHOS			4153	3326	
347 JAPAN	26215	16456	61918	38710	
354 NETHRLNDS	7121	5204	15984	11591	
376 SWITZRLND			18	99	
400 U STATES	901762	683695	2107207	1594388	
	1258502	861922	2915610	1989960	
CANTON FLANNELS NOT COLOURED	LB				3032
100 U KINGDOM	8370	15359	15942	30478	
215 INDIA			6275	4319	
306 BELGIUM	34773	16362	38909	18258	
335 GERMANY W	1477	1360	1961	1935	
347 JAPAN	77486	76950	176981	166598	
365 POLAND	34585	22090	58635	36600	
376 SWITZRLND	458	1398	458	1398	
400 U STATES	59771	81098	170805	219658	
	216920	214617	469966	479244	
TOWELLING IN THE WEB	LB				3033
100 U KINGDOM			221	493	
335 GERMANY W			231	194	
400 U STATES	3320	3162	8934	8396	
	3320	3162	9386	9083	
VOILES SCRIMS NOT COLOURED	LB				3034
100 U KINGDOM	138	243	874	3006	
305 AUSTRIA			253	774	
327 FRANCE	149	602	149	602	
347 JAPAN	17523	17855	37659	43181	
365 POLAND			5342	3575	
376 SWITZRLND	2290	10686	3239	14651	
400 U STATES	21253	25773	45894	59466	
	41353	55159	93410	125255	
COTTON FABRICS BLEACHED N O P	LB				3035
100 U KINGDOM	5454	7435	6736	10035	
335 GERMANY W	913	1443	1555	1992	
347 JAPAN	3686	2961	3686	2961	
354 NETHRLNDS	322	403	322	403	
376 SWITZRLND	151	1054	332	1886	
400 U STATES	35205	51912	60583	85823	
	45731	65208	73214	103100	
COTTON CHEESECLOTH AND GAUZE	LB				3036
100 U KINGDOM	7128	11460	8723	13255	
335 GERMANY W	283	303	283	303	
400 U STATES	300609	271193	591346	546099	
	308020	282956	600352	559657	
POPLIN BLEACHED NOT COLOURED	LB				3037
100 U KINGDOM	3341	6922	3421	7112	
335 GERMANY W	161	363	161	363	
347 JAPAN	2732	2955	15607	16365	
354 NETHRLNDS			2310	3704	
400 U STATES	3056	4134	11696	13790	
	9290	14374	33195	41334	

IMPORTS INTO CANADA FOR CONSUMPTION

Articles and Countries from which Imported	MONTH OF FEBRUARY 1956		TWO MONTHS ENDED FEBRUARY 1956		Class Number
	Quantities	Values (\$)	Quantities	Values (\$)	
COTTON FABRICS COUNT 100 100 U KINGDOM 400 U STATES	LB 45320 518 45838	152160 1784 153944	86328 518 86846	288079 1784 289863	3039
COTTON FABRICS CUT PILE N O P 100 U KINGDOM 335 GERMANY W 400 U STATES	LB 40 1913 2060 4013	118 4231 3829 8178	40 3963 4946 8949	118 6876 9383 18377	3040
COTTON FABRIC FOR TYPE RIBBON 100 U KINGDOM 400 U STATES	LB 8880 430 9310	36215 4469 40684	14188 893 15081	58927 8898 67825	3041
COTTON FABRIC BILLIARD CLOTH	LB				3042
SAILCLOTH EGYPTIAN COTTON 100 U KINGDOM	LB 200 200	551 551	655 655	1812 1812	3043
FILTER CLOTH FOR MINING 400 U STATES	LB 602 602	500 500	602 602	500 500	3044
COTTON FABRIC KNITTED 100 U KINGDOM 400 U STATES	LB 13583 41675 55258	19543 63591 83134	39759 132415 172174	55529 196186 251715	3045
COTTON SHADOW CRETONNES	LB				3046
COTTON GABARDINES 100 U KINGDOM 400 U STATES	LB 5978 347 6325	20541 399 20940	10240 1187 11427	37047 1497 38544	3047
COTTON FABRICS BO TD 99 COUNT 100 U KINGDOM	LB 1463 1463	5205 5205	6664 6664	22011 22011	3048
COTTON FABRICS CUT WEFT PILE 100 U KINGDOM 344 ITALY 347 JAPAN 354 NETHRLNDS 400 U STATES	LB 7801 571 18854 203 41730 69159	15040 896 25226 649 53169 94980	15025 1267 62220 267 74850 153629	31702 2705 73466 855 106815 215543	3049
COTTON FABRICS FOR BOOK COVERS 100 U KINGDOM 400 U STATES	LB 8361 6143 14504	9044 6741 15785	15815 14727 30542	15968 16004 31972	3050
LACE NOT COLOURED FOR CLOTHING 100 U KINGDOM 305 AUSTRIA 306 BELGIUM 327 FRANCE 335 GERMANY W 344 ITALY 347 JAPAN 354 NETHRLNDS 376 SWITZRLND 390 GERMANY E 400 U STATES	LB 738 24616 1462 150 180 10806 312 7240 4450 10571 60525	3227 84848 9570 216 849 16347 800 20100 13268 53308 202533	1327 45954 509 2366 290 180 29250 379 11489 6871 21810 120425	5539 158428 1301 15725 903 849 43153 856 32802 18300 109374 387230	3051
LACE COLOURED FOR CLOTHING 100 U KINGDOM 327 FRANCE 354 NETHRLNDS 376 SWITZRLND 400 U STATES	LB 32 200 38 571 841	169 1438 900 3986 6493	32 336 134 44 987 1533	169 2449 140 1020 7231 11009	3052
EMBROIDERIES COTTON N O P 100 U KINGDOM 215 INDIA 231 HONG KONG 305 AUSTRIA 327 FRANCE 335 GERMANY W 354 NETHRLNDS 376 SWITZRLND 400 U STATES	LB 22 1556 1120 807 3505	65 7321 8844 2836 19066	539 2100 1431 1020 5434	1752 158 351 9638 133 130 1133 11421 4232 28948	3053
LACE BOBBINET NETS COTTON NOP 100 U KINGDOM 215 INDIA 231 HONG KONG 327 FRANCE 344 ITALY 354 NETHRLNDS 376 SWITZRLND 400 U STATES	LB 1292 151 71 13 10 512 2049	3111 949 555 347 242 2663 7867	4976 295 187 154 13 91 65 936 6717	14129 1741 538 1477 347 459 779 4011 23481	3054
WHITE COTTON BOBBINET PLAIN 100 U KINGDOM	YD 6057 6057	2307 2307	12127 12127	4242 4242	3055
STOCKINGS COTTON WOMENS CHILDS 100 U KINGDOM 327 FRANCE 372 SPAIN 400 U STATES	DZ PR 11785 16957 28742	33833 48012 81845	19344 4 1675 19276 40299	52326 53 7090 55834 115303	3062

IMPORTS INTO CANADA FOR CONSUMPTION

Articles and Countries from which Imported	MONTH OF FEBRUARY 1956		TWO MONTHS ENDED FEBRUARY 1956		Class Number
	Quantities	Values (\$)	Quantities	Values (\$)	
STOCKINGS COTTON MENS BOYS 100 U KINGDOM 327 FRANCE 400 U STATES	DZ PR 603 4 19103 19710	1662 60 62473 64195	603 4 26796 27403	1662 60 91114 92836	3063
GLOVES COTTON 100 U KINGDOM 231 HONG KONG 317 CZECHO S 327 FRANCE 335 GERMANY W 344 ITALY 347 JAPAN 400 U STATES	DZ PR 2123 563 3825 351 616 340 6299 1700 15817	19540 1412 15284 3006 3854 1849 23388 9628 77961	4442 1343 11267 351 4846 340 11191 5124 38904	39642 3858 45500 3006 28291 1849 32565 28197 182908	3064
SHIRTS COTTON NOT KNITTED 100 U KINGDOM 231 HONG KONG 305 AUSTRIA 327 FRANCE 344 ITALY 347 JAPAN 352 MEXICO 365 POLAND 376 SWITZRLND 400 U STATES	LB 243 1165 824 40 29 64553 45 1716 532 20655 89802	1350 1523 1202 176 126 83134 96 2221 3562 46387 139777	651 1196 1674 40 29 170537 45 1716 621 32788 209297	3099 1583 2948 176 126 199416 96 2221 4014 72158 285837	3066
UNDERWEAR COTTON KNITTED 100 U KINGDOM 347 JAPAN 354 NETHRLNDS 376 SWITZRLND 400 U STATES	LB 3239 96 49 6588 9972	7221 145 208 14598 22172	11043 1929 594 10449 24064	17115 2372 2772 208 23278 45745	3067
COTTON CLOTHING N O P WOVEN 100 U KINGDOM 231 HONG KONG 305 AUSTRIA 306 BELGIUM 322 EGYPT 327 FRANCE 335 GERMANY W 340 HUNGARY 344 ITALY 347 JAPAN 352 MEXICO 354 NETHRLNDS 365 POLANO 375 SWEDEN 376 SWITZRLND 383 HAWAII 384 P RICO 400 U STATES	LB 3315 51 14 13 400 335 31 47 109875 30 456 79 306 40 49141 164133	12240 800 75 272 4174 1471 226 763 136474 120 932 566 5958 304 139594 303969	5558 60 150 37 13 497 624 31 774 190094 80 1007 1300 79 768 26 40 99982 301120	23195 80 2254 200 272 4418 3665 226 3849 249408 227 1635 2722 566 8092 134 304 258225 559472	3068
DRESSES WVN COTT WOMENS CHLDNS 100 U KINGDOM 327 FRANCE 335 GERMANY W 340 HUNGARY 354 NETHRLNDS 375 SWEDEN 376 SWITZRLND 383 HAWAII 400 U STATES	NO 618 62 2 120 59 23 57 36890 37831	6759 1046 61 192 310 230 1326 122968 132892	1350 82 2 120 59 23 183 61874 63720	14917 1796 61 192 310 230 3643 148 197156 218453	3069
SMOCKS OVRALLS WVN COTTON MENS 354 NETHRLNDS 400 U STATES	LB 397 28066 28463	469 45163 45632	884 34726 35610	1104 55515 56619	3070
RAINCOATS WATERPROOFED COTTON 100 U KINGDOM 306 BELGIUM 335 GERMANY W 376 SWITZRLND 400 U STATES	NO 1040 6 5329 175 1624 8174	14125 52 15362 2020 5055 36614	1292 6 6960 175 2886 11319	17730 52 26813 2020 9358 55973	3071
CLTHG NOP COTT KNIT INFTS CHLD 100 U KINGDOM 306 BELGIUM 335 GERMANY W 347 JAPAN 354 NETHRLNDS 400 U STATES	LB 3216 374 165 15030 7010 25795	9092 1576 533 13450 23495 48146	10624 374 228 20543 216 43840	27110 1576 825 17050 921 39505 86987	3072
CLTHG NOP COTT KNIT WOMNS GRLS 100 U KINGDOM 335 GERMANY W 344 ITALY 347 JAPAN 400 U STATES	LB 434 19 300 4302 5055	1268 126 578 14957 16929	2160 10 334 7068 9872	4465 115 2535 578 23537 31230	3073
CLTHG NOP COTT KNIT MENS BOYS 100 U KINGDOM 335 GERMANY W 344 ITALY 347 JAPAN	LB 6682 86 61 90403	13096 91 293 90411	7925 86 61 147474	15943 91 293 147401	3074

IMPORTS INTO CANADA FOR CONSUMPTION

43

Articles and Countries from which Imported	MONTH OF FEBRUARY 1956		TWO MONTHS ENDED FEBRUARY 1956		Class Number
	Quantities	Values (\$)	Quantities	Values (\$)	
376 SWITZRLND	114	492	114	492	
389 IRELAND	600	1107	600	1107	
400 U STATES	10521	28165	14992	38581	
BAGS COTTON	108467	133655	171252	203908	3082
400 U STATES	LB 4433	5404	10970	11822	
BELTING OF COTTON	4433	5404	10970	11822	3083
100 U KINGDOM	LB 2159	2427	5356	7271	
400 U STATES	9580	17817	18475	35095	
BLANKETS OF COTTON	11739	20244	23831	42366	3084
100 U KINGDOM	LB 61	92	3926	4211	
306 BELGIUM	20463	13755	28576	19897	
335 GERMANY W	8678	5434	15535	10420	
347 JAPAN	2086	1635	16591	6145	
354 NETHRLNDS	5940	2449	9199	3912	
400 U STATES	26265	26007	31031	31482	
TAPE AND WEBBING HOOK AND EYE	63493	49372	104858	76067	3085
400 U STATES	LB 523	1498	695	1834	
BRAIDED WICK FOR CANDLES	523	1498	695	1834	3086
100 U KINGDOM		1026		1651	
400 U STATES		2116		6709	
CURTAINS COTTON N O P		3142		8360	3087
100 U KINGDOM	LB 539	1746	556	1796	
376 SWITZRLND	11	130	11	130	
400 U STATES	9339	16491	20888	37440	
TABLE AND TRAY CLOTHS COTTON	9889	18367	21455	39366	3088
100 U KINGDOM	LB 11798	22799	20951	41285	
231 HONG KONG	1395	3789	3123	7912	
306 BELGIUM	67	397	67	397	
313 CHINA	3935	9076	22882	52442	
327 FRANCE	49	164	744	1430	
335 GERMANY W	862	1520	862	1520	
347 JAPAN	4202	5249	20896	19953	
352 MEXICO			436	900	
354 NETHRLNDS	3740	4027	5113	5600	
367 AZORES	88	956	112	1106	
373 CANARY IS			202	459	
376 SWITZRLND	2	70	27	451	
400 U STATES	5615	11078	17845	30108	
DUCK SEAMLESS COTTON FOR HOSE	31753	59125	93260	163563	3089
400 U STATES	LB 400	552	436	615	
FRINGES AND TASSELS COTTON	400	552	436	615	3090
400 U STATES	LB		125	297	
HANDKERCHIEFS COTTON			125	297	3091
100 U KINGDOM	LB 12678	33307	19647	52175	
231 HONG KONG	27	347	85	1150	
305 AUSTRIA			43	115	
327 FRANCE	2	54	9	254	
347 JAPAN	10038	10858	21915	22757	
354 NETHRLNDS	62	152	349	663	
376 SWITZRLND	2400	39090	2758	43797	
400 U STATES	5364	11821	6356	16400	
LADDER TAPES FOR BLINDS	30571	95629	51162	137311	3092
100 U KINGDOM	LB 276	519	276	519	
400 U STATES			988	1218	
MANTLE STOCKING FOR GAS LIGHT	276	519	1264	1737	3093
QUILTS COUNTERPANES COTTON	LB 1404	1499	2330	2996	3094
100 U KINGDOM			250	197	
215 INDIA			1122	902	
306 BELGIUM			33	86	
335 GERMANY W			356	450	
344 ITALY	78866	104157	172723	219997	
400 U STATES	80270	105656	176814	224628	
SHEETS COTTON	LB 423	680	1681	2964	3095
100 U KINGDOM			906	702	
306 BELGIUM			998	856	
354 NETHRLNDS	50	96			
400 U STATES	103246	112841	213286	227517	
TOWELS COTTON	103719	113617	216871	232039	3096
100 U KINGDOM	LB 3384	3186	5053	4913	
215 INDIA			690	421	
317 CZECHO S			7039	5963	
335 GERMANY W			35	150	
347 JAPAN	17947	13030	37930	29522	
354 NETHRLNDS	591	724	1010	1266	
365 POLAND	2833	2475	2833	2475	
367 AZORES	86	458	86	458	
400 U STATES	195457	200620	407519	421520	
COTTON MANUFACTURES N O P	220298	220493	462195	466688	3097
100 U KINGDOM	LB 36070	28553	58989	51648	
215 INDIA			25	158	

IMPORTS INTO CANADA FOR CONSUMPTION

Articles and Countries from which Imported	MONTH OF FEBRUARY 1956		TWO MONTHS ENDED FEBRUARY 1956		Class Number
	Quantities	Values (\$)	Quantities	Values (\$)	
231 HONG KONG	8	66	476	891	
305 AUSTRIA	28	229	28	229	
306 BELGIUM	95	150	354	678	
313 CHINA	215	335	263	452	
318 DENMARK	50	958	50	958	
327 FRANCE	73	381	123	533	
335 GERMANY W	926	1575	1862	3634	
344 ITALY	1800	468	1800	468	
347 JAPAN	4121	3083	9859	8898	
354 NETHRLNDS	1235	4942	2119	5777	
367 AZORES	14	86	14	86	
376 SWITZRLND	32	496	120	548	
390 GERMANY E			132	360	
400 U STATES	109598	151019	210543	280522	
	154265	192341	286757	355840	
WASH CLOTHS BATH MATS COTTON	LB				3098
347 JAPAN			14666	2587	
400 U STATES	106044	132273	151824	191939	
	106044	132273	166490	194526	
PILLOW CASES COTTON	LB				3100
100 U KINGDOM	4662	8343	8976	15861	
231 HONG KONG	2311	3293	4442	6201	
313 CHINA	512	736	12961	20397	
347 JAPAN	43165	41990	91097	83056	
367 AZORES	165	608	1288	5340	
373 CANARY IS			232	693	
376 SWITZRLND	13	51	76	169	
400 U STATES	31580	32242	55748	62957	
	82408	87263	174820	124674	
FLAX FIBRE AND TOW	CWT				3111
400 U STATES	269	8064	332	12434	
	269	8064	332	12434	
HEMP DRESSED OR UNDRESSED	CWT				3112
400 U STATES			44	772	
			44	772	
JUTE AND JUTE BUTTS	CWT				3113
216 PAKISTAN	1183	12960	9596	97381	
	1183	12960	9596	97381	
OAKUM OF FLAX HEMP OR JUTE	CWT				3114
100 U KINGDOM	101	1227	373	3870	
354 NETHRLNDS	160	1594	160	1594	
400 U STATES	874	15525	1520	27572	
	1135	18346	2053	33036	
BATTS WADDING VEGETABLE FIBRES	LB				3115
YARNS JUTE SINGLES N O P	LB				3121
100 U KINGDOM	36180	6506	36180	6506	
215 INDIA			38696	6806	
	36180	6506	74876	13312	
YARNS VEGETABLE FIBRE SINGLES	LB				3122
100 U KINGDOM	111	114	33226	6773	
	111	114	33226	6773	
YARNS CORDS TWINE OF JUTE NOP	LB				3123
100 U KINGDOM	28922	6588	49874	11680	
306 BELGIUM	4169	801	4169	801	
400 U STATES	324	234	1000	506	
	33415	7623	55043	12987	
YARNS CORDS TWINE VEG FIB NOP	LB				3124
100 U KINGDOM	20366	7566	55320	16154	
231 HONG KONG			400	108	
306 BELGIUM	3000	480	12000	1920	
318 DENMARK	2257	885	2257	885	
335 GERMANY W	5547	1726	5547	1726	
347 JAPAN			855	156	
352 MEXICO	17275	2820	62930	7832	
354 NETHRLNDS			4899	781	
389 IRELAND	3873	643	3873	643	
400 U STATES	2167	1990	9941	9682	
	54485	16110	158022	39887	
LINEN THREAD FOR SEWING	LB				3125
100 U KINGDOM	26518	52313	49632	98948	
327 FRANCE			198	282	
400 U STATES	192	475	268	737	
	26710	52788	50098	99967	
YARNS VEG FIBRE FOR WEAVING	LB				3126
100 U KINGDOM	15781	7439	37047	18906	
215 INDIA			185011	37058	
306 BELGIUM			2119	784	
318 DENMARK	9000	6600	9000	6600	
354 NETHRLNDS	2123	828	2123	828	
400 U STATES	28532	10211	60638	20131	
	55436	25078	295938	84307	
CANVAS TWINE OF FLAX FOR SAILS					3131
100 U KINGDOM				2765	
				2765	
FABRICS CHIEFLY FLAX OR HEMP	LB				3132
100 U KINGDOM	54118	78587	113382	160831	
306 BELGIUM			263	638	
317 CZECHO S	271	316	639	612	
318 DENMARK	35	134	1115	1334	
327 FRANCE	29	69	29	69	
344 ITALY	121	510	371	1530	
375 SWEDEN	466	881	466	881	
376 SWITZRLND	600	1316	600	1316	
400 U STATES	2227	4583	2687	6072	
	57867	86396	119552	173283	

IMPORTS INTO CANADA FOR CONSUMPTION

Articles and Countries from which Imported	MONTH OF FEBRUARY 1956		TWO MONTHS ENDED FEBRUARY 1956		Class Number
	Quantities	Values (\$)	Quantities	Values (\$)	
FABRICS JUTE UNBLEACHED N O P	YD				3134
100 U KINGDOM	8179	2131	20647	5462	
215 INDIA	2130000	168634	9349271	738903	
216 PAKISTAN			100000	9312	
306 BELGIUM	3200	611	17171	2548	
327 FRANCE	85000	12515	155000	24085	
347 JAPAN	260000	17777	710000	50908	
400 U STATES	122854	29478	486454	90249	
	2609233	231146	10838543	921467	
FABRICS OF JUTE N O P	YD				3135
100 U KINGDOM	10446	3331	29057	8273	
400 U STATES	482	288	2680	852	
	10928	3619	31737	9125	
FABRIC JUTE 12INS WIDE OR LESS	LB				3136
215 INDIA	12720	2339	34320	6308	
	12720	2339	34320	6308	
FAB VEG FIB 12INS WIDE OR LESS	LB				3137
100 U KINGDOM	22041	31835	36274	53574	
306 BELGIUM			1032	1362	
327 FRANCE			223	387	
335 GERMANY W	25	96	750	705	
347 JAPAN	5788	3610	9308	6836	
400 U STATES	26630	38973	50063	71216	
	54484	74514	97650	134080	
FABRICS VEGETABLE FIBRE N O P	YD				3138
100 U KINGDOM	5791	3350	6394	4144	
327 FRANCE			36	66	
376 SWITZRLND			33	72	
400 U STATES	991	1600	4987	5176	
	6782	4950	11450	9458	
TOWELLING TABLE CLOTHS IN WEB	LB				3139
100 U KINGDOM	9987	11025	22455	26847	
317 CZECHO S	9258	7195	15076	11702	
365 POLAND	6730	6309	11299	9778	
400 U STATES			716	713	
	25975	24529	49546	49040	
WOVEN DRESS LINENS	LB				3140
100 U KINGDOM	287	677	379	1046	
	287	677	379	1046	
CLOTHING VEGETABLE FIBRES NOP	LB				3162
100 U KINGDOM	690	4033	1736	10475	
305 AUSTRIA	4	83	4	83	
327 FRANCE	5	102	26	168	
344 ITALY	3	240	3	240	
347 JAPAN			295	172	
376 SWITZRLND	15	370	53	753	
400 U STATES	2379	13802	11405	39461	
	3096	18630	13522	51352	
BAGS OF HEMP LINEN JUTE SISAL	LB				3171
344 ITALY			148	53	
400 U STATES	43603	11336	48615	12967	
	43603	11336	48763	13020	
CARPETING RUGS HEMP JUTE SISAL					3172
100 U KINGDOM		17530		26433	
215 INDIA		130		1047	
231 HONG KONG		598		598	
306 BELGIUM		10820		18898	
317 CZECHO S		2753		2753	
327 FRANCE		395		2984	
335 GERMANY W		245		2960	
354 NETHRLNDS		23215		31456	
400 U STATES		1977		2564	
		57663		89693	
QUILTS BATH MATS VEG FIBRE NOP	LB				3173
344 ITALY	1706	3368	7877	8848	
347 JAPAN	3426	2556	17295	12575	
400 U STATES	1223	1804	11326	15702	
	6355	7728	36498	37125	
FIRE HOSE LINEN					3174
100 U KINGDOM		2312		2592	
		2312		2592	
HANDKERCHIEFS FLAX OR HEMP	LB				3175
100 U KINGDOM	9348	39158	14340	61288	
231 HONG KONG	391	4957	1198	13297	
305 AUSTRIA			138	1603	
313 CHINA	114	4845	826	11617	
327 FRANCE	23	211	29	353	
367 AZORES	14	743	26	913	
376 SWITZRLND	356	6539	382	6788	
400 U STATES	12	192	19	322	
	10258	56645	16958	96181	
SAILS FOR BOATS AND SHIPS					3176
100 U KINGDOM		238		238	
400 U STATES		814		1133	
		1052		1371	
TOWELS GLASS CLOTHS CRASH HUCK	LB				3177
100 U KINGDOM	43467	51723	71063	83889	
317 CZECHO S	8111	6051	15071	11652	
365 POLAND	4772	4058	4772	4058	
367 AZORES	130	401	130	401	
400 U STATES			155	200	
	56480	62233	91191	100200	
SHEETS TABLECLOTHS TOWELS FLAX	LB				3178
100 U KINGDOM	30019	75944	50823	128097	
231 HONG KONG	426	2002	749	4341	
306 BELGIUM			1345	1168	

IMPORTS INTO CANADA FOR CONSUMPTION

Articles and Countries from which Imported	MONTH OF FEBRUARY 1956		TWO MONTHS ENDED FEBRUARY 1956		Class Number
	Quantities	Values (\$)	Quantities	Values (\$)	
313 CHINA	377	1549	1349	6485	
317 CZECHO S	4067	4004	6305	6010	
327 FRANCE			67	138	
347 JAPAN	848	1433	6293	4076	
365 POLAND	456	394	456	394	
367 AZORES	583	4782	1128	9284	
373 CANARY IS			322	1512	
400 U STATES	1196	2488	2104	4881	
	37972	92596	70941	166386	
JUTE MANUFACTURES N O P	LB				3179
100 U KINGDOM			620	524	
400 U STATES	10153	3507	16215	5807	
	10153	3507	16835	6331	
VEGETABLE FIBRE MFRS I O P	LB				3180
100 U KINGDOM	30222	38961	49472	72752	
215 INDIA			81	89	
216 PAKISTAN	350	1185	350	1185	
231 HONG KONG	28	63	188	135	
234 AUSTRALIA			50	231	
306 BELGIUM	363	743	2747	3393	
313 CHINA			125	673	
317 CZECHO S	800	583	1261	925	
318 DENMARK	80	79	80	79	
327 FRANCE	48	110	1855	2034	
335 GERMANY W	861	1600	2229	3434	
344 ITALY	858	1039	1694	1832	
347 JAPAN	65378	54800	108844	92380	
352 MEXICO	780	326	780	326	
354 NETHRLNDS	60	76	478	1562	
367 AZORES	260	1357	260	1357	
376 SWITZRLND			79	127	
390 GERMANY E	460	416	460	416	
400 U STATES	187733	194779	365416	391387	
	288281	296117	536449	574317	
RAW SILK AND CDCOONS	LB				3201
400 U STATES	5289	23941	9764	43644	
	5289	23941	9764	43644	
GARNETTED SILK WASTES	LB				3202
YARNS THROWN SILK IN THE GUM	LB				3211
YARNS SINGLES SPUN SILK N O P	LB				3212
400 U STATES	326	1628	1087	5341	
	326	1628	1087	5341	
THREADS CORDS TWIST SILK N O P	LB				3213
100 U KINGDOM	20	136	37	383	
335 GERMANY W	10	227	10	227	
400 U STATES	112	912	277	2342	
	142	1275	324	2952	
YARN SILK FOR KNITTING WEAVING	LB				3214
100 U KINGDOM			51	200	
344 ITALY			3000	2640	
400 U STATES	649	3168	649	3168	
	649	3168	3700	6008	
YARNS SILK METALLIC COVERED	LB				3215
YARNS SILK N O P	LB				3216
376 SWITZRLND			52	638	
400 U STATES	704	3692	815	4681	
	704	3692	867	5319	
BOLTING CLOTH NOT MADE UP	YD				3221
100 U KINGDOM	55	119	55	119	
347 JAPAN			1230	1870	
376 SWITZRLND	332	1004	1271	3889	
400 U STATES	1743	6300	3685	14563	
	2130	7423	6241	20441	
KNITTED FABRICS SILK	LB				3222
FABRICS SILK 20 IN UNFINISHED	YD				3223
347 JAPAN			11655	2914	
			11655	2914	
FABRICS SILK N O P	YD				3224
100 U KINGDOM	2525	6475	4940	10990	
215 INDIA	498	759	498	759	
306 BELGIUM	44	142	44	142	
327 FRANCE	5299	9453	8141	15809	
335 GERMANY W	539	485	1405	1484	
344 ITALY	10710	30331	18116	44636	
347 JAPAN	81375	73302	115861	106085	
371 THAILAND			38	551	
376 SWITZRLND	11638	24094	23338	46684	
400 U STATES	94176	142899	216047	329216	
	206804	287940	388428	556356	
FABRICS SILK 26 INCHES OR LESS	YD				3225
100 U KINGDOM			250	939	
327 FRANCE			41	291	
			291	1230	
RIBBONS SILK UNDER 12 INCHES	LB				3228
400 U STATES	190	3448	392	7556	
	190	3448	392	7556	
FABRICS SILK FOR NECKWEAR	YD				3229
100 U KINGDOM	419	790	487	966	
305 AUSTRIA	2995	5196	4093	6850	
306 BELGIUM	1278	1337	1368	1450	
327 FRANCE	4450	5206	4624	5717	
335 GERMANY W	18619	20740	41923	46185	

IMPORTS INTO CANADA FOR CONSUMPTION

Articles and Countries from which Imported	MONTH OF FEBRUARY 1956		TWO MONTHS ENDED FEBRUARY 1956		Class Number
	Quantities	Values (\$)	Quantities	Values (\$)	
344 ITALY	1276	2011	2610	4273	
347 JAPAN			5000	2108	
376 SWITZRLNO	4530	8800	8410	14878	
400 U STATES	96943	111074	204515	248354	
	120510	155154	273030	330781	
UMBRELLA COVERING FABRICS	YD				3230
327 FRANCE	351	98	2776	889	
335 GERMANY W	12923	3329	14306	3923	
347 JAPAN	8609	1666	8609	1666	
400 U STATES	27791	21880	77709	50538	
	49674	26973	103400	57016	
FABRICS PILE SILK OR SYNTHETIC	YD				3232
100 U KINGDOM			34	1229	
306 BELGIUM	277	576	277	576	
327 FRANCE			23	153	
335 GERMANY W	928	1530	2862	5105	
400 U STATES	10730	30271	23803	61416	
	11935	32377	26999	68479	
SOCKS AND STOCKINGS SILK	DZ PR				3244
100 U KINGDOM	27	1013	34	1152	
327 FRANCE	3	65	3	65	
344 ITALY	6	168	6	168	
400 U STATES	333	13185	518	22685	
	369	14431	561	24070	
UNDERWEAR SILK KNITTED	LB				3245
CLOTHING SILK N O P	OZ				3246
100 U KINGDOM	3322	7403	5415	11147	
215 INDIA	784	416	784	416	
231 HONG KONG	4416	277	5312	524	
327 FRANCE	32	55	1296	693	
344 ITALY	2024	2509	2202	2823	
347 JAPAN	8338	3785	8498	3899	
376 SWITZRLND	5122	5748	5122	5748	
400 U STATES	7561	6287	13027	10592	
	31599	26480	41656	35842	
DRESSES SILK WOMENS CHILDRENS	NO				3247
100 U KINGDOM	153	10599	344	16371	
327 FRANCE	30	6572	130	12519	
335 GERMANY W	6	313	6	313	
344 ITALY	98	5277	98	5277	
375 SWEDEN	1	58	1	58	
376 SWITZRLND	95	5079	149	7417	
400 U STATES	2715	70226	4711	124471	
	3098	98124	5439	166426	
CLOTHING SILK WOMENS CHILDRENS	OZ				3248
100 U KINGDOM	1241	3082	1417	3388	
215 INDIA	3200	1732	3445	2061	
231 HONG KONG	526	491	1150	751	
305 AUSTRIA	374	849	374	849	
313 CHINA	1600	1235	1600	1235	
327 FRANCE	4301	7487	6025	10713	
335 GERMANY W	501	181	501	181	
344 ITALY	18782	17558	19126	17999	
347 JAPAN	121699	32956	280028	85247	
376 SWITZRLND	1668	2313	2210	2867	
400 U STATES	10854	10819	18287	19679	
	164746	78703	334163	144970	
HANDKERCHIEFS SILK	OZ				3251
327 FRANCE	32	51	32	51	
347 JAPAN	8607	2713	9375	2952	
376 SWITZRLNO	106	155	378	625	
400 U STATES	464	455	534	599	
	9209	3374	10319	4227	
SILK MANUFACTURES N O P	OZ				3252
100 U KINGDOM	50	53	130	291	
231 HONG KONG			334	173	
327 FRANCE	418	591	452	655	
347 JAPAN	1585	1022	8574	3418	
392 SYRIA	448	210	448	210	
400 U STATES	2013	1142	4780	3077	
	4514	3018	14718	7824	
WOOL IN THE GREASE	LB				3261
100 U KINGDOM	66675	50706	118697	87681	
207 UN SO AFR	11714	12160	37316	30473	
215 INDIA	18741	14656	18741	14656	
234 AUSTRALIA	345877	246735	669272	458057	
236 NEW ZEAL	1256228	765441	1273448	776834	
304 ARGENTINA			56293	38039	
386 URUGUAY	47723	40278	47723	40278	
389 IRELAND			19665	11823	
400 U STATES	83735	69220	258709	222894	
	1830693	1199196	2499864	1680735	
WOOL WASHED OR SCoured	LB				3262
100 U KINGDOM	118468	105456	257686	222302	
207 UN SO AFR	133846	99176	180934	135566	
216 PAKISTAN			68571	50361	
234 AUSTRALIA	898245	779966	1422025	1201811	
236 NEW ZEAL	294770	233057	322383	253661	
304 ARGENTINA	51831	43009	98388	85168	
306 BELGIUM	7536	4155	7536	4155	
309 BRAZIL			1161	1247	
327 FRANCE			10087	7931	
335 GERMANY W	583	340	9990	8457	
363 PERU	16798	13438	16798	13438	
386 URUGUAY	5000	3900	40291	28108	

IMPORTS INTO CANADA FOR CONSUMPTION

Articles and Countries from which Imported	MONTH OF FEBRUARY 1956		TWO MONTHS ENDED FEBRUARY 1956		Class Number
	Quantities	Values (\$)	Quantities	Values (\$)	
400 U STATES	236812	229881	339634	322672	
WOOL PULLED OR SLIPED	1763889	1512378	2775484	2334877	3263
100 U KINGDOM	66574	51713	108561	84204	
236 NEW ZEAL	6914	4757	6914	4757	
304 ARGENTINA	7027	4146	7027	4146	
HAIR OF CAMEL ALPACA GOAT NOP	80515	60616	122502	93107	3264
306 BELGIUM	6160	14168	7686	31600	
335 GERMANY W	1353	17211	1353	17211	
347 JAPAN	2000	20910	2000	20910	
400 U STATES	3183	2757	6301	17423	
NOILS WOOL	12696	55046	17340	87144	3265
100 U KINGDOM	18932	18745	41794	44729	
309 BRAZIL			4901	3529	
386 URUGUAY			3329	2060	
400 U STATES	11339	9696	11339	9696	
GARNETTED WOOL WASTE	30271	28441	61363	60014	3267
100 U KINGDOM	20412	24163	31256	37371	
400 U STATES	21203	32418	46655	69145	
	41615	56581	77911	106516	
WOOL TOPS DRY COMBED	138811	178977	361771	479694	3268
100 U KINGDOM	2524	3215	2524	3215	
207 UN SO AFR			225	519	
400 U STATES					
	141335	182192	364520	483428	3269
WOOL TOPS OIL COMBED	1028589	1250349	1593034	1923158	
100 U KINGDOM	14352	17860	24650	30816	
207 UN SO AFR			9905	10993	
234 AUSTRALIA	482	900	482	900	
400 U STATES					
HAIR TOPS	1043423	1269109	1628071	1965867	3270
400 U STATES	1161	1760	4414	6427	
	1161	1760	4414	6427	
YARNS OR WARPS HAIR FOR MFRERS	36992	30793	87829	74082	3273
100 U KINGDOM	2134	427	6743	1370	
400 U STATES	39126	31220	94572	75452	
YARN MOHAIR FOR PILE FABRICS	1431	3287	3256	7495	3274
100 U KINGDOM	1474	3486	1474	3486	
400 U STATES	2905	6773	4730	10981	
YARNS WOOL FOR 6 OZ FABRICS	13953	26884	53233	106826	3275
100 U KINGDOM			1668	3376	
400 U STATES	13953	26884	54901	110202	
WOOLLEN SPUN YARN	26537	40926	51584	72823	3276
100 U KINGDOM	1016	3874	1016	3874	
306 BELGIUM	5673	9558	6758	12638	
327 FRANCE	560	1846	2513	5353	
400 U STATES	33786	56204	61871	94688	
WORSTED SPUN YARN	101077	166849	218892	365532	3277
100 U KINGDOM	9277	21161	9369	21407	
306 BELGIUM	9227	24701	17324	43792	
327 FRANCE	147	388	1196	3127	
335 GERMANY W	419	1335	498	1585	
344 ITALY			1092	1910	
354 NETHRLNDS			257	755	
376 SWITZRLND	2226	6716	3405	12693	
400 U STATES	122373	221150	252033	450801	
WOOL FAB IN GRAY OVR 4 TO 6 OZ	3960	6844	7128	13345	3281
100 U KINGDOM	3960	6844	7128	13345	
WOOL FAB IN GRAY 4 OZ OR LESS	5234	13432	9751	27503	3282
100 U KINGDOM	5234	13432	9751	27503	
KNITTED FABRICS WOOL N O P	110	239	2081	5531	3283
100 U KINGDOM	11	76	65	416	
327 FRANCE	1543	4725	3219	11000	
400 U STATES	1664	5040	5365	16947	
FLANNELS	69914	168397	118215	310419	3284
100 U KINGDOM	68	230	68	230	
306 BELGIUM	233	1414	233	1414	
344 ITALY	124	416	247	772	
400 U STATES	70339	170457	118763	312835	
FELT CLOTH N O P					3285
OVERCOATINGS	45190	111463	99782	215298	3286
100 U KINGDOM	599	2718	599	2718	
327 FRANCE	1078	1237	2121	4058	
344 ITALY			160	625	
347 JAPAN	528	1414	528	1414	
354 NETHRLNDS	1484	3196	1484	3196	
389 IRELAND	533	1129	680	1551	
400 U STATES	49412	121157	105354	228860	
TWEEDS	120934	303303	229137	572394	3287
100 U KINGDOM	114	426	269	1161	
327 FRANCE					

IMPORTS INTO CANADA FOR CONSUMPTION

Articles and Countries from which Imported	MONTH OF FEBRUARY 1956		TWO MONTHS ENDED FEBRUARY 1956		Class Number
	Quantities	Values (\$)	Quantities	Values (\$)	
344 ITALY			1198	3660	
354 NETHRLNDS			218	472	
376 SWITZRLND			48	342	
389 IRELAND			210	893	
400 U STATES			787	1563	
WORSTEDS AND SERGES	121265	304205	231867	580485	3288
100 U KINGDOM	595900	2056847	1140086	3951842	
234 AUSTRALIA			2568	11736	
306 BELGIUM	433	2885	1195	6343	
317 CZECHO S			1437	4015	
327 FRANCE	5820	30064	9427	52027	
335 GERMANY W	41	112	75	203	
344 ITALY	36196	84999	81770	240025	
347 JAPAN	1758	5761	4033	13293	
354 NETHRLNDS	715	1871	4782	12983	
365 POLAND			198	538	
376 SWITZRLND	621	5173	1060	8566	
386 URUGUAY	393	1530	1519	6580	
400 U STATES	3481	14375	8947	42114	
WOVEN FABRICS N O P WOOL	645358	2203617	1257097	4350265	3289
100 U KINGDOM	105987	249323	165910	398669	
306 BELGIUM	57	148	57	148	
318 DENMARK			330	930	
327 FRANCE	1074	7324	2841	15894	
335 GERMANY W	533	1761	935	2495	
344 ITALY	9375	17196	16957	37086	
354 NETHRLNDS	486	1622	1056	3373	
375 SWEDEN	141	310	141	310	
376 SWITZRLND	266	1743	534	3160	
389 IRELAND			39	87	
400 U STATES	9883	25306	20473	55587	
LUSTRES ITALIAN LININGS	127802	304733	209273	517739	3290
100 U KINGDOM	52	294	234	1191	
WOOL FAB 12 INS WIDE OR LESS	52	294	234	1191	3291
100 U KINGDOM	458	1157	492	1480	
327 FRANCE	75	328	88	386	
400 U STATES			12	84	
WOOL FABRICS CUT PILE PLUSH	533	1485	592	1950	3292
100 U KINGDOM			3270	7420	
335 GERMANY W			103	244	
400 U STATES			251	1159	
BILLIARD CLOTH OF WOOL FABRIC	3624	8823	3624	8823	3293
100 U KINGDOM	1248	4309	4235	15828	
MELTON CLOTH FOR TENNIS BALLS	1248	4309	4235	15828	3294
SLIPPER CLOTH FOR FOOTWEAR	LB				3295
FILTER PRESS CLOTH OF WOOL	LB				3296
CARPETS AXMINSTER IN ROLLS	SQ FT				3301
100 U KINGDOM	90154	47749	219859	115833	
306 BELGIUM	26380	11021	83636	33448	
327 FRANCE			692	385	
335 GERMANY W	12932	7184	14039	7817	
400 U STATES	11041	4964	11255	5100	
CARPETS AXMINSTER SQUARES	140507	70918	329481	162583	3302
100 U KINGDOM	38580	19873	98417	44354	
306 BELGIUM			6464	3140	
327 FRANCE	959	491	959	491	
335 GERMANY W			224	308	
400 U STATES	4485	3681	8159	6406	
CARPET BRUSSELS WILTON IN ROLL	44024	24045	114223	54699	3303
100 U KINGDOM	461302	275314	948981	556323	
306 BELGIUM	872319	406829	1453862	675735	
317 CZECHO S	25218	6888	41167	11360	
327 FRANCE	18235	6893	46245	16784	
335 GERMANY W	26258	15765	55824	34005	
344 ITALY	2251	987	30924	13234	
375 SWEDEN			734	511	
400 U STATES	13222	8146	34959	21255	
CARPET BRUSSELS WILTON SQUARES	1418805	720822	2612696	1329207	3304
100 U KINGDOM	7062	4364	53078	34593	
306 BELGIUM	25377	7941	60990	22217	
318 DENMARK			237	185	
327 FRANCE	27268	14622	29111	15794	
375 SWEDEN			220	142	
400 U STATES	2370	2349	4404	4034	
CARPETS INGRAIN IN ROLLS	62077	29276	148040	76965	3305
100 U KINGDOM	6750	1767	6750	1767	
306 BELGIUM			5607	3341	
372 SPAIN			4233	745	
400 U STATES	1080	661	1080	661	
CARPETS INGRAIN SQUARES	7830	2428	17670	6514	3306
100 U KINGDOM	513	259	8886	3141	

IMPORTS INTO CANADA FOR CONSUMPTION

Articles and Countries from which Imported	MONTH OF FEBRUARY 1956		TWO MONTHS ENDED FEBRUARY 1956		Class Number
	Quantities	Values (\$)	Quantities	Values (\$)	
215 INDIA	3564	926	6383	1529	
306 BELGIUM	5225	2047	20697	8270	
313 CHINA			41383	10494	
347 JAPAN	2051	605	54327	15735	
354 NETHRLNDS			951	338	
	11353	3837	132627	39507	
CARPETS ORIENTAL	SQ FT				3307
100 U KINGDOM	2848	5318	4717	6587	
215 INDIA	74854	68930	161316	157359	
231 HONG KONG			810	969	
313 CHINA	2856	7859	3018	7973	
335 GERMANY W			932	722	
342 IRAN			8755	19960	
353 MOROCCO	353	505	2271	3249	
354 NETHRLNDS			403	878	
400 U STATES	329	835	1276	1695	
	81240	83447	183498	199392	
CARPETS TAPESTRY IN ROLLS	SQ FT				3308
100 U KINGDOM	140	64	3110	873	
306 BELGIUM			726	199	
327 FRANCE	40674	15386	61381	23555	
335 GERMANY W	35285	22124	43390	28083	
	76099	37574	108607	52710	
CARPETS TAPESTRY SQUARES	SQ FT				3309
306 BELGIUM			1035	385	
335 GERMANY W			1718	1143	
			2753	1528	
MATS HEARTH RUGS AND RUNNERS	SQ FT				3310
100 U KINGDOM	286	284	5056	1640	
215 INDIA			8590	1470	
306 BELGIUM	1013	284	1013	284	
400 U STATES	1800	300	4730	1166	
	3099	868	19389	4560	
GLOVES MITTS AND MITTENS WOOL	DZ PR				3320
100 U KINGDOM			4	60	
231 HONG KONG	1991	5053	1991	5053	
344 ITALY			32	148	
347 JAPAN	2539	7942	3597	11173	
359 NORWAY	15	92	15	92	
375 SWEDEN	36	107	36	107	
400 U STATES	332	1321	432	2300	
	4913	14515	6107	18933	
SHAWLS WOOL KNITTED OR WOVEN	LB				3321
100 U KINGDOM	527	1360	2606	6701	
306 BELGIUM	51	281	51	281	
335 GERMANY W	55	263	152	732	
400 U STATES	43	170	43	170	
	676	2074	2852	7884	
SOCKS AND STOCKINGS WOOL	DZ PR				3322
100 U KINGDOM	16065	86428	27995	148498	
327 FRANCE			5	77	
359 NORWAY	20	227	64	525	
400 U STATES	18	246	60	388	
	16103	86901	28124	149488	
UNDERWEAR WOOL KNITTED	LB				3323
100 U KINGDOM	1689	4239	2384	6867	
400 U STATES	130	618	130	618	
	1819	4857	2514	7485	
CLTHNG WVN WOOL WOMENS CHLDRNS	LB				3324
100 U KINGDOM	12642	121503	21887	215329	
215 INDIA	35	100	43	179	
305 AUSTRIA	87	595	102	858	
306 BELGIUM	33	308	33	308	
317 CZECHO S	479	3308	1932	10810	
327 FRANCE	724	12826	1489	21396	
335 GERMANY W	361	1768	421	2346	
344 ITALY	25	1447	25	1447	
354 NETHRLNDS	161	1306	161	1306	
375 SWEDEN	174	1967	199	2491	
376 SWITZRLND	1006	9199	1335	13523	
389 IRELAND	25	252	28	312	
400 U STATES	5057	55746	8324	92826	
	20809	210325	35979	363131	
CLOTHING WOVEN WOOL FABRIC	LB				3325
100 U KINGDOM	1307	11033	2216	17912	
306 BELGIUM	499	1813	499	1813	
317 CZECHO S	48	206	346	1571	
327 FRANCE	135	1415	471	3544	
335 GERMANY W	207	1071	465	2725	
376 SWITZRLND	865	9696	1001	11324	
400 U STATES	612	3763	960	6078	
	3673	28997	5958	44967	
CLTHG WVN WOOL OUTER MENS BOYS	LB				3326
100 U KINGDOM	13522	92635	21297	131948	
231 HONG KONG			18	142	
335 GERMANY W	11	84	340	1570	
344 ITALY			9	84	
376 SWITZRLND			9	127	
389 IRELAND	3	68	3	68	
400 U STATES	1057	6058	1732	9130	
	14593	98845	23408	143069	
CLTHG WOVEN WOOL KNIT INFANTS CHLD	LB				3327
100 U KINGDOM	2066	9843	4523	19553	
306 BELGIUM	232	1186	232	1186	
327 FRANCE	98	406	98	406	
335 GERMANY W			122	663	

IMPORTS INTO CANADA FOR CONSUMPTION

Articles and Countries from which Imported	MONTH OF FEBRUARY 1956		TWO MONTHS ENDED FEBRUARY 1956		Class Number
	Quantities	Values (\$)	Quantities	Values (\$)	
344 ITALY			50	323	
347 JAPAN			1180	2170	
354 NETHRLNDS	93	247	352	1488	
376 SWITZRLND	6	54	18	162	
400 U STATES	219	995	336	1422	
	2714	12731	6911	27373	
CLTHG NOP WOOL KNIT WOMNS GRLS	LB				3328
100 U KINGDOM	25996	211636	50359	412822	
305 AUSTRIA	1175	19402	2308	37748	
306 BELGIUM	68	467	80	539	
327 FRANCE	105	779	192	1213	
335 GERMANY W	48	288	125	697	
344 ITALY	897	14185	1160	17784	
347 JAPAN	2027	10530	13636	38555	
359 NORWAY	19	252	19	252	
375 SWEDEN	12	190	12	190	
376 SWITZRLND	201	1485	231	1838	
400 U STATES	3069	18189	5006	32183	
	33617	277403	73128	543821	
CLTHG NOP WOOL KNIT MENS BOYS	LB				3329
100 U KINGDOM	5694	32976	8891	51817	
305 AUSTRIA	14	124	59	702	
335 GERMANY W			12	50	
344 ITALY			265	2585	
347 JAPAN	403	1012	565	1917	
359 NORWAY	40	689	40	689	
375 SWEDEN	15	271	15	271	
376 SWITZRLND	38	672	38	672	
400 U STATES	69	313	268	1648	
	6273	36057	10153	60351	
BELTING OF CAMELS HAIR	LB				3341
100 U KINGDOM	399	873	1252	2580	
	399	873	1252	2580	
BLANKETS N O P WOOL	LB				3342
100 U KINGDOM	20212	30326	47831	76458	
344 ITALY			86	66	
400 U STATES	5914	8150	10531	14986	
	26126	38476	58448	91510	
FELT PRESSED	LB				3343
100 U KINGDOM	1423	3464	1626	3977	
306 BELGIUM	110	273	110	273	
335 GERMANY W	593	1216	593	1216	
400 U STATES	964	1169	6820	15158	
	3090	6122	9149	20624	
RUGS RAILWAY STEAMER AND AUTO	LB				3344
100 U KINGDOM	4797	8143	6354	10767	
306 BELGIUM	5897	1478	5897	1478	
318 DENMARK			180	302	
344 ITALY	12725	7178	12725	7178	
400 U STATES	138	355	138	355	
	23557	17154	25294	20080	
WOOL MANUFACTURES N O P	LB				3345
100 U KINGDOM	1267	4662	5113	10060	
305 AUSTRIA			18	179	
306 BELGIUM			365	871	
354 NETHRLNDS	125	484	780	2314	
376 SWITZRLND	210	408	243	660	
400 U STATES	25942	25413	36965	43576	
	27544	30967	43484	57660	
YARN SYNTHETIC ACETATE SINGLES	LB				3360
100 U KINGDOM	2708	1629	5208	3134	
400 U STATES	3354	3789	3851	4127	
	6062	5418	9059	7261	
YARNS SYNTHETIC SINGLES N O P	LB				3361
100 U KINGDOM	23289	12968	44120	25422	
335 GERMANY W	2000	2477	2992	3937	
400 U STATES	23750	20867	37847	30616	
	49039	36312	84959	59975	
YARNS THREADS SYNTHETIC N O P	LB				3362
100 U KINGDOM	3290	4418	5686	7290	
327 FRANCE	2097	3595	2494	4164	
335 GERMANY W	3809	6329	7733	11427	
344 ITALY			305	386	
354 NETHRLNDS	5726	5044	12224	10633	
376 SWITZRLND	6876	6407	16569	15702	
400 U STATES	176099	236775	349520	492401	
	197897	262568	394531	542003	
YARN SYNTHETIC FDR PILE FABRIC	LB				3363
YARNS SYNTHETIC ACETATE TWIST	LB				3364
100 U KINGDOM			42	73	
400 U STATES	27453	33716	60733	91271	
	27453	33716	60775	91344	
STAPLE FIBRES SYNTHETIC	LB				3365
100 U KINGDOM	877168	266345	1253814	375266	
305 AUSTRIA			15051	3838	
327 FRANCE			184	270	
335 GERMANY W	48232	21366	59766	27262	
344 ITALY	5441	1681	8375	2598	
376 SWITZRLND	207	220	207	220	
400 U STATES	372246	361410	843978	852586	
	1303294	651022	2181375	1262040	
TOPS OF SYNTHETIC FIBRES	LB				3366
100 U KINGDOM	8668	3892	37256	16264	
335 GERMANY W	49226	28051	92730	53028	
400 U STATES	50168	63215	55937	69347	
	108062	95158	185923	138639	

IMPORTS INTO CANADA FOR CONSUMPTION

Articles and Countries from which Imported	MONTH OF FEBRUARY 1956		TWO MONTHS ENDED FEBRUARY 1956		Class Number
	Quantities	Values (\$)	Quantities	Values (\$)	
WASTE SHORT FIBRE SYNTHETIC	LB				3367
100 U KINGDOM	17759	7295	18070	7567	
306 BELGIUM	1000	790	1000	790	
327 FRANCE			700	633	
400 U STATES	99339	69337	219250	124630	
	118098	77422	239020	133620	
YARNS FROM POLYAMIDES NYLON	LB				336B
100 U KINGDOM	231	712	264	806	
327 FRANCE	194	427	548	1598	
400 U STATES	19553	72409	43645	151880	
	19978	73548	44457	154284	
YARN SYNTHETIC FOR TIRE FABRIC	LB				3369
316 CUBA	420966	237237	803448	459076	
400 U STATES	314105	199681	620780	392367	
	735071	436918	1424228	851443	
KNITTED FABRIC SYNTHETIC FIBRE	LB				3371
100 U KINGDOM	12052	14704	14105	17602	
376 SWITZRLND	95	373	95	373	
400 U STATES	31276	74304	57921	147346	
	43423	89381	72121	165321	
FABRICS SYNTHETIC FIBRE N O P	LB				3372
100 U KINGDOM	50764	80511	81522	127253	
234 AUSTRALIA	200	787	200	787	
305 AUSTRIA	1458	1593	1458	1593	
306 BELGIUM	5771	7561	7251	10457	
317 CZECHO S	1367	864	1367	864	
327 FRANCE	3188	11330	5361	20086	
335 GERMANY W	33974	57947	105196	160901	
344 ITALY	20368	33329	36971	58168	
347 JAPAN	9033	12267	11980	20610	
354 NETHRLNDS	3585	4807	5263	8065	
375 SWEDEN	189	1477	511	2221	
376 SWITZRLNO	1192	6871	2469	13975	
400 U STATES	631332	1616705	1295559	3301991	
	762421	1836049	1555108	3726971	
RIBBONS OF SYNTHETIC FIBRES	LB				3373
100 U KINGDOM	179	797	380	2047	
327 FRANCE	1886	8673	2144	10334	
335 GERMANY W	12	244	142	1968	
344 ITALY			382	488	
347 JAPAN	7254	7476	14010	15121	
376 SWITZRLNO	1030	5665	2767	14629	
400 U STATES	36671	76076	60527	134734	
	47032	98931	80352	179321	
STOCKINGS NYLON WOMENS	DZ PR				3376
100 U KINGDOM	13368	89239	21696	146927	
305 AUSTRIA			49	349	
327 FRANCE	15	154	48	403	
335 GERMANY W	112	775	307	2428	
344 ITALY	552	3307	727	4327	
347 JAPAN	520	2215	520	2215	
354 NETHRLNDS	100	713	275	1975	
400 U STATES	16471	105936	31098	206222	
	31138	202339	54720	364846	
STOCKINGS SYNTHETIC MENS BOYS	DZ PR				3378
100 U KINGDOM	502	3518	536	3744	
327 FRANCE	9	65	9	65	
400 U STATES	11804	56144	17058	82562	
	12315	59727	17603	86371	
STOCKINGS SYNTHETIC FIBRE N O P	DZ PR				3379
100 U KINGDOM	2372	5468	4796	8976	
335 GERMANY W			10	78	
400 U STATES	4915	19051	6642	24993	
	7287	24519	11448	34047	
GLOVES OF SYNTHETIC FIBRES	DZ PR				3380
100 U KINGDOM	133	1447	183	2099	
231 HONG KONG	8076	27221	12113	37629	
327 FRANCE	12	128	84	265	
335 GERMANY W	620	4270	6088	26143	
344 ITALY	300	2171	324	2352	
347 JAPAN	35548	119783	76217	247860	
400 U STATES	1744	23918	2738	37307	
	46433	178938	97747	353655	
CLOTHING N O P WOVEN SYNTH FIBRE	DZ				3383
100 U KINGDOM	10453	4708	16167	6832	
231 HONG KONG	8270	1314	14894	2331	
305 AUSTRIA	1146	1159	1146	1159	
313 CHINA			408	240	
327 FRANCE	10838	4871	15351	8928	
335 GERMANY W	5936	1380	23633	4186	
344 ITALY	8992	7043	19201	11037	
347 JAPAN	709837	64860	1195164	120762	
375 SWEDEN			250	213	
376 SWITZRLNO	2169	1755	2981	2750	
400 U STATES	687092	167075	1133804	291167	
	1444733	254165	2422999	449605	
DRESSES WVN SYNT WOMENS CHLONS	N O				3384
100 U KINGDOM	149	4623	228	7188	
306 BELGIUM	6	60	6	60	
327 FRANCE	100	3018	143	5171	
344 ITALY	6	1660	6	1660	
354 NETHRLNOS	24	436	24	436	
375 SWEDEM			4	205	
376 SWITZRLNO	35	1619	45	2002	
400 U STATES	29425	174830	52632	302858	
	29745	186246	53088	319580	

IMPORTS INTO CANADA FOR CONSUMPTION

Articles and Countries from which Imported	MONTH OF FEBRUARY 1956		TWO MONTHS ENDED FEBRUARY 1956		Class Number
	Quantities	Values (\$)	Quantities	Values (\$)	
UNDERWEAR KNITTED SYNTHETIC	LB				3385
100 U KINGDOM	1775	4556	1837	4701	
347 JAPAN	642	642	642	642	
400 U STATES	2672	7476	7047	18885	
	5089	12674	9526	24228	
CLTHG SYNT FIB KNIT INFTS CHLD	LB				3386
100 U KINGDOM	2352	6245	2555	6551	
347 JAPAN	800	566	1011	1216	
400 U STATES	1409	5541	1791	6823	
	4561	12352	5357	14590	
CLTHG SYNT FIB KNIT WOMNS GRLS	LB				3387
100 U KINGDOM	149	1000	1129	3600	
305 AUSTRIA	141	1716	141	1716	
344 ITALY	25	229	25	229	
400 U STATES	7096	33344	12435	57339	
	7411	36289	13730	62884	
CLTHG SYNTH FIB KNIT MENS BOYS	LB				3388
100 U KINGDOM	235	491	841	2339	
347 JAPAN	4891	3637	6350	4858	
400 U STATES	1601	5066	2562	7030	
	6727	9194	9753	14227	
CURTAINS OF SYNTHETIC FIBRE	OZ				3390
100 U KINGDOM	24144	3138	36736	4818	
400 U STATES	645627	115094	1483816	259429	
	669771	118232	1520552	264247	
HANDKERCHIEFS SYNTHETIC FIBRE	OZ				3391
347 JAPAN	40560	1482	117900	6110	
376 SWITZRLND	809	546	809	546	
400 U STATES	56	67	792	892	
	41425	2095	119501	7548	
SYNTHETIC FIBRE MANUFACTRS NOP	OZ				3392
100 U KINGDOM	229433	22232	362329	35422	
215 INDIA	1176	141	1176	141	
231 HONG KONG			2125	473	
306 BELGIUM	1952	190	4240	416	
327 FRANCE	7820	2373	15785	4625	
335 GERMANY W	1485	614	12022	2258	
344 ITALY	17161	1322	88612	5529	
347 JAPAN	541857	23820	768961	35911	
354 NETHRLNDS			288	210	
375 SWEDEN	1608	1040	2762	1690	
376 SWITZRLND	4624	1299	10190	2885	
400 U STATES	2231820	260810	3833506	477131	
	3038936	313841	5107996	566691	
SYNTH FIBRE FOR ELEC APPARATUS	OZ				3393
100 U KINGDOM	8496	1324	13160	2036	
400 U STATES	24508	4245	52398	10083	
	33004	5569	65558	12119	
HAIR CLOTH					3401
100 U KINGDOM		4503		7617	
400 U STATES		966		1186	
		5469		8803	
FILTER PRESS CLOTH OF HAIR					3402
KAPOK	CWT				3411
355 INDONESIA	220	8027	220	8027	
400 U STATES	153	7212	393	17171	
	373	15239	613	25198	
MANILA FIBRE	CWT				3412
315 C RICA	861	14904	861	14904	
339 HONDURAS	300	5850	600	11775	
364 PHIL	1085	20012	5230	86835	
400 U STATES	286	5884	863	16548	
	2532	46650	7554	130062	
SISAL ISTLE TAMPICO FIBRE	CWT				3413
203 B E AFR	3537	35400	17480	170515	
309 BRAZIL	18753	171263	40644	364335	
320 DOM REP	4480	47925	6720	70325	
338 HAITI	10527	99280	19853	188521	
352 MEXICO	197	2287	237	3906	
394 PORT E AF	4002	41053	6242	63971	
400 U STATES	718	10555	3508	41861	
	42214	407763	94684	903434	
VEGETABLE FIBRE N O P	CWT				3414
100 U KINGDOM			5	260	
215 INDIA	760	3902	760	3902	
231 HONG KONG			28	770	
333 MADAGASCR			297	7327	
400 U STATES	140	3508	269	6402	
	900	7410	1359	18661	
BALER TWINE	CWT				3420
100 U KINGDOM	2000	32043	2010	32199	
352 MEXICO	1682	19530	1922	22194	
400 U STATES	20	344	24	399	
	3702	51917	3956	54792	
GRASSES SEAWEED MOSSES BAGASSE					3421
100 U KINGDOM		846		2034	
231 HONG KONG				325	
327 FRANCE		151		151	
335 GERMANY W				233	
344 ITALY				1530	
347 JAPAN		1988		3134	
359 NORWAY		609		609	
400 U STATES		16796		32469	
		20390		40485	

IMPORTS INTO CANADA FOR CONSUMPTION

Articles and Countries from which Imported	MONTH OF FEBRUARY 1956		TWO MONTHS ENDED FEBRUARY 1956		Class Number
	Quantities	Values (\$)	Quantities	Values (\$)	
BINDER TWINE 335 GERMANY W	CWT		10	125	3422
			10	125	
COIR AND COIR YARN	CWT				3423
100 U KINGDOM	7	163	7	163	
215 INDIA	1170	9771	3015	29294	
217 CEYLON	115	1437	115	1437	
	1292	11371	3137	30894	
MATS RUGS N O P OF COCOA FIBRE	SQ YD				3424
215 INDIA	3966	2589	11939	6645	
354 NETHRLNDS	1094	1336	1094	1336	
	5060	3925	13033	7981	
STRAW OR PAPER CARPETING RUGS					3425
100 U KINGDOM		333		821	
231 HONG KONG		1347		1577	
347 JAPAN		5703		5703	
400 U STATES		38465		43804	
		45848		51905	
VEGETABLE FIBRES FOR BRUSHES	CWT				3428
100 U KINGDOM			42	729	
215 INDIA	22	279	22	279	
304 ARGENTINA			1	99	
306 BELGIUM	48	952	68	1534	
352 MEXICO	7	371	116	4674	
400 U STATES	352	14746	1137	53005	
	429	16348	1386	60320	
MATS CUT PILE OF COCOA FIBRE	SQ FT				3429
215 INDIA	34815	6063	128927	21998	
	34815	6063	128927	21998	
WASTE FOR FURTHER PREPARATION	CWT				3451
100 U KINGDOM	872	9851	1637	28702	
215 INDIA	829	6048	929	7106	
216 PAKISTAN			401	2609	
231 HONG KONG	115	679	115	679	
234 AUSTRALIA			257	6006	
236 NEW ZEAL	106	1206	106	1206	
309 BRAZIL			1147	20323	
313 CHINA			115	757	
335 GERMANY W	999	13051	999	13051	
338 HAITI	681	5236	1360	10061	
344 ITALY			342	2832	
347 JAPAN	350	4045	350	4045	
354 NETHRLNDS	221	2153	221	2153	
376 SWITZRLND			664	1574	
400 U STATES	28726	330177	52298	597515	
	32899	372446	60941	698619	
WASTE FOR WIPING RAGS N O P	CWT				3452
100 U KINGDOM	357	13388	468	17239	
234 AUSTRALIA			44	2031	
236 NEW ZEAL	8	117	8	117	
335 GERMANY W	344	3283	344	3283	
354 NETHRLNDS	95	1444	137	2117	
400 U STATES	46284	345970	83812	593537	
	47088	364202	84813	618324	
WASTE GARNETTED READY FOR USE	LB				3453
100 U KINGDOM	3067	1419	3276	1602	
327 FRANCE	2500	3675	2742	4075	
347 JAPAN			10000	1162	
400 U STATES	96166	15992	284992	43278	
	101733	21086	301010	50117	
BATTS BATTING WADDING N O P	LB				3454
400 U STATES	19016	12577	47888	28282	
	19016	12577	47888	28282	
FISH NETS NETTINGS COMMERCIAL	LB				3460
100 U KINGDOM	62219	101903	127909	194441	
335 GERMANY W	955	931	955	931	
347 JAPAN	61690	58080	138161	147425	
354 NETHRLNDS	10271	7240	13222	9057	
400 U STATES	10801	30877	16341	54397	
	145936	199031	296588	406251	
FISHING LINES COMMERCIAL	LB				3461
100 U KINGDOM	29676	24778	53423	39632	
318 DENMARK	12331	2626	12331	2626	
335 GERMANY W	8164	10224	18836	15851	
344 ITALY	5995	4662	5995	4662	
347 JAPAN	1150	1045	6716	12269	
354 NETHRLNDS	5879	2627	9209	3537	
400 U STATES	35108	54661	84924	123494	
	98303	100623	191434	202071	
CORDAGE MANILA OVER 1 IN CIRC	LB				3463
100 U KINGDOM	165138	37194	281639	64104	
352 MEXICO	6001	959	6001	959	
364 PHIL	12692	2166	12692	2166	
400 U STATES	622	221	1152	568	
	184453	40540	301484	67797	
CORDAGE COMMERCIAL FISH NET	LB				3464
100 U KINGDOM	245151	60566	412442	99452	
306 BELGIUM	15648	3295	59914	12424	
318 DENMARK	11807	3280	29499	7358	
335 GERMANY W	3527	4188	3527	4188	
347 JAPAN	3019	5742	3019	5742	
352 MEXICO	11051	1765	11051	1765	
354 NETHRLNDS	40233	8866	148285	29218	
364 PHIL	14581	2488	14581	2488	
400 U STATES	25724	26718	38272	36840	
	370741	116908	720590	199475	

IMPORTS INTO CANADA FOR CONSUMPTION

Articles and Countries from which Imported	MONTH OF FEBRUARY 1956		TWO MONTHS ENDED FEBRUARY 1956		Class Number
	Quantities	Values (\$)	Quantities	Values (\$)	
CORDAGE OVER 1 INCH NOP	LB				3465
100 U KINGDOM	23334	6480	59808	16828	
400 U STATES	11666	4664	30494	6741	
	35000	11144	90302	23569	
COTTON FABRIC RUBBERIZED	LB				3472
100 U KINGDOM	353	274	1079	653	
400 U STATES	26078	17673	45190	34347	
	26431	17947	46269	35000	
COTTON WINDOW SHADE CLOTH	LB				3473
400 U STATES	1027	1504	3294	5171	
	1027	1504	3294	5171	
COTTON FABRICS COATED N O P	LB				3474
100 U KINGDOM	70784	33721	114382	62142	
306 BELGIUM	3740	4424	3740	4424	
327 FRANCE			225	208	
335 GERMANY W	1484	900	1727	1181	
347 JAPAN	17940	3395	35940	8095	
400 U STATES	278694	309254	700879	701860	
	372642	351694	856893	777910	
ARTISTS CANVAS COATED PREPARED					3475
100 U KINGDOM		84		84	
306 BELGIUM				209	
400 U STATES		2934		3991	
		3018		4284	
CANVAS FLAX FOR TENTS AWNINGS	LB				3476
100 U KINGDOM	4791	3162	6597	4257	
400 U STATES			54	82	
	4791	3162	6651	4339	
FABRICS JUTE COATED	LB				3478
100 U KINGDOM	1039	386	1240	500	
354 NETHRLNDS	1530	688	1530	688	
400 U STATES	5802	2443	15652	6240	
	8371	3517	18422	7428	
FABRICS VEG FIBRE COATED	LB				3479
100 U KINGDOM	668	793	12118	8453	
400 U STATES	13225	17525	30912	36260	
	13893	18318	43030	44713	
FABRICS FOR BRATTICE CLOTH	LB				3480
100 U KINGDOM	36303	6944	160679	24052	
400 U STATES	1770	394	3025	727	
	38073	7338	163704	24779	
FABRICS SILK COATED	LB				3481
400 U STATES	316	3545	712	6273	
	316	3545	712	6273	
FABRICS WOOL COATED	LB				3483
100 U KINGDOM	5156	2337	12628	5642	
306 BELGIUM	176	320	879	2483	
400 U STATES	9757	6542	33514	22875	
	15089	9199	47021	31000	
FABRICS SYNTHETIC FIBRE COATED	LB				3484
100 U KINGDOM			6489	2642	
306 BELGIUM	42032	45490	86898	95701	
327 FRANCE	2005	3904	3314	6377	
400 U STATES	151212	237755	349764	547186	
	195249	287149	446465	651906	
OILCLOTH FLOOR LINOLEUM	LB				3485
100 U KINGDOM	2243127	304389	4266095	587811	
400 U STATES	1077873	199857	2114917	381575	
	3321000	504246	6381012	969386	
OILCLOTH CARRIAGE SHELF TABLE	LB				3486
100 U KINGDOM	5763	3737	26396	18986	
400 U STATES	79891	62328	164493	119102	
	85654	66065	190889	138088	
TYPEWRITER RIBBONS	LB				3487
100 U KINGDOM	1132	2769	2709	6239	
335 GERMANY W	23	1200	23	1200	
400 U STATES	90	923	369	3539	
	1245	4892	3101	10978	
FABRICS COTTON TO COVER RUBBER	LB				3488
100 U KINGDOM	13013	18155	23229	31551	
400 U STATES	309	460	309	460	
	13322	18615	23538	32011	
CORD TIRE FABRICS SYNTH FIBRE	LB				3489
316 CUBA			41628	28515	
400 U STATES	15903	13161	80115	83009	
	15903	13161	121743	111524	
LACE EMBROIDERIES BOBBINET NOP	LB				3501
100 U KINGDOM	3644	22856	5752	33763	
215 INDIA			364	780	
231 HONG KONG	476	701	824	1550	
305 AUSTRIA			136	486	
306 BELGIUM	23	279	23	279	
327 FRANCE	5503	56976	14092	119343	
335 GERMANY W	58	553	87	774	
347 JAPAN	1466	2420	2202	4624	
354 NETHRLNDS			100	477	
367 AZORES			12	211	
376 SWITZRLND		957	305	2373	
400 U STATES	25101	141192	47787	265287	
	36392	225934	71684	429947	
CORSETS GIROLES BRASSIERES					3510
100 U KINGDOM		117		680	
347 JAPAN		17277		26433	
400 U STATES		94845		171539	
		112239		198652	
BRACES OR SUSPENDERS AND PARTS					3511
100 U KINGDOM		1331		2576	

IMPORTS INTO CANADA FOR CONSUMPTION

Articles and Countries from which Imported	MONTH OF FEBRUARY 1956		TWO MONTHS ENDED FEBRUARY 1956		Class Number
	Quantities	Values (\$)	Quantities	Values (\$)	
335 GERMANY W		3622		6550	
344 ITALY		53		53	
400 U STATES		11602		16142	
		16608		25321	
CHURCH VESTMENTS ANY MATERIAL					3512
100 U KINGDOM		789		1113	
306 BELGIUM		82		82	
327 FRANCE		4455		7991	
344 ITALY		146		302	
400 U STATES		4115		11387	
		9587		20875	
GARMENTS KNITTED N O P	LB				3514
100 U KINGDOM	70	485	70	485	
335 GERMANY W	1273	2302	4238	5979	
344 ITALY	8	170	27	472	
400 U STATES	74	252	98	342	
	1425	3209	4433	7278	
GLOVES MITTS AND MITTENS N O P	DZ PR				3515
100 U KINGDOM	54	535	189	1789	
347 JAPAN	192	403	192	403	
400 U STATES	521	3934	1326	10350	
	767	4872	1707	12542	
BERETS OF WOOL KNITTED FULLED	DOZ				3516
100 U KINGDOM	999	5220	1883	8337	
327 FRANCE	171	711	221	926	
	1170	5931	2104	9263	
CAPS BONNETS BERETS N O P	DOZ				3517
100 U KINGDOM	2505	14293	3533	23034	
306 BELGIUM	11	54	11	54	
318 DENMARK	30	146	30	146	
327 FRANCE	25	104	338	1498	
335 GERMANY W	18	143	53	1061	
344 ITALY			6	165	
347 JAPAN	14413	33518	32221	59591	
359 NORWAY	25	330	25	330	
400 U STATES	17601	77723	26643	110576	
	34628	126311	62860	196455	
HATS OF FUR FELT MENS	DOZ				3518
100 U KINGDOM	388	18524	410	19811	
344 ITALY	46	3526	46	3526	
400 U STATES	2	179	2	179	
	436	22229	458	23516	
HATS OF WOOL FELT	DOZ				3519
100 U KINGDOM	8	147	8	147	
400 U STATES	150	2709	277	4768	
	158	2856	285	4915	
HATS OF FUR FELT WOMENS	DOZ				3520
100 U KINGDOM	72	3422	77	3655	
318 DENMARK	1	146	1	146	
327 FRANCE	1	84	33	1394	
344 ITALY			2	65	
400 U STATES	9	261	52	1661	
	83	3913	165	6921	
HATS N O P	DOZ				3521
100 U KINGDOM	8	723	23	2016	
327 FRANCE	73	11012	77	11507	
335 GERMANY W			12	173	
344 ITALY	40	412	40	412	
347 JAPAN			860	579	
376 SWITZRLND	37	898	216	1754	
400 U STATES	8243	179236	14156	319590	
	8401	192281	15384	336031	
FIREMENS SAFETY HELMETS					3522
100 U KINGDOM				980	
400 U STATES		38806		88700	
		38806		89680	
KNITTED GOODS N O P	LB				3524
100 U KINGDOM	3910	4827	9135	10453	
400 U STATES	10963	18228	26879	46816	
	14873	23055	36014	57269	
UNDERWEAR N O P KNITTED	LB				3525
CHENILLE YARNS AND CORDS	LB				3548
327 FRANCE			124	239	
347 JAPAN	1726	770	1726	770	
400 U STATES	25	122	25	122	
	1751	892	1875	1131	
USED BAGS OF VEGETABLE FIBRE					3550
400 U STATES		4536		11113	
		4536		11113	
BELTING N O P	LB				3551
100 U KINGDOM	308	610	344	678	
400 U STATES	6251	11092	12105	22389	
	6559	11702	12449	23067	
BLANKETS FOR PRINTING PRESSES					3552
100 U KINGDOM		4210		4496	
400 U STATES		36701		79196	
		40911		83692	
BRAIDS CORDS FRINGES NOP					3553
100 U KINGDOM		1711		4438	
327 FRANCE		331		914	
335 GERMANY W		890		1003	
347 JAPAN		1456		3901	
376 SWITZRLND		395		959	
400 U STATES		78833		161584	
		83616		172799	

IMPORTS INTO CANADA FOR CONSUMPTION

57

Articles and Countries from which Imported	MONTH OF FEBRUARY 1956		TWO MONTHS ENDED FEBRUARY 1956		Class Number
	Quantities	Values (\$)	Quantities	Values (\$)	
CARPETS N O P					
100 U KINGDOM	SQ FT 22687	3688	82365	13501	3554
215 INDIA	615	246	1479	635	
306 BELGIUM	88750	18981	163684	35129	
318 DENMARK	178	157	555	385	
327 FRANCE			3103	1888	
335 GERMANY W	90	52	90	52	
344 ITALY	14471	2908	28041	6030	
347 JAPAN	4642	1147	132042	26744	
354 NETHRLNDS	7992	1305	10594	2221	
400 U STATES	254382	108007	601144	257557	
	393807	136491	1023097	344142	
CRAPES BLACK MOURNING					3556
CURTAINS N O P					
100 U KINGDOM		263		263	3557
400 U STATES		4728		10192	
		4991		10455	
FELT ADHESIVE FOR VESSELS					3558
100 U KINGDOM		1438		1797	
		1438		1797	
HAT BRAIDS NOT OVER 6 INCHES					3559
344 ITALY				1365	
376 SWITZRLND		55870		119610	
400 U STATES		21157		29476	
		77027		150451	
HAT SWEATS CAP PEAKS AND BANDS					3560
100 U KINGDOM		131		706	
306 BELGIUM		83		83	
376 SWITZRLND		482		482	
400 U STATES		47656		105550	
		48352		106821	
HOODS AND SHAPES OF FUR FELT	DOZ				3561
100 U KINGDOM	4	87	8	172	
317 CZECHOS	629	12347	699	13451	
327 FRANCE	24	517	35	690	
344 ITALY	7	115	54	1078	
400 U STATES	66	741	83	1283	
	730	13807	879	16674	
HOODS AND SHAPES OF WOOL FELT	DOZ				3562
HOODS AND SHAPES KNITTED	DOZ				3563
321 ECUADOR	286	2574	605	5836	
344 ITALY	1285	2908	1971	7427	
347 JAPAN	200	620	600	1693	
352 MEXICO			2220	1659	
355 INDONESIA	3000	1772	3000	1772	
376 SWITZRLND	140	2576	417	7024	
400 U STATES	2886	31456	6484	57599	
	7797	41906	15297	83010	
HOODS AND SHAPES N O P	DOZ				3564
327 FRANCE	4	705	4	705	
376 SWITZRLND	72	1564	216	4164	
400 U STATES	653	4198	1102	7292	
	729	6467	1322	12161	
MATERIALS FOR HAT BRAIDS					3565
400 U STATES		85		249	
		85		249	
SURGICAL DRESSINGS					3566
100 U KINGDOM		35518		53612	
335 GERMANY W		1255		6360	
400 U STATES		67364		122976	
		104137		182948	
ELASTIC WEBBING WOVEN FOR MFRS	LB				3567
100 U KINGDOM	403	576	841	1540	
335 GERMANY W			714	2374	
344 ITALY			2177	3870	
347 JAPAN	17498	12042	23410	17713	
354 NETHRLNDS			66	154	
400 U STATES	7331	19486	12594	36647	
	25232	32104	39802	62298	
ELASTIC WEBBING WOVEN N O P	LB				3568
100 U KINGDOM			956	1311	
335 GERMANY W		303	1083	1771	
344 ITALY	1714	3095	2421	4950	
347 JAPAN	10523	9073	18946	15478	
354 NETHRLNDS			780	1647	
400 U STATES	13434	25200	23285	49573	
	25921	37671	47471	74730	
WINDOW SHADES ON ROLLERS N O P					3569
400 U STATES		923		2062	
		923		2062	
CORDED RIBBONS FOR MENS HATS	LB				3570
400 U STATES	3372	16539	7883	34699	
	3372	16539	7883	34699	
NONELASTIC FABRICS FOR GARTERS	LB				3571
400 U STATES			256	527	
			256	527	
FABRICS FOR CARD CLOTHING	LB				3572
100 U KINGDOM			420	525	
400 U STATES	8154	5772	10060	9885	
	8154	5772	10480	10410	
FIBRE OR TEXTILE PRODUCTS N O P					3573
100 U KINGDOM		1201		2392	
344 ITALY		172		1083	
347 JAPAN		549		549	

IMPORTS INTO CANADA FOR CONSUMPTION

Articles and Countries from which Imported	MONTH OF FEBRUARY 1956		TWO MONTHS ENDED FEBRUARY 1956		Class Number
	Quantities	Values (\$)	Quantities	Values (\$)	
376 SWITZRLND		86		86	
400 U STATES		8894		17662	
		10902		21772	
BRAIDED CORD 1 IN CIRC OR LESS	LB				3574
100 U KINGDOM	326	255	1026	1700	
400 U STATES	5254	3766	9619	7439	
	5580	4021	10645	9139	
ELASTIC WEBBING BRAIDED	LB				3576
100 U KINGDOM	445	596	2612	3443	
335 GERMANY W			19	51	
344 ITALY	617	1130	862	1434	
347 JAPAN	3753	24692	52125	33910	
354 NETHRLNDS	488	898	706	1375	
400 U STATES	6209	16967	15175	37914	
	45512	44283	71499	78127	

IMPORTS INTO CANADA FOR CONSUMPTION

Articles and Countries from which Imported	MONTH OF FEBRUARY 1956		TWO MONTHS ENDED FEBRUARY 1956		Class Number
	Quantities	Values (\$)	Quantities	Values (\$)	
<u>GROUP 4</u>					
WOOD WOOD PRODUCTS AND PAPER					
CANE REED OR RATTAN					4002
215 INDIA		209		209	
231 HONG KONG		2005		3532	
335 GERMANY W		1620		1620	
400 U STATES		2861		4973	
		6695		10334	
OSIERS WILLOWS AND BAMBOOS					4003
347 JAPAN		4487		6808	
367 AZORES		348		348	
400 U STATES		398		710	
		5233		7866	
CORKWOOD UNMANUFACTURED					4011
366 PORTUGAL		398		398	
400 U STATES		287		287	
		685		685	
FENCE POSTS					4021
400 U STATES	NO				
	884	439	3347	1745	
	884	439	3347	1745	
HICKORY BILLETS					4022
400 U STATES		11877		22585	
		11877		22585	
POLES TELEGRAPH AND PILING					4024
400 U STATES	NO				
	8240	268107	10147	370290	
	8240	268107	10147	370290	
RAILWAY TIES					4025
381 ALASKA	NO				
400 U STATES		928	356	928	
		3219	12054	33513	
		3575	12410	34441	
LOGS ROUND UNMANUFACTURED NOP					4026
400 U STATES	M FT				
		34557	56631	2643357	
		34557	56631	2643357	
HANDLE SHINGLE BOLTS FELLOES					4032
400 U STATES		5281		20521	
		5281		20521	
HUB LAST WAGON OAR GUN BLOCKS					4033
100 U KINGDOM		265		265	
400 U STATES		32301		55568	
		32566		55833	
WOOD TEN PIN BLOCKS ROUGH					4034
TEAK AMARANTH TROPICAL WOODS					4041
100 U KINGDOM				640	
221 B GUIANA				2923	
234 AUSTRALIA		1067		12101	
309 BRAZIL		4138		4800	
328 FR AFRICA		4800		1581	
337 GUATEMALA				3471	
347 JAPAN				690	
363 PERU				12977	
364 PHIL				4101	
400 U STATES		22139		37544	
		32144		80828	
ASH WHITE					4042
400 U STATES	M FT				
		133	282	42986	
		133	282	42986	
CEDAR					4043
400 U STATES	M FT				
		235	456	68512	
		235	456	68512	
CHESTNUT					4044
FIR					4045
381 ALASKA	M FT				
400 U STATES			1	60	
		4512	7848	729531	
		4512	7849	729591	
GUMWOOD					4046
234 AUSTRALIA	M FT				
400 U STATES			5	1255	
		15	48	4707	
		15	53	5962	
HEMLOCK					4047
400 U STATES	M FT				
		623	973	67432	
		623	973	67432	
HICKORY					4048
400 U STATES	M FT				
		41	68	11718	
		41	68	11718	
MANOGANY					4049
210 G COAST	M FT				
328 FR AFRICA		38	39	7731	
347 JAPAN			475	61358	
364 PHIL		224	508	87659	
400 U STATES		110	219	40726	
		73	239	61263	
		445	1480	258737	
OAK					4050
347 JAPAN	M FT				
400 U STATES		12	110	24178	
		4611	8464	1163865	
		4623	8574	1188043	

IMPORTS INTO CANADA FOR CONSUMPTION

Articles and Countries from which Imported	MONTH OF FEBRUARY 1956		TWO MONTHS ENDED FEBRUARY 1956		Class Number
	Quantities	Values (\$)	Quantities	Values (\$)	
PINE SOUTHERN YELLOW OR PITCH 400 U STATES	M FT 410	70917	615	103367	4051
PINE WHITE OR OTHER N O P 309 BRAZIL 339 HONDURAS 400 U STATES	M FT 48 2645 2693	6962 242518 249480	83 22 4745 4850	106446 2946 429193 442785	4052
POPLAR 400 U STATES	M FT 445	56755	731	92338	4053
REDWOOD 400 U STATES	M FT 103	20612	153	29451	4054
WALNUT 400 U STATES	M FT 148	38099	299	84519	4055
LUMBER AND TIMBER HARDWOOD NOP 347 JAPAN 400 U STATES	M FT 16 1852 1868	2978 201539 204517	16 3521 3537	2978 370818 373796	4056
LUMBER AND TIMBER N O P 400 U STATES	M FT 934	66493	1152	84518	4057
HARDWOOD FLOORING 354 NETHRLNDS 400 U STATES	M FT 1205	180136	3 2610	1166 395453	4058
PINE PONDEROSA AND SUGAR 400 U STATES	M FT 2189	272028	3854	463628	4059
LATHS	M				4071
PICKETS PLAIN	M				4072
PLYWOOD GLUED OR CEMENTED 326 FINLAND 327 FRANCE 335 GERMANY W 344 ITALY 347 JAPAN 365 POLAND 375 SWEDEN 400 U STATES		1404 26218 1110 182 53213 45809 127936		1481 39727 2786 182 169928 5150 4778 76440 299972	4073
SHINGLES OF WOOD 400 U STATES	RF SQ 2518	13011	4339	17840	4074
VENEERS OF ROSEWOOD ETC 327 FRANCE 347 JAPAN 400 U STATES		5679 3845 24364 33888		8559 3845 64021 76425	4075
VENEERS OF WOOD N O P 307 BEL CONGO 400 U STATES		2823 189025 191848		25329 278838 304167	4076
VENEERS OF WOOD TAPED JOINTED 400 U STATES		1346 1346		3523 3523	4077
VENEERS AUSTRALIAN BLACKWOOD 400 U STATES		3496 3496		3496 3496	4078
PLYWOOD FACED WITH METAL 335 GERMANY W 344 ITALY 400 U STATES		3701		3701 1880 3929 9510	4079
BARK CRUDE FOR TANNERS USE	CWT				4081
FUELWOOD 400 U STATES	CORD 95	671	177	1542	4082
PULPWOOD 400 U STATES	CORD 41465	692560	70972	1193544	4083
SAWDUST AND WOOD FLOUR 400 U STATES		15915		48646	4084
BARRELS EMPTY SLACK	NO	15997		48646	4090
BARRELS EMPTY TIGHT 400 U STATES	NO 15997	43518	35155	92596	4091
STAVES HEADINGS POPLAR ROUGH		43518	35155	92596	4093
STAVES OAK SAWN SPLIT OR CUT 400 U STATES	M 200	63722	440	121546	4094
STAVES ROUGH SAWN N O P	M 200	63722	440	121546	4095
STAVES 5 EIGHTHS INCH OR OVER	M				4096
STAVES N O P 100 U KINGDOM 400 U STATES	M 15 362 377	305 13951 14256	37 442 479	792 18213 19005	4097

IMPORTS INTO CANADA FOR CONSUMPTION

61

Articles and Countries from which Imported	MONTH OF FEBRUARY 1956		TWO MONTHS ENDED FEBRUARY 1956		Class Number
	Quantities	Values (\$)	Quantities	Values (\$)	
WOODEN PAILS AND TUBS					4098
HOOPS HEADS AND LINERS OF WOOD					4099
100 U KINGDOM		239		855	
400 U STATES		29951		49388	
		30190		50243	
CORK SLABS BOARDS TILES N O P					4101
100 U KINGDOM				1110	
318 DENMARK		1868		10232	
366 PORTUGAL		5673		12290	
372 SPAIN		41024		59461	
400 U STATES		13310		33713	
		61875		116796	
CORKS THREE FOURTHS IN OR LESS	LB				4102
366 PORTUGAL			357	562	
372 SPAIN	384	1441	384	1441	
400 U STATES	62	420	501	898	
	446	1861	1242	2901	
CORKS OVER THREE FOURTHS INCH	LB				4103
366 PORTUGAL	2212	3381	7671	11993	
372 SPAIN	4326	7930	4690	9480	
400 U STATES	98	237	391	843	
	6636	11548	12752	22316	
CORK SLABS BOARDS FOR MFRS					4104
366 PORTUGAL		22815		57915	
372 SPAIN		6954		61119	
400 U STATES		79951		180262	
		109720		299296	
MANUFACTURES OF CORKWOOD N O P					4105
100 U KINGDOM		2131		3191	
366 PORTUGAL		10934		42838	
372 SPAIN		17617		17617	
400 U STATES		29169		53506	
		59851		117152	
BICYCLE RIM STRIPS OF MAPLE					4111
BILLETS OF WOOD FOR BATS					4112
400 U STATES		7807		14739	
		7807		14739	
GUM STOCKS OF WALNUT ROUGH					4113
WOOD HANDLES FOR AGRIC IMPL					4114
400 U STATES		48810		96169	
		48810		96169	
HANDLES OF WOOD N O P					4118
100 U KINGDOM		165		165	
400 U STATES		20436		57925	
		20601		58090	
SHAFTS OR HEADS FOR GOLF CLUBS					4119
400 U STATES		2366		3185	
		2366		3185	
LASTS OF WOOD					4120
400 U STATES		4719		10047	
		4719		10047	
MEXICAN SADDLE TREES STIRRUPS					4121
400 U STATES		677		2548	
		677		2548	
SPOKES HICKORY OAK ROUGH					4122
WALKING STICKS AND CANES					4125
100 U KINGDOM		1718		2970	
347 JAPAN		385		385	
400 U STATES		349		481	
		2452		3836	
SULPHITE PULP BL DISSOLVING	CWT				4130
400 U STATES	2604	26615	4699	41268	
	2604	26615	4699	41268	
SODA PULP	CWT				4131
SULPHITE PULP UNBLEACHED	CWT				4132
400 U STATES	64410	369668	130141	745966	
	64410	369668	130141	745966	
SULPHITE PULP BLEACHED N O P	CWT				4133
400 U STATES	26420	210626	38055	292702	
	26420	210626	38055	292702	
SULPHATE OR KRAFT PULP	CWT				4134
400 U STATES	23846	152777	40445	262709	
	23846	152777	40445	262709	
WOOD PULP MECHANICAL	CWT				4135
PULP OF STRAW OR VEG FIBRE NOP	CWT				4136
400 U STATES	11265	107427	29391	234404	
	11265	107427	29391	234404	
BOBBINS SHUTTLES AND SPOOLS					4141
100 U KINGDOM		478		4638	
335 GERMANY W				1165	
376 SWITZRLND		329		329	
400 U STATES		33579		67943	
		34386		74075	
CASKETS COFFINS AND METAL PTS					4142
400 U STATES		31987		75780	
		31987		75780	
CHARCOAL MADE FROM WOOD	TON				4143
400 U STATES	264	18574	468	34662	
	264	18574	468	34662	

IMPORTS INTO CANADA FOR CONSUMPTION

Articles and Countries from which Imported	MONTH OF FEBRUARY 1956		TWO MONTHS ENDED FEBRUARY 1956		Class Number
	Quantities	Values (\$)	Quantities	Values (\$)	
CHURNS N O P WASHBOARDS					4144
100 U KINGDOM		98		195	
335 GERMANY W		165		288	
375 SWEDEN				56	
388 YUGO SLAV		1058		1058	
400 U STATES		1190		1855	
		2511		3452	
CLOTHES PINS AND PARTS	GROSS				4145
318 DENMARK	5500	1826	8000	2725	
335 GERMANY W			750	332	
354 NETHRLNDS	6400	1968	6400	1968	
359 NORWAY	4800	1562	4800	1562	
375 SWEDEN			2900	969	
400 U STATES	440	731	620	1055	
	17140	6087	23470	8611	
CRUTCHES OR STAFFS					4146
400 U STATES		3882		5269	
		3882		5269	
CURTAIN STRETCHERS					4147
400 U STATES		3104		3692	
		3104		3692	
DOORS WOOD 6 FT X 2 FT OR OVER	NO				4148
100 U KINGDOM			4	224	
335 GERMANY W			125	553	
354 NETHRLNDS	3622	13116	3622	13116	
400 U STATES	3526	26598	4210	36104	
	7148	39714	7961	49997	
EXCELSIOR OR WOOD WOOL					4149
400 U STATES		85		1600	
		85		1600	
FIBRE AND MANUFACTURES N O P					4150
100 U KINGDOM		79		1759	
335 GERMANY W		3134		3134	
375 SWEDEN		783		1883	
400 U STATES		94791		190269	
		98787		197045	
FURNITURE MAINLY OF WOOD					4151
100 U KINGDOM		16207		28756	
215 INDIA		180		402	
231 HONG KONG		2312		3657	
234 AUSTRALIA		150		150	
305 AUSTRIA				173	
306 BELGIUM				375	
313 CHINA		177		177	
317 CZECHO S		3125		7893	
318 DENMARK		38273		62410	
322 EGYPT		86		86	
327 FRANCE		3195		7570	
335 GERMANY W		381		2059	
344 ITALY		1658		3211	
347 JAPAN		80		1584	
352 MEXICO		132		261	
354 NETHRLNDS		1320		2160	
359 NORWAY				163	
365 POLAND		1721		4956	
375 SWEDEN		4048		8673	
376 SWITZRLND		635		865	
383 HAWAII				148	
388 YUGO SLAV		3560		4100	
391 LEBANON		132		132	
400 U STATES		501470		951451	
		578842		1091412	
MATCHES OF WOOD					4152
100 U KINGDOM		768		768	
375 SWEDEN		6360		6360	
400 U STATES		22712		24977	
		29840		32105	
MOULDBINGS OF WOOD					4153
335 GERMANY W		168		168	
354 NETHRLNDS		48		48	
400 U STATES		1050		2093	
		1266		2309	
SKIS RACQUETS AND FRAMES BATS					4154
100 U KINGDOM		3753		6259	
216 PAKISTAN		1332		1530	
234 AUSTRALIA				121	
305 AUSTRIA		351		1824	
306 BELGIUM		253		390	
318 DENMARK				512	
327 FRANCE		574		1524	
335 GERMANY W		2673		9293	
344 ITALY		855		855	
347 JAPAN		897		1316	
359 NORWAY				678	
365 POLAND		107		107	
375 SWEDEN		210		210	
376 SWITZRLND		813		2073	
400 U STATES		14759		31515	
		26577		58207	
WINDOW SASH OF WOOD					4155
400 U STATES		6803		10900	
		6803		10900	
WOOD BOXES CRATES AND SHOOKS					4156
100 U KINGDOM				148	
335 GERMANY W				78	
347 JAPAN		1283		1946	

IMPORTS INTO CANADA FOR CONSUMPTION

Articles and Countries from which Imported	MONTH OF FEBRUARY 1956		TWO MONTHS ENDED FEBRUARY 1956		Class Number
	Quantities	Values (\$)	Quantities	Values (\$)	
400 U STATES		11751		42094	
MANUFACTURES OF WOOD N O P		13034		44266	
100 U KINGDOM		15039		23786	4157
203 B E AFR				807	
215 INDIA		144		252	
231 HONG KONG				435	
234 AUSTRALIA		139		139	
306 BELGIUM		475		475	
318 DENMARK				603	
327 FRANCE		4817		5019	
335 GERMANY W		1989		5760	
344 ITALY		1576		3293	
347 JAPAN		47948		83321	
352 MEXICO				88	
354 NETHRLNDS		1128		1895	
375 SWEDEN		3224		11559	
376 SWITZRLND		371		594	
383 HAWAII		175		175	
390 GERMANY E		265		265	
400 U STATES		238909		463534	
BOWLS TRAYS AND DISHES OF WOOD		316199		602000	4158
215 INDIA				190	
224 JAMAICA				162	
318 DENMARK		147		147	
322 EGYPT		130		130	
327 FRANCE		63		63	
335 GERMANY W		67		417	
338 HAITI				297	
347 JAPAN		4882		15150	
388 YUGO SLAV		6785		6785	
400 U STATES		3143		6497	
PLAYING CARD STOCK		15217		29838	4159
400 U STATES	LB				
		6069		1902	
CONT BOARD FOR MDIST OILY FOOD	LB			6069	
		6069		1902	
400 U STATES		1239926		2719693	4160
CARD STOCK BRISTOL BOARD N O P		131129		269238	
400 U STATES	LB			2719693	
		186155		500630	4161
CHIPBOARD NEWS BOARD		22859		70590	
400 U STATES	LB			500630	
		186155		70590	
LEATHER BOARD LEATHEROID MFRS		211322		33339	4162
100 U KINGDOM	LB			449047	
		48280		17327	4163
335 GERMANY W		13498		60940	
400 U STATES		11829		15626	
		60109		4213	
MILLBOARD AND BINDERS BOARD		20573		14543	
100 U KINGDOM	LB			36083	
		7530		1169	4164
400 U STATES		295170		70862	
PULPBOARD FOR MFR OF WALLBOARD		28738		72031	4165
400 U STATES	LB			790263	
		3107523		393946	
PULPBOARD TO WRAP ROLLS PAPER		167340		393946	4166
400 U STATES	LB			762682	
		536022		42950	
STRAWBOARD N O P		30367		42950	4167
400 U STATES	LB			1150	
		1150		114	
PULP BOARD FOR CONTAINERS		114		114	4168
400 U STATES	LB			3795380	
		3795380		501565	
BUILDING AND INSULATING BOARD		233924		501565	4169
100 U KINGDOM	LB			8280052	
		2101		1823	
354 NETHRLNDS		10578		1586	
365 POLAND		1586		10578	
375 SWEDEN				29881	
400 U STATES		407904		584	
		3233052		28562	
PULPBOARD OTHER FIBREBOARD NOP		360265		798028	
100 U KINGDOM	LB			830583	
		7276		5063	4170
352 MEXICO		2398		1375	
375 SWEDEN				34096	
400 U STATES		545633		2434	
		552909		193529	
ELECTRIC INSULATING PRESSBOARD		81059		200192	4171
100 U KINGDOM	LB			1382908	
		2360		717	
400 U STATES		222918		97048	
		225278		97765	
FELTBOARD ROOF FELT NOT COATED		54728		401087	4172
400 U STATES	LB			1357707	
		858462		48602	
PRESSBOARD N O P		29180		48602	4173
100 U KINGDOM	LB			2049	
		1746		561	
400 U STATES		98139		82630	
		99885		83191	
SHOEBOARDS		30954		289715	4174
100 U KINGDOM	LB			5190	
		5190		1313	
305 AUSTRIA		16538		16538	
400 U STATES		47497		113583	
		69225		44506	

IMPORTS INTO CANADA FOR CONSUMPTION

Articles and Countries from which Imported	MONTH OF FEBRUARY 1956		TWO MONTHS ENDED FEBRUARY 1956		Class Number
	Quantities	Values (\$)	Quantities	Values (\$)	
PAPERBOARD FOR SHOEBOARDS 400 U STATES	LB 7026	1355	77138	12978	4175
	7026	1355	77138	12978	
GYPSUM BOARD LATH ROCK LATH 400 U STATES	LB		71210	1320	4176
			71210	1320	
ENAMELLED PAPER 400 U STATES	LB		351	62	4178
			351	62	
CARBON PAPER 100 U KINGDOM 400 U STATES	LB 4007 57899 61906	4492 37975 42467	11971 85747 97718	12024 56104 68128	4179
ROTOGRAVURE PRINTING PAPER 400 U STATES	LB 210636	19191	311141	28282	4180
	210636	19191	311141	28282	
BOOK PAPER FOR PERIODICALS 400 U STATES	LB 210636	19191	311141	28282	4181
	210636	19191	311141	28282	
BOOK PRINTING LITHO PAPER NOP 100 U KINGDOM 400 U STATES	LB 528 340416 340944	286 71257 71543	528 617245 617773	286 121490 121776	4182
BOOK PRINTING PAPER COATED NOP 100 U KINGDOM 400 U STATES	LB 293 253664 253957	222 61538 61760	478 454846 455324	567 123089 123656	4183
COATED PAPERS FOR PERIODICALS 400 U STATES	LB 119715	16635	239191	31426	4184
	119715	16635	239191	31426	
COVER PAPERS NOT PASTED COATED 100 U KINGDOM 400 U STATES	LB 6450 38323 44773	3631 9718 13349	8212 93662 101874	4892 20153 25045	4185
COVER PAPERS PASTED COATED 400 U STATES	LB 33859	14605	65728	34762	4186
	33859	14605	65728	34762	
SURFACE COATED PAPER N O P 100 U KINGDOM 335 GERMANY W 400 U STATES	LB 16966 2050 151470 170486	12731 997 92371 106099	33288 2281 275353 310922	25920 1108 160630 187658	4187
NEWSPRINT PAPER	LB				4188
WAXED PAPER IN PACKAGE FORM	LB				4189
WAXED PAPER FOR WRAPPING N O P 100 U KINGDOM 400 U STATES	LB 8743	2871	1177 41286 42463	451 15576 16027	4190
	8743	2871	42463	16027	
GREASEPROOF AND GLASSINE PAPER 400 U STATES	LB 47510	12489	58262	15861	4191
	47510	12489	58262	15861	
TISSUE WRAPPING PAPER 400 U STATES	LB 63439	10519	71281	13679	4192
	63439	10519	71281	13679	
VEGETABLE PARCHMENT PAPER 100 U KINGDOM 400 U STATES	LB 9083 1878 10961	1926 813 2739	11676 11605 23281	2466 4132 6598	4193
WRAPPING PAPER KRAFT 400 U STATES	LB 400967	44561	911722	98913	4195
	400967	44561	911722	98913	
WRAPPING PAPER OILED COATED 375 SWEDEN 400 U STATES	LB 7213 33060 40273	1092 6692 7784	7213 166599 173812	1092 26232 27324	4196
WRAPPING PAPER ALL KINDS N O P 100 U KINGDOM 400 U STATES	LB 222376	38640	13113 262491 275604	4378 46766 51144	4197
	222376	38640	275604	51144	
DUPLEX BACKING PAPER 400 U STATES	LB 57871	31524	113250	56318	4198
	57871	31524	113250	56318	
IMITATION PARCHMENT WRAPPING 400 U STATES	LB		13437	2694	4199
			13437	2694	
WRAPPER SHEETS AND HEADS 400 U STATES	LB 3680	352	14296	1702	4200
	3680	352	14296	1702	
BOND AND LEDGER PAPERS UNCUT 400 U STATES	LB 66977	22019	129922	41731	4201
	66977	22019	129922	41731	
ENVELOPES 100 U KINGDOM 400 U STATES	M 20 2356 2376	84 15742 15826	92 3619 3711	636 23393 24029	4202
ONION SKIN AND MANIFOLD PAPER 100 U KINGDOM 335 GERMANY W 400 U STATES	LB 70427	92283	3628 2240 141703 147571	1528 924 163085 165537	4203
	70427	92283	147571	165537	
BOXED PAPER AND PAPETERIES 100 U KINGDOM 400 U STATES	LB 19897	9391	568 39934 40502	789 23280 24069	4204
	19897	9391	40502	24069	

IMPORTS INTO CANADA FOR CONSUMPTION

65

Articles and Countries from which Imported	MONTH OF FEBRUARY 1956		TWO MONTHS ENDED FEBRUARY 1956		Class Number
	Quantities	Values (\$)	Quantities	Values (\$)	
HAND MADE PAPER 40 C OR OVER 100 U KINGDOM	LB 102	76	670	596	4205
WASTE PAPER	102	76	670	596	4209
224 JAMAICA 400 U STATES	86187	175055	532 183740	373 356834	4210
ELECTRIC CABLE INSULATG PAPER 100 U KINGDOM 400 U STATES	86187 316410	175055 140425	184272 544965	357207 246315	4211
PHOTOGRAPHERS PAPERS 100 U KINGDOM 306 BELGIUM 335 GERMANY W 376 SWITZRLND 400 U STATES	316410	140425	546005	246536	4212
BLOTTING PAPER NOT PRINTED 100 U KINGDOM 400 U STATES	10307 19773 32557 602 262327 325566	10307 19773 32557 602 262327 325566	17676 59849 54958 602 463855 596940	17676 59849 54958 602 463855 596940	4212
CIGARETTE PAPER UNGUMMED 400 U STATES	LB 380 33178 33558	121 9611 9732	640 84078 84718	223 22796 23019	4213
CIGARETTE PAPER GUMMED ROLLS	LB 275262	137702	457178	219982	4214
CIGARETTE PAPERS IN PACKETS 327 FRANCE 400 U STATES	275262	137702	457178	219982	4215
CREPE PAPER DECORATIVE ROLLS 400 U STATES	LB 345 10 355	5164 213	682 511 1193	10195 5724 15919	4216
GUMMED PAPER 100 U KINGDOM 335 GERMANY W 400 U STATES	355 3574 3574	5377 1628 1628	1193 7404 7404	15919 3244 3244	4217
HANGINGS OR WALL PAPER 100 U KINGDOM 347 JAPAN 400 U STATES	LB 15275 542 161903 177720	5087 275 69213 74575	15275 542 264256 280073	5087 275 126722 132084	4218
PAPER FOR SHOT SHELLS GUN WADS 400 U STATES	LB 11559 220 49441 61220	2445 313 24919 27677	22190 564 85063 107817	4374 733 39986 45093	4219
PAPIERMACHE WARE N O P 100 U KINGDOM 347 JAPAN 400 U STATES	LB 81705 81705	22205 22205	128113 128113	33740 33740	4220
PAPER DECALCOMANIA 100 U KINGDOM 400 U STATES	LB 164 745 7061 7970	206 293 4240 4739	164 1748 8048 9960	206 749 4772 5727	4222
PAPER MATRIX FOR PRINTING 400 U STATES	LB 5363 9448 14811	1963 3001 4964	8644 17549 26193	3138 6463 9601	4223
PAPER MATTING 347 JAPAN 400 U STATES	LB 82633 82633	34639 34639	164118 164118	66071 66071	4224
PAPER PHOTO BARYTA COATED 100 U KINGDOM 400 U STATES	LB 318 26667 26985	270 12311 12581	1498 44010 45508	808 20893 21701	4225
SHINGLES OF PAPER OR FELT 400 U STATES	LB 29713 29713	8740 8740	7794 35770 43564	2510 10092 12602	4226
ROOFING SHEATHING PAPER PREPRD 100 U KINGDOM 400 U STATES	LB 672675 672675	16236 16236	1394890 1394890	33949 33949	4227
TISSUE PAPER N O P 100 U KINGDOM 305 AUSTRIA 306 BELGIUM 400 U STATES	LB 10377 254384 264761	1442 17988 19430	21577 1228715 1250292	2066 67691 69757	4228
TOILET PAPER 400 U STATES	LB 40979 40979	9042 9042	1417 328 2043 77394 81182	399 89 372 16771 17631	4229
TOWELS AND NAPKINS PLAIN 400 U STATES	LB 379015 379015	47325 47325	719077 719077	89529 89529	4230
WAXED STENCIL PAPER 100 U KINGDOM 305 AUSTRIA 335 GERMANY W 400 U STATES	LB 65663 65663	14089 14089	193683 193683	33040 33040	4231
ALL KINDS OF PAPER N O P 100 U KINGDOM 327 FRANCE 335 GERMANY W	LB 44886 160 3102 48148	37689 117 3527 41333	111509 1625 160 9512 122806	98954 866 117 13321 113258	4232
	LB 8492 853	3218 980	11174 1122 853	4328 426 980	

IMPORTS INTO CANADA FOR CONSUMPTION

Articles and Countries from which Imported	MONTH OF FEBRUARY 1956		TWO MONTHS ENDED FEBRUARY 1956		Class Number
	Quantities	Values (\$)	Quantities	Values (\$)	
393 TAIWAN	606	1510	606	1510	
400 U STATES	954797	213756	1819841	405475	
TISSUE PAPER FOR STENCILS	964748	219464	1833596	412719	4233
LB					
FACIAL TISSUES HANDKERCHIEFS	293381	57842	528243	105640	4234
400 U STATES	293381	57842	528243	105640	
PAPER NAPKINS N O P	1638	651	3401	1560	4235
100 U KINGDOM	6958	3092	6958	3092	
318 DENMARK	2875	1377	2875	1377	
335 GERMANY W	51809	14548	79682	21688	
400 U STATES	63280	19668	92916	27717	
CARBONIZING TISSUE PAPER	9188	6587	55318	39185	4236
100 U KINGDOM	9495	2810	9495	2810	
327 FRANCE	158261	32425	249547	56442	
400 U STATES	176944	41822	314360	98437	
CABLE INSULATING PAPER N O P	98278	22474	98784	22603	4237
100 U KINGDOM	30080	9257	57022	15555	
400 U STATES	128358	31731	155806	38158	
CASH REGISTER PAPER	5395	1944	18373	4358	4238
400 U STATES	5395	1944	18373	4358	
FILTER PAPER	444	225	444	225	4239
100 U KINGDOM	106830	79092	225768	172223	
400 U STATES	107274	79317	226212	172448	
TABULATING PAPER AND STOCK	691832	71305	1149332	119238	4240
400 U STATES	691832	71305	1149332	119238	
BAGS AND SACKS OF PAPER	3800	983	4123	1135	4241
100 U KINGDOM			740	339	
335 GERMANY W	365925	64271	912445	154656	
400 U STATES	369725	65254	917308	156130	
PAPER PROTECTORS FOR PLANTS				1020	4242
100 U KINGDOM				12263	
400 U STATES		6474		13283	
CONTAINERS PAPERBOARD N O P	296	137	8190	4492	4243
100 U KINGDOM			1237	976	
327 FRANCE	1680	1552	3803	2081	
335 GERMANY W	350	251	3082	1329	
347 JAPAN	816285	246670	1812113	523752	
400 U STATES	818611	248610	1828425	532630	
MILK BOTTLE CAPS OF PAPER				1288	4244
400 U STATES				1288	
PAPER TUBES AND CONES FOR YARN	1124	394	2297	790	4245
100 U KINGDOM			1789	546	
306 BELGIUM	214	149	1399	603	
335 GERMANY W	28949	14231	60809	30422	
400 U STATES	30287	14774	66294	32361	
PAPER PATTERNS BOOT AND SHOE		1050		5793	4246
400 U STATES		1050		5793	
POCKET SPUTUM CUPS AND REFILLS				120	4247
400 U STATES				120	
TWINE OR YARN OF PAPER	68416	13913	124766	27758	4248
400 U STATES	68416	13913	124766	27758	
WINDOW BLINDS OF PAPER					4251
MANUFACTURES OF PAPER N O P		24284		49449	4252
100 U KINGDOM		61		284	
231 HONG KONG				796	
305 AUSTRIA		374		604	
306 BELGIUM		152		658	
327 FRANCE		2670		4872	
335 GERMANY W		156		156	
344 ITALY		1797		8155	
347 JAPAN		3265		3336	
354 NETHRLNDS				156	
359 NORWAY				192	
375 SWEDEN		639		639	
376 SWITZRLND		230		334	
390 GERMANY E		548338		1008514	
400 U STATES		581966		1078145	
PAPER CORES	257345	22927	540194	49239	4253
400 U STATES	257345	22927	540194	49239	
PAPER CUPS DISHES TABLEWARE				146	4254
100 U KINGDOM				67650	
400 U STATES		22197		67796	
PAPER DOILIES AND LACE PAPER	8453	3656	13848	6873	4255
100 U KINGDOM	53923	20064	91611	34648	
400 U STATES	62376	23720	105459	41521	

IMPORTS INTO CANADA FOR CONSUMPTION

67

Articles and Countries from which Imported	MONTH OF FEBRUARY 1956		TWO MONTHS ENDED FEBRUARY 1955		Class Number	
	Quantities	Values (\$)	Quantities	Values (\$)		
PAPER NOVELTIES FLOWERS GAMES					4256	
100 U KINGDOM		2807		3960		
335 GERMANY W		208		1105		
347 JAPAN		16392		40785		
352 MEXICO				653		
390 GERMANY E		2699		7954		
400 U STATES		19567		33393		
		41673		87850		
PAPER PATTERNS N O P					4257	
100 U KINGDOM				101		
306 BELGIUM		173		173		
327 FRANCE		444		444		
400 U STATES		42350		67495		
		42967		68213		
SHIPPING CONTAINERS	LB				4258	
400 U STATES	818051	102272	1642615	209707		
	818051	102272	1642615	209707		
TRAYS FOR PACKAGING APPLES	LB				4259	
400 U STATES			2650	325		
			2650	325		
PAPER MATCHES					4260	
344 ITALY		114		883		
400 U STATES		27667		42746		
		27781		43629		
ARTISTS PROOF ETCHINGS					4261	
400 U STATES		375		623		
		375		623		
ADMIRALTY CHARTS MANUSCRIPTS					4262	
100 U KINGDOM		230		230		
354 NETHRLNDS		372		372		
400 U STATES		15443		17628		
		16045		18230		
BLUEPRINTS NOP AND HYDRO PLANS					4263	
100 U KINGDOM		7637		15976		
224 JAMAICA				4500		
327 FRANCE				1347		
335 GERMANY W		2535		2535		
376 SWITZRLND		178		178		
400 U STATES		454993		724665		
		465343		749201		
MUSIC FOR MECHANICAL PIANOS					4264	
400 U STATES		568		1292		
		568		1292		
MUSIC PRINTED					4265	
100 U KINGDOM		1117		2914		
327 FRANCE		353		732		
400 U STATES		30306		53327		
		31776		56973		
NEWSPAPER OR COMIC SECTIONS					4266	
400 U STATES		68623		135365		
		68623		135365		
MAGAZINES NEWSPAPERS UNBOUND					4267	
100 U KINGDOM		15549		27869		
231 HONG KONG		845		845		
306 BELGIUM		9640		14465		
327 FRANCE		29586		65892		
335 GERMANY W		52		52		
344 ITALY		362		1260		
347 JAPAN				109		
376 SWITZRLND				1521		
400 U STATES		2122662		4375721		
		2178696		4487734		
PHOTOGRAPHS NEWS ILLUSTRATION						4268
400 U STATES		2175		4378		
		2175		4378		
PHOTOGRAPHS CHROMOS N O P					4269	
100 U KINGDOM		1244		3018		
224 JAMAICA		286		286		
306 BELGIUM				200		
327 FRANCE		218		515		
335 GERMANY W		72		222		
344 ITALY		166		399		
347 JAPAN		1770		7352		
352 MEXICO				238		
354 NETHRLNDS				105		
375 SWEDEN		128		128		
376 SWITZRLND		235		235		
400 U STATES		247363		429809		
		251482		442507		
PHOTOGRAPHS FOR REPRODUCTION						4271
100 U KINGDOM				67		
400 U STATES		10105		24895		
		10105		24962		
TRANSFERS DECALCOMANIA					4272	
100 U KINGDOM		416		962		
400 U STATES		25866		47044		
		26282		48006		
PAPER FOR DUPLICATING MACHINES	LB				4290	
400 U STATES	86404	33429	135356	67427		
	86404	33429	135356	67427		
ADVERTISING AND PRINTED MATTER	LB				4291	
100 U KINGDOM	35462	37350	68202	70593		
231 HONG KONG		67	185	272		
234 AUSTRALIA		288	852	852		
305 AUSTRIA		167	167	150		
306 BELGIUM		344	380	668		
			609			

IMPORTS INTO CANADA FOR CONSUMPTION

Articles and Countries from which Imported	MONTH OF FEBRUARY 1956		TWO MONTHS ENDED FEBRUARY 1956		Class Number
	Quantities	Values (\$)	Quantities	Values (\$)	
318 DENMARK	106	116	1292	439	
327 FRANCE	3560	4075	7348	7256	
335 GERMANY W	6338	4028	20815	16872	
344 ITALY	205	180	6827	3202	
347 JAPAN	100	84	100	84	
354 NETHRLNDS	4458	4207	5744	5696	
359 NORWAY	150	112	183	191	
375 SWEDEN	205	516	1740	2109	
376 SWITZRLND	653	1061	2955	3073	
400 U STATES	642335	673106	1233912	1256412	
PRINTED MATTER NOP	694396	726284	1350367	1367869	
100 U KINGDOM		2022		4006	4292
327 FRANCE		321		321	
335 GERMANY W		759		967	
344 ITALY		241		494	
347 JAPAN		2154		3111	
376 SWITZRLND		140		140	
390 GERMANY E				4463	
400 U STATES		242302		448367	
CARDS FOR PLAYING	PACK	247939		461859	
100 U KINGDOM	200	82	1940	1002	4293
344 ITALY	1212	482	1212	482	
347 JAPAN	200	60	200	60	
400 U STATES	7713	4514	11242	6725	
HAND MADE DRAWINGS OR DESIGNS	400 U STATES	9325	5138	14594	8269
LABELS TAGS TICKETS		5098		10565	4294
100 U KINGDOM		1337		5241	4295
234 AUSTRALIA		305		305	
318 DENMARK				65	
352 MEXICO		50		50	
400 U STATES		79032		168605	
PICTORIAL POST CARDS FOLDERS	LB	80724		174266	4296
100 U KINGDOM	920	988	1020	1214	
231 HONG KONG			30	94	
327 FRANCE	76	178	332	873	
347 JAPAN	525	437	525	437	
400 U STATES	102893	103965	165732	160370	
BIBLES PRAYER BOOKS HYMN BOOKS	104414	105568	167639	162988	4301
100 U KINGDOM		39306		80466	
306 BELGIUM		33107		59766	
327 FRANCE		18215		32756	
335 GERMANY W		501		4391	
344 ITALY		8964		10055	
354 NETHRLNDS		56		345	
360 ISRAEL		120		120	
365 POLAND		300		600	
389 IRELAND				168	
400 U STATES		188664		339188	
BLANK BOOKS RULED OR PLAIN		289233		527855	4302
100 U KINGDOM				298	
400 U STATES		101		443	
BOOKS OVER 12 YEARS OLD		101		741	4303
100 U KINGDOM				305	
400 U STATES		148		1533	
TEXT BOOKS FOR SCHOOLS COLLEGE		148		1838	4305
100 U KINGDOM		1093		2179	
231 HONG KONG		66		66	
306 BELGIUM		705		705	
327 FRANCE		3628		10346	
335 GERMANY W		113		574	
341 ICELAND		450		450	
344 ITALY				367	
354 NETHRLNDS		117		117	
400 U STATES		355435		594640	
BOOKS NOVELS FICTION		361607		609444	4306
100 U KINGDOM		1072		2274	
400 U STATES		11637		19596	
BOOKS SCIENCE FOR LIBRARIES		12709		21870	4307
100 U KINGDOM		7803		19654	
306 BELGIUM		810		1152	
318 DENMARK		56		56	
327 FRANCE		5310		7936	
335 GERMANY W		991		2049	
344 ITALY				157	
347 JAPAN		104		104	
354 NETHRLNDS		180		392	
375 SWEDEN				742	
376 SWITZRLND		68		68	
400 U STATES		465708		869610	
BOOKS GOVERNMENT ASSOCIATION		481030		901920	4308
100 U KINGDOM		894		3641	
234 AUSTRALIA		79		79	
327 FRANCE		1431		9048	

IMPORTS INTO CANADA FOR CONSUMPTION

Articles and Countries from which Imported	MONTH OF FEBRUARY 1956		TWO MONTHS ENDED FEBRUARY 1956		Class Number
	Quantities	Values (\$)	Quantities	Values (\$)	
335 GERMANY W		500		1755	
344 ITALY		2610		2610	
352 MEXICO		135		135	
400 U STATES		14507		27548	
		20156		44816	
FREIGHT RATES FOR RAILWAYS					
100 U KINGDOM		348		516	4309
354 NETHRLNOS		240		240	
400 U STATES		3850		5959	
		4438		6715	
BOOKS PRINTED PERIODICALS NOP					
100 U KINGDOM		84189		182286	4310
234 AUSTRALIA		109		109	
327 FRANCE				424	
335 GERMANY W				131	
354 NETHRLNDS		1493		1639	
376 SWITZRLND				64	
380 USSR		319		391	
400 U STATES		723180		1388128	
		809290		1573172	
BOOKS FOREIGN LANGUAGE					
100 U KINGDOM		71		1873	4311
231 HONG KONG		119		320	
304 ARGENTINA				78	
306 BELGIUM		13370		30512	
318 DENMARK		161		161	
326 FINLAND				55	
327 FRANCE		73856		160422	
335 GERMANY W		2185		4176	
340 HUNGARY		646		646	
344 ITALY		289		2332	
347 JAPAN		148		323	
354 NETHRLNDS		1444		1444	
376 SWITZRLND		483		626	
380 USSR				386	
400 U STATES		12304		25391	
		105076		228745	

IMPORTS INTO CANADA FOR CONSUMPTION

71

Articles and Countries from which Imported	MONTH OF FEBRUARY 1956		TWO MONTHS ENDED FEBRUARY 1956		Class Number
	Quantities	Values (\$)	Quantities	Values (\$)	
<u>GROUP 5</u>					
<u>IRON AND ITS PRODUCTS</u>					
IRON ORE	TON				5001
309 BRAZIL			10587	108237	
350 LIBERIA			22579	272612	
400 U STATES	1745	10514	7365	40641	
	1745	10514	40531	421490	
FERRO TUNGSTEN	CWT				5010
100 U KINGDOM	112	22099	224	46533	
	112	22099	224	46533	
PIG IRON FOR AGRIC IMPLEMENTS	TON				5011
400 U STATES	65	4274	130	8523	
	65	4274	130	8523	
PIG IRON N O P	TON				5012
100 U KINGDOM			5	232	
234 AUSTRALIA			1125	69676	
400 U STATES	175	11855	175	11855	
	175	11855	1305	81763	
FERRO MANG UNDER	CWT				5013
1 PC SILICON			1110	18988	
327 FRANCE			11661	213477	
400 U STATES	3664	71898	12771	232465	
	3664	71898			
SILICO MANG OVER	CWT				5014
1 PC SILICON	1189	20645	1189	20645	
400 U STATES	1189	20645	1189	20645	
FERRO SILICON	CWT				5015
375 SWEDEN	21	293	21	293	
400 U STATES	2210	19346	3400	35308	
	2231	19639	3421	35601	
ALLOYS N O P FOR MFR OF STEEL	CWT				5018
347 JAPAN			1102	18270	
400 U STATES	7000	248836	15387	464348	
	7000	248836	16489	482618	
BILLETS BESSEMER FOR TUBES	TON				5019
INGOTS COGGED BLOOMS SLABS NOP	TON				5020
100 U KINGDOM	3	976	5	1898	
335 GERMANY W	40	4944	40	4944	
400 U STATES	21	2614	60	5372	
	64	8534	105	12214	
INGOTS NOT LESS THAN 3 CTS LB	TON				5021
400 U STATES	528	86008	1026	162380	
	528	86008	1026	162380	
INGOTS FOR FORGINGS INGOTS NOP	TON				5022
400 U STATES	143	22405	321	39360	
	143	22405	321	39360	
SPONGE IRON	TON				5024
400 U STATES	41	5765	42	5852	
	41	5765	42	5852	
CAST SCRAP	TON				5031
400 U STATES	4931	182282	9028	320347	
	4931	182282	9028	320347	
WROUGHT SCRAP	TON				5032
100 U KINGDOM	3	85	3	85	
400 U STATES	7241	290402	64837	2978109	
	7244	290487	64840	2978194	
TIN PLATE SCRAP	TON				5033
400 U STATES	53	1344	150	3798	
	53	1344	150	3798	
AXLES FOR RAILWAY VEHICLES					5041
400 U STATES		9533		14880	
		9533		14880	
AXLES FOR VEHICLES N O P					5042
400 U STATES		53180		136622	
		53180		136622	
AXLES N O P					5043
100 U KINGDOM		81		81	
400 U STATES		2067		4672	
		2148		4753	
CASTINGS FOR AGRIC IMPLEMENTS					5044
100 U KINGDOM		1303		1303	
306 BELGIUM				16833	
400 U STATES		84934		114624	
		86237		132760	
INGOT MOULDS FOR STEEL					5045
400 U STATES		313791		549050	
		313791		549050	
MOULDS N O P					5046
400 U STATES		29265		49875	
		29265		49875	
CASTINGS MALLEABLE N O P	CWT				5047
100 U KINGDOM	13	399	13	399	
335 GERMANY W	113	1870	113	1870	
400 U STATES	6354	108887	9901	185789	
	6480	111156	10027	188058	
CASTINGS NON MALLEABLE N O P	CWT				5048
100 U KINGDOM	10	599	20	791	
400 U STATES	4288	47932	8922	115919	
	4298	48531	8942	116710	

IMPORTS INTO CANADA FOR CONSUMPTION

Articles and Countries from which Imported	MONTH OF FEBRUARY 1956		TWO MONTHS ENDED FEBRUARY 1956		Class Number
	Quantities	Values (\$)	Quantities	Values (\$)	
CASTINGS OF STEEL N O P	CWT				5049
327 FRANCE			503	8933	
400 U STATES	6127	135503	10682	244669	
	6127	135503	11185	253602	
FORGINGS N O P					5050
100 U KINGDOM		17872		18983	
400 U STATES		154784		279278	
		172656		298261	
FORGINGS HOLLOW AND 20 TONS					5051
100 U KINGDOM				12933	
400 U STATES		46771		108195	
		46771		121128	
PISTON RING CASTINGS ROUGH					5052
100 U KINGDOM				1374	
400 U STATES		2975		11344	
		2975		12718	
CASTINGS FOR RAILWAY VEHICLES					5054
400 U STATES				8475	
				8475	
TIRES STEEL ROUGH RAILWAY	CWT				5055
100 U KINGDOM	3296	35529	11937	117791	
400 U STATES	179	1522	543	4701	
	3475	37051	12480	122492	
FORGINGS FOR SURGICAL INSTR					5056
STEEL WHEELS FOR RAILWAYS					5057
100 U KINGDOM		181311		587382	
400 U STATES		4699		29891	
		186010		617273	
FORGED GOLF CLUB HEADS					5058
400 U STATES		1912		6261	
		1912		6261	
SEMI FINISHED PISTON CASTINGS					5059
400 U STATES		11147		12162	
		11147		12162	
BARS BILLETS HOT ROLLED N O P	CWT				5071
400 U STATES	644	2433	5408	19767	
	644	2433	5408	19767	
BARS BILLETS COLD ROLLED N O P	CWT				5072
100 U KINGDOM	3126	27401	7229	57708	
305 AUSTRIA			22	1098	
306 BELGIUM	1647	10313	1932	11740	
335 GERMANY W	4	82	9	204	
400 U STATES	18413	201637	40624	430245	
	23190	239433	49816	500995	
BARS BILLETS H R 4CTS AND OVER	CWT				5073
100 U KINGDOM	8698	87141	23857	193554	
305 AUSTRIA	114	1137	141	1855	
306 BELGIUM	2039	9461	5805	26647	
335 GERMANY W	10	53	459	2365	
347 JAPAN	2125	14277	2212	15183	
375 SWEDEN			227	6221	
400 U STATES	115864	861629	220573	1624965	
	128850	973698	253274	1870790	
BARS BILLETS HAMMERED N O P	CWT				5074
100 U KINGDOM			123	1358	
400 U STATES	111	2541	170	4320	
	111	2541	293	5678	
BARS HOT ROLLED FOR SHAFTING	CWT				5075
BARS SHEETS STRIP FOR SHOVELS	CWT				5076
400 U STATES	2577	15021	2577	15021	
	2577	15021	2577	15021	
BARS RODS FOR AGRIC IMPLEMENTS	CWT				5077
400 U STATES	28331	188517	69950	481353	
	28331	188517	69950	481353	
RAILWAY RAILS N O P	TON				5078
100 U KINGDOM			1616	136964	
306 BELGIUM	21	2013	139	13091	
335 GERMANY W	61	5598	146	13280	
400 U STATES	547	60077	801	92097	
	629	67688	2702	255432	
STEEL GROOVED TRAMWAY RAILS	TON				5079
400 U STATES	109	14515	109	14515	
	109	14515	109	14515	
BARS HOT R ROUNDS AND SQUARES	CWT				5081
100 U KINGDOM	1050	9331	2596	21512	
305 AUSTRIA			22	357	
400 U STATES	7209	52183	11917	83239	
	8259	61514	14535	105108	
RODS FOR HORSESHOE NAILS	CWT				5101
RODS FOR MANUFACTURE OF CHAIN	CWT				5102
400 U STATES			416	2558	
			416	2558	
RODS NOT OVER 375 IN FOR WIRE	CWT				5103
100 U KINGDOM	9077	43620	9077	43620	
400 U STATES	420	3070	3499	82753	
	9497	46690	12576	126373	
WELDING RODS OF ALL KINDS	CWT				5104
100 U KINGDOM	39	1274	113	4254	
335 GERMANY W	50	4066	84	8031	
400 U STATES	12987	323482	27017	640051	
	13076	328822	27214	652336	
BLANKS FOR MILLING CUTTERS	CWT				5111
400 U STATES			2	121	
			2	121	

IMPORTS INTO CANADA FOR CONSUMPTION

Articles and Countries from which Imported	MONTH OF FEBRUARY 1956		TWO MONTHS ENDED FEBRUARY 1956		Class Number	
	Quantities	Values (\$)	Quantities	Values (\$)		
STRIP HOT R 080 INCH OR LESS 400 U STATES	CWT		76	378	5112	
STRIP HOT R OVER 080 INCH 400 U STATES	CWT		76	378	5113	
STRIP COLD R 080 INCH OR LESS 100 U KINGDOM 335 GERMANY W 375 SWEDEN 400 U STATES	CWT	420 420	1923 1923	790 790	3442 3442	5114
STRIP COLD R OVER 080 INCH 100 U KINGDOM 400 U STATES	CWT	505 9 17 16343 16874	3465 117 354 173870 177806	1092 9 702 31353 33156	7395 117 21857 371386 400755	5115
STRIP HOT R FOR COLD ROLLING 400 U STATES	CWT	11 2555 2566	81 33447 33528	23 4702 4725	218 59988 60206	5116
STRIP FOR MANUFACTURE OF MATS	CWT			1308	8330	5117
STRIP COLD ROLLED FOR DOORS	CWT			1308	8330	5118
HOOP TAG METAL FOR LACES						5119
HOOP STEEL FOR COOPERAGE 100 U KINGDOM 400 U STATES	CWT			351	3208	5120
PLATES 66 INCHES WIDE OR LESS 100 U KINGDOM 312 CHILE 327 FRANCE 335 GERMANY W 400 U STATES	CWT	778 778	5587 5587	1513 1864	10520 13728	5121
PLATES OVER 66 INS LESS 78 INS 100 U KINGDOM 335 GERMANY W 400 U STATES	CWT	3216 794 11739 15749	15301 3632 57400 76333	14090 6878 660 794 36538 58960	65819 33070 3762 3632 180618 286901	5122
PLATES FLANGED CURVED N O P 400 U STATES	CWT	1005 220 14769 15994	4711 970 73441 79122	9350 1123 44576 55049	43328 5413 215963 264704	5123
PLATES FOR BOILERS DIGESTERS 400 U STATES	CWT	10340 10340	157442 157442	15176 15176	232098 232098	5124
PLATES STEEL CHEQUER SURFACE 100 U KINGDOM 400 U STATES	CWT	15931 15931	159416 159416	25772 25772	224427 224427	5125
SHEETS OVER 080 INCH THICK N O P 400 U STATES	CWT	16795 16795	98041 98041	1333 59392 60725	6966 343020 349986	5126
SHEETS 080 INCH DR LESS N O P 100 U KINGDOM 400 U STATES	CWT	27723 27723	161606 161606	53684 53684	305614 305614	5127
SHEET OR STRIP FOR TIN PLATE 400 U STATES	CWT	33486 145017 178503	250807 862336 1113143	43600 297149 340749	316008 1832616 2148624	5128
SHEETS FOR MFR OF HOLLOW WARE 100 U KINGDOM 400 U STATES	CWT			1084 1084	2952 2952	5129
SHEETS BLUE FOR HEATING APP	CWT	8683 17156 25839	63553 124273 187826	8824 43292 52116	64579 319428 384007	5130
SHEETS 075SILICON FOR ELEC APP 400 U STATES	CWT	61784 61784	954090 954090	133403 133403	2054706 2054706	5131
SHEETS 5C PER POUND OR OVER 100 U KINGDOM 306 BELGIUM 327 FRANCE 335 GERMANY W 347 JAPAN 400 U STATES	CWT	47045 2523 1491 19287 355923 426269	285645 14023 8326 112782 2384945 2805721	70460 2523 1331 4427 31901 698734 809376	421203 14023 10173 26513 185224 4662175 5319311	5132
SHEETS RUST PROOF OVER 5 CTS 100 U KINGDOM 375 SWEDEN 400 U STATES	CWT	3415 6 21339 24760	168618 904 807531 977053	5420 8 38681 44109	275831 1250 1538758 1815839	5133
SHEETS CORRUGATED AND PEBBLED 100 U KINGDOM 400 U STATES	CWT	13801 13801	103642 103642	3780 27650 31430	39448 200903 240351	5134
SHEETS COATED WITH PAINT TAR 400 U STATES	CWT	22516 22516	240074 240074	48348 48348	490021 490021	5135
SHEETS COATED WITH ENAMEL 400 U STATES	CWT	443 443	6350 6350	648 648	11759 11759	5136
SHEETS COATED WITH TIN 100 U KINGDOM 400 U STATES	CWT	448 4140 4588	7026 25285 32311	674 5887 6561	10519 40135 50654	5137

IMPORTS INTO CANADA FOR CONSUMPTION

Articles and Countries from which Imported	MONTH OF FEBRUARY 1956		TWO MONTHS ENDED FEBRUARY 1956		Class Number
	Quantities	Values (\$)	Quantities	Values (\$)	
SHEETS COATED WITH METAL N O P 335 GERMANY W 400 U STATES	CWT 97 4374 4471	1914 90587 92501	525 6853 7378	10268 144260 154528	5139
SHEETS COATED WITH ZINC N O P 100 U KINGDOM 306 BELGIUM 400 U STATES	CWT 82 36308 36390	700 324369 325069	1631 102 59139 60872	14006 1390 526093 541489	5140
SHEETS FOR COATING WITH METALS	CWT				5141
SHEETS SHAPED FOR AGRIC IMPL 400 U STATES	CWT 2218 2218	26846 26846	5745 5745	66677 66677	5142
SHEETS FOR MFR BUCKLE CLASPS 100 U KINGDOM 400 U STATES	CWT 1777 1777	19929 19929	30 2612 2642	1715 32270 33985	5143
SHEETS COLO ROLLED FOR HINGES 400 U STATES	CWT 750 750	5478 5478	844 844	7810 7810	5144
SHEETS FOR MFR OF SADDLERY	CWT				5145
SHEETS TEMPERED FOR SAWS 100 U KINGDOM 375 SWEDEN 400 U STATES	CWT 15 231 273 519	769 14840 15428 31037	15 639 645 1299	769 39415 38306 78490	5146
SHEETS NOT TEMPERED FOR SAWS 100 U KINGDOM 375 SWEDEN 400 U STATES	CWT 114 3646 3760	4043 146231 150274	118 195 6593 6906	2459 8499 274804 285762	5147
SHEETS COLD ROLLED FOR PIPE 400 U STATES	CWT 14069 14069	97248 97248	31864 31864	214781 214781	5148
SKELP 14 INS OR LESS FOR PIPE 335 GERMANY W 400 U STATES	CWT 44293 99032 143325	252834 466428 719262	44293 270997 315290	252834 1303959 1556793	5149
SKELP OVER 14 INS FOR PIPE 400 U STATES	CWT 9858 9858	54084 54084	25538 25538	138394 138394	5150
HOT R STRIP FOR MOTOR VEHICLES 400 U STATES	CWT 1975 1975	13791 13791	3106 3106	22102 22102	5151
WROUGHT DR PUDDLED IRON BILLET	CWT				5152
HODP STRIP BESSEMER FOR HINGES 400 U STATES	CWT 1460 1460	6854 6854	1460 1460	6854 6854	5153
PLATES 78 INCHES AND OVER 100 U KINGDOM 400 U STATES	CWT 22469 22469	107394 107394	35586 45884 81470	168175 218903 387078	5154
SHEETS COATED LEAD AND TIN 400 U STATES	CWT 17422 17422	140970 140970	42481 42481	341510 341510	5157
ANGLES BEAMS 35 LBS DR OVER 100 U KINGDOM 306 BELGIUM 327 FRANCE 335 GERMANY W 400 U STATES	CWT 1367 17279 3668 55 417307 439676	7552 81810 20855 385 2468346 2578948	16208 37138 11507 1676 785931 852460	79618 176911 57230 8057 4571388 4893204	5161
ANGLES BEAMS N O P 100 U KINGDOM 306 BELGIUM 327 FRANCE 347 JAPAN 400 U STATES	CWT 4581 11935 2192 8802 205559 233069	32864 66825 9627 51935 1400224 1561475	6247 58828 4598 9604 391982 471259	42388 287346 21595 56776 2666256 3074361	5162
ANGLES DRILLED 100 U KINGDOM 335 GERMANY W 400 U STATES	CWT 6037 6037	43180 43180	448 158 18892 19498	9267 2033 126640 137940	5163
BEAMS UNDER 5 1 HALF LB PER YO 400 U STATES	CWT 7797 7797	46951 46951	21854 21854	127420 127420	5164
MASTS ANGLES PLATES FOR SHIPS 100 U KINGDOM 306 BELGIUM 335 GERMANY W 400 U STATES	CWT 7136 414 39776 47326	45085 1981 221316 268382	12007 1232 4141 72134 89514	72122 5740 25672 406178 509712	5165
SASH OR CASEMENT SECTIONS 100 U KINGDOM 306 BELGIUM 400 U STATES	CWT 360 180 3215 3755	2679 1196 29134 33009	767 627 11331 12725	5353 4182 90888 100423	5166
SHAPES 35 LBS PER YARD OR OVER 100 U KINGDOM 306 BELGIUM 400 U STATES	CWT 134 115 34387 34636	767 525 215723 217015	412 8323 74260 82995	2172 42548 485115 529835	5167

IMPORTS INTO CANADA FOR CONSUMPTION

Articles and Countries from which Imported	MONTH OF FEBRUARY 1956		TWO MONTHS ENDED FEBRUARY 1956		Class Number
	Quantities	Values (\$)	Quantities	Values (\$)	
SILL SECTIONS FOR RAILWAY CARS	CWT				5168
PIPE CAST 5 CTS PER LB OR LESS	CWT				5181
100 U KINGDOM	9071	33496	35217	119748	
	9071	33496	35217	119748	
PIPE CAST N O P	CWT				5182
100 U KINGDOM	2096	12299	6736	39847	
335 GERMANY W			153	1071	
400 U STATES	483	17345	1448	36359	
	2579	29644	8337	77277	
PIPE TUBES FOR BOILERS	CWT				5183
100 U KINGDOM	7180	73350	13837	146865	
335 GERMANY W			773	14370	
400 U STATES	13938	261478	27038	589135	
	21118	334828	41648	750370	
PIPE BEDSTEAD BRASS TRIMMINGS	CWT				5184
PIPE WROUGHT 2 ONE HALF INCHES	CWT				5185
100 U KINGDOM			1	110	
400 U STATES	75	1911	769	9718	
	75	1911	770	9828	
PIPE SEAMLESS 5 CTS PER LB NOP	CWT				5186
100 U KINGDOM	1330	44085	2077	88229	
375 SWEDEN	2019	35908	2035	37194	
400 U STATES	24366	533040	50720	1080955	
	27715	613033	54832	1206378	
PIPE WROUGHT OVER 10 1 HALF IN	CWT				5187
100 U KINGDOM	39679	244555	39679	244555	
400 U STATES	16429	149650	28230	299406	
	56108	394205	67909	543961	
PIPE WROUGHT LESS 10 1 HALF IN	CWT				5188
100 U KINGDOM	2310	17997	16367	118617	
306 BELGIUM	111	815	242	2226	
327 FRANCE			1312	9496	
335 GERMANY W	159	1171	978	7612	
400 U STATES	56589	583933	101564	1072887	
	59169	603916	120463	1210838	
TUBES WROUGHT COATED HALF INCH	CWT				5190
400 U STATES	582	26598	1243	54459	
	582	26598	1243	54459	
PIPE WROUGHT N O P	CWT				5191
100 U KINGDOM	2	437	8	799	
335 GERMANY W			32	820	
376 SWITZRLND			1	79	
400 U STATES	22117	272175	32502	425078	
	22119	272612	32543	426776	
PIPE FITTINGS COUPLINGS N O P					5192
100 U KINGDOM		17477		39648	
335 GERMANY W		2152		2152	
347 JAPAN		53303		90180	
400 U STATES		459296		896857	
		532228		1028837	
PIPE SEAMLESS COLD DR POLISHED	CWT				5193
100 U KINGDOM	15	2132	84	13919	
400 U STATES	4	334	10	729	
	19	2466	94	14648	
TUBING STEEL FOR FISHING RODS	CWT				5194
CASING GAS WATER OR OIL WELL	CWT				5195
100 U KINGDOM	44872	349909	113027	945993	
306 BELGIUM	1187	12497	3766	33277	
327 FRANCE	15219	140805	24930	218747	
335 GERMANY W	2725	49023	4140	64353	
344 ITALY			7425	53067	
347 JAPAN	58198	578989	171790	1530249	
400 U STATES	158564	1565030	289584	2829124	
	280765	2696253	614662	5674810	
PIPE FITTINGS WELDING TYPE					5196
100 U KINGDOM		13277		25245	
335 GERMANY W		12107		16362	
400 U STATES		161034		268397	
		186418		310004	
PIPE FOR WELDING TYPE FITTINGS	CWT				5197
400 U STATES	2457	52586	5590	101256	
	2457	52586	5590	101256	
WIRE BARBED FENCING	CWT				5201
100 U KINGDOM	2018	14306	6888	54425	
306 BELGIUM	4767	30791	8137	53094	
335 GERMANY W	7701	47559	15541	96120	
	14486	92656	30566	203639	
WIRE FLAT QUARTER INCH OR LESS	CWT				5203
400 U STATES	522	11779	821	18508	
	522	11779	821	18508	
WIRE ZINC COATED	CWT				5204
100 U KINGDOM	908	10016	2689	27529	
306 BELGIUM	500	4004	2131	15122	
335 GERMANY W	110	660	110	660	
347 JAPAN			268	1606	
400 U STATES	3691	54944	7060	103485	
	5209	69624	12258	148402	
WIRE COATED NOP OR COVERED	CWT				5205
100 U KINGDOM	55	1452	96	5992	
306 BELGIUM			7	166	
400 U STATES	960	35375	1441	53375	
	1015	36827	1544	59533	

IMPORTS INTO CANADA FOR CONSUMPTION

Articles and Countries from which Imported	MONTH OF FEBRUARY 1956		TWO MONTHS ENDED FEBRUARY 1956		Class Number
	Quantities	Values (\$)	Quantities	Values (\$)	
WIRE ROPE FOR RIGGING SHIPS	CWT				5206
WIRE ROPE CABLE NOP IRON STEEL	CWT				5207
100 U KINGDOM	2347	47144	5282	110530	
306 BELGIUM			111	1647	
335 GERMANY W	361	5508	1383	18471	
347 JAPAN	45	813	96	1473	
354 NETHRLNDS	161	2717	1902	28554	
359 NORWAY	328	4367	328	4367	
375 SWEDEN	11	314	11	314	
400 U STATES	2124	65182	5205	120622	
	5377	126045	14318	285978	
WIRE FOR UPHOLSTERY SPRINGS	CWT				5208
400 U STATES	5303	49483	14675	136125	
	5303	49483	14675	136125	
WIRE FOR CORSET STEELS	CWT				5209
100 U KINGDOM	85	2955	145	5387	
400 U STATES	430	18906	629	27984	
	515	21861	774	33371	
WIRE FOR MFR OF WIRE ROPE	CWT				5210
100 U KINGDOM	11613	136667	40974	455079	
306 BELGIUM	354	4168	354	4168	
335 GERMANY W			743	11737	
400 U STATES	24640	352940	42281	592093	
	36607	493775	84352	1063077	
WIRE AND WIRE ROPE COM FISHING					5211
100 U KINGDOM		18715		29492	
400 U STATES		213		213	
		18928		29705	
WIRE FOR MFR CARD CLOTHING	CWT				5212
100 U KINGDOM			12	466	
400 U STATES	27	2211	61	4321	
	27	2211	73	4787	
WIRE ROPE CABLE STEEL USED	CWT				5213
400 U STATES	1721	9159	3459	18705	
	1721	9159	3459	18705	
WIRE OF IRON OR STEEL N O P	CWT				5214
100 U KINGDOM	325	6610	1312	17634	
306 BELGIUM	110	667	1325	13115	
318 DENMARK			5	172	
327 FRANCE	810	4456	810	4456	
335 GERMANY W	1499	8169	1511	8871	
347 JAPAN	220	1337	730	4236	
375 SWEDEN	5	64	373	9204	
400 U STATES	19533	236654	46442	561306	
	22502	257957	52508	618994	
WIRE FENCING NOT LESS 080 INCH					5215
100 U KINGDOM		13533		20709	
306 BELGIUM		2756		2756	
335 GERMANY W		5301		9370	
400 U STATES		3708		8443	
		25298		41278	
WIRE FENCING WOVEN N O P					5216
100 U KINGDOM				1233	
305 AUSTRIA				4513	
335 GERMANY W		112		888	
400 U STATES		8924		13480	
		9036		20114	
NETTING FOR FUR FARMS					5217
100 U KINGDOM		3575		4007	
400 U STATES		13573		13573	
		17148		17580	
WIRE SCREENS DOORS WINDOWS					5218
100 U KINGDOM		17529		27381	
335 GERMANY W				1408	
400 U STATES		3335		14363	
		20864		43152	
WIRE MESH IN ACETATE FILM					5219
100 U KINGDOM		172		4063	
400 U STATES		3387		7171	
		3559		11234	
WIRE CLOTH					5220
100 U KINGDOM		472		1922	
335 GERMANY W		4443		12707	
347 JAPAN		21643		51521	
354 NETHRLNDS				258	
400 U STATES		50231		73873	
		76789		140281	
WIRE NETTING					5221
100 U KINGDOM		2878		12289	
306 BELGIUM		10579		21690	
335 GERMANY W				9197	
347 JAPAN		16685		30479	
400 U STATES		28577		46007	
		58719		119662	
WIRE RUSTPROOF FOR FISHING					5222
400 U STATES		4154		4364	
		4154		4364	
WIRE ROPE FOR WELL DRILLING					5223
100 U KINGDOM				3201	
354 NETHRLNDS		5306		5306	
400 U STATES		62950		67548	
		68256		76055	
WELDED WIRE FABRIC REINFORCING	CWT				5224
100 U KINGDOM	428	3871	580	5298	
306 BELGIUM	4896	31002	5459	34564	

IMPORTS INTO CANADA FOR CONSUMPTION

Articles and Countries from which Imported	MONTH OF FEBRUARY 1956		TWO MONTHS ENDED FEBRUARY 1956		Class Number
	Quantities	Values (\$)	Quantities	Values (\$)	
400 U STATES	9779	95918	16859	180571	
CABLE CHAIN FOR SHIPS	15103	130791	22898	220433	
100 U KINGDOM	CWT 7	1702	500	11130	5231
400 U STATES	57	1106	110	1802	
COIL CHAIN 9 EIGHTHS AND OVER	64	2808	610	12932	
100 U KINGDOM	CWT 227	2448	260	3480	5232
354 NETHRLNDS			11	161	
400 U STATES	110	3962	316	9297	
COIL CHAIN UNDER 9 EIGHTHS IN	337	6410	587	12938	
100 U KINGDOM	CWT 57	1408	526	8615	5233
335 GERMANY W	16	518	123	2272	
354 NETHRLNDS	8	142	8	142	
400 U STATES	492	15666	972	28564	
SPROCKET CHAIN FOR AGRIC IMPL	573	17734	1629	39593	
335 GERMANY W		12217		32179	5234
400 U STATES		168262		291421	
SILENT CHAIN ROLLER CHAIN		180479		323600	
100 U KINGDOM		44876		85579	5235
317 CZECHO S		93		93	
335 GERMANY W		8127		9506	
347 JAPAN		4495		4495	
400 U STATES		148024		287189	
CHAINS N O P		205615		386862	
100 U KINGDOM		1583		11974	5236
318 DENMARK		308		308	
335 GERMANY W		2001		6725	
376 SWITZRLND				1116	
400 U STATES		83752		195837	
DIESEL ENGINE PARTS N O P		87644		215960	
100 U KINGDOM		97207		165251	5240
327 FRANCE		475		899	
335 GERMANY W		1578		6992	
344 ITALY		1211		1465	
347 JAPAN		1900		1900	
354 NETHRLNDS				135	
359 NORWAY		238		238	
375 SWEDEN		700		2218	
376 SWITZRLND		5754		9077	
400 U STATES		963657		1990586	
BOILERS AND PARTS N D P		1072720		2178761	
100 U KINGDOM		52		1057	5241
400 U STATES		224192		484706	
AUTOMOBILE ENGINES AND PARTS		224244		485763	
100 U KINGDOM	NO 6	18294	9	51547	5242
305 AUSTRIA				418	
335 GERMANY W		1472		39389	
400 U STATES	2285	853739	3048	1343293	
ENGINES DIESEL SEMI DIESEL	2291	873505	3057	1434647	
100 U KINGDOM	NO 354	373719	546	507892	5243
335 GERMANY W	1	1005	12	16162	
347 JAPAN			10	5395	
375 SWEDEN	9	11039	9	11039	
400 U STATES	329	1263711	522	1995901	
ENGINES GAS MARINE AND PARTS	693	1649474	1099	2536389	
100 U KINGDOM	NO	1414	1	2552	5244
400 U STATES	42	78652	91	122893	
ENGINES MOTOR TRUCK AND PARTS	42	80066	92	125445	
100 U KINGDOM	NO 45	92615	81	167346	5245
335 GERMANY W	60	11590	80	15384	
400 U STATES	1881	966641	2641	1653384	
ENGINES FISHING BOAT AND PARTS	1986	1070846	2802	1836114	
100 U KINGDOM	NO 1	210	1	210	5246
400 U STATES	13	6947	23	18598	
PARTS OF AIRCRAFT ENGINES	14	7157	24	18808	
100 U KINGDOM		274646		551164	5248
234 AUSTRALIA		208		208	
354 NETHRLNDS		142		142	
400 U STATES		1414619		2678453	
OUTBOARD MOTORS AND PARTS		1689615		3229967	
100 U KINGDOM	NO		5	368	5250
400 U STATES	902	580807	1553	914092	
ENGINES UP TO 1 AND 1 HALF H P	902	580807	1558	914460	
100 U KINGDOM	NO		25	179	5251
400 U STATES	734	19405	891	24631	
ENGINES GAS N O P AND PARTS	734	19405	916	24810	
100 U KINGDOM	NO 40	5542	40	7237	5252
327 FRANCE				250	
335 GERMANY W		4230		4230	
400 U STATES	14532	987550	26465	1861543	
	14572	997322	26505	1873260	

IMPORTS INTO CANADA FOR CONSUMPTION

Articles and Countries from which Imported	MONTH OF FEBRUARY 1956		TWO MONTHS ENDED FEBRUARY 1956		Cirs Number
	Quantities	Values (\$)	Quantities	Values (\$)	
ENGINES STEAM N O P AND PARTS 100 U KINGDOM 400 U STATES	NO 4 21 25	7 293 4 8 878 0 1 617 14	5 46 51	7 473 4 1 545 70 2 293 04	5253
FIRE ENGINES MACHINES AND PTS 100 U KINGDOM 400 U STATES	NO 1 32 33	2 290 9 3 318 4 5 609 3	1 60 61	2 330 1 8 317 5 1 064 76	5254
LOCOMOTIVES RAILWAY N O P 400 U STATES	NO 1 1	1 064 7 1 064 7	3 3	2 457 7 2 457 7	5255
LOCOMOTIVE CHASSIS TOPS WHEELS 100 U KINGDOM 400 U STATES		2 390 4 9 197 9 1 158 83		2 803 3 1 883 61 2 163 94	5256
LOCOMOTIVES SAWMILL MINING 100 U KINGDOM 400 U STATES	NO 15 15	2 403 2 766 57 2 790 60		7 416 4 092 56 4 166 72	5257
ENGINES AIRCRAFT UP TO 200 HP 400 U STATES	NO 16 16	1 784 6 1 784 6	39 39	4 104 8 4 104 8	5258
ENGINES AIRCRAFT 201 TO 500 HP 400 U STATES	NO 17 17	5 259 3 5 259 3	38 38	1 127 79 1 127 79	5259
ENGINES AIRCRAFT 501 TO 1000HP 400 U STATES	NO 2 2	1 380 0 1 380 0	8 8	5 455 0 5 455 0	5260
ENGINES AIRCRAFT OVER 1000 HP 100 U KINGDOM 400 U STATES	NO 17 31 48	4 369 48 4 131 19 8 500 67	17 87 104	4 369 48 1 414 780 1 851 728	5261
CREAM SEPARATOR PARTS 100 U KINGDOM 318 DENMARK 326 FINLAND 335 GERMANY W 375 SWEDEN 400 U STATES		479 914 1 053 4 549 6 995		2 993 305 3 233 914 3 201 9 900 20 546	5290
CREAM SEPARATORS 100 U KINGDOM 326 FINLAND 335 GERMANY W 375 SWEDEN 400 U STATES	NO 9 125 62 210 406	430 8 291 7 495 4 980 8 6 602 4	9 1 131 1 325 786 2 252	430 1 817 1 169 7 8 394 8 1 575 03 2 553 95	5292
MILK CLARIFIERS AND PARTS 326 FINLAND 375 SWEDEN 400 U STATES		72 72		4030 4 545 72 8 647	5293
MILKING MACHINES AND PARTS 375 SWEDEN 400 U STATES		2 346 59 2 346 59		141 3 071 75 3 073 16	5294
PASTEURIZERS DAIRY AND PARTS 100 U KINGDOM 375 SWEDEN 400 U STATES	NO 10 15 25	19 151 174 5 376 1 7 308 6	14 20 34	40 183 174 70 393 1 107 50	5295
POWER DAIRY MACHINERY 100 U KINGDOM 318 DENMARK 335 GERMANY W 376 SWITZRLND 400 U STATES		1 324 511 4 303 19 741 4 20 355 2		3 772 511 1 057 5123 3 202 72 3 307 35	5296
FORKS PRONGED 100 U KINGDOM 335 GERMANY W 400 U STATES	DOZ 550 256 806	3 521 5 684 9 205	5 783 861 1 649	88 50 45 1 901 2 2 414 5	5301
HARVESTERS AND PARTS 100 U KINGDOM 400 U STATES	NO 46 46	1 310 24 339 8 24 470 8		2 720 4 777 98 4 805 18	5302
HAY LOADERS AND PARTS 400 U STATES	NO 46 46	9 393 9 393	68 68	2 587 6 2 587 6	5303
HAY TEDDERS AND PARTS	NO				5304
MOWING MACHINES AND PARTS 100 U KINGDOM 335 GERMANY W 400 U STATES	NO 4 10 666 680	838 1 744 2 605 76 2 631 58	4 10 939 953	1 117 1 744 4 184 87 4 213 48	5305
POTATO DIGGERS PLANTERS PARTS 100 U KINGDOM 335 GERMANY W 400 U STATES	NO 1 2 45 48	51 196 1 647 1 1 671 8	1 2 176 179	51 196 5 540 1 5 564 8	5306
RAKES HORSE OR POWER AND PARTS 400 U STATES	NO 907 907	2 364 47 2 364 47	1701 1701	4 571 16 4 571 16	5307

IMPORTS INTO CANADA FOR CONSUMPTION

Articles and Countries from which Imported	MONTH OF FEBRUARY 1956		TWO MONTHS ENDED FEBRUARY 1956		Class Number
	Quantities	Values (\$)	Quantities	Values (\$)	
RAKES N O P					
335 GERMANY W	DOZ		73	139	5308
347 JAPAN		915	1042	915	
400 U STATES		30742	4883	43097	
		5038	5998	44151	
REAPERS AND PARTS					
SCYTHES					
305 AUSTRIA	DOZ	4864	550	10233	5310
400 U STATES		2158	1220	16024	
		382	1770	26257	
SICKLES OR REAPING HOOKS					
100 U KINGDOM	DOZ	161	79	468	5311
400 U STATES		39	74	592	
		76	153	1060	
CULTIVATORS SCUFFLERS AND PTS					
100 U KINGDOM		4109		4165	5321
400 U STATES		313799		543557	
		317908		547722	
DRILLS SEED SEEDERS AND PARTS					
100 U KINGDOM		91		1307	5322
400 U STATES		176720		327872	
		176811		329179	
HARROWS DISC AND PARTS					
400 U STATES		104004		252210	5323
		104004		252210	
HARROWS AND PARTS N O P					
100 U KINGDOM		1979		1979	5324
400 U STATES		44231		74009	
		46210		75988	
HOES					
100 U KINGDOM	DOZ	53	11	142	5325
400 U STATES		647	1298	17435	
		653	1309	17577	
PLOUGHS DISC AND PARTS					
400 U STATES		54204		160679	5326
		54204		160679	
PLOUGHS AND PARTS N O P					
100 U KINGDOM		45		1074	5327
207 UN SO AFR				1957	
327 FRANCE				135	
400 U STATES		215719		357774	
		215764		360940	
ROLLERS FARM OR LAWN AND PARTS					
400 U STATES	NO				5328
		688	735	11450	
		688	735	11450	
FANNING MILL PEAVINERS AND PTS					
400 U STATES	NO				5331
		159	212	45634	
		159	212	45634	
HARVESTER COMBINES AND PARTS					
100 U KINGDOM	NO	15669		16214	5332
400 U STATES		140	274	2329518	
		140	274	2345732	
THRESHING MACHINE SEPARATORS					
400 U STATES	NO				5333
		1	1	1425	
		1	1	1425	
THRESHING MACHINE PARTS					
400 U STATES		39971		69361	5334
		39971		69361	
ELECT GENERATORS FARM AND PTS					
400 U STATES		5715		14352	5342
		5715		14352	
FOODER FEED CUTTERS AND PARTS					
400 U STATES	NO				5343
		12	44	32965	
		12	44	32965	
FRUIT VEGETABLE GRADING MACH					
100 U KINGDOM				206	5344
400 U STATES		24572		55625	
		24572		55831	
GRAIN HAY GRINDERS AND PARTS					
100 U KINGDOM	NO	172		172	5345
400 U STATES		242	628	129789	
		242	628	129961	
HAY PRESSES AND PARTS					
100 U KINGDOM	NO	34610		58706	5346
335 GERMANY W		4439	5	4439	
400 U STATES		796	1508	2010045	
		801	1513	2073190	
MANURE SPREADERS AND PARTS					
400 U STATES	NO				5350
		463	909	338290	
		463	909	338290	
POST HOLE BIGGERS AND PARTS					
400 U STATES	NO				5352
		155	167	10782	
		155	167	10782	
SPADES AND SHOVELS N O P					
100 U KINGDOM	DOZ	3364	684	7700	5353
231 HONG KONG		22	22	150	
335 GERMANY W		150	12	154	
347 JAPAN		440	1135	11326	
400 U STATES		366	617	10131	
		1145	2470	29461	
SPRAYING AND DUSTING MACHINES					
100 U KINGDOM		704		4595	5354
335 GERMANY W				1149	
376 SWITZRLND		1239		1676	
400 U STATES		318033		513003	
		319976		520423	

IMPORTS INTO CANADA FOR CONSUMPTION

Articles and Countries from which Imported	MONTH OF FEBRUARY 1956		TWO MONTHS ENDED FEBRUARY 1956		Class Number
	Quantities	Values (\$)	Quantities	Values (\$)	
STUMPING MACHINES AND PARTS	N0				5355
TRACTION DITCHING MACH AND PTS	N0				5356
400 U STATES	7	64831	9	87773	
	7	64831	9	87773	
TRACTORS INTERNAL COMBUSTION	N0				5357
100 U KINGDOM	167	243425	232	347941	
400 U STATES	2983	7042040	5675	14830776	
	3150	7285465	5907	15178717	
TRACTOR PARTS AND ACCESSORIES					5358
100 U KINGDOM		15122		84842	
327 FRANCE				383	
335 GERMANY W		358		1222	
381 ALASKA				799	
400 U STATES		3727700		8242915	
		3743180		8330161	
WINDMILLS AND PARTS					5361
400 U STATES		586		668	
		586		668	
PRUNING HOOKS SHEARS DEHORNERS					5362
100 U KINGDOM		496		2064	
335 GERMANY W		582		2549	
344 ITALY		1074		7435	
400 U STATES		10227		21126	
		12379		33174	
AGRIC IMPLEMENTS MOP AND PARTS					5363
100 U KINGDOM		812		1568	
400 U STATES		681056		1309313	
		681868		1310881	
KNIVES AND FORKS TABLE					5371
100 U KINGDOM		10781		27310	
215 INDIA		131		131	
305 AUSTRIA		449		449	
318 DENMARK				565	
327 FRANCE				1097	
335 GERMANY W		906		5684	
344 ITALY				192	
347 JAPAN		52463		96661	
352 MEXICO				77	
354 NETHRLNDS				82	
375 SWEDEN		359		1844	
400 U STATES		13382		45238	
		78471		179330	
POCKET KNIVES					5372
100 U KINGDOM		10017		27205	
305 AUSTRIA		414		414	
327 FRANCE		386		386	
335 GERMANY W		16025		30081	
344 ITALY		2599		2599	
347 JAPAN		414		2232	
354 NETHRLNDS				225	
375 SWEDEN				106	
376 SWITZRLND		57		249	
400 U STATES		12132		18775	
		42044		82272	
RAZORS N O P AND PARTS					5373
100 U KINGDOM		2172		2444	
335 GERMANY W		511		919	
400 U STATES		17514		35012	
		20197		38375	
SAFETY RAZOR BLADES	D0Z				5374
100 U KINGDOM	11767	1913	12199	1979	
335 GERMANY W	15833	1118	39582	2849	
400 U STATES	75473	3712	210155	10567	
	103073	6743	261936	15395	
SCISSORS AND SHEARS N O P					5375
100 U KINGDOM		14906		30081	
216 PAKISTAN				714	
335 GERMANY W		43958		81107	
344 ITALY		1111		5187	
347 JAPAN		259		359	
400 U STATES		49402		85170	
		109636		202618	
OTHER KNIVES N O P					5376
100 U KINGDOM		4542		12271	
231 HONG KONG		97		97	
327 FRANCE		72		636	
335 GERMANY W		3089		13926	
347 JAPAN		1521		1707	
375 SWEDEN				1051	
400 U STATES		9653		15512	
		18974		45200	
SPOONS					5377
100 U KINGDOM		70		887	
305 AUSTRIA		416		416	
318 DENMARK				250	
335 GERMANY W		704		1982	
344 ITALY		122		248	
347 JAPAN		15291		29348	
375 SWEDEN		173		480	
400 U STATES		6140		21716	
		22916		55327	
KNIVES BUTCHER AND KITCHEN					5378
100 U KINGDOM		9149		29332	
327 FRANCE		1590		3572	
335 GERMANY W		2699		7493	

IMPORTS INTO CANADA FOR CONSUMPTION

Articles and Countries from which Imported	MONTH OF FEBRUARY 1956		TWO MONTHS ENDED FEBRUARY 1956		Class Number
	Quantities	Values (\$)	Quantities	Values (\$)	
344 ITALY				514	
347 JAPAN				2337	
375 SWEDEN		118		118	
376 SWITZRLND		156		156	
400 U STATES		12986		37006	
		26698		80528	
HINGES AND BUTTS	LB				5381
100 U KINGDOM	54313	9610	73040	13061	
306 BELGIUM	2271	792	2271	792	
335 GERMANY W	44389	10293	51681	13500	
347 JAPAN	81757	16101	134086	24181	
375 SWEDEN			3304	845	
400 U STATES	86751	65683	163480	116776	
	269481	102479	427862	169155	
CUT NAILS	CWT				5391
100 U KINGDOM	25	206	59	508	
400 U STATES	175	7584	285	12579	
	200	7790	344	13087	
RAILWAY SPIKES AND SPIKES N O P	CWT				5392
400 U STATES	38	458	53	656	
	38	458	53	656	
TACKS ALL KINDS N O P	LB				5393
100 U KINGDOM	525	148	525	148	
335 GERMANY W	484	127	484	127	
400 U STATES	6344	1867	7588	2931	
	7353	2142	8597	3206	
WIRE NAILS OVER ONE INCH	CWT				5394
100 U KINGDOM			23	175	
306 BELGIUM	200	2802	750	10507	
347 JAPAN	12910	79320	34110	207474	
376 SWITZRLND	6	1327	6	1327	
400 U STATES	1436	18741	2420	34229	
	14552	102190	37309	253712	
NAILS AND BRADS N O P	LB				5395
100 U KINGDOM	5385	2277	10014	3414	
335 GERMANY W	1294	469	1294	469	
347 JAPAN			167	335	
376 SWITZRLND	600	1416	600	1416	
400 U STATES	16296	6489	31744	10968	
	23575	10651	43819	16602	
HAND SEWING NEEDLES					5400
100 U KINGDOM		2787		5289	
335 GERMANY W		336		336	
400 U STATES		80		1336	
		3203		6961	
SPRING BEARD AND LATCH NEEDLES	M				5401
100 U KINGDOM	61	2056	313	10573	
317 CZECHO S			5	175	
327 FRANCE	4	171	9	378	
335 GERMANY W	6	154	31	591	
376 SWITZRLND			1	106	
400 U STATES	368	13440	1124	33047	
	439	15821	1483	44870	
NEEDLES N O P					5402
100 U KINGDOM		19157		34806	
306 BELGIUM		933		2974	
317 CZECHO S		175		461	
327 FRANCE				156	
335 GERMANY W		6286		13823	
344 ITALY		892		1572	
347 JAPAN		335		2484	
354 NETHRLNDS		105		105	
376 SWITZRLND		692		692	
400 U STATES		21173		41029	
		49748		98102	
PINS N O P	LB				5403
100 U KINGDOM	15601	11637	38137	25021	
327 FRANCE			4	52	
335 GERMANY W	846	713	3042	1968	
347 JAPAN			363	500	
376 SWITZRLND	121	254	121	254	
400 U STATES	59225	31845	113331	71456	
	75793	44449	154998	99251	
PINS FOR MARKING SYSTEMS	LB				5404
400 U STATES	1799	4166	3198	6432	
	1799	4166	3198	6432	
NUTS AND BOLTS WASHERS RIVETS	LB				5411
100 U KINGDOM	161597	30054	398852	68554	
306 BELGIUM	61961	3854	142516	12189	
327 FRANCE	8255	1066	92587	10080	
335 GERMANY W	4839	2466	15832	7014	
344 ITALY			43425	3436	
347 JAPAN	56695	10461	79749	13590	
354 NETHRLNDS	10992	2794	46140	11845	
375 SWEDEN	722	616	4223	4671	
376 SWITZRLND	508	663	508	663	
400 U STATES	1391444	560288	2752548	1119081	
	1697013	612262	3576380	1251123	
MACHINE AND OTHER SCREWS N O P					5412
100 U KINGDOM		14553		22845	
306 BELGIUM				3103	
335 GERMANY W				75	
344 ITALY				66	
347 JAPAN		325		325	
354 NETHRLNDS		105		105	
375 SWEDEN		332		332	

IMPORTS INTO CANADA FOR CONSUMPTION

Articles and Countries from which Imported	MONTH OF FEBRUARY 1956		TWO MONTHS ENDED FEBRUARY 1956		Class Number	
	Quantities	Values (\$)	Quantities	Values (\$)		
376 SWITZRLND		211		272		
400 U STATES		162692		331109		
WOOD SCREWS OF IRON OR STEEL		178218		358232		
100 U KINGDOM		927		4166	5413	
231 HONG KONG		621		621		
306 BELGIUM		678		678		
335 GERMANY W		2644		4187		
347 JAPAN		4110		6049		
375 SWEDEN		3897		5783		
376 SWITZRLND				62		
400 U STATES		6865		12765		
FISH HOOKS COMMERCIAL		19742		34311		
347 JAPAN				90	5421	
359 NORWAY		9035		12489		
400 U STATES		1910		1910		
HARDWARE N O P		10945		14489		
100 U KINGDOM		29333		49002	5422	
234 AUSTRALIA		527		527		
317 CZECHO S				1179		
335 GERMANY W		984		2515		
347 JAPAN				1573		
354 NETHRLNDS		1815		1815		
400 U STATES		213187		466572		
LOCKS OF IRON OR STEEL		245846		523183		
100 U KINGDOM		429		3061	5423	
335 GERMANY W		3885		5126		
400 U STATES		75122		139728		
SKATES ICE		79436		147915		
100 U KINGDOM	PR 14892	25909	23130	38059	5425	
400 U STATES			15	161		
SKATES ROLLER		14892	25909	23145	38220	5426
400 U STATES	PR 3419	7179	5877	12070		
CARPET SWEEPERS		3419	7179	5877	12070	
400 U STATES	NO 934	3309	2878	7189	5441	
CLEANERS ELECTRIC VACUUM		934	3309	2878	7189	
100 U KINGDOM	NO 1388	30771	3515	71013	5442	
318 DENMARK		841	56	1706		
335 GERMANY W		20	637	20	637	
354 NETHRLNDS		429	10322	760	17798	
400 U STATES		4991	211100	8838	371057	
CLEANERS HAND VACUUM AND PARTS		6856	253671	13189	462211	
100 U KINGDOM		30494		77446	5443	
347 JAPAN		996		996		
354 NETHRLNDS				72		
375 SWEDEN				73		
400 U STATES		162498		335682		
CLOTHES WRINGERS DOMESTIC		193988		414269		
400 U STATES		21009		62906	5444	
SEWING MACHINES DOMESTIC		21009		62906		
100 U KINGDOM	NO 2153	38139	5223	91169	5445	
317 CZECHO S		6	6	138		
335 GERMANY W		202	22169	798	66785	
344 ITALY		604	48422	1289	87377	
347 JAPAN		5126	75465	7481	110382	
372 SPAIN		25	1463	25	1463	
376 SWITZRLND				330	21554	
400 U STATES		3184	101988	6729	270799	
SEWING MACH ATTACHMNTS DOMESTIC		11300	287784	21881	649667	
100 U KINGDOM		3753		8392	5446	
335 GERMANY W		483		612		
347 JAPAN		2554		2554		
376 SWITZRLND		1631		4251		
400 U STATES		36799		73874		
SEWING MACHINE PARTS DOMESTIC		45220		89683		
100 U KINGDOM		23179		53988	5447	
317 CZECHO S		727		727		
318 DENMARK		489		664		
327 FRANCE				755		
335 GERMANY W		8399		10321		
347 JAPAN		7043		7393		
375 SWEDEN		175		175		
376 SWITZRLND		321		667		
390 GERMANY E				139		
400 U STATES		60356		116238		
CLOTHES DRYERS DOMESTIC ELECTRIC		100689		191067		
400 U STATES	NO 1401	217276	2801	409781	5448	
WATER PUMPS DOMESTIC		1401	217276	2801	409781	
100 U KINGDOM	NO 43	608	210	1636	5449	
400 U STATES		168	11176	335	22802	
WASHING MACHINES ELECTRIC		211	11784	545	24438	
400 U STATES	NO 3547	431992	6238	771570	5450	
		3547	431992	6238	771570	

IMPORTS INTO CANADA FOR CONSUMPTION

Articles and Countries from which Imported	MONTH OF FEBRUARY 1956		TWO MONTHS ENDED FEBRUARY 1956		Class Number
	Quantities	Values (\$)	Quantities	Values (\$)	
WASHING MACH POWER NOT ELECT	NO				5451
WASHING MACH HAND OPERATED	NO				5452
WASHING MACHINE PARTS					5453
100 U KINGDOM		56		591	
400 U STATES		449148		758750	
		449204		759341	
IRONERS DOMESTIC ELECTRIC	NO				5454
400 U STATES	356	28976	480	38835	
	356	28976	480	38835	
ARTICLES FOR SMELTING IRON					5461
400 U STATES		52833		120135	
		52833		120135	
BLOWERS SMELTING APPARATUS					5462
376 SWITZRLND		1910		2042	
400 U STATES		59112		89019	
		61022		91061	
BUDDLES VANNERS SLIME TABLES					5463
400 U STATES		280		548	
		280		548	
CAR LOADING MACHINES COAL					5464
400 U STATES		448		1154	
		448		1154	
CHOCK RELEASE APPARATUS					5465
100 U KINGDOM		4816		4816	
		4816		4816	
COAL HEADING MACHINES					5466
400 U STATES		41932		44210	
		41932		44210	
MINERS LAMPS AND ACCESSORIES					5467
100 U KINGDOM				2874	
375 SWEDEN				1218	
400 U STATES		35841		73085	
		35841		77177	
AMALGAM SAFES ORE SAMPLERS					5468
100 U KINGDOM		413		1014	
400 U STATES		43922		107860	
		44335		108874	
SUNDRY METALLURGICAL APPARATUS					5469
100 U KINGDOM		72149		138663	
400 U STATES		312857		508059	
		385006		646722	
DIAMOND DRILLS CORE DRILLS					5470
100 U KINGDOM		44334		85059	
400 U STATES		27075		124283	
		71409		209342	
MINE LOADING MACH CONVEYORS					5471
100 U KINGDOM		132461		222880	
375 SWEDEN				11869	
400 U STATES		460342		1201608	
		592803		1436357	
MINE HOISTS NOT MADE IN CANADA					5472
MACHINERY ALLUVIAL MINING					5473
381 ALASKA				71	
400 U STATES		73941		240116	
		73941		240187	
MACHINERY ORE HANDLING					5474
MACHINERY ORE CONCENTRATION					5475
100 U KINGDOM				3810	
400 U STATES		64484		223562	
		64484		227372	
MACHINERY METAL REFINING					5476
400 U STATES		3605		11002	
		3605		11002	
ORE CRUSHERS GRINDING MILLS					5477
100 U KINGDOM		784		7473	
335 GERMANY W				110	
400 U STATES		333439		508600	
		334223		516183	
COAL CUTTERS AUGERS DRILLS					5478
100 U KINGDOM		838		1213	
400 U STATES		7369		65702	
		8207		66915	
POWER DRIVEN PUMPS FOR MINES					5479
400 U STATES		50		50	
		50		50	
PUMPS PREC METAL EXTRACTIDN					5480
400 U STATES		13958		102368	
		13958		102368	
ROCK DRILLS AND PARTS	NO				5481
100 U KINGDOM	32	24331	42	29542	
335 GERMANY W			1	260	
375 SWEDEN		21783		56265	
400 U STATES	81	162043	107	311103	
	113	208157	150	397170	
WELL DRILLING MACHINERY					5482
100 U KINGDOM		67326		94656	
305 AUSTRIA		49411		49411	
306 BELGIUM		5217		5217	
335 GERMANY W				2301	
400 U STATES		5830530		12200677	
		5952484		12352262	
ADDING MACHINES AND PARTS	NO				5500
100 U KINGDOM	22	5911	57	9985	

IMPORTS INTO CANADA FOR CONSUMPTION

Articles and Countries from which Imported	MONTH OF FEBRUARY 1956		TWO MONTHS ENDED FEBRUARY 1956		Class Number
	Quantities	Values (\$)	Quantities	Values (\$)	
335 GERMANY W			135	7484	
344 ITALY	21	2394	143	19840	
359 NORWAY	12	568	12	568	
375 SWEDEN	19	3054	94	11447	
376 SWITZRLND	170	13827	170	13827	
390 GERMANY E			8	880	
400 U STATES	211	186656	485	320065	
	455	212410	1104	384096	
BOOKKEEPING MACHINES AND PARTS	NO				5501
100 U KINGDOM	45	37408	139	114222	
335 GERMANY W	289	7963	327	18175	
344 ITALY	137	41701	502	132155	
375 SWEDEN	32	17861	32	17861	
376 SWITZRLND	46	5046	100	14652	
400 U STATES	592	1055086	1219	2197759	
	1141	1165065	2319	2494824	
CASH REGISTERS					5502
359 NORWAY		3150		3987	
375 SWEDEN		11276		25518	
400 U STATES		34453		46965	
		48879		76470	
CASH REGISTER PARTS					5503
375 SWEDEN				81	
400 U STATES		119650		228068	
		119650		228149	
DICTATING MACHINES AND PARTS					5504
100 U KINGDOM		46269		132686	
305 AUSTRIA		188		188	
318 DENMARK		598		2570	
327 FRANCE		335		335	
335 GERMANY W		2269		2269	
376 SWITZRLND				545	
400 U STATES		89901		232321	
		139560		370914	
TYPEWRITERS	NO				5505
100 U KINGDOM	2488	194810	3382	243759	
317 CZECHO S	500	14270	500	14270	
318 DENMARK	1	50	1	50	
327 FRANCE	58	2056	97	3422	
335 GERMANY W			20	1101	
344 ITALY	85	4220	92	4437	
375 SWEDEN	162	11548	215	15972	
376 SWITZRLND	81	7676	175	12955	
381 ALASKA			1	186	
400 U STATES	497	69432	1919	202488	
	3872	304062	6402	498640	
TYPEWRITER PARTS					5506
100 U KINGDOM		6271		16855	
327 FRANCE		670		2124	
335 GERMANY W		425		1524	
344 ITALY		614		757	
354 NETHRLNDS		166		214	
375 SWEDEN		1670		1728	
376 SWITZRLND		507		565	
400 U STATES		246979		511342	
		257302		535109	
MACHINERY 412A PAPER WORKING					5511
100 U KINGDOM		10168		41759	
317 CZECHO S		807		807	
318 DENMARK		114		114	
327 FRANCE		319		7069	
335 GERMANY W		32730		114492	
344 ITALY		456		456	
354 NETHRLNDS				284	
375 SWEDEN		5476		5476	
376 SWITZRLND				546	
380 USSR		200		200	
400 U STATES		998282		2083734	
		1048552		2254937	
MACHINERY 412A CELLULOSE					5512
400 U STATES		65		689	
		65		689	
NEWSPAPER PRESSES AND PARTS	NO				5513
100 U KINGDOM		283		1075	
376 SWITZRLND		233		233	
400 U STATES		126075	2	228296	
		126591	2	229604	
FLAT BED CYL PRESSES AND PARTS	NO				5514
400 U STATES	4	23258	8	53342	
	4	23258	8	53342	
PRINTING PRESSES	NO				5515
100 U KINGDOM	242	115772	520	205640	
305 AUSTRIA	1	115	1	115	
317 CZECHO S	1	2600	5	9344	
318 DENMARK	26	1619	66	3553	
327 FRANCE		1454	1	31947	
335 GERMANY W	5	74138	24	196102	
354 NETHRLNDS			1	4060	
375 SWEDEN	1	4223	31	5724	
376 SWITZRLND	1	6461	3	20872	
400 U STATES	689	653051	1084	1038980	
	966	859433	1736	1516337	
TYPECASTING MACHINES AND PARTS					5516
100 U KINGDOM				399	
335 GERMANY W		356		356	

IMPORTS INTO CANADA FOR CONSUMPTION

Articles and Countries from which Imported	MONTH OF FEBRUARY 1956		TWO MONTHS ENDED FEBRUARY 1956		Class Number
	Quantities	Values (\$)	Quantities	Values (\$)	
400 U STATES		190986		396450	
TYPEMAKING ACCESSORIES AND PTS		191342		397205	
100 U KINGDOM				213	5517
400 U STATES		5260		8281	
SHOVELS POWER NOT MADE CANADA	NO	5260		8494	
100 U KINGDOM	1	3777	1	3777	5518
400 U STATES	83	397630	150	710351	
SHOVELS POWER KIND MADE CANADA	NO	401407	151	714128	
100 U KINGDOM			2	25972	5519
400 U STATES	59	1321319	99	2084273	
SHOVELS POWER PARTS OF	59	1321319	101	2110245	
100 U KINGDOM		13100		26370	5520
335 GERMANY W		389		389	
400 U STATES		684028		1167908	
AIR COMPRESSING MACH AND PARTS		697517		1194667	
100 U KINGDOM		54909		96414	5521
318 DENMARK				1327	
335 GERMANY W		691		877	
354 NETHRLNDS		237		237	
375 SWEDEN		3314		21634	
376 SWITZRLND		220		1266	
400 U STATES		852719		1504651	
BAKERY MACHINERY AND PARTS		912090		1626406	
100 U KINGDOM		55		30374	5522
305 AUSTRIA		85		1760	
318 DENMARK				1722	
335 GERMANY W				349	
344 ITALY				307	
354 NETHRLNDS		488		488	
400 U STATES		372759		561886	
BOX END MACHINERY AND PARTS		373387		596886	
COAL CARBONIZING MACH AND PTS					5523
400 U STATES		132		493	
SEWING MACHINES INDUSTRIAL	NO	132		493	
100 U KINGDOM	22	3789	25	7494	5525
318 DENMARK	1	1509	2	3033	
327 FRANCE	1	1113	1	1113	
335 GERMANY W	82	8366	390	41777	
344 ITALY	1	245	1	245	
375 SWEDEN		138		138	
376 SWITZRLND	4	700	4	700	
400 U STATES	487	199344	871	381362	
CLAY PRODUCTS MACH AND PARTS	598	215204	1294	435862	
400 U STATES		28439		36701	5526
COAL COKE AND GAS MACH AND PTS		28439		36701	
400 U STATES		31596		229238	5527
WASTE RECOVERY MACH AND PARTS		31596		229238	
400 U STATES		47358		91645	5528
COAL HANDLING MACHINES AND PTS		47358		91645	
400 U STATES		844		6846	5529
CONCRETE MIXING MACH AND PARTS	NO	844		6846	
335 GERMANY W		282		282	5530
354 NETHRLNDS			1	463	
400 U STATES	34	132236	50	220994	
ROCK DRILL BITS	34	132518	51	221739	
375 SWEDEN	NO	669		7170	5531
400 U STATES		3615		23752	
DENTAL ENGINES ELECTRIC		4284		30922	
100 U KINGDOM	NO			17015	5532
400 U STATES	4	1248	7	1666	
DIES FOR STAMPING METAL PLATES	4	1030	9	3210	
HAND FIRE EXTINGUISHERS	8	2278	16	4876	
100 U KINGDOM		284		881	5534
400 U STATES		157628		270126	
FERTILIZER MACHINERY AND PARTS		157912		271077	
100 U KINGDOM		23192		33909	5535
318 DENMARK				6293	
375 SWEDEN				131	
400 U STATES		2866		5147	
FISH PREPARING MACH AND PARTS		26058		45480	
335 GERMANY W				318	5536
400 U STATES		4195		4601	
REFRIGERATING MACH AND PARTS		4195		4919	
100 U KINGDOM		10775		23384	5537
318 DENMARK				425	

IMPORTS INTO CANADA FOR CONSUMPTION

Articles and Countries from which Imported	MONTH OF FEBRUARY 1956		TWO MONTHS ENDED FEBRUARY 1956		Class Number
	Quantities	Values (\$)	Quantities	Values (\$)	
400 U STATES		527336		1212395	5538
LAWN MOWERS POWER AND PARTS	NO	538111		1236204	
100 U KINGDOM	522	28028	998	45107	5539
400 U STATES	6052	373425	7591	490311	
LAWN MOWERS N O P	NO	401453	8589	535418	5540
100 U KINGDOM	9017	64787	14964	108621	
335 GERMANY W	200	1551	200	1551	5541
400 U STATES	865	12228	2494	34276	
LEATHER MACHINERY AND PARTS	10082	78566	17658	144448	5542
100 U KINGDOM		273		273	
400 U STATES		72223		87652	5543
LOGGING MACHINERY AND PARTS		72496		87925	
100 U KINGDOM		2107		6070	5544
359 NORWAY		176		176	
375 SWEDEN				463	5545
400 U STATES		983842		2048339	
METAL DRILLING MACH AND PARTS		986125		2055048	5546
100 U KINGDOM		33655		76858	
306 BELGIUM		30270		30270	5547
335 GERMANY W		918		15533	
344 ITALY				5918	5548
375 SWEDEN		2587		3032	
376 SWITZRLNO				55	5549
400 U STATES		218399		512196	
METAL GRINDING MACH AND PARTS		285829		643862	5550
100 U KINGDOM		28570		48250	
306 BELGIUM		486		486	5551
317 CZECHO S				3023	
318 DENMARK		1840		5914	5552
335 GERMANY W		6344		29226	
344 ITALY		13322		13322	5553
354 NETHRLNDS		1050		1050	
375 SWEDEN		2835		4955	5554
376 SWITZRLNO				93	
400 U STATES		306776		813274	5555
METALWORKING LATHES AND PARTS		361223		919593	
100 U KINGDOM		92332		248195	5556
335 GERMANY W		63155		111844	
344 ITALY		12295		16751	5557
354 NETHRLNDS		466		466	
376 SWITZRLNO		639		1227	5558
400 U STATES		250381		617704	
METAL MILLING MACHINES AND PTS		419268		996187	5559
100 U KINGDOM		51402		83411	
318 DENMARK		6563		11038	5560
327 FRANCE		1770		1770	
335 GERMANY W		10962		29634	5561
344 ITALY		32326		44387	
376 SWITZRLND		183		14397	5562
400 U STATES		142951		308924	
METALWORKING PLANERS AND PARTS		246157		493561	5563
400 U STATES		1251		50362	
METALWORKING PRESSES AND PARTS		1251		50362	5564
100 U KINGDOM		28131		35805	
318 DENMARK		1025		1025	5565
335 GERMANY W		5919		13880	
344 ITALY				1956	5566
375 SWEDEN				2048	
376 SWITZRLND		4617		4617	5567
400 U STATES		303704		627917	
METAL ROLLING MILL MCH AND PTS		343396		687248	5568
100 U KINGDOM		3463		3463	
400 U STATES		75330		146899	5569
METAL SHAPERS SLOTTERS AND PTS		78793		150362	
100 U KINGDOM		18744		25297	5570
335 GERMANY W				4904	
344 ITALY				1767	5571
375 SWEDEN				1094	
376 SWITZRLND		1912		5189	5572
400 U STATES		29234		219591	
METALWORKING MCH N O P AND PTS		49890		257842	5573
100 U KINGDOM		31245		68968	
306 BELGIUM				159	5574
335 GERMANY W		12542		28384	
344 ITALY		152		152	5575
375 SWEDEN		1748		1748	
376 SWITZRLND				30801	5576
400 U STATES		867438		1954459	
MOTION PICTURE PROJECTORS		913125		2084671	5577
100 U KINGDOM		383		1877	
305 AUSTRIA		5691		5691	5578
327 FRANCE		645		1150	

IMPORTS INTO CANADA FOR CONSUMPTION

Articles and Countries from which Imported	MONTH OF FEBRUARY 1956		TWO MONTHS ENDED FEBRUARY 1956		Class Number
	Quantities	Values (\$)	Quantities	Values (\$)	
335 GERMANY W		257		675	
347 JAPAN				83	
376 SWITZRLND		2193		2193	
400 U STATES		186614		383046	
		195783		394715	
CRANES ETC NOT MADE IN CANADA	NO				5552
100 U KINGDOM	3	10677	4	13325	
375 SWEDEN	2	1970	2	1970	
400 U STATES	82	87881	162	366088	
	87	100528	168	381383	
CRANES ETC KIND MADE IN CANADA	NO				5553
100 U KINGDOM	13	12972	27	39843	
359 NORWAY	5	2298	6	3405	
400 U STATES	438	493099	840	1053769	
	456	508369	873	1097017	
CRANES HOISTS ETC NOP PARTS OF					5554
100 U KINGDOM		24530		46826	
335 GERMANY W		1472		1472	
359 NORWAY		284		447	
375 SWEDEN		1150		4100	
400 U STATES		356700		538950	
		384136		591795	
OZONE GENERATORS AND PARTS					5555
400 U STATES		484		855	
		484		855	
PAPER MILL MACHINES AND PARTS					5556
100 U KINGDOM		36290		291935	
335 GERMANY W		13385		21736	
375 SWEDEN		4407		7319	
400 U STATES		553161		1538403	
		607243		1859393	
PULP MILL MACHINES AND PARTS					5557
100 U KINGDOM		908		908	
327 FRANCE				21810	
400 U STATES		98301		243565	
		99209		266283	
POWER PUMPS N O P AND PARTS	NO				5558
100 U KINGDOM	23	28738	131	109239	
335 GERMANY W	1	10106	1	11509	
375 SWEDEN	15	5377	21	9058	
376 SWITZRLND			1	412	
400 U STATES	3430	765229	6499	1532619	
	3469	809450	6653	1662837	
RIFLE MAKING MACHINERY					5559
400 U STATES		238503		387992	
		238503		387992	
ROAD MAKING MACHINERY AND PTS					5560
100 U KINGDOM				11171	
400 U STATES		326851		569705	
		326851		580876	
TRENCH AND DITCH MACH AND PTS					5561
400 U STATES		3061		4890	
		3061		4890	
ROLLERS STREET ROAD AND PARTS	NO				5562
100 U KINGDOM		5170		5289	
400 U STATES	13	77335	21	120299	
	13	82505	21	125588	
ROLLS CAST FOR ROLLING STEEL					5563
100 U KINGDOM		17453		17453	
400 U STATES		72080		217955	
		89533		235408	
SAWMILL MACHINERY AND PARTS					5564
306 BELGIUM		617		617	
335 GERMANY W		5088		31312	
375 SWEDEN		3797		3797	
400 U STATES		71233		121560	
		80735		157286	
SCRAPERS RAILWAY OR ROAD					5565
400 U STATES		90348		225530	
		90348		225530	
SHOE MACHINERY AND PARTS					5566
100 U KINGDOM		271		3202	
318 DENMARK		136		2979	
335 GERMANY W		6466		11635	
400 U STATES		48952		125667	
		55825		143483	
ROLLS CAST FOR ROLLING PAPER					5567
100 U KINGDOM		25291		27846	
400 U STATES		125960		202202	
		151251		230048	
STAVE MAKING MACH AND PARTS					5568
400 U STATES		63		205	
		63		205	
STREET CLEANING MACH AND PARTS					5569
400 U STATES		64076		189013	
		64076		189013	
BEET SUGAR MACHINERY AND PARTS					5570
100 U KINGDOM				85	
400 U STATES		1889		8611	
		1889		8696	
VENEER DRYING MACHINES AND PTS					5571
400 U STATES		63274		126594	
		63274		126594	
WATER METERS N O P AND PARTS	NO				5572
100 U KINGDOM	46	6080	46	7230	

IMPORTS INTO CANADA FOR CONSUMPTION

Articles and Countries from which imported	MONTH OF FEBRUARY 1956		TWO MONTHS ENDED FEBRUARY 1956		Class Number
	Quantities	Values (\$)	Quantities	Values (\$)	
400 U STATES	9	1620	13	6061	
WATER TURBINES AND PARTS	55	7700	59	13291	5573
100 U KINGDOM		15612		19175	
400 U STATES		12959		15408	
WIRE STITCHER STAPLERS AND PTS		28571		34583	5574
100 U KINGDOM				5059	
335 GERMANY W		104		3743	
375 SWEDEN				4717	
400 U STATES		89752		181726	
YARN CORD FABRIC MACH AND PTS		89856		195245	5575
100 U KINGDOM		160296		534190	
305 AUSTRIA		100		100	
306 BELGIUM		734		11585	
317 CZECHO S				4971	
327 FRANCE		288		831	
335 GERMANY W		7739		24546	
344 ITALY		2321		2321	
376 SWITZRLND		7975		19627	
400 U STATES		1421328		2840706	
ALL MACHINERY N O P AND PARTS		1600781		3436877	5576
100 U KINGDOM		390651		1015443	
234 AUSTRALIA		203		203	
305 AUSTRIA		287		287	
306 BELGIUM		8129		8362	
317 CZECHO S		414		414	
318 DENMARK		333		7334	
326 FINLAND		1267		1317	
327 FRANCE		4815		17556	
335 GERMANY W		112214		247799	
344 ITALY		17572		32307	
347 JAPAN		666		1047	
354 NETHRLNDS		877		1295	
359 NORWAY		1734		1734	
375 SWEDEN		18032		78629	
376 SWITZRLND		17507		22749	
400 U STATES		8097705		15540497	
CIGARETTE CIGAR MACH AND PARTS		8672406		16976973	5577
100 U KINGDOM		19452		36541	
335 GERMANY W		16125		16125	
375 SWEDEN		464		464	
400 U STATES		21268		39121	
VENEER OR PLYWOOD MACH AND PTS		57309		92251	5578
100 U KINGDOM		193		193	
375 SWEDEN		2359		2359	
400 U STATES		43378		100656	
PURIFIERS FOR FISH OILS		45930		103208	5579
400 U STATES				288	
FORGED STEEL ROLLS				288	5580
100 U KINGDOM		30812		56631	
335 GERMANY W		2794		2794	
400 U STATES		71845		155775	
FIXED METERS GAUGES FOR LIQUID		105451		215200	5581
100 U KINGDOM		2467		2467	
335 GERMANY W				308	
400 U STATES		70307		128320	
AIR CONDITIONING APPARATUS N O P		72774		131095	5582
100 U KINGDOM		21385		38331	
335 GERMANY W		14647		15562	
376 SWITZRLND		3163		3163	
400 U STATES		644941		1208553	
DIES IN THE ROUGH		684136		1265609	5583
100 U KINGDOM		1428		1428	
375 SWEDEN		114		114	
400 U STATES		4891		12192	
BOTTLING MACHINES AND PARTS		6433		13734	5584
100 U KINGDOM		51		51	
400 U STATES		316139		433399	
BULLDOZERS EARTHMOVERS AND PTS	NO	316190		433450	5585
100 U KINGDOM	7	13096	11	20717	
400 U STATES	206	1704780	448	3210874	
CONVEYING EQUIPMENT AND PARTS	213	1717876	459	3231591	5586
100 U KINGDOM		22025		40412	
327 FRANCE				12120	
354 NETHRLNDS				831	
375 SWEDEN		384		954	
400 U STATES		577009		1305774	
POWER JACKS AND PARTS	NO	599418		1360091	5587
100 U KINGDOM	27	1819	47	3831	
375 SWEDEN			170	1262	
400 U STATES	5350	126799	9613	230277	
	5377	128618	9830	235370	

IMPORTS INTO CANADA FOR CONSUMPTION

Articles and Countries from which Imported	MONTH OF FEBRUARY 1956		TWO MONTHS ENDED FEBRUARY 1956		Class Number
	Quantities	Values (\$)	Quantities	Values (\$)	
STONE CRUSHING MACH AND PARTS 100 U KINGDOM 400 U STATES		118285		531054	5588
		118285		534025	
WOODWORKING MACH AND PARTS NOP 100 U KINGDOM 306 BELGIUM 318 DENMARK 327 FRANCE 335 GERMANY W 354 NETHRLNDS 375 SWEDEN 400 U STATES		32103		65432	5589
		413		546	
				7667	
				3012	
		7026		17740	
		1426		1426	
				9232	
		394798		748722	
		435766		853777	
AIR CONDITIONERS ROOM SIZE 100 U KINGDOM 400 U STATES	NO		54	1577	5590
		369	558	98519	
		369	612	100096	
SPRINGS FOR SURGICAL TRUSSES	LB				5591
SPRINGS FOR RAILWAY VEHICLES 100 U KINGDOM 400 U STATES				190	5592
		2932		3363	
		2932		3553	
SPRINGS FOR OTHER VEHICLES 400 U STATES		319		1977	5593
		319		1977	
SPRINGS FOR FURNITURE 400 U STATES		16408		40253	5594
		16408		40253	
SPRINGS FOR CLOCKS 400 U STATES		76		76	5595
		76		76	
BATHS BATHTUBS IRON OR STEEL 100 U KINGDOM 335 GERMANY W 400 U STATES		564		564	5600
				3576	
		38824		60531	
		39388		64671	
BASINS CLOSETS SINKS 100 U KINGDOM 375 SWEDEN 400 U STATES		9360		16516	5601
		50		50	
		102978		223826	
		112388		240392	
CONTAINERS TINPLATE FOR FOOD 400 U STATES		49743		97649	5602
		49743		97649	
CONTAINERS TINPLATE N O P 100 U KINGDOM 309 BRAZIL 335 GERMANY W 381 ALASKA 400 U STATES		3715		4380	5603
		66		66	
		73		73	
		80		80	
		169543		336671	
		173477		341270	
HOLLOW WARE ENAMELLED IRON 100 U KINGDOM 306 BELGIUM 318 DENMARK 335 GERMANY W 354 NETHRLNDS 375 SWEDEN 400 U STATES		3457		6577	5604
		1340		1340	
				450	
				50	
		234		234	
				223	
		50440		81120	
		55471		89994	
HOLLOW WARE IRON N O P 100 U KINGDOM 318 DENMARK 327 FRANCE 335 GERMANY W 347 JAPAN 354 NETHRLNDS 375 SWEDEN 400 U STATES		2329		3069	5605
				106	
		533		533	
		1064		1252	
		4326		22092	
		3145		3257	
				112	
		339757		648594	
		351154		679015	
KITCHEN DAIRY HOLLOW WARE TIN 335 GERMANY W 400 U STATES				567	5606
		21825		36131	
		21825		36698	
MFRS OF TIN AND TINPLATE N O P 100 U KINGDOM 335 GERMANY W 359 NORWAY 400 U STATES		3492		10338	5607
		650		2099	
		160		160	
		258100		445847	
		262402		458444	
ANVILS AND VISES 100 U KINGDOM 335 GERMANY W 347 JAPAN 376 SWITZRLND 400 U STATES		9384		23252	5621
		442		676	
				218	
		115		445	
		20960		37093	
		30901		61684	
AUGERS BITS AND DRILLS 100 U KINGDOM 234 AUSTRALIA 305 AUSTRIA 317 CZECHO S 327 FRANCE 335 GERMANY W		72555		146521	5622
		2754		8188	
		224		608	
		105		105	
		731		1885	
		18448		40721	

IMPORTS INTO CANADA FOR CONSUMPTION

Articles and Countries from which Imported		MONTH OF FEBRUARY 1956		TWO MONTHS ENDED FEBRUARY 1956		Class Number
		Quantities	Values (\$)	Quantities	Values (\$)	
	344 ITALY		1909		1909	
	347 JAPAN		669		3249	
	354 NETHRLNDS		365		2836	
	375 SWEDEN		1279		7536	
	400 U STATES		126356		230266	
AXES			225395		443824	
	100 U KINGDOM	002	65	798	153	2174
	335 GERMANY W		33	319	58	677
	375 SWEDEN		110	1247	327	3682
	400 U STATES		44	1182	127	2706
FILES N O P AND RASPS			252	3546	665	9239
	100 U KINGDOM	002	1651	4308	4323	12793
	335 GERMANY W		670	1028	670	1026
	366 PORTUGAL		756	1680	756	1680
	375 SWEDEN		99	1174	99	1174
	376 SWITZRLND				19	134
	400 U STATES		5646	29524	13832	55318
HACK SAW BLADES			8822	37714	19699	72127
	100 U KINGDOM			10414		18698
	335 GERMANY W			94		1181
	354 NETHRLNDS					106
	400 U STATES			15988		31782
SAWS N O P				26496		51767
	100 U KINGDOM			4438		8591
	305 AUSTRIA			561		561
	335 GERMANY W			3777		12785
	347 JAPAN					259
	375 SWEDEN			212		20260
	376 SWITZRLND			170		389
	400 U STATES			36068		70918
WRENCHES				45226		113763
	100 U KINGDOM			5696		7467
	335 GERMANY W			19055		50988
	344 ITALY			75		75
	347 JAPAN			3772		4531
	375 SWEDEN			176		2884
	376 SWITZRLND					312
	400 U STATES			245106		416721
ADZES CLEAVERS HATCHETS PLANES				273880		482978
	100 U KINGDOM			14988		31062
	305 AUSTRIA					340
	327 FRANCE			66		66
	335 GERMANY W			12679		28035
	344 ITALY					286
	347 JAPAN					560
	354 NETHRLNDS			569		569
	375 SWEDEN			6337		9096
	376 SWITZRLND			259		259
	400 U STATES			94343		187040
ENGINEERS PRECISION TOOLS				129241		257313
	100 U KINGDOM			35489		62294
	234 AUSTRALIA			442		442
	305 AUSTRIA					717
	317 CZECHOS					2853
	318 DENMARK			894		1427
	335 GERMANY W			20464		58366
	344 ITALY			5101		5101
	347 JAPAN			9530		16876
	375 SWEDEN			5055		7361
	376 SWITZRLND			10549		31999
	400 U STATES			296602		771585
TOOLS N O P				384126		959021
	100 U KINGDOM			33595		66734
	234 AUSTRALIA			472		531
	305 AUSTRIA			263		631
	318 DENMARK					275
	327 FRANCE			6029		6029
	335 GERMANY W			15241		36038
	344 ITALY			451		451
	347 JAPAN			8344		21623
	354 NETHRLNDS			4225		4225
	375 SWEDEN			1391		6078
	376 SWITZRLND			912		984
	400 U STATES			464479		943164
FILES MANICURE				535402		1086763
	100 U KINGDOM			339		419
	335 GERMANY W			158		682
	400 U STATES			2068		5243
TOOLS FOR USE IN MACHINES				2565		6344
	100 U KINGDOM			47619		88401
	306 BELGIUM					1752
	318 DENMARK					90
	327 FRANCE					1939
	335 GERMANY W			5939		22596
	344 ITALY			48		168
	354 NETHRLNDS			1325		1325

IMPORTS INTO CANADA FOR CONSUMPTION

Articles and Countries from which Imported	MONTH OF FEBRUARY 1956		TWO MONTHS ENDED FEBRUARY 1956		Class Number
	Quantities	Values (\$)	Quantities	Values (\$)	
375 SWEDEN		1986		5178	
376 SWITZRLND		456		1288	
400 U STATES		562020		1038036	
AUTOMOBILES FREIGHT NEW	NO	619393		1160773	
100 U KINGDOM	10	13433	30	56611	5641
335 GERMANY W	171	173082	348	356927	
400 U STATES	793	3496084	1603	6558889	
AUTOS PASS NEW UNDER 1200 DOL	974	3682599	1981	6972427	
100 U KINGDOM	NO				5642
335 GERMANY W	1238	1268612	2317	2387953	
400 U STATES	1262	945512	2315	1750816	
AUTOS PASS NEW 1200 TO 2100 DOL	2500	2214124	4635	4142195	
100 U KINGDOM	NO				5643
335 GERMANY W	158	207003	287	375175	
400 U STATES	26	34366	58	75841	
AUTOS PASS NEW N O P	2231	3831161	3344	5807413	
100 U KINGDOM	2415	4072530	3689	6258429	
335 GERMANY W	NO				5644
400 U STATES	29	94072	46	158799	
MOTOR OMNIBUSES NEW	5	17823	15	39121	
335 GERMANY W	2665	7216540	4694	12729428	
400 U STATES	2699	7328435	4755	12927348	
PARTS OF MOTOR BUS BODIES 43BI	NO				5645
100 U KINGDOM	36	40575	49	55570	
335 GERMANY W	44	179920	62	266273	
400 U STATES	80	220495	111	321843	
AXLES BRAKES CLUTCHES TRUCK					5646
100 U KINGDOM				4148	
335 GERMANY W				6089	
400 U STATES		469410		778346	
AUTOMOBILE PARTS N O P		469410		788583	
100 U KINGDOM					5648
335 GERMANY W		1590		6789	
400 U STATES		932		11099	
AUTOMOBILE PARTS N O P		2121336		3746222	
100 U KINGDOM		2123858		3764110	
234 AUSTRALIA					5650
327 FRANCE		235532		573351	
335 GERMANY W		223		159	
347 JAPAN		14853		2445	
354 NETHRLNDS		235		191232	
381 ALASKA		3002		361	
400 U STATES		17007018		3832	
BICYCLES N O P		17260863		200	
100 U KINGDOM	NO				5651
335 GERMANY W	11919	237156	18441	363267	
347 JAPAN			112	1247	
400 U STATES	49	1774	2	54	
BICYCLE PARTS	11968	238930	18877	370015	
100 U KINGDOM		20156		52937	5652
335 GERMANY W		2753		4570	
347 JAPAN		2711		4021	
375 SWEDEN		117		117	
400 U STATES		348		2368	
CARS RAILWAY BOX ANO FLAT		26085		64013	
400 U STATES	NO				5653
CARS RAILWAY PASSENGER					5654
400 U STATES	NO		1	3500	
CARS RAILWAY TANK			1	3500	
400 U STATES	5	70875	5	70875	
CARS RAILWAY N O P		70875		70875	
100 U KINGDOM	NO				5655
400 U STATES	54	75600	79	112000	
CARS RAILWAY PARTS OF		75600		112000	
100 U KINGDOM	NO				5656
335 GERMANY W	1	1078	12	14167	
400 U STATES	1	1078	9	68041	
MOTOR RAIL CARS ANO PARTS			21	82208	
100 U KINGDOM		5154		9415	5657
335 GERMANY W		1274		1274	
400 U STATES		154662		294528	
MOTOR RAIL CARS ANO PARTS		161090		305217	
100 U KINGDOM	NO				5658
381 ALASKA		7622	1	17123	
400 U STATES	5	270	5	270	
MOTOR CYCLES SIDE CARS AND PTS		36450		67644	
100 U KINGDOM	5	44342	6	85037	
305 AUSTRALIA	NO				5660
317 CZECHO S	111	58756	144	82896	
327 FRANCE		90		386	
335 GERMANY W		1906		1906	
344 ITALY		101	5	549	
400 U STATES	28	6000	36	7577	
MOTOR VEHICLES N O P		11673		12818	
100 U KINGDOM	258	113343	320	168502	
314 COLOMBIA					5661
335 GERMANY W	16	22661	36	49928	
		541	1	929	
			3	1820	

IMPORTS INTO CANADA FOR CONSUMPTION

Articles and Countries from which Imported	MONTH OF FEBRUARY 1956		TWO MONTHS ENDED FEBRUARY 1956		Class Number
	Quantities	Values (\$)	Quantities	Values (\$)	
344 ITALY	1	585	1	585	
400 U STATES	93	503873	239	1754579	
TRACTION ENGINES NOP AND PARTS	111	527660	280	1807841	5663
TRICYCLES N O P	NO				5664
335 GERMANY W			8	79	
400 U STATES	395	2032	1535	6026	
FRAMES FOR BICYCLES	395	2032	1543	6105	5670
TRUCKS BODIES FOR STREET CARS	NO				5671
FACTORY WAREHOUSE TRUCKS MOTOR	NO				5672
100 U KINGDOM	1	2479	6	19620	
400 U STATES	60	325095	145	681034	
FORK LIFT TRUCKS AND PARTS	61	327574	151	700654	5674
100 U KINGDOM	NO				
400 U STATES	7	26384	17	54190	
ROLLER BEARINGS AND PARTS NOP	203	898874	365	1581235	
100 U KINGDOM	210	925258	382	1635425	5680
305 AUSTRIA		61906		116953	
306 BELGIUM				3329	
335 GERMANY W		17212		213	
354 NETHRLNDS		1393		31250	
375 SWEDEN		21838		5009	
376 SWITZRLND				92269	
381 ALASKA				2756	
400 U STATES		372853		76	
ANCHORS FOR VESSELS		475202		836359	5681
100 U KINGDOM	CWT			1088214	
400 U STATES	84	1748	260	4480	
BALL AND ROLR BRNGS FOR AUTOS	244	7267	352	11982	5682
100 U KINGDOM	328	9015	612	16462	
335 GERMANY W		3049		3782	
375 SWEDEN				1445	
400 U STATES		694		6399	
BALLS ROLLERS FOR BEARINGS		316737		544816	5683
327 FRANCE		320480		556442	
335 GERMANY W		4378		6438	
375 SWEDEN		24643		28753	
400 U STATES		10223		10223	
BURNISHING BALLS		50071		76906	5684
400 U STATES		89315		122320	
BALL BEARINGS AND PARTS N O P		1179		1835	5685
100 U KINGDOM		1179		1835	
305 AUSTRIA		27542		52361	
335 GERMANY W		7991		9852	
375 SWEDEN		101204		177164	
376 SWITZRLND		39648		119867	
400 U STATES		205		16424	
BOTTLES STEEL FOR GAS		424464		885451	5686
100 U KINGDOM		601054		1261119	
220 BERMUDA				12250	
224 JAMAICA		410		410	
227 BAHAMAS		400		152	
400 U STATES		326361		800	
BAYONETS SWORDS FOILS MASKS		327171		462735	5687
100 U KINGDOM				476347	
335 GERMANY W		184		549	
344 ITALY		79		842	
365 POLAND		122		79	
400 U STATES		91		122	
MATERIALS FOR CREAM SEPARATORS		476		91	5688
DRUMS CYLINDERS BARRELS TANKS				1683	
100 U KINGDOM		8100		35418	5690
400 U STATES		234749		492400	
FRAMES FOR PURSES RETICULES		242849		527818	5691
100 U KINGDOM					
306 BELGIUM		8416		15845	
327 FRANCE		6810		12062	
335 GERMANY W		518		1687	
344 ITALY		5512		16411	
372 SPAIN		2046		2252	
400 U STATES		1683		1683	
FURNITURE OF METAL		18599		37826	5692
100 U KINGDOM		43584		87766	
231 HONG KONG					
335 GERMANY W		25407		52882	
344 ITALY				156	
354 NETHRLNDS		1156		2608	
375 SWEDEN		64		64	
376 SWITZRLND		280		280	
				1368	
		1168		1283	

IMPORTS INTO CANADA FOR CONSUMPTION

Articles and Countries from which Imported	MONTH OF FEBRUARY 1956		TWO MONTHS ENDED FEBRUARY 1956		Class Number
	Quantities	Values (\$)	Quantities	Values (\$)	
381 ALASKA				182	
400 U STATES		688268		1383031	
MATERIALS FOR BUOYS		716343		1441874	
400 U STATES		2377		11686	5693
		2377		11686	
GOLF SHAFTS OF SEAMLESS STEEL					5694
100 U KINGDOM		22020		43222	
400 U STATES		3692		4405	
		25712		47627	
MATERIALS FOR RIFLES					5695
METAL PARTS FOR SHOTGUNS					5696
GUN BARRELS ROUGH BORED					5697
100 U KINGDOM				1546	
				1546	
GUNS RIFLES AIR GUNS FIREARMS					5698
100 U KINGDOM		10305		13445	
317 CZECHO S		1250		1250	
327 FRANCE		404		404	
335 GERMANY W		419		2168	
344 ITALY		90		90	
372 SPAIN		1248		1248	
376 SWITZRLND		270		270	
400 U STATES		39475		55826	
		53461		74701	
GUNS NOT MADE IN CANADA					5699
100 U KINGDOM		2844		8856	
305 AUSTRIA		146		409	
306 BELGIUM		9791		13787	
317 CZECHO S		570		570	
335 GERMANY W				644	
344 ITALY		1024		3173	
372 SPAIN				3003	
375 SWEDEN		6313		8603	
400 U STATES		115029		195836	
		135717		234861	
KNIFE FORK SCISSORS BLANKS					5700
400 U STATES		12601		25212	
		12601		25212	
METAL PARTS LOOSELEAF BINDERS					5701
100 U KINGDOM		536		4507	
400 U STATES		47748		81982	
		48284		86489	
MAGIC LANTERNS AND SLIDES					5702
100 U KINGDOM		70		696	
335 GERMANY W		1260		1824	
344 ITALY		102		102	
376 SWITZRLND		445		445	
383 HAWAII				500	
400 U STATES		58754		127666	
		60631		131233	
PRESSED STEEL BELT PULLEYS					5703
100 U KINGDOM		330		3015	
400 U STATES		16045		28560	
		16375		31575	
RAILWAY TIES FISH PLATES IRON					5704
100 U KINGDOM	CWT 4040	24352	5876	34211	
306 BELGIUM	14	89	125	755	
335 GERMANY W	49	257	132	722	
400 U STATES	3081	24518	5059	37526	
	7184	49216	11192	73214	
RAILWAY INTERSECTION LAYOUTS					5705
400 U STATES		2325		7514	
		2325		7514	
SAFES AND DDORS FOR VAULTS					5706
100 U KINGDOM		20930		25310	
359 NORWAY		906		2054	
400 U STATES		82401		219774	
		104237		247138	
SCALES BALANCES WEIGHING BEAMS					5707
100 U KINGDOM		9646		22587	
335 GERMANY W		5504		13789	
344 ITALY		345		345	
354 NETHRLNDS				1967	
359 NORWAY		59		59	
375 SWEDEN		1653		3974	
376 SWITZRLND				11819	
400 U STATES		273792		464226	
		290999		518836	
STEEL WOOL					5708
400 U STATES		18325		32937	
		18325		32937	
LATH OF IRON OR STEEL					5709
100 U KINGDOM	CWT 23	286	179	2284	
347 JAPAN			33	402	
400 U STATES	1038	14625	2372	33255	
	1061	14911	2584	35941	
VALVES IRON OR STEEL N O P					5713
100 U KINGDOM		28426		49637	
318 DENMARK				1040	
335 GERMANY W				1258	
354 NETHRLNDS		16204		33622	
375 SWEDEN		3428		3428	
400 U STATES		685093		1415307	
		733151		1504292	


IMPORTS INTO CANADA FOR CONSUMPTION

Articles and Countries from which Imported	MONTH OF FEBRUARY 1956		TWO MONTHS ENDED FEBRUARY 1956		Class Number
	Quantities	Values (\$)	Quantities	Values (\$)	
MANUFACTURES OF IRON STEEL NOP					5714
100 U KINGDOM		278676		593017	
231 HONG KONG		1171		2593	
305 AUSTRIA		1038		1038	
306 BELGIUM		247		9225	
318 DENMARK				250	
327 FRANCE		1778		4556	
335 GERMANY W		36961		72344	
344 ITALY		50		17175	
347 JAPAN		14213		35506	
352 MEXICO				520	
354 NETHRLNDS		11962		19859	
359 NORWAY				65	
375 SWEDEN		9343		44975	
376 SWITZRLND		1931		8123	
381 ALASKA				68	
400 U STATES		5593393		10884283	
		5950763		11693597	
COOKING STOVES COAL OR WOOD	NO				5715
100 U KINGDOM	6	269	94	8763	
400 U STATES	4	345	25	1620	
	10	614	119	10383	
COOKING STOVES ELEC OVER 25DOL	NO				5716
400 U STATES	1469	206178	3426	432389	
	1469	206178	3426	432389	
COOKING STOVES GAS OVER 10 DOL	NO				5717
335 GERMANY W	1	62	1	62	
400 U STATES	1182	91459	2216	184025	
	1183	91521	2217	184087	
COOKING STOVES OIL OVER 10 DOL	NO				5718
400 U STATES	24	833	41	2163	
	24	833	41	2163	
FURNACES DOMESTIC HOT WATER					5719
400 U STATES		87881		131134	
		87881		131134	
FURNACES DOMESTIC WARM AIR	NO				5720
400 U STATES	1599	230391	3354	484892	
	1599	230391	3354	484892	
OIL BURNERS	NO				5721
400 U STATES	415	50726	627	82621	
	415	50726	627	82621	
RADIATORS CAST IRON	SQ FT				5722
400 U STATES	3839	494	6205	1677	
	3839	494	6205	1677	
ELECTRIC COOKING APPARATUS NOP					5723
100 U KINGDOM		18197		26808	
344 ITALY				733	
376 SWITZRLND				558	
400 U STATES		194756		350978	
		212953		379077	
HEATING COOKING APPARATUS NOP					5724
100 U KINGDOM		3051		10729	
375 SWEDEN				63	
400 U STATES		212270		473649	
		215321		484441	
PARTS HEATING AND COOKING APP					5725
100 U KINGDOM		1306		1911	
327 FRANCE		3954		3954	
335 GERMANY W		52		52	
400 U STATES		1066757		2017245	
		1072069		2023162	
OVENS COMMERCIAL BAKERY					5726
100 U KINGDOM		168		8570	
400 U STATES		7399		29686	
		7567		38256	
GAS STOVE THERMOSTATS LIGHTERS					5727
400 U STATES		6804		17840	
		6804		17840	
HEATERS OIL 20 DOLLARS OR OVER	NO				5728
100 U KINGDOM			2	135	
400 U STATES	1517	58491	2791	114903	
	1517	58491	2793	115038	
METAL STAMPINGS FOR BATHTUBS	CWT				5729
400 U STATES	6093	110296	12555	225150	
	6093	110296	12555	225150	
INDUSTRIAL FURNACES AND PARTS					5730
100 U KINGDOM		7620		17559	
359 NORWAY		45893		45893	
376 SWITZRLND		882		882	
400 U STATES		337289		602471	
		391684		666805	
RANGE OIL BURNERS	NO				5731
400 U STATES	314	10747	668	23325	
	314	10747	668	23325	
WATER HEATER PARTS					5733
100 U KINGDOM		626		880	
400 U STATES		60495		91771	
		61121		92651	
WATER HEATERS GAS	NO				5734
335 GERMANY W			40	1808	
400 U STATES	887	52881	2194	131783	
	887	52881	2234	133591	
WATER HEATERS ELECTRIC	NO				5735
100 U KINGDOM	47	657	351	2838	
400 U STATES	928	44143	1697	88201	
	975	44800	2048	91039	

IMPORTS INTO CANADA FOR CONSUMPTION

95

Articles and Countries from which Imported	MONTH OF FEBRUARY 1956		TWO MONTHS ENDED FEBRUARY 1956		Class Number
	Quantities	Values (\$)	Quantities	Values (\$)	
WATER HEATERS N O P					5736
100 U KINGDOM	N O		11	824	
400 U STATES		10602	330	23845	
		10602	341	24669	



IMPORTS INTO CANADA FOR CONSUMPTION

Articles and Countries from which Imported	MONTH OF FEBRUARY 1956		TWO MONTHS ENDED FEBRUARY 1956		Class Number
	Quantities	Values (\$)	Quantities	Values (\$)	
<u>GROUP 6</u>					
<u>NONFERROUS METALS AND PRODUCTS</u>					
ALUMINA N O P					
100 U KINGDOM	CWT		56	785	6001
221 B GUIANA		218296	218296	231070	
356 SURINAM		102027	85652	239961	
400 U STATES		115346	209341	203182	
		435669	526063	661495	
BAUXITE ALUMINA FOR REFINING					
224 JAMAICA	CWT	268016	831864	277536	6002
347 JAPAN		130500	385439	130500	
		398516	1217303	408036	
CRYOLITE OR KRYOLITE					
335 GERMANY W	CWT	44100	520000	66150	6003
400 U STATES		60	802	300	
		44160	520802	66450	
ALUMINUM PIGS INGOTS BLOCKS					
100 U KINGDOM	CWT		800	19828	6004
400 U STATES		1768	50355	9983	
		1768	50355	10783	
ALUMINUM SCRAP					
400 U STATES	CWT	6369	169010	9154	6005
		6369	169010	9154	
ALUMINUM ANGLES CHANNELS BEAMS					
100 U KINGDOM	CWT	462	19309	824	6006
400 U STATES		551	45651	1650	
		1013	64960	2474	
ALUMINUM BAR ROD AND WIRE RODS					
100 U KINGDOM	CWT	126	8155	677	6007
400 U STATES		1290	54581	1889	
		1416	62736	2566	
ALUMINUM LEAF OR FOIL					
100 U KINGDOM			22560	51279	6009
305 AUSTRIA			3087	4241	
318 DENMARK				118	
354 NETHRLNDS			1421	1421	
376 SWITZRLND			888	888	
400 U STATES			36481	64017	
			64437	121964	
ALUMINUM PIPES AND TUBES					
100 U KINGDOM	CWT	1817	79168	2971	6010
335 GERMANY W				3	
400 U STATES		949	48730	4070	
		2766	127898	7044	
ALUMINUM PLATES SHEETS STRIPS					
100 U KINGDOM	CWT	10371	375470	17712	6011
306 BELGIUM				156	
335 GERMANY W		7	248	7	
400 U STATES		3512	190175	6933	
		13890	565893	24808	
ALUMINUM POWDER AND PASTE					
100 U KINGDOM	LB	7280	2131	13805	6012
400 U STATES		11735	5417	20247	
		19015	7548	34052	
ALUMINUM WIRE AND CABLE					
100 U KINGDOM	CWT	8389	204966	8392	6013
400 U STATES		840	42764	887	
		9229	247730	9279	
ALUMINUM HOUSEHOLD HOLLOW WARE					
100 U KINGDOM			1087	2675	6014
344 ITALY			12128	15499	
347 JAPAN			996	17072	
400 U STATES			97559	160835	
			111770	196081	
ALUMINUM MANUFACTURES N O P					
100 U KINGDOM			40022	90396	6015
224 JAMAICA				245	
231 HONG KONG			317	317	
305 AUSTRIA				260	
306 BELGIUM				150	
327 FRANCE				221	
335 GERMANY W			4063	6045	
344 ITALY			917	1511	
347 JAPAN			2798	7768	
354 NETHRLNDS			86	856	
375 SWEDEN			3306	5409	
376 SWITZRLND			1832	4889	
400 U STATES			847614	1717263	
			900955	1835330	
BRASS IN BLOCKS INGOTS OR PIGS					
	CWT				6021
BRASS SCRAP					
100 U KINGDOM	CWT		4	52	6022
400 U STATES		2950	94474	3969	
		2950	94474	3973	
BRASS IN BARS AND RODS					
100 U KINGDOM	CWT	2	53	2	6023
400 U STATES		162	9643	363	
		164	9696	365	

IMPORTS INTO CANADA FOR CONSUMPTION

Articles and Countries from which Imported	MONTH OF FEBRUARY 1956		TWO MONTHS ENDED FEBRUARY 1956		Class Number
	Quantities	Values (\$)	Quantities	Values (\$)	
BRASS IN STRIPS SHEETS PLATES	CWT				6024
100 U KINGDOM	596	28023	1270	57599	
306 BELGIUM	20	902	20	902	
400 U STATES	578	36514	685	45631	
	1194	65439	1975	104132	
BRASS TUBING	CWT				6025
100 U KINGDOM	4	233	237	14960	
335 GERMANY W	19	1995	59	4858	
376 SWITZRLND			8	531	
400 U STATES	4952	101666	5871	180143	
	4975	103894	6175	200492	
METAL CAPS FOR ELEC BATTERIES					6026
400 U STATES		7787		9253	
		7787		9253	
BRASS CUPS FOR PAPER CARTRIDGE					6027
BRASS OR BRONZE COIN LOCKS					6029
400 U STATES				426	
				426	
BRASS HAND PUMPS N O P					6030
400 U STATES		2015		3424	
		2015		3424	
BRASS VALVES					6031
100 U KINGDOM		4476		13655	
318 DENMARK				7445	
335 GERMANY W		473		3212	
344 ITALY		8634		16552	
347 JAPAN		3111		5589	
354 NETHRLNDS		2957		4786	
359 NORWAY		314		314	
360 ISRAEL		4618		4618	
375 SWEDEN		4937		14221	
400 U STATES		375006		709460	
		404526		779852	
BRASS METERS AND PARTS					6032
100 U KINGDOM		4298		8786	
400 U STATES		31706		64175	
		36004		72961	
BRASS WIRE N O P	LB				6033
100 U KINGDOM	4480	2250	7267	3693	
400 U STATES	3394	2833	16541	15949	
	7874	5083	23808	19642	
BRASS WIRE CLOTH OR WOVEN WIRE					6034
100 U KINGDOM		186		846	
335 GERMANY W		8916		20633	
347 JAPAN				1916	
400 U STATES		10072		18629	
		19174		42024	
BRASS MANUFACTURES N O P					6035
100 U KINGDOM		63184		129118	
215 INDIA		517		1429	
231 HONG KONG		2323		4187	
305 AUSTRIA				58	
306 BELGIUM		259		547	
317 CZECHO S				72	
318 DENMARK				752	
327 FRANCE		502		3846	
335 GERMANY W		7106		10302	
344 ITALY		4417		19741	
347 JAPAN		11631		28176	
354 NETHRLNDS		9778		11339	
375 SWEDEN		333		516	
376 SWITZRLND		53		1576	
389 IRELAND				416	
392 SYRIA				240	
400 U STATES		1189742		2283808	
		1289845		2496123	
BRASS WIRE FOR FOURDRINIER					6036
COPPER IN BLOCKS PIGS INGOTS	CWT				6042
400 U STATES	9	378	9	378	
	9	378	9	378	
COPPER SCRAP	CWT				6043
400 U STATES	39740	1650138	45314	1877694	
	39740	1650138	45314	1877694	
COPPER BARS FOR ELECTRIC WIRES	CWT				6044
400 U STATES	4486	157912	8424	294985	
	4486	157912	8424	294985	
COPPER IN BARS OR RODS N O P	CWT				6046
400 U STATES	33	2988	60	5320	
	33	2988	60	5320	
COPPER IN STRIPS SHEETS PLATES	CWT				6047
100 U KINGDOM	364	20822	364	20822	
400 U STATES	172	13081	434	47627	
	536	33903	798	68449	
COPPER TUBING	CWT				6048
100 U KINGDOM	680	35022	1292	73421	
400 U STATES	385	31708	1001	75244	
	1065	66730	2293	148665	
COPPER ROLLERS FOR WALL PAPER					6049
100 U KINGDOM		14388		14681	
400 U STATES		1323		2943	
		15711		17624	
COPPER WIRE N O P	LB				6050
400 U STATES	34486	36297	59887	55552	
	34486	36297	59887	55552	

IMPORTS INTO CANADA FOR CONSUMPTION

Articles and Countries from which Imported	MONTH OF FEBRUARY 1956		TWO MONTHS ENDED FEBRUARY 1956		Class Number
	Quantities	Values (\$)	Quantities	Values (\$)	
COPPER WIRE CLOTH WOVEN WIRE					6051
335 GERMANY W				178	
400 U STATES		1265		1909	
		1265		2087	
COPPER MANUFACTURES OF N O P					6052
100 U KINGDOM		3722		5052	
305 AUSTRIA				69	
322 EGYPT				1478	
335 GERMANY W				1120	
347 JAPAN				701	
354 NETHRLNDS		6826		6826	
375 SWEDEN		143		562	
392 SYRIA		432		432	
400 U STATES		83581		179717	
		94704		195957	
LEAD IN PIGS AND BLOCKS	LB				6061
100 U KINGDOM			22400	3252	
400 U STATES	5006	1653	7506	2391	
		5006	29906	5643	
LEAD OLD AND SCRAP	LB				6062
400 U STATES			8095	719	
			8095	719	
LEAD IN BARS AND SHEETS	LB				6063
100 U KINGDOM	2506	394	11016	1787	
400 U STATES	254	53	15980	3327	
	2760	447	26996	5114	
LEAD PIPE	LB				6064
LEAD CAPSULES FOR BOTTLES					6065
100 U KINGDOM		9974		17813	
335 GERMANY W				5085	
		9974		22898	
LEAD SHOT AND BULLETS	LB				6066
100 U KINGDOM	351	129	945	353	
	351	129	945	353	
TEA LEAD	LB				6067
LEAD MANUFACTURES N O P					6068
100 U KINGDOM		2468		9096	
400 U STATES		20551		36681	
		23019		45777	
RODS 90 PC NICKEL FOR WIRE	LB				6070
NICKEL NICKEL SILVER IN INGOTS	LB				6071
400 U STATES			177862	47483	
			177862	47483	
NICKEL BARS RODS STRIPS SHEETS	LB				6072
100 U KINGDOM	48	140	48	140	
359 NORWAY			29945	19385	
400 U STATES	269810	316259	599735	650115	
	269858	316399	629728	669640	
NICKEL SILVER BARS RODS STRIPS	LB				6073
400 U STATES	180	249	2470	2280	
	180	249	2470	2280	
NICKEL CHROMIUM IN BARS RODS	LB				6074
400 U STATES	2856	3570	2856	3570	
	2856	3570	2856	3570	
NICKEL MANUFACTURES NOT PLATED					6075
100 U KINGDOM		195		746	
354 NETHRLNDS				108	
375 SWEDEN				1175	
400 U STATES		11452		38576	
		11647		40605	
NICKEL AND PLATED HOLLOW WARE					6076
100 U KINGDOM		354		354	
400 U STATES		291		291	
		645		645	
NICKEL PLATED WARE N O P					6077
100 U KINGDOM		20929		37066	
305 AUSTRIA				137	
335 GERMANY W		11104		25659	
344 ITALY		1051		1051	
347 JAPAN		280		5559	
354 NETHRLNDS		1864		2361	
372 SPAIN				500	
376 SWITZRLND		108		342	
400 U STATES		85029		165532	
		120365		238207	
ELECTRO PLATED WARE GILT WARE					6082
100 U KINGDOM		73319		132631	
215 INDIA		1208		1343	
231 HONG KONG		1413		1879	
305 AUSTRIA		482		3362	
306 BELGIUM		330		330	
327 FRANCE		303		1351	
335 GERMANY W		28071		55051	
344 ITALY		1347		5799	
347 JAPAN		73861		177270	
354 NETHRLNDS		358		506	
372 SPAIN		913		913	
375 SWEDEN		400		1088	
376 SWITZRLND		156		441	
400 U STATES		1101659		2186496	
		1283820		2568460	
GOLD SILVER SWEEPS GOLD FRINGE					6084
327 FRANCE		734		2005	

IMPORTS INTO CANADA FOR CONSUMPTION

Articles and Countries from which Imported	MONTH OF FEBRUARY 1956		TWO MONTHS ENDED FEBRUARY 1956		Class Number
	Quantities	Values (\$)	Quantities	Values (\$)	
400 U STATES		16997		28256	
GOLD SILVER DUTCH METAL LEAF		17731		30261	6085
100 U KINGDOM		3351		9753	
335 GERMANY W		202		861	
344 ITALY		164		164	
400 U STATES		4891		9875	
		8608		20653	
GOLD MANUFACTURES N O P					6086
100 U KINGDOM		196		7016	
335 GERMANY W		86		86	
376 SWITZRLND				468	
400 U STATES		6953		10420	
		7235		17990	
PLATINUM PALLADIUM IRIIDIUM					6087
100 U KINGDOM		359290		3061536	
400 U STATES		32748		45609	
		392038		3107145	
PLATINUM CRUCIBLES					6088
400 U STATES		166046		185376	
		166046		185376	
PLAT RETORT FOR SULPHURIC ACID					6089
BLACK OXIDE COPPER FOR COLOURS	LB				6090
SILVER UNMANUFACTURED	OZ				6091
400 U STATES			72	65	
			72	65	
COIN FOREIGN EXCEPT GOLD					6092
TOILET ARTICLES OF STERLING					6093
100 U KINGDOM		52		52	
400 U STATES		582		582	
		634		634	
SILVER MANUFACTURES N O P					6094
100 U KINGDOM		15019		36810	
318 DENMARK		642		1021	
327 FRANCE		100		100	
335 GERMANY W		470		845	
344 ITALY		200		360	
347 JAPAN				185	
359 NORWAY				141	
376 SWITZRLND				55	
400 U STATES		13548		23543	
		29979		63060	
TIN BLOCKS PIGS OR BARS	CWT				6101
100 U KINGDOM	112	11564	112	11564	
218 MALAYA	560	55897	672	66603	
306 BELGIUM	1120	114889	2240	230851	
354 NETHRLNDS	1008	99997	2800	279698	
400 U STATES	561	58307	1121	114535	
	3361	340654	6945	703251	
TIN FOIL	LB				6102
400 U STATES	1003	1271	4496	6139	
	1003	1271	4496	6139	
COLLAPSIBLE TUBES OF METAL					6103
400 U STATES		22223		31521	
		22223		31521	
ZINC SPELTER	CWT				6111
ZINC BLOCKS PIGS BARS PLATES	CWT				6112
400 U STATES	40	544	103	2344	
	40	544	103	2344	
ZINC STRIP AND SHEETS	CWT				6113
306 BELGIUM	344	6380	478	8918	
335 GERMANY W	133	2502	133	2502	
400 U STATES	1210	34020	2176	64641	
	1687	42902	2787	76061	
ZINC DUST	CWT				6115
100 U KINGDOM	240	3767	1180	18116	
400 U STATES	6	118	147	2744	
	246	3885	1327	20860	
ZINC MANUFACTURES N O P					6116
100 U KINGDOM		1914		5409	
327 FRANCE		373		373	
335 GERMANY W		3168		4145	
400 U STATES		205536		374425	
		210991		384352	
ZINC SLUGS FOR DRY BATTERIES					6117
327 FRANCE		166		166	
400 U STATES		26389		52228	
		26555		52394	
ALLOYS OF COPPER					6119
100 U KINGDOM				508	
335 GERMANY W		451		8037	
400 U STATES		64724		86426	
		65175		94971	
ALLOYS OF MAGNESIUM					6120
400 U STATES		66443		96492	
		66443		96492	
BABBITT METAL IN BLOCKS BARS	CWT				6121
100 U KINGDOM			23	893	
400 U STATES	35	2514	52	4512	
	35	2514	75	5405	
BRITANNIA METAL PIGS BLOCKS	CWT				6122

IMPORTS INTO CANADA FOR CONSUMPTION

101

Articles and Countries from which Imported	MONTH OF FEBRUARY 1956		TWO MONTHS ENDED FEBRUARY 1956		Class Number
	Quantities	Values (\$)	Quantities	Values (\$)	
BRITANNIA METAL MANUFACTURES					6123
100 U KINGDOM		1156		1989	
318 DENMARK		157		157	
400 U STATES		787		2052	
		2100		4198	
CHROMIUM TUNGSTEN FOR ALLOYS	LB				6124
100 U KINGDOM			4480	13806	
335 GERMANY W			200	678	
400 U STATES	10117	29971	14815	55462	
	10117	29971	19495	69946	
ALLOY SLUGS CAST WITH DIAMONDS					6125
400 U STATES		3321		4334	
		3321		4334	
PHOSPHOR TIN PHOSPHOR BRONZE	LB				6126
100 U KINGDOM	46610	33990	133279	94001	
335 GERMANY W	30440	13343	55567	34940	
400 U STATES	86885	68075	97294	79749	
	163935	115408	286140	208690	
WATCHES OVER ONE JEWEL					6127
100 U KINGDOM		60		60	
327 FRANCE				65	
335 GERMANY W		9002		13444	
376 SWITZRLNO		66841		109350	
400 U STATES		5465		6533	
		81368		129452	
WATCHES ONE OR NO JEWEL					6128
100 U KINGDOM		286		286	
335 GERMANY W		738		738	
375 SWEDEN				280	
376 SWITZRLNO		30571		50390	
400 U STATES		1305		1305	
		32900		52999	
WATCH ACTIONS OVER ONE JEWEL					6129
100 U KINGDOM		16631		16631	
327 FRANCE		7389		9080	
335 GERMANY W		23006		30473	
376 SWITZRLNO		182329		392171	
400 U STATES		12950		14553	
		242305		462908	
WATCH ACTIONS ONE OR NO JEWEL					6130
100 U KINGDOM				3382	
327 FRANCE				1585	
376 SWITZRLNO		14697		15099	
400 U STATES				833	
		14697		20899	
CLOCKS	NO				6131
100 U KINGDOM	700	3877	3080	9251	
327 FRANCE	2000	2522	2636	3909	
335 GERMANY W	20124	35692	42952	87211	
354 NETHRLNOS	6	226	6	226	
375 SWEDEN	18	344	20	414	
376 SWITZRLNO	364	2007	765	4695	
400 U STATES	14650	66690	28152	127620	
	37862	111358	77611	233326	
CLOCK MOVEMENTS AND CASES					6132
100 U KINGDOM		5590		13373	
335 GERMANY W				683	
376 SWITZRLNO				246	
400 U STATES		11761		17562	
		17351		31864	
PARTS OF CLOCK MOVEMENTS					6133
100 U KINGDOM		446		5678	
335 GERMANY W		69		537	
354 NETHRLNDS		1866		2005	
400 U STATES		39068		69244	
		41449		77464	
TIME RECORDERS					6134
100 U KINGDOM		2160		2160	
225 TRINIDAD		2350		2350	
335 GERMANY W		361		594	
376 SWITZRLNO		196		761	
400 U STATES		12617		27380	
		17684		33245	
WATCH CASES AND PARTS					6136
100 U KINGDOM		1773		2003	
231 HONG KONG				563	
327 FRANCE		4314		8395	
335 GERMANY W		7322		14311	
354 NETHRLNOS		626		626	
376 SWITZRLNO		18863		41714	
400 U STATES		67118		119738	
		100016		187350	
PARTS OF WATCH MOVEMENTS					6138
100 U KINGDOM		916		18162	
327 FRANCE		407		2616	
335 GERMANY W		2130		4510	
376 SWITZRLNO		23102		47297	
400 U STATES		25630		42859	
		52185		115444	
BATTERIES FLASHLIGHT AND PARTS					6139
231 HONG KONG		935		1371	
400 U STATES		2687		3638	
		3622		5009	
BATTERIES HEARING AID AND PARTS					6140
400 U STATES		29553		52806	
		29553		52806	

IMPORTS INTO CANADA FOR CONSUMPTION

Articles and Countries from which Imported	MONTH OF FEBRUARY 1956		TWO MONTHS ENDED FEBRUARY 1956		Class Number	
	Quantities	Values (\$)	Quantities	Values (\$)		
BATTERIES ELECTRIC PRIMARY N O P					6141	
100 U KINGDOM		191		561		
327 FRANCE		3010		5354		
335 GERMANY W		172		4581		
347 JAPAN				270		
400 U STATES		48340		68662		
		51713		79428		
BATTERIES STORAGE N O P PARTS					6142	
100 U KINGDOM		5731		27193		
305 AUSTRIA				74		
327 FRANCE				1369		
335 GERMANY W		316		6402		
375 SWEDEN		2000		2000		
400 U STATES		219846		351478		
		227893		388516		
APPARATUS ELECTRIC HEATING N O P					6143	
100 U KINGDOM		784		6845		
327 FRANCE		742		742		
335 GERMANY W		995		995		
400 U STATES		149441		296878		
		151962		305460		
DYNAMOS GENERATORS AND PTS N O P					6144	
100 U KINGDOM		87285		215388		
335 GERMANY W		1685		4854		
376 SWITZRLND		1341		27514		
400 U STATES		704006		1302415		
		794317		1550171		
FUSES FUSE PLUGS CUTOUTS PARTS					6145	
100 U KINGDOM		8649		15882		
400 U STATES		129591		187660		
		138240		203542		
FLUORESCENT TUBES ARC LAMPS	N O				6146	
100 U KINGDOM	72	360	72	360		
400 U STATES	117483	61032	190805	128946		
		117555		129306		
LAMPS ELECTRIC CARBON FILAMENT	N O				6147	
LAMPS ELECTRIC METAL FILAMENT	N O					
100 U KINGDOM	8859	1060	14749	2057	6148	
231 HONG KONG			112550	1035		
305 AUSTRIA	100	206	100	206		
306 BELGIUM	5090	727	5090	727		
335 GERMANY W	100	180	399	765		
347 JAPAN	1258500	23755	2780500	47908		
354 NETHRLNDS	120174	6721	224395	14028		
375 SWEDEN	25	65	25	65		
400 U STATES	1011940	179867	1990660	355988		
	2404788	212581	5128468	422779		
LIGHTS HEAD SIDE TAIL TORCHES						6149
100 U KINGDOM		653		3003		
231 HONG KONG		25849		39052		
317 CZECHO S				610		
335 GERMANY W		3310		5851		
347 JAPAN		238		605		
354 NETHRLNDS		169		169		
400 U STATES		83753		162552		
		113972		211842		
ELECTRIC LIGHT FIXTURES N O P					6150	
100 U KINGDOM		4983		9000		
231 HONG KONG				225		
305 AUSTRIA		328		328		
306 BELGIUM				244		
317 CZECHO S		1800		4348		
318 DENMARK		584		1582		
326 FINLAND		170		170		
327 FRANCE		542		2046		
335 GERMANY W		3794		6921		
344 ITALY		1714		4121		
347 JAPAN		1518		3613		
354 NETHRLNDS		57		1716		
359 NORWAY		347		347		
372 SPAIN		474		936		
375 SWEDEN		87		87		
400 U STATES		534761		999672		
		551159		1035356		
LIGHTNING ARRESTERS REACTORS					6151	
100 U KINGDOM				3798		
327 FRANCE				839		
375 SWEDEN		3526		5918		
376 SWITZRLND		8878		9236		
400 U STATES		12780		52309		
		25184		72100		
MAGNETOS FOR GAS ENGINES					6152	
100 U KINGDOM				321		
400 U STATES		6928		9318		
		6928		9639		
METERS ELECTRIC AND PARTS N O P					6153	
100 U KINGDOM		26246		67542		
305 AUSTRIA				754		
327 FRANCE				715		
335 GERMANY W				460		
347 JAPAN		4962		8834		
354 NETHRLNDS		3444		3444		
376 SWITZRLND		1760		6713		
400 U STATES		184934		407459		
		221546		495921		

IMPORTS INTO CANADA FOR CONSUMPTION

Articles and Countries from which Imported	MONTH OF FEBRUARY 1956		TWO MONTHS ENDED FEBRUARY 1956		Class Number	
	Quantities	Values (\$)	Quantities	Values (\$)		
MOTORS ELECTRIC UNDER 10 DOL	NO				6154	
100 U KINGDOM	332	3180	932	4348		
400 U STATES	15661	59702	22373	99962		
	15993	62882	23305	104310		
MOTORS ELECTRIC NOP AND PARTS					6155	
100 U KINGDOM		138197		373003		
306 BELGIUM		7218		16544		
335 GERMANY W		7724		10764		
347 JAPAN				94		
354 NETHRLNDS		805		1294		
375 SWEDEN		1177		2172		
376 SWITZRLND		476		1485		
400 U STATES		1098783		1976890		
		1254380		2382246		
RHEQSTATS CONTROLLERS STARTERS					6156	
100 U KINGDOM		26459		68653		
318 DENMARK		606		606		
335 GERMANY W		706		859		
376 SWITZRLND		1404		2381		
400 U STATES		848775		1782083		
		877950		1854582		
SAD IRONS ELECTRIC AND PARTS					6157	
100 U KINGDOM		7284		15497		
400 U STATES		35209		61723		
		42493		77220		
SELFCONTAINED LIGHTING OUTFITS					6158	
100 U KINGDOM		908		908		
400 U STATES		596		830		
		1504		1738		
SOCKETS OUTLETS RECEPTACLES					6159	
100 U KINGDOM		2221		2735		
354 NETHRLNDS		152		152		
400 U STATES		239691		548758		
		242064		551645		
SPARK PLUGS MAGNETOS IGNITION					6160	
100 U KINGDOM		23404		24075		
335 GERMANY W		7505		9341		
400 U STATES		70930		153411		
		101839		186827		
SWITCHES SWITCHBOARDS AND PTS					6161	
100 U KINGDOM		197502		339850		
305 AUSTRIA		182		674		
335 GERMANY W		414		13666		
375 SWEDEN				112		
376 SWITZRLND		115191		235854		
400 U STATES		1060319		2041879		
		1373608		2632035		
SWITCHGEAR FOR MINES					6162	
100 U KINGDOM		3440		3657		
400 U STATES		1191		3516		
		4631		7173		
TELEGRAPH APPARATUS AND PARTS					6163	
100 U KINGDOM		8618		31412		
400 U STATES		469954		667651		
		478572		699063		
TELEPHONE APPARATUS AND PARTS					6164	
100 U KINGDOM		105426		392577		
234 AUSTRALIA		1295		1295		
305 AUSTRIA		344		2978		
318 DENMARK		1749		4695		
335 GERMANY W		582		924		
347 JAPAN				115		
354 NETHRLNDS		234		234		
375 SWEDEN		42362		48247		
376 SWITZRLND		2410		2410		
400 U STATES		998444		1993892		
		1152846		2447367		
TRANSFORMERS AND PARTS N O P						6165
100 U KINGDOM		105143		149048		
305 AUSTRIA		68282		68282		
327 FRANCE				95		
335 GERMANY W		1212		1574		
344 ITALY				318		
347 JAPAN		225		225		
354 NETHRLNDS		1216		2330		
375 SWEDEN		4682		19178		
376 SWITZRLND		9623		375020		
400 U STATES		586569		1185940		
		776954		1802010		
RADIO TUBES	NO				6166	
100 U KINGDOM	803	8291	1670	33346		
344 ITALY			950	381		
354 NETHRLNDS	43074	15093	105432	33392		
400 U STATES	770721	763635	1627473	1634207		
	814598	787019	1735525	1701326		
RADIO APPARATUS N O P					6167	
100 U KINGDOM		208222		637174		
318 DENMARK		461		2071		
335 GERMANY W		6982		9953		
344 ITALY				225		
347 JAPAN		926		3947		
354 NETHRLNDS		28405		47125		
400 U STATES		3425311		7248785		
		3670307		7949280		
ELECTRIC DRY SHAVING MACHINES					6168	
335 GERMANY W		39790		40897		

IMPORTS INTO CANADA FOR CONSUMPTION

Articles and Countries from which Imported	MONTH OF FEBRUARY 1956		TWO MONTHS ENDED FEBRUARY 1956		Class Number
	Quantities	Values (\$)	Quantities	Values (\$)	
354 NETHRLNDS		36103		60257	
376 SWITZRLND		301		2821	
400 U STATES		132395		287629	
		208589		391604	
ELECT STEAM GENERATORS AND PTS	N0				6169
100 U KINGDOM	1	43935	1	189332	
376 SWITZRLND		189	1	33756	
400 U STATES	1	40030	3	530437	
	2	84154	5	753525	
ELECTRIC APPARATUS N O P					6170
100 U KINGDOM		119418		186509	
231 HONG KONG		1245		1245	
305 AUSTRIA				356	
306 BELGIUM		136		136	
317 CZECHOS				943	
318 DENMARK		261		261	
327 FRANCE		2039		3638	
335 GERMANY W		3155		5618	
347 JAPAN		2365		4784	
354 NETHRLNDS		1750		12547	
375 SWEDEN		2227		2458	
376 SWITZRLND		5237		7722	
400 U STATES		2155566		4055530	
		2293399		4281747	
ELECTRIC PRECISION INSTRUMENTS					6171
100 U KINGDOM		30216		75711	
225 TRINIDAD		4926		4926	
318 DENMARK		125		390	
327 FRANCE		1062		1062	
335 GERMANY W		13414		18632	
354 NETHRLNDS				495	
376 SWITZRLND		15425		15880	
400 U STATES		584496		1338676	
		649664		1455772	
ELECTRIC OR GAS WELDING APP					6172
100 U KINGDOM		7269		18747	
335 GERMANY W		135		237	
400 U STATES		506564		913178	
		513968		932162	
RADIO RECEIVING SETS	N0				6173
100 U KINGDOM	3	254	154	14536	
318 DENMARK			2	251	
335 GERMANY W	319	17054	416	21955	
347 JAPAN	700	9505	1028	11959	
354 NETHRLNDS	1	120	51	826	
375 SWEDEN	5	405	5	405	
400 U STATES	4669	187028	7704	297681	
	5697	214366	9360	347613	
TELEVISION RECEIVING SETS	N0				6174
400 U STATES	267	30764	596	61288	
	267	30764	596	61288	
RADIO SET PARTS TARIFF 4450					6175
100 U KINGDOM		59067		103411	
318 DENMARK		307		689	
335 GERMANY W		310		1094	
354 NETHRLNDS		24027		26842	
375 SWEDEN		851		851	
376 SWITZRLND				699	
400 U STATES		394654		843458	
		479216		977044	
RADIO TUBE PARTS TARIFF 445P					6176
100 U KINGDOM				483	
335 GERMANY W				383	
354 NETHRLNDS		2249		4622	
400 U STATES		760572		1390833	
		762821		1396321	
SOUND EQUIPMENT					6177
100 U KINGDOM		10909		17542	
234 AUSTRALIA		195		195	
318 DENMARK		282		282	
335 GERMANY W		1594		2088	
347 JAPAN		1523		4787	
354 NETHRLNDS		229		16688	
400 U STATES		297293		604579	
		312025		646161	
LIGHTING FIXTURES GAS COAL OIL					6181
100 U KINGDOM		4128		4893	
231 HONG KONG				65	
318 DENMARK				277	
327 FRANCE				1141	
335 GERMANY W		297		4225	
347 JAPAN				3075	
354 NETHRLNDS		725		725	
400 U STATES		20346		49267	
		25496		63668	
GAS MANTLES GAS BURNERS					6182
100 U KINGDOM				63	
327 FRANCE		53		53	
400 U STATES		5163		10365	
		5216		10481	
GAS METERS AND PARTS					6183
100 U KINGDOM		29068		48229	
400 U STATES		53784		139776	
		82852		188005	
PLATES CYLINDERS ENGRAVERS					6191
100 U KINGDOM		979		3114	

IMPORTS INTO CANADA FOR CONSUMPTION

105

Articles and Countries from which Imported	MONTH OF FEBRUARY 1956		TWO MONTHS ENDED FEBRUARY 1956		Class Number
	Quantities	Values (\$)	Quantities	Values (\$)	
335 GERMANY W				171	
354 NETHRLNDS				403	
400 U STATES		73061		126506	
PLATES PRINTING 2 COLOURS		74040		130194	
100 U KINGDOM				840	6192
400 U STATES		431		37256	
PLATES FOR PRINTING MUSIC		20748		38096	
400 U STATES		21179		5271	6193
STEREOTYPES ELECTROTYPES N O P		709		5271	
400 U STATES	SQ IN	20541	28434	5587	6194
MATRICES FOR STEREOTYPES 475A		4017	28434	5587	
400 U STATES	SQ IN	20541		2346	6195
STEREOTYPES FOR BOOKS		1132	577225	2346	
100 U KINGDOM	SQ IN	228160		126	6196
400 U STATES		1132	557	43389	
STEREOTYPES FOR ADVERTISEMENTS		19455	654677	43515	
100 U KINGDOM	SQ IN	230525		174	6197
354 NETHRLNDS		19455	176	360	
400 U STATES		14269	691259	27624	
TYPE METAL IN BLOCKS PLATES	LB	348014	693867	28158	6198
TYPE PRINTING CHASES QUINS		14269			
100 U KINGDOM		1300		3620	6199
335 GERMANY W				605	
354 NETHRLNDS		248		1160	
380 USSR		378		378	
400 U STATES		15903		27140	
PRINTG PLATES FOR PUBLICATIONS		17829		32903	
100 U KINGDOM		484		607	6200
354 NETHRLNDS				181	
400 U STATES		49209		91485	
MOULDING MATERIAL ELECTROTYPE		49693		92273	
400 U STATES		2792		4466	6201
TUNGSTEN BEARING ORES		2792		4466	
400 U STATES	CWT		270	40844	6208
CHROME ORE			270	40844	
216 PAKISTAN	CWT	4091	4091	4195	6210
400 U STATES		28426	28426	70832	
ANTIMONY OR REGULUS OF		32517	32517	75027	
100 U KINGDOM	LB	76000	76000	19982	6211
313 CHINA		92036	172691	30715	
BISMUTH METALLIC NATURAL		168036	248691	50697	
363 PERU	LB		7816	15941	6212
CINNABAR			7816	15941	
COBALT ORE	LB				6214
400 U STATES	CWT		19	1031	6215
MANGANESE ORE			19	1031	
100 U KINGDOM	CWT	74	174	2436	6216
400 U STATES		266949	361154	681187	
ORES OF METALS N O P		267023	361328	683623	
400 U STATES	CWT	4823	8610	21823	6217
MERCURY OR QUICKSILVER		4823	8610	21823	
344 ITALY	LB		28523	99743	6218
352 MEXICO		3876	6633	22179	
400 U STATES		20312	31203	107891	
ANODES NICKEL ZINC COPPER ETC		24188	66359	229813	
400 U STATES		1638		4526	6219
ARTICLES FOR AGRIC IMPLEMENTS		1638		4526	
100 U KINGDOM		2223		2709	6220
400 U STATES		17715		50120	
ARTICLES FOR STORAGE BATTERIES		19938		52829	
400 U STATES		38201		67351	6221
BELLS FOR CHURCHES		38201		67351	
327 FRANCE		3255		7903	6222
376 SWITZRLND		349		349	
400 U STATES		37598		43290	
BELLS AND GONGS N O P		41202		51542	
100 U KINGDOM		104		339	6223
306 BELGIUM		978		1956	
335 GERMANY W		745		1167	
376 SWITZRLND		233		233	
400 U STATES		23017		38068	
		25077		41763	


IMPORTS INTO CANADA FOR CONSUMPTION

Articles and Countries from which Imported	MONTH OF FEBRUARY 1956		TWO MONTHS ENDED FEBRUARY 1956		Class Number
	Quantities	Values (\$)	Quantities	Values (\$)	
SLIDE OR ZIPPER FASTENERS					6225
100 U KINGDOM		58		460	
400 U STATES		3825		8532	
		3883		8992	
BUCKLES CLASPS EYELETS HOOKS					6226
100 U KINGDOM		10421		21424	
317 CZECHOS		640		640	
327 FRANCE		375		650	
335 GERMANY W		4182		5454	
344 ITALY		253		917	
376 SWITZRLND		429		511	
400 U STATES		118625		257014	
		134925		286610	
CAGES ANIMAL OF WIRE AND PARTS					6227
100 U KINGDOM		188		2019	
335 GERMANY W				508	
347 JAPAN				154	
400 U STATES		3234		6533	
		3422		9214	
CHRONOMETERS COMPASSES SHIPS					6228
100 U KINGDOM		5903		14062	
335 GERMANY W		549		1166	
400 U STATES		2667		7369	
		9119		22597	
METAL ARTICLES FOR JEWELLERY					6229
100 U KINGDOM		225		225	
335 GERMANY W		1909		2903	
400 U STATES		47649		82242	
		49783		85370	
ARTICLES FOR USE IN FISHERIES					6230
100 U KINGDOM		5610		6222	
347 JAPAN		109		621	
366 PORTUGAL		2265		2989	
400 U STATES		18106		32634	
		26090		42466	
ARTICLES N O P FOR MFR SHIPS					6232
100 U KINGDOM		69995		211121	
335 GERMANY W		2806		2934	
375 SWEDEN		166		166	
400 U STATES		332102		700925	
		405069		915146	
ELEMENTS FOR LAMP FILAMENTS					6233
305 AUSTRIA		2731		9072	
354 NETHRLNDS		8484		16475	
400 U STATES		165831		302560	
		177046		328107	
METAL PTS FOR COVERED BUTTONS					6234
400 U STATES		9231		16544	
		9231		16544	
NAILS TACKS BRASS OR COPPER					6235
100 U KINGDOM				215	
400 U STATES		1084		1550	
		1084		1765	
PATTERNS OF METAL NOT MODELS					6236
327 FRANCE				100	
400 U STATES		9561		21809	
		9561		21909	
UMBRELLA PARTS EXCEPT FABRIC					6237
335 GERMANY W		1872		2679	
344 ITALY		129		129	
400 U STATES		44278		76695	
		46279		79503	
RIVETS BURRS BRASS OR COPPER					6238
100 U KINGDOM		415		762	
400 U STATES		14040		42130	
		14455		42892	
SCREWS OF METAL N O P					6240
100 U KINGDOM		458		720	
306 BELGIUM		1145		1145	
335 GERMANY W		2959		4851	
347 JAPAN		301		301	
375 SWEDEN		143		429	
400 U STATES		9075		19121	
		14081		26567	
SHOE AND CORSET EYELETS HOOKS					6241
335 GERMANY W		398		1745	
344 ITALY				5058	
400 U STATES		11387		34409	
		11785		41212	
TIPS STUOS FOR CORSET CLASPS					6242
100 U KINGDOM		430		866	
400 U STATES		181		700	
		611		1566	
TRACTION ENGINE MATERIALS					6243
WIRE FOR SHOE NAILING MACHINES	LB				6245
400 U STATES	160	67	5384	1360	
	160	67	5384	1360	
WIRE NON FERROUS COVERED					6247
100 U KINGDOM		231827		262717	
335 GERMANY W		675		4259	
400 U STATES		534374		1091143	
		766876		1358119	
WIRE TINSEL FOR BRAIOS CORDS					6248
400 U STATES		224		224	
		224		224	

IMPORTS INTO CANADA FOR CONSUMPTION

107

Articles and Countries from which Imported	MONTH OF FEBRUARY 1956		TWO MONTHS ENDED FEBRUARY 1956		Class Number
	Quantities	Values (\$)	Quantities	Values (\$)	
WIRE STRANDED NON FERROUS					
100 U KINGDOM		256		4967	6249
400 U STATES		36210		75571	
		36466		80538	
WIRE NON FERROUS N O P					6250
100 U KINGDOM		133		5762	
327 FRANCE				163	
335 GERMANY W		631		631	
375 SWEDEN				1371	
400 U STATES		73929		147617	
		74693		155544	
NON FERROUS METALS AND PRODUCT					6251
100 U KINGDOM		29944		50410	
327 FRANCE		1997		1997	
335 GERMANY W		875		5437	
347 JAPAN				57	
354 NETHRLNDS		1403		2056	
375 SWEDEN		1165		1165	
400 U STATES		283246		816390	
		318630		877512	
PARTS FOR MFR OF SHUTTLES					6252
400 U STATES		7480		18941	
		7480		18941	
HINGES FOR JEWELLERY BOXES					6253
400 U STATES		3239		4592	
		3239		4592	
MATERIALS FOR MFR MINING MACH					6254
375 SWEDEN				357	
400 U STATES		3430		11541	
		3430		11898	
MAGNESIUM SCRAP	LB				6255
METAL POWDER FRICTION MATERIAL					6256
400 U STATES		458		936	
		458		936	
RESIDUES NON FERROUS					6257
100 U KINGDOM			8035	100663	
400 U STATES	5293	95212	12572	201197	
	5293	95212	20607	301860	
TUNGSTEN CARBIDE INSERTS					6258
375 SWEDEN				49428	
400 U STATES		50472		63653	
		50472		113081	
TUNGSTEN CARBIDE TIPS BLANKS					6259
335 GERMANY W				156	
375 SWEDEN		559		2637	
400 U STATES		6453		26883	
		7012		29676	



IMPORTS INTO CANADA FOR CONSUMPTION

109

Articles and Countries from which Imported	MONTH OF FEBRUARY 1956		TWO MONTHS ENDED FEBRUARY 1956		Class Number
	Quantities	Values (\$)	Quantities	Values (\$)	
<u>GROUP 7</u>					
<u>NON METALLIC MINERALS</u>					
ASBESTOS PACKING	LB				
100 U KINGDOM	11491	7234	22596	15740	7001
400 U STATES	24635	19139	31545	27421	
	36126	26373	54141	43161	
ASBESTOS BRAKE LINING FOR AUTO					
100 U KINGDOM		2717		3733	7002
400 U STATES		28182		58210	
		30899		61943	
ASBESTOS MANUFACTURES N O P					
100 U KINGDOM		34402		101546	7003
306 BELGIUM		1039		1039	
344 ITALY		4648		4648	
400 U STATES		179819		306065	
		219908		413298	
ASBESTOS CLUTCH FACINGS AUTO					
100 U KINGDOM				691	7004
400 U STATES		25259		49910	
		25259		50601	
BRAKE LININGS AND FACINGS NOP					
100 U KINGDOM		2794		8373	7005
400 U STATES		17245		27639	
		20039		36012	
CHINA CLAY GROUND	CWT				
100 U KINGDOM	22653	16415	84419	70798	7011
400 U STATES	137096	112371	249901	215792	
	159749	128786	334320	286590	
FIRE CLAY GROUND	CWT				
100 U KINGDOM	80	129	1424	2389	7012
400 U STATES	84942	32707	165104	63859	
	85022	32836	166528	66248	
PIPE CLAY GROUND	CWT				
CLAYS N O P GROUND					
305 AUSTRIA				310	7014
400 U STATES		52939		92582	
		52939		92892	
ZIRCONIUM SILICATE					
234 AUSTRALIA		1320		3972	7015
400 U STATES		12654		22489	
		13974		26461	
ZIRCONIUM OXIDE					
400 U STATES		381		2833	7016
		381		2833	
SAGGARS FOR CERAMIC PRODUCTS					
400 U STATES		6815		11339	7017
		6815		11339	
ACTIVATED CLAY TO REFINE OILS					
400 U STATES		127641		306303	7018
		127641		306303	
GROG FOR REFRACTORY MATERIALS	TON				
400 U STATES	817	24087	1720	52355	7019
	817	24087	1720	52355	
BRICK BUILDING	TON				
400 U STATES	7419	175305	17225	382906	7021
	7419	175305	17225	382906	
BRICK FIRE CHROME					
400 U STATES		96242		242218	7022
		96242		242218	
BRICK FIRE MAGNESITE					
400 U STATES		61415		169562	7023
		61415		169562	
BRICK FIRE 90 PER CENT SILICA					
400 U STATES		158876		359549	7024
		158876		359549	
BRICK FIRE 100 DOL THOUSAND					
400 U STATES		91327		191878	7025
		91327		191878	
BRICK FIRE FURNACE OR KILN					
100 U KINGDOM		1256		1256	7026
400 U STATES		495976		862839	
		497232		864095	
BRICK FIRE N O P					
100 U KINGDOM		588		12042	7027
318 DENMARK				11390	
400 U STATES		333780		601047	
		334368		624479	
BRICK PAVING	TON				
400 U STATES	211	4091	283	5546	7028
	211	4091	283	5546	
BUILDING BLOCKS BUILDING TILE					
100 U KINGDOM		2824		2824	7029
400 U STATES		105720		239483	
		108544		242307	
DRAIN PIPES SEWER PIPES N O P					
100 U KINGDOM		4190		12285	7030
400 U STATES		62052		103627	
		66242		115912	

IMPORTS INTO CANADA FOR CONSUMPTION

Articles and Countries from which Imported	MONTH OF FEBRUARY 1956		TWO MONTHS ENDED FEBRUARY 1956		Class Number
	Quantities	Values (\$)	Quantities	Values (\$)	
DRAIN TILES NOT GLAZED					7031
TILES FOR MOSAIC FLOORING					7032
100 U KINGDOM		2656		8236	
317 CZECHO S				625	
344 ITALY		1411		2992	
347 JAPAN		29013		61135	
354 NETHRLNDS				128	
400 U STATES		4643		11523	
		37723		84639	
EARTHENWARE TILES FOR ROOFING					7033
400 U STATES		450		450	
		450		450	
TILES EARTHENWARE N O P					7034
100 U KINGDOM		61558		151154	
306 BELGIUM		5259		8809	
317 CZECHO S		455		5439	
335 GERMANY W		11954		30820	
344 ITALY		167		6451	
347 JAPAN		27564		49964	
372 SPAIN		9959		35139	
400 U STATES		14245		23843	
		131161		311619	
CHINA AND PORCELAIN WARE N O P					7043
100 U KINGDOM		1051		1467	
231 HONG KONG				138	
335 GERMANY W				931	
344 ITALY				52	
347 JAPAN		754		3675	
400 U STATES		1460		3237	
		3265		9500	
DEMIJOHNS CHURNS CROCKS N O P					7045
400 U STATES		3457		4909	
		3457		4909	
TABLEWARE OF CHINA PORCELAIN					7046
100 U KINGDOM		747946		1500721	
220 BERMUDA				272	
231 HONG KONG		189		1855	
305 AUSTRIA				573	
306 BELGIUM		395		1086	
318 DENMARK		250		3572	
327 FRANCE		3152		3877	
335 GERMANY W		7568		23506	
344 ITALY		2578		3238	
347 JAPAN		43048		117772	
354 NETHRLNDS		1438		2249	
365 POLAND				328	
384 P RICO		1671		2616	
400 U STATES		118328		203810	
		926563		1865475	
STONEWARE EARTHENWARE N O P					7047
100 U KINGDOM		20133		42905	
231 HONG KONG				629	
234 AUSTRALIA				74	
305 AUSTRIA				138	
306 BELGIUM				671	
318 DENMARK		350		906	
327 FRANCE				616	
335 GERMANY W		6295		11219	
336 GREECE		124		124	
344 ITALY		1720		2375	
347 JAPAN		24053		72941	
354 NETHRLNDS		696		976	
359 NORWAY		1215		1215	
372 SPAIN		239		239	
376 SWITZRLND		9457		9457	
390 GERMANY E				126	
400 U STATES		87629		155965	
		151911		300576	
CHEMICAL STONEWARE ACID RESIST					7048
100 U KINGDOM		166		943	
335 GERMANY W				295	
400 U STATES		9335		21519	
		9501		22757	
PORCELAIN RUBBER GLOVE FORMS					7049
400 U STATES		1725		4106	
		1725		4106	
ARTIFICIAL TEETH NOT MOUNTED					7051
100 U KINGDOM		133		357	
225 TRINIDAD		229		229	
335 GERMANY W		524		3855	
354 NETHRLNDS				401	
376 SWITZRLND		1223		2285	
400 U STATES		84021		182108	
		86130		189235	
BATHS BATHTUBS BASINS ETC NOP					7052
100 U KINGDOM		105235		217690	
335 GERMANY W				3052	
347 JAPAN		6961		17015	
400 U STATES		316538		524231	
		428734		761988	
CRUCIBLES N O P AND COVERS					7053
100 U KINGDOM		1157		1157	
327 FRANCE		87		87	
400 U STATES		5436		13117	
		6680		14361	

IMPORTS INTO CANADA FOR CONSUMPTION

Articles and Countries from which Imported	MONTH OF FEBRUARY 1956		TWO MONTHS ENDED FEBRUARY 1956		Class Number
	Quantities	Values (\$)	Quantities	Values (\$)	
INSULATORS ELECTRIC PORCELAIN					7055
100 U KINGDOM		38850		41888	
335 GERMANY W		1150		1150	
347 JAPAN		28880		34745	
400 U STATES		61613		117927	
		130493		195780	
MANUFACTURES OF CLAY N O P					7056
100 U KINGDOM				207	
215 INDIA				1787	
400 U STATES		52546		118346	
		52546		120340	
BRIQUETTES OF COAL OR COKE	TON				7060
400 U STATES	13543	169646	31263	392750	
	13543	169646	31263	392750	
ANTHRACITE SCREENINGS OR DUST	TON				7061
400 U STATES	250	1131	385	2385	
	250	1131	385	2385	
ANTHRACITE DOMESTIC SIZES	TON				7062
100 U KINGDOM			6531	105521	
400 U STATES	167760	2240309	358775	4737168	
	167760	2240309	365306	4842689	
ANTHRACITE SMALLER SIZES N O P	TON				7063
400 U STATES	38883	279244	72413	523086	
	38883	279244	72413	523086	
COAL BITUMINOUS AND COAL N O P	TON				7064
400 U STATES	1175898	5266495	2254698	10209897	
	1175898	5266495	2254698	10209897	
COAL LIGNITE	TON				7065
400 U STATES	158	801	468	2376	
	158	801	468	2376	
COAL EXWAREHOUSED SHIPS STDRES	TON				7066
400 U STATES			2386	10991	
			2386	10991	
BENZOL	GAL				7070
400 U STATES	132	59	132	59	
	132	59	132	59	
COAL TAR CRUDE IN BULK	GAL				7071
100 U KINGDOM	4200	926	4500	1002	
400 U STATES			20747	4710	
	4200	926	25247	5712	
COAL PITCH	CWT				7072
100 U KINGDOM			95	181	
400 U STATES	65936	117702	123000	221131	
	65936	117702	123095	221312	
CARBOLIC OR HEAVY OIL	GAL				7073
100 U KINGDOM	1035	415	1035	415	
400 U STATES	39957	10270	67134	16257	
	40992	10685	68169	16672	
COKE PETROLEUM	TON				7074
400 U STATES	13771	146263	37378	393781	
	13771	146263	37378	393781	
COKE GROUND FOR BATTERIES	TON				7075
COKE N O P	TON				7077
100 U KINGDOM			27	956	
400 U STATES	44877	728298	94210	1519569	
	44877	728298	94237	1520525	
DECANTERS AND TUMBLERS					7079
100 U KINGDOM				570	
317 CZECHO S				103	
318 DENMARK				231	
335 GERMANY W		85		312	
340 HUNGARY		941		1331	
344 ITALY		70		70	
347 JAPAN		214		214	
400 U STATES		56372		76342	
		57682		79173	
LAMP CHIMNEYS					7080
400 U STATES		6532		11469	
		6532		11469	
GLASS PLATES FOR OPTICAL MFR					7081
100 U KINGDOM		3472		3874	
327 FRANCE				67	
335 GERMANY W				4738	
400 U STATES		11395		62697	
		14867		71376	
GLASS CARBOYS BOTTLES JARS					7082
100 U KINGDOM		23138		109316	
305 AUSTRIA		657		657	
317 CZECHO S		695		695	
327 FRANCE		1741		5050	
335 GERMANY W		2319		4441	
344 ITALY				106	
347 JAPAN		1197		1686	
354 NETHRLNDS				166	
375 SWEDEN				176	
400 U STATES		479499		921302	
		509246		1043595	
GLASS TABLEWARE CUT GLASS N O P					7083
100 U KINGDOM		25181		42077	
305 AUSTRIA				151	
306 BELGIUM		3519		5222	
317 CZECHO S		10558		21403	
318 DENMARK				902	
327 FRANCE		341		7778	
335 GERMANY W		18411		27592	

IMPORTS INTO CANADA FOR CONSUMPTION

Articles and Countries from which Imported	MONTH OF FEBRUARY 1956		TWO MONTHS ENDED FEBRUARY 1956		Class Number
	Quantities	Values (\$)	Quantities	Values (\$)	
340 HUNGARY		347		2043	
344 ITALY		790		4649	
347 JAPAN		4063		14342	
354 NETHRLNDS				347	
365 POLAND				988	
375 SWEDEN		886		3965	
376 SWITZRLNO				400	
390 GERMANY E				282	
400 U STATES		142988		217338	
		207084		349479	
LAMP BULBS AND TUBING FOR					7084
100 U KINGDOM				314	
335 GERMANY W				2039	
354 NETHRLNOS				500	
400 U STATES		247798		481837	
		247798		484690	
GLASS SHADES OR GLOBES					7085
100 U KINGDOM				772	
400 U STATES		16336		29513	
		16336		30285	
LENSES GLASS N O P					7086
100 U KINGDOM		825		1270	
305 AUSTRIA		2265		3533	
327 FRANCE				663	
335 GERMANY W				2021	
400 U STATES		15836		35533	
		18926		43020	
FRESNEL TYPE LENSES GLOBES					7087
100 U KINGDOM				168	
400 U STATES		8020		15084	
		8020		15252	
MOULDED SHAPES FOR ELECT FIXT					7088
100 U KINGDOM		363		1253	
317 CZECHO S		238		713	
318 DENMARK		232		232	
335 GERMANY W		1586		2328	
354 NETHRLNOS		1791		2906	
400 U STATES		124833		241385	
		129043		248817	
HEAT RESISTING GLASSWARE					7089
100 U KINGDOM		3701		18270	
317 CZECHO S				368	
335 GERMANY W		793		793	
400 U STATES		372053		625790	
		376547		645221	
SHEET GLASS OVER 34 OZ SQ FT	SQ FT				7090
100 U KINGDOM	96842	29767	170009	49152	
306 BELGIUM	342086	78057	466550	109859	
317 CZECHO S	116135	8333	211234	16653	
327 FRANCE	33744	6653	45710	10405	
335 GERMANY W	96010	22449	330135	79249	
347 JAPAN	6500	799	6500	799	
354 NETHRLNDS	2744	494	2744	494	
400 U STATES	172892	46209	470626	126563	
	866953	192761	1703508	393174	
SHEET GLASS TRANSPRT TO 34 OZ	SQ FT				7091
100 U KINGDOM	374781	33514	1376615	122018	
306 BELGIUM	2755410	241482	3734803	336899	
317 CZECHO S	966686	30850	1277727	42147	
327 FRANCE	484577	28123	496928	29802	
335 GERMANY W	563533	44888	1100953	88028	
347 JAPAN	257100	11809	610200	30778	
354 NETHRLNDS			7700	600	
390 GERMANY E	224906	10672	224906	10672	
400 U STATES	875	99	875	99	
	5627868	401437	8830707	661043	
GLASS FOR PHOTO DRY PLATES					7092
PLATE GLASS NOT OVER 7 SQ FT	SQ FT				7093
100 U KINGDOM	34953	17024	70696	34452	
306 BELGIUM	7767	3202	13792	6169	
327 FRANCE	3025	1484	3025	1484	
400 U STATES	23549	13089	63757	29552	
	69294	34799	151270	71657	
PLATE GLASS 7 TO 25 SQ FT	SQ FT				7094
100 U KINGDOM	340757	140610	685755	284673	
306 BELGIUM	42337	19749	108979	54701	
327 FRANCE	26665	14213	26665	14213	
335 GERMANY W	15792	7573	15792	7573	
400 U STATES	91365	49649	324196	149292	
	516916	231794	1161387	510452	
PLATE GLASS N O P	SQ FT				7095
100 U KINGDOM	407836	192820	736887	356706	
306 BELGIUM	109738	60199	203741	110954	
327 FRANCE	48575	25145	55860	28364	
335 GERMANY W	34996	18380	45000	23867	
400 U STATES	905800	401910	2090129	918736	
	1506945	698434	3131617	1438627	
GERMAN MIRROR PLATE UNSILVERED					7096
LAMINATED GLASS SHEETS	SQ FT				7097
100 U KINGDOM	41765	21351	52024	26779	
335 GERMANY W	8685	4824	21298	10579	
400 U STATES	873	2772	1565	3964	
	51323	28947	74887	41322	

IMPORTS INTO CANADA FOR CONSUMPTION

Articles and Countries from which Imported	MONTH OF FEBRUARY 1956		TWO MONTHS ENDED FEBRUARY 1956		Class Number
	Quantities	Values (\$)	Quantities	Values (\$)	
GLASS SHEETS WIRED	SQ FT				7099
100 U KINGDOM	83426	38640	178264	71062	
306 BELGIUM	11801	1621	33363	5101	
335 GERMANY W	1430	300	1430	300	
354 NETHRLNDS			1829	1133	
400 U STATES	1275	1370	5504	2512	
	97932	41931	220390	80108	
GLASS CAST AND SHEET GLASS NOP	SQ FT				7100
100 U KINGDOM	3666	598	3666	598	
306 BELGIUM	172	141	172	141	
335 GERMANY W			600	208	
400 U STATES	1312	640	4149	1066	
	5150	1379	8587	2013	
ORNAMENTAL COLOURED GLASS	SQ FT				7111
100 U KINGDOM	6175	1843	21928	4410	
306 BELGIUM	5932	983	6432	1040	
335 GERMANY W	134	107	2801	383	
400 U STATES	3718	4408	11010	8739	
	15959	7341	42171	14572	
PAINTED OBSCURED WHITE GLASS	SQ FT				7112
100 U KINGDOM	113451	37786	290254	68586	
306 BELGIUM	84094	12165	118663	16765	
327 FRANCE			11958	1108	
335 GERMANY W			2530	649	
347 JAPAN			7400	975	
400 U STATES	124205	39015	236353	72381	
	321750	88966	667158	160464	
STAINED OR ORNAMENTAL WINDOWS					7113
100 U KINGDOM		3945		3945	
327 FRANCE		8848		8848	
400 U STATES		1273		1273	
		14066		14066	
MIRRORS OF GLASS FRAMED OR NOT					7114
100 U KINGDOM		5410		13051	
306 BELGIUM		24012		58206	
335 GERMANY W		1773		3201	
344 ITALY		233		233	
347 JAPAN		1426		5354	
400 U STATES		51765		91774	
		84619		171819	
GLASS BALLS FOR FIBRES OR YARN					7120
400 U STATES		35910		53200	
		35910		53200	
GLASS TO BE CUT OR MOUNTED					7121
100 U KINGDOM				208	
306 BELGIUM		2638		5865	
317 CZECHO S		136		136	
335 GERMANY W				789	
400 U STATES		31077		41097	
		33851		48095	
GLASS BLANKS FOR REFLECTORS					7122
400 U STATES		37816		71245	
		37816		71245	
BEADS FOR MFR IMITATION PEARLS					7123
400 U STATES		2482		7494	
		2482		7494	
ARTIFICIAL EYES CONTACT LENSES					7124
400 U STATES		711		843	
		711		843	
PHOTOGRAPHIC DRY PLATES					7125
100 U KINGDOM		4053		4868	
400 U STATES		12695		27933	
		16748		32801	
SPECTACLES EYE GLASS LENSES					7126
100 U KINGDOM		913		1215	
305 AUSTRIA		131		1757	
306 BELGIUM		297		297	
317 CZECHO S		1562		1562	
327 FRANCE		2450		7194	
335 GERMANY W		5018		5308	
344 ITALY		803		2846	
347 JAPAN		10144		23477	
400 U STATES		9494		169999	
		120812		213655	
MANUFACTURES OF GLASS N O P					7127
100 U KINGDOM		8965		15668	
231 HONG KONG		62		62	
305 AUSTRIA		623		677	
306 BELGIUM		8959		11566	
317 CZECHO S		1507		3707	
318 DENMARK		94		262	
327 FRANCE		889		2551	
335 GERMANY W		9664		23346	
344 ITALY		2368		6484	
347 JAPAN		399		1404	
354 NETHRLNDS		330		405	
375 SWEDEN		2992		5896	
376 SWITZRLND		400		913	
390 GERMANY E				67	
400 U STATES		181320		335550	
		218572		408558	
GLASS WOOL OR FIBRE GLASS	LB				7128
335 GERMANY W			8840	4040	
400 U STATES	219785	93159	714486	224932	
	219785	93159	723326	228972	

IMPORTS INTO CANADA FOR CONSUMPTION

Articles and Countries from which Imported	MONTH OF FEBRUARY 1956		TWO MONTHS ENDED FEBRUARY 1956		Class Number
	Quantities	Values (\$)	Quantities	Values (\$)	
GLASS BLOCKS					
317 CZECHOSLOVAKIA		13156		13156	7129
400 U STATES		29358		54296	
		42514		67452	
PLUMBAGO NOT GROUND OR MFRD					7131
352 MEXICO		5950		8200	
400 U STATES		3466		3984	
		9416		12184	
CRUCIBLES PLUMBAGO AND COVERS					7132
100 U KINGDOM		9045		19301	
400 U STATES		5951		17779	
		14996		37080	
PLUMBAGO GROUND AND MFRS NOP					7133
100 U KINGDOM				6076	
335 GERMANY W		146		2314	
352 MEXICO		3397		3397	
376 SWITZERLAND		90		90	
400 U STATES		37903		73852	
		41536		85729	
MICA UNMANUFACTURED	CWT				7138
100 U KINGDOM			12	300	
215 INDIA	119	11115	220	15129	
304 ARGENTINA			55	5815	
309 BRAZIL			8	979	
400 U STATES	22	2381	65	8622	
	141	13496	360	30845	
MICA MANUFACTURES OF					7139
100 U KINGDOM		3138		8760	
400 U STATES		36594		60706	
		39732		69466	
ASPHALTUM OR ASPHALT	CWT				7141
400 U STATES	51308	64125	100910	137157	
	51308	64125	100910	137157	
ASPHALTUM OIL FOR PAVING	GAL				7143
OIL FOR CONCENTRATION OF ORES	GAL				7151
400 U STATES	7234	13374	42698	59507	
	7234	13374	42698	59507	
CRUDE PETROLEUM FOR REFINING	M GAL				7153
225 TRINIDAD			4200	338466	
303 ARABIA	4400	342860	25719	1676202	
314 COLOMBIA	3722	217453	7356	430092	
387 VENEZUELA	213945	15807074	446359	32925448	
391 LEBANON	5142	403668	35137	2770123	
392 SYRIA	7036	480291	7036	480291	
400 U STATES	11632	1032119	31176	2736312	
	245877	18283465	556983	41356934	
PETROLEUM TOPS FOR REFINERS	GAL				7154
FUEL OIL EXWARE SHIPS STORES	GAL				7156
CRUDE PETROLEUM LESS THAN 8155	GAL				7157
CRUDE PETROLEUM N O P	GAL				7158
AVIATION GASOLINE	GAL				7161
381 ALASKA	21626	5630	49669	12517	
400 U STATES	6178893	1393780	10882826	2331591	
	6200519	1399410	10932495	2344108	
KEROSENE N O P	GAL				7162
357 NETH ANT	1771236	189254	2856610	303752	
381 ALASKA	5941	1342	22729	5115	
400 U STATES	623166	91683	1004556	147197	
	2400343	282279	3883895	456064	
ENGINE DISTILLATE 8017 OR OVER	GAL				7163
400 U STATES			500	72	
			500	72	
GASOLINE UNDER 8236 SP G N O P	GAL				7164
357 NETH ANT	4154648	555123	8084974	1079465	
381 ALASKA	187334	37561	427510	87691	
400 U STATES	363052	62075	5349351	788840	
	4705034	654759	13861835	1955996	
CASINGHEAD GASOLINE BLENDING	GAL				7165
357 NETH ANT			1127553	129584	
400 U STATES	563166	46466	1238338	106009	
	563166	46466	2365891	235593	
LUB OILS UNDER 250 PER GAL	GAL				7166
400 U STATES	916074	190672	1991703	407858	
	916074	190672	1991703	407858	
PETRO LUB OILS 250 GAL OR OVER	GAL				7167
100 U KINGDOM	2100	2067	2715	3055	
327 FRANCE			40	141	
376 SWITZERLAND			13	275	
381 ALASKA	1283	1344	2973	2952	
400 U STATES	953421	402669	1960689	824605	
	956804	406080	1966430	831028	
OILS MINERAL N O P	GAL				7168
100 U KINGDOM	6000	1352	6000	1352	
400 U STATES	115146	136962	224147	249990	
	121146	138314	230147	251342	
STOVE OIL NO 1 FUEL OIL	GAL				7171
357 NETH ANT	5444193	596053	14483123	1551829	
381 ALASKA	301191	49878	1826984	302342	
387 VENEZUELA			4174146	437050	
400 U STATES	2816842	405039	10836425	1411664	
	8562226	1050970	31320678	3702885	

IMPORTS INTO CANADA FOR CONSUMPTION

Articles and Countries from which Imported	MONTH OF FEBRUARY 1956		TWO MONTHS ENDED FEBRUARY 1956		Class Number
	Quantities	Values (\$)	Quantities	Values (\$)	
LIGHT FUEL OILS NOS 2 AND 3	GAL				7172
357 NETH ANT	5473792	601806	11246688	1199267	
387 VENEZUELA	8104660	863878	12449680	1309328	
400 U STATES	2047935	259382	6791732	818067	
	15626387	1725066	30488100	3326662	
HEAVY FUEL OILS NOS 4 5 AND 6	GAL				7173
357 NETH ANT	778705	59451	8730661	529752	
381 ALASKA			7458	644	
387 VENEZUELA			3366139	202130	
400 U STATES	11927797	684029	29380429	1667973	
	12706502	743480	41484687	2400499	
DIESEL FUEL	GAL				7174
357 NETH ANT	3359450	359601	5142569	548181	
381 ALASKA	126540	20718	130994	21376	
400 U STATES	3090057	391559	3424221	437612	
	6576047	771878	8697784	1007169	
TRACTOR FUEL	GAL				7175
PETROL GREASE LUBRICATING NDP	LB				7181
100 U KINGDOM	3921	970	6861	1571	
335 GERMANY W	7875	764	8325	1196	
381 ALASKA	3981	575	5781	823	
400 U STATES	1148251	147836	2316768	283164	
	1164028	150145	2337735	286754	
PETROL JELLIES TOILET MEDICINE					7182
400 U STATES		51002		113403	
		51002		113403	
PARAFFINE WAX	LB				7183
215 INDIA			700000	28517	
400 U STATES	2592224	190847	6004123	426362	
	2592224	190847	6704123	454879	
CANDLES PARAFFINE WAX	LB				7184
335 GERMANY W			1870	521	
400 U STATES	22610	7027	28120	9094	
	22610	7027	29990	9615	
PRODUCTS OF PETROLEUM N O P	GAL				7185
335 GERMANY W			49197	12887	
381 ALASKA			171	89	
400 U STATES	645298	251259	1312353	504753	
	645298	251259	1361721	517729	
LIQUEFIED PETROLEUM GASES	LB				7186
400 U STATES	19244490	310833	42315918	642980	
	19244490	310833	42315918	642980	
NAPHTHA INCL SOLVENT NAPHTHA	GAL				7187
100 U KINGDOM			48	361	
381 ALASKA	3798	1290	3798	1290	
400 U STATES	1103843	250981	2687458	565430	
	1107641	252271	2691304	567081	
ARTIFICIAL ABRASIVE GRAINS					7191
400 U STATES		151990		403631	
		151990		403631	
DIAMONDS BLACK BORT FOR BORERS	CARAT				7192
100 U KINGDOM	1000	4261	73880	607528	
207 UN SO AFR	26194	119633	52928	232431	
306 BELGIUM	4000	25400	4000	25400	
309 BRAZIL	15	436	15	436	
354 NETHRLNDS	1200	6000	1689	8415	
400 U STATES	55207	277456	160385	775861	
	87616	433186	292897	1650071	
DIATOMACEOUS EARTH	CWT				7193
400 U STATES	26977	61332	62848	129715	
	26977	61332	62848	129715	
EMERY IN BULK					7194
400 U STATES		16351		37328	
		16351		37328	
GRINDING WHEELS BONDED					7195
100 U KINGDOM		1627		4816	
305 AUSTRIA				288	
335 GERMANY W		3398		11612	
359 NORWAY				2205	
375 SWEDEN		1014		1595	
376 SWITZRLND		184		184	
400 U STATES		166024		327329	
		172247		348029	
GRINDING STONES BLOCKS BONDED					7196
335 GERMANY W				108	
400 U STATES		26118		63314	
		26118		63422	
EMERY ART ABRASIVE MFRS N O P					7197
100 U KINGDOM		4767		5793	
335 GERMANY W				117	
400 U STATES		26501		64363	
		31268		70273	
GRINDSTONES 3/6 INCHES OR OVER	NO				7198
400 U STATES			34	3560	
			34	3560	
GRINDSTONES N O P	NO				7199
100 U KINGDOM	385	1706	434	1847	
400 U STATES	21	127	175	709	
	406	1833	609	2556	
PUMICE PUMICE STONE LAVA TUFFA					7200
344 ITALY				1939	
400 U STATES		12028		22647	
		12028		24586	
SANOPAPER EMERY PAPER CLOTH					7201
100 U KINGDOM		2685		3692	

IMPORTS INTO CANADA FOR CONSUMPTION

Articles and Countries from which Imported	MONTH OF FEBRUARY 1956		TWO MONTHS ENDED FEBRUARY 1956		Class Number
	Quantities	Values (\$)	Quantities	Values (\$)	
335 GERMANY W		66		534	
400 U STATES		104036		219919	
BUILDING STONE N O P		106787		224145	7210
400 U STATES	CWT		80335	69274	
GRANITE ROUGH	25085	32250	80335	69274	7215
375 SWEDEN		2650		3719	
400 U STATES		10346		15712	
GRANITE SAWN		12996		19431	7216
306 BELGIUM		3363		4550	
375 SWEDEN		1344		5696	
400 U STATES		1028		1157	
GRANITE MANUFACTURES		5735		11403	7218
327 FRANCE				687	
335 GERMANY W		977		3185	
375 SWEDEN		4127		6205	
400 U STATES		345		1181	
GYPSUM		5449		11258	7221
400 U STATES	TON		2058	18938	
LIME	626	6155	2058	18938	7223
100 U KINGDOM	CWT		250	329	
400 U STATES	49750	30059	102030	59819	
PLASTER OF PARIS WALL PLASTER	49750	30059	102280	60148	7224
100 U KINGDOM	CWT		2090	1752	
400 U STATES	2000	1581	82232	99525	
CEMENT PORTLAND	42709	51789	84322	101277	7225
100 U KINGDOM	CWT		18715	29191	
306 BELGIUM	8517	13757	188	284	
335 GERMANY W	188	284	1313	2342	
400 U STATES	43993	53094	77713	96612	
CEMENT MANUFACTURES N O P	52698	67135	97929	128429	7226
100 U KINGDOM		4888		9160	
400 U STATES		4678		17633	
WHITE PORTLAND CEMENT CLINKER		9566		26793	7227
400 U STATES	CWT		36308	37324	
MARBLE ROUGH	22884	22828	36308	37324	7231
344 ITALY				2776	
359 NORWAY		651		651	
372 SPAIN		1124		1124	
400 U STATES		7823		10511	
MARBLE SAWN		9598		15062	7232
344 ITALY		3067		6496	
400 U STATES		15040		22017	
MARBLE FOR TOMBSTONES		18107		28513	7233
400 U STATES		4898		6771	
MARBLE MANUFACTURES N O P		4898		6771	7234
100 U KINGDOM				228	
306 BELGIUM		172		172	
344 ITALY		7269		8535	
400 U STATES		949		1521	
MARBLE ORNAMENTAL FOR CHURCHES		8390		10456	7235
344 ITALY		1394		6327	
ROOFING SLATE		1394		6327	7241
400 U STATES	sq		98	2681	
SLATE MANUFACTURES N O P	10	245	98	2681	7243
100 U KINGDOM				195	
344 ITALY				452	
400 U STATES		348		639	
BURRSTONES IN BLOCKS		348		1286	7251
CHALK CLIFF STONE MICA SCHIST	NO				7252
CHALK PREPARED					7253
400 U STATES		113		113	
CURLING STONES AND HANDLES		113		113	7254
100 U KINGDOM	PAIR		506	21403	
FELDSPAR CRUDE ONLY	40	1554	506	21403	7255
FELDSPAR GROUND	CWT				7256
400 U STATES	CWT		103	217	
FLINT AND GROUND FLINT STONE	103	217	103	217	7257
400 U STATES	CWT		600	1958	
FLUORSPAR	600	1958	600	1958	7258
100 U KINGDOM	CWT		200	462	
352 MEXICO	4790	5271	66575	66216	

IMPORTS INTO CANADA FOR CONSUMPTION

Articles and Countries from which Imported	MONTH OF FEBRUARY 1956		TWO MONTHS ENDED FEBRUARY 1956		Class Number
	Quantities	Values (\$)	Quantities	Values (\$)	
400 U STATES	5674	5781	7476	9717	
GANISTER	10464	11052	74251	76395	7259
400 U STATES	802	240	1562	756	
MAGM CARB FOR RUBBER PRODUCTS	802	240	1562	756	7260
400 U STATES	5	65	5	65	
MAG OX AND CARB FOR INSULATION	5	65	5	65	7261
100 U KINGDOM	864	6326	1468	11343	
400 U STATES	12782	66065	28707	144159	
MAGNESITE CALCINED DEAD BURNED	13646	72391	30175	155502	7262
100 U KINGDOM			60	706	
400 U STATES	6468	40013	16835	104749	
PHOSPHATE ROCK	6468	40013	16895	105455	7263
400 U STATES	186008	97632	247013	183614	
SILICA SAND	186008	97632	247013	183614	7264
400 U STATES	1056515	182463	2102170	353187	
SAND AND GRAVEL N O P	1056515	182463	2102170	353187	7265
400 U STATES	3683	13105	5334	20199	
SILEX OR CRYSTALLIZED QUARTZ	3683	13105	5334	20199	7266
309 BRAZIL			2	780	
400 U STATES	31708	15528	59436	38623	
STONE REFUSE	31708	15528	59438	39403	7267
TALC OR SOAPSTONE					7268
344 ITALY			803	1646	
400 U STATES	31091	39331	57631	81261	
WHITING GILDERS PARIS WHITE	31091	39331	58434	82907	7269
100 U KINGDOM	1165	1423	4301	3533	
327 FRANCE	400	123	1600	506	
400 U STATES	9325	21974	17301	38948	
STONE AND MANUFACTURES N O P	10890	23520	23202	42987	7270
100 U KINGDOM		71		71	
231 HONG KONG		86		193	
335 GERMANY W		214		214	
344 ITALY		1455		1603	
400 U STATES		791		1044	
ROOFING GRANULES		2617		3125	7271
400 U STATES	194428	188394	290044	279721	
STONE CRUSHED	194428	188394	290044	279721	7272
400 U STATES	1998	9069	4101	23554	
QUARTZ PIEZO ELECTRIC	1998	9069	4101	23554	7273
309 BRAZIL	813	19151	1506	22170	
400 U STATES	1095	18185	2120	41012	
BLAST FURNACE SLAG	1908	37336	3626	63182	7280
400 U STATES	56484	7478	135739	17005	
BARYTES	56484	7478	135739	17005	7281
335 GERMANY W	977	1053	1077	1183	
400 U STATES	1410	3069	3410	6514	
CARBONS 3 TO 35 INCHES CIRCUM	2387	4122	4487	7697	7282
100 U KINGDOM		5309		11510	
400 U STATES		90609		151624	
CARBONS OVER 35 INCHES CIRCUM		95918		163134	7283
400 U STATES		55702		102880	
ELECTRIC LIGHT CARBONS N O P		55702		102880	7284
400 U STATES	23664	17379	46687	31085	
CRAYONS	23664	17379	46687	31085	7285
100 U KINGDOM		149		149	
327 FRANCE				94	
335 GERMANY W		5113		6757	
347 JAPAN		68		746	
400 U STATES		22100		45125	
DIAMONDS UNSET		27430		52871	7286
100 U KINGDOM	739	108937	1002	161640	
207 UN SO AFR	77	19463	77	19463	
306 BELGIUM	3970	521439	6501	854506	
354 NETHRLNOS	186	28691	533	75356	
360 ISRAEL	658	79281	1944	225299	
376 SWITZRLND			29	6251	
400 U STATES	1210	224466	1808	303601	
EARTHS CRUOE ONLY	6840	982277	11894	1646116	7287
FOUNDRY FACINGS OF ALL KINDS					7288
400 U STATES		15145		36620	
		15145		36620	

IMPORTS INTO CANADA FOR CONSUMPTION

Articles and Countries from which Imported	MONTH OF FEBRUARY 1956		TWO MONTHS ENDED FEBRUARY 1956		Class Number
	Quantities	Values (\$)	Quantities	Values (\$)	
FULLERS EARTH IN BULK ONLY 100 U KINGDOM 400 U STATES		135 11673 11808		135 21231 21366	7289
GAS IMPORTED BY PIPE LINE 400 U STATES	M FT 1067304	203612	2050695	393195	7290
INSULATORS ELECTRIC N O P 100 U KINGDOM 335 GERMANY W 376 SWITZRLND 400 U STATES		918 2488 45346 48752		26663 2488 901 90040 120092	7291
MAGNESIA PIPE COVERING 100 U KINGDOM 400 U STATES				8773 20590 29363	7292
MINERAL WOOL N O P 400 U STATES	LB 110775	21375	220889	36656	7295
SALT TABLE 400 U STATES	CWT 29	608	39	1362	7296
SALT FOR FISHERIES 100 U KINGDOM 224 JAMAICA	CWT		784 11827 12611	874 1954 2828	7297
SALT IN BULK N O P 400 U STATES	CWT 302364	61285	446806	95230	7298
SALT IN BAGS BARRELS 100 U KINGDOM 400 U STATES	CWT 424 30344 30768	598 17585 18183	1158 68100 69258	1612 37710 39322	7299
SULPHUR AND BRIMSTONE 400 U STATES	CWT 426368	546334	823084	1049677	7300
MINERAL SUBSTANCES N O P 100 U KINGDOM 231 HONG KONG 306 BELGIUM 335 GERMANY W 344 ITALY 347 JAPAN 400 U STATES		4116 296 61 427424 431897		7504 441 900 282 1637 61 797924 808749	7301
VERMICULITE CRUDE 400 U STATES		20331		51409	7302
ASPHALT TILE FOR FLOORING 400 U STATES	SQ FT 185782	24089	466425	51651	7303
ANDALUSITE KYANITE MULLITE ETC 400 U STATES	CWT 1030	2376	2445	8129	7304
		2376	2445	8129	

IMPORTS INTO CANADA FOR CONSUMPTION

Articles and Countries from which Imported	MONTH OF FEBRUARY 1956		TWO MONTHS ENDED FEBRUARY 1956		Class Number
	Quantities	Values (\$)	Quantities	Values (\$)	
<u>GROUP 8</u>					
<u>CHEMICALS AND ALLIED PRODUCTS</u>					
ACID BORACIC 25 LBS OR OVER 400 U STATES	LB 483025	19195	691321	31172	8001
	483025	19195	691321	31172	
ACID HYDROFLUOSILICIC 400 U STATES	LB 6180	1897	18861	3225	8002
	6180	1897	18861	3225	
ACID MURIATIC 400 U STATES	LB 47000	729	68896	1058	8003
	47000	729	68896	1058	
ACETYSALICYLIC ACID 100 U KINGDOM 400 U STATES	LB 76900 13000	43180 6239	82932 53250	46592 24987	8004
	89900	49419	136182	71579	
ACID NITRIC 400 U STATES	LB 18291	1391	43691	3197	8005
	18291	1391	43691	3197	
ACID PHOSPHORIC 400 U STATES	LB 24287	4293	140635	12777	8006
	24287	4293	140635	12777	
ACID SULPHURIC 400 U STATES	LB 250263	4320	464003	5811	8008
	250263	4320	464003	5811	
ACID LACTIC 100 U KINGDOM 335 GERMANY W 354 NETHRLNDS 400 U STATES	LB 1543 8041	636 953	1120 4193 14759	308 2693 4404	8009
	9584	1589	29133	1169 6574	
ACID NICOTINIC 327 FRANCE 335 GERMANY W 376 SWITZRLND 400 U STATES	LB 551 496	1269 1658	551 496 55	1269 1658 149	8010
	22	72	22	72	
	1069	2999	1124	3148	
SALICYLIC ACID 400 U STATES	LB 2212	762	3722	1361	8011
	2212	762	3722	1361	
ACID ACETIC AND PYROLIGNEOUS 400 U STATES	GAL 285	128	285	128	8012
	285	128	285	128	
ACID CITRIC 306 BELGIUM 400 U STATES	LB 220	61	8959 1540	1867 432	8013
	220	61	10499	2299	
ACID CRESYLIC 100 U KINGDOM 400 U STATES	LB 4600	456	22530 464	3007 66	8015
	4600	456	22994	3073	
XANTHATES FOR DRES 335 GERMANY W 400 U STATES	LB 22046 493915	3450 127145	44092 1136238	8099 273610	8016
	515961	130595	1180330	281709	
ACID OXALIC 400 U STATES	LB 35990	5874	46281	7609	8017
	35990	5874	46281	7609	
ACID TANNIC 100 U KINGDOM 376 SWITZRLND 400 U STATES	LB 1575	2660	1350 6613 1675	854 6996 2823	8020
	1575	2660	9638	10673	
TARTARIC ACID CRYSTAL DR POWD 100 U KINGDOM 344 ITALY	LB 8960	3094	72760 11000	25249 3382	8021
	8960	3094	83760	28631	
ACIDS N D P 100 U KINGDOM 335 GERMANY W 347 JAPAN 352 MEXICO 375 SWEDEN 400 U STATES	LB 21005 55185 9093	7077 15412 4485	21610 55911 9093	8473 25711 4483	8022
	4	500	4	500	
	110	572	220	1151	
	462687	110920	868901	226433	
	548084	138966	955739	266753	
ACID ARSENIC 400 U STATES	LB 97630	3027	312077	10928	8023
	97630	3027	312077	10928	
ACID ASCORBIC 376 SWITZRLND 400 U STATES	LB 17739	37511	1540 22693	8212 66887	8024
	17739	37511	24233	75099	
ACID FORMIC 400 U STATES	LB 2690	486	2944	636	8025
	2690	486	2944	636	
ACID CHROMIC 400 U STATES	LB 28000	7648	137634	37230	8026
	28000	7648	137634	37230	
ACID CARBOLIC OR PHENOL 400 U STATES	LB 454220	77217	974820	165719	8027
	454220	77217	974820	165719	

IMPORTS INTO CANADA FOR CONSUMPTION

Articles and Countries from which Imported	MONTH OF FEBRUARY 1956		TWO MONTHS ENDED FEBRUARY 1956		Class Number
	Quantities	Values (\$)	Quantities	Values (\$)	
AMYL ALCOHOL 400 U STATES	GAL		6666	8820	8032
BUTYL ALCOHOL 100 U KINGDOM 400 U STATES	LB 240 11470	90 1600	240 86424	90 12515	8034
METHYL ETHYL KETONE ETC 400 U STATES	LB 191823	22463	730498	85629	8035
ETHYL AND METHYL ALCOHOL 381 ALASKA 400 U STATES	P GAL 731 34828	972 12007	833 50202	1057 17284	8036
RUM TO BE DENATURED 224 JAMAICA 400 U STATES	P GAL 109	135	212 109	245 135	8037
ISOPROPYL ALCOHOL 400 U STATES	GAL 24	86	1751	870	8038
CELLULOSE ACETATE PHOTO FILM 400 U STATES		105137		220788	8046
COLLOGION FOR FILMS ENGRAVERS 400 U STATES	GAL			220788	8047
CAFFEINE AND SALTS 100 U KINGDOM 327 FRANCE 335 GERMANY W 354 NETHRLNDS	LB 7000 12400 3000	17579 26787 7682	2206 7000 23600	6790 17579 50844	8052
COCAINE	OZ	52048	35806	82895	8053
CODEINE AND SALTS 100 U KINGDOM 215 INDIA 335 GERMANY W	OZ 1000 1000 2500	5223 6992 12507	1000 1000 2500	5223 6992 12507	8054
OPIUM DERIVATIVES N O P 100 U KINGDOM 400 U STATES	OZ 1129	6260	1544 7	8987 1222	8056
OPIUM 400 U STATES	LB 1129	6260	1551	10209	8057
QUININE SALTS 100 U KINGDOM 354 NETHRLNDS 400 U STATES	OZ 3000 375 4500	1262 125 1890	13000 375 4500	3862 125 1890	8059
STRYCHNINE AND SALTS	OZ	3277	17875	5877	8060
PREPARATIONS WEED KILLING 100 U KINGDOM 400 U STATES		133975		502 152509	8069
NICOTINE AND SALT FOR SPRAYING 400 U STATES	LB 5544	8588	7057	10746	8070
CHLOROPICRIN INSECTICIDES 400 U STATES		8240		11749	8071
SPRAYS IN PKGS NOT OVER 3 LBS 100 U KINGDOM 231 HONG KONG 335 GERMANY W 400 U STATES		460 202 5841 28748		1105 202 6932 41348	8072
DISINFECTANTS DIPS SPRAYS NOP 100 U KINGDOM 335 GERMANY W 359 NORWAY 363 PERU 376 SWITZRLND 400 U STATES		9504 8791 300 1421 19130		19389 10432 300 1421 19130	8073
MEDICINAL PREPARATIONS DRY 100 U KINGDOM 231 HONG KONG 305 AUSTRIA 327 FRANCE 335 GERMANY W 344 ITALY 347 JAPAN 354 NETHRLNDS 376 SWITZRLND 381 ALASKA 400 U STATES		65391 2747 101 13263 1114 194 560 6471 75 475518		116324 5597 101 24732 1695 449 370 560 82239 187 943962	8074
MEDICINAL PREPARATIONS LIQUID 100 U KINGDOM 231 HONG KONG 234 AUSTRALIA 327 FRANCE		5439 308 1066 2304		11676 1576 1066 4786	8075

IMPORTS INTO CANADA FOR CONSUMPTION

121

Articles and Countries from which Imported	MONTH OF FEBRUARY 1956		TWO MONTHS ENDED FEBRUARY 1956		Class Number
	Quantities	Values (\$)	Quantities	Values (\$)	
335 GERMANY W		171		362	
344 ITALY				300	
347 JAPAN		207		207	
354 NETHRLNDS		193		193	
375 SWEDEN				547	
376 SWITZRLND		2105		2698	
400 U STATES		103551		188580	
		115344		211991	
MEDICINAL PREPARATIONS OTHER					8076
100 U KINGDOM				113	
231 HONG KONG				989	
327 FRANCE		561		561	
344 ITALY		240		240	
347 JAPAN				200	
376 SWITZRLND		210		210	
400 U STATES		4633		8911	
		5644		11224	
MEDICATED WINES UNDER 40 PROOF	GAL				8077
MENTHOL NATURAL OR SYNTHETIC					8078
234 AUSTRALIA		4573		4573	
309 BRAZIL				8377	
313 CHINA		14507		14507	
335 GERMANY W				1448	
400 U STATES		283		7033	
		19363		35938	
PAPAIN					8079
400 U STATES		986		986	
		986		986	
SPIRITS AND STRONG WATERS	GAL				8081
100 U KINGDOM			10	55	
231 HONG KONG	371	1602	1276	6021	
344 ITALY	135	842	135	842	
400 U STATES	94	2679	250	5252	
	600	5123	1671	12170	
EXTRACT OF CASCARA SAGRADA					8082
400 U STATES		1267		4660	
		1267		4660	
PENICILLIN AND PRODUCTS					8083
100 U KINGDOM		3551		4540	
305 AUSTRIA		8400		22000	
400 U STATES		99822		181985	
		111773		208525	
STREPTOMYCIN AND PRODUCTS					8084
100 U KINGDOM		4597		9961	
366 PORTUGAL				359	
400 U STATES		38418		59958	
		43015		70278	
SULPHA DRUGS					8085
100 U KINGDOM		20117		21971	
318 DENMARK		3848		3848	
354 NETHRLNDS		1073		5440	
376 SWITZRLND				6829	
400 U STATES		43777		97740	
		68815		135828	
ANTIBIOTICS N O P					8086
100 U KINGDOM		797		2697	
400 U STATES		277940		511728	
		278737		514425	
ANILINE DYES 1 LB OR OVER	LB				8091
100 U KINGDOM	93668	98342	208059	214607	
306 BELGIUM	284	184	3584	4053	
327 FRANCE	9026	19902	17589	42188	
335 GERMANY W	19810	24735	37325	52722	
344 ITALY			10000	8600	
354 NETHRLNDS			407	438	
376 SWITZRLND	43822	92760	115756	249702	
400 U STATES	311423	421413	630726	842593	
	478033	657336	1023446	1414903	
ANILINE AND COAL TAR DYES N O P	LB				8092
400 U STATES	1970	6249	4720	10672	
	1970	6249	4720	10672	
ANILINE OIL CRUDE	LB				8093
ANILINE SALTS AND ALIZARIN	LB				8094
100 U KINGDOM	5516	14521	14238	26302	
	5516	14521	14238	26302	
COAL TAR BASE OR SALT FOR DYES	LB				8095
100 U KINGDOM	6765	12589	18970	33346	
306 BELGIUM			1101	1162	
335 GERMANY W	23461	9654	34274	18795	
344 ITALY	11023	7887	17623	12769	
376 SWITZRLND	1275	2450	1330	2839	
400 U STATES	32172	30568	102691	82672	
	74696	63148	175989	151583	
CAMWOOD AND SUMAC AND EXTRACT	CWT				8103
400 U STATES	14	150	29	377	
	14	150	29	377	
CHEM COMP FOR DYEING TANNING N O P	CWT				8104
100 U KINGDOM	727	9743	1227	19252	
335 GERMANY W	525	25744	545	26603	
376 SWITZRLND	60	3010	72	4052	
400 U STATES	15352	83352	27685	183927	
	16664	121849	29529	233834	
BASIC CHROMIC SULPHATE	CWT				8105
100 U KINGDOM			400	3096	

IMPORTS INTO CANADA FOR CONSUMPTION

Articles and Countries from which Imported	MONTH OF FEBRUARY 1956		TWO MONTHS ENDED FEBRUARY 1956		Class Number
	Quantities	Values (\$)	Quantities	Values (\$)	
400 U STATES	1828	19094	4956	47463	
INDIGO INDIGO PASTE OR EXTRACT	1828	19094	5356	50559	8106
400 U STATES	2	188	2	188	
IRON AND RED LIQUOR FOR DYEING	2	188	2	188	8107
400 U STATES	11	113	38	378	
LOGWOOD AND FUSTIC EXTRACT	11	113	38	378	8109
400 U STATES	17	631	103	3845	
QUEBRACHO EXTRACT	17	631	103	3845	8111
304 ARGENTINA	3217	36427	9335	105466	
362 PARAGUAY	1425	15245	1425	15245	
400 U STATES	2011	25659	2444	31188	
TERRA JAPONICA GAMBIE CUTCH	6653	77331	13204	151899	8113
100 U KINGDOM	503	5991	523	6340	
400 U STATES	24	293	24	293	
TURMERIC	527	6284	547	6633	8114
215 INDIA	279	6241	401	8939	
224 JAMAICA			37	388	
400 U STATES	21	498	21	498	
NON EDIBLE SEEDS BEANS NUTS	300	6739	459	9825	8115
400 U STATES	23	1520	170	2861	
CHESTNUT EXTRACT	23	1520	170	2861	8116
327 FRANCE	132	1472	132	1472	
344 ITALY	700	6893	3676	36591	
400 U STATES	611	6399	704	7627	
SPRUCE EXTRACT	1443	14764	4512	45690	8117
400 U STATES			820	1640	
MYROBALAN EXTRACT			820	1640	8118
400 U STATES	567	2184	567	2184	
WATTLE EXTRACT	567	2184	567	2184	8119
203 B E AFR			555	5416	
207 UN SO AFR	1120	9700	3294	30892	
HEMLOCK EXTRACT	1120	9700	3849	36308	8120
400 U STATES	106	798	106	798	
EXTRACTS N O P DYEING TANNING	106	798	106	798	8121
100 U KINGDOM	2	924	12	2313	
219 BEL OTHER	45	403	45	403	
234 AUSTRALIA	563	4222	563	4222	
400 U STATES	1032	12498	2906	18784	
BINITROTOLUOL FOR EXPLOSIVES	1642	18047	3526	25722	8131
400 U STATES	900	1035	900	1035	
NITRATE COMPOUNDS NOP FOR EXPL	900	1035	900	1035	8132
100 U KINGDOM			11200	1296	
400 U STATES	79560	9992	188680	21996	
BLASTING AND MINING POWDER	79560	9992	199880	23292	8133
400 U STATES	300	130	20300	2930	
DYNAMITE AND NITRO GLYCERINE	300	130	20300	2930	8134
400 U STATES	218	206	353	262	
FIREWORKS FIRECRACKERS	218	206	353	262	8135
100 U KINGDOM		13729		14084	
231 HONG KONG		36592		36592	
335 GERMANY W				77	
347 JAPAN		87		1878	
400 U STATES		6029		8132	
FUSE NON METALLIC		56437		60763	8136
400 U STATES		491		1760	
GUN RIFLE SPORTING POWDER		491		1760	8137
100 U KINGDOM	20000	5393	20000	5393	
306 BELGIUM			600	624	
400 U STATES	143896	227779	184457	261194	
EXPLOSIVES N O P	163896	233172	205057	267211	8138
400 U STATES	18400	16835	77834	57207	
NITROGEN SOLUTION	18400	16835	77834	57207	8149
400 U STATES	56471	174880	117753	354338	
NITROGEN FERTILIZER N O P	56471	174880	117753	354338	8150
AMMONIUM SULPHATE					8151
100 U KINGDOM	1002	3041	1002	3041	
400 U STATES	1302	4061	11661	29661	
BASIC SLAG	2304	7102	12663	32702	8152
POTASH MURIATE OF					8155
335 GERMANY W	39998	59481	39998	59481	

IMPORTS INTO CANADA FOR CONSUMPTION

Articles and Countries from which Imported	MONTH OF FEBRUARY 1956		TWO MONTHS ENDED FEBRUARY 1956		Class Number
	Quantities	Values (\$)	Quantities	Values (\$)	
	400 U STATES	161497	185950	212786	
POTASH SULPHATE OF	201495	245431	252784	311211	
400 U STATES	CWT				8156
SODA NITRATE OR CUBIC NITRE	18251	29334	31445	51414	
312 CHILE	18251	29334	31445	51414	
400 U STATES	CWT				8157
TRIPLE SUPERPHOSPHATE	1300	3331	1300	3331	
400 U STATES	82034	180225	89558	197998	
SUPERPHOSPHATE N O P	83334	183556	90858	201329	
400 U STATES	CWT				8161
PHOSPHATE FERTILIZER N O P	42686	98847	47780	110710	
400 U STATES	42686	98847	47780	110710	
SULPHATE OF POTASH MAGNESIA	CWT				8162
POTASH FERTILIZER N O P	176044	162871	532343	493257	
FERTILIZER MIXED	176044	162871	532343	493257	
100 U KINGDOM	CWT				8163
FERTILIZER MATERIALS N O P	2750	12185	3110	13661	
400 U STATES	2750	12185	3110	13661	
LITHARGE	CWT				8164
LEAD RED DRY ORANGE MINERAL	4738	4113	8018	6319	
100 U KINGDOM	4738	4113	8018	6319	
400 U STATES	CWT				8165
LEAD WHITE ORY	64	652	64	652	
400 U STATES	5489	49479	6581	73220	
FERTILIZER MIXED	5553	50131	6645	73872	
100 U KINGDOM	CWT				8166
FERTILIZER MATERIALS N O P	5187	10654	14699	31873	
400 U STATES	5187	10654	14699	31873	
LITHARGE	CWT				8167
LEAD RED DRY ORANGE MINERAL	223	4083	740	13232	
100 U KINGDOM	335	161	3047	53486	
400 U STATES	1406	25925	2954	53486	
LEAD WHITE ORY	1629	30008	3855	69765	
100 U KINGDOM	LB				8172
400 U STATES	300	50	64000	10937	
LEAD WHITE ORY	300	50	300	50	
400 U STATES	LB		64300	10987	
LEAD WHITE GROUND IN OIL	400 U STATES		40000	4700	
ANTIMONY OXIDE	2080	460	6080	1380	
100 U KINGDOM	2080	460	6080	1380	
400 U STATES	LB				8174
LAMP BLACK	30000	7154	40000	9529	
400 U STATES	200	65	700	283	
TITANIUM OXIDE	30200	7219	40700	9812	
400 U STATES	LB				8180
TITANIUM OXIDE	11852	2156	24377	4807	
100 U KINGDOM	11852	2156	24377	4807	
400 U STATES	LB				8181
CARBON BLACK	2223745	434431	3381745	659968	
335 GERMANY W	12125	2866	17125	5781	
400 U STATES	4339038	681256	8213238	1274154	
BONE BLACK AND IVORY BLACK	6574908	1118553	11612108	1939903	
400 U STATES	LB				8182
BLANC FIXE	3416493	222332	6339296	406284	
100 U KINGDOM	3416493	222332	6339296	406284	
400 U STATES	LB				8183
BRONZE POWDER	11500	2189	49790	9499	
100 U KINGDOM	11500	2189	49790	9499	
400 U STATES	LB				8184
LITHOPONE	4580	504	5380	586	
100 U KINGDOM	51023	1607	51023	1607	
335 GERMANY W	9881	922	47081	2685	
400 U STATES	65484	3033	103484	4878	
OXIDE OF COBALT	LB				8185
OXIDE OF COPPER	660	659	660	659	
100 U KINGDOM	780	936	2549	3383	
400 U STATES	1440	1595	3209	4042	
OXIDES FILLERS COLOURS ORY MOP	LB				8186
100 U KINGDOM	120500	11067	290900	26350	
306 BELGIUM	358800	26887	465820	35670	
318 DENMARK	479300	37954	756720	62020	
335 GERMANY W	LB				8187
354 NETHRLNOS	500	265	12350	6875	
372 SPAIN	500	265	500	265	
400 U STATES	500	265	12850	7140	
PARIS GREEN DRY	50717	28109	163487	68062	
400 U STATES	100 U KINGDOM				8189
SATIN WHITE	306		2002	681	
100 U KINGDOM	318		2205	4708	
335 GERMANY W	57403	4079	68413	4724	
354 NETHRLNOS			300	862	
372 SPAIN	39780	810	62221	1247	
400 U STATES	712732	259430	1367205	560116	
PARIS GREEN DRY	860632	292428	1665833	640400	
400 U STATES	LB				8190
SATIN WHITE	500	143	500	143	
400 U STATES	500	143	500	143	
100 U KINGDOM	126242	2209	240768	4213	
400 U STATES	126242	2209	240768	4213	

IMPORTS INTO CANADA FOR CONSUMPTION

Articles and Countries from which Imported	MONTH OF FEBRUARY 1956		TWO MONTHS ENDED FEBRUARY 1956		Class Number
	Quantities	Values (\$)	Quantities	Values (\$)	
ULTRAMARINE BLUE DRY OR PULP	LB				8192
100 U KINGDOM	4456	800	19506	4034	
400 U STATES	18550	5185	40950	12055	
	23006	5985	60456	16089	
ZINC WHITE OXIDE	LB				8193
400 U STATES	94030	13204	242136	33060	
	94030	13204	242136	33060	
OXIDE OF TIN	LB				8194
100 U KINGDOM	10000	10065	16560	16923	
400 U STATES			300	333	
	10000	10065	16860	17256	
OCHRES SIENNAS AND UMBERS	LB				8201
100 U KINGDOM	6990	296	10110	413	
400 U STATES	160688	6495	211098	10711	
	167678	6791	221208	11124	
PUTTY	LB				8202
100 U KINGDOM	900	62	3400	174	
400 U STATES	50607	8053	104571	15330	
	51507	8115	107971	15504	
ARTISTS AND CHILDRENS COLOURS					8211
100 U KINGDOM		15835		28765	
306 BELGIUM				330	
327 FRANCE				108	
335 GERMANY W				733	
347 JAPAN		171		171	
400 U STATES		19399		42572	
		35405		72679	
GOLD LIQUID PAINT					8212
400 U STATES		184		744	
		184		744	
LIQUID FILLERS AND PAINTS NOP	GAL				8213
100 U KINGDOM	838	3024	1402	4794	
231 HONG KONG			300	926	
236 NEW ZEAL	52	350	52	350	
318 DENMARK			53	300	
335 GERMANY W			184	1491	
354 NETHRLNOS			35	270	
400 U STATES	59583	173474	112276	386135	
	60473	176848	114302	394266	
SPIRIT VARNISHES AND LACQUERS	GAL				8214
100 U KINGDOM	474	2207	613	3255	
335 GERMANY W			1527	11169	
376 SWITZRLND	37	352	37	352	
400 U STATES	6431	25648	12855	54771	
	6942	28207	15032	69547	
STAINS AND OXIDES	LB				8215
100 U KINGDOM	800	1152	1900	2287	
400 U STATES	38255	32772	66060	65451	
	39055	33924	67960	67738	
VARNISHES LACQUERS JAPANS NOP	GAL				8216
100 U KINGDOM	313	1475	823	3730	
335 GERMANY W			6	68	
354 NETHRLNOS	90	307	90	307	
376 SWITZRLND			114	528	
400 U STATES	25807	61048	55137	141483	
	26210	62830	56170	146116	
ALCOHOLIC PERFUMES UNDER 4 OZ					8221
100 U KINGDOM		365		1538	
231 HONG KONG				83	
327 FRANCE		3326		8700	
335 GERMANY W		639		3167	
344 ITALY		95		95	
372 SPAIN				163	
400 U STATES		14160		18200	
		18585		31946	
ALCOHOLIC PERFUMES OVER 4 OZ	GAL				8222
100 U KINGDOM	8	200	38	2718	
327 FRANCE	1	366	21	927	
335 GERMANY W	4	128	26	568	
400 U STATES	20	128	29	236	
	33	822	114	4449	
POMADES FRENCH	LB				8223
PERFUMERY TOILET PREPARATIONS					8224
100 U KINGDOM		8363		12606	
327 FRANCE		3573		8741	
335 GERMANY W		4722		9147	
344 ITALY		942		3064	
354 NETHRLNDS		3260		3610	
375 SWEODEN				167	
376 SWITZRLND				929	
400 U STATES		68106		105597	
		88966		143861	
CASTILE SOAP	LB				8231
400 U STATES	700	295	700	295	
	700	295	700	295	
COMMON OR LAUNORY SOAP	LB				8232
100 U KINGDOM			590	456	
400 U STATES	44880	6771	162055	23814	
	44880	6771	162645	24270	
LIQUID SOAP	LB				8234
100 U KINGDOM			2320	204	
400 U STATES	84512	22918	178315	40431	
	84512	22918	180635	40635	
SOAP POWDERS AND FLAKES	LB				8235
100 U KINGDOM			2240	179	

IMPORTS INTO CANADA FOR CONSUMPTION

125

Articles and Countries from which Imported	MONTH OF FEBRUARY 1956		TWO MONTHS ENDED FEBRUARY 1956		Class Number
	Quantities	Values (\$)	Quantities	Values (\$)	
354 NETHRLNDS			714	63	
376 SWITZRLND	882	280	1102	350	
400 U STATES	540114	81609	930824	137199	
	540996	81889	934880	137791	
TOILET SOAP N O P					8236
100 U KINGDOM		4244		8697	
306 BELGIUM		60		60	
327 FRANCE				286	
335 GERMANY W		203		936	
354 NETHRLNDS		103		103	
360 ISRAEL		722		722	
400 U STATES		4524		6669	
		9856		17473	
WHALE OIL SOAP	LB				8237
100 U KINGDOM			4480	234	
400 U STATES			1160	145	
			5640	379	
SOAP N O P					8238
100 U KINGDOM				128	
215 INDIA		284		284	
400 U STATES		13972		30247	
		14256		30659	
ALUM IN BULK NOT CALCINED	CWT				8251
100 U KINGDOM			80	313	
400 U STATES		896	1527	8140	
		4735	1607	8453	
CHLORIDE OF ALUMINUM	CWT				8252
400 U STATES		4240	57559	6055	85391
		4240	57559	6055	85391
SULPHATE OF IRON COPPERAS	CWT				8253
100 U KINGDOM		7	75	207	553
400 U STATES		924	2483	2955	5282
		931	2558	3162	5835
SULPHATE OF ALUMINA ALUM CAKE	CWT				8254
100 U KINGDOM		2800	4457	11200	17794
400 U STATES		4228	8483	20928	39555
		7028	12940	32128	57349
AMMONIA NITRATE	LB				8261
400 U STATES		40565	3205	210145	13896
		40565	3205	210145	13896
SAL AMMONIAC	LB				8262
100 U KINGDOM				80550	5610
354 NETHRLNDS				11000	382
400 U STATES		250	70	3080	644
		250	70	94630	6636
SAL AMMONIAC SKIMMINGS	LB				8263
400 U STATES		50000	5025	51666	5342
		50000	5025	51666	5342
AMMONIA COMPOUNDS N O P	LB				8264
100 U KINGDOM		24936	3194	25496	3870
354 NETHRLNDS		4480	597	4480	597
400 U STATES		438815	13234	1044189	34576
		468231	17025	1074165	39043
AMMONIA ANHYDROUS	LB				8265
400 U STATES		2311780	95895	5194202	218626
		2311780	95895	5194202	218626
ANTIMONY SALTS TARTAR EMETIC	LB				8271
400 U STATES		650	391	766	475
		650	391	766	475
ARSENOUS OXIDE ARSEN SULPHIDE	LB				8273
COPPER SUBACETATE PRECIPITATE	LB				8274
400 U STATES				400	220
				400	220
COPPER SULPHATE	LB				8275
100 U KINGDOM				90112	12853
400 U STATES		24834	3871	43624	7318
		24834	3871	133736	20171
TIN BICHLORIDE TIN CRYSTALS	LB				8277
100 U KINGDOM				1000	748
400 U STATES		1039	789	1139	885
		1039	789	2139	1633
ZINC CHLORIDE	LB				8278
100 U KINGDOM				28000	2841
400 U STATES		23638	1967	50123	4700
		23638	1967	78123	7541
ZINC SULPHATE	LB				8279
100 U KINGDOM		21168	1178	191704	11585
306 BELGIUM		111775	3994	111775	3994
335 GERMANY W		100000	3308	100000	3308
400 U STATES		120495	7852	157199	10852
		353438	16332	560678	29739
BISMUTH SALTS					8291
100 U KINGDOM				8847	
				8847	
LEAD ACETATE NOT GROUND	LB				8292
400 U STATES		400	140	900	239
		400	140	900	239
LEAD ARSENATE	LB				8293
LEAD NITRATE NOT GROUND	LB				8294
100 U KINGDOM		40000	6414	40000	6414
400 U STATES				4800	864
		40000	6414	44800	7278
COMPOUNDS OF TETRAETHYL LEAD	LB				8295
400 U STATES		2318408	839197	5144644	1857312
		2318408	839197	5144644	1857312

IMPORTS INTO CANADA FOR CONSUMPTION

Articles and Countries from which Imported	MONTH OF FEBRUARY 1956		TWO MONTHS ENDED FEBRUARY 1956		Class Number	
	Quantities	Values (\$)	Quantities	Values (\$)		
BROMINE	400 U STATES	LB 5702	1834	11054	3594	8301
		5702	1834	11054	3594	
CHLORINE LIQUID CHLORINE GAS	400 U STATES	LB 4989700	143822	10074850	289708	8303
		4989700	143822	10074850	289708	
IODINE CRUDE	400 U STATES	LB 2300	3474	11868	17276	8304
		2300	3474	11868	17276	
IODIZED SALTS FOR ANIMALS	400 U STATES		837		1640	8305
			837		1640	
CALCIUM ARSENATE		LB				8311
CALCIUM CHLORIDE	400 U STATES	CWT 54022	78267	92397	134506	8315
		54022	78267	92397	134506	
CHLORIDE OF LIME	100 U KINGDOM	CWT 6	291	347	1634	8316
	347 JAPAN			44	613	
	400 U STATES		384	871	11409	
			390	1262	13656	
CALCIUM MOLYBDATE	400 U STATES	LB 5399	3250	5399	3250	8318
		5399	3250	5399	3250	
CALCIUM COMPS N O P	EXC CITRATE	LB 30200	2131	32747	4256	8319
	100 U KINGDOM			5512	1439	
	354 NETHRLNDS			10000	283	
	359 NORWAY		2200	2200	5154	
	376 SWITZRLND		494475	58467	891816	95537
	400 U STATES		526875	65752	942275	106669
ARGOLS		LB				8321
CREAM OF TARTAR IN CRYSTALS	100 U KINGDOM	LB		7840	2475	8322
	344 ITALY			16532	3740	
	372 SPAIN			11023	2225	
				35395	8440	
POTASH AND PEARL ASH	400 U STATES	LB 52770	4373	116245	9835	8323
		52770	4373	116245	9835	
POTASH BICARBONATE	100 U KINGDOM	LB		1320	176	8325
				1320	176	
POTASH BICHRIMATE CRUDE	100 U KINGDOM	LB		6500	995	8326
	400 U STATES		24000	3785	39900	6308
			24000	3785	46400	7303
POTASH CAUSTIC	327 FRANCE	LB		10989	1136	8327
	335 GERMANY W		26576	2806	90419	8448
	375 SWEDEN			2260	536	
	400 U STATES		456966	22744	899631	42672
			483542	25550	1003299	52792
POTASH CHLORATE GROUND	400 U STATES	LB 1400	411	1942	556	8329
		1400	411	1942	556	
POTASH RED OR YELLOW PRUSSIAE	400 U STATES	LB 2575	764	3332	1126	8330
		2575	764	3332	1126	
POTASH NITRATE OR SALTPETRE	400 U STATES	LB		445	56	8331
				445	56	
POTASH COMPOUNDS N O P	100 U KINGDOM	LB 9072	3931	11674	6385	8332
	327 FRANCE			560	656	
	335 GERMANY W			336	498	
	400 U STATES		150210	22237	438152	47434
			159282	26168	450722	54973
CLEANING COMPOUNDS SODIUM BASE	100 U KINGDOM	LB 8820	938	8820	938	8337
	400 U STATES		1250893	173708	1929939	266251
			1259713	174646	1938759	267189
SODA BENZOATE		LB				8338
SODA BROMIDE	100 U KINGDOM	LB 7760	3169	7760	3169	8339
	400 U STATES			2000	620	
			7760	3169	3789	
SODA CITRATE	400 U STATES	LB 2000	580	2000	580	8340
		2000	580	2000	580	
BAKING POWDER	335 GERMANY W	LB 417	459	654	1426	8341
		417	459	654	1426	
BORAX	100 U KINGDOM	LB		1240	270	8342
	400 U STATES		936190	28089	2711566	84277
			936190	28089	2712806	84547
GLAUBER SALTS	335 GERMANY W	LB 231483	3660	231483	3660	8343
	400 U STATES		471000	11734	967320	20221
			702483	15394	1198803	23881
SODA ARSENIATE BINARSENIAE	100 U KINGDOM	LB 11200	1015	11200	1015	8344

IMPORTS INTO CANADA FOR CONSUMPTION

Articles and Countries from which Imported	MONTH OF FEBRUARY 1956		TWO MONTHS ENDED FEBRUARY 1956		Class Number
	Quantities	Values (\$)	Quantities	Values (\$)	
400 U STATES	5900	3199	16100	8962	
	17100	4214	27300	9977	
SODA ASH OR BARILLA	LB				8345
100 U KINGDOM	729796	10218	2100000	29091	
400 U STATES	13523670	200214	25206370	375892	
	14253466	210432	27306370	404983	
SODA BICARBONATE	LB				8346
100 U KINGDOM	600200	10035	863200	14475	
400 U STATES	903500	21819	1552400	37115	
	1503700	31854	2415600	51590	
SODA BICROMATE	LB				8347
100 U KINGDOM	364000	39737	533500	57454	
400 U STATES	193875	24255	495475	62332	
	557875	63992	1028975	119786	
SODA BISULPHATE OR NITRE CAKE	LB				8348
400 U STATES	193640	4076	322210	6726	
	193640	4076	322210	6726	
SODA BISULPHITE	LB				8349
100 U KINGDOM	40519	2182	40519	2182	
400 U STATES	28292	1360	28292	1360	
	68811	3542	68811	3542	
SODA CAUSTIC IN PACKAGES	LB				8350
100 U KINGDOM	88499	3342	190909	6939	
375 SWEDEN			3000	513	
400 U STATES	2371667	91043	3414842	140826	
	2460166	94385	3608751	148278	
SODA CAUSTIC IN SOLUTION	LB				8352
400 U STATES	22440611	311040	37422168	520117	
	22440611	311040	37422168	520117	
SODA CHLORIDE	LB				8353
400 U STATES			100	51	
			100	51	
SODIUM CYANIDE	LB				8354
100 U KINGDOM	313760	43780	552808	74036	
400 U STATES			20000	3200	
	313760	43780	572808	77236	
SODIUM GLUTAMATE	LB				8355
347 JAPAN	7065	8922	9060	12312	
400 U STATES	6035	5990	12285	13834	
	13100	14912	21345	26146	
SODA HYPOSULPHITE	LB				8356
100 U KINGDOM			11200	389	
400 U STATES	6900	560	90565	5708	
	6900	560	101765	6097	
SODA NITRITE	LB				8357
100 U KINGDOM	107520	4242	112000	4423	
400 U STATES			400	72	
	107520	4242	112400	4495	
SODA PEROXIDE	LB				8358
100 U KINGDOM	3375	451	163125	21476	
400 U STATES	100945	16710	145939	24594	
	104320	17161	309064	46070	
SODA PHOSPHATE N O P	LB				8359
100 U KINGDOM			600	201	
400 U STATES	281005	31855	711287	80897	
	281005	31855	711887	81098	
SODA PRUSSIAN	LB				8360
306 BELGIUM	30000	3072	30000	3072	
400 U STATES			16000	2267	
	30000	3072	46000	5339	
SODA SAL	LB				8361
400 U STATES	16050	402	17550	515	
	16050	402	17550	515	
SODA SILICATE	LB				8362
100 U KINGDOM	96800	2794	111110	3117	
400 U STATES	247908	11472	743496	37885	
	344708	14266	854606	41002	
SODA SULPHATE CRUDE SALT CAKE	LB				8363
400 U STATES	3174640	28930	6481780	58956	
	3174640	28930	6481780	58956	
SODA SULPHIDE	LB				8364
100 U KINGDOM			11088	418	
400 U STATES	91474	4794	317284	16342	
	91474	4794	328372	16760	
SODA SULPHITE	LB				8365
100 U KINGDOM			2240	174	
400 U STATES	112159	4511	116607	5158	
	112159	4511	118847	5332	
SODIUM COMPOUNDS N O P	LB				8366
100 U KINGDOM	161712	24763	248553	36105	
327 FRANCE	7700	9370	9900	11983	
335 GERMANY W	7553	3918	63703	7844	
354 NETHERLANDS	44000	4630	44000	4630	
376 SWITZERLAND			45	237	
400 U STATES	1151715	135310	2437902	252481	
	1372680	177991	2804103	313280	
SODA PHOSPHATE DISODIUM	LB				8367
400 U STATES	150	60	5150	433	
	150	60	5150	433	
SODA PHOSPHATE TRISODIUM	LB				8368
400 U STATES	38000	1822	234500	10993	
	38000	1822	234500	10993	
SODA FLUORIDE	LB				8369
100 U KINGDOM	5250	663	5250	663	
	5250	663	5250	663	

IMPORTS INTO CANADA FOR CONSUMPTION

Articles and Countries from which Imported	MONTH OF FEBRUARY 1956		TWO MONTHS ENDED FEBRUARY 1956		Class Number
	Quantities	Values (\$)	Quantities	Values (\$)	
SODA ANTIMONATE 400 U STATES	LB 40000 40000	11200 11200	76000 76000	22000 22000	8370
ACID PHOSPHATE NOT MEDICINAL 400 U STATES	LB 294019 294019	25510 25510	363735 363735	32304 32304	8371
BARIUM PEROXIDE	LB				8372
HYDROGEN PEROXIDES IN SOLUTION 335 GERMANY W 400 U STATES	LB 104670 104670	23301 23301	18629 325670	2692 66226	8373
MAGNESIUM CARBONATE 100 U KINGDOM 400 U STATES	LB 22000 1000 23000	1515 80 1595	84000 1000 85000	5757 80 5837	8374
MAGNESIUM SALTS COMPOUNDS NOP 100 U KINGDOM 400 U STATES	LB 5600 298234 303834	1437 9248 10685	10000 2267394 2277394	4230 62048 66278	8375
MAGNESIUM SULPHATE EPSOM SALTS 100 U KINGDOM 335 GERMANY W 400 U STATES	LB 335300 160000 495300	3064 3457 6521	11200 589300 923510	315 5184 12477	8376
MERCURY SALTS 400 U STATES		149 149		233 233	8377
PHOSPHORUS AND COMPOUNDS N O P 400 U STATES	LB 5745 5745	1328 1328	5825 5825	1667 1667	8378
RADIUM 100 U KINGDOM 400 U STATES		10633 7126 17759		14097 11351 25448	8379
MOLYBDENUM OXIDE 400 U STATES	LB 146152 146152	124943 124943	171352 171352	156909 156909	8380
ETHYL CHLORIDE 400 U STATES	LB 141300 141300	14150 14150	142343 142343	15436 15436	8388
ACETONE 400 U STATES		1545 1545		2260 2260	8389
ETHYLENE DICHLORIDE 400 U STATES	LB		5700 5700	526 526	8390
AMYL ACETATE 400 U STATES		368 368		740 740	8391
BLACKING SHOE LEATHER DRESSING 100 U KINGDOM 306 BELGIUM 335 GERMANY W 344 ITALY 400 U STATES		2160 61515 63675		8196 456 295 179 99663 108789	8392
BLUEING LAUNORY					8393
CAMPHOR NATURAL OR SYNTHETIC 100 U KINGDOM 400 U STATES	LB 5330 5330	3920 3920	2000 15180 17180	1611 9599 11210	8394
CARBON BISULPHIDE N O P 400 U STATES	LB 7765 7765	841 841	7975 7975	900 900	8395
CARBON TETRACHLORIDE 400 U STATES	LB 121200 121200	11817 11817	175612 175612	16119 16119	8396
CHLOROFORM 335 GERMANY W 400 U STATES	LB 26300 26300	4593 4593	3086 45821 51907	477 8175 8652	8397
CYANIDE OF POTASSIUM 100 U KINGDOM 400 U STATES	LB 14000 14000	4462 4462	16128 70 16198	4810 120 4930	8398
ETHYLENE GLYCOL FOR ANTIFREEZE 400 U STATES	LB 460 460	92 92	460 460	92 92	8399
ETHYLENE GLYCOL N O P 400 U STATES	LB 5012 5012	1359 1359	5012 5012	1359 1359	8400
FORMALDEHYDE 400 U STATES	LB 292085 292085	11352 11352	1228405 1228405	45974 45974	8401
GLYCERINE CRUDE 400 U STATES	LB 318540 318540	63093 63093	400520 400520	80309 80309	8402
GLYCERINE FOR EXPLOSIVES 400 U STATES	LB 82440 82440	24732 24732	165060 165060	49518 49518	8403
GLYCERINE N O P 400 U STATES	LB 30256 30256	9299 9299	113426 113426	33012 33012	8404

IMPORTS INTO CANADA FOR CONSUMPTION

139

Articles and Countries from which Imported		MONTH OF FEBRUARY 1956		TWO MONTHS ENDED FEBRUARY 1956		Class Number
		Quantities	Values (\$)	Quantities	Values (\$)	
INK PRINTING		LB				8405
100 U KINGDOM		63496	35710	167904	76597	
318 DENMARK		446	266	609	357	
335 GERMANY W		1708	1301	3312	2130	
400 U STATES		76529	54647	173775	109111	
		162179	91924	345600	186195	
INK ROTOGRAVURE		LB				8406
400 U STATES		66646	24757	84014	32486	
		66646	24757	84014	32486	
INK WRITING						8407
100 U KINGDOM			97		97	
306 BELGIUM			125		125	
335 GERMANY W			272		272	
400 U STATES			4519		9398	
			5013		9892	
NAPHTHALENE FLAKES AND BALLS		LB				8408
335 GERMANY W				55046	4683	
400 U STATES		120150	18295	142796	24883	
		120150	18295	197842	29566	
NITROUS ETHER		GAL				8409
400 U STATES		10	180	20	365	
		10	180	20	365	
CHEMICALS FOR SYNTHETIC RESINS		LB				8410
400 U STATES		23000	6210	96400	25180	
		23000	6210	96400	25180	
SULPHURIC ETHER		LB				8411
100 U KINGDOM		250	250	250	250	
400 U STATES		42146	9479	199303	25382	
		42396	9729	199553	25632	
THEOBROMINE DIMETHYL SULPHATE		LB				8412
POLISH KNIFE OR OTHER N O P						8413
100 U KINGDOM			1286		5354	
335 GERMANY W			111		1458	
376 SWITZRLND			310		310	
400 U STATES			25763		49272	
			27470		56394	
VANILLIN		LB				8414
100 U KINGDOM		150	505	550	2129	
		150	505	550	2129	
ALL OTHER DRUGS CHEMICALS NOP						8415
100 U KINGDOM			247519		469161	
231 HONG KONG			1180		5733	
234 AUSTRALIA					248	
236 NEW ZEAL			3500		4902	
306 BELGIUM			2103		4120	
317 CZECHO S			1046		1046	
318 DENMARK			1119		2574	
327 FRANCE			3729		9407	
335 GERMANY W			20785		50651	
336 GREECE					254	
347 JAPAN					124	
352 MEXICO			920		1840	
354 NETHRLNDS			4730		9153	
359 NORWAY					1040	
372 SPAIN					293	
375 SWEDEN					367	
376 SWITZRLND			39382		144259	
381 ALASKA					139	
400 U STATES			4171895		8651206	
			4497908		9356517	
PHTHALIC ANHYDRIDE		LB				8416
344 ITALY		187964	34522	187964	34522	
400 U STATES		225040	45830	639690	125900	
		413004	80352	827654	160422	
MATERIALS NOP FOR PLASTICS						8422
100 U KINGDOM			5415		7355	
306 BELGIUM					2821	
335 GERMANY W			20616		20616	
400 U STATES			700916		1452333	
			726947		1483125	
CASINGS SYNTHETIC FOR MEATS		LB				8423
335 GERMANY W				485	1142	
400 U STATES		31918	43261	55638	77650	
		31918	43261	56123	78792	
TUNGSTEN CARBIDE IN TUBES						8425
400 U STATES			18055		37979	
			18055		37979	
BUTADIENE						8428
400 U STATES			329729		628213	
			329729		628213	
ETHYL BENZENE		GAL				8429
400 U STATES		194299	146448	194299	146448	
		194299	146448	194299	146448	
GASOLINE ANTI OXIDANTS		LB				8430
400 U STATES		24692	24509	184852	131156	
		24692	24509	184852	131156	
SYNTHETIC RESIN GLUE		LB				8431
335 GERMANY W		1767	582	2637	889	
400 U STATES		146528	47856	278134	89928	
		148295	48438	280771	90817	
RIBOFLAVIN						8432
400 U STATES			36626		59491	
			36626		59491	
YEAST DEAD OR INACTIVE		LB				8433
400 U STATES		50941	9710	84996	24630	
		50941	9710	84996	24630	


IMPORTS INTO CANADA FOR CONSUMPTION

Articles and Countries from which Imported	MONTH OF FEBRUARY 1956		TWO MONTHS ENDED FEBRUARY 1956		Class Number
	Quantities	Values (\$)	Quantities	Values (\$)	
CATALYSTS PETROLEUM REFINING					
100 U KINGDOM		5625		5625	8434
400 U STATES		437368		953522	
		442993		959147	
FATTY ALCOHOLS					
100 U KINGDOM				1807	8435
335 GERMANY W				13875	
400 U STATES		68591		97325	
		68591		113007	
MATERIALS NOP FOR CHROM OXIDE					8436
FLUORESCENT COATING OR POWDER					
400 U STATES	LB				8437
	9026	55695	14944	88636	
	9026	55695	14944	88636	
CELLULOSE ESTERS NO ADMIXTURE					8500
400 U STATES		140907		289226	
		140907		289226	
CELLULOSE COMPS MOULDING ETC					8530
400 U STATES		93694		170834	
		93694		170834	
CELLULOSE PLASTICS FOAMD EXPND					8550
335 GERMANY W				391	
400 U STATES		825		3771	
		825		4162	
CELLULOSE COMPOUNDS N O P					8570
400 U STATES		5223		7646	
		5223		7646	
CELLULOSE PLASTIC PRIM SHAPES					8600
100 U KINGDOM		3422		4732	
335 GERMANY W				1939	
344 ITALY				10053	
400 U STATES		109338		245814	
		112760		262538	
CELLUL PLAST SHAPES REINFORCED					8630
100 U KINGDOM		1165		1398	
327 FRANCE				160	
400 U STATES		50389		95410	
		51554		96968	
LAMINATD MOULDED CELL PLASTICS					8650
100 U KINGDOM		577		2305	
400 U STATES		30598		43304	
		31175		45609	
CELL NITRATE ENGRAVING SHEETS					8670
335 GERMANY W				4491	
400 U STATES		17616		22056	
		17616		26547	
MFRS OF CELLULOSE PLASTICS NOP					8700
100 U KINGDOM		12244		21317	
305 AUSTRIA		450		450	
317 CZECHO S				1171	
327 FRANCE				395	
335 GERMANY W		250		308	
347 JAPAN		71		668	
400 U STATES		97610		203559	
		110625		227868	
MFRS OF REGEN CELLULOSE NOP					8720
100 U KINGDOM		88754		122625	
231 HONG KONG		102		216	
335 GERMANY W				760	
375 SWEDEN		8629		12383	
376 SWITZRLND				1299	
400 U STATES		83223		169843	
		180708		307126	
SYNTHETIC RESINS NO ADMIXTURE					8750
100 U KINGDOM		50155		79829	
309 BRAZIL				528	
327 FRANCE		120		120	
335 GERMANY W		1699		2661	
359 NORWAY		11386		11386	
376 SWITZRLND				480	
400 U STATES		1492779		2803726	
		1556139		2898730	
SYNTHETIC RESINS IN SOLUTIONS					8770
100 U KINGDOM		62		62	
327 FRANCE				1630	
335 GERMANY W				191	
354 NETHRLNDS		343		343	
400 U STATES		386045		703516	
		386450		705742	
SYNTH RESIN COMPS MOULDNG ETC					8800
100 U KINGDOM		15974		22557	
335 GERMANY W				131	
400 U STATES		319733		726787	
		335707		749475	
SYNTH RESINS FOAMED EXPANDED					8830
100 U KINGDOM				313	
335 GERMANY W		5969		7496	
354 NETHRLNDS				2444	
400 U STATES		21922		45417	
		27891		55670	
SYNTH RESIN COMPOSITIONS NOP					8850
100 U KINGDOM				2842	
400 U STATES		91368		261780	
		91368		264622	

IMPORTS INTO CANADA FOR CONSUMPTION

131

Articles and Countries from which Imported	MONTH OF FEBRUARY 1956		TWO MONTHS ENDED FEBRUARY 1956		Class Number
	Quantities	Values (\$)	Quantities	Values (\$)	
SYNT OR PROT PLAST PRIM SHAPES					8870
100 U KINGDOM		84509		136953	
335 GERMANY W		26437		50893	
372 SPAIN				2146	
376 SWITZRLND				203	
400 U STATES		604788		1274494	
		715734		1464689	
SYNTH RESIN SHAPES RE INFORCED					8900
100 U KINGDOM				305	
327 FRANCE		1574		1574	
335 GERMANY W				559	
354 NETHRLNDS				251	
400 U STATES		113927		230176	
		115501		232865	
LAMIN PLASTICS SYN RES BONDED					8930
100 U KINGDOM		1006		32917	
400 U STATES		30930		84437	
		31936		117354	
MFRS OF SYNT RES OR PROT PLAST					8950
100 U KINGDOM		36014		63789	
305 AUSTRIA		1173		1497	
306 BELGIUM		474		474	
318 DENMARK		197		450	
327 FRANCE		85		201	
335 GERMANY W		5251		8446	
344 ITALY		1191		8295	
347 JAPAN		1634		4154	
354 NETHRLNDS		602		1074	
365 POLAND		826		2559	
375 SWEDEN		270		1247	
376 SWITZRLND				219	
400 U STATES		1065852		1955155	
		1113569		2047560	



IMPORTS INTO CANADA FOR CONSUMPTION

Articles and Countries from which Imported	MONTH OF FEBRUARY 1956		TWO MONTHS ENDED FEBRUARY 1956		Class Number
	Quantities	Values (\$)	Quantities	Values (\$)	
<u>GROUP 9</u>					
<u>MISCELLANEOUS COMMODITIES</u>					
FILM FOR REPRODUCTION	FEET				9000
100 U KINGDOM	14521	782	19337	996	
327 FRANCE	16686	397	16686	397	
400 U STATES	243526	13229	504100	27220	
	274733	14408	540123	28613	
BAGATELLE OR OTHER GAME BOARDS					9001
100 U KINGDOM		2181		4585	
400 U STATES		57767		120756	
		59948		125341	
BALLS CUES CUE RACKS CUE TIPS					9002
100 U KINGDOM		482		4079	
327 FRANCE		1457		1457	
400 U STATES		103		165	
		2042		5701	
BILLIARD TABLES	NO				9003
100 U KINGDOM			1	236	
			1	236	
BALLS TENNIS	DOZ				9004
100 U KINGDOM	3391	8408	6751	17178	
	3391	8408	6751	17178	
BALLS ALL KINDS NOP FOR SPORTS					9005
100 U KINGDOM		6784		15605	
234 AUSTRALIA		1056		2682	
327 FRANCE		223		417	
335 GERMANY W		88		88	
347 JAPAN		316		674	
400 U STATES		15480		34066	
		23947		53532	
FILMS X RAY					9006
100 U KINGDOM		70499		127740	
306 BELGIUM		39183		121605	
400 U STATES		103592		172211	
		213274		421556	
GUN COVERS GAME BAGS					9007
100 U KINGDOM		89		169	
347 JAPAN				109	
400 U STATES		103		175	
		192		453	
CRICKET BATS BALLS GLOVES					9008
100 U KINGDOM		1784		1784	
		1784		1784	
DOLLS					9009
100 U KINGDOM		1573		2189	
231 HONG KONG		1313		1949	
306 BELGIUM		108		108	
335 GERMANY W		201		415	
344 ITALY		105		565	
347 JAPAN		2527		6887	
365 POLAND				185	
372 SPAIN		82		82	
390 GERMANY E		105		105	
400 U STATES		9538		16776	
		15552		29261	
FILMS PHOTOGRAPHERS					9010
100 U KINGDOM		5400		8041	
306 BELGIUM		5383		11867	
335 GERMANY W		1490		1944	
347 JAPAN		55		55	
400 U STATES		254891		620428	
		267219		642335	
FILMS CINEMATOGRAPH POSITIVES	FEET				9011
100 U KINGDOM	388287	30798	683442	54419	
306 BELGIUM	14799	269	14799	269	
326 FINLAND	2800	239	3600	354	
327 FRANCE	619180	31344	1131824	54881	
335 GERMANY W	3650	312	40074	2696	
344 ITALY	35613	3272	54117	4752	
347 JAPAN	6746	461	6746	461	
354 NETHRLNDS	1752	56	1752	56	
376 SWITZRLND			6230	962	
380 USSR	43214	2897	55987	3918	
400 U STATES	5051937	389030	10957660	805124	
	6167978	458678	12956231	927892	
FILMS FOR AERIAL PHOTOGRAPHY					9012
400 U STATES		8387		8387	
		8387		8387	
FISHING RODS					9013
100 U KINGDOM		2306		6392	
327 FRANCE				497	
347 JAPAN		11288		19513	
400 U STATES		76027		122994	
		89621		149396	
GOLF CLUBS AND FINISHED PARTS					9014
100 U KINGDOM				1345	
400 U STATES		19373		31891	
		19373		33236	

IMPORTS INTO CANADA FOR CONSUMPTION

Articles and Countries from which Imported	MONTH OF FEBRUARY 1956		TWO MONTHS ENDED FEBRUARY 1956		Class Number	
	Quantities	Values (\$)	Quantities	Values (\$)		
MECHANICAL TOYS OF METAL						
100 U KINGDOM		1964		5076	9016	
335 GERMANY W		989		4367		
344 ITALY				372		
347 JAPAN		80701		153546		
400 U STATES		8978		17980		
		92632		181341		
METAL JUVENILE CONSTR SETS						
100 U KINGDOM		266		2187	9017	
		266		2187		
TOYS OF ALL KINDS N O P						
100 U KINGDOM		37895		71389	9018	
231 HONG KONG		574		877		
234 AUSTRALIA		122		434		
306 BELGIUM		2729		8550		
318 DENMARK		114		114		
327 FRANCE		1553		2037		
335 GERMANY W		6926		14666		
340 HUNGARY		741		1199		
344 ITALY				1218		
347 JAPAN		53660		147548		
352 MEXICO				288		
354 NETHRLNDS		764		3939		
365 POLAND				142		
375 SWEDEN				1726		
390 GERMANY E		117		753		
400 U STATES		197355		341085		
		302550		595965		
SPORTSMENS FISHING TACKLE NOP						
100 U KINGDOM		32139		58053	9019	
231 HONG KONG		2442		3699		
234 AUSTRALIA		463		1465		
317 CZECHO S		115		547		
327 FRANCE		22402		56182		
335 GERMANY W		3245		18657		
344 ITALY				3849		
347 JAPAN		19021		45100		
359 NORWAY		11951		16854		
372 SPAIN		300		900		
375 SWEDEN		13784		14107		
376 SWITZRLND		2486		4852		
400 U STATES		371841		702328		
		480189		926593		
FILMS CINEMATOGRAPH NEGATIVE						
306 BELGIUM		2048		2048	9020	
335 GERMANY W				517		
400 U STATES		7441		14109		
		9489		16674		
BRUSHES ARTISTS						
100 U KINGDOM		1689		4116	9021	
327 FRANCE		196		409		
335 GERMANY W		3239		9440		
347 JAPAN		61		2645		
400 U STATES		2690		5943		
		7875		22553		
BRUSHES PAINT AND VARNISH						
100 U KINGDOM		19242		46024	9022	
317 CZECHO S		214		214		
335 GERMANY W		1664		1664		
400 U STATES		3037		3697		
		24157		51599		
BRUSHES TOOTH						
100 U KINGDOM	DOZ	2722	2138	11515	9023	
231 HONG KONG		4200	982	5040		
400 U STATES		7487	8207	11140		
		14409	11327	27695		
				20613		
BRUSHES TOILET N O P						
100 U KINGDOM		6851		16410	9024	
318 DENMARK		253		253		
327 FRANCE		7278		9201		
335 GERMANY W		5403		8039		
354 NETHRLNDS		882		1017		
360 ISRAEL				298		
375 SWEDEN		1287		1287		
400 U STATES		9247		18782		
		31201		55287		
BRUSHES ALL OTHER N O P						
100 U KINGDOM		2717		16461	9025	
231 HONG KONG		125		324		
327 FRANCE		338		338		
335 GERMANY W		3697		6278		
347 JAPAN		179		251		
354 NETHRLNDS		69		544		
400 U STATES		54512		78784		
		61637		102980		
PACKAGES CONTAINING GOODS						
100 U KINGDOM		274502		563550	9030	
203 B E AFR		376		376		
207 UN SO AFR		846		2820		
208 BSA OTHER				81		
215 INDIA		1789		5693		
216 PAKISTAN		64		97		
217 CEYLON		730		1602		
221 B GUIANA		140		832		
223 BARBADOS		2448		3701		
224 JAMAICA		851		1847		

IMPORTS INTO CANADA FOR CONSUMPTION

125

Articles and Countries from which Imported	MONTH OF FEBRUARY 1956		TWO MONTHS ENDED FEBRUARY 1956		Class Number
	Quantities	Values (\$)	Quantities	Values (\$)	
225 TRINIDAD		1025		1711	
227 BAHAMAS				360	
231 HONG KONG		11944		29047	
232 MALTA		54		892	
234 AUSTRALIA		4062		9337	
236 NEW ZEAL		103		135	
304 ARGENTINA		33		33	
305 AUSTRIA		1299		1655	
306 BELGIUM		7861		18594	
307 BEL CONGO		85		170	
309 BRAZIL		3856		5764	
313 CHINA		67		421	
314 COLOMBIA		715		715	
316 CUBA		476		677	
317 CZECHO S		10339		17540	
318 DENMARK		2169		3425	
326 FINLAND				3	
327 FRANCE		17000		34080	
328 FR AFRICA		438		1133	
335 GERMANY W		29688		70109	
336 GREECE		95		361	
337 GUATEMALA		200		574	
338 HAITI		100		160	
340 HUNGARY		188		490	
344 ITALY		6412		15240	
347 JAPAN		77005		165241	
352 MEXICO		4509		6176	
354 NETHRLNDS		14067		24823	
359 NORWAY		29		41	
360 ISRAEL		744		824	
364 PHIL		63		341	
365 POLAND		5		91	
366 PORTUGAL		829		2651	
367 AZORES		75		278	
372 SPAIN		2108		5848	
375 SWEDEEN		3005		9759	
376 SWITZRLND		9172		31610	
381 ALASKA				21	
384 P RICO		909		2309	
388 YUGO SLAV				76	
389 IRELAND		74		476	
390 GERMANY E		371		979	
400 U STATES		196613		360320	
		689533		1405089	
ORTHOPEDIC BRACES AND PARTS					9050
100 U KINGDOM		55		199	
335 GERMANY W				154	
400 U STATES		5522		12847	
		5577		13200	
EFFECTS LEFT BY BEQUEST					9051
100 U KINGDOM		21270		29781	
203 B E AFR		50		50	
207 UN SO AFR		60		60	
220 BERMUOA		100		100	
224 JAMAICA				500	
234 AUSTRALIA		1571		2070	
236 NEW ZEAL		100		100	
305 AUSTRIA				50	
306 BELGIUM		75		75	
318 DENMARK				340	
335 GERMANY W		960		1210	
354 NETHRLNDS		183		183	
376 SWITZRLNO		69		569	
389 IRELAND				100	
400 U STATES		25708		42547	
		50146		77735	
APPLIANCES BOOTS FOR CRIPPLES					9052
400 U STATES		702		1006	
		702		1006	
ARTIFICIAL LIMBS AND PARTS					9053
100 U KINGDOM		188		188	
400 U STATES		8975		18864	
		9163		19052	
BEAD ORNAMENTS					9055
231 HONG KONG		9086		9086	
347 JAPAN				483	
400 U STATES		766		1734	
		9852		11303	
BELTS N O P					9056
100 U KINGDOM		742		917	
215 INDIA		101		220	
231 HONG KONG		1212		1492	
327 FRANCE		612		612	
335 GERMANY W				360	
344 ITALY		648		648	
347 JAPAN		202		202	
372 SPAIN		80		80	
376 SWITZRLND		169		169	
400 U STATES		25261		53383	
		29027		58083	
BLINDS NOT TEXTILE OR PAPER					9057
347 JAPAN		24137		31827	
400 U STATES		5377		5932	
		29514		37759	
BOOT SHOE SHIRT STAY LACES					9058
100 U KINGDOM		128		620	

IMPORTS INTO CANADA FOR CONSUMPTION

Articles and Countries from which Imported	MONTH OF FEBRUARY 1956		TWO MONTHS ENDED FEBRUARY 1956		Class Number
	Quantities	Values (\$)	Quantities	Values (\$)	
347 JAPAN		111		348	
400 U STATES		1028		3328	
BOOTS SHOES AND SLIPPERS FELT	PAIR	1267		4296	9059
100 U KINGDOM			214	243	
400 U STATES			972	645	
BOOTS SHOES AND SLIPPERS N O P	PAIR		1186	888	9060
100 U KINGDOM	10875	4616	12386	6202	
215 INDIA			123	420	
231 HONG KONG	2649	849	5115	1973	
335 GERMANY W			194	351	
338 HAITI	1152	2903	1152	2903	
344 ITALY	153	257	153	257	
347 JAPAN	9803	3539	15755	5244	
354 NETHRLNDS	699	807	831	936	
392 SYRIA			1050	564	
400 U STATES	22285	28782	47471	56685	
	47616	41753	84230	75535	
BROOMS AND WHISKS					9061
327 FRANCE		101		101	
340 HUNGARY		1613		2966	
344 ITALY		163		1112	
400 U STATES		5151		7405	
		7028		11584	
BUTTONS SHOE PAPIER MACHE					9062
400 U STATES		1198		1198	
		1198		1198	
BUTTONS SHOE N O P					9063
344 ITALY				179	
400 U STATES		2546		4499	
		2546		4678	
BUTTONS VEGETABLE IVORY	GROSS				9064
400 U STATES			23	118	
			23	118	
BUTTONS COLLAR AND CUFF	GROSS				9065
100 U KINGDOM	54	1159	58	1252	
305 AUSTRIA			20	1417	
335 GERMANY W	19	1381	28	1716	
400 U STATES	873	37101	1693	75428	
	946	39641	1799	79813	
BUTTONS N O P	GROSS				9066
100 U KINGDOM	658	2719	1152	4269	
305 AUSTRIA			35	1353	
317 CZECHO S	150	395	5461	2308	
318 DENMARK	8	127	85	1239	
335 GERMANY W	4200	5424	11393	13292	
344 ITALY	3033	1522	4315	2546	
347 JAPAN	27613	19151	53121	28155	
354 NETHRLNDS	5008	914	5667	3872	
400 U STATES	87362	67686	186242	140123	
	128032	97938	267471	197157	
CASES BOXES DESKS FANCY					9067
100 U KINGDOM		21070		30544	
215 INDIA		75		1000	
231 HONG KONG				168	
234 AUSTRALIA		210		210	
305 AUSTRIA		1352		1471	
306 BELGIUM		329		1087	
313 CHINA				121	
317 CZECHO S				88	
322 EGYPT		219		219	
327 FRANCE		1087		4702	
335 GERMANY W		11229		18043	
344 ITALY		249		2079	
347 JAPAN		2001		5951	
354 NETHRLNDS		10531		11204	
375 SWEODEN		1295		1295	
376 SWITZRLND		2496		3784	
400 U STATES		116283		213042	
		168426		295008	
CHARITABLE DONATIONS					9068
400 U STATES		1412		5406	
		1412		5406	
COMBS TOILET DRESSING FANCY					9069
100 U KINGDOM		3107		5842	
305 AUSTRIA		1046		1046	
327 FRANCE		277		277	
335 GERMANY W		139		2461	
376 SWITZRLND				1084	
400 U STATES		1576		4323	
		6145		15033	
APPLIANCES FOR THE DEAF PARTS					9070
100 U KINGDOM		1417		2186	
318 DENMARK		629		1368	
335 GERMANY W				612	
354 NETHRLNDS		320		320	
400 U STATES		192941		333500	
		195307		337986	
FANS					9071
231 HONG KONG		103		175	
347 JAPAN		253		1071	
400 U STATES		257		407	
		613		1653	
INSOLES OF ALL KINDS					9072
100 U KINGDOM		897		1582	

IMPORTS INTO CANADA FOR CONSUMPTION

137

Articles and Countries from which Imported	MONTH OF FEBRUARY 1956		TWO MONTHS ENDED FEBRUARY 1956		Class Number
	Quantities	Values (\$)	Quantities	Values (\$)	
335 GERMANY W		64		499	
400 U STATES		5269		5361	
JEWELLERY N O P		6230		7442	9073
100 U KINGDOM		14251		21788	
215 INDIA		3829		4100	
231 HONG KONG		500		752	
305 AUSTRIA		3888		7250	
306 BELGIUM		282		542	
313 CHINA				210	
317 CZECHO S		13309		18672	
322 EGYPT		54		54	
327 FRANCE		1852		4476	
328 FR AFRICA		132		132	
335 GERMANY W		101930		241512	
344 ITALY		3472		7235	
347 JAPAN		26448		74941	
352 MEXICO		914		1164	
354 NETHRLNDS		111		278	
359 NORWAY		68		185	
360 ISRAEL				208	
371 THAILAND		1155		3971	
372 SPAIN				1499	
376 SWITZRLND		1255		1462	
383 HAWAII				250	
391 LEBANON		55		55	
400 U STATES		329199		588422	
MATS DOOR OR CARRIAGE N O P		502704		979158	9074
400 U STATES		60		130	
MATTRESSES		60		130	9075
100 U KINGDOM		14156		24142	
400 U STATES		6880		17718	
PICTURE AND PHOTOGRAPH FRAMES		21036		41860	9076
100 U KINGDOM		856		2091	
318 DENMARK		120		721	
327 FRANCE		75		75	
335 GERMANY W		238		1173	
344 ITALY		880		4322	
347 JAPAN		1272		3668	
352 MEXICO				164	
354 NETHRLNDS				104	
400 U STATES		19891		37769	
POCKET BOOKS PORTFOLIOS PURSES		23332		50087	9077
100 U KINGDOM		25437		42211	
215 INDIA		548		548	
224 JAMAICA				52	
231 HONG KONG		106		390	
305 AUSTRIA		213		288	
306 BELGIUM		2017		5777	
316 CUBA				390	
327 FRANCE		5407		7709	
335 GERMANY W		7424		17937	
338 HAITI		54		54	
344 ITALY		2484		5092	
347 JAPAN		6899		12890	
352 MEXICO		2100		4559	
354 NETHRLNDS		304		5979	
372 SPAIN				94	
375 SWEDEN		247		247	
376 SWITZRLND		109		196	
390 GERMANY E		59		177	
392 SYRIA				69	
400 U STATES		237042		407333	
REFRIGERATORS ELECTRIC N O P	NO	290450		511992	9078
100 U KINGDOM	192	15610	249	19984	
400 U STATES	10798	1897501	15923	2777559	
REFRIGERATORS N O P	NO	10990	16172	2797543	9079
400 U STATES	77	5226	211	11900	
REGALIA AND BADGES		77	211	11900	9080
100 U KINGDOM		2470		9216	
215 INDIA		221		821	
231 HONG KONG		1426		1426	
335 GERMANY W		753		2161	
347 JAPAN		159		389	
372 SPAIN		255		255	
376 SWITZRLND				119	
400 U STATES		2309		6872	
SHADES LAMP N O P SHADE HOLDERS		7593		21259	9081
318 DENMARK		244		907	
400 U STATES		13468		20076	
SPECTACLE FRAMES AND PARTS N O P		13712		20983	9082
100 U KINGDOM		1547		2942	
305 AUSTRIA		368		2089	
327 FRANCE		7570		9283	
335 GERMANY W		19877		25113	
344 ITALY				176	
347 JAPAN		1443		1443	

IMPORTS INTO CANADA FOR CONSUMPTION

Articles and Countries from which Imported	MONTH OF FEBRUARY 1956		TWO MONTHS ENDED FEBRUARY 1956		Class Number
	Quantities	Values (\$)	Quantities	Values (\$)	
400 U STATES		244884		427929	
PARTS FOR SPECTACLE FRAMES		275689		468975	9083
400 U STATES		20151		49986	
TOBACCO PIPES SMOKERS SETS		20151		49986	9084
100 U KINGDOM		6365		13337	
231 HONG KONG				52	
327 FRANCE		6490		15801	
335 GERMANY W				111	
344 ITALY		4660		8443	
347 JAPAN		348		348	
400 U STATES		2904		4245	
		20767		42337	
TOBACCO POUCHES CIGARETTE CASE					9085
100 U KINGDOM		701		3630	
317 CZECHO S		144		288	
318 DENMARK				62	
344 ITALY		215		215	
347 JAPAN		58		58	
400 U STATES		778		778	
		1896		5031	
TOILET AND MANICURE SETS					9086
100 U KINGDOM		81		320	
335 GERMANY W		1476		2331	
400 U STATES		324		832	
		1881		3483	
TRUNKS AND VALISES					9087
100 U KINGDOM		33439		42997	
231 HONG KONG		98		98	
317 CZECHO S				512	
335 GERMANY W		545		1461	
347 JAPAN		462		462	
375 SWEDEN		2103		4433	
400 U STATES		104263		162660	
		140910		212623	
UMBRELLAS PARASOLS SUNSHADES					9088
100 U KINGDOM				666	
231 HONG KONG		986		1285	
344 ITALY		129		129	
347 JAPAN		14518		19856	
376 SWITZRLND		138		138	
400 U STATES		9928		10423	
		25699		32497	
WINDOW SHADE OR BLIND ROLLERS					9090
375 SWEDEN		1402		2438	
400 U STATES		3573		6997	
		4975		9435	
REFRIGERATOR PARTS					9091
100 U KINGDOM		93764		197969	
318 DENMARK		1779		1779	
400 U STATES		1844418		3418566	
		1939961		3618314	
HOME OR FARM FREEZERS ELECTRIC	NO				9092
400 U STATES	5332	993348	8461	1602352	
	5332	993348	8461	1602352	
MINERAL MEDICINAL AERATD WATER					9103
400 U STATES		2999		3831	
		2999		3831	
ACCORDIONS CONCRTNAS MELODEONS	NO				9110
100 U KINGDOM	6	126	7	367	
318 DENMARK	1	80	1	80	
335 GERMANY W	518	15774	1121	32027	
344 ITALY	919	43805	1524	76742	
359 NORWAY	1	160	1	160	
376 SWITZRLND	92	1642	198	2587	
390 GERMANY E	154	1415	457	3559	
400 U STATES	114	8498	164	11720	
	1805	71500	3473	127242	
BRASS BAND INSTRUMENTS					9111
100 U KINGDOM		10365		33272	
216 PAKISTAN				79	
306 BELGIUM				207	
317 CZECHO S		3208		11077	
327 FRANCE		4814		13635	
335 GERMANY W		823		2394	
344 ITALY		1300		3928	
354 NETHRLNDS				1210	
390 GERMANY E				97	
400 U STATES		27946		46475	
		48456		112374	
HARPS	NO				9113
354 NETHRLNDS			2	328	
400 U STATES	1	1000	5	1546	
	1	1000	7	1874	
CABINET ORGANS	NO				9114
335 GERMANY W	1	163	1	163	
400 U STATES	5	867	17	2320	
	6	1030	18	2483	
PIPE ORGANS	NO				9115
ORGAN PARTS N D P					9116
100 U KINGDOM		1469		7501	
335 GERMANY W		173		173	
400 U STATES		7524		19007	
		9166		26681	

IMPORTS INTO CANADA FOR CONSUMPTION

139

Articles and Countries from which Imported	MONTH OF FEBRUARY 1956		TWO MONTHS ENDED FEBRUARY 1956		Class Number
	Quantities	Values (\$)	Quantities	Values (\$)	
PIANOS					
	N O				
100 U KINGDOM	17	5293	46	14601	9117
335 GERMANY W	1	254	1	254	
400 U STATES	64	26120	131	47364	
		82	178	62219	
PIANO PARTS N O P					
100 U KINGDOM		1715		8798	9118
400 U STATES		7061		15085	
		8776		23883	
PIANO AND ORGAN PARTS FOR MFR					
100 U KINGDOM		1916		4413	9119
335 GERMANY W		395		395	
400 U STATES		6505		10988	
		8816		15796	
PHONOGRAPHS GRAMOPHONES NOP					
100 U KINGDOM		2081		11253	9120
231 HONG KONG		276		276	
335 GERMANY W		2590		11558	
347 JAPAN		96		170	
354 NETHRLNDS		2429		11683	
400 U STATES		60443		103053	
		67915		137993	
PHONOGRAPH RECORDS					
	N O				
100 U KINGDOM	26619	24562	56449	58537	9121
231 HONG KONG	1220	544	1695	834	
234 AUSTRALIA	94	240	124	466	
317 CZECHO S			626	178	
326 FINLAND			1005	673	
327 FRANCE	4577	5931	13386	14388	
335 GERMANY W	8078	5129	9736	6836	
340 HUNGARY			813	328	
344 ITALY	91	47	1191	397	
347 JAPAN			150	126	
354 NETHRLNDS	287	195	1287	1240	
359 NORWAY	150	119	150	119	
376 SWITZRLND	5163	2718	5163	2718	
380 USSR			658	322	
388 YUGO SLAV	560	311	560	311	
400 U STATES	384258	113746	604788	207983	
	431097	153542	697781	295456	
OTHER MUSICAL INSTRUMENTS					
100 U KINGDOM		3510		4285	9122
231 HONG KONG				60	
317 CZECHO S				262	
327 FRANCE		2117		6009	
335 GERMANY W		2733		17658	
344 ITALY		60		1337	
347 JAPAN		491		3555	
352 MEXICO		803		803	
354 NETHRLNDS		128		128	
376 SWITZRLND		1630		2296	
390 GERMANY E		1830		4963	
400 U STATES		93877		247367	
		107179		288723	
MUSICAL INSTRUMENT STRINGS					
100 U KINGDOM				452	9123
305 AUSTRIA				307	
335 GERMANY W		903		1303	
400 U STATES		9313		12351	
		10216		14413	
PHONOGRAPHS COIN OPERATED					
	N O				
400 U STATES	62	32222	193	111627	9124
	62	32222	193	111627	
PHOTOFLASH LAMPS					
	N O				
354 NETHRLNDS	10000	483	156500	3101	9127
400 U STATES	272160	12650	671651	34229	
	282160	13133	828151	37330	
PHOTOGRAPHIC ACCESSORIES PARTS					
305 AUSTRIA		436		436	9128
327 FRANCE				2000	
335 GERMANY W		25281		63855	
344 ITALY		1129		1129	
347 JAPAN		12732		23142	
375 SWEDEN		189		189	
376 SWITZRLND		245		2700	
400 U STATES		271404		547265	
		311416		640716	
THERMOMETERS					
100 U KINGDOM		6954		12692	9129
318 DENMARK		121		121	
327 FRANCE				388	
335 GERMANY W		2811		4014	
347 JAPAN				3686	
376 SWITZRLND				98	
400 U STATES		88968		158188	
		98854		179187	
APPARATUS X RAY					
100 U KINGDOM		1554		8757	9130
318 DENMARK				3902	
335 GERMANY W		1380		10956	
344 ITALY		1568		3373	
354 NETHRLNDS		9814		11417	
375 SWEDEN		5783		5845	
400 U STATES		216974		412516	
		237073		456766	

IMPORTS INTO CANADA FOR CONSUMPTION

Articles and Countries from which Imported	MONTH OF FEBRUARY 1956		TWO MONTHS ENDED FEBRUARY 1956		Class Number
	Quantities	Values (\$)	Quantities	Values (\$)	
ARTIFICIAL LARYNX					9131
BOTANICAL SPECIMENS					9132
100 U KINGDOM		510		614	
400 U STATES		3084		4049	
		3594		4663	
OLD COINS STAMPS TROPHIES					9133
100 U KINGDOM		1591		1835	
231 HONG KONG		4634		4634	
234 AUSTRALIA		190		190	
318 DENMARK				53	
389 IRELAND		104		244	
400 U STATES		9714		21518	
		16233		28474	
CAMERAS AND CAMERA PARTS N O P					9134
100 U KINGDOM		5178		8932	
231 HONG KONG				100	
305 AUSTRIA		7899		7959	
317 CZECHOS				2079	
326 FINLAND		5000		5000	
327 FRANCE		1663		3478	
335 GERMANY W		108464		209114	
344 ITALY		4789		4789	
347 JAPAN		21134		39187	
354 NETHRLNDS		83		83	
357 NETH AMT				160	
375 SWEDEN		801		801	
376 SWITZRLND		4980		8093	
389 IRELAND				149	
390 GERMANY E		6923		16900	
400 U STATES		234996		443459	
		401910		750283	
CAMERA PARTS UNFINISHED					9135
400 U STATES		17244		38294	
		17244		38294	
CAMERA LENSES AND SHUTTERS					9136
335 GERMANY W		2330		8625	
400 U STATES		21070		41918	
		23400		50543	
COLLECTIONS OF ANTIQUITIES					9137
100 U KINGDOM		24593		54421	
231 HONG KONG				208	
305 AUSTRIA				72	
313 CHINA		231		431	
322 EGYPT		167		167	
327 FRANCE				200	
344 ITALY				583	
376 SWITZRLND				116	
400 U STATES		16028		85660	
		41019		141858	
CYCLOMETERS AND SPEEDOMETERS					9138
100 U KINGDOM		2887		5264	
335 GERMANY W		698		1550	
354 NETHRLNDS		270		270	
376 SWITZRLND				2688	
400 U STATES		8115		19277	
		11970		29049	
GLOBES GEOGRAPHICAL					9139
100 U KINGDOM				1120	
335 GERMANY W		150		490	
347 JAPAN		398		398	
400 U STATES		7674		15423	
		8222		17431	
MODELS OF INVENTIONS					9140
100 U KINGDOM				140	
400 U STATES		27195		36017	
		27195		36157	
APPARATUS FOR INSTITUTIONS					9141
100 U KINGDOM		20095		232344	
305 AUSTRIA		1063		1063	
306 BELGIUM		100		100	
327 FRANCE		252		9742	
335 GERMANY W		8831		13295	
347 JAPAN				851	
354 NETHRLNDS		4171		4390	
375 SWEDEN		284		432	
376 SWITZRLND		113		1631	
400 U STATES		716921		1276191	
		751830		1540039	
OPERATING ROOM EQUIPMENT					9142
100 U KINGDOM		905		4078	
335 GERMANY W		929		1826	
347 JAPAN		665		2843	
376 SWITZRLND		507		1971	
400 U STATES		281834		687642	
		284840		698360	
DENTAL INSTRUMENTS					9143
100 U KINGDOM		24453		29378	
305 AUSTRIA		2500		4755	
335 GERMANY W		11717		41653	
344 ITALY		379		379	
347 JAPAN		1035		3280	
375 SWEDEN				77	
376 SWITZRLND		2160		2308	

IMPORTS INTO CANADA FOR CONSUMPTION

141

Articles and Countries from which Imported	MONTH OF FEBRUARY 1956		TWO MONTHS ENDED FEBRUARY 1956		Class Number
	Quantities	Values (\$)	Quantities	Values (\$)	
400 U STATES		117338		202816	
SURGICAL TRUSSES AND SUPPORTS		159582		284646	
400 U STATES		159		159	9144
ARTICLES FOR THE BLIND		159		159	
376 SWITZRLND				840	9145
400 U STATES		941		1721	
OPTICAL AND PHILOSOPHICAL INST		941		2561	
100 U KINGDOM		26051		48595	9146
306 BELGIUM				1789	
327 FRANCE		1646		2751	
335 GERMANY W		12959		22226	
344 ITALY		154		154	
347 JAPAN		22424		79217	
354 NETHRLNDS		111		111	
375 SWEDEN		525		1514	
376 SWITZRLND		904		2386	
390 GERMANY E				240	
400 U STATES		243219		504956	
EDUCATIONAL FILMS		307993		663939	
100 U KINGDOM		3249		4098	9148
306 BELGIUM		236		236	
327 FRANCE		1523		1523	
400 U STATES		104281		162398	
CINEMATOGRAPH CAMERAS		109289		168255	
400 U STATES		9334		17019	9149
SURGICAL INSTRUMENTS		9334		17019	
100 U KINGDOM		25588		52312	9150
318 DENMARK				107	
327 FRANCE		4021		4297	
335 GERMANY W		21844		46943	
344 ITALY				114	
347 JAPAN		2639		12364	
352 MEXICO				4022	
354 NETHRLNDS		201		758	
375 SWEDEN		1656		2363	
376 SWITZRLND				515	
400 U STATES		419374		769156	
RACING SHELLS OR OARS	NO	475323		892951	9151
BOATS OPEN PLEASURE	NO				9152
100 U KINGDOM	5	1108	11	1561	
236 NEW ZEAL	1	100	1	100	
318 DENMARK			1	2100	
327 FRANCE			1	170	
335 GERMANY W			1	227	
400 U STATES	25	5971	68	17044	
LAUNCHES PLEASURE MOTIVE POWER	31	7179	83	21202	
100 U KINGDDM	NO		1	2382	9153
400 U STATES	7	14587	21	38034	
MATERIALS EXWHOUSE FOR VESSELS	7	14587	22	40416	
SHIPS AND VESSELS REPAIRS ON					9154
400 U STATES		909		1059	
SHIPS FOREIGN BUILT COASTAL	NO	909		1059	9155
VESSELS FOREIGN BUILT N O P					9156
100 U KINGDOM		4600		32361	9157
327 FRANCE		514		514	
400 U STATES		7141		16845	
BUGGIES CUTTERS VEHICLES N O P		12255		49720	
400 U STATES	NO				9162
CHILDRENS CARRIAGES AND PARTS	336	25446	715	52828	
100 U KINGDOM	336	25446	715	52828	
354 NETHRLNDS	NO				9163
400 U STATES	45	977	57	1246	
CHILDRENS SLEDS VEHICLES N O P	8	231	8	231	
100 U KINGDOM	171	1095	171	1296	
354 NETHRLNDS	224	2303	236	2773	
400 U STATES					9164
SLEIGHS N O P AND PARTS		143		512	
WAGONS AND SLEDS FARM AND PTS		50688		1051	9165
400 U STATES		50831		68708	
WAGONS FREIGHT DRAYS AND PARTS	NO			70271	
400 U STATES	NO				9166
WHEELBARROWS HAND TRUCKS CARTS	244	43758	365	64595	
100 U KINGDOM	244	43758	365	64595	
359 NORWAY	NO				9167
400 U STATES	8	2615	8	2615	
WHEELBARROWS HAND TRUCKS CARTS	NO				9168
100 U KINGDOM	86	4450	131	7437	
359 NORWAY			13	2282	
400 U STATES	7152	94863	12105	162299	
	7238	99313	12249	172018	

IMPORTS INTO CANADA FOR CONSUMPTION

Articles and Countries from which Imported	MONTH OF FEBRUARY 1956		TWO MONTHS ENDED FEBRUARY 1956		Class Number
	Quantities	Values (\$)	Quantities	Values (\$)	
TRUCKS AND CARS N O P 400 U STATES		7774		11541	9169
TRAILERS FOR MOTOR VEHICLES 100 U KINGDOM 400 U STATES	N O 453	7774 720865		11541 679 1188057	9170
AIRCRAFT NOT OVER 1500 LB WT 400 U STATES	N O 9	720865 35514	766 24	1188736 80888	9171
AIRCRAFT 1501 TO 3000 LB WT 400 U STATES	N O 17	35514 256609	24 24	80888 356579	9172
AIRCRAFT 3001 TO 7500 LB WT 400 U STATES	N O 2	256609 110000	24 4	356579 401490	9173
AIRCRAFT OVER 7500 LB WEIGHT 100 U KINGDOM 400 U STATES	N O 1	110000 682448	4 1	401490 682448	9174
AIRCRAFT PTS EXCLUDING ENG PTS 100 U KINGDOM 207 UN SO AFR 231 HONG KONG 327 FRANCE 335 GERMANY W 347 JAPAN 354 NETHRLNDS 375 SWEDEN 376 SWITZRLND 381 ALASKA 400 U STATES		263625 245 130 1009 440 15000 416 121 500 6550280		606083 700 245 9356 1645 2668 15000 416 121 500 13797038	9175
PAINTINGS UNDER 20 DOLLARS 100 U KINGDOM 305 AUSTRIA 313 CHINA 318 DENMARK 327 FRANCE 340 HUNGARY 344 ITALY 347 JAPAN 354 NETHRLNDS 372 SPAIN 400 U STATES	N O 30 6 12 6 100 43 15 212	207 66 52 103 429 203 179 1239	48 44 12 67 100 12 43 416	372 306 70 428 103 437 429 154 72 203 253 2827	9181
PAINTINGS 20 DOLLARS OR OVER 100 U KINGDOM 224 JAMAICA 231 HONG KONG 304 ARGENTINA 305 AUSTRIA 318 DENMARK 327 FRANCE 335 GERMANY W 338 HAITI 340 HUNGARY 344 ITALY 352 MEXICO 354 NETHRLNDS 400 U STATES		10898 817 1406 7284 514 1426 2180 3273 193658 221456		20999 120 123 65 2007 2536 12227 514 420 150 2100 2180 4571 315783 363795	9182
STATUES AND STATUETTES N O P 100 U KINGDOM 203 B E AFR 215 INDIA 217 CEYLON 231 HONG KONG 305 AUSTRIA 313 CHINA 327 FRANCE 335 GERMANY W 344 ITALY 347 JAPAN 390 GERMANY E 400 U STATES		3273 1586 68 164 667 4891 8473 19122		5961 238 1586 475 477 53 1429 68 2455 835 7633 865 13098 35173	9183
PORCELAIN STATUES STATUETTES 100 U KINGDOM 231 HONG KONG 317 CZECHO S 318 DENMARK 327 FRANCE 335 GERMANY W 344 ITALY 347 JAPAN 400 U STATES		39834 331 52 12049 153 29065 7302 88786		70256 331 52 284 177 18598 153 68556 8608 167015	9184
SCULPTURES CANADIAN MODELS 344 ITALY 400 U STATES		184 184		220 184 404	9185
MATERIAL FOR HARD METAL COMPOS 100 U KINGDOM 400 U STATES		101686 101686		5570 145506 151076	9187

IMPORTS INTO CANADA FOR CONSUMPTION

143

Articles and Countries from which Imported	MONTH OF FEBRUARY 1956		TWO MONTHS ENDED FEBRUARY 1956		Class Number
	Quantities	Values (\$)	Quantities	Values (\$)	
MATERIAL FOR FISHING EQUIPMENT 335 GERMANY W				2618	9189
				2618	
MATERIALS FOR CYANIDE MFR 400 U STATES		1089		2039	9190
		1089		2039	
ARTICLES FOR FERTILIZER MFR 327 FRANCE 400 U STATES		21094 266446		21094 384013	9191
		287540		405107	
ARTICLES FOR GOVERNOR GENERAL					9192
ARTICLES FOR CONSULS					9193
100 U KINGDOM		14835		23206	
207 UN SO AFR				2637	
234 AUSTRALIA		160		232	
304 ARGENTINA				276	
305 AUSTRIA		200		200	
306 BELGIUM		180		180	
312 CHILE				200	
316 CUBA				125	
317 CZECHO S		250		350	
318 DENMARK		295		745	
327 FRANCE		4301		5085	
335 GERMANY W		7334		8974	
338 HAITI				121	
344 ITALY				392	
347 JAPAN				370	
354 NETHRLNOS		2316		2826	
359 NORWAY				58	
363 PERU		4000		4000	
365 POLAND		74		1169	
366 PORTUGAL		75		159	
372 SPAIN		162		362	
375 SWEDEN		86		161	
376 SWITZRLND		3125		3337	
387 VENEZUELA		3020		3120	
400 U STATES		45806		89035	
		86219		147320	
CANADIAN GOODS RETURNED					9195
100 U KINGDOM		9930		33122	
207 UN SO AFR				150	
215 INDIA		24150		24150	
216 PAKISTAN				998	
218 MALAYA				1500	
220 BERMUDA		277		695	
221 B GUIANA		63		410	
224 JAMAICA		2060		2210	
225 TRINIDAD		948		948	
234 AUSTRALIA		1468		1861	
236 NEW ZEAL		527		6555	
305 AUSTRIA				1002	
306 BELGIUM		3724		3724	
309 BRAZIL				100	
316 CUBA		825		1047	
318 DENMARK				104	
327 FRANCE		8107		8478	
334 ST PIERRE				308	
335 GERMANY W		5431		5681	
336 GREECE		1926		1926	
338 HAITI				89	
339 HONDURAS				495	
341 ICELAND		100		100	
344 ITALY		72		72	
354 NETHRLNOS				2688	
359 NORWAY		100		100	
371 THAILAND		9000		9000	
376 SWITZRLND		290		579	
381 ALASKA		3682		4080	
383 HAWAII		715		715	
400 U STATES		834522		1639697	
		907917		1752584	
ARMS ETC BRITISH OR NATO CTYS					9196
100 U KINGDOM		291170		346355	
306 BELGIUM		5075		5375	
316 CUBA				95	
318 DENMARK		1958		1958	
321 ECUADOR		200		200	
327 FRANCE		6650		9706	
335 GERMANY W		66850		71753	
344 ITALY				576	
359 NORWAY				7000	
371 THAILAND		4950		10891	
375 SWEDEN				1853	
376 SWITZRLNO		880		8041	
381 ALASKA		207		5575	
400 U STATES		1778139		3120722	
		2156079		3640300	
EXWAREHOUSED SHIPS STORES NOP					9197
100 U KINGDOM		856		4430	
221 B GUIANA				74	
223 BARBADOS		79		79	
327 FRANCE		363		1098	
354 NETHRLNDS		52		52	
400 U STATES		5869		13909	
		7219		19642	

IMPORTS INTO CANADA FOR CONSUMPTION

Articles and Countries from which Imported	MONTH OF FEBRUARY 1956		TWO MONTHS ENDED FEBRUARY 1956		Class Number
	Quantities	Values (\$)	Quantities	Values (\$)	
ARTICLES EXWHOUSE FOR EXCISE					9198
BATTERY JARS GLASS OR RUBBER					9199
100 U KINGDOM				8414	
335 GERMANY W		76		846	
376 SWITZRLND				442	
400 U STATES		84641		236437	
		84717		246139	
CASUAL DONATIONS					9201
100 U KINGDOM		8		58	
224 JAMAICA		100		100	
335 GERMANY W		31		131	
354 NETHRLNOS		17		17	
400 U STATES		19986		71523	
		20142		71829	
CORSET CLASPS STEELS WIRES					9202
100 U KINGDOM		393		2150	
400 U STATES		1049		2056	
		1442		4206	
FEATHERS FLOWERS ART FOR HATS					9204
317 CZECHO S		519		2130	
327 FRANCE		2870		5030	
335 GERMANY W		5321		9516	
344 ITALY		424		797	
347 JAPAN		5051		19660	
376 SWITZRLNO				343	
390 GERMANY E		5090		9353	
400 U STATES		20927		39886	
		40202		86715	
LIFEBOATS LIFESAVING APPARATUS					9205
INTERNATIONAL BRIDGE MATERIAL					9206
MINERS RESCUE APPLIANCES					9207
100 U KINGDOM		2327		2801	
400 U STATES		148392		286042	
		150719		288843	
MATERIALS FOR TEXTILE PRINTING					9208
100 U KINGDOM		810		3962	
400 U STATES		17406		39233	
		18216		43195	
SALTS OF THORIUM OR CERIUM					9209
400 U STATES		6000		12000	
		6000		12000	
SPURS AND STILTS					9210
400 U STATES				4664	
				4664	
VACCINE AND PLASMA CONTAINERS					9212
400 U STATES		25774		41632	
		25774		41632	
GOODS FREE BY ORDER IN COUNCIL					9213
100 U KINGDOM		8196		16905	
327 FRANCE		230		4573	
335 GERMANY W				1400	
400 U STATES				5660	
		8426		28538	
ARTICLES FOR MFR TOBACCO PIPES					9214
400 U STATES		2062		2475	
		2062		2475	
SAFETY GLASS SHEET ADHESIVES					9215
400 U STATES		94527		229549	
		94527		229549	
TOURIST PURCHASES DUTY FREE					9228
100 U KINGDOM		32612		104281	
207 UN SO AFR		20		20	
215 INDIA		172		369	
218 MALAYA				20	
220 BERMUDA		7936		22495	
222 B HOND		113		1271	
223 BARBADOS		2765		3466	
224 JAMAICA		1155		2413	
225 TRINIDAD		775		1191	
227 BAHAMAS		2931		6370	
230 GIBRALTAR				680	
231 HONG KONG		249		392	
234 AUSTRALIA		332		982	
236 NEW ZEAL		39		69	
304 ARGENTINA				206	
305 AUSTRIA		114		381	
306 BELGIUM		430		585	
309 BRAZIL		711		814	
312 CHILE		50		50	
316 CUBA		369		797	
318 DENMARK		247		580	
319 GREENLAND		220		560	
322 EGYPT				39	
326 FINLAND		279		488	
327 FRANCE		6564		12703	
334 ST PIERRE				277	
335 GERMANY W		6208		11405	
336 GREECE		291		391	
338 HAITI				670	
341 ICELAND		134		134	
344 ITALY		2172		4840	
347 JAPAN		460		1331	
352 MEXICO		10979		17750	

IMPORTS INTO CANADA FOR CONSUMPTION

145

Articles and Countries from which Imported	MONTH OF FEBRUARY 1956		TWO MONTHS ENDED FEBRUARY 1956		Class Number
	Quantities	Values (\$)	Quantities	Values (\$)	
354 NETHRLANDS		2785		4905	
357 NETH ANT				54	
359 NORWAY		82		319	
360 ISRAEL				60	
361 PANAMA		139		139	
363 PERU		189		273	
372 SPAIN		275		684	
375 SWEDEN		206		699	
376 SWITZRLND		941		1831	
379 TURKEY				13	
383 HAWAII		15455		19069	
387 VENEZUELA		51		150	
389 IRELAND		631		1289	
392 SYRIA				63	
400 U STATES		2446436		4953000	
		2545517		5180568	
CARTRIDGES SHOT GUN SHELLS					9237
305 AUSTRIA				254	
400 U STATES				126	
				380	
DEXTROSE SOLUTIONS THERAPEUTIC					9238
400 U STATES		26926		57406	
		26926		57406	
METALLIC CARTRIDGES AMMUNITION					9239
100 U KINGDOM				4722	
376 SWITZRLND				499	
400 U STATES		5480		7612	
		5480		12833	
BLACKBOARDS OF SLATE OR PAPER					9240
344 ITALY				862	
400 U STATES		28478		55948	
		28478		56810	
PRESENTATIONS FOR LIFE SAVING					9241
400 U STATES		492		492	
		492		492	
BIOLOGICAL PRODUCTS N O P					9242
100 U KINGDOM		170		3535	
376 SWITZRLND				76	
400 U STATES		211569		320880	
		211739		324491	
BASKETS OF ALL KINDS N O P					9243
100 U KINGDOM		68		230	
231 HONG KONG		1040		2731	
306 BELGIUM		1783		3460	
317 CZECHO S		975		2394	
318 DENMARK				188	
335 GERMANY W		133		596	
344 ITALY		159		372	
347 JAPAN		10423		22079	
365 POLAND		4691		7525	
367 AZORES				1461	
388 YUGO SLAV		335		468	
400 U STATES		11506		15477	
		31113		56981	
COMMUNION SETS CHURCH ARTICLES					9244
100 U KINGDOM		1863		4399	
231 HONG KONG		1494		2425	
305 AUSTRIA				724	
306 BELGIUM		529		529	
317 CZECHO S		2732		4758	
327 FRANCE		22810		37977	
335 GERMANY W		4073		9877	
344 ITALY		25751		49941	
347 JAPAN		19666		37001	
354 NETHRLNDS		174		174	
360 ISRAEL		1845		1967	
372 SPAIN		533		1274	
389 IRELAND				1194	
400 U STATES		46806		75158	
		128276		227398	
CARTRIDGE CASES GUN WADS CAPS					9246
100 U KINGDOM		3482		3482	
400 U STATES		4500		4653	
		7982		8135	
CARTRIDGES AMMUNITION N O P					9247
100 U KINGDOM		141069		776381	
335 GERMANY W		107		107	
400 U STATES		74096		87247	
		215272		863735	
DAMAGED GOODS N O P					9248
ELECTRICAL ENERGY					9249
400 U STATES	KWH	54249	15208707	81417	
		11251058	15208707	81417	
ICE					9251
400 U STATES		1557		1946	
		1557		1946	
INCUBATORS BROODERS AND PARTS					9252
100 U KINGDOM	NO		1	54	
400 U STATES		4390	8012	274602	
		4390	8013	274656	
IRON SAND PRESSURE BLASTING					9253
100 U KINGDOM		887		1607	
400 U STATES		61499		115174	
		62386		116781	

IMPORTS INTO CANADA FOR CONSUMPTION

146

Articles and Countries from which Imported	MONTH OF FEBRUARY 1956		TWO MONTHS ENDED FEBRUARY 1956		Class Number
	Quantities	Values (\$)	Quantities	Values (\$)	
BALL POINT PENS AND PARTS					9254
100 U KINGDOM				137	
335 GERMANY W		261		1581	
347 JAPAN		1470		2244	
400 U STATES		126102		214493	
		127833		218455	
ALABASTER SPAR AMBER ORNAMENTS					9255
100 U KINGDOM		5879		9423	
215 INDIA		67		67	
231 HONG KONG		77		184	
305 AUSTRIA		96		96	
318 DENMARK		277		277	
327 FRANCE		150		233	
335 GERMANY W		2117		4093	
344 ITALY		204		964	
347 JAPAN		22985		38493	
354 NETHRLNDS		101		101	
366 PORTUGAL		417		417	
376 SWITZRLND		185		185	
390 GERMANY E		255		714	
400 U STATES		13908		26849	
		46718		82096	
MACHINE CARD CLOTHING					9256
100 U KINGDOM		8128		12699	
400 U STATES		18880		28226	
		27008		40925	
PENCILS LEAD NON PROPELLING	GROSS				9257
100 U KINGDOM	1019	2479	1124	3024	
317 CZECHO S			1517	2008	
327 FRANCE			50	130	
335 GERMANY W	237	1158	1555	4103	
347 JAPAN	215	824	1915	3159	
400 U STATES	765	3302	2978	10033	
	2236	7763	9139	22457	
PENCILS LEAD N O P					9258
100 U KINGDOM		96		1728	
335 GERMANY W		242		5593	
344 ITALY		119		119	
347 JAPAN				576	
376 SWITZRLND				252	
400 U STATES		12574		24723	
		13031		32991	
PENS FOUNTAIN EXCPT BALL POINT					9259
100 U KINGDOM		101		319	
335 GERMANY W		1663		2951	
344 ITALY				1044	
347 JAPAN		74		74	
400 U STATES		6346		9929	
		8184		14317	
PENS N O P PENHOLDERS RULERS					9260
100 U KINGDOM		2027		8032	
335 GERMANY W		56		526	
344 ITALY		529		529	
347 JAPAN				147	
400 U STATES		25584		32177	
		28196		41411	
PRECIOUS STONES NOT MOUNTED					9262
100 U KINGDOM		27884		32889	
217 CEYLON		330		330	
231 HONG KONG		446		446	
234 AUSTRALIA				463	
305 AUSTRIA		27537		41966	
309 BRAZIL		126		278	
314 COLOMBIA				429	
317 CZECHO S		4648		24428	
327 FRANCE		1855		4534	
335 GERMANY W		17899		33156	
344 ITALY		863		1757	
347 JAPAN		42058		57922	
352 MEXICO		5913		7673	
371 THAILAND				1926	
376 SWITZRLND		4033		4428	
400 U STATES		58809		104648	
		192401		317273	
PULLEYS BELT POWER TRANS NOP					9263
100 U KINGDOM		1620		5430	
335 GERMANY W				606	
354 NETHRLNDS		442		513	
400 U STATES		73667		150420	
		75729		156969	
SETTLERS EFFECTS					9264
100 U KINGDOM		151404		299841	
203 B E AFR				600	
207 UN SO AFR		4984		9069	
208 BSA OTHER		774		1474	
215 INDIA		200		6900	
216 PAKISTAN		401		495	
220 BERMUDA				1117	
221 B GUIANA				175	
224 JAMAICA		850		9740	
225 TRINIDAD				1390	
231 HONG KONG		4585		9870	
232 MALTA				3100	
234 AUSTRALIA		3260		5690	
236 NEW ZEAL		850		1655	
304 ARGENTINA				900	

IMPORTS INTO CANADA FOR CONSUMPTION

147

Articles and Countries from which Imported	MONTH OF FEBRUARY 1956		TWO MONTHS ENDED FEBRUARY 1956		Class Number
	Quantities	Values (\$)	Quantities	Values (\$)	
305 AUSTRIA		2515		5071	
306 BELGIUM		15422		22632	
308 BOLIVIA		650		650	
309 BRAZIL		1000		1920	
313 CHINA				1900	
314 COLOMBIA				1000	
316 CUBA		1000		1000	
317 CZECHOSLOVAKIA		915		915	
318 DENMARK		2387		7112	
320 DOM REP				300	
322 EGYPT				550	
326 FINLAND		50		3220	
327 FRANCE		17624		23636	
335 GERMANY W		56758		108426	
336 GREECE		1010		2085	
340 HUNGARY		100		1250	
343 IRAQ				350	
344 ITALY		5910		11240	
347 JAPAN		6400		6607	
353 MOROCCO		3000		3000	
354 NETHERLANDS		73871		142087	
355 INDONESIA				1200	
357 NETHERLANDS		7150		7150	
359 NORWAY		2080		2680	
360 ISRAEL		1500		2100	
365 POLAND				560	
366 PORTUGAL		1133		1133	
372 SPAIN		3000		3000	
374 SPAIN AFR		400		400	
375 SWEDEN		700		4250	
376 SWITZERLAND		17120		19398	
380 USSR				270	
381 ALASKA				828	
383 HAWAII		475		475	
387 VENEZUELA		1000		1421	
388 YUGOSLAVIA		500		500	
389 IRELAND		500		2275	
391 LEBANON		1100		1100	
392 SYRIA		75		75	
400 U STATES		1080238		2541799	
		1472891		3267581	
SHOW CASES AND METAL PARTS					9265
100 U KINGDOM		141		203	
335 GERMANY W		81		81	
400 U STATES		17170		47733	
		17392		48017	
SIGNS LETTERS OTHER THAN PAPER					9266
100 U KINGDOM		2201		3536	
335 GERMANY W		166		166	
354 NETHERLANDS				333	
375 SWEDEN		273		273	
376 SWITZERLAND				105	
400 U STATES		59391		110261	
		62031		114674	
MEASURING RULES AND TAPES					9267
100 U KINGDOM		6242		19463	
335 GERMANY W		9026		14738	
347 JAPAN		194		667	
354 NETHERLANDS				359	
376 SWITZERLAND				232	
400 U STATES		64344		114159	
		79806		149618	
WASTE AND JUNK NON P					9269
400 U STATES	CWT	17792	7246	33461	12942
		17792	7246	33461	12942
WAX VEGETABLE AND MINERAL NON P					9270
309 BRAZIL	LB	323845	201248	583268	367899
352 MEXICO		2010	959	14537	6919
400 U STATES		27109	17829	79528	32343
		352964	220036	677333	407161
WAX AND MANUFACTURES NON P					9271
100 U KINGDOM				1024	
335 GERMANY W				100	
344 ITALY		974		974	
400 U STATES		37294		73935	
		38268		76033	
WHIPS AND PARTS					9272
100 U KINGDOM				77	
400 U STATES		805		1119	
		805		1196	
WINDOW CORNICES CORNIC POLES					9273
354 NETHERLANDS		519		519	
		519		519	
UNENUMERATED ARTICLES					9274
SHIPMENTS UNDER 50 DOLLARS					9275
100 U KINGDOM		58457		110511	
203 B E AFR				50	
207 UN SO AFR		74		95	
211 NIGERIA				10	
215 INDIA		350		641	
220 BERMUDA		15		40	
221 B GUIANA				42	
223 BARBADOOS		10		41	
224 JAMAICA		89		95	
225 TRINIDAD				46	

IMPORTS INTO CANADA FOR CONSUMPTION

Articles and Countries from which Imported	MONTH OF FEBRUARY 1956		TWO MONTHS ENDED FEBRUARY 1956		Class Number
	Quantities	Values (\$)	Quantities	Values (\$)	
227 BAHAMAS				30	
231 HONG KONG		3214		8864	
234 AUSTRALIA		232		787	
236 NEW ZEAL		70		70	
304 ARGENTINA		7		42	
305 AUSTRIA		197		589	
306 BELGIUM		1369		2123	
309 BRAZIL		3		23	
312 CHILE		95		95	
313 CHINA		136		325	
315 C R)CA				48	
316 CUBA		93		404	
317 CZECHO S		15		180	
318 DENMARK		470		1085	
321 ECUADOR		329		677	
322 EGYPT		137		137	
326 FINLAND		12		64	
327 FRANCE		4402		11476	
329 INDOCHINA				149	
334 ST PIERRE				49	
335 GERMANY W		7416		16786	
336 GREECE		10		10	
337 GUATEMALA		141		141	
338 HAITI		6		6	
340 HUNGARY		58		214	
344 ITALY		1400		2513	
347 JAPAN		3937		7969	
352 MEXICO		83		247	
354 NETHRLNDS		3051		5638	
357 NETH ANT				18	
359 NORWAY		82		225	
360 ISRAEL				12	
363 PERU		85		85	
365 POLAND		55		56	
366 PORTUGAL		126		131	
367 AZORES		48		69	
371 THAILAND		64		78	
372 SPAIN		95		170	
375 SWEDEN		873		1373	
376 SWITZRLND		2039		3413	
379 TURKEY				10	
380 USSR		9		330	
381 ALASKA		228		1065	
383 HAWAII		12		40	
384 P RICO		80		134	
388 YUGO SLAV				45	
389 IRELAND		44		44	
390 GERMANY E				107	
391 LEBANON		95		95	
400 U STATES		3299703		6464464	
		3389516		6644276	

Value, Price and Volume Indexes of Imports for Consumption

The following table gives index numbers of the declared (statistical) value of imports for consumption by months, and of the unit value (price) and volume of these imports. The value index expresses the value of imports in a given month as a percentage of the monthly average in the base year. The price index is of the fixed-weight aggregative (Laspeyre) type, and combines unit values calculated from the monthly import statistics with specified wholesale or other price quotations. These latter quotations are used where inadequate quantity reporting or insufficiently homogeneous items in the trade statistics prevent the obtaining of sufficiently representative unit value series. The volume index is derived by dividing the value index by the corresponding price index, and is, therefore, of the currently-weighted (Paasche) type. These indexes are computed with 1948 as an interim reference base pending conversion to the Bureau's official post-war reference base (1949).

In computing the price index certain adjustments were made to the regular grouping of commodities used in the trade statistics, and all three indexes are presented on the basis of these adjusted groups. The chief adjustments are as follows: the two groups "agricultural and vegetable products" and "animals and animal products" have been combined into one group now titled "agricultural and animal products"; the sub-group "rubber and its products" (1680-1730) and the item "advertising matter" (4291) have been transferred to the "miscellaneous products" group; the item "arms, etc., British or N.A.T.O. countries" (9196) has been deducted from the "miscellaneous products" total and the grand total; three "ships" items (9155-57) have been transferred to the "iron and steel and their products" group; and a few other adjustments designed to improve group classification by component material have been made.

These indexes are currently computed from the original data for months, quarters and calendar years. Approximate indexes for other periods may be obtained by averaging the monthly values. Although such indexes will be less accurate than would result from a separate computation based on the original data, the margin of error is insufficient to necessitate a lengthy separate computation.

A complete record of these series by months for the post-war period is published in issues of Volume I of the annual report "Trade of Canada". Some additional commodity information appears in issues of the "Review of Foreign Trade". Details of the computation of the price indexes are given in D.B.S. Reference Paper, No. 8, 1950, titled "Export and Import Price Indexes by Months, July, 1945 - June, 1950 (1948 = 100)".

MONTHLY INDEX NUMBERS OF DECLARED VALUES, PRICES AND PHYSICAL VOLUME OF IMPORTS FOR CONSUMPTION, BY GROUPS

Interim base, 1948 = 100

Month	Total			Agricultural and Animal Products			Fibres and Textiles			Wood Products and Paper			
	1954	1955	1956	1954	1955	1956	1954	1955	1956	1954	1955	1956	
INDEX OF DECLARED VALUES													
1	January	127.2	139.0	183.2	107.1	127.4	132.2	84.2	104.1	126.0	196.4	212.2	278.9
2	February	132.8	139.3	183.5	110.2	124.5	137.6	89.5	100.3	126.0	214.4	238.4	313.1
3	March	160.3	168.6		130.5	134.4		108.4	121.5		248.7	263.4	
4	April	157.8	172.9		146.9	147.5		95.5	116.0		213.8	241.2	
5	May	163.4	195.7		155.4	161.7		93.0	112.5		214.2	275.6	
6	June	188.7	180.6		170.7	155.0		105.0	97.8		251.3	268.7	
7	July	154.3	167.6		136.4	127.2		86.0	93.6		206.4	241.1	
8	August	151.3	191.2		138.5	146.2		99.6	117.2		230.0	294.8	
9	September	145.4	187.6		137.5	143.3		85.6	107.4		228.9	290.9	
10	October	150.8	207.1		153.4	180.1		87.9	115.7		228.8	317.5	
11	November	168.6	201.0		182.3	177.2		103.9	118.4		245.1	302.1	
12	December	152.3	175.1		158.0	162.9		102.0	101.4		225.1	259.2	
AI	Annual Index	154.4	177.1		143.9	149.0		95.1	108.8		225.3	267.1	
INDEX OF PRICES													
1	January	109.5	109.0	113.3r	97.1	102.5	98.9r	101.8	98.3	93.0r	118.0	116.3	122.8
2	February	109.1	109.6	113.7	97.8	102.1	99.7	103.1	97.6	93.9	117.2	117.2	123.1
3	March	108.9	110.4		100.8	101.7		99.9	97.7		117.2	118.4	
4	April	110.0	110.6		105.4	100.8		99.0	96.3		118.1	119.0	
5	May	110.2	109.7		107.3	98.3		98.8	95.7		118.2	119.6	
6	June	110.6	109.8		110.2	99.7		100.2	97.1		117.8	118.9	
7	July	110.7	109.1		112.9	97.8		100.1	95.3		117.5	119.1	
8	August	110.3	109.6		113.0	98.6		100.1	95.7		117.4	119.2	
9	September	109.8	111.3		110.0	98.9		99.4	96.1		117.2	119.9	
10	October	109.4	112.1		107.8	99.1		98.4	94.0		117.2	120.3	
11	November	109.0	112.8		103.2	98.8		97.6	91.2		117.2	121.6	
12	December	109.0	113.6		102.9	99.5		98.8	93.2		116.9	122.8	
AI	Annual Index	109.5	110.5		104.4	99.8		99.8	95.5		117.5	119.4	
INDEX OF PHYSICAL VOLUME													
1	January	116.2	127.5	161.7r	110.3	124.3	133.7r	82.7	105.9	135.5r	166.4	182.5	227.1
2	February	121.7	127.1	161.4	112.7	121.9	138.0	86.8	102.8	134.2	182.9	203.4	254.3
3	March	147.2	152.7		129.5	132.2		108.5	124.4		212.2	222.5	
4	April	143.5	156.3		139.4	146.3		96.5	120.5		181.0	202.7	
5	May	148.3	178.4		144.8	164.5		94.1	117.6		181.2	230.4	
6	June	170.6	164.5		154.9	155.5		104.8	100.7		213.3	226.0	
7	July	139.4	153.6		120.8	130.1		85.9	98.2		175.7	202.4	
8	August	137.2	174.5		122.6	148.3		99.5	122.5		195.9	247.3	
9	September	132.4	168.6		125.0	144.9		86.1	111.8		195.3	242.6	
10	October	137.8	184.7		142.3	181.7		89.3	123.1		195.2	263.9	
11	November	154.7	178.2		176.6	179.4		106.5	129.8		209.1	248.4	
12	December	139.7	154.1		153.5	163.7		103.2	108.8		192.6	211.1	
AI	Annual Index	141.0	160.3		137.8	149.3		95.3	113.9		191.7	223.7	

r - revised

MONTHLY INDEX NUMBERS OF DECLARED VALUES, PRICES AND PHYSICAL VOLUME OF IMPORTS FOR CONSUMPTION, BY GROUPS

Interim base, 1948 = 100

Iron and Steel and their Products			Non-Ferrous Metals and their Products			Non-Metallic Minerals and their Products			Chemicals and Fertilizers			Miscellaneous Products			
1954	1955	1956	1954	1955	1956	1954	1955	1956	1954	1955	1956	1954	1955	1956	
INDEX OF DECLARED VALUES															
144.8	152.7	229.7	202.6	228.5	269.9	86.3	79.4	112.1	149.3	173.2	212.5	227.5	268.5	341.7	1
158.5	155.9	234.2	192.5	203.1	274.7	78.0	78.0	97.3	157.6	166.4	224.6	263.9	300.3	338.1	2
198.1	205.0		221.5	242.7		83.9	87.6		194.0	208.6		344.0	357.0		3
198.0	210.6		213.9	225.5		81.3	91.2		181.7	203.6		330.8	398.8		4
199.4	236.9		212.0	253.1		90.8	115.9		191.1	238.8		361.0	461.5		5
222.8	219.7		247.2	239.9		122.3	113.7		221.4	226.4		410.9	372.8		6
172.2	202.9		223.5	211.6		107.2	105.6		179.0	212.1		347.1	403.7		7
147.5	208.5		225.6	283.9		102.0	139.3		182.3	232.0		391.7	431.5		8
135.6	202.2		257.5	304.8		104.3	118.3		186.0	239.8		339.6	492.2		9
133.2	225.7		285.5	341.6		106.5	141.1		201.5	262.6		347.7	430.4		10
151.2	218.7		281.6	347.4		117.9	138.7		210.5	250.0		397.1	381.0		11
149.9	208.1		264.6	274.9		102.5	102.3		171.5	208.2		305.1	333.7		12
167.6	203.9		235.7	263.1		98.6	109.3		185.5	218.5		338.9	386.0		AI
INDEX OR PRICES															
120.6	120.4	131.8r	118.2	121.6	131.5	106.3	100.4	101.6	108.9	107.5	111.9r	102.7	111.8	128.6	1
119.7	121.9	132.8	117.5	122.3	132.2	105.1	100.3	101.3	108.2	108.4	112.1	101.8	114.7	126.5	2
120.2	123.3		118.1	123.1		102.8	101.2		110.1	109.4		102.5	117.6		3
121.3	123.6		119.8	124.4		103.3	102.2		109.5	109.7		102.4	119.2		4
121.3	123.6		120.5	124.4		102.8	100.6		109.0	110.1		103.4	116.9		5
120.9	123.7		120.9	125.2		102.2	99.3		108.5	109.7		104.3	115.3		6
120.2	123.8		120.4	124.3		101.8	99.7		108.1	109.1		104.9	115.5		7
119.7	124.1		120.1	124.3		101.0	99.3		106.6	109.4		105.5	118.0		8
119.9	126.5		119.8	125.2		100.4	100.1		107.1	109.2		107.5	126.2		9
120.0	128.7		120.4	126.6		100.3	101.0		107.7	111.0		107.1	130.3		10
120.2	130.4		120.4	130.1		101.6	101.7		108.5	111.8		107.5	132.1		11
120.2	131.5		120.5	131.0		100.5	102.2		108.4	111.9		110.5	131.2		12
120.4	125.2		120.4	124.8		102.1	100.6		108.1	109.9		105.3	119.7		AI
INDEX OF PHYSICAL VOLUME															
120.1	126.8	174.3r	171.4	187.9	205.2	81.2	79.1	110.3	137.1	161.1	189.0r	221.5	240.2	265.7	1
132.4	127.9	176.4	163.8	166.1	207.8	74.2	77.8	96.1	145.7	153.5	200.4	259.2	261.8	267.3	2
164.8	166.3		187.6	197.2		81.6	86.6		176.2	190.7		335.6	303.6		3
163.2	170.4		178.5	181.3		78.7	89.2		165.9	185.6		323.0	334.6		4
164.4	191.7		175.9	203.5		88.3	115.2		175.3	216.9		349.1	394.8		5
184.3	177.6		204.5	191.6		119.7	114.5		204.1	206.4		394.0	323.3		6
143.3	163.9		185.6	170.2		105.3	105.9		165.6	194.4		330.9	349.5		7
123.2	168.0		187.8	228.4		101.0	140.3		171.0	212.1		371.3	365.7		8
113.1	159.8		214.9	243.5		103.9	118.2		173.7	219.6		315.9	390.0		9
111.0	175.4		237.1	269.8		106.2	139.7		187.1	236.6		324.6	330.3		10
125.8	167.7		233.9	267.0		116.0	136.4		194.0	223.6		369.4	288.4		11
124.7	158.3		219.6	209.8		102.0	100.1		158.2	186.1		276.1	254.3		12
139.2	162.9		195.8	210.8		96.6	108.6		171.6	198.8		321.8	322.5		AI



IMPORTS INTO CANADA FOR CONSUMPTION

Changes affecting Previous Reports
 Cumulative totals adjusted in March Report

1956
 Import
 List No. 3

MONTH OF JANUARY, 1956


Class Number

8416 - Deduct from United States	212,202 lb.	\$38,973
8416 - Add to Italy	212,202 lb.	\$38,973

MONTH OF FEBRUARY, 1956

Class Number

2191 - Deduct from United States	31,249 lb.	\$ 6,562
2192 - Add to United States	31,249 lb.	\$ 6,562
6025 - Deduct from United States	3,500 cwt.	-
8416 - Deduct from United States	44,160 lb.	\$ 8,722
8416 - Add to Belgium	44,160 lb.	\$ 8,722



DOMINION BUREAU OF STATISTICS
International Trade Division
External Trade Section

TRADE OF CANADA

IMPORTS

MARCH, 1956

AND

THREE MONTHS ENDED MARCH, 1956

Published by Authority of
The Right Honourable C. D. Howe, Minister of Trade and Commerce

7502-505—36

Price \$5 a year
Single copies 50 cents

Vol. 13, No. 3

1940-1941

1940-1941

1940-1941

1940-1941

1940-1941

1940-1941

1940-1941

1940-1941

1940-1941

1940-1941

1940-1941

1940-1941

1940-1941

1940-1941

1940-1941

1940-1941

1940-1941

1940-1941

1940-1941

1940-1941

TABLE OF CONTENTS

	Page
EXPLANATORY NOTES	2
KEY TO ABBREVIATIONS OF COUNTRIES	3
 SUMMARY TABLES:	
Imports into Canada for Consumption, by Countries	4
Imports into Canada for Consumption, by Main Groups	6
 DETAILED TABLES:	
Imports for Consumption, by Articles and Countries:	
Agricultural and Vegetable Products (except Chemicals, Fibres and Wood):	Class Number
A – Mainly Food	1 to 390
B – Other than Food	1501 to 1846
Animals and Animal Products (except Chemicals and Fibres).....	2012 to 2348
Fibres, Textiles and Textile Products	3001 to 3576
Wood, Wood Products and Paper	4002 to 4311
Iron and Its Products	5001 to 5736
Non-Ferrous Metals and Their Products (except Gold).....	6001 to 6259
Non-Metallic Minerals and Their Products (except Chemicals).....	7001 to 7304
Chemicals and Allied Products	8001 to 8950
Miscellaneous Commodities	9000 to 9274

VALUE AND VOLUME at end of report

EXPLANATORY NOTES

1. **Source of Data.** Statistics of imports are based upon the declarations of importers (import entries) as subsequently checked by customs officials.
2. **Valuation.** The value of goods imported is the value as determined for customs duty purposes. In most cases this corresponds to the value shown on the invoice accompanying the goods, converted to Canadian dollars at authorized exchange rates (usually the commercial rate prevailing on the date at which the goods were actually despatched to Canada), and excluding such charges as freight, insurance, handling and taxes. In effect, therefore, import values are taken f.o.b. point of shipment in the country of export.
3. **Units of Quantity.** Weight, where shown, is the net weight of the goods, excluding the weight of such packing as is required for shipment, except in certain special cases otherwise defined in the Customs Tariff. The expression "ton" means 2,000 pounds, and "cwt." 100 pounds, avoirdupois. Where other units of quantity are used, Imperial standards apply.

In this report are items such as "engines, gas, n.o.p., and parts" which show a quantity in "number" as well as value. In these items the "number" refers only to the number of substantially complete articles imported, while the value includes also the value of any parts of the article imported. For such items the average value per unit cannot be ascertained.

4. **Coverage.** Statistics of imports include all goods which enter Canada and are cleared by customs officials for domestic sale or use. The series, therefore, includes goods which are cleared by customs immediately on entry into the country, and goods cleared out of customs warehouses; but excludes goods placed in customs warehouses on entering the country. The technical phrase "Imports entered for consumption" which is sometimes used to describe Canadian import statistics does not imply that all imports will actually be consumed in Canada, but only that they are free to be so consumed without further customs formalities.
5. **Exclusions.** Import statistics exclude gold, but include gold products where the value of the gold content is less than 80% of the value of the article. A small amount of gold scrap in the form of jewellers' sweepings is also included. Some goods for the use of United States forces stationed at treaty bases in Canada are excluded, as are ships of British construction and registry imported for use in Canada, ships purchased for use in foreign trade, bunker supplies and ships' stores purchased by Canadian vessels abroad, temporary imports for exhibition or competition, and Canadian-owned military equipment returned to Canada.
6. **Countries Credited.** Imports are usually credited to the country from which the goods were consigned to Canada. The country of consignment is the country from which goods have come to Canada without interruption of transit except in the course of transfer from one means of conveyance to another.

An exception to this rule is made in the case of imports of goods originating in Central or South America (including the Antilles and Bermuda) which are consigned to Canada from the United States. This class of imports is credited to the country in which the goods originated.

7. **Time Periods.** Import statistics for any month include all goods declared on import entries received at the Bureau of Statistics during the calendar month in question.
8. **Abbreviations.** Many descriptions of countries and articles used in this report are abbreviated or incomplete because of mechanical limitations. A key to abbreviations of countries appears in this report, and full descriptions of all articles appear in Volume III of the annual report "Trade of Canada". The letters "N.O.P." mean "not otherwise provided for".
9. **Revisions.** All statistics in this report are subject to revision. Revisions to previous reports are published on the coloured pages at the beginning of each monthly report.

KEY TO ABBREVIATIONS OF COUNTRIES

Note:— The classification of Countries with a statement of the territorial limits used for statistical purposes will be found in Volume I of the Annual Report of the Trade of Canada.

Aden	Aden	Ireland	Ireland
Afghan	Afghanistan	Israel	Israel
Alaska	Alaska	Ital Afr.....	Italian Africa
Albania	Albania	Italy	Italy
Virgin Is	American Virgin Islands	Jamaica	Jamaica
A E Sudan	Anglo-Egyptian Sudan	Japan	Japan
Arabia	Arabia	Jordan	Jordan
Argentina	Argentina	Korea	Korea
Australia	Australia	Latvia	Latvia
Austria.....	Austria	Lebanon.....	Lebanon
Azores	Azores and Madeira	Leew Wind.....	Leeward and Windward Islands
Bahamas	Bahamas	Liberia	Liberia
Barbados	Barbados	Libya	Libya
Bel Congo	Belgian Congo	Lithuania	Lithuania
Belgium	Belgium and Luxembourg	Madagascar	Madagascar
Bermuda.....	Bermuda	Malaya	Malaya and Singapore
Bolivia.....	Bolivia	Malta	Malta
Brazil.....	Brazil	Mauritius	Mauritius and Seychelles
B E Afr	British East Africa	Mexico	Mexico
B Guiana	British Guiana	Morocco	Morocco
B Hond.....	British Honduras	Nethrlnds	Netherlands
Bulgaria.....	Bulgaria	Neth Ant	Netherlands Antilles
Burma.....	Burma	New Zeal.....	New Zealand
Canary Is	Canary Islands	Nicaragua	Nicaragua
Ceylon	Ceylon	Nigeria.....	Nigeria
Chile	Chile	Norway.....	Norway
China	China, except Taiwan	B E I Other	Other British East Indies
Colombia	Colombia	B Oceania	Other British Oceania
C Rica	Costa Rica	B S A Other.....	Other British South Africa
Cuba.....	Cuba	B W A Other	Other British West Africa
Czecho S	Czechoslovakia	Pakistan	Pakistan
Denmark.....	Denmark	Panama	Panama
Dom Rep	Dominican Republic	Paraguay	Paraguay
Ecuador	Ecuador	Peru	Peru
Egypt	Egypt	Phil	Philippines
El Salvd.....	El Salvador	Poland	Poland
Estonia	Estonia	Portugal.....	Portugal
Ethiopia.....	Ethiopia	Port E AF	Portuguese East Africa
Falkland	Falkland Islands	Port W AF	Portuguese West Africa
Finland	Finland	Port Asia.....	Portuguese Asia
Fiji.....	Fiji	P Rico	Puerto Rico
France	France	Rhod Nyas.....	Rhodesia and Nyasaland
Fr Africa	French Africa	Roumania	Roumania
Fr Guiana	French Guiana	U S S R	U.S.S.R. (Russia)
Fr Oceana	French Oceania	S Leone	Sierra Leone
Fr W Ind.....	French West Indies	Spain	Spain
Gambia	Gambia	Span Afr.....	Spanish Africa
Germany E.....	Germany, Eastern	St. Pierre.....	St. Pierre and Miquelon
Germany W.....	Germany, Federal Republic of	Sudan	Sudan
Gibraltar	Gibraltar	Surinam	Surinam
G Coast	Gold Coast	Sweden.....	Sweden
Greece	Greece	Switzerlnd	Switzerland
Greenland	Greenland	Syria.....	Syria
Guatemala	Guatemala	Taiwan.....	Taiwan (Formosa)
Haiti.....	Haiti (Republic of)	Thailand	Thailand (Siam)
Hawaii	Hawaii	Trinidad.....	Trinidad and Tobago
Honduras	Honduras	Turkey	Turkey
Hong Kong.....	Hong Kong	Un So Afr.....	Union of South Africa
Hungary	Hungary	U Kingdom.....	United Kingdom
Iceland.....	Iceland	U States.....	United States
India.....	India	U S Ocea	United States Oceania
IndoChina	Indo-China	Uruguay	Uruguay
Indonesia	Indonesia	Venezuela	Venezuela
Iran.....	Iran	Yugo Slav	Yugoslavia
Iraq.....	Iraq		

IMPORTS INTO CANADA FOR CONSUMPTION, BY COUNTRIES (EXCLUDING GOLD)

Countries	Month of March		Three Months ended March	
	1955	1956	1955	1956
	\$	\$	\$	\$
Commonwealth Countries				
United Kingdom.....	32,325,813	33,774,443	85,433,322	97,794,793
Aden.....	14,742	9,493	20,293	11,787
British East Africa.....	110,430	(1,149,031)	2,437,708	(1,943,217)
Mauritius and Seychelles.....		(269,252)		(1,565,376)
Rhodesia and Nyasaland.....	16,369	1,450	16,384	1,917
Union of South Africa.....	161,722	391,802	1,077,162	963,895
Other British South Africa.....	-	213	-	1,768
Gambia.....	-	-	-	-
Gold Coast.....	82,744	17,534	207,081	25,265
Nigeria.....	1,063	147,604	1,482	147,614
Sierra Leone.....	-	-	-	-
Other British West Africa.....	-	-	-	-
Anglo-Egyptian Sudan *.....	-	-	-	-
Ceylon.....	1,010,543	1,195,555	2,997,707	3,198,612
India.....	2,292,348	2,230,863	7,803,057	6,014,062
Malaya and Singapore.....	2,316,430	2,583,047	6,124,973	7,887,848
Pakistan.....	8,556	59,321	50,000	231,387
Other British East Indies.....	4,721	21,856	20,435	42,168
Bermuda.....	25,264	25,508	54,912	51,418
British Guiana.....	235,293	621,863	596,310	1,633,562
British Honduras.....	9,942	15,868	16,525	17,629
Bahamas.....	6,632	17,512	100,414	79,345
Barbados.....	66,135	257,692	113,552	481,896
Jamaica.....	544,353	612,950	2,117,622	2,640,234
Leeward and Windward Islands.....	13,369	11,930	27,755	32,438
Trinidad and Tobago.....	375,509	360,424	813,909	766,150
Falkland Islands.....	-	-	-	-
Gibraltar.....	25	21	25	701
Hong Kong.....	520,023	482,684	1,349,444	1,389,341
Malta.....	2,164	2,008	12,383	14,065
Australia.....	1,808,286	1,134,760	3,909,123	4,678,021
Fiji.....	1,616,727	734,564	1,616,727	2,054,947
New Zealand.....	2,224,266	769,778	4,022,589	3,143,450
Other British Oceania.....	-	-	-	-
Total Commonwealth Countries.....	45,793,469	46,899,026	121,020,894	136,812,906
Foreign Countries				
Afghanistan.....	-	-	-	-
Albania.....	-	-	-	-
Arabia.....	1,072,066	1,903,811	1,603,156	3,580,013
Argentina.....	207,241	369,994	625,770	734,458
Austria.....	237,469	251,315	676,418	806,172
Belgium and Luxembourg.....	1,536,818	1,866,467	4,378,561	6,427,271
Belgian Congo.....	254,171	4,033	688,507	213,626
Bolivia.....	-	9,000	700	24,688
Brazil.....	1,803,825	2,754,119	6,376,470	7,710,766
Bulgaria.....	-	-	-	-
Burma.....	-	-	4,700	-
Chile.....	9,690	31,129	34,499	92,963
China (except Taiwan).....	120,475	526,570	445,777	1,982,386
Taiwan.....	3,518	19,285	68,114	29,549
Colombia.....	1,726,791	2,474,762	5,219,290	6,779,766
Costa Rica.....	543,692	249,540	1,800,736	880,537
Cuba.....	691,575	576,027	1,307,068	1,572,846
Czechoslovakia.....	164,917	236,649	423,134	809,176
Denmark.....	156,476	668,749	483,192	1,185,501
Greenland.....	361	1,250	1,485	1,810
Dominican Republic.....	52,089	204,122	341,432	585,202
Ecuador.....	493,286	333,539	1,115,018	863,792
Egypt.....	4,429	8,599	182,772	19,977
El Salvador.....	340,218	77,813	1,189,881	176,417
Estonia.....	-	-	-	-
Ethiopia.....	-	-	-	26,790
Finland.....	6,537	2,094	29,018	86,488
France.....	1,487,693	1,784,497	4,291,233	5,180,550
French Africa.....	41,605	77,837	162,652	153,985
Indo-China.....	-	11,778	21,876	11,927
French Guiana.....	-	-	25	-
French Oceania.....	-	-	-	-
French West Indies.....	-	-	1,000	-
Madagascar.....	-	-	718	12,840
St. Pierre and Miquelon.....	78	249	4,416	883

* See Foreign Countries from January 1, 1956.

Countries	Month of March		Three Months ended March	
	1 9 5 5	1 9 5 6	1 9 5 5	1 9 5 6
	\$	\$	\$	\$
Foreign Countries - Concluded				
Germany, Federal Republic of	3,681,313	5,083,451	8,241,390	15,025,457
Germany, Eastern	30,347	17,085	77,268	100,155
Greece	18,146	19,242	53,790	49,679
Guatemala	362,613	379,279	948,749	896,410
Haiti	120,493	226,388	339,653	481,240
Honduras	73,164	55,196	164,858	269,641
Hungary	7,816	3,825	38,253	22,951
Iceland	2,450	223	2,934	907
Iran	187,429	25,863	842,928	371,603
Iraq	400	32,435	532,893	242,603
Ireland	20,414	82,962	132,182	129,259
Israel	154,870	209,620	349,253	516,773
Italy	962,096	1,284,403	2,682,800	3,620,470
Italian Africa	-	-	-	-
Japan	2,406,535	3,905,639	5,863,610	12,943,662
Jordan	80	-	80	-
Korea	103,908	25	112,208	25
Latvia	-	-	200	-
Lebanon	1,117,011	547,912	3,358,508	3,320,770
Liberia	-	423	-	273,035
Libya	-	-	-	-
Lithuania	-	-	-	-
Mexico	1,574,168	6,354,570	4,144,065	19,480,869
Morocco	10,232	9,258	21,694	24,520
Netherlands	1,228,491	1,162,247	3,091,204	3,471,135
Indonesia	287,339	15,238	529,075	248,314
Surinam	118,102	107,538	189,358	337,118
Netherlands Antilles	1,610,129	1,956,378	5,861,093	7,305,590
Nicaragua	22,065	12,817	42,887	32,886
Norway	155,473	168,861	428,370	399,800
Panama	525,577	926,685	1,640,421	2,615,625
Paraguay	7,877	29,066	34,715	44,636
Peru	41,192	44,832	182,271	268,338
Philippines	20,671	297,605	811,130	988,432
Poland	26,830	50,531	78,931	155,549
Portugal	66,408	55,909	203,854	335,057
Azores and Madeira	14,225	9,064	32,161	32,664
Portuguese East Africa	-	111,043	14,478	175,014
Portuguese West Africa	-	12,540	-	42,129
Portuguese Asia	-	-	-	-
Roumania	-	-	-	-
Spain	335,435	410,548	1,270,154	1,260,282
Canary Islands	3,174	2,264	5,537	4,928
Spanish Africa	-	-	-	400
Sudan *	-	56	-	1,119
Sweden	846,281	805,059	1,894,399	2,176,719
Switzerland	1,558,279	1,947,417	3,657,542	5,037,794
Syria	2,395	420,427	5,696	906,222
Thailand	37,802	206,860	266,375	373,116
Turkey	36,546	58,480	227,825	144,951
U.S.S.R. (Russia)	21,196	24,031	55,720	47,573
United States	284,933,844	361,737,173	745,673,559	961,488,149
Alaska	316,191	399,842	859,536	941,692
American Virgin Islands	-	-	-	-
Hawaii	170,527	179,976	382,043	797,896
Puerto Rico	73,737	59,892	124,426	247,088
United States Oceania	-	-	-	-
Uruguay	16,980	162,649	41,702	250,150
Venezuela	16,130,751	12,595,809	42,672,085	47,546,135
Yugoslavia	10,752	2,574	28,119	18,254
Total Foreign Countries	330,406,774	416,654,438	869,689,600	1,135,415,163
GRAND TOTAL	376,200,243	463,553,464	990,710,494	1,272,228,069

* See Commonwealth Countries prior to 1956.

IMPORTS INTO CANADA FOR CONSUMPTION FROM ALL COUNTRIES, FROM THE UNITED KINGDOM
AND FROM THE UNITED STATES, BY MAIN GROUPS (EXCLUDING GOLD)

Main Groups	Month of March		Three Months ended March	
	1 9 5 5	1 9 5 6	1 9 5 5	1 9 5 6
	\$	\$	\$	\$
ALL COUNTRIES				
Agricultural and Vegetable Products (except Chemicals, Fibres and Wood)	41,575,621	44,342,318	118,693,213	127,956,550
Animals and Animal Products (except Chemicals and Fibres)	9,694,644	8,618,699	26,851,154	29,356,245
Fibres, Textiles and Textile Products	35,506,625	36,679,261	95,210,648	110,288,789
Wood, Wood Products and Paper	16,151,184	18,797,221	43,779,636	54,969,792
Iron and Its Products	134,489,014	204,338,006	336,851,905	508,508,164
Non-Ferrous Metals and Their Products	30,909,312	37,892,456	85,960,391	107,538,581
Non-Metallic Minerals and Their Products (except Chemicals)	44,170,236	46,395,940	123,386,296	151,819,893
Chemicals and Allied Products	20,954,653	23,385,884	55,209,443	67,380,769
Miscellaneous Commodities	42,748,954	43,103,679	104,767,808	114,409,286
Total	376,200,243	463,553,464	990,710,494	1,272,228,069
UNITED KINGDOM				
Agricultural and Vegetable Products (except Chemicals, Fibres and Wood)	2,057,983	1,817,046	5,872,754	5,353,057
Animals and Animal Products (except Chemicals and Fibres)	1,360,424	1,369,062	2,803,086	3,388,450
Fibres, Textiles and Textile Products	8,668,728	8,169,080	23,322,087	24,411,664
Wood, Wood Products and Paper	509,374	473,447	1,124,087	1,329,779
Iron and Its Products	8,749,741	11,077,200	23,020,040	30,685,778
Non-Ferrous Metals and Their Products	4,476,913	4,720,871	12,129,771	13,621,618
Non-Metallic Minerals and Their Products (except Chemicals)	1,855,910	2,408,376	5,178,492	6,911,813
Chemicals and Allied Products	1,424,940	1,458,768	4,225,351	4,416,810
Miscellaneous Commodities	3,221,800	2,280,593	7,757,654	7,675,824
Total	32,325,813	33,774,443	85,433,322	97,794,793
UNITED STATES				
Agricultural and Vegetable Products (except Chemicals, Fibres and Wood)	21,681,193	23,808,733	60,309,721	66,510,326
Animals and Animal Products (except Chemicals and Fibres)	5,819,412	5,538,167	18,321,149	19,820,515
Fibres, Textiles and Textile Products	20,109,285	15,269,391	54,643,526	46,569,610
Wood, Wood Products and Paper	14,929,560	17,504,572	40,366,127	50,896,475
Iron and Its Products	121,724,711	187,610,317	305,111,981	460,204,355
Non-Ferrous Metals and Their Products	24,440,667	29,176,006	68,221,932	83,589,340
Non-Metallic Minerals and Their Products (except Chemicals)	20,763,517	23,640,627	59,923,773	74,582,659
Chemicals and Allied Products	18,647,847	20,969,669	48,492,344	60,178,164
Miscellaneous Commodities	36,817,652	38,219,691	90,283,006	99,136,705
Total	284,933,844	361,737,173	745,673,559	961,488,149

IMPORTS INTO CANADA FOR CONSUMPTION

Articles and Countries from which Imported	MONTH OF MARCH 1956		THREE MONTHS ENDED MARCH 1956		Class Number	
	Quantities	Values (\$)	Quantities	Values (\$)		
<u>GROUP 1</u>						
<u>AGRICULTURAL PRODUCTS</u>						
<u>A MAINLY FOOD</u>						
APPLES FRESH	400 U STATES	LB 4750973	255222	6485302	371016	1
APRICOTS QUINCES FRESH	312 CHILE 400 U STATES	LB 5060 6130	1201 896	20978 24582	4182 4678	2
BANANAS	222 B HOND 314 COLOMBIA 315 C RICA 320 DOM REP 321 ECUADOR 337 GUATEMALA 339 HONDURAS 361 PANAMA 400 U STATES	CWT 31 27244 22433 47747 9810 7027 119753	200 204064 198565 317173 75017 44007 926685	119 37781 91199 502 108217 16200 34827 339532	690 282659 798463 3666 765047 123470 242189 2614506 587	3
CHERRIES FRESH	400 U STATES	LB 234065	1765916	628435	4831277	4
CRANBERRIES FRESH	400 U STATES	LB 26106	4561	195587	27935	5
GRAPEFRUIT FRESH	100 U KINGDOM 224 JAMAICA 225 TRINIDAD 231 HONG KONG 360 ISRAEL 400 U STATES	LB 48000 41500 16898394 16987894	3961 1750 505254 510965	80400 5135 64000 3640 85500 45882411 46121086	2629 335 4857 469 3497 1380168 1391955	6
GRAPES FRESH	312 CHILE 400 U STATES	LB 32536 3658271 3690807	9618 307504 317122	32536 16718993 16751529	9618 1087530 1097148	7
GUAVAS MANGOES PLANTAINS FRESH	400 U STATES				1757 1757	8
LEMONS FRESH	400 U STATES	LB 2294253	164985	7594352	567652	9
LIMES FRESH	400 U STATES	LB 10324	1637	23542	3180	10
MUSKMELONS CANTALOUPE FRESH	312 CHILE 352 MEXICO 400 U STATES	LB 39850 57382 78611	3081 4360 8335	61770 79678 133154	5066 5821 13229	11
MELONS FRESH N O P	316 CUBA 400 U STATES	NO 90 933 1023	247 385 632	169 933 1102	439 385 824	12
ORANGES MANDARINES FRESH	100 U KINGDOM 231 HONG KONG 344 ITALY 352 MEXICO 360 ISRAEL 372 SPAIN 400 U STATES	CU FT 985 839 1219 40394 1015760	1925 1452 2374 70670 2212841	1285 915 2264 26609 70394 52558 2737069	2524 1504 2980 38721 123089 67541 5817279	13
PEACHES FRESH	312 CHILE 400 U STATES	LB 4175	1021	18723 18155 36878	3078 3206 6284	14
PEARS FRESH	304 ARGENTINA 400 U STATES	LB 13000 1173114 1186114	1388 99768 101156	14060 2486594 2500654	1478 200341 201819	15
PINEAPPLES FRESH	316 CUBA 383 HAWAII 384 P RICO 400 U STATES	LB 2078583 36230 59277 26000	76673 1722 3052 1193	2858523 59218 78747 53020	118071 3849 3985 2642	16
PLUMS OR PRUNES FRESH	312 CHILE 400 U STATES	LB 13335 21522 34857	2962 3566 6528	40968 44783 85751	8122 7901 16023	17
BERRIES FRESH N O P		LB				18
STRAWBERRIES FRESH	400 U STATES	LB 152135 152135	39548 39548	218799 218799	57791 57791	19

IMPORTS INTO CANADA FOR CONSUMPTION

Articles and Countries from which Imported	MONTH OF MARCH 1956		THREE MONTHS ENDED MARCH 1956		Class Number
	Quantities	Values (\$)	Quantities	Values (\$)	
FRESH FRUITS N O P 383 HAWAII 400 U STATES		74 12588		162 30262	20
APPLES DRIED 400 U STATES	LB 164060	3063	364560	6705	31
APRICOTS NECTARINES DRIED 400 U STATES	LB 81493	33305	129961	54244	32
BANANAS DRIED 309 BRAZIL 400 U STATES	LB		2000 2540	2124 2676	33
CURRENTS DRIED 234 AUSTRALIA 400 U STATES	LB 11592 985	1566 151	295400 7756	40087 1421	34
DATES 100 U KINGDOM 231 HONG KONG 327 FRANCE 342 IRAN 343 IRAQ 400 U STATES	LB 770 1520	58 386	770 3336	58 1036	36
FIGS DRIED AND FIG PASTE 366 PORTUGAL 379 TURKEY 400 U STATES		22750 194610 11250	1363 32435 1529	4833638 3114423 318506	37
PEACHES DRIED 400 U STATES	LB 25741	9636	47485	16384	38
PRUNES OR PLUMS DRIED UNPITTED 231 HONG KONG 400 U STATES	LB 450 1353988	99 274367	600 2723282	163 565012	39
PEARS DRIED 400 U STATES	LB 7785	2290	15910	4691	40
RAISINS 207 UN SO AFR 234 AUSTRALIA 372 SPAIN 400 U STATES	LB 217360	33007	32500 1409640	4229 207997	41
FRUITS DRIED N O P 231 HONG KONG 347 JAPAN 354 NETHRLNDS 400 U STATES	LB 2996 800	1409 132	8458 420	3784 248	42
RASPBERRIES FROZEN 1LB OR LESS 400 U STATES	LB 5150	1414	155292	32276	43
RASPBERRIES FROZEN OVER 1 LB 400 U STATES	LB		6300	1392	44
STRAWBERRIES FROZN 1LB OR LESS 400 U STATES	LB 236465	56158	811235	212463	45
STRAWBERRIES FROZEN OVER 1 LB 400 U STATES	LB 2475	707	173656	30263	46
FRUITS N O P FROZN 1LB OR LESS 400 U STATES	LB 2550	503	170842	41913	47
FRUITS N O P FROZEN OVER 1 LB 400 U STATES	LB 188121	21551	668012	81418	48
APRICOTS CANNED 100 U KINGDOM 207 UN SO AFR 234 AUSTRALIA 400 U STATES	LB 270 74550	53 11247	8150 74550	1250 11247	49
PEACHES CANNED 234 AUSTRALIA 400 U STATES	LB 533960	70021	1349263	177615	50
CHERRIES SULPHURED OR IN BRINE 344 ITALY 354 NETHRLNDS 372 SPAIN	LB 157654	19793	445598 45452 46296	56486 3630 4938	51
OLIVES SULPHURED OR IN BRINE 328 FR AFRICA 336 GREECE 366 PORTUGAL 372 SPAIN 400 U STATES	LB 32716	7460	22046 59808	2600 12902	52
LEMON ORANGE GRAPE FRUIT RINDS 231 HONG KONG 344 ITALY		308		598 3080	53

IMPORTS INTO CANADA FOR CONSUMPTION

Articles and Countries from which Imported	MONTH OF MARCH 1956		THREE MONTHS ENDED MARCH 1956		Class Number
	Quantities	Values (\$)	Quantities	Values (\$)	
384 P RICO		2275		16935	
400 U STATES		1198		4110	
PEARS IN CANS		3781		24723	
	LB				55
234 AUSTRALIA			16672	2492	
400 U STATES	150425	22767	381701	59363	
PINEAPPLE IN CANS	150425	22767	398373	61855	
	LB				56
218 MALAYA	14400	1968	77300	9508	
316 CUBA	8700	870	8700	870	
352 MEXICO	11250	1065	383283	35174	
383 HAWAII	739502	100410	4333776	555492	
393 TAIWAN	196875	16848	253328	21606	
400 U STATES	67150	10027	80295	12637	
FRUITS IN CANS N	1037877	131188	5136682	635287	
	LB				57
100 U KINGDOM			12315	2114	
231 HONG KONG	350	81	1000	609	
316 CUBA			1200	237	
327 FRANCE	170	73	170	73	
335 GERMANY W			3450	396	
347 JAPAN	171950	20421	463186	57424	
354 NETHRLNDS	970	97	58738	15896	
383 HAWAII			600	165	
400 U STATES	205609	25276	792439	92941	
FRUITS NUTS PICKLED PRESERVED	379049	45948	1333098	169855	
	GAL				60
100 U KINGDOM	472	1914	1486	6062	
215 INDIA			211	568	
224 JAMAICA	105	291	105	291	
231 HONG KONG	388	1034	963	2746	
316 CUBA	6285	3857	9795	5817	
327 FRANCE	12	56	12	56	
336 GREECE			218	400	
344 ITALY			3347	825	
347 JAPAN	30	54	30	54	
354 NETHRLNDS			5174	5640	
365 POLAND	1587	1379	1587	1379	
400 U STATES	3632	6416	5370	10199	
FRUIT PULP N O P	12511	15001	28298	34037	
	LB				61
100 U KINGDOM			10125	1281	
218 MALAYA	3937	342	3937	342	
231 HONG KONG			516	142	
352 MEXICO			79375	7550	
354 NETHRLNDS	33570	1704	68517	5635	
365 POLAND	2975	357	2975	357	
372 SPAIN			23146	2329	
383 HAWAII	13034	1440	30746	3532	
400 U STATES	10135	1772	136173	14285	
JELLIES JAMS MARMALAOES	63651	5615	355510	35453	
	LB				62
100 U KINGDOM	168796	31712	621649	108720	
224 JAMAICA			360	79	
231 HONG KONG	200	51	200	51	
354 NETHRLNDS	2142	374	5261	959	
375 SWEDEN			1050	211	
383 HAWAII			248	89	
400 U STATES	43231	14500	111474	33685	
GRAPEFRUIT ORANGE LEMON PULP	214369	46637	740242	143794	
	LB				63
224 JAMAICA			43093	2803	
328 FR AFRICA			4444	347	
372 SPAIN	22593	915	45121	1827	
400 U STATES	14550	857	22890	1451	
MIXED FRUITS IN CANS	37143	1772	115548	6428	
	LB				64
400 U STATES	1729182	248011	3758567	542358	
ORANGE JUICE CONCENTRATED FROZ	1729182	248011	3758567	542358	
	GAL				65
400 U STATES	149501	435983	553838	1606548	
FRUIT JUICE NOP CONCENTRO FROZ	149501	435983	553838	1606548	
	GAL				66
383 HAWAII			4814	12248	
400 U STATES	27153	56886	72022	164466	
LEMN JUICE EXCEPT CONCENTRATD	27153	56886	76836	176714	
	GAL				68
100 U KINGDOM			200	269	
400 U STATES	15300	33399	26333	60859	
ORANGE JUICE EXCEPT CONCENTRTO	15300	33399	26533	61128	
	GAL				69
100 U KINGDOM			125	164	
400 U STATES	385526	349017	1509063	1326499	
PECTIN	385526	349017	1509188	1326663	
	LB				70
100 U KINGDOM			424	278	
318 DENMARK	528	668	792	1091	
400 U STATES	12215	16234	40188	59172	
LEMN JUICE CONCENTRATED FRESH	12743	16902	41404	60541	
	GAL				71
400 U STATES	6343	22742	6931	24276	
DRANGE JUICE CONCENTRATD FRESH	6343	22742	6931	24276	
	GAL				72
100 U KINGDOM	24	112	24	112	
400 U STATES	7037	22111	21336	78043	
	7061	22223	21360	78155	

IMPORTS INTO CANADA FOR CONSUMPTION

Articles and Countries from which Imported	MONTH OF MARCH 1956		THREE MONTHS ENDED MARCH 1956		Class Number
	Quantities	Values (\$)	Quantities	Values (\$)	
GRAPE JUICE OVER 1 GALLON	GAL				73
LIME JUICE NOT REFINED	GAL				74
228 LEEW WIND	805	563	1438	859	
	805	563	1438	859	
FRUIT JUICES SPIRIT FORTIFIED	GAL				75
BLENDED FRUIT JUICES	GAL				76
400 U STATES	169341	117626	616750	411650	
	169341	117626	616750	411650	
FRUIT JUICE NOP EXCEPT CONCENT	GAL				77
100 U KINGDOM	567	644	2235	4647	
234 AUSTRALIA			742	1803	
306 BELGIUM			92	306	
335 GERMANY W	226	449	226	449	
383 HAWAII	435	640	641	1086	
400 U STATES	18210	19084	36980	42485	
	19438	20817	40916	50776	
GRAPEFRUIT JUICE EXCEPT CONCEN	GAL				78
100 U KINGDOM			30	42	
225 TRINIDAD	1800	1149	3600	1997	
400 U STATES	232018	118810	752283	402239	
	233818	119959	755913	404278	
PINEAPPLE JUICE EXCEPT CONCENT	GAL				79
234 AUSTRALIA			8100	5058	
383 HAWAII	77774	45113	274364	155917	
400 U STATES	4576	2611	6005	3518	
	82350	47724	288469	164493	
FRUIT SYRUPS CONC JUICES N D P	GAL				80
100 U KINGDOM	90	267	229	583	
234 AUSTRALIA			293	3086	
327 FRANCE			17612	21697	
354 NETHRLNDS			150	517	
400 U STATES	9405	31870	21829	78060	
	9495	32137	40113	103943	
COCOANUTS	NO				81
339 HONDURAS			14950	1047	
384 P RICO	203650	11679	277850	16061	
400 U STATES	38250	2427	60475	3813	
	241900	14106	353275	20921	
COCOANUT DESICCATED	LB				83
100 U KINGDOM	13250	993	53250	4033	
215 INDIA			10000	741	
217 CEYLON	345610	28693	1460770	118552	
364 PHIL	17500	2182	96600	12271	
383 HAWAII	600	570	990	966	
400 U STATES	260408	117602	601394	203453	
	637368	150040	2223004	340016	
COPRA NOT PREPARED	LB				84
364 PHIL	3360000	212221	12320000	754073	
	3360000	212221	12320000	754073	
ALMONDS NOT SHELLED	LB				91
BRAZIL NUTS NOT SHELLED	LB				92
FILBERTS HAZEL NOT SHELLED	LB				93
344 ITALY	8267	1964	11023	2706	
400 U STATES	360	111	4538	1608	
	8627	2075	15561	4314	
PEANUTS GREEN SHELLED OR NOT	LB				94
203 B E AFR	45419	3938	45419	3938	
207 UN SO AFR			79700	8409	
215 INDIA	1085169	103968	2361537	213462	
231 HONG KONG	748800	75818	1146448	119891	
309 BRAZIL			223537	20279	
313 CHINA	66500	8968	3099914	378247	
352 MEXICO	1588100	157741	4501921	473592	
372 SPAIN			152112	13879	
400 U STATES	34875	2138	42888	2824	
	3568863	352571	11653476	1234521	
PECANS NOT SHELLED	LB				95
WALNUTS NOT SHELLED	LB				96
313 CHINA	10000	1064	10000	1064	
344 ITALY			41313	9217	
400 U STATES	10000	4425	34350	12608	
	20000	5489	85663	22889	
OTHER NUTS NOT SHELLED	LB				97
231 HONG KONG	1580	269	2610	469	
344 ITALY			810	60	
400 U STATES	9095	5907	47804	19731	
	10675	6176	51224	20260	
ALMONDS SHELLED	LB				101
100 U KINGDOM	280	375	280	375	
231 HONG KONG	50	116	50	116	
342 IRAN	220	212	220	212	
344 ITALY	7000	8778	7000	8778	
366 PORTUGAL			22432	22295	
372 SPAIN	198092	159406	539725	425200	
400 U STATES	52463	55357	106621	108075	
	258105	224244	676328	565051	
PEANUTS N O P	LB				102
100 U KINGDOM	450	202	450	202	
231 HONG KONG	1344	364	2962	921	
313 CHINA			56400	7704	
400 U STATES	10680	4311	30857	12550	
	12474	4877	90669	21377	

IMPORTS INTO CANADA FOR CONSUMPTION

Articles and Countries from which Imported	MONTH OF MARCH 1956		THREE MONTHS ENDED MARCH 1956		Class Number
	Quantities	Values (\$)	Quantities	Values (\$)	
WALNUTS SHELLED	LB				103
215 INDIA	18975	9860	43725	22377	
231 HONG KONG	11000	3624	125400	41857	
313 CHINA	1111505	398160	3587315	1282723	
327 FRANCE			19261	12854	
342 IRAN	31551	13171	31551	13171	
344 ITALY	28154	16859	39154	24233	
366 PORTUGAL	4722	1134	4722	1134	
400 U STATES	11850	7421	12659	8064	
	1217757	450229	3863787	1406413	
OTHER NUTS SHELLED	LB				104
100 U KINGDOM	900	534	900	534	
231 HONG KONG	1050	259	2815	535	
344 ITALY	1653	175	4403	1736	
400 U STATES	15153	7658	40930	24009	
	18756	8626	49048	26814	
BRAZIL NUTS SHELLED	LB				105
100 U KINGDOM	1122	781	1122	781	
308 BOLIVIA	14190	8946	40062	23984	
309 BRAZIL	10230	4702	83188	47245	
	25542	14429	124372	72010	
CASHEW NUTS SHELLED	LB				106
100 U KINGDOM	630	438	630	438	
215 INDIA	72850	34302	321100	152240	
400 U STATES	16945	8868	30290	17509	
	90425	43608	352020	170187	
PECANS SHELLED	LB				107
352 MEXICO	6200	6392	6200	6392	
400 U STATES	60148	73200	107029	130832	
	66348	79592	113229	137224	
FILBERTS SHELLED	LB				108
344 ITALY			92593	62425	
372 SPAIN			5666	4241	
376 SWITZRLND	13228	8628	13228	8628	
379 TURKEY	22046	13103	81448	52986	
400 U STATES	2800	2716	76763	57144	
	38074	24447	269698	185424	
ASPARAGUS FRESH	LB				111
400 U STATES	125729	30499	131549	32941	
	125729	30499	131549	32941	
BEANS GREEN FRESH	LB				112
231 HONG KONG			2300	167	
352 MEXICO			2900	769	
400 U STATES	1359733	116412	2799720	284891	
	1359733	116412	2804920	285827	
BEETS FRESH EXCEPT SUGAR BEETS	LB				114
400 U STATES	652980	20411	1734690	57649	
	652980	20411	1734690	57649	
CABBAGE FRESH	LB				115
400 U STATES	12698567	235637	33151755	728779	
	12698567	235637	33151755	728779	
CARROTS FRESH	LB				116
400 U STATES	14711745	406563	25182644	869921	
	14711745	406563	25182644	869921	
CAULIFLOWER FRESH	LB				117
400 U STATES	2959943	151272	9610412	422595	
	2959943	151272	9610412	422595	
CELERY FRESH	LB				118
400 U STATES	11574122	419712	34852840	1198790	
	11574122	419712	34852840	1198790	
CUCUMBERS FRESH	LB				119
316 CUBA	88349	9712	129759	14100	
352 MEXICO			26279	1063	
400 U STATES	932078	92737	2939619	282895	
	1020427	102449	3095657	298058	
LETTUCE FRESH	LB				120
400 U STATES	12795057	407016	39853013	1135908	
	12795057	407016	39853013	1135908	
MUSHROOMS TRUFFLES FRESH	LB				121
231 HONG KONG	213	370	603	1763	
327 FRANCE	9000	1985	9000	1985	
335 GERMANY W	180	356	805	1230	
347 JAPAN	420	583	2006	3243	
365 POLAND	1764	3962	2205	5420	
400 U STATES	27844	8251	72252	18149	
	39421	15507	86871	31790	
ONIONS FRESH	LB				122
236 NEW ZEAL			134638	4216	
312 CHILE	219463	7768	219463	7768	
352 MEXICO	25755	1390	25755	1390	
372 SPAIN			248824	5525	
400 U STATES	5907977	197627	15074231	535329	
	6153195	206785	15702911	554228	
PEAS GREEN FRESH	LB				123
352 MEXICO			112224	8397	
400 U STATES	9508	1959	41820	7327	
	9508	1959	154044	15724	
POTATOES SWEET AND YAMS FRESH	CWT				124
231 HONG KONG			53	548	
400 U STATES	9834	51990	30635	175697	
	9834	51990	30688	176245	
POTATOES FRESH EXCEPT SEED	CWT				125
400 U STATES	80481	275887	201284	602300	
	80481	275887	201284	602300	
SPINACH FRESH	LB				126
400 U STATES	1260139	74620	3423863	212010	
	1260139	74620	3423863	212010	

IMPORTS INTO CANADA FOR CONSUMPTION

Articles and Countries from which Imported	MONTH OF MARCH 1956		THREE MONTHS ENDED MARCH 1956		Class Number
	Quantities	Values (\$)	Quantities	Values (\$)	
TOMATOES FRESH	LB				127
224 JAMAICA	38880	7858	38880	7858	
227 BAHAMAS	80310	12119	652661	64591	
316 CUBA	38169	8053	40369	8393	
352 MEXICO	3297602	413210	13354225	1220185	
372 SPAIN			15432	1000	
400 U STATES	3735774	515331	13044053	1235141	
	7190735	956571	27145620	2537168	
VEGETABLES FRESH N O P	LB				128
231 HONG KONG	23100	1944	121604	12518	
306 BELGIUM	168	68	168	68	
312 CHILE	646	97	646	97	
316 CUBA	9182	711	9182	711	
344 ITALY	7496	442	16496	1426	
352 MEXICO			500	100	
400 U STATES	4583556	356594	14274719	1156995	
	4624148	359856	14423315	1171915	
VEGETABLES FROZEN 1 LB OR LESS	LB				129
400 U STATES	947707	190025	3157716	602637	
	947707	190025	3157716	602637	
VEGETABLES FROZEN OVER 1 LB	LB				130
400 U STATES	563669	92070	1191937	189332	
	563669	92070	1191937	189332	
MUSTARD LIQUID					131
306 BELGIUM		181		181	
327 FRANCE		139		576	
354 NETHRLNDS				73	
400 U STATES		1387		2252	
		1707		3082	
PASTE HASH VEGETABLE MEAT FISH	LB				132
100 U KINGDOM	178104	44098	314004	75986	
231 HONG KONG	279	142	678	365	
234 AUSTRALIA			48000	9400	
318 DENMARK			3518	2343	
327 FRANCE	334	336	3582	2860	
344 ITALY	2418	307	4489	1383	
347 JAPAN	983	244	983	244	
354 NETHRLNDS			345	170	
388 YUGO SLAV			747	299	
400 U STATES	100163	29482	236303	66396	
	282281	74609	612649	159446	
POTATOES DRIED	LB				133
100 U KINGDOM			5761	1271	
354 NETHRLNDS			6016	1498	
400 U STATES	12759	3166	83934	20240	
	12759	3166	95711	23009	
VEGETABLES DRIED N O P	LB				134
100 U KINGDOM			747	97	
231 HONG KONG	4880	1730	11241	4340	
322 EGYPT			30763	5181	
327 FRANCE	1064	518	1064	518	
335 GERMANY W			1157	607	
347 JAPAN	1983	671	3303	1174	
400 U STATES	272768	54471	777785	182364	
	280695	57390	826060	194281	
TOMATO JUICE CONCENTRATED	LB				136
400 U STATES			1000	75	
			1000	75	
TOMATOES CANNED	LB				137
344 ITALY	78457	5406	157396	12163	
372 SPAIN	68000	4475	70505	4655	
400 U STATES	1465309	119064	2604945	211360	
	1611766	128945	2832846	228178	
TOMATO PASTE CANNED	LB				138
344 ITALY	91150	13061	175987	24355	
366 PORTUGAL	99208	12042	99208	12042	
400 U STATES	126168	19315	605791	86230	
	316526	44418	880986	122627	
TOMATO PULP AND PUREE CANNED	LB				139
400 U STATES	61494	4876	140054	11602	
	61494	4876	140054	11602	
TOMATO JUICE EXCEPT CONCENTRTD	LB				140
400 U STATES	7956031	550872	13270892	935170	
	7956031	550872	13270892	935170	
ASPARAGUS IN CANS	LB				141
400 U STATES	102595	23327	204675	49017	
	102595	23327	204675	49017	
CORN IN CANS	LB				143
400 U STATES	171783	22554	1040927	109894	
	171783	22554	1040927	109894	
MUSHROOMS AND TRUFFLES IN CANS	LB				144
100 U KINGDOM			308	228	
231 HONG KONG	60	158	608	879	
317 CZECHO S			1982	3490	
327 FRANCE	10924	2480	16924	4068	
347 JAPAN	250	385	1311	1841	
400 U STATES	165	90	16765	8208	
	11399	3113	37898	18714	
PEAS IN CANS	LB				145
327 FRANCE			3269	640	
400 U STATES	74000	7980	166568	17597	
	74000	7980	169837	18237	
VEGETABLE JUICE N D P CANNED	LB				146
400 U STATES	17630	2111	26513	3332	
	17630	2111	26513	3332	

IMPORTS INTO CANADA FOR CONSUMPTION

Articles and Countries from which Imported	MONTH OF MARCH 1956		THREE MONTHS ENDED MARCH 1956		Class Number
	Quantities	Values (\$)	Quantities	Values (\$)	
VEGETABLES N O P IN CANS	LB				147
100 U KINGDOM			520	104	
231 HONG KONG	6635	1523	16468	3799	
306 BELGIUM			542	70	
327 FRANCE			995	361	
335 GERMANY W			37031	5050	
344 ITALY			2520	505	
347 JAPAN	2010	312	3059	630	
354 NETHRLNDS	9184	837	15346	1537	
393 TAIWAN			19200	3712	
400 U STATES	568876	53164	1190776	111455	
	586705	55836	1286457	127223	
PIMENTOS IN CANS	LB				148
372 SPAIN	3800	703	3800	703	
400 U STATES	5000	1424	64900	13886	
	8800	2127	68700	14589	
BEANS GREEN OR WAX CANNED	LB				149
400 U STATES			97310	8453	
			97310	8453	
BEANS BAKED CANNED	LB				150
354 NETHRLNDS			5171	656	
400 U STATES	288180	25636	1270788	112375	
	288180	25636	1275959	113031	
PICKLES	GAL				152
100 U KINGDOM	1908	4779	4491	12832	
227 BAHAMAS			3060	1801	
231 HONG KONG	1846	1748	3195	3851	
327 FRANCE			28	55	
335 GERMANY W			1332	1604	
336 GREECE			914	1461	
344 ITALY	3737	5187	6347	9196	
347 JAPAN	622	1432	2397	3981	
354 NETHRLNDS	8115	9125	25306	28308	
372 SPAIN	6613	6000	8103	8935	
400 U STATES	40126	51215	118615	157182	
	62967	79486	173788	229206	
SAUCES N O P AND CATSUPS	GAL				153
100 U KINGDOM	338	1061	1314	3120	
224 JAMAICA	47	217	47	217	
231 HONG KONG	1028	4100	4216	7700	
335 GERMANY W			217	684	
347 JAPAN			490	676	
354 NETHRLNDS	386	1020	1313	2340	
400 U STATES	50880	89738	149497	232875	
	52679	96136	157094	247612	
SAUCES SOY	GAL				155
231 HONG KONG	1972	1819	5486	5439	
347 JAPAN			2076	2898	
400 U STATES	661	866	5402	4264	
	2633	2685	12964	12601	
BARLEY BUCKWHEAT AND RYE	BUSH				161
BEANS SOYA	BUSH				162
231 HONG KONG			17	87	
400 U STATES	78761	190429	511657	1195808	
	78761	190429	511674	1195895	
BEANS N O P	LB				163
100 U KINGDOM	338208	24903	340448	25040	
203 B E AFR			43022	5515	
231 HONG KONG	84400	7092	161580	17577	
304 ARGENTINA	13139	808	13139	808	
312 CHILE			120000	9456	
344 ITALY	28682	1956	63857	6302	
347 JAPAN	1410	171	5070	729	
354 NETHRLNDS	1125	127	68836	4944	
400 U STATES	716330	110875	1742130	236442	
	1183294	145932	2558082	306813	
INDIAN CORN	BUSH				167
400 U STATES	115066	230333	610432	1064259	
	115066	230333	610432	1064259	
OATS	BUSH				168
400 U STATES	6993	18619	11573	32001	
	6993	18619	11573	32001	
PEAS SPLIT	LB				169
100 U KINGDOM			69106	4425	
234 AUSTRALIA			16800	757	
354 NETHRLNDS			10900	715	
391 LEBANON			22269	1353	
392 SYRIA			21529	1476	
400 U STATES	31926	3711	94316	9248	
	31926	3711	234920	17974	
PEAS N O P	LB				170
100 U KINGDOM	100016	13223	232256	29630	
234 AUSTRALIA	336988	17936	336988	17936	
236 NEW ZEAL	5580	349	25740	1361	
354 NETHRLNDS	178576	11209	267718	16122	
400 U STATES	3829004	379804	4443532	441794	
	4450164	422521	5306234	506843	
RICE UNCLEANNED UNHULLED PADDY	CWT				171
304 ARGENTINA			4390	24924	
344 ITALY			16535	99750	
371 THAILAND	10990	65169	10990	65169	
400 U STATES	1193	5648	8220	37335	
	12183	70817	40135	227178	

IMPORTS INTO CANADA FOR CONSUMPTION

Articles and Countries from which Imported	MONTH OF MARCH 1956		THREE MONTHS ENDED MARCH 1956		Class Number
	Quantities	Values (\$)	Quantities	Values (\$)	
RICE CLEANED					172
231 HONG KONG	CWT 30	372	130	1256	
234 AUSTRALIA			14712	47616	
304 ARGENTINA			12125	31225	
344 ITALY	220	2700	220	2700	
371 THAILAND	100	730	100	730	
386 URUGUAY	10946	36162	10946	36162	
400 U STATES	19394	197968	50324	483373	
	30690	237932	88557	603062	
WHEAT					174
400 U STATES	BUSH 250	638	250	638	
	250	638	250	638	
BARLEY POT PEARL ROAST GROUND					181
400 U STATES	LB 1680	219	1680	219	
	1680	219	1680	219	
BRAN AND MILL FEED					182
100 U KINGDOM	CWT 53	246	53	246	
400 U STATES	17410	38587	31940	68794	
	17463	38833	31993	69040	
BUCKWHEAT MEAL OR FLOUR					183
CORN MEAL					184
400 U STATES	BRL 299	1975	1199	8344	
	299	1975	1199	8344	
HOMINY CRACKED OR DRIED CORN					185
400 U STATES	CWT 14051	43557	31467	104194	
	14051	43557	31467	104194	
MALT FLOUR					187
400 U STATES	LB 89000	6638	164700	12564	
	89000	6638	164700	12564	
OATMEAL AND ROLLED OATS					188
100 U KINGDOM	LB 960	170	960	170	
400 U STATES	200	50	6500	780	
	1160	220	7460	950	
RICE STARCH FLOUR MEAL FEED					189
231 HONG KONG	LB 7900	1262	14900	2453	
335 GERMANY W	11000	922	11000	922	
347 JAPAN			694	169	
400 U STATES	63300	6341	221820	19321	
	82200	8525	248414	22865	
RYE FLOUR					191
400 U STATES	BRL		23	631	
			23	631	
SAGO AND CASSAVA FLOUR EDIBLE					192
218 MALAYA	LB		5413	270	
231 HONG KONG	600	71	600	71	
400 U STATES	33759	2556	64759	6896	
	34359	2627	70772	7237	
SEMOLINA					193
WHEAT FLOUR					194
400 U STATES	CWT 160	1928	1240	7912	
	160	1928	1240	7912	
BISCUITS AND BREAD DIETARY					201
100 U KINGDOM				6614	
400 U STATES		3184		7127	
		3184		13741	
BISCUITS NOT SWEETENED N O P					203
100 U KINGDOM	LB 32958	12373	73153	28702	
306 BELGIUM			210	258	
318 DENMARK			210	57	
326 FINLAND			1488	375	
335 GERMANY W			1765	248	
347 JAPAN	9358	3406	11653	4450	
354 NETHRLNDS	5419	1149	9839	2247	
359 NORWAY	2928	425	9277	1255	
375 SWEDEN	26095	4087	91708	15979	
400 U STATES	179169	57346	461302	153381	
	255927	78786	660605	206952	
BISCUITS SWEETENED N O P					204
100 U KINGDOM	LB 331508	130800	1042956	398067	
231 HONG KONG	671	566	746	637	
305 AUSTRIA			1151	386	
306 BELGIUM	7876	1917	43286	14231	
317 CZECHOS			730	413	
318 DENMARK	607	68	9378	2051	
327 FRANCE			355	135	
335 GERMANY W	1345	565	2814	1146	
347 JAPAN			240	89	
354 NETHRLNDS	6214	1667	15597	3575	
376 SWITZRLND			2250	1400	
400 U STATES	294305	72942	489046	121041	
	642526	208525	1608549	543171	
BREAD PASSOVER MATZO PRODUCTS					205
400 U STATES		164446		234617	
		164446		234617	
CEREAL FOODS 25 POUNDS OR LESS					206
100 U KINGDOM	LB 14425	1803	28850	3605	
231 HONG KONG	200	69	300	128	
335 GERMANY W			2502	386	
354 NETHRLNDS	5387	721	8105	1041	
400 U STATES	104324	26762	264922	64968	
	124336	29355	304679	70128	

IMPORTS INTO CANADA FOR CONSUMPTION

Articles and Countries from which Imported	MONTH OF MARCH 1956		THREE MONTHS ENDED MARCH 1956		Class Number	
	Quantities	Values (\$)	Quantities	Values (\$)		
CEREAL FOODS PREPARED N O P					207	
100 U KINGDOM		1792		1971		
236 NEW ZEAL		187		187		
327 FRANCE				385		
335 GERMANY W				411		
347 JAPAN		112		112		
400 U STATES		83635		271896		
		85726		274962		
MACARONI AND VERMICELLI					208	
231 HONG KONG	LB 4400	934	8778	2082		
347 JAPAN			300	53		
354 NETHRLNDS	1800	194	4850	510		
400 U STATES	231090	36491	459297	74612		
	237290	37619	473225	77257		
MILK FOODS N O P					209	
100 U KINGDOM				479		
335 GERMANY W				980		
359 NORWAY				127		
375 SWEDEN				342		
400 U STATES		19793		46762		
		19793		48690		
ARROWROOT					221	
228 LEEW WIND	LB 10500	1011	59500	6008		
231 HONG KONG	80	64	380	130		
400 U STATES	6400	1408	10000	1948		
	16980	2483	69880	8086		
MALT WHOLE CRUSHED OR GROUND					224	
	LB					
SAGO AND TAPIOCA					225	
218 MALAYA	LB 33600	2369	41400	2890		
309 BRAZIL			663	77		
355 INDONESIA	21981	2142	80241	8559		
400 U STATES	71000	10617	217600	32459		
	126581	15128	339904	43985		
ALL OTHER BREADSTUFFS N O P					226	
231 HONG KONG				1366		
400 U STATES		4252		11152		
		4252		12518		
COCOANUT OIL N O P EDIBLE					231	
100 U KINGDOM	CWT		63	947		
217 CEYLON			6	55		
400 U STATES	317	5318	491	8262		
	317	5318	560	9264		
COTTON SEED OIL N O P EDIBLE					233	
400 U STATES	CWT 765	13196	1322	23030		
	765	13196	1322	23030		
OLIVE OIL N O P EDIBLE					234	
327 FRANCE	CWT		10	493		
336 GREECE			45	1500		
344 ITALY			1126	30298		
372 SPAIN			939	23703		
400 U STATES	279	10157	282	10247		
	279	10157	2402	66241		
PEANUT OIL N O P EDIBLE					235	
231 HONG KONG	CWT 36	768	159	3219		
400 U STATES	161	4353	665	14799		
	197	5121	824	18018		
SOYA BEAN OIL N O P EDIBLE					236	
100 U KINGDOM	CWT 44	857	44	857		
400 U STATES	13847	192269	43919	598548		
	13891	193126	43963	599405		
CHOCOLATES IN RETAIL PACKAGES					239	
100 U KINGDOM	LB 170888	93097	600142	269696		
318 DENMARK			2948	1158		
335 GERMANY W	1227	459	23422	13458		
344 ITALY	980	460	1555	1459		
354 NETHRLNDS	2028	369	19215	7028		
360 ISRAEL			20979	8193		
375 SWEDEN			1091	372		
376 SWITZRLND	1548	1498	8019	5155		
389 IRELAND			5756	2221		
400 U STATES	22753	10667	98913	40719		
	199424	106550	782040	349459		
CONFECTIONERY CHOCOLATE N O P						240
100 U KINGDOM	LB 194530	83735	403590	164295		
305 AUSTRIA	239	318	1351	1406		
306 BELGIUM			955	467		
317 CZECHO S	7208	5303	8697	6907		
318 DENMARK			1445	578		
327 FRANCE	2900	876	2900	876		
335 GERMANY W	79888	39788	96840	47990		
344 ITALY	1126	1907	1126	1907		
354 NETHRLNDS	6361	2707	27613	16999		
376 SWITZRLND	8895	5114	18413	10738		
400 U STATES	54341	19789	194722	56326		
	355488	159537	757652	308489		
OTHER CONFECTIONS SWEETENED					242	
100 U KINGDOM	LB 9445	3247	32746	9444		
231 HONG KONG	1300	213	3124	478		
306 BELGIUM			2257	402		
318 DENMARK	4000	1248	6800	2718		
327 FRANCE	220	71	2425	386		
335 GERMANY W			1467	1756		
344 ITALY	5973	3579	5973	3579		

IMPORTS INTO CANADA FOR CONSUMPTION

Articles and Countries from which Imported	MONTH OF MARCH 1956		THREE MONTHS ENDED MARCH 1956		Class Number
	Quantities	Values (\$)	Quantities	Values (\$)	
354 NETHRLNDS	6914	949	38382	4881	243
400 U STATES	266772	86371	663140	194439	
FRUITS PEELS CANDIED	294624	95678	756314	218083	
231 HONG KONG	LB 1060	372	1260	457	243
327 FRANCE	15980	3463	69356	14673	
344 ITALY			38656	7024	
366 PORTUGAL			110	61	
400 U STATES	26000	9904	61612	24061	
GINGER PRESERVED	43040	13739	170994	46276	
100 U KINGDOM	LB 360	161	666	379	244
231 HONG KONG	1452	373	26748	4889	
347 JAPAN	250	68	500	125	
	2062	602	27914	5393	
SUGAR CANDY CONFECTIONERY NOP	LB 615089	122809	2202740	456462	246
100 U KINGDOM			2383	315	
224 JAMAICA			6979	2801	
231 HONG KONG	3114	1094	5524	1866	
305 AUSTRIA	1565	630	5257	1284	
306 BELGIUM			18052	5371	
318 DENMARK	4547	1501	7576	2730	
327 FRANCE	478	520	15741	6046	
325 GERMANY W	8649	2885	175	54	
336 GREECE			13731	8749	
344 ITALY	10413	6466	1808	577	
347 JAPAN	1688	517	78923	14818	
354 NETHRLNDS	28599	3717	22760	5231	
360 ISRAEL	2400	400	71290	7334	
365 POLAND	52304	5184	1270	419	
376 SWITZRLND	1270	419	1392887	296981	
400 U STATES	586080	121388	3847096	811038	
BUBBLE GUM	1316196	267530			
100 U KINGDOM	LB 750	312	1716	421	247
318 DENMARK			3539	1057	
354 NETHRLNDS			453	408	
400 U STATES	11615	3232	78945	20209	
CHEWING GUM N O P	12365	3544	84653	22095	
100 U KINGDOM	LB 784	178	2240	536	249
318 DENMARK			2400	512	
354 NETHRLNDS	1981	592	1981	592	
400 U STATES	25170	5921	46622	11929	
	27935	6691	53243	13569	
GLUCOSE AND SYRUP CORN SYRUP	CWT 228	1471	228	1471	251
100 U KINGDOM			22	219	
354 NETHRLNDS	11	94	18468	145940	
400 U STATES	6051	50210	18718	147630	
MOLASSES OF CANE NOP	6290	51775			
225 TRINIDAD	GAL 104000	9360	206400	18576	252
383 HAWAII			5777	1031	
384 P RICO			705860	72055	
400 U STATES	166160	30796	562105	99236	
	270160	40156	1480142	190898	
LIQUID OR INVERT SUGAR	CWT 100		129	760	254
100 U KINGDOM			155	1289	
400 U STATES			284	2049	
MOLASSES FOR HUMAN CONSUMPTION	GAL 120000	62768	437666	230183	255
223 BARBADOS			29898	21502	
400 U STATES	13456	9044	467564	251685	
SYRUPS OF CANE OR BEET NOP	133456	71812			
100 U KINGDOM	GAL 3336	3763	6533	7314	256
354 NETHRLNDS	34	58	34	58	
400 U STATES	85	178	1826	3887	
	3455	3999	8393	11259	
SUGAR RAW IMPORTED BY REFINERS	CWT 67265	265780	397866	1561904	262
204 MAURITIUS			235322	973406	
221 B GUIANA	67200	272244	44800	177608	
223 BARBADOS	44800	177608	335955	1347689	
224 JAMAICA	113035	459993	98560	334808	
234 AUSTRALIA	49280	166115	449733	2054947	
235 FIJI	160660	734564	101172	348839	
316 CUBA					
	502240	2076304	1663408	6799201	
SUGAR RAW N O P	CWT 2868	11917	9676	39984	263
224 JAMAICA	2007	8472	3568	14632	
	4875	20389	13244	54616	
SUGAR REFINED	CWT 560	2777	560	2777	264
100 U KINGDOM			94	1428	
400 U STATES	60	896	654	4205	
	620	3673			
SUGAR AND SYRUP MAPLE	LB 1000	783	2000	1566	265
400 U STATES					
	1000	783	2000	1566	
COCOA BEANS NOT ROASTED	CWT 560	13849	1232	31000	271
217 CEYLON			5037	132351	
224 JAMAICA	1284	32907	900	24385	
225 TRINIDAD	900	24385	230	8090	
228 LEEW WIND	220	7800	3442	103457	
309 BRAZIL	2479	68776	1732	52232	
321 ECUADOR	290	7683			

IMPORTS INTO CANADA FOR CONSUMPTION


Articles and Countries from which Imported	MONTH OF MARCH 1956		THREE MONTHS ENDED MARCH 1956		Class Number	
	Quantities	Values (\$)	Quantities	Values (\$)		
328 FR AFRICA	2207	68976	2207	68976	273	
387 VENEZUELA	1604	42093	1897	51161		
400 U STATES	7035	200325	35397	1084761		
COCOA BUTTER	16579	466794	52074	1556413		
100 U KINGDOM	26880	14784	26880	14784	273	
224 JAMAICA			56786	23451		
309 BRAZIL	110230	55889	137832	65550		
327 FRANCE			143133	80730		
354 NETHRLNDS	33000	16285	166374	88230		
400 U STATES	22346	10631	257068	132013		
COCOA PASTE NDT SWEETENED	192456	97589	788073	404758		
100 U KINGDOM	108752	42165	164712	64917	274	
309 BRAZIL	33069	7771	77161	19124		
354 NETHRLNDS	33200	12271	152640	57546		
400 U STATES	30182	8784	89265	30824		
COCOA PASTE SWEETENED	205203	70991	483778	172411		
100 U KINGDOM	2100	519	2100	519	275	
354 NETHRLNDS			1992	604		
400 U STATES	6750	2849	25950	11172		
COCOA OR CHOCOLATE POWDER	8850	3368	30042	12295		
100 U KINGDOM			26032	10891	276	
327 FRANCE	22046	5850	37478	10172		
354 NETHRLNDS	115475	35993	440346	150279		
400 U STATES	154500	66825	544163	239092		
COCOA AND CHOCOLATE PREPS NOP	292021	108668	1048019	410434		
100 U KINGDOM	6904	3012	58299	21169	277	
306 BELGIUM	1529	650	1529	650		
318 DENMARK			2156	984		
327 FRANCE			8254	2360		
335 GERMANY W	350	131	604	243		
354 NETHRLNDS	15660	3558	26412	5803		
389 IRELAND	10048	3974	50048	9848		
400 U STATES	52731	11313	134516	27614		
CHICORY	87222	22638	281818	68671		
100 U KINGDOM	5007	1865	5007	1865		282
306 BELGIUM	4410	402	15200	1168		
354 NETHRLNDS	8960	878	16240	1550		
400 U STATES	15923	5764	32518	11376		
COFFEE GREEN	34300	8909	68965	15959		
100 U KINGDOM	6600	3993	6600	3993	283	
202 ADEN	17218	9470	21627	11764		
203 B E AFR	1786405	810434	2879236	1261327		
207 UN SO AFR	34819	20104	34819	20104		
224 JAMAICA	9350	4878	95150	55127		
225 TRINIDAD	28700	8343	68700	21715		
303 ARABIA	8800	5456	8800	5456		
307 BEL CONGO			202221	90146		
309 BRAZIL	4413711	2234210	12256884	6113813		
314 COLOMBIA	2372225	1670754	8276365	5463998		
315 C RICA	80460	50975	105666	67122		
316 CUBA	3803	2491	3803	2491		
320 DOM REP	370312	204122	942275	506379		
321 ECUADOR	13228	5727	86635	36844		
323 EL SALVD	92378	52175	270840	147102		
325 ETHIOPIA			32921	26790		
333 MADAGASCR			6571	2037		
337 GUATEMALA	507090	304033	1406851	765996		
338 HAITI	35366	18553	144793	61688		
352 MEXICO	379306	253295	1423768	800269		
383 HAWAII	18729	12127	33848	21304		
384 P RICO			37296	21632		
387 VENEZUELA	45712	32766	142762	95377		
395 PORT W AF	33000	12540	103149	42129		
400 U STATES	222844	75406	868490	340939		
COFFEE ROASTED AND SUBSTITUTES	10480056	5791852	29460070	15985542		
224 JAMAICA	2750	1087	8750	3793		286
400 U STATES	149856	113276	413266	309001		
	152606	114363	422016	312794		
COFFEE EXTRACT OF N O P	2586	995	39973	15832		
100 U KINGDOM			70	145	287	
376 SWITZRLND						
400 U STATES	285618	660108	747081	1643496		
CLOVES UNGROUND	288204	661103	787124	1659473		
203 B E AFR	11200	3904	25900	8529	291	
333 MADAGASCR			12126	3476		
400 U STATES			3314	1472		
GINGER UNGROUND	11200	3904	41340	13477		
100 U KINGDOM	10340	2444	16008	4351	292	
215 INDIA	19658	3730	19658	3730		
224 JAMAICA	2240	1102	2240	1102		
231 HONG KONG			6860	649		
371 THAILAND			5512	1062		
400 U STATES			3902	1472		
MUSTARD GROUND	32238	7276	54180	12366		
100 U KINGDOM	11780	5389	31858	13719	293	

IMPORTS INTO CANADA FOR CONSUMPTION

Articles and Countries from which Imported	MONTH OF MARCH 1956		THREE MONTHS ENDED MARCH 1956		Class Number
	Quantities	Values (\$)	Quantities	Values (\$)	
400 U STATES	1400	245	43344	12519	
NUTMEGS AND MACE UNGROUND	13180	5634	75202	26238	
100 U KINGDOM	LB 12180	7024	30042	24828	294
218 MALAYA	4480	7081	6720	8167	
225 TRINIDAD	2195	1333	2195	1333	
228 LEEW WIND	4129	2556	34673	16360	
400 U STATES			23113	8335	
NUTMEGS AND MACE GROUND	22984	17994	96743	59023	
400 U STATES	LB 799	874	1297	1712	295
PEPPER UNGROUND	799	874	1297	1712	
100 U KINGDOM	LB 18323	4157	32663	8047	296
211 NIGERIA	5682	889	5682	889	
215 INDIA	256716	77144	498912	152452	
218 MALAYA	26880	6652	150325	45275	
219 BEL OTHER	42460	12554	70940	21956	
340 HUNGARY			1126	356	
347 JAPAN	2500	524	9100	2016	
352 MEXICO			2231	1279	
372 SPAIN	2200	549	2200	549	
388 YUGO SLAV	2200	583	2200	583	
400 U STATES	1804	1118	19103	7743	
SPICES N O P UNGROUND	358765	104170	794482	241145	297
100 U KINGDOM	LB 5618	4260	5618	4260	
203 BEL AFR	8831	565	8831	565	
217 CEYLON	1300	1284	1300	1284	
224 JAMAICA	10452	8253	24732	19086	
231 HONG KONG	52147	3875	112080	10408	
313 CHINA			5600	510	
329 INDOCHINA	6380	1974	6380	1974	
352 MEXICO	2206	1390	2206	1390	
355 INDONESIA			15522	2135	
400 U STATES	5523	1098	33253	6335	
GINGER AND SPICES N O P GROUND	92457	22699	215522	47947	298
100 U KINGDOM	LB 2795	1068	6054	2615	
215 INDIA			3110	714	
231 HONG KONG	320	116	320	116	
335 GERMANY W	132	68	4029	1211	
347 JAPAN			1100	492	
354 NETHRLNDS			330	195	
372 SPAIN	15400	3862	139406	37660	
388 YUGO SLAV	4409	1301	4409	1301	
400 U STATES	11813	7919	55353	29227	
TONQUIN BEANS CRUDE	34869	14334	214111	73531	299
VANILLA BEANS CRUDE	LB				300
204 MAURITIUS	559	3472	559	3472	
327 FRANCE			547	3118	
352 MEXICO			1547	12052	
400 U STATES	5390	29873	11649	66124	
SEEDS AROMATIC CRUDE UNGROUND	5949	33345	14302	84766	301
100 U KINGDOM	LB		13800	2072	
215 INDIA	1120	3062	1120	3062	
231 HONG KONG	5600	795	5600	795	
304 ARGENTINA			612	73	
352 MEXICO			612	190	
353 MOROCCO	2182	138	38466	2608	
354 NETHRLNDS	4000	754	19115	2708	
400 U STATES	3984	1320	40990	6736	
TEA BLACK	16886	6069	120315	18244	319
100 U KINGDOM	LB 121271	87421	467051	311357	
203 BEL AFR	148860	87823	417760	242924	
205 RHOD NYAS			1426	467	
215 INDIA	1120222	517153	4222621	2144477	
217 CEYLON	1691715	954645	3813659	2075282	
218 MALAYA	17540	7930	60380	27994	
231 HONG KONG	4926	2867	16787	11260	
307 BEL CONGO			4850	2856	
313 CHINA			1334	464	
347 JAPAN	77200	14835	129675	28342	
354 NETHRLNDS			4385	2400	
355 INDONESIA			48677	29878	
393 TAIWAN	5800	2251	6600	2535	
400 U STATES	11544	6103	18706	11704	
TEA GREEN	3199078	1681028	9213911	4891940	320
231 HONG KONG	LB 105	132	4223	2654	
347 JAPAN	19712	6672	47142	16562	
VINEGAR	19817	6804	51365	19216	341
327 FRANCE	GAL		62	92	
347 JAPAN	149	131	149	131	
400 U STATES	6295	1702	6805	2592	
YEAST IN CAKES AND PACKAGES	6444	1833	7016	2815	352
400 U STATES	LB 1320	720	3992	2330	
YEAST IN BULK	1320	720	3992	2330	353
400 U STATES	LB 2830	844	5220	1329	
	2830	844	5220	1329	

IMPORTS INTO CANADA FOR CONSUMPTION

Articles and Countries from which Imported	MONTH OF MARCH 1956		THREE MONTHS ENDED MARCH 1956		Class Number
	Quantities	Values (\$)	Quantities	Values (\$)	
HOPS					
335 GERMANY W	LB		3774	3875	362
400 U STATES		93660	282330	187708	
		138463			
		138463	286104	191583	
LIQUORICE UNSWEETENED					
100 U KINGDOM	LB	61	216	61	364
400 U STATES		782	94644	18784	
		3376			
		843	94860	18845	
MALT SYRUP AND EXTRACTS					
100 U KINGDOM	LB	9542	121118	16563	365
400 U STATES		10793	334430	61051	
		145280			
		20335	455548	77614	
ESSENCES EXTRACTS N O P					
100 U KINGDOM	GAL		365	3002	367
335 GERMANY W			25	602	
400 U STATES		4322	232	5603	
		174			
		4322	622	9207	
FOODSTUFFS TAR 18A 19 140A 206					
400 U STATES		789		2755	369
		789		2755	
POTATOES FRENCH FRIED FROZEN					
400 U STATES	LB	22817	257975	51748	380
		110038			
		22817	257975	51748	
POTATO CHIPS NOT FROZEN					
400 U STATES	LB	65132	677403	258818	381
		178066			
		65132	677403	258818	
VEGETABLE FOOD PRODUCTS N O P					
100 U KINGDOM		13982		46204	390
231 HONG KONG		4097		7849	
306 BELGIUM				1959	
335 GERMANY W				252	
347 JAPAN		274		612	
354 NETHRLNDS		118		1174	
400 U STATES		174796		426075	
		193267		484125	



IMPORTS INTO CANADA FOR CONSUMPTION

Articles and Countries from which Imported	MONTH OF MARCH 1956		THREE MONTHS ENDED MARCH 1956		Class Number
	Quantities	Values (\$)	Quantities	Values (\$)	
GROUP 1					
AGRICULTURAL PRODUCTS					
B OTHER THAN FOOD					
ALE BEER PORTER AND STOUT	GAL				1501
100 U KINGDOM	12129	15780	33599	44220	
335 GERMANY W	381	554	1981	2875	
347 JAPAN	80	242	344	1030	
354 NETHRLNDS			1146	1044	
	12590	16576	37070	49169	
BRANDY	P GAL				1511
100 U KINGDOM	54	624	268	2123	
207 UN SO AFR	7087	20030	16257	46733	
232 MALTA	348	1617	925	4444	
234 AUSTRALIA	2588	8385	10522	34948	
318 DENMARK			55	301	
327 FRANCE	8900	77965	34324	286018	
336 GREECE	141	1264	315	2752	
344 ITALY			299	2525	
360 ISRAEL	187	2977	257	4061	
366 PORTUGAL	1633	6332	3993	16988	
372 SPAIN	208	1296	851	5051	
388 YUGO SLAV			140	838	
	21146	120490	68206	406782	
CORDIALS AND LIQUEURS N O P	P GAL				1512
100 U KINGDOM	648	8578	2759	36516	
225 TRINIDAD	7	176	20	436	
231 HONG KONG	12	257	12	257	
313 CHINA			36	875	
318 DENMARK	215	3618	777	12879	
327 FRANCE	1547	16392	7686	86791	
344 ITALY			66	681	
354 NETHRLNDS	546	5209	2912	28925	
359 NORWAY	42	198	172	845	
375 SWEDEN	35	118	104	538	
376 SWITZRLND	34	595	34	595	
384 P RICO			185	958	
389 IRELAND			13	154	
400 U STATES	29	775	100	2282	
	3115	35916	14876	172732	
GIN	P GAL				1513
100 U KINGDOM	4463	23368	15669	82865	
354 NETHRLNDS	166	657	1073	4190	
	4629	24025	16742	87055	
RUM	P GAL				1514
100 U KINGDOM	14788	59521	56024	215585	
221 B GUIANA	54545	73449	90582	120393	
223 BARBADOS	3835	10700	17241	60202	
224 JAMAICA	35074	69039	46650	104415	
225 TRINIDAD	2828	12697	8164	38434	
234 AUSTRALIA			104	387	
316 CUBA	429	5617	1367	15944	
327 FRANCE	56	424	112	848	
338 HAITI	315	2320	808	52719	
384 P RICO	2092	15461	9787	72719	
	113962	249228	230839	634832	
WHISKY	P GAL				1515
100 U KINGDOM	47677	377469	141801	1134793	
389 IRELAND	34	259	101	787	
400 U STATES	119834	208864	283717	429934	
	167545	586592	425619	1565514	
ABSINTHE ALCOHOLIC LIQUORS NOP	P GAL				1516
100 U KINGDOM			64	405	
			64	405	
WINES NON SPARKLING	GAL				1530
100 U KINGDOM	4498	21226	21731	96353	
207 UN SO AFR	12492	19684	32627	51824	
232 MALTA	70	301	3376	5273	
234 AUSTRALIA	13298	29600	53531	107306	
327 FRANCE	19414	68460	70098	241720	
328 FR AFRICA	1782	2390	8177	11216	
335 GERMANY W	896	4056	4563	23494	
336 GREECE	1479	1646	4273	4929	
340 HUNGARY			347	1305	
344 ITALY	12854	40192	38451	117912	
347 JAPAN	80	242	884	3017	
354 NETHRLNDS			198	917	
360 ISRAEL	1070	4246	1768	6897	
366 PORTUGAL	8977	15069	41572	67636	
367 AZORES	70	283	636	2571	
372 SPAIN	4149	12005	15716	44047	
376 SWITZRLND	298	1209	496	1982	
389 IRELAND			1406	7170	
400 U STATES	8796	27269	15613	48083	
	90223	247878	315463	843652	
WINES SPARKLING	GAL				1560
234 AUSTRALIA	20	107	88	500	
306 BELGIUM	6	91	6	91	
327 FRANCE	1634	18080	6876	81293	

IMPORTS INTO CANADA FOR CONSUMPTION

Articles and Countries from which Imported	MONTH OF MARCH 1956		THREE MONTHS ENDED MARCH 1956		Class Number
	Quantities	Values (\$)	Quantities	Values (\$)	
335 GERMANY W	58	449	168	881	
344 ITALY	70	315	400	1865	
354 NETHRLNDS			30	435	
400 U STATES	24	283	24	283	
	1812	19325	7592	85348	
GUMS AMBER AND ARABIC	LB				1571
396 SUDAN	100	56	6733	1119	
400 U STATES	41934	10240	107248	27034	
	42034	10296	113981	28153	
GUMS AUSTL COPAL DAMAR ETC	CWT				1572
218 MALAYA			64	1507	
400 U STATES	206	6223	520	13919	
	206	6223	584	15426	
GUMS BARBERRY ELEMI GEDDA ETC	CWT				1573
100 U KINGDOM	1	110	44	2472	
215 INDIA			80	3186	
347 JAPAN			3	63	
354 NETHRLNDS			30	735	
376 SWITZRLND	22	948	22	948	
400 U STATES	559	28065	892	46604	
	582	29123	1071	54008	
BURGUNDY PITCH	LB				1575
400 U STATES	4294	628	34159	4884	
	4294	628	34159	4884	
CHICLE OR SAPPATO GUM CRUDE	LB				1576
400 U STATES	2600	975	83602	26888	
	2600	975	83602	26888	
SHELLAC BLEACHED	CWT				1577
215 INDIA	16	1024	16	1024	
400 U STATES	70	4392	315	19551	
	86	5416	331	20575	
DRAGONS BLOOD	LB				1578
LAC CRUDE SEED STICK AND SHELL	CWT				1579
100 U KINGDOM	20	948	136	6701	
215 INDIA	680	24827	1657	66455	
371 THAILAND	4320	135369	9106	274146	
400 U STATES	655	23790	2231	81888	
	5675	184934	13130	429190	
RESIN OR ROSIN	CWT				1580
327 FRANCE			22	149	
400 U STATES	30068	214663	82945	580214	
	30068	214663	82967	580363	
ROSIN SIZING	CWT				1581
400 U STATES	9617	99741	31469	328444	
	9617	99741	31469	328444	
WAX SEALING					1582
100 U KINGDOM		213		309	
400 U STATES		705		1219	
		918		1528	
GUMS AND BLENDS N O P	LB				1583
100 U KINGDOM	65057	18488	104607	30066	
400 U STATES	239773	80695	679055	264263	
	304830	99183	783662	294329	
TALL OIL AND TALL OIL PITCH	CWT				1584
400 U STATES	7258	46828	18046	119608	
	7258	46828	18046	119608	
COTTON SEED CAKE AND MEAL	CWT				1591
400 U STATES			3000	9834	
			3000	9834	
LINSEED OIL CAKE AND MEAL	CWT				1592
400 U STATES	29429	92500	87391	271107	
	29429	92500	87391	271107	
PALM NUT CAKE AND MEAL	CWT				1593
SOYA BEAN OIL CAKE AND MEAL	CWT				1594
400 U STATES	315390	821150	1045750	2744668	
	315390	821150	1045750	2744668	
SOYA BEAN FLOUR	CWT				1595
335 GERMANY W			67	904	
400 U STATES	3461	17914	8286	56218	
	3461	17914	8353	57122	
PEANUT OIL CAKE AND MEAL	CWT				1596
CASTOR OIL NOT EDIBLE	CWT				1601
100 U KINGDOM			42	1191	
309 BRAZIL	912	13674	2180	30466	
400 U STATES	388	9142	1371	27980	
	1300	22816	3593	59637	
CHINAWOOD OIL NOT EDIBLE	CWT				1602
304 ARGENTINA	1212	31144	1212	31144	
313 CHINA			224	4832	
400 U STATES			5	165	
	1212	31144	1441	36141	
COCONUT OIL NOT EDIBLE	CWT				1603
217 CEYLON	7916	82394	53238	543079	
400 U STATES	8	183	601	6515	
	7924	82577	53839	549594	
COTTON SEED OIL NOT EDIBLE	CWT				1605
400 U STATES	26086	365326	99063	1202642	
	26086	365326	99063	1202642	
ESSENTIAL OIL N O P	LB				1606
100 U KINGDOM	13	103	2073	6462	
225 TRINIDAD			1088	4140	
228 LEEW WIND			210	1013	

IMPORTS INTO CANADA FOR CONSUMPTION

Articles and Countries from which Imported	MONTH OF MARCH 1956		THREE MONTHS ENDED MARCH 1956		Class Number
	Quantities	Values (\$)	Quantities	Values (\$)	
234 AUSTRALIA	224	1167	224	1167	
309 BRAZIL			1488	908	
327 FRANCE	303	9658	3025	29026	
335 GERMANY W			910	513	
338 HAITI	78	305	1381	5135	
352 MEXICO	53	185	823	2894	
354 NETHRLNDS	1700	5039	5238	11021	
372 SPAIN			2400	9270	
376 SWITZRLND	80	1348	1153	12113	
400 U STATES	84566	261845	221651	749737	
	87017	279650	241664	833399	
EUCALYPTUS OIL	LB				1607
234 AUSTRALIA			424	289	
400 U STATES			190	2068	
			614	2357	
FLAXSEED OR LINSEED OIL	CWT				1608
400 U STATES	1684	24283	3865	54289	
	1684	24283	3865	54289	
FOOTS OF COTTON SEED OR OLIVES	CWT				1609
400 U STATES	121	1808	815	11499	
	121	1808	815	11499	
OLIVE OIL FOR MANUFACTURING	CWT				1610
PALM AND PALM KERNEL OIL	CWT				1611
100 U KINGDOM	2243	25100	4488	50591	
218 MALAYA	28871	293143	73876	770480	
307 BEL CONGO			9804	83668	
400 U STATES	1090	12312	3546	40485	
	32204	330555	91714	945224	
PEANUT OIL	CWT				1613
100 U KINGDOM			3582	55335	
400 U STATES	106	3427	106	3427	
	106	3427	3688	58762	
PEPPERMINT OIL	LB				1614
234 AUSTRALIA			112	466	
347 JAPAN			300	1693	
400 U STATES	10420	59667	20948	126450	
	10420	59667	21360	128609	
PERILLA OIL	CWT				1615
RESIN OIL	CWT				1617
400 U STATES	816	5437	2417	19329	
	816	5437	2417	19329	
SESAME SEED OIL	CWT				1618
231 HONG KONG			6	78	
400 U STATES			14	498	
			20	576	
SOYA BEAN OIL FOR MANUFACTURE	CWT				1619
400 U STATES	7897	111873	22971	298215	
	7897	111873	22971	298215	
VEGETABLE OIL N O P NOT EDIBLE	CWT				1620
100 U KINGDOM			55	1622	
400 U STATES	12446	190249	38447	469247	
	12446	190249	38502	470869	
RAPE SEED OIL	CWT				1621
100 U KINGDOM	20	502	80	2008	
400 U STATES			74	1435	
	20	502	154	3443	
CASHEW NUT SHELL OIL	CWT				1622
400 U STATES			298	4428	
			298	4428	
OITICICA OIL	CWT				1623
309 BRAZIL	446	7126	640	10198	
400 U STATES			691	9114	
	446	7126	1331	19312	
SUNFLOWER SEED OIL	CWT				1624
VEGETABLE OILS FOR TEXTILES	CWT				1625
100 U KINGDOM			1	51	
376 SWITZRLND		64	2	64	
400 U STATES	1974	40784	5692	114410	
	1976	40848	5695	114525	
LEMON OIL AND ORANGE OIL	LB				1626
224 JAMAICA	1000	1122	4700	5005	
309 BRAZIL			2024	2024	
335 GERMANY W			2037	2949	
344 ITALY			685	1735	
354 NETHRLNDS	3550	13926	7130	29672	
376 SWITZRLND			95	2315	
400 U STATES	7899	19964	32189	89746	
	12449	35012	48860	133446	
SPEARMINT OIL	LB				1627
400 U STATES	2956	13500	9059	44342	
	2956	13500	9059	44342	
ROSE BUSHES NOP	NO				1646
100 U KINGDOM	127	87	127	87	
306 BELGIUM			8044	1296	
318 DENMARK	2680	980	2680	980	
327 FRANCE	2400	466	3610	1270	
335 GERMANY W			13725	1984	
354 NETHRLNDS	40313	7923	182831	39139	
400 U STATES	107935	42647	277525	110739	
	153455	52103	488542	155495	
BUSHES ROOTS AND VINES N O P	NO				1647
354 NETHRLNDS			400	66	
400 U STATES	196270	7638	211230	10263	
	196270	7638	211630	10329	

IMPORTS INTO CANADA FOR CONSUMPTION

Articles and Countries from which Imported	MONTH OF MARCH 1956		THREE MONTHS ENDED MARCH 1956		Class Number
	Quantities	Values (\$)	Quantities	Values (\$)	
APPLE TREES N O P					
354 NETHRLNDS	NO	420	210		1651
400 U STATES		470	507	820	410
		890	717	2480	1480
PEACH TREES AND JUNE BUDS NOP					
400 U STATES	NO	17148	5397	22176	7451
		17148	5397	22176	7451
FRUIT TREES N O P					
400 U STATES	NO	4044	3430	5444	4269
		4044	3430	5444	4269
AZALEAS RHODODENDRONS ETC					
100 U KINGDOM			493		2651
207 UN SD AFR			2740		2740
220 BERMUDA					781
231 HONG KONG			560		2016
306 BELGIUM			1327		20675
327 FRANCE			274		384
335 GERMANY W					1394
347 JAPAN			1870		4026
354 NETHRLNDS			23163		55360
384 P RICO			168		168
400 U STATES			43083		108048
			73678		198243
PALMS FERNS FICUS CANNAS ETC					
354 NETHRLNDS			6477		10247
400 U STATES			3089		3664
			9566		13911
TULIP BULBS					
					1664
GLADIOLI BULBS					
347 JAPAN					113
354 NETHRLNDS			26310		34621
400 U STATES			2346		5666
			28656		40400
FLOWERS AND FOLIAGE CUT					
100 U KINGDOM					291
220 BERMUDA			1841		1841
327 FRANCE					362
335 GERMANY W					3259
354 NETHRLNDS					95
383 HAWAII					182
400 U STATES			155518		458831
			157359		464861
TREES SEEDLING STOCK					
100 U KINGDOM			1834		3944
306 BELGIUM			540		2762
327 FRANCE			2428		2428
354 NETHRLNDS			5528		29380
400 U STATES			3483		3800
			13813		42314
FLORIST OR NURSERY STOCK N O P					
100 U KINGDOM			1390		1779
306 BELGIUM			947		1685
327 FRANCE			93		2887
335 GERMANY W			1656		1726
347 JAPAN			2640		6126
354 NETHRLNDS			31405		98322
400 U STATES			47123		93780
			85254		206305
LATEX NATURAL OR SYNTHETIC	LB				
100 U KINGDOM				55870	23008
218 MALAYA				11200	5586
400 U STATES		957865	407109	3118438	1422636
		957865	407109	3185508	1451230
BALATA CRUOE	LB				
309 BRAZIL				1511	650
400 U STATES		390	195	790	1555
		390	195	2301	2205
GUTTA PERCHA UNMANUFACTURED	LB				
100 U KINGDOM				250	812
400 U STATES		600	2082	1200	4164
		600	2082	1450	4976
RUBBER CRUOE CAOUTCHOUC	LB				
100 U KINGDOM		17920	8778	216046	90339
211 NIGERIA		224000	57818	224000	57818
217 CEYLON		313800	108977	1198600	415456
218 MALAYA		5920670	2146749	18847455	6795655
219 BEI OTHER		22410	9302	44813	19809
329 INODCHINA		33841	9768	33841	9768
355 INOONESIA		11340	3167	660899	186814
400 U STATES		158939	54159	1926381	720906
		6702920	2398718	23152035	8296565
COMB BLANKS OF HARD RUBBER					
305 AUSTRIA			240		798
335 GERMANY W					380
400 U STATES					462
			240		1640
RUBBER POWDERED WASTE OR JUNK	CWT				
100 U KINGDOM		10	259	310	2275
218 MALAYA				112	5149
400 U STATES		4341	32747	11135	92204
		4351	33006	11557	99628
RUBBER RECOVERED	CWT				
100 U KINGDOM		340	3063	1860	15810
400 U STATES		22199	201583	67280	624874
		22539	204646	69140	640684

IMPORTS INTO CANADA FOR CONSUMPTION

Articles and Countries from which Imported	MONTH OF MARCH 1956		THREE MONTHS ENDED MARCH 1956		Class Number
	Quantities	Values (\$)	Quantities	Values (\$)	
RUBBER SUBSTITUTE OR SYNTHETIC 400 U STATES	CWT 14210	442795	44994	1366975	1689
RUBBER THREAD NOT COVERED 100 U KINGDOM 400 U STATES	LB 123 15032 15155	177 26139 26316	2442 39600 42042	3160 70415 73575	1690
HARD RUBBER STRIP SHEET ROD 100 U KINGDOM 400 U STATES	LB 4505 4505	6042 6042	23267 14880 38147	8447 20825 29272	1691
CONVEYOR BELTING OF RUBBER 100 U KINGDOM 306 BELGIUM 400 U STATES		13916 2626 13051 29593		32324 2626 32537 67487	1699
BATHING SHOES RUBBER 400 U STATES	PAIR		5778 5778	3559 3559	1700
BELTING RUBBER 100 U KINGDOM 335 GERMANY W 347 JAPAN 354 NETHRLNDS 400 U STATES		929 39477 40406		7319 399 3052 1014 124024 135808	1701
CANVAS SHOES RUBBER SOLES 100 U KINGDOM 215 INDIA 231 HONG KONG 344 ITALY 347 JAPAN 400 U STATES	PAIR 12445 124268 172554 262 19560 891 329980	5986 70675 101763 551 9631 1072 189678	22626 224313 828148 262 24240 3638 1103227	10682 114106 425367 551 13585 3376 567667	1702
BOOTS AND SHOES RUBBER N O P 100 U KINGDOM 231 HONG KONG 309 BRAZIL 317 CZECHO S 327 FRANCE 335 GERMANY W 347 JAPAN 354 NETHRLNDS 365 POLAND 376 SWITZRLND 400 U STATES	PAIR 27596 11040 50 6064 239 10000 500 1234 56723	42766 10165 115 6872 798 5583 1757 6441 74497	120318 35868 50 55881 1450 75 10000 1298 8400 250 11755 245345	192816 32101 115 58560 4821 435 5583 2542 6642 834 20092 324541	1703
CEMENT RUBBER 100 U KINGDOM 335 GERMANY W 400 U STATES		86 136224 136310		1748 482 290958 293188	1704
CLOTHING RUBBER N O P 100 U KINGDOM 359 NORWAY 400 U STATES		2598 755 13070 16423		6896 2134 30627 39657	1705
GLOVES RUBBER 100 U KINGDOM 317 CZECHO S 335 GERMANY W 400 U STATES	DZ PR 1669	5121	3342 78 360 11922 15702	11389 95 442 72397 84323	1706
GOLF BALLS 100 U KINGDOM 347 JAPAN 400 U STATES	DOZ 7239 100 1798 9137	23612 260 9709 33581	13254 200 5123 18577	42994 535 28167 71696	1707
HEELS RUBBER 100 U KINGDOM 400 U STATES	PAIR 47149 47149	4215 4215	3888 278950 282838	458 21934 22392	1708
HOSE RUBBER OR RUBBER LINED 100 U KINGDOM 335 GERMANY W 354 NETHRLNDS 400 U STATES		5163 713 72 245947 251895		16310 2233 72 627420 646035	1709
WATER BOTTLES RUBBER 100 U KINGDOM 305 AUSTRIA 317 CZECHO S 335 GERMANY W 400 U STATES		470 751 476 1697		6664 680 1364 751 2811 12270	1710
MATERIALS FOR SEALING COMPOUND 400 U STATES		9647 9647		28378 28378	1711
MATS AND MATTING RUBBER 100 U KINGDOM 327 FRANCE 335 GERMANY W 354 NETHRLNDS 400 U STATES		570 1120 129 733 131409 133961		2576 1120 2109 5069 276021 286895	1712

IMPORTS INTO CANADA FOR CONSUMPTION

Articles and Countries from which Imported	MONTH OF MARCH 1956		THREE MONTHS ENDED MARCH 1956		Class Number
	Quantities	Values (\$)	Quantities	Values (\$)	
PACKING RUBBER					1713
100 U KINGDOM				5501	
335 GERMANY W		726		1190	
375 SWEDEN		202		746	
400 U STATES		39037		100910	
		39965		108347	
RAINCOATS RUBBER					1714
NO					
100 U KINGDOM	39	649	39	649	
400 U STATES	11	124	11	124	
	50	773	50	773	
TIRES BICYCLE AND MOTORCYCLE					1715
NO					
100 U KINGDOM	8266	9963	12082	15362	
306 BELGIUM	300	214	1800	1196	
317 CZECHO S			3300	1473	
335 GERMANY W			1700	1179	
354 NETHRLNOS	10230	5658	15605	8592	
375 SWEDEN	1200	810	2200	1498	
400 U STATES	350	519	2842	3663	
	20346	17164	39529	32963	
TIRE CASINGS N O P					1716
NO					
100 U KINGDOM	698	11991	1335	55737	
327 FRANCE	1121	112549	2027	202544	
335 GERMANY W			86	1851	
347 JAPAN	127	5533	147	6473	
375 SWEDEN	700	1539	6700	13280	
400 U STATES	15599	513868	74593	1507792	
	18245	645480	84888	1787677	
TIRES INNER TUBES N O P					1717
NO					
100 U KINGDOM	1010	2693	1010	2693	
327 FRANCE	758	3900	1040	9084	
347 JAPAN	62	234	62	234	
375 SWEDEN	900	547	6900	3784	
400 U STATES	7816	24018	25875	76610	
	10546	31392	34887	92405	
TIRES SOLIO AUTOMOBILE					1718
NO					
400 U STATES	240	5077	323	7542	
	240	5077	323	7542	
TIRES SOLIO RUBBER N O P					1719
100 U KINGDOM		1034		4724	
400 U STATES		19446		43970	
		20480		48694	
MANUFACTURES OF RUBBER N O P					1720
100 U KINGDOM		21296		87809	
218 MALAYA		14339		44428	
305 AUSTRIA				187	
306 BELGIUM				4462	
317 CZECHO S				92	
318 OENMARK				161	
327 FRANCE		103		473	
335 GERMANY W		3148		8014	
347 JAPAN		1340		2732	
354 NETHRLNOS		501		789	
375 SWEDEN				270	
376 SWITZRLNO		72		72	
400 U STATES		593285		1557369	
		634084		1706858	
TIRES INNER TUBES BICYCLE					1721
NO					
100 U KINGDOM	5778	2779	10789	5739	
335 GERMANY W			7500	2465	
347 JAPAN	3400	676	5850	1201	
354 NETHRLNOS	17270	4225	39470	10015	
375 SWEDEN	1200	422	2200	754	
400 U STATES	1054	616	1606	1021	
	28702	8718	67415	21195	
GASKETS AND WASHERS RUBBER					1722
100 U KINGDOM		433		2110	
335 GERMANY W				209	
400 U STATES		138837		388177	
		139270		390496	
ORUGGISTS SUNORIES RUBBER					1723
100 U KINGDOM		6180		11838	
305 AUSTRIA				284	
317 CZECHO S				177	
327 FRANCE		928		928	
335 GERMANY W		642		1386	
347 JAPAN				1254	
400 U STATES		80934		231523	
		88684		247390	
TIRE REPAIR MATERIAL OF RUBBER					1724
100 U KINGDOM		1065		3583	
327 FRANCE		152		152	
335 GERMANY W		4653		18515	
400 U STATES		52876		152291	
		58746		174541	
NURSING NIPPLES RUBBER					1725
GROSS					
100 U KINGDOM	655	3147	655	3147	
400 U STATES	752	7998	1774	20367	
	1407	11145	2429	23514	
FLOORING AND TILE OF RUBBER					1726
SQ YD					
100 U KINGDOM	164	351	572	1437	
400 U STATES	12188	20708	42719	76769	
	12352	21059	43291	78206	
V BELTS CHIEFLY OF RUBBER					1727
100 U KINGDOM		1462		5700	
317 CZECHO S				1527	
335 GERMANY W				232	

IMPORTS INTO CANADA FOR CONSUMPTION


Articles and Countries from which Imported	MONTH OF MARCH 1956		THREE MONTHS ENDED MARCH 1956		Class Number
	Quantities	Values (\$)	Quantities	Values (\$)	
344 ITALY				222	
347 JAPAN		140		1956	
375 SWEDEN				184	
400 U STATES		89371		310104	
		90973		319925	
SOLES SOLING MATERIALS RUBBER					1728
100 U KINGDOM				87	
217 CEYLON		1972		6319	
335 GERMANY W		1866		1866	
400 U STATES		13560		63293	
		17398		71565	
AUTOMOTIVE PARTS OF RUBBER NOP					1729
100 U KINGDOM		782		3590	
335 GERMANY W				5583	
400 U STATES		193774		425349	
		194556		434522	
WEATHERSTRIPPING OF RUBBER					1730
100 U KINGDOM				125	
400 U STATES		163203		303210	
		163203		303335	
TIRES PNEUM USED EXCEPT SCRAP	NO				1731
400 U STATES	24017	45631	47571	95967	
	24017	45631	47571	95967	
ANNATD SEED	LB				1741
SUGAR BEET SEED	LB				1744
335 GERMANY W	60000	29277	60000	29277	
354 NETHRLNDS			330	90	
400 U STATES	90100	14950	90100	14950	
	150100	44227	150430	44317	
SEEDS FOR BLENDING	LB				1746
215 INDIA			2304	334	
234 AUSTRALIA	28763	4099	28763	4099	
304 ARGENTINA	110221	10934	172821	19099	
400 U STATES	37260	4404	139823	17077	
	176244	19437	343711	40609	
COTTON SEED	CWT				1747
CLOVER SEED	LB				1750
100 U KINGDOM	1024389	246033	2315072	550720	
236 NEW ZEAL	6270	3698	49667	27649	
318 DENMARK			1600	864	
327 FRANCE	218	103	238321	57024	
340 HUNGARY			31584	5993	
375 SWEDEN	100	63	100	63	
400 U STATES	352052	140269	1366530	397160	
	1383029	390166	4002874	1039473	
FLAX SEED	BUSH				1751
400 U STATES	261493	871942	711351	2266390	
	261493	871942	711351	2266390	
BENT GRASS SEED	LB				1753
236 NEW ZEAL	11252	5917	41129	24249	
400 U STATES	50640	29236	94002	52065	
	61892	35153	135131	76314	
GRASS SEED TIMOTHY	LB				1754
GRASS SEED N O P	LB				1755
100 U KINGDOM	22200	5062	73904	18104	
236 NEW ZEAL	6580	2389	22873	10043	
318 DENMARK	72533	12855	305346	62483	
354 NETHRLNDS			23810	10003	
375 SWEDEN	396	953	11419	4106	
400 U STATES	373165	35245	1605357	219293	
	474874	56504	2042709	324032	
MILLET AND RAPE SEED	LB				1756
100 U KINGDOM	2000	229	5120	1002	
234 AUSTRALIA	32872	1021	44267	1418	
400 U STATES	144400	5727	248346	11276	
	179272	6977	297733	13696	
MUSHROOM SPAWN					1757
400 U STATES		4884		18450	
		4884		18450	
PEAS AND BEANS SEED	U KINGDOM				1758
100 U KINGDOM	8950	1074	9462	1606	
236 NEW ZEAL	14850	2094	14850	2094	
	23800	3168	24312	3700	
SEED POTATOES	CWT				1759
400 U STATES	22248	55609	52371	119682	
	22248	55609	52371	119682	
SEEDS 5 DOLLARS OR OVER PER LB					1762
100 U KINGDOM				96	
318 DENMARK				408	
335 GERMANY W				431	
347 JAPAN				645	
354 NETHRLNDS		2082		4577	
400 U STATES		2692		22390	
		4774		28547	
GARDEN FIELD ROOT SEEDS N O P					1766
100 U KINGDOM		3390		9671	
215 INDIA		858		858	
231 HONG KONG		3948		9600	
318 DENMARK		351		1483	
327 FRANCE		199		867	
328 FR AFRICA				171	
335 GERMANY W				170	
354 NETHRLNDS		6989		24354	
358 NICARAGUA		12539		12539	

IMPORTS INTO CANADA FOR CONSUMPTION

Articles and Countries from which Imported	MONTH OF MARCH 1956		THREE MONTHS ENDED MARCH 1956		Class Number
	Quantities	Values (\$)	Quantities	Values (\$)	
400 U STATES		63779		291120	
TOBACCO TURKISH UNSTEMMED	LB	92053		350833	1776
336 GREECE		5630	14081	13725	
379 TURKEY		17022	73086	57971	
400 U STATES			1611	1696	
		22652	88778	73392	
TOBACCO TURKISH STEMMED	LB				1777
TOBACCO FLUE CURED UNSTEMMED	LB				1778
400 U STATES		897	2726	2660	
		897	2726	2660	
CIGAR LEAF UNSTEMMED	LB				1779
316 CUBA		2350	5383	13849	
400 U STATES		47166	135167	423242	
		49516	140550	437091	
TOBACCO N O P UNSTEMMED	LB				1780
392 SYRIA		3657	12179	3452	
400 U STATES		75286	79609	50005	
		78943	91788	53457	
TOBACCO FLUE CURED STEMMED	LB				1781
CIGAR LEAF STEMMED	LB				1782
316 CUBA		30143	83120	112217	
400 U STATES		18599	51540	26894	
		48742	134660	139111	
TOBACCO N O P STEMMED	LB				1783
400 U STATES		317	649	792	
		317	649	792	
CIGARS	LB				1784
100 U KINGDOM			5	254	
224 JAMAICA			31	286	
316 CUBA		380	1264	11904	
335 GERMANY W		23	108	651	
354 NETHRLNDS		932	2859	16556	
376 SWITZRLND			373	1000	
400 U STATES		1133	4354	13800	
		2468	11470	44451	
CIGARETTES	LB				1785
100 U KINGDOM		7527	17970	23294	
327 FRANCE		134	412	600	
344 ITALY		96	96	131	
381 ALASKA		86	86	406	
400 U STATES		48218	134340	224107	
		56061	152904	248538	
SNUFF	LB				1786
100 U KINGDOM		300	560	1720	
		300	560	1720	
TOBACCO CUT	LB				1787
100 U KINGDOM		7812	17307	34099	
207 UN SD AFR			120	73	
231 HONG KONG			100	146	
354 NETHRLNDS		2653	8540	5967	
400 U STATES		20795	48629	63890	
		31260	74696	104175	
TOBACCO MANUFACTURED N O P	LB				1788
100 U KINGDOM		500	486	2178	
400 U STATES		53	64	2232	
		553	550	4137	
LOCUST BEANS LOCUST BEAN MEAL	LB				1811
400 U STATES		5359	48109	13604	
		5359	48109	13604	
BRISTLES N O P	LB				1812
BROOM CORN					1813
344 ITALY				11584	
352 MEXICO				3125	
400 U STATES				129299	
				144008	
CATTLE FOOD WITH MOLASSES					1815
400 U STATES		156		4141	
		156		4141	
DRUGS CRUDE BARKS FLOWERS					1816
100 U KINGDOM				615	
231 HONG KONG		6822		11814	
304 ARGENTINA		496		496	
306 BELGIUM		510		686	
307 BEL CONGO				7424	
309 BRAZIL				63	
327 FRANCE				209	
335 GERMANY W		727		2048	
388 YUGO SLAV		555		555	
400 U STATES		11843		67980	
		20953		91890	
GLUE VEGETABLE	LB				1817
400 U STATES		3604	6734	911	
		3604	6734	911	
HAY AND STRAW	TON				1818
400 U STATES		2480	6695	230387	
		2480	6695	230387	
IVORY NUTS					1819
MUCILAGE AND ADHESIVE PASTE	LB				1824
400 U STATES		17198	61156	15304	
		17198	61156	15304	

IMPORTS INTO CANADA FOR CONSUMPTION

Articles and Countries from which Imported	MONTH OF MARCH 1956		THREE MONTHS ENDED MARCH 1956		Class Number
	Quantities	Values (\$)	Quantities	Values (\$)	
PALM LEAF UNMANUFACTURED 347 JAPAN 400 U STATES		385		385 20497	1825
ROOTS MEDICINAL ALKANET JALAP 231 HONG KONG 327 FRANCE 400 U STATES		652		1306 468 1628	1827
STARCH AND PREPARATIONS N O P 100 U KINGDOM 231 HONG KONG 335 GERMANY W 354 NETHRLNDS 400 U STATES	LB 3500	377	1643 6750 981	139 825 481 5200	1828
STARCH POTATO POTATO FLOUR 335 GERMANY W 354 NETHRLNDS 400 U STATES	LB 1429	53	12599 1429	2897 53	1829
STARCH FOR PASTE	LB				1830
TAR PINE CRUDE IN BULK 400 U STATES	GAL 26398	12801	71888	33066	1832
TEASELS 372 SPAIN 400 U STATES		2761		2446 4297	1833
TURPENTINE RAW OR CRUDE 400 U STATES	LB		64188	5095	1834
TURPENTINE SPIRITS OF 354 NETHRLNDS 400 U STATES	GAL 144474	98576	139 314533	382 211984	1835
VEGETABLE PRODUCTS N O P 100 U KINGDOM 215 INDIA 231 HONG KONG 309 BRAZIL 335 GERMANY W 344 ITALY 347 JAPAN 354 NETHRLNDS 376 SWITZRLND 400 U STATES		1119 2826 638		4612 2826 2077 455 1266 750 526 614 609	1836
VEGETABLE COLOURING 100 U KINGDOM 354 NETHRLNDS 400 U STATES		93		1105 157	1839
DEXTRINE STARCH MIXTURES N O P 100 U KINGDOM 354 NETHRLNDS 400 U STATES	LB 103068	9409	271068	22191	1840
DEXTRINE STARCH NOT A PASTE 400 U STATES	LB 7921	20557	7925	2900	1841
DISTILLERS SOLUBLES 400 U STATES		15464		48934	1842
VEGETABLE FLOUR NOP NOT EDIBLE 309 BRAZIL 335 GERMANY W 400 U STATES		917		8781 553	1843
NON FOODS TAR 68A 206 662 809 100 U KINGDOM 372 SPAIN 400 U STATES		175		175 594 3408	1844
VEGETABLE FLAVOURINGS 100 U KINGDOM 232 MALTA 327 FRANCE 335 GERMANY W 336 GREECE 337 GUATEMALA 344 ITALY 354 NETHRLNDS 400 U STATES		413		1380 266 9819 105 499 2529 331	1845
SIZING PREPARATIONS N O P 400 U STATES	LB 94569	17267	245824	34433	1846
		17267	245824	34433	



IMPORTS INTO CANADA FOR CONSUMPTION

Articles and Countries from which Imported	MONTH OF MARCH 1956		THREE MONTHS ENDED MARCH 1956		Class Number
	Quantities	Values (\$)	Quantities	Values (\$)	
<u>GROUP 2</u>					
<u>ANIMALS AND ANIMAL PRODUCTS</u>					
CATTLE PURE BRED	NO				2012
100 U KINGDOM	6	1800	30	19480	
400 U STATES	147	73025	267	185115	
	153	74825	297	204595	
BABY CHICKS AND TURKEY POULTS	NO				2013
400 U STATES	114694	61721	281238	146065	
	114694	61721	281238	146065	
DOGS PURE BRED	NO				2014
100 U KINGDOM	3	712	22	2848	
327 FRANCE			1	58	
335 GERMANY W			6	400	
375 SWEDEN	2	174	2	174	
381 ALASKA			1	50	
400 U STATES	17	1570	55	5888	
	22	2456	87	9418	
FOWLS DOMESTIC PURE BRED	NO				2015
400 U STATES	24	300	46	355	
	24	300	46	355	
HORSES PURE BRED	NO				2018
100 U KINGDOM			8	7915	
400 U STATES	8	4750	10	7000	
	8	4750	18	14915	
RABBITS PURE BRED	NO				2019
400 U STATES	8	84	8	84	
	8	84	8	84	
SHEEP PURE BRED	NO				2020
400 U STATES			11	3350	
			11	3350	
ANIMALS FOR IMP OF STOCK N O P	NO				2021
100 U KINGDOM			2	200	
400 U STATES			5	870	
			7	1070	
HORSES N O P	NO				2035
100 U KINGDOM			91	10972	
400 U STATES	74	10785	166	32390	
	74	10785	257	43362	
LIVESTOCK N O P	NO				2037
400 U STATES	1188	154662	7048	1011832	
	1188	154662	7048	1011832	
BEEES	PKGS				2041
400 U STATES	25	88	25	88	
	25	88	25	88	
FOXES	NO				2042
LEECHES					2043
400 U STATES		91		91	
		91		91	
PIGEONS HOMING AND PHEASANTS					2044
100 U KINGDOM		195		285	
400 U STATES		7324		8314	
		7519		8599	
TURTLES					2045
400 U STATES		2658		3965	
		2658		3965	
ALL OTHER ANIMALS LIVING N O P					2046
100 U KINGDOM		925		3019	
215 INDIA		8400		24639	
306 BELGIUM		50		50	
318 DENMARK		284		748	
335 GERMANY W		2563		2563	
354 NETHRLNDS		721		1870	
364 PHIL		743		2972	
400 U STATES		12402		48795	
		26088		84656	
MINK	NO				2047
326 FINLAND			6	1155	
375 SWEDEN	2	488	2	488	
400 U STATES	238	26420	1140	125165	
	240	26908	1148	126808	
BONES CRUDE	CWT				2051
100 U KINGDOM			2	128	
215 INDIA			10	306	
400 U STATES	2147	9038	2527	18365	
	2147	9038	2539	18799	
BONE DUST CHARRED BONE	CWT				2052
100 U KINGDOM	1436	4685	7261	14896	
234 AUSTRALIA			1000	2603	
400 U STATES	596	6652	2066	21604	
	2032	11337	10327	39103	
BONE PITCH CRUDE ONLY	CWT				2053
400 U STATES	323	2665	745	5633	
	323	2665	745	5633	
CHARCOAL ANIMAL FOR SUGAR	CWT				2054
100 U KINGDOM	4530	40541	9060	81040	
322 EGYPT	560	3054	1120	6119	
354 NETHRLNDS	664	3259	1106	5457	
	5754	46854	11286	92616	
IVORY AND MANUFACTURES					2063
100 U KINGDOM				134	

IMPORTS INTO CANADA FOR CONSUMPTION

Articles and Countries from which Imported	MONTH OF MARCH 1956		THREE MONTHS ENDED MARCH 1956		Class Number
	Quantities	Values (\$)	Quantities	Values (\$)	
215 INDIA		87		588	
231 HONG KONG				125	
347 JAPAN				89	
381 ALASKA		61		61	
400 U STATES				207	
BUTTON BLANKS OF SHELL ROUGH		148		1204	2071
SHELLS UNMANUFACTURED FOSSILS					2073
100 U KINGDOM		3966		13181	
335 GERMANY W				1835	
354 NETHRLNDS		549		1822	
400 U STATES		1081		4661	
SHELLS N O P CRUSHED OR GROUND	CWT	5596		21499	2074
400 U STATES					
	96	220	116	280	
OYSTER SHELLS CRUSHED OR NOT	CWT	220	116	280	2075
400 U STATES					
	72247	49923	205716	136997	
FEATHERS NATURAL	72247	49923	205716	136997	2081
100 U KINGDOM				2146	
231 HONG KONG		13575		23544	
306 BELGIUM				4002	
327 FRANCE				117	
335 GERMANY W		3278		3278	
400 U STATES		6112		16861	
BADMINTON SHUTTLECOCKS BIRDS		22965		49948	2083
100 U KINGDOM	GROSS				
216 PAKISTAN	90	908	382	3983	
318 DENMARK	3	106	83	607	
347 JAPAN	122	1105	6	212	
400 U STATES			147	1360	
			301	9882	
MANUFACTURES OF FEATHERS N O P	215	2119	919	16044	2084
100 U KINGDOM				830	
207 UN SO AFR				175	
215 INDIA		169		334	
216 PAKISTAN				756	
344 ITALY		119		119	
347 JAPAN		96		201	
352 MEXICO				203	
376 SWITZRLND				921	
400 U STATES		1143		3960	
FEATHERBONE COILS		1527		7499	2085
400 U STATES					
		1965		3366	
QUILLS NATURAL OR UNPLUMED		1965		3366	2086
304 ARGENTINA				151	
362 PARAGUAY				325	
400 U STATES		3992		8798	
COD HADDOCK POLLOCK FRESH		3992		9274	2091
100 U KINGDOM	LB		8640	1972	
381 ALASKA	51857	7013	131260	18290	
400 U STATES	80458	15910	184794	34960	
HALIBUT FRESH	132315	22923	324694	55222	2092
381 ALASKA	LB	35644	5757	217963	34615
400 U STATES		75158	11468	214885	38481
FISH LIVERS		110802	17225	432848	73096
HERRINGS FRESH	LB				2093
400 U STATES					
	LB	3600	411	4100	486
LIVE FISH AND EGGS PROPAGATING		3600	411	4100	486
400 U STATES					2094
		1781		14773	2095
LOBSTERS FRESH		1781		14773	2096
316 CUBA	LB		1000	970	
400 U STATES		6084	4939	19328	13341
MACKEREL FRESH		6084	4939	20328	14311
OYSTERS SEED AND BREEDING	LB				2097
400 U STATES					
		801		801	2098
OYSTERS IN THE SHELL		801		801	2099
400 U STATES	BRL	26	749	60	1735
OYSTERS SHELLLED IN BULK		26	749	60	1735
400 U STATES	GAL	7234	51130	33000	233310
SALMON FRESH		7234	51130	33000	233310
381 ALASKA	LB	20829	6249	20829	6249
400 U STATES		19386	9783	78201	30748
SQUID FRESH		40215	16032	99030	36997
231 HONG KONG					2102
347 JAPAN					
400 U STATES					
		334		3258	
		139		287	
		862		2238	
		1335		5783	

IMPORTS INTO CANADA FOR CONSUMPTION

Articles and Countries from which imported	MONTH OF MARCH 1956		THREE MONTHS ENDED MARCH 1956		Class Number
	Quantities	Values (\$)	Quantities	Values (\$)	
FISH ALL OTHER FRESH	LB				2103
100 U KINGDOM			1960	764	
231 HONG KONG		2009	11611	2891	
318 DENMARK	8177		1000	378	
347 JAPAN	2500	982	6100	2570	
400 U STATES	498423	53836	1013235	110613	
	509100	56827	1033906	117216	
COD HADDOCK POLLOCK DRIED	LB				2111
100 U KINGDOM	9450	1734	9450	1734	
	9450	1734	9450	1734	
COD HADDOCK POLLOCK SALTED	LB				2113
400 U STATES			2005	160	
			2005	160	
HALIBUT SALTED	LB				2114
HERRINGS SALTED	LB				2115
100 U KINGDOM	33000	3417	145246	17047	
354 NETHRLNOS	3274	224	262466	35807	
359 NORWAY	71696	6349	73847	6784	
375 SWEDEN			3309	265	
400 U STATES	9576	975	9576	975	
	117546	10965	494444	60878	
MACKEREL PICKLED	LB				2117
SALMON SALTED	LB				2118
SALMON SMOKED	LB				2119
400 U STATES	608	529	3182	2588	
	608	529	3182	2588	
FISH DRIED N O P	LB				2120
231 HONG KONG			1619	757	
347 JAPAN	650	257	2050	797	
400 U STATES			112	56	
	650	257	3781	1610	
FISH ALL OTHER SALTED	LB				2121
100 U KINGDOM			21000	2775	
231 HONG KONG	5580	2748	26985	11635	
336 GREECE			3009	869	
400 U STATES	2200	390	14709	3079	
	7780	3138	65703	18358	
FISH OTHER SMOKED OR BONELESS	LB				2122
100 U KINGDOM	108800	17728	138980	24204	
231 HONG KONG			140	56	
354 NETHRLNDS	3000	322	3551	384	
400 U STATES	410	68	7549	1650	
	112210	18118	150220	26294	
CRABS CLAMS SHRIMPS CANNED	LB				2131
231 HONG KONG	144	143	144	143	
347 JAPAN	20508	5569	200579	51691	
359 NORWAY	555	405	805	590	
400 U STATES	37952	42620	423517	379542	
	59159	48737	625045	431966	
KIPPERED HERRINGS CANNED	LB				2132
100 U KINGDOM	11925	3059	52291	13561	
359 NORWAY	12178	4038	24535	7647	
	24103	7097	76826	21208	
LOBSTERS CANNED PREPARED N O P	LB				2133
400 U STATES			553	438	
			553	438	
OYSTERS SHELLED IN CANS	QUART				2136
400 U STATES	2119	3388	6738	11656	
	2119	3388	6738	11656	
OYSTERS PREPARED PRESERVED N O P	LB				2137
231 HONG KONG	80	87	1334	1635	
347 JAPAN	7563	4269	35406	17478	
400 U STATES	10859	10668	38581	34388	
	18502	15024	75321	53501	
SALMON CANNED PREPARED N O P	LB				2138
318 DENMARK			937	722	
347 JAPAN	429500	265100	476000	294155	
400 U STATES	113	85	789	688	
	429613	265185	477726	295565	
PILCHARD CANNED	LB				2139
400 U STATES			112500	12550	
			112500	12550	
ANCHOVIES SARDINES CANNED	LB				2140
318 DENMARK	586	278	26601	10489	
327 FRANCE			114	59	
335 GERMANY W	2035	794	2035	794	
353 MOROCCO	17719	5902	32111	12445	
359 NORWAY	49103	30150	234915	97741	
366 PORTUGAL	16141	9875	47500	27315	
372 SPAIN	337	219	11952	6272	
375 SWEDEN	467	215	2998	1092	
388 YUGO SLAV			4076	1200	
400 U STATES	5166	4417	9009	6554	
	91554	51850	371311	163961	
TUNA FISH CANNED	LB				2143
347 JAPAN	101175	37736	229677	83277	
363 PERU			1800	485	
400 U STATES	2188	1665	2188	1665	
	103363	39401	233665	85427	
FISH PRESERVED IN OIL N O P					2144
231 HONG KONG		2134		4864	
327 FRANCE		239		1047	
335 GERMANY W		2774		11125	

IMPORTS INTO CANADA FOR CONSUMPTION

Articles and Countries from which Imported	MONTH OF MARCH 1956		THREE MONTHS ENDED MARCH 1956		Class Number
	Quantities	Values (\$)	Quantities	Values (\$)	
363 PERU		26325		55619	
366 PORTUGAL				8947	
400 U STATES				657	
FISH PREPARED OR PRESERVED		31472		82259	
100 U KINGDOM		2557		7068	2145
231 HONG KONG		567		2359	
318 DENMARK				304	
327 FRANCE				499	
335 GERMANY W				1159	
347 JAPAN		1934		6484	
352 MEXICO				128	
354 NETHRLNDS		107		107	
359 NORWAY		686		1036	
366 PORTUGAL				805	
400 U STATES		3563		18733	
HERRINGS CANNED		9414		38682	
100 U KINGDOM	LB	25305	4691	46857	8720
231 HONG KONG		180	74	384	179
335 GERMANY W		8106	1951	49131	9828
359 NORWAY				188	150
375 SWEDEN		660	437	4160	2367
400 U STATES		2016	992	3901	1506
FISH OFFAL OR REFUSE	CWT	36267	8145	104621	22750
400 U STATES		1500	5625	3428	11721
SPONGES OF MARINE PRODUCTION		1500	5625	3428	11721
316 CUBA			1369		1444
327 FRANCE			1519		1519
328 FR AFRICA			691		691
336 GREECE					620
400 U STATES			7152		19518
FISHERY PRODUCTS		10731		23792	
N O P					
100 U KINGDOM				94	
231 HONG KONG		6246		34059	
236 NEW ZEAL				15698	
316 CUBA				849	
318 DENMARK				77	
347 JAPAN		3221		10008	
352 MEXICO				1309	
361 PANAMA				980	
375 SWEDEN				238	
400 U STATES		123443		380889	
FISH MEAL		132910		444201	
FUR SKINS CHINA AND JAP MINK					
100 U KINGDOM	NO			2000	7201
347 JAPAN		12000	32525	13000	35318
400 U STATES				1000	3550
FUR SKINS OPOSSUM UNDRRESSED	NO	12000	32525	16000	46069
400 U STATES		19049	7888	25655	11165
FUR SKINS RACCOON UNDRRESSED	NO	19049	7888	25655	11165
400 U STATES		40535	153117	111114	456548
FUR SKINS SHEEP LAMB UNDRRESSED	NO	40535	153117	111114	456548
304 ARGENTINA		18369	26347	22427	33798
363 PERU		1716	343	1716	343
386 URUGUAY				5484	6855
400 U STATES		1447	2975	19852	57409
FUR SKINS VISCACHA UNDRRESSED		21532	29665	49479	98405
FUR SKINS WALLABY UNDRRESSED	NO				
FUR SKINS MARINE UNDRRESSED	NO				
FUR SKINS FOX UNDRRESSED	NO				
100 U KINGDOM		394	5658	1070	11350
359 NORWAY				394	5658
375 SWEDEN				10	104
400 U STATES		298	2384	1668	14114
FUR SKINS KOLINSKY UNDRRESSED		692	8042	3142	31226
100 U KINGDOM	NO	3030	4261	8073	15168
231 HONG KONG				1150	725
313 CHINA				10463	19233
FUR SKINS MINK UNDRRESSED		3030	4261	19686	35126
100 U KINGDOM	NO	1932	24023	2232	29782
318 DENMARK		447	9900	1561	29333
326 FINLAND				3096	60568
327 FRANCE				450	5306
375 SWEDEN		277	7318	2023	46660
380 USSR		1740	22220	1740	22220
400 U STATES		10424	194856	96595	1902465
FUR SKINS MUSKRAT UNDRRESSED	NO	14820	258317	107697	2096334
400 U STATES		166340	240787	646617	968147
		166340	240787	646617	968147

IMPORTS INTO CANADA FOR CONSUMPTION

35

Articles and Countries from which Imported	MONTH OF MARCH 1956		THREE MONTHS ENDED MARCH 1956		Class Number
	Quantities	Values (\$)	Quantities	Values (\$)	
FUR SKINS PERSIAN LAMB UNDRRESSED	NO				2166
100 U KINGDOM	52987	339673	83023	559275	
354 NETHRLNDS			4216	31800	
380 USSR			2960	17347	
400 U STATES	24407	197529	144051	1220896	
	77394	537202	234250	1829318	
FUR SKINS RABBIT UNDRRESSED	NO				2167
327 FRANCE	15000	7750	15000	7750	
347 JAPAN	15000	6550	15000	6550	
400 U STATES	6000	2430	36407	182226	
	36000	16730	66407	32526	
FUR SKINS SQUIRREL UNDRRESSED	NO				2168
400 U STATES	4277	1441	30295	18941	
	4277	1441	30295	18941	
FUR SKINS UNDRRESSED N O P	NO				2169
100 U KINGDOM	15042	18931	69032	73107	
231 HONG KONG			6200	3324	
234 AUSTRALIA	1656	959	1656	959	
304 ARGENTINA			2000	500	
313 CHINA	21400	46274	21600	49776	
335 GERMANY W			115	1150	
352 MEXICO	160	1078	160	1078	
400 U STATES	10549	144315	63836	547795	
	48807	211557	164599	677689	
ASTRACHAN RUSSIAN HARE DRESSED					2171
RABBIT SKINS DRESSED N O P	DOZ				2172
306 BELGIUM			939	3450	
335 GERMANY W			625	4515	
400 U STATES			279	1023	
			1843	8988	
FUR SKINS DRESSED N O P					2173
100 U KINGDOM		14303		20966	
327 FRANCE				2900	
375 SWEDEN				310	
400 U STATES		90092		559443	
		104395		583619	
HATTERS FURS NOT ON THE SKIN	LB				2174
100 U KINGDOM	1063	1682	4363	14764	
234 AUSTRALIA			3000	13196	
306 BELGIUM			8630	23448	
327 FRANCE	3400	11645	22110	85669	
372 SPAIN	13250	30477	30866	64895	
400 U STATES	16720	77592	49348	209968	
	34433	121396	118317	411940	
FUR SKINS SHEEP DRESSED					2175
100 U KINGDOM		103		103	
344 ITALY		470		470	
400 U STATES		19070		39090	
		19643		39663	
MANUFACTURES OF FUR N O P					2181
100 U KINGDOM		6292		11845	
313 CHINA		8270		8270	
327 FRANCE				135	
400 U STATES		34144		124232	
		48706		144482	
BRISTLES ANIMAL	LB				2191
100 U KINGDOM	12294	44105	33825	112871	
215 INDIA			100	361	
306 BELGIUM			2145	5417	
335 GERMANY W	1077	2163	4201	9667	
354 NETHRLNDS	8250	11140	8992	17716	
400 U STATES	202	2500	559	5087	
	21823	59908	49822	151119	
HAIR UNMANUFACTURED	LB				2192
100 U KINGDOM			536	1051	
335 GERMANY W			5	119	
354 NETHRLNDS	1333	1346	26333	8346	
400 U STATES	267203	44429	552354	93973	
	268536	45775	579228	103489	
HORSE HAIR	LB				2193
100 U KINGDOM	10	94	10	94	
400 U STATES	8330	12031	26753	30830	
	8340	12125	26763	30924	
HAIR CURLED DYED N D P					2194
100 U KINGDOM				444	
335 GERMANY W				208	
400 U STATES		589		3670	
		589		4322	
MANUFACTURES OF HAIR NOP					2195
100 U KINGDOM		3033		6380	
231 HONG KONG		705		801	
305 AUSTRIA				773	
313 CHINA		613		2396	
327 FRANCE				766	
335 GERMANY W		138		294	
400 U STATES		2120		6857	
		6609		18267	
HORSE HIDES	NO				2200
400 U STATES	583	3544	930	5990	
	583	3544	930	5990	
CALF SKINS AND KIPS RAW	NO				2201
234 AUSTRALIA			2000	5788	
236 NEW ZEAL			20000	66494	
400 U STATES	97619	366135	250918	977876	
	97619	366135	272918	1050158	

IMPORTS INTO CANADA FOR CONSUMPTION

Articles and Countries from which Imported	MONTH OF MARCH 1956		THREE MONTHS ENDED MARCH 1956		Class Number
	Quantities	Values (\$)	Quantities	Values (\$)	
CATTLE HIDES RAW	NO				2202
236 NEW ZEAL	501	3076	501	3076	
400 U STATES	50217	310917	252951	1635977	
	50718	313993	253452	1639053	
SHEEP SKINS RAW	NO				2203
234 AUSTRALIA		41478	3683	4468	
304 ARGENTINA	24509	14888	46900	71196	
386 URUGUAY	7950	141133	9950	18508	
400 U STATES	76175	197499	148383	294199	
	108634		208916	388371	
OTHER HIDES AND SKINS RAW N O P	NO				2204
400 U STATES	38	110	232	650	
	38	110	232	650	
GOAT SKINS AND KID SKINS RAW	NO				2205
335 GERMANY W	5600	5985	5600	5985	
400 U STATES			120	100	
	5600	5985	5720	6085	
HIDE SECTIONS OR BELLIES	NO				2206
400 U STATES	67776	59714	216577	204854	
	67776	59714	216577	204854	
LEATHER DRESSED KID					2210
100 U KINGDOM		42232		138534	
335 GERMANY W		4423		20501	
352 MEXICO				218	
372 SPAIN				1344	
400 U STATES		21156		84090	
		67811		244687	
BELTING LEATHER IN BUTTS					2211
100 U KINGDOM		6417		11049	
234 AUSTRALIA				371	
318 DENMARK		480		480	
327 FRANCE		776		776	
354 NETHRLNDS				1168	
400 U STATES		4651		10586	
		12324		24430	
LEATHER TANNED N O P					2213
100 U KINGDOM		3173		17157	
215 INDIA		10210		29259	
224 JAMAICA		3112		18043	
236 NEW ZEAL				705	
354 NETHRLNDS				591	
400 U STATES		17446		39416	
		33941		105171	
LEATHER DRESSED N O P					2215
100 U KINGDOM		101861		278566	
236 NEW ZEAL		1250		1250	
306 BELGIUM				360	
309 BRAZIL		164		1411	
318 DENMARK				1520	
327 FRANCE		37720		134547	
335 GERMANY W		419		6835	
352 MEXICO				1985	
354 NETHRLNDS				1470	
375 SWEDEN		1178		1178	
389 IRELAND				1378	
400 U STATES		116551		456839	
		259143		887339	
CHAMOIS SKIN					2216
100 U KINGDOM		35428		89426	
236 NEW ZEAL				1760	
318 DENMARK				316	
400 U STATES		259		668	
		35687		92170	
PATENT AND UPHOLSTERY LEATHER					2217
100 U KINGDOM		96		96	
400 U STATES		10572		64414	
		10668		64510	
SOLE LEATHER	LB				2218
100 U KINGDOM	485	548	485	548	
400 U STATES	10863	6660	67351	20133	
	11348	7208	67836	20681	
SCRAP LEATHER					2219
236 NEW ZEAL		981		1700	
400 U STATES		9919		23843	
		10900		25543	
PIG MOROCCO ROLLER LEATHERS					2220
100 U KINGDOM		45713		124455	
318 DENMARK		59		842	
400 U STATES		3131		9993	
		48903		135290	
LEATHER FROM EAST INDIA KIP					2221
100 U KINGDOM		90307		256750	
		90307		256750	
LEATHER FOR GLOVES OR CLOTHING					2224
100 U KINGDOM		45860		139311	
327 FRANCE				69	
335 GERMANY W				331	
400 U STATES		136413		475146	
		182273		614857	
LEATHER FOR UPHOLSTERY LEATHER					2225
100 U KINGDOM		40036		67056	
400 U STATES				1820	
		40036		68876	
CRUST OIL LEATHER FOR CHAMOIS					2226

IMPORTS INTO CANADA FOR CONSUMPTION

37

Articles and Countries from which Imported	MONTH OF MARCH 1956		THREE MONTHS ENDED MARCH 1956		Class Number
	Quantities	Values (\$)	Quantities	Values (\$)	
BOOTS AND SHOES PEGGED LEATHER 100 U KINGDOM	PAIR 25	86	25	86	2231
BOOTS AND SHOES MENS LEATHER 100 U KINGDOM	PAIR 34194	184298	115765	587237	2232
231 HONG KONG	368	327	368	327	
305 AUSTRIA			247	4812	
327 FRANCE	586	4414	853	6474	
335 GERMANY W	361	2327	1804	12073	
344 ITALY	1016	5488	2110	12536	
352 MEXICO			8	93	
354 NETHRLNDS			78	458	
376 SWITZRLND	174	2120	223	2757	
400 U STATES	14358	50712	23822	106156	
	51057	249686	145278	732923	
BOOTS AND SHOES WOMENS LEATHER 100 U KINGDOM	PAIR 11234	64036	30472	187523	2233
231 HONG KONG	500	1397	830	1662	
305 AUSTRIA			36	230	
335 GERMANY W	884	4606	2947	16536	
344 ITALY	5971	29112	9261	49386	
352 MEXICO	1148	1291	4192	4252	
354 NETHRLNDS			48	218	
376 SWITZRLND	2435	18109	5439	39963	
384 P R I'CO			4339	9763	
400 U STATES	92994	348556	194417	768388	
	115166	467107	251981	1077921	
BOOTS SHOES CHILDRENS LEATHER 100 U KINGDOM	PAIR 10521	9903	35021	36182	2234
305 AUSTRIA			39	353	
335 GERMANY W	18	54	675	2445	
344 ITALY	194	243	364	451	
384 P R I'CO			104	192	
400 U STATES	13827	21678	37548	64034	
	24560	31878	73751	103657	
GARMENTS LEATHER 100 U KINGDOM		1565		3410	2235
400 U STATES		2300		5718	
		3865		9128	
GLOVES MITTS LEATHER N O P 100 U KINGDOM		13709		30869	2236
216 PAKISTAN		654		1714	
234 AUSTRALIA		327		327	
327 FRANCE		12955		22517	
335 GERMANY W		2503		3009	
344 ITALY		1508		1838	
347 JAPAN		2940		3045	
354 NETHRLNDS				1194	
372 SPAIN		108		108	
375 SWEDEN		159		326	
400 U STATES		8997		19748	
		43860		84695	
GLOVES OF KID WOMENS 100 U KINGDOM		724		979	2237
327 FRANCE		21503		62736	
335 GERMANY W		17164		30022	
344 ITALY		1778		2601	
372 SPAIN		231		231	
376 SWITZRLND				1882	
		41400		98451	
HARNES AND SADDLERY 100 U KINGDOM		6634		19051	2238
335 GERMANY W		102		228	
400 U STATES		15975		38321	
		22711		57600	
LEATHER BELTING 100 U KINGDOM		3328		7640	2239
354 NETHRLNDS		2351		2413	
400 U STATES		6688		19833	
		12367		29886	
MFRS OF LEATHER OR RAWHIDE NOP 100 U KINGDOM		14570		38079	2241
216 PAKISTAN				687	
231 HONG KONG		143		143	
306 BELGIUM				387	
335 GERMANY W		301		1582	
344 ITALY		225		657	
347 JAPAN		51		51	
352 MEXICO		100		100	
354 NETHRLNDS				160	
375 SWEDEN		162		162	
376 SWITZRLND		66		1160	
400 U STATES		75268		196694	
		90886		239862	
SOLES AND HEELS LEATHER 100 U KINGDOM		3170		9629	2243
400 U STATES		11777		27672	
		14947		37301	
SHOE LIFTS AND WELTING LEATHER 400 U STATES		2627		13026	2244
		2627		13026	
STRAPS LEATHER 100 U KINGDOM		4832		13077	2245
231 HONG KONG		2103		7408	
327 FRANCE				673	
335 GERMANY W		432		5509	

IMPORTS INTO CANADA FOR CONSUMPTION

Articles and Countries from which Imported	MONTH OF MARCH 1956		THREE MONTHS ENDED MARCH 1956		Class Number
	Quantities	Values (\$)	Quantities	Values (\$)	
344 ITALY		132		132	
352 MEXICO		595		595	
376 SWITZRLND		1376		4937	
400 U STATES		17426		38530	
		26896		70861	
BICYCLE SADDLES					2246
	NO				
100 U KINGDOM	1614	1644	9054	8412	
335 GERMANY W	3455	2441	7270	5204	
354 NETHRLNDS	650	472	1450	1089	
400 U STATES	4550	4995	9149	8330	
	10269	9552	26923	23035	
BEEF AND VEAL FRESH					2251
	LB				
100 U KINGDOM			485	116	
236 NEW ZEAL	13181	3971	64654	16166	
381 ALASKA	1505	1752	1505	1752	
389 IRELAND	225000	59794	225000	59794	
400 U STATES	432652	129968	1445148	465713	
	672338	195485	1736792	543541	
MUTTON AND LAMB FRESH					2252
	LB				
234 AUSTRALIA	382887	81256	2553126	551097	
236 NEW ZEAL	52698	11605	2692993	634669	
400 U STATES			63913	25440	
	435585	92861	5310032	1211206	
PORK FRESH					2253
	LB				
234 AUSTRALIA			16098	5698	
381 ALASKA	64	51	64	51	
	64	51	16162	5749	
POULTRY NOP GAME PARTRIDGE					2254
				101	
100 U KINGDOM		38822		61821	
400 U STATES		38822		61922	
RABBITS FROZEN FOR FOX FEED					2256
MEATS FRESH N O P					2257
	LB				
316 CUBA	1000	1134	1600	1884	
400 U STATES	3701	2776	9996	6985	
	4701	3910	11596	8869	
EDIBLE OFFAL FRESH					2258
	LB				
234 AUSTRALIA			360	149	
236 NEW ZEAL	9960	4803	22920	10813	
400 U STATES	158681	21343	637937	90838	
	168641	26146	661217	101800	
CHICKENS AND FOWL					2259
	LB				
381 ALASKA	317	258	317	258	
400 U STATES	353309	111276	1868153	587984	
	353626	111534	1868470	588242	
TURKEYS					2260
	LB				
400 U STATES	450276	205038	1035531	462294	
	450276	205038	1035531	462294	
BACON HAMS OTHER PORK PREPARED					2261
	LB				
381 ALASKA	539	352	539	352	
400 U STATES	2225	1612	4717	3767	
	2764	1964	5256	4119	
BEEF PICKLED					2263
	LB				
400 U STATES	663100	104994	1563393	243752	
	663100	104994	1563393	243752	
CANNED MEATS POULTRY GAME NOP					2264
	LB				
100 U KINGDOM	1528	967	10673	4005	
304 ARGENTINA	7200	1827	7200	1827	
318 DENMARK	191	113	17112	15662	
327 FRANCE	2350	2115	4517	3973	
354 NETHRLNDS	3600	777	4731	1215	
376 SWITZRLND			90	91	
381 ALASKA	74	64	74	64	
400 U STATES	233204	86990	446949	156537	
	248147	92853	491346	183374	
EXTRACTS OF MEAT FLUID BEEF					2265
				9761	
100 U KINGDOM		7871		124735	
234 AUSTRALIA		4200		150	
400 U STATES				134646	
		12071			
MEATS PREPARED NOT CANNED					2266
	LB				
381 ALASKA	368	244	368	244	
400 U STATES	13229	8374	85998	75362	
	13597	8618	86366	75606	
PORK BARRELLED IN BRINE					2267
	LB				
PORK DRY SALTED					2268
	LB				
SAUSAGE					2269
	LB				
381 ALASKA	100	59	100	59	
400 U STATES	1788	1121	10381	6658	
	1888	1180	10481	6717	
SOUPS SOUP PREPARATIONS N O P					2270
				12951	
100 U KINGDOM		5038		7972	
354 NETHRLNDS		5498		20070	
376 SWITZRLND		1708		82774	
400 U STATES		31624		123767	
		43868			
MEAT PIES FROZEN					2271
	LB				
400 U STATES	148507	45884	401272	138943	
	148507	45884	401272	138943	
COMPLETE DINNERS MEAT FROZEN					2272
	LB				
100 U KINGDOM			12600	2354	
400 U STATES			43899	26269	
			56499	28623	

IMPORTS INTO CANADA FOR CONSUMPTION


Articles and Countries from which Imported	MONTH OF MARCH 1956		THREE MONTHS ENDED MARCH 1956		Class Number
	Quantities	Values (\$)	Quantities	Values (\$)	
BEEF CANNED N O P	LB				2273
100 U KINGDOM	6120	1430	6120	1430	
234 AUSTRALIA	1458	309	258512	65341	
304 ARGENTINA	6300	1725	21300	6723	
318 DENMARK			2489	1958	
354 NETHRLNDS			634	187	
400 U STATES	705	571	784	692	
	14583	4035	289839	76331	
CORNED BEEF CANNED	LB				2274
234 AUSTRALIA	66700	18846	847947	290869	
304 ARGENTINA	1800	574	16200	5959	
309 BRAZIL	196920	42551	196920	42551	
400 U STATES			37687	14911	
	265420	61971	1098754	354290	
MILK SKIM POWDERED	LB				2280
234 AUSTRALIA			608005	49952	
236 NEW ZEAL			2357300	184611	
400 U STATES			600	168	
			2965905	234731	
MILK AND CREAM FRESH	GAL				2281
318 DENMARK			540	1522	
400 U STATES	897	5131	1705	9445	
	897	5131	2245	10967	
BUTTER	LB				2282
381 ALASKA	242	140	242	140	
	242	140	242	140	
CASEIN	LB				2283
400 U STATES	6125	2812	11734	4996	
	6125	2812	11734	4996	
CHEESE	LB				2284
100 U KINGDOM	2703	1084	9174	5553	
236 NEW ZEAL			112655	25412	
304 ARGENTINA			28708	11451	
318 DENMARK	65743	27426	396417	164397	
326 FINLAND			963	391	
327 FRANCE	32012	14996	115628	57405	
335 GERMANY W	3418	1271	11524	4754	
336 GREECE			4403	1182	
344 ITALY	84908	48551	419596	228700	
354 NETHRLNDS	42598	16899	124620	50303	
359 NORWAY	968	406	2869	1080	
375 SWEDEN			1021	342	
376 SWITZRLND	178827	105087	403899	245136	
400 U STATES	41233	25000	285656	135183	
	452410	240720	1917133	931289	
MILK CONDENSED OR EVAPORATED	LB				2285
381 ALASKA	618	102	618	102	
400 U STATES	4065	1153	7665	2203	
	4683	1255	8283	2305	
MILK WHOLE POWDERED	LB				2286
100 U KINGDOM			22400	6817	
400 U STATES	618	452	8115	4518	
	618	452	30515	11335	
DRIED WHEY DRIED BUTTERMILK	LB				2287
400 U STATES	2144	160	39104	3540	
	2144	160	39104	3540	
OLEIC ACID OR RED OIL	LB				2288
100 U KINGDOM			9503	2299	
400 U STATES	425	227	27666	5385	
	425	227	37169	7684	
STEARIC ACID	LB				2289
100 U KINGDOM			25000	3430	
400 U STATES	40824	7067	156962	26350	
	40824	7067	181962	29780	
LARD OIL	GAL				2291
400 U STATES	343	632	2220	4075	
	343	632	2220	4075	
NEATS FOOT OIL	GAL				2292
400 U STATES	4822	6700	8457	11684	
	4822	6700	8457	11684	
ANIMAL OIL N O P	GAL				2293
400 U STATES	450	499	1484	1786	
	450	499	1484	1786	
COD LIVER OIL	GAL				2294
100 U KINGDOM	4500	6075	21200	30015	
327 FRANCE	22	112	22	112	
359 NORWAY	620	897	4245	7680	
400 U STATES			396	893	
	5142	7084	25863	38700	
FISH OIL N O P	GAL				2295
400 U STATES	33209	31466	52085	52346	
	33209	31466	52085	52346	
SEAL OIL	GAL				2296
WHALE AND SPERMACE TI OIL	GAL				2297
100 U KINGDOM	1215	1359	1215	1359	
400 U STATES	2950	4056	9991	10819	
	4165	5415	11206	12178	
HALIBUT LIVER OIL					2298
400 U STATES		4871		4871	
		4871		4871	
FISH OIL CONCENTRATED					2299
347 JAPAN				17475	
				17475	
FISH OIL FOR FORTIFYING					2300
347 JAPAN				37550	

IMPORTS INTO CANADA FOR CONSUMPTION

Articles and Countries from which Imported	MONTH OF MARCH 1956		THREE MONTHS ENDED MARCH 1956		Class Number
	Quantities	Values (\$)	Quantities	Values (\$)	
354 NETHRLNDS				1820	
400 U STATES		4646		13815	
BEESWAX		4646		53185	2302
	LB				
228 LEEW WIND			200	108	
312 CHILE	2290	1557	7288	5006	
316 CUBA			5947	3806	
320 DOM REP			6568	4532	
400 U STATES	26087	18131	61182	42739	
CANDLES N O P	28377	19688	81185	56191	2303
	LB				
335 GERMANY W			630	281	
400 U STATES	4048	1603	16849	6381	
GREASE ROUGH	4048	1603	17479	6662	2304
	CWT				
100 U KINGDOM			86	531	
306 BELGIUM			4	66	
354 NETHRLNDS			22	105	
400 U STATES	21455	161717	38352	303220	
LARD AND COMPOUNDS STEARINE	21455	161717	38464	303922	2307
400 U STATES	1499105	140454	2627652	240958	
TALLOW	1499105	140454	2627652	240958	2308
	LB				
400 U STATES	60800	5168	1024300	84524	
EGG ALBUMEN DRIED POWDERED ETC	60800	5168	1024300	84524	2315
100 U KINGDOM			1600	1661	
313 CHINA	8960	8305	8960	8305	
400 U STATES	7650	10255	16175	28307	
EGG YOLK DRIED POWDERED ETC	16610	18560	26735	38273	2316
400 U STATES					
EGGS WHOLE DRIED POWDERED ETC			25183	1763	2317
GELATINE INEDIBLE PHOTOGRAPHIC			25183	1763	2320
400 U STATES	10030	14794	10030	14794	
ANIMAL GLANDS FOR MEDICINE	10030	14794	10030	14794	2321
400 U STATES		859		3127	
BLOOD ALBUMEN AND BLOOD DRIED		859		3127	2324
400 U STATES				1430	
EGGS IN THE SHELL				1430	2325
	DOZ				
231 HONG KONG	2016	1026	8717	4756	
381 ALASKA	210	198	510	452	
400 U STATES	89488	257591	192640	493519	
EGGS YOLK OR ALBUMEN FROZEN	91714	258815	201867	498727	2326
389 IRELAND					
400 U STATES	525	588	22400	4488	
GELATINE CAPSULES EMPTY	525	588	9475	1290	2328
400 U STATES			31875	5778	
GELATINE EDIBLE		21752		76303	2329
		21752		76303	
100 U KINGDOM	47712	22089	74592	35462	
234 AUSTRALIA			59950	24629	
306 BELGIUM	7123	2949	19264	8027	
327 FRANCE	10031	3538	81045	32775	
354 NETHRLNDS			8100	2921	
400 U STATES	149117	91557	427917	275439	
GELATINE N O P	213983	120133	670868	379253	2331
	LB				
100 U KINGDOM			14480	3576	
306 BELGIUM	132	60	132	60	
400 U STATES	2748	1435	2998	1658	
GLUE ANIMAL POWDERED OR SHEET	2880	1495	17610	5294	2332
100 U KINGDOM					
234 AUSTRALIA	262336	46410	468160	81588	
318 DENMARK			26880	4528	
400 U STATES	20000	3700	2000	219	
GLUE N O P	282336	50110	68701	16161	2333
100 U KINGDOM					
376 SWITZRLND	75806	12223	77806	12543	
400 U STATES	7209	4036	2204	1930	
CATGUT WORMGUT UNMANUFACTURED	83015	16259	32548	15193	2335
GUT AND MANUFACTURES N O P			112558	29666	2336
100 U KINGDOM		493		2471	
234 AUSTRALIA		1975		2375	
372 SPAIN				155	
400 U STATES		1144		5628	
HONEY		3612		10629	2337
	LB				
100 U KINGDOM	600	308	696	380	
336 GREECE			1320	393	
354 NETHRLNDS			238	65	
400 U STATES	173453	29541	878635	140491	
	174053	29849	880889	141329	

IMPORTS INTO CANADA FOR CONSUMPTION

Articles and Countries from which Imported	MONTH OF MARCH 1956		THREE MONTHS ENDED MARCH 1956		Class Number
	Quantities	Values (\$)	Quantities	Values (\$)	
MANURES ANIMAL 400 U STATES	CWT 8315	14408	18840	31180	2338
MUSK IN POOS OR GRAINS 231 HONG KONG	OZ 8315	14408	18840	31180	2339
RENNET RAW AND PREPARED 400 U STATES	LB 38255	10975	41053	12604	2340
SAUSAGE CASINGS UNCLEANED 400 U STATES		4150		13385	2341
SAUSAGE CASINGS CLEANED 234 AUSTRALIA 236 NEW ZEAL 335 GERMANY W 400 U STATES		67523 161810 2685 3655		175780 490887 3504 9368	2342
TANKAGE 236 NEW ZEAL 400 U STATES	CWT 2832	3392	223 2832	2251 3392	2343
ANIMAL PRODUCTS N O P 100 U KINGDOM 231 HONG KONG 327 FRANCE 344 ITALY 347 JAPAN 352 MEXICO 376 SWITZRLNO 400 U STATES		127 1745 204 338 356 109 96 10554		1528 3317 677 338 1844 109 96 47952	2344
HORSE MEAT AND OFFAL FOR FOXES 236 NEW ZEAL 400 U STATES	CWT 672 3150	6630 21425	672 8095	6630 62420	2345
DOG FOOD AND PET STOCK FOOD 318 DENMARK 354 NETHRLNDS 400 U STATES		117 18438		488 117 55839	2347
TARIFF 206 254 635 679 686 699 400 U STATES		60 60		1530 1530	2348



IMPORTS INTO CANADA FOR CONSUMPTION

Articles and Countries from which Imported	MONTH OF MARCH 1956		THREE MONTHS ENDED MARCH 1956		Class Number
	Quantities	Values (\$)	Quantities	Values (\$)	
<u>GROUP 3</u>					
<u>FIBRES TEXTILES AND PRODUCTS</u>					
RAW COTTON	LB				3001
215 INDIA			179282	40129	
216 PAKISTAN	77779	17967	77779	17967	
323 EL SALV	58260	20771	58260	20771	
352 MEXICO	16243416	5398245	50875353	16499811	
358 NICARAGUA			58376	17391	
363 PERU	5969	2925	465309	148517	
400 U STATES	3323736	1092567	7063853	2459254	
	19709160	6532475	58778212	19203840	
COTTON LINTERS N O P	LB				3002
323 EL SALV	87765	4867	168459	8544	
352 MEXICO	60165	2585	547427	38754	
358 NICARAGUA	3931	275	65782	2953	
363 PERU	21277	1914	21277	1914	
400 U STATES	997364	72488	3287100	235372	
	1170502	82129	4090045	287537	
COTTON LINTERS FOR PAPER	LB				3003
BATTS BATTING WADDING COTTON	LB				3004
215 INDIA			2000	699	
400 U STATES	82241	40064	242628	122051	
	82241	40064	244628	122750	
CARDED SLIVER COTTON FIBRES	LB				3005
COTTON PULP FOR ART SILK YARN	LB				3006
COTTON THREAD	LB				3009
100 U KINGDOM	6024	9242	10237	18390	
317 CZECHO S			8040	8253	
344 ITALY			73	319	
354 NETHRLNDS	397	488	397	488	
376 SWITZRLND	1003	1983	2875	6648	
400 U STATES	60645	91412	186315	278117	
	68069	103125	207937	312215	
COTTON YARNS SINGLES N O P	LB				3011
100 U KINGDOM	13985	17942	34090	42210	
215 INDIA	600	274	600	274	
400 U STATES	21052	22264	87479	92949	
	35637	40480	122169	135433	
YARNS SINGLES FOR KNIT GOODS	LB				3012
100 U KINGDOM	422	361	4081	3703	
400 U STATES	99251	87097	173459	152129	
	99673	87458	177540	155832	
COTTON YARNS N O P	LB				3013
100 U KINGDOM	12235	10989	25274	23816	
327 FRANCE			88	105	
354 NETHRLNDS			75	165	
400 U STATES	113549	104499	294710	315290	
	125784	115488	320147	339376	
CROCHET KNITTING COTTON N O P	LB				3014
100 U KINGDOM			58	345	
306 BELGIUM			39	86	
327 FRANCE	1240	5227	2930	12516	
354 NETHRLNDS	232	218	232	218	
400 U STATES	20564	30855	36481	58484	
	22036	36300	39740	71649	
CORDS AND TWINE COTTON N O P	LB				3015
100 U KINGDOM	4564	2420	24316	13075	
400 U STATES	34640	40125	87337	95326	
	39204	42545	111653	108401	
COTTON YARNS TINSEL THREAD	LB				3017
100 U KINGDOM			555	973	
327 FRANCE	82	401	339	1177	
400 U STATES	8577	17145	16686	38759	
	8659	17546	17580	40909	
MERCERIZED YARNS 40 AND FINER	LB				3018
100 U KINGDOM	9904	13994	20053	30574	
400 U STATES	2076	4028	3373	6574	
	11980	18022	23426	37148	
COTTON YARNS HANKS FOR THREAD	LB				3019
100 U KINGDOM	106340	156981	326673	476861	
322 EGYPT	2000	1921	2000	1921	
400 U STATES	27342	35571	80182	107696	
	135682	194473	408855	586478	
COTTON YARN 2 PLY 80 AND FINER	LB				3020
100 U KINGDOM			5687	11704	
400 U STATES	276	262	276	262	
	276	262	5963	11966	
COTTON YARN SINGLES FOR THREAD	LB				3021
100 U KINGDOM	158829	174546	445929	484906	
	158829	174546	445929	484906	
COTTON YARN TO BE MERCERIZED	LB				3022
100 U KINGDOM	18014	25976	48867	80388	
400 U STATES	9795	10478	17527	18696	
	27809	36454	66394	99084	
COTTON YARNS SINGLES 20 TO 40	LB				3023
100 U KINGDOM	66613	60635	172719	157399	
	66613	60635	172719	157399	

IMPORTS INTO CANADA FOR CONSUMPTION

Articles and Countries from which Imported	MONTH OF MARCH 1956		THREE MONTHS ENDED MARCH 1956		Class Number
	Quantities	Values (\$)	Quantities	Values (\$)	
COLOURED COT FAB NOP OVER 80 C	LB				3026
100 U KINGDOM	69907	140241	209220	424780	
215 INDIA	1892	2371	12690	14812	
234 AUSTRALIA			150	914	
305 AUSTRIA	225	634	256	697	
306 BELGIUM	35053	31979	233662	216235	
317 CZECHO S	27645	32525	141157	143474	
318 DENMARK			799	2117	
327 FRANCE	3562	8582	20840	54726	
335 GERMANY W	57747	103802	129441	253277	
344 ITALY	2993	6737	12225	30460	
347 JAPAN	138822	154910	672972	830031	
352 MEXICO			153	504	
354 NETHRLNDS	76146	126229	202884	328273	
365 POLAND			2315	2401	
372 SPAIN	568	1911	721	2527	
375 SWEDEN	387	744	3106	3788	
376 SWITZRLND	6509	25891	15457	60795	
383 HAWAII	107	485	1250	2824	
400 U STATES	2114324	3270373	6640954	10412205	
	2535887	3907414	8300252	12784840	
COLORED COT FAB NOP 50 TO 80 C	LB				3027
100 U KINGDOM	2603	1747	7774	5225	
215 INDIA	42586	24907	280493	161480	
306 BELGIUM	1035	798	13329	10092	
317 CZECHO S	3726	2850	9363	7042	
344 ITALY	4908	3053	6832	4257	
347 JAPAN	12927	8178	56439	36426	
365 POLAND			579	435	
400 U STATES	81237	57209	196882	141127	
	149022	98742	571691	366084	
COLORED COT FAB NOP UNDER 50 C	LB				3028
100 U KINGDOM			509	249	
215 INDIA	28863	13662	162100	72012	
365 POLAND			9541	4449	
400 U STATES	2475	912	20367	8267	
	31338	14574	192517	84977	
COTTON DENIMS	LB				3029
100 U KINGDOM	1132	1749	2212	3498	
215 INDIA			3684	1806	
400 U STATES	154231	114168	428022	325782	
	155363	115917	433918	331086	
HANDKERCHIEF COTTON BLEACHED	LB				3030
100 U KINGDOM	1779	2593	5154	8076	
347 JAPAN	9112	9091	58175	58391	
	10891	11684	63329	66467	
COTTON FABRIC NDT BLEACHED NOP	LB				3031
100 U KINGDOM	7828	11586	28131	38793	
215 INDIA	268524	129927	961849	434791	
224 JAMAICA			2794	1932	
231 HONG KONG			1560	971	
305 AUSTRIA			4758	4016	
306 BELGIUM			3590	2856	
317 CZECHO S			4153	3326	
327 FRANCE	11840	7639	11840	7639	
335 GERMANY W	5248	4465	5248	4465	
347 JAPAN	111524	82900	173442	121610	
354 NETHRLNDS	5688	3054	21672	14645	
376 SWITZRLND			18	99	
400 U STATES	708374	558628	2815581	2153016	
	1119026	798199	4034636	2788159	
CANTON FLANNELS NOT COLOURED	LB				3032
100 U KINGDOM	5186	9983	21128	40461	
215 INDIA	9294	6035	15569	10354	
306 BELGIUM			38909	18258	
335 GERMANY W			1961	1935	
347 JAPAN	83315	75915	260296	242513	
354 NETHRLNDS	2409	1873	2409	1873	
365 POLAND	44651	29773	103286	66373	
376 SWITZRLND			458	1398	
400 U STATES	50371	69949	221176	289607	
	195226	193528	665192	672772	
TOWELLING IN THE WEB	LB				3033
100 U KINGDOM	151	168	372	661	
335 GERMANY W			231	194	
400 U STATES	3808	3223	12742	11619	
	3959	3391	13345	12474	
VOILES SCRIMS NOT COLOURED	LB				3034
100 U KINGDOM	141	411	1015	3417	
305 AUSTRIA			253	774	
327 FRANCE	13	188	162	790	
347 JAPAN	16263	16794	53922	59975	
354 NETHRLNDS	567	388	567	388	
365 POLAND			5342	3575	
376 SWITZRLND	471	2125	3710	16776	
400 U STATES	20168	25453	66062	84919	
	37623	45359	131033	170614	
COTTON FABRICS BLEACHED N O P	LB				3035
100 U KINGDOM	6670	9756	13406	19791	
335 GERMANY W	497	676	2052	2668	
347 JAPAN	83	101	3769	3062	
354 NETHRLNDS			322	403	
376 SWITZRLND			332	1886	
400 U STATES	60885	69899	121468	155722	
	68135	80432	141349	183532	

IMPORTS INTO CANADA FOR CONSUMPTION

Articles and Countries from which Imported	MONTH OF MARCH 1956		THREE MONTHS ENDED MARCH 1956		Class Number
	Quantities	Values (\$)	Quantities	Values (\$)	
COTTON CHEESECLOTH AND GAUZE	LB				3036
100 U KINGDOM	5508	8132	14231	21387	
215 INDIA	400	515	400	515	
335 GERMANY W			283	303	
347 JAPAN	2600	2043	2600	2043	
400 U STATES	274965	257631	866311	803730	
	283473	268321	883825	827978	
POPLIN BLEACHED NOT COLOURED	LB				3037
100 U KINGDOM			3421	7112	
335 GERMANY W	855	3697	1016	4060	
347 JAPAN	33238	31935	48845	48300	
354 NETHRLNDS			2310	3704	
400 U STATES	10165	11032	21861	24822	
	44258	46664	77453	87998	
COTTON FABRICS COUNT 100	LB				3039
100 U KINGDOM	31073	106195	117401	394274	
327 FRANCE	450	1102	450	1102	
400 U STATES	35	91	553	1875	
	31558	107388	118404	397251	
COTTON FABRICS CUT PILE N O P	LB				3040
100 U KINGDOM	143	390	183	508	
335 GERMANY W	2260	4548	6223	13424	
400 U STATES	3372	6292	8318	15675	
	5775	11230	14724	29607	
COTTON FABRIC FOR TYPE RIBBON	LB				3041
100 U KINGDOM	13628	47487	27816	106414	
400 U STATES	253	2335	1146	11233	
	13881	49822	28962	117647	
COTTON FABRIC BILLIARD CLOTH	LB				3042
SAILCLOTH EGYPTIAN COTTON	LB				3043
100 U KINGDOM	519	1072	1174	2884	
400 U STATES	117	352	117	352	
	636	1424	1291	3236	
FILTER CLOTH FOR MINING	LB				3044
400 U STATES			602	500	
			602	500	
COTTON FABRIC KNITTED	LB				3045
100 U KINGDOM	26063	27177	65822	82706	
400 U STATES	58659	90074	191074	286260	
	84722	117251	256896	368966	
COTTON SHADOW CRETONNES	LB				3046
400 U STATES	1255	740	1255	740	
	1255	740	1255	740	
COTTON GABARDINES	LB				3047
100 U KINGDOM	2574	9694	12814	46741	
400 U STATES			1187	1497	
	2574	9694	14001	48238	
COTTON FABRICS 80 TO 99 COUNT	LB				3048
100 U KINGDOM	4095	16117	10759	38128	
	4095	16117	10759	38128	
COTTON FABRICS CUT WEFT PILE	LB				3049
100 U KINGDOM	1101	3215	16126	34917	
344 ITALY			1267	2705	
347 JAPAN	33361	38550	95581	112016	
354 NETHRLNDS			267	855	
400 U STATES	67003	72348	141853	179163	
	101465	114113	255094	329656	
COTTON FABRICS FOR BOOK COVERS	LB				3050
100 U KINGDOM	11129	8772	26944	24740	
335 GERMANY W	289	262	289	262	
400 U STATES	14872	15881	29599	31885	
	26290	24915	56832	56887	
LACE NOT COLOURED FOR CLOTHING	LB				3051
100 U KINGDOM	752	2740	2079	8279	
305 AUSTRIA	17133	60598	63087	219026	
306 BELGIUM	18	144	527	1445	
327 FRANCE	1006	5197	3372	20922	
335 GERMANY W			290	903	
344 ITALY	6	156	186	1005	
347 JAPAN	1442	1500	30692	44653	
354 NETHRLNDS			379	856	
376 SWITZRLND	4842	13377	16331	46179	
390 GERMANY E	2282	4708	9153	23008	
400 U STATES	7887	48924	29697	158298	
	35368	137344	155793	524574	
LACE COLOURED FOR CLOTHING	LB				3052
100 U KINGDOM	75	247	107	416	
305 AUSTRIA	23	453	23	453	
327 FRANCE	104	450	440	2899	
354 NETHRLNDS			134	140	
376 SWITZRLND	90	646	134	1666	
400 U STATES	1358	6997	2345	14228	
	1650	8793	3183	19802	
EMBROIDERIES COTTON N O P	LB				3053
100 U KINGDOM	172	581	711	2333	
215 INDIA			48	158	
231 HONG KONG			21	351	
305 AUSTRIA	218	1031	2318	10669	
327 FRANCE			22	133	
335 GERMANY W	18	269	35	399	
354 NETHRLNDS			236	1133	
376 SWITZRLND	233	2571	1664	13992	
400 U STATES	308	1477	1328	5709	
	949	5929	6383	34877	

IMPORTS INTO CANADA FOR CONSUMPTION

Articles and Countries from which Imported	MONTH OF MARCH 1956		THREE MONTHS ENDED MARCH 1956		Class Number
	Quantities	Values (\$)	Quantities	Values (\$)	
LACE BOBBINET NETS COTTON NOP 100 U KINGDOM 215 INDIA 231 HONG KONG 305 AUSTRIA 306 BELGIUM 327 FRANCE 335 GERMANY W 344 ITALY 354 NETHRLNDS 376 SWITZRLND 400 U STATES	LB 2867 150 228 76 13 51 13 59 1252 4709	6303 794 652 685 289 358 198 514 4756 14549	7843 445 415 76 13 205 13 13 91 124 2188 11426	20432 2535 1190 685 289 1835 198 347 459 1293 8767 38030	3054
WHITE COTTON BOBBINET PLAIN 100 U KINGDOM	YD 11493 11493	3668 3668	23620 23620	7910 7910	3055
STOCKINGS COTTON WOMENS CHILDS 100 U KINGDOM 327 FRANCE 372 SPAIN 400 U STATES	DZ PR 11968 775 17878 30621	29958 3244 51279 84481	31312 4 2450 70920	82284 53 10334 199784	3062
STOCKINGS COTTON MENS BOYS 100 U KINGDOM 327 FRANCE 400 U STATES	DZ PR 1659 10 8555 10224	4410 110 32237 36757	2262 14 35351 37627	6072 170 123351 129593	3063
GLOVES COTTON 100 U KINGDOM 231 HONG KONG 317 CZECHO S 327 FRANCE 335 GERMANY W 344 ITALY 347 JAPAN 400 U STATES	DZ PR 2540 1000 4572 299 6955 904 5219 3283 24772	23663 4129 17893 3846 42005 3462 20557 18550 134105	6982 2343 15839 650 11801 1244 16410 8407 63676	63305 7987 63393 6852 70296 5311 53122 46747 317013	3064
SHIRTS COTTON NOT KNITTED 100 U KINGDOM 231 HONG KONG 305 AUSTRIA 327 FRANCE 344 ITALY 347 JAPAN 352 MEXICO 365 POLAND 376 SWITZRLND 400 U STATES	LB 465 1770 313 42705 81 57356 102690	2940 1272 1726 60199 523 146077 212737	1116 2966 1674 40 213242 45 1716 702 90144 311987	6039 2855 2948 176 259615 96 2221 4537 218235 498574	3066
UNDERWEAR COTTON KNITTED 100 U KINGDOM 335 GERMANY W 347 JAPAN 354 NETHRLNDS 376 SWITZRLND 400 U STATES	LB 10131 120 7216 17467	24056 466 17106 41628	21174 120 1929 594 49 17665 41531	41171 466 2372 2772 208 40384 87373	3067
COTTON CLOTHING N O P WOVEN 100 U KINGDOM 231 HONG KONG 305 AUSTRIA 306 BELGIUM 322 EGYPT 327 FRANCE 335 GERMANY W 340 HUNGARY 344 ITALY 347 JAPAN 352 MEXICO 354 NETHRLNDS 365 POLAND 367 AZORES 375 SWEDEN 376 SWITZRLND 383 HAWAII 384 P RICO 400 U STATES	LB 4311 384 1096 55 174 293 1242 165288 267 1085 305 120 712 100 67625 243057	16567 493 3665 134 2240 675 7493 236089 988 2261 1622 529 6276 518 193796 473346	9869 444 1246 92 13 671 917 31 2016 355382 347 2092 1300 305 199 1480 26 140 167607 544177	39762 573 5919 334 272 6658 4340 226 11342 485497 1215 3896 2722 1622 1095 14368 134 822 452021 1032818	3068
DRESSES WVN COTT WOMENS CHLDNS 100 U KINGDOM 327 FRANCE 335 GERMANY W 340 HUNGARY 344 ITALY 352 MEXICO 354 NETHRLNDS 375 SWEDEN 376 SWITZRLND 383 HAWAII 400 U STATES	NO 561 28 9 104 46 4 28 21 43634 44435	5126 736 256 1004 238 60 267 497 140602 148786	1911 110 11 120 104 46 63 51 204 27 105508 108155	20043 2532 317 192 1004 238 370 497 4140 148 337758 367239	3069
SMOCKS OVRALLS WVN COTTON MENS 354 NETHRLNDS 400 U STATES	LB 16774 16774	27202 27202	884 51500 52384	1104 82717 83821	3070

IMPORTS INTO CANADA FOR CONSUMPTION

Articles and Countries from which Imported	MONTH OF MARCH 1956		THREE MONTHS ENDED MARCH 1956		Class Number
	Quantities	Values (\$)	Quantities	Values (\$)	
RAINCOATS WATERPROOFED COTTON	NO				3071
100 U KINGDOM	1146	13796	2438	31526	
306 BELGIUM	10	99	16	151	
335 GERMANY W	340	4905	7300	31718	
360 ISRAEL	50	325	50	325	
376 SWITZRLND	18	294	193	2314	
400 U STATES	2655	9122	5541	18480	
	4219	28541	15538	84514	
CLTHG NOP COTT KNIT INFTS CHLD	LB				3072
100 U KINGDOM	5081	13423	15705	40533	
231 HONG KONG	250	313	250	313	
306 BELGIUM	245	736	619	2312	
335 GERMANY W			228	825	
347 JAPAN	5165	6497	25708	23547	
354 NETHRLNDS	225	698	441	1619	
400 U STATES	6412	22014	18267	61519	
	17378	43681	61218	130668	
CLTHG NOP COTT KNIT WOMNS GRLS	LB				3073
100 U KINGDOM	2021	5613	4181	10078	
335 GERMANY W			10	115	
344 ITALY			334	2535	
347 JAPAN	800	1082	1100	1660	
354 NETHRLNDS	499	1117	499	1117	
376 SWITZRLND	46	619	46	619	
400 U STATES	5625	21135	12693	44672	
	8991	29566	18863	60796	
CLTHG NOP COTT KNIT MENS BOYS	LB				3074
100 U KINGDOM	9072	22461	16997	38404	
231 HONG KONG	36	61	36	61	
305 AUSTRIA	41	177	41	177	
335 GERMANY W			86	91	
344 ITALY			61	293	
347 JAPAN	50516	52314	197990	199715	
354 NETHRLNDS	3197	5332	3197	5332	
376 SWITZRLND	71	492	185	984	
389 IRELAND			600	1107	
400 U STATES	7367	22062	22359	60643	
	70300	102899	241552	306807	
BAGS COTTON	LB				3082
400 U STATES	4717	3273	15687	15095	
	4717	3273	15687	15095	
BELTING OF COTTON	LB				3083
100 U KINGDOM	5378	5388	10734	12659	
400 U STATES	10587	23824	29062	58919	
	15965	29212	39796	71578	
BLANKETS OF COTTON	LB				3084
100 U KINGDOM	2519	2208	6445	6419	
306 BELGIUM	12943	10782	41519	30679	
335 GERMANY W	6303	4203	21838	14623	
347 JAPAN	7184	1398	23775	7543	
354 NETHRLNDS	3428	1626	12627	5538	
400 U STATES	11531	12470	42562	43952	
	43908	32687	148766	108754	
TAPE AND WEBBING HOOK AND EYE	LB				3085
400 U STATES	1242	1840	1937	3674	
	1242	1840	1937	3674	
BRAIDED WICK FOR CANDLES					3086
100 U KINGDOM				1651	
400 U STATES		1642		8351	
		1642		10002	
CURTAINS COTTON N O P	LB				3087
100 U KINGDOM	16	123	572	1919	
306 BELGIUM	120	1128	120	1128	
376 SWITZRLND	11	1354	22	265	
400 U STATES	10614	22201	31502	59641	
	10761	23587	32216	62953	
TABLE AND TRAY CLOTHS COTTON	LB				3088
100 U KINGDOM	11795	26450	32746	67735	
216 PAKISTAN	20	327	20	327	
231 HONG KONG	1110	3322	4233	11234	
305 AUSTRIA	72	421	72	421	
306 BELGIUM			67	397	
313 CHINA	9007	28252	31889	80694	
327 FRANCE			744	1430	
335 GERMANY W			862	1520	
347 JAPAN	6997	7431	27893	27384	
352 MEXICO			436	900	
354 NETHRLNDS	633	1858	5746	7458	
367 AZORES			112	1106	
373 CANARY IS			202	459	
376 SWITZRLND	592	3661	619	4112	
400 U STATES	10041	17401	27886	47509	
	40267	89123	133527	252686	
DUCK SEAMLESS COTTON FOR HOSE	LB				3089
400 U STATES			436	615	
			436	615	
FRINGES AND TASSELS COTTON	LB				3090
400 U STATES			125	297	
			125	297	
HANDKERCHIEFS COTTON	LB				3091
100 U KINGDOM	15398	39120	35045	91295	
231 HONG KONG	15	243	100	1393	
305 AUSTRIA	30	181	73	296	
317 CZECHO S	47	196	47	196	
327 FRANCE	5	74	14	328	
335 GERMANY W	150	613	150	613	

IMPORTS INTO CANADA FOR CONSUMPTION

Articles and Countries from which Imported	MONTH OF MARCH 1956		THREE MONTHS ENDED MARCH 1956		Class Number
	Quantities	Values (\$)	Quantities	Values (\$)	
347 JAPAN	9872	11547	31787	34304	
354 NETHRLNDS	139	292	488	955	
376 SWITZRLND	674	8557	3432	52354	
400 U STATES	1827	6368	8183	22768	
	28157	67191	79319	204502	
LADDER TAPES FOR BLINDS	LB				3092
100 U KINGDOM	572	1048	848	1567	
400 U STATES	410	434	1398	1652	
	982	1482	2246	3219	
MANTLE STOCKING FOR GAS LIGHT					3093
QUILTS COUNTERPANES COTTON	LB				3094
100 U KINGDOM	1557	2584	3887	5580	
215 INDIA	1206	1420	1456	1617	
306 BELGIUM			1122	902	
335 GERMANY W			33	86	
344 ITALY			356	450	
354 NETHRLNDS	302	317	302	317	
400 U STATES	95948	116051	268671	336048	
	99013	120372	275827	345000	
SHEETS COTTON	LB				3095
100 U KINGDOM	505	955	2186	3919	
306 BELGIUM			906	702	
335 GERMANY W	75	114	75	114	
347 JAPAN	1989	1445	1989	1445	
354 NETHRLNDS	136	144	1134	1000	
400 U STATES	102429	114298	315715	341815	
	105134	116956	322005	348995	
TOWELS COTTON	LB				3096
100 U KINGDOM	3477	3536	8530	8449	
215 INDIA	2554	1913	3244	2334	
231 HONG KONG	6200	2611	6200	2611	
306 BELGIUM	56	83	56	83	
317 CZECHOS			7039	5963	
335 GERMANY W			35	150	
347 JAPAN	10461	8980	48391	38502	
354 NETHRLNDS	819	953	1829	2219	
365 POLAND			2833	2475	
367 AZORES	107	585	193	1043	
400 U STATES	364409	361942	771928	783462	
	388083	380603	850278	847291	
COTTON MANUFACTURES N O P	LB				3097
100 U KINGDOM	11850	17402	70839	69050	
215 INDIA			25	158	
231 HONG KONG			476	891	
305 AUSTRIA			28	229	
306 BELGIUM	553	579	907	1257	
313 CHINA			263	452	
318 DENMARK			50	958	
327 FRANCE	204	1118	327	1651	
335 GERMANY W	608	1498	2470	5132	
344 ITALY			1800	468	
347 JAPAN	2840	2733	12699	11631	
354 NETHRLNDS	273	148	2392	5925	
367 AZORES	60	457	74	543	
376 SWITZRLND	322	1216	442	1764	
390 GERMANY E			132	360	
400 U STATES	100594	148577	311137	429099	
	117304	173728	404061	529568	
WASH CLOTHS BATH MATS COTTON	LB				3098
100 U KINGDOM	129	130	129	130	
335 GERMANY W	69	161	69	161	
347 JAPAN			14666	2587	
400 U STATES	46874	52841	198698	244780	
	47072	53132	213562	247658	
PILLOW CASES COTTON	LB				3100
100 U KINGDOM	3220	5672	12196	21533	
231 HONG KONG	1301	2031	5743	8232	
313 CHINA	12290	5736	25251	26133	
347 JAPAN	36911	31942	128008	114998	
367 AZORES	884	3484	2172	8824	
373 CANARY IS			232	693	
376 SWITZRLND	5	97	81	266	
400 U STATES	17779	20402	73527	83359	
	72390	69364	247210	264038	
FLAX FIBRE AND TOW	CWT				3111
400 U STATES			332	12434	
			332	12434	
HEMP DRESSED OR UNDRESSED	CWT				3112
400 U STATES			44	772	
			44	772	
JUTE AND JUTE BUTTS	CWT				3113
216 PAKISTAN	3004	30414	12600	127795	
	3004	30414	12600	127795	
OAKUM OF FLAX HEMP OR JUTE	CWT				3114
100 U KINGDOM	57	1028	430	4898	
354 NETHRLNDS			160	1594	
400 U STATES	1693	27144	3213	54716	
	1750	28172	3803	61208	
BATTS WADDING VEGETABLE FIBRES	LB				3115
YARNS JUTE SINGLES N O P	LB				3121
100 U KINGDOM	54483	9199	90663	15705	
215 INDIA	27679	4904	66375	11710	
	82162	14103	157038	27415	
YARNS VEGETABLE FIBRE SINGLES	LB				3122
100 U KINGDOM			33226	6773	

IMPORTS INTO CANADA FOR CONSUMPTION

Articles and Countries from which Imported	MONTH OF MARCH 1956		THREE MONTHS ENDED MARCH 1956		Class Number
	Quantities	Values (\$)	Quantities	Values (\$)	
344 ITALY	12054	3486	12054	3486	
352 MEXICO	1002	109	1002	109	
400 U STATES	192	151	192	151	
	13248	3746	46474	10519	
YARNS CORDS TWINE OF JUTE NOP	LB				3123
100 U KINGDOM	3665	977	53539	12657	
306 BELGIUM			4169	801	
400 U STATES	172	98	1172	604	
	3837	1075	58880	14062	
YARNS CORDS TWINE VEG FIB NOP	LB				3124
100 U KINGDOM	40939	10079	96259	26233	
231 HONG KONG			400	108	
306 BELGIUM	6000	958	18000	2878	
318 DENMARK			2257	885	
335 GERMANY W	216	538	5763	2264	
347 JAPAN			855	156	
352 MEXICO	129491	15692	192421	23524	
354 NETHRLNDS	3930	622	8829	1403	
389 IRELAND			3873	643	
400 U STATES	3150	3387	13091	13069	
	183726	31276	341748	71163	
LINEN THREAD FOR SEWING	LB				3125
100 U KINGDOM	16520	35733	66152	134681	
327 FRANCE			198	282	
400 U STATES	204	445	472	1182	
	16724	36178	66822	136145	
YARNS VEG FIBRE FOR WEAVING	LB				3126
100 U KINGDOM	75523	23552	112570	42458	
215 INDIA	139887	26980	324898	64038	
306 BELGIUM			2119	784	
318 DENMARK			9000	6600	
354 NETHRLNDS			2123	828	
400 U STATES	8587	5629	69225	25760	
	223997	56161	519935	140468	
CANVAS TWINE OF FLAX FOR SAILS					3131
100 U KINGDOM				2765	
				2765	
FABRICS CHIEFLY FLAX OR HEMP	LB				3132
100 U KINGDOM	48515	59045	161897	219876	
306 BELGIUM			263	638	
317 CZECHO S			639	612	
318 DENMARK	1698	1920	2813	3254	
327 FRANCE			29	69	
335 GERMANY W	296	164	296	164	
344 ITALY	68	285	439	1815	
375 SWEDEN			466	881	
376 SWITZRLND	34	53	634	1369	
400 U STATES	3037	6616	5724	12688	
	53648	68083	173200	241366	
FABRICS JUTE UNBLEACHED N O P	YD				3134
100 U KINGDOM	2176	799	22823	6261	
215 INDIA	12420380	948905	21769651	1687808	
216 PAKISTAN	50000	4401	150000	13713	
306 BELGIUM	10000	1614	27171	4162	
327 FRANCE			155000	24085	
347 JAPAN			710000	50908	
400 U STATES	561203	78858	1047657	169107	
	13043759	1034577	23882302	1956044	
FABRICS OF JUTE N O P	YD				3135
100 U KINGDOM	2520	518	31577	8791	
400 U STATES			2680	852	
	2520	518	34257	9643	
FABRIC JUTE 12INS WIDE OR LESS	LB				3136
215 INDIA			34320	6308	
			34320	6308	
FAB VEG FIB 12INS WIDE OR LESS	LB				3137
100 U KINGDOM	24021	34214	60295	87788	
306 BELGIUM			1032	1362	
327 FRANCE	28	325	251	712	
335 GERMANY W	24	156	774	861	
347 JAPAN	2494	2372	11802	9208	
354 NETHRLNDS	930	1839	930	1839	
400 U STATES	25875	37597	75938	108813	
	53372	76503	151022	210583	
FABRICS VEGETABLE FIBRE N O P	YD				3138
100 U KINGDOM	4879	2184	11273	6328	
306 BELGIUM	4577	845	4577	845	
327 FRANCE			36	66	
354 NETHRLNDS	1079	337	1079	337	
376 SWITZRLND			33	72	
400 U STATES	7376	7985	12363	13161	
	17911	11351	29361	20809	
TOWELLING TABLE CLOTHS IN WEB	LB				3139
100 U KINGDOM	7663	9585	30118	36432	
317 CZECHO S	6741	5143	21817	16845	
365 POLAND	2143	1377	13442	11155	
376 SWITZRLND	37	139	37	139	
400 U STATES			716	713	
	16584	16244	66130	65284	
WOVEN DRESS LINENS	LB				3140
100 U KINGDOM			379	1046	
			379	1046	
CLOTHING VEGETABLE FIBRES NOP	LB				3162
100 U KINGDOM	510	5077	2246	15552	
305 AUSTRIA			4	83	

IMPORTS INTO CANADA FOR CONSUMPTION

Articles and Countries from which Imported	MONTH OF MARCH 1956		THREE MONTHS ENDED MARCH 1956		Class Number
	Quantities	Values (\$)	Quantities	Values (\$)	
327 FRANCE	18	259	44	427	
344 ITALY	8	110	11	350	
347 JAPAN	924	1136	1219	1308	
376 SWITZRLND	5	85	58	838	
400 U STATES	4007	14636	15412	54097	
BAGS OF HEMP LINEN JUTE SISAL	5472	21303	18994	72655	3171
344 ITALY			148	53	
400 U STATES	10796	973	59411	13940	
	10796	973	59559	13993	
CARPETING RUGS HEMP JUTE SISAL					3172
100 U KINGDOM		15176		41609	
215 INDIA		1006		2053	
231 HONG KONG		269		867	
306 BELGIUM		10002		28900	
317 CZECHO S				2753	
327 FRANCE		946		3930	
335 GERMANY W				2960	
347 JAPAN		108		108	
354 NETHRLNDS		10537		41993	
400 U STATES		1028		3522	
		39072		128765	
QUILTS BATH MATS VEG FIBRE NOP					3173
344 ITALY	3372	3815	11249	12663	
347 JAPAN	4924	3288	22219	15863	
354 NETHRLNDS	121	107	121	107	
400 U STATES	2880	4098	14206	19800	
	11297	11308	47795	48433	
FIRE HOSE LINEN					3174
100 U KINGDOM		17205		19797	
		17205		19797	
HANDKERCHIEFS FLAX OR HEMP					3175
100 U KINGDOM	6414	31580	20754	92868	
231 HONG KONG	857	10680	2055	23977	
305 AUSTRIA	110	461	248	2064	
313 CHINA	103	1271	929	12888	
327 FRANCE			29	353	
367 AZORES			26	913	
376 SWITZRLNO	125	2986	507	9774	
400 U STATES	125	250	144	572	
	7734	47228	24692	143409	
SAILS FOR BOATS AND SHIPS					3176
100 U KINGDOM		1557		1795	
354 NETHRLNDS		192		192	
400 U STATES				1133	
		1749		3120	
TOWELS GLASS CLOTHS CRASH HUCK					3177
100 U KINGDOM	37335	41823	108398	125712	
317 CZECHO S	5663	4619	20734	16271	
347 JAPAN	3766	2161	3766	2161	
365 POLAND	1688	1260	6460	5318	
367 AZORES	51	542	181	943	
400 U STATES	34	110	189	310	
	48537	50515	139728	150715	
SHEETS TABLECLOTHS TOWELS FLAX					3178
100 U KINGDOM	26280	71124	77103	199221	
231 HONG KONG	120	816	869	5157	
306 BELGIUM	377	1022	1722	2190	
313 CHINA	351	1433	1700	7918	
317 CZECHO S	2192	2083	8497	8093	
327 FRANCE			67	138	
344 ITALY	81	291	81	291	
347 JAPAN			6293	4076	
365 POLAND			456	394	
367 AZORES	144	855	1272	10139	
373 CANARY IS	507	2264	829	3776	
376 SWITZRLND	31	252	31	252	
383 HAWAII	15	86	15	86	
389 IRELAND	154	308	154	308	
400 U STATES	1259	2778	3363	7659	
	31511	83312	102452	249698	
JUTE MANUFACTURES N O P					3179
100 U KINGDOM	2053	2604	2673	3128	
400 U STATES	9325	3165	25540	8972	
	11378	5769	28213	12100	
VEGETABLE FIBRE MFRS N O P					3180
100 U KINGDOM	34858	46696	84330	119448	
215 INDIA			81	89	
216 PAKISTAN			350	1185	
231 HONG KONG	76	531	264	666	
234 AUSTRALIA			50	231	
306 BELGIUM	488	761	3235	4154	
313 CHINA			125	673	
317 CZECHO S	79	150	1340	1075	
318 DENMARK			80	79	
327 FRANCE	182	267	2037	2301	
335 GERMANY W	525	540	2754	3974	
344 ITALY	2255	2442	3949	4274	
347 JAPAN	35855	23931	144699	116311	
352 MEXICO			780	326	
354 NETHRLNDS	801	799	1279	2361	
359 NORWAY	828	520	828	520	
367 AZORES	70	214	330	1571	
376 SWITZRLND	96	199	175	326	
390 GERMANY E			460	416	
400 U STATES	239975	227329	605391	618716	
	316088	304379	852537	878696	

IMPORTS INTO CANADA FOR CONSUMPTION

Articles and Countries from which Imported	MONTH OF MARCH 1956		THREE MONTHS ENDED MARCH 1956		Class Number
	Quantities	Values (\$)	Quantities	Values (\$)	
RAW SILK AND COCOONS 400 U STATES	LB 1240	4929	11004	48573	3201
GARNETTED SILK WASTES	LB 1240	4929	11004	48573	3202
YARNS THROWN SILK IN THE GUM	LB				3211
YARNS SINGLES SPUN SILK N O P 400 U STATES	LB 197	970	1284	6311	3212
THREADS CORDS TWIST SILK N O P 100 U KINGDOM 335 GERMANY W 400 U STATES	LB 28 140 168	491 1088 1579	65 10 492	874 227 4531	3213
YARN SILK FOR KNITTING WEAVING 100 U KINGDOM 344 ITALY 400 U STATES	LB 141 141	688 688	51 3000 790	200 2640 3856	3214
YARNS SILK METALLIC COVERED 400 U STATES	LB 49	170	49	170	3215
YARNS SILK N O P 376 SWITZRLND 400 U STATES	LB 25 25	180 180	840 892	4861 5499	3216
BOLTING CLOTH NOT MADE UP 100 U KINGDOM 347 JAPAN 376 SWITZRLND 400 U STATES	YD 96 900 1254 4154	216 1121 3188 4613	151 2130 2525 7839	335 2991 7077 19176	3221
KNITTED FABRICS SILK	LB 6404	9138	12645	29579	3222
FABRICS SILK 20 IN UNFINISHED 347 JAPAN	YD		11655	2914	3223
FABRICS SILK N O P 100 U KINGDOM 215 INDIA 231 HONG KONG 306 BELGIUM 327 FRANCE 335 GERMANY W 344 ITALY 347 JAPAN 371 THAILAND 376 SWITZRLND 400 U STATES	YD 2135 208 220 6627 772 5564 62284 4480 101313 183603	6932 457 364 12826 805 16862 58593 10275 138477 245591	7075 498 208 264 14768 2177 23680 178145 38 27818 317360 572031	17922 759 457 506 28635 2289 61498 164678 551 56959 467693 801947	3224
FABRICS SILK 26 INCHES OR LESS 100 U KINGDOM 327 FRANCE 344 ITALY 400 U STATES	YD 260 56 50 366	985 196 196 1377	510 41 56 657	1924 291 196 2607	3225
RIBBONS SILK UNDER 12 INCHES 100 U KINGDOM 376 SWITZRLND 400 U STATES	LB 7 7 220 234	119 71 3354 3544	7 7 612 626	119 71 10910 11100	3228
FABRICS SILK FOR NECKWEAR 100 U KINGDOM 305 AUSTRIA 306 BELGIUM 327 FRANCE 335 GERMANY W 344 ITALY 347 JAPAN 376 SWITZRLND 400 U STATES	YD 175 1805 1583 1718 30296 1003 1200 5960 89883 133623	363 4226 1703 1787 28902 1880 1092 10934 109295 160182	662 5898 2951 6342 72219 3613 6200 14370 294398 406653	1329 11076 3153 7504 75087 6153 3200 25812 357649 490963	3229
UMBRELLA COVERING FABRICS 327 FRANCE 335 GERMANY W 347 JAPAN 376 SWITZRLND 400 U STATES	YD 2144 5340 4167 30475 42126	2750 1535 1202 23566 29053	4920 19646 8609 4167 108184 145526	3639 5458 1666 1202 74104 86069	3230
FABRICS PILE SILK OR SYNTHETIC 100 U KINGDOM 306 BELGIUM 327 FRANCE 335 GERMANY W 344 ITALY 400 U STATES	YD 37 174 809 87 13006 14113	311 794 1780 264 42480 45629	71 451 23 3671 87 36809 41112	1540 1370 153 6885 264 103896 114108	3232
SOCKS AND STOCKINGS SILK 100 U KINGDOM 327 FRANCE 344 ITALY 400 U STATES	DZ PR 5 232 237	198 14597 14795	39 3 6 750 798	1350 65 168 37282 38865	3244
UNDERWEAR SILK KNITTED	LB				3245

IMPORTS INTO CANADA FOR CONSUMPTION

Articles and Countries from which Imported	MONTH OF MARCH 1956		THREE MONTHS ENDED MARCH 1956		Class Number
	Quantities	Values (\$)	Quantities	Values (\$)	
CLOTHING SILK N O P	OZ				3246
100 U KINGDOM	4145	6621	9560	17768	
207 UN SO AFR	24	164	24	164	
215 INDIA			784	416	
231 HONG KONG	190	126	5502	650	
305 AUSTRIA	800	1354	800	1354	
327 FRANCE	1604	1844	2900	2537	
344 ITALY	4755	5552	6957	8375	
347 JAPAN	13708	4125	22206	8024	
376 SWITZRLNO	4749	5001	9871	10749	
389 IRELAND	48	64	48	64	
400 U STATES	9552	9862	22579	20454	
	39575	34713	81231	70555	
DRESSES SILK WOMENS CHILDRENS	NO				3247
100 U KINGDOM	49	3238	393	19609	
327 FRANCE	49	10572	179	23091	
335 GERMANY W			6	313	
344 ITALY	23	808	121	6085	
375 SWEDEN	1	79	2	137	
376 SWITZRLND	19	862	168	8279	
400 U STATES	2170	62613	6881	187084	
	2311	78172	7750	244598	
CLOTHING SILK WOMENS CHILDRENS	OZ				3248
100 U KINGDOM	1831	5254	3248	8642	
215 INDIA			3445	2061	
231 HONG KONG	985	847	2135	1598	
305 AUSTRIA	148	323	522	1172	
313 CHINA			1600	1235	
327 FRANCE	4504	5939	10529	16652	
335 GERMANY W			501	181	
344 ITALY	6355	8264	25481	26263	
347 JAPAN	70463	21265	350491	106512	
376 SWITZRLNO	1969	2759	4179	5626	
400 U STATES	8398	8019	26685	27698	
	94653	52670	428816	197640	
HANDKERCHIEFS SILK	OZ				3251
327 FRANCE			32	51	
347 JAPAN	38006	5654	47381	8606	
376 SWITZRLNO	425	852	803	1477	
400 U STATES			534	599	
	38431	6506	48750	10733	
SILK MANUFACTURES N O P	OZ				3252
100 U KINGDOM	355	406	485	697	
231 HONG KONG			334	173	
327 FRANCE	357	908	809	1563	
344 ITALY	2254	615	2254	615	
347 JAPAN	2928	696	11502	4114	
376 SWITZRLND	86	125	86	125	
392 SYRIA			448	210	
400 U STATES	4016	1992	8796	5069	
	9996	4742	24714	12566	
WOOL IN THE GREASE	LB				3261
100 U KINGDOM	76616	58827	195313	146508	
207 UN SO AFR			37316	30473	
215 INDIA	20090	15622	38831	30278	
234 AUSTRALIA	156040	109974	825312	568031	
236 NEW ZEAL	680152	443872	1953600	1220706	
304 ARGENTINA	40311	30721	96604	68760	
386 URUGUAY	84730	68361	132453	108639	
389 IRELAND	6009	4529	25674	16352	
400 U STATES	41409	31741	300118	254635	
	1105357	763647	3605221	2444382	
WOOL WASHED OR SCOURED	LB				3262
100 U KINGDOM	262455	231335	520141	453637	
207 UN SO AFR	185028	124800	365962	260366	
216 PAKISTAN			68571	50361	
234 AUSTRALIA	615444	544745	2037469	1746556	
236 NEW ZEAL	97625	73355	420008	327016	
304 ARGENTINA	143229	128524	241617	213692	
306 BELGIUM	1677	2007	9213	6162	
309 BRAZIL			1161	1247	
327 FRANCE			10087	7931	
335 GERMANY W			9990	8457	
363 PERU			16798	13438	
386 URUGUAY	33907	35182	74198	63290	
389 IRELAND	5973	4606	5973	4606	
400 U STATES	85159	81975	424793	404647	
	1430497	1226529	4205981	3561406	
WOOL PULLED OR SLIPED	LB				3263
100 U KINGDOM	6359	5619	114920	89823	
236 NEW ZEAL	29568	21368	36482	26125	
304 ARGENTINA	21717	13433	28744	17579	
	57644	40420	180146	133527	
HAIR OF CAMEL ALPACA GOAT NOP	LB				3264
306 BELGIUM	56	425	7742	32025	
335 GERMANY W			1353	17211	
347 JAPAN			2000	20910	
363 PERU	5458	12183	5458	12183	
400 U STATES	6946	9310	13247	26733	
	12460	21918	29800	109062	
MOILS WOOL	LB				3265
100 U KINGDOM	8001	7461	49795	52190	
309 BRAZIL			4901	3529	
386 URUGUAY	8993	5485	12322	7545	
400 U STATES	10102	8284	21441	17980	
	27096	21230	88459	81244	

IMPORTS INTO CANADA FOR CONSUMPTION

Articles and Countries from which Imported	MONTH OF MARCH 1956		THREE MONTHS ENDED MARCH 1956		Class Number
	Quantities	Values (\$)	Quantities	Values (\$)	
GARNETTED WOOL WASTE	LB				3267
100 U KINGDOM			31256	37371	
400 U STATES	11665	24150	58320	93295	
	11665	24150	89576	130666	
WOOL TOPS DRY COMBED	LB				3268
100 U KINGDOM	129715	171628	491486	651322	
207 UN SO AFR	499	655	3023	3870	
400 U STATES			225	519	
	130214	172283	494734	655711	
WOOL TOPS OIL COMBED	LB				3269
100 U KINGDOM	715663	850704	2308697	2773862	
207 UN SO AFR	10135	13004	34785	43820	
234 AUSTRALIA	10975	13006	20880	23999	
400 U STATES			482	900	
	736773	876714	2364844	2842581	
HAIR TOPS	LB				3270
400 U STATES	8059	9979	12473	16406	
	8059	9979	12473	16406	
YARNS OR WARPS HAIR FOR MFRERS	LB				3273
100 U KINGDOM	26354	27084	114183	101166	
400 U STATES			6743	1370	
	26354	27084	120926	102536	
YARN MOHAIR FOR PILE FABRICS	LB				3274
100 U KINGDOM	104	321	3360	7816	
400 U STATES			1474	3486	
	104	321	4834	11302	
YARNS WOOL FOR 6 OZ FABRICS	LB				3275
100 U KINGDOM	11409	23634	64642	130460	
400 U STATES	529	1102	2197	4478	
	11938	24736	66839	134938	
WOOLLEN SPUN YARN	LB				3276
100 U KINGDOM	38726	55130	90310	127953	
306 BELGIUM			1016	3874	
327 FRANCE	136	450	6894	13088	
335 GERMANY W	1869	4646	1869	4646	
344 ITALY	237	686	237	686	
400 U STATES	1739	3067	4252	8420	
	42707	63979	104578	158667	
WORSTED SPUN YARN	LB				3277
100 U KINGDOM	84468	167116	303360	532648	
306 BELGIUM			9369	21407	
327 FRANCE	7586	16251	24910	60043	
335 GERMANY W	2394	5661	3590	8788	
344 ITALY			498	1585	
347 JAPAN	2628	28227	2628	28227	
354 NETHRLNDS			1092	1910	
376 SWITZRLND			257	755	
400 U STATES	1236	3816	4641	16509	
	98312	221071	350345	671872	
WOOL FAB IN GRAY OVR 4 TO 6 OZ	LB				3281
100 U KINGDOM	3189	6451	10317	19796	
	3189	6451	10317	19796	
WOOL FAB IN GRAY 4 OZ OR LESS	LB				3282
100 U KINGDOM	16445	43618	26196	71121	
	16445	43618	26196	71121	
KNITTED FABRICS WOOL N O P	LB				3283
100 U KINGDOM	466	1166	2547	6697	
327 FRANCE			65	416	
400 U STATES	549	1141	3768	12141	
	1015	2307	6380	19254	
FLANNELS	LB				3284
100 U KINGDOM	71115	208972	189330	519391	
306 BELGIUM			68	230	
344 ITALY	49	60	282	1474	
376 SWITZRLND	79	351	79	351	
400 U STATES			247	772	
	71243	209383	190006	522218	
FELT CLOTH N O P	LB				3285
400 U STATES	220	816	220	816	
	220	816	220	816	
OVERCOATINGS	LB				3286
100 U KINGDOM	46262	106007	146044	321305	
327 FRANCE	392	1629	991	4347	
344 ITALY	1465	2267	3586	6325	
347 JAPAN			160	625	
354 NETHRLNDS	40	83	568	1497	
389 IRELAND			1484	3196	
400 U STATES	556	1297	1236	2848	
	48715	111283	154069	340143	
TWEEDS	LB				3287
100 U KINGDOM	111313	291071	340450	863465	
327 FRANCE	10	88	279	1249	
344 ITALY	9519	12921	10717	16581	
354 NETHRLNDS			218	472	
376 SWITZRLND			48	342	
389 IRELAND	853	1803	1063	2696	
400 U STATES	5	56	792	1619	
	121700	305939	353567	886424	
WORSTEDS AND SERGES	LB				3288
100 U KINGDOM	522283	1732035	1662369	5683877	
234 AUSTRALIA	16	56	2584	11792	
304 ARGENTINA	4837	11200	4837	11200	
306 BELGIUM	1009	4394	2204	10737	
317 CZECHO S	415	1115	1852	5130	
327 FRANCE	11632	55700	21059	107727	
335 GERMANY W	69	122	144	325	

IMPORTS INTO CANADA FOR CONSUMPTION

Articles and Countries from which Imported	MONTH OF MARCH 1956		THREE MONTHS ENDED MARCH 1956		Class Number
	Quantities	Values (\$)	Quantities	Values (\$)	
344 ITALY	27328	57633	109098	297658	
347 JAPAN	1729	6240	5762	19533	
354 NETHRLNDS	710	1818	5492	14801	
365 POLAND			198	538	
376 SWITZRLND			1060	8566	
386 URUGUAY	607	2563	2126	9143	
400 U STATES	2519	12190	11466	54304	
	573154	1885066	1830251	6235331	
WOVEN FABRICS N O P WOOL	LB				3289
100 U KINGDOM	84954	184983	250864	583652	
306 BELGIUM	220	680	277	828	
318 DENMARK	98	335	428	1265	
327 FRANCE	391	2365	3232	18259	
335 GERMANY W	463	1167	1398	3662	
344 ITALY	5901	10211	22858	47297	
347 JAPAN	51	170	51	170	
354 NETHRLNDS	1129	3419	2185	6792	
375 SWEDEN			141	310	
376 SWITZRLND	317	2267	851	5427	
389 IRELAND			39	87	
400 U STATES	9036	25871	29509	81458	
	102560	231468	311833	749207	
LUSTRES ITALIAN LININGS	LB				3290
100 U KINGDOM			234	1191	
			234	1191	
WOOL FAB 12 INS WIDE OR LESS	LB				3291
100 U KINGDOM	46	452	538	1932	
327 FRANCE	156	1144	244	1530	
400 U STATES			12	84	
	202	1596	794	3546	
WOOL FABRICS CUT PILE PLUSH	LB				3292
100 U KINGDOM			3270	7420	
335 GERMANY W	246	636	349	880	
400 U STATES	534	3197	785	4356	
	780	3833	4404	12656	
BILLIARD CLOTH OF WOOL FABRIC	LB				3293
100 U KINGDOM	3411	12968	7646	28796	
400 U STATES	38	160	38	160	
	3449	13128	7684	28956	
MELTON CLOTH FOR TENNIS BALLS	LB				3294
SLIPPER CLOTH FOR FOOTWEAR	LB				3295
FILTER PRESS CLOTH OF WOOL	LB				3296
CARPETS AXMINSTER IN ROLLS	SQ FT				3301
100 U KINGDOM	83617	49701	303476	165534	
306 BELGIUM	38685	15960	122321	49408	
327 FRANCE			692	385	
335 GERMANY W	1431	445	15470	8262	
400 U STATES	1283	1055	12538	6155	
	125016	67161	454497	229744	
CARPETS AXMINSTER SQUARES	SQ FT				3302
100 U KINGDOM	43305	22863	141722	67217	
306 BELGIUM	1208	376	7672	3516	
327 FRANCE			959	491	
335 GERMANY W			224	308	
400 U STATES	779	528	8938	6934	
	45292	23767	159515	78466	
CARPET BRUSSELS WILTON IN ROLL	SQ FT				3303
100 U KINGDOM	514444	304753	1463425	861076	
306 BELGIUM	797963	359562	2251825	1035297	
317 CZECHOS	12734	3073	53901	14433	
327 FRANCE	4950	1973	51195	18757	
335 GERMANY W	6589	4597	62413	38602	
344 ITALY	2225	878	33149	14112	
375 SWEDEN			734	511	
400 U STATES	76293	29437	111252	50692	
	1415198	704273	4027894	2033480	
CARPET BRUSSELS WILTON SQUARES	SQ FT				3304
100 U KINGDOM	19901	11611	72979	46204	
306 BELGIUM	10641	4142	71631	26359	
318 DENMARK			237	185	
327 FRANCE			29111	15794	
335 GERMANY W	3113	1947	3113	1947	
344 ITALY	2067	1788	2067	1788	
375 SWEDEN	746	408	966	550	
400 U STATES	11466	9108	15870	13142	
	47934	29004	195974	105969	
CARPETS INGRAIN IN ROLLS	SQ FT				3305
100 U KINGDOM	13297	2536	20047	4303	
306 BELGIUM	9892	6208	15499	9549	
372 SPAIN	6861	2029	11094	2774	
400 U STATES	1539	1706	2619	2367	
	31589	12479	49259	18993	
CARPETS INGRAIN SQUARES	SQ FT				3306
100 U KINGDOM	3168	939	12054	4080	
215 INDIA	6664	1574	13047	3103	
306 BELGIUM	1309	524	22006	8794	
313 CHINA			41383	10494	
347 JAPAN	4750	1401	59077	17136	
354 NETHRLNDS			951	338	
372 SPAIN	2157	532	2157	532	
400 U STATES	802	689	802	689	
	18850	5659	151477	45166	

IMPORTS INTO CANADA FOR CONSUMPTION

Articles and Countries from which Imported	MONTH OF MARCH 1956		THREE MONTHS ENDED MARCH 1956		Class Number
	Quantities	Values (\$)	Quantities	Values (\$)	
CARPETS ORIENTAL	SQ FT				3307
100 U KINGDOM			4717	6587	
215 INDIA	76561	65650	237877	223009	
231 HONG KONG			810	969	
313 CHINA			3018	7973	
335 GERMANY W			932	722	
342 IRAN	4376	11117	13131	31077	
347 JAPAN	24764	13045	24764	13045	
353 MOROCCO			2271	3249	
354 NETHRLNDS			403	878	
372 SPAIN	495	771	495	771	
375 SWEDEN	318	212	318	212	
400 U STATES	8615	8410	9891	10105	
	115129	99205	298627	298597	
CARPETS TAPESTRY IN ROLLS	SQ FT				3308
100 U KINGDOM			3110	873	
306 BELGIUM			726	199	
327 FRANCE	27037	11283	88418	34838	
335 GERMANY W	18165	11786	61555	39869	
	45202	23069	153809	75779	
CARPETS TAPESTRY SQUARES	SQ FT				3309
100 U KINGDOM	486	273	486	273	
306 BELGIUM			1035	385	
335 GERMANY W	213	196	1931	1339	
	699	469	3452	1997	
MATS HEARTH RUGS AND RUNNERS	SQ FT				3310
100 U KINGDOM	3104	1419	8160	3059	
215 INDIA	2734	370	11324	1840	
306 BELGIUM			1013	284	
400 U STATES	874	793	5604	1959	
	6712	2582	26101	7142	
GLOVES MITTS AND MITTENS WOOL	DZ PR				3320
100 U KINGDOM	10	171	14	231	
231 HONG KONG	424	2208	2415	7261	
335 GERMANY W	80	696	80	696	
344 ITALY	86	653	118	801	
347 JAPAN	6074	19628	9671	30801	
359 NORWAY	15	92	30	184	
375 SWEDEN			36	107	
400 U STATES	243	1853	675	4153	
	6932	25301	13039	44234	
SHAWLS WOOL KNITTED OR WOVEN	LB				3321
100 U KINGDOM	798	2966	3404	9667	
306 BELGIUM			51	281	
317 CZECHO S	284	862	284	862	
335 GERMANY W			152	732	
400 U STATES			43	170	
	1082	3828	3934	11712	
SOCKS AND STDKINGS WOOL	DZ PR				3322
100 U KINGDOM	17163	100080	45158	248578	
327 FRANCE			5	77	
354 NETHRLNDS	130	705	130	705	
359 NORWAY	46	413	110	938	
400 U STATES	74	351	134	739	
	17413	101549	45537	251037	
UNDERWEAR WOOL KNITTED	LB				3323
100 U KINGDOM	1526	6246	3910	13113	
400 U STATES	127	337	257	955	
	1653	6583	4167	14068	
CLTHNG WVN WOOL WOMENS CHLDRNS	LB				3324
100 U KINGDOM	8750	80558	30637	295887	
215 INDIA			43	179	
227 BAHAMAS	20	158	20	158	
305 AUSTRIA			102	858	
306 BELGIUM	172	653	205	961	
317 CZECHO S	700	3482	2632	14292	
327 FRANCE	325	10800	1814	32196	
335 GERMANY W	283	1058	704	3404	
344 ITALY	79	573	104	2020	
347 JAPAN	150	507	150	507	
354 NETHRLNDS	24	243	185	1549	
375 SWEDEN	54	310	253	2801	
376 SWITZRLND	1872	17762	3207	31285	
389 IRELAND			28	312	
400 U STATES	6752	55741	15076	148567	
	19181	171845	55160	534976	
CLOTHING NDP WOVEN WOOL FABRIC	LB				3325
100 U KINGDOM	2413	27451	4629	45363	
231 HONG KONG	8	150	8	150	
306 BELGIUM	193	765	692	2578	
317 CZECHO S			346	1571	
327 FRANCE	209	1958	680	5502	
335 GERMANY W	42	203	507	2928	
344 ITALY	40	216	40	216	
354 NETHRLNDS	11	178	11	178	
376 SWITZRLND	45	483	1046	11807	
400 U STATES	1175	6855	2135	12933	
	4136	38259	10094	83226	
CLTHG WVN WOOL OUTER MENS BOYS	LB				3326
100 U KINGDOM	11930	102369	33227	234317	
231 HONG KONG	10	103	28	245	
306 BELGIUM	66	160	66	160	
335 GERMANY W	443	1777	783	3347	
344 ITALY			9	84	
376 SWITZRLND			9	127	
389 IRELAND			3	68	

IMPORTS INTO CANADA FOR CONSUMPTION

Articles and Countries from which Imported	MONTH OF MARCH 1956		THREE MONTHS ENDED MARCH 1956		Class Number
	Quantities	Values (\$)	Quantities	Values (\$)	
400 U STATES	1197	6611	2929	15741	
	13646	111020	37054	254089	
CLTHG NOP WOOL KNIT INFTS CHLD	LB				3327
100 U KINGDOM	1996	10658	6519	30211	
306 BELGIUM	284	1364	516	2550	
327 FRANCE			98	406	
335 GERMANY W	84	229	206	892	
344 ITALY			50	323	
347 JAPAN	431	1209	1611	3379	
354 NETHRLNDS			352	1488	
376 SWITZRLND			18	162	
400 U STATES	71	405	407	1827	
	2866	13865	9777	41238	
CLTHG NOP WOOL KNIT WOMNS GRLS	LB				3328
100 U KINGDOM	30707	272232	81066	685054	
305 AUSTRIA	2192	31045	4500	68793	
306 BELGIUM	50	235	130	774	
327 FRANCE	49	1051	241	2264	
335 GERMANY W	17	96	142	793	
344 ITALY	680	8092	1840	25876	
347 JAPAN	5566	12506	19202	51061	
359 NORWAY			19	252	
375 SWEDEN			12	190	
376 SWITZRLND	85	989	316	2827	
400 U STATES	2849	14333	7855	46516	
	42195	340579	115323	884400	
CLTHG NOP WOOL KNIT MENS BOYS	LB				3329
100 U KINGDOM	6074	30247	14965	82064	
305 AUSTRIA	34	312	93	1014	
335 GERMANY W			12	50	
344 ITALY	65	578	330	3163	
347 JAPAN			565	1917	
359 NORWAY			40	689	
375 SWEDEN			15	271	
376 SWITZRLND	22	164	60	836	
400 U STATES	185	929	453	2577	
	6380	32230	16533	92581	
BELTING OF CAMELS HAIR	LB				3341
100 U KINGDOM	2188	2942	3440	5522	
	2188	2942	3440	5522	
BLANKETS N O P WOOL	LB				3342
100 U KINGDOM	33664	55789	81495	132247	
304 ARGENTINA	413	719	413	719	
306 BELGIUM	195	385	195	385	
344 ITALY	3243	2917	3329	2983	
400 U STATES	3961	7085	14492	22071	
	41476	66895	99924	158405	
FELT PRESSED	LB				3343
100 U KINGDOM	994	2475	2620	6452	
306 BELGIUM			110	273	
335 GERMANY W			593	1216	
400 U STATES	2076	3857	8896	19015	
	3070	6332	12219	26956	
RUGS RAILWAY STEAMER AND AUTO	LB				3344
100 U KINGDOM	1119	2266	7473	13033	
306 BELGIUM			5897	1478	
318 DENMARK			180	302	
344 ITALY	8149	4028	20874	11206	
354 NETHRLNDS	156	121	156	121	
400 U STATES			138	355	
	9424	6415	34718	26495	
WOOL MANUFACTURES N O P	LB				3345
100 U KINGDOM	1729	3377	6842	13437	
305 AUSTRIA			18	179	
306 BELGIUM	312	737	677	1608	
327 FRANCE	27	60	27	60	
344 ITALY	93	76	93	76	
354 NETHRLNDS			780	2314	
367 AZORES	37	242	37	242	
376 SWITZRLND			243	660	
400 U STATES	12210	25966	49175	69542	
	14408	30458	57892	88118	
YARN SYNTHETIC ACETATE SINGLES	LB				3360
100 U KINGDOM	1290	1229	6498	4363	
400 U STATES	4915	3300	8766	7427	
	6205	4529	15264	11790	
YARNS SYNTHETIC SINGLES N O P	LB				3361
100 U KINGDOM	37880	21406	82000	46828	
335 GERMANY W			2992	3937	
400 U STATES	9544	9944	47391	40560	
	47424	31350	132383	91325	
YARNS THREADS SYNTHETIC N O P	LB				3362
100 U KINGDOM	5151	7343	10837	14633	
327 FRANCE	1295	1179	3789	5343	
335 GERMANY W	6180	8062	13913	19489	
344 ITALY			305	386	
354 NETHRLNDS	7482	6435	19706	17068	
376 SWITZRLND			16569	15702	
400 U STATES	87562	141887	437082	634288	
	107670	164906	502201	706909	
YARN SYNTHETIC FOR PILE FABRIC	LB				3363
YARNS SYNTHETIC ACETATE TWIST	LB				3364
100 U KINGDOM			42	73	
400 U STATES	31433	39521	92166	130792	
	31433	39521	92208	130865	

IMPORTS INTO CANADA FOR CONSUMPTION

Articles and Countries from which Imported	MONTH OF MARCH 1956		THREE MONTHS ENDED MARCH 1956		Class Number
	Quantities	Values (\$)	Quantities	Values (\$)	
STAPLE FIBRES SYNTHETIC	LB				3365
100 U KINGDOM	250956	83800	1504770	459066	
305 AUSTRIA	16406	4019	31457	7857	
327 FRANCE	2500	1900	2684	2170	
335 GERMANY W	1763	566	61529	27828	
344 ITALY	6902	2139	15277	4737	
376 SWITZRLND	1980	2159	2187	2379	
400 U STATES	300164	335967	1144142	1188553	
	580671	430550	2762046	1692590	
TOPS OF SYNTHETIC FIBRES	LB				3366
100 U KINGDOM	25316	11188	62572	27452	
335 GERMANY W	22778	13484	115508	66512	
400 U STATES	14445	10836	70382	80183	
	62539	35508	248462	174147	
WASTE SHORT FIBRE SYNTHETIC	LB				3367
100 U KINGDOM	11400	5426	29470	12993	
306 BELGIUM			1000	790	
327 FRANCE	214	158	914	791	
400 U STATES	102730	60567	321980	185197	
	114344	66151	353364	199771	
YARNS FROM POLYAMIDES NYLON	LB				3368
100 U KINGDOM	281	812	545	1618	
327 FRANCE	62	505	610	2103	
335 GERMANY W	502	989	502	989	
400 U STATES	16608	55275	60253	207155	
	17453	57581	61910	211865	
YARN SYNTHETIC FOR TIRE FABRIC	LB				3369
316 CUBA	357858	201790	1161306	660866	
400 U STATES	161729	105897	782509	498264	
	519587	307687	1943815	1159130	
KNITTED FABRIC SYNTHETIC FIBRE	LB				3371
100 U KINGDOM	4365	4341	18470	21943	
376 SWITZRLND			95	373	
400 U STATES	19947	61380	77868	208726	
	24312	65721	96433	231042	
FABRICS SYNTHETIC FIBRE N O P	LB				3372
100 U KINGDOM	41815	63469	123337	190722	
231 HONG KONG	458	1103	458	1103	
234 AUSTRALIA			200	787	
305 AUSTRIA	1131	1211	2589	2804	
306 BELGIUM	900	2553	8151	13010	
317 CZECHO S			1367	864	
318 DENMARK	10	52	10	52	
327 FRANCE	2151	11264	7512	31350	
335 GERMANY W	47834	67144	153030	228045	
344 ITALY	7892	12279	44863	70447	
347 JAPAN	19591	19009	31571	39619	
354 NETHRLNDS	5143	6722	10406	14787	
372 SPAIN	7	105	7	105	
375 SWEDEN	84	974	595	3195	
376 SWITZRLND	1687	9651	4156	23226	
400 U STATES	493957	1323678	1789516	4625669	
	622660	1519214	2177768	5246185	
RIBBONS OF SYNTHETIC FIBRES	LB				3373
100 U KINGDOM	826	2956	1206	5003	
317 CZECHO S	1703	2246	1703	2246	
327 FRANCE	1471	5176	3615	15510	
335 GERMANY W	182	2103	324	4071	
344 ITALY			382	488	
347 JAPAN	5377	6541	19387	21662	
354 NETHRLNDS	265	1134	265	1134	
376 SWITZRLND	752	3195	3519	17824	
400 U STATES	32152	70763	92679	205497	
	42728	94114	123080	273435	
STOCKINGS NYLON WOMENS	DZ PR				3376
100 U KINGDOM	17173	99557	38869	246484	
231 HONG KONG	200	937	200	937	
305 AUSTRIA			49	349	
327 FRANCE			48	403	
335 GERMANY W	73	651	380	3079	
344 ITALY	481	3277	1208	7604	
347 JAPAN	950	2965	1470	5180	
354 NETHRLNDS			275	1975	
400 U STATES	18327	128221	49425	334443	
	37204	235608	91924	600454	
STOCKINGS SYNTHETIC MENS BOYS	DZ PR				3378
100 U KINGDOM	369	2174	905	5918	
327 FRANCE	261	1961	270	2026	
400 U STATES	10068	50255	27126	132817	
	10698	54390	28301	140761	
STOCKINGS SYNTHETIC FIBRE NOP	DZ PR				3379
100 U KINGDOM	2475	5200	7271	14176	
335 GERMANY W	110	814	120	892	
400 U STATES	6389	25675	13031	50668	
	8974	31689	20422	65736	
GLOVES OF SYNTHETIC FIBRES	DZ PR				3380
100 U KINGDOM	646	6136	829	8235	
231 HONG KONG	15699	47878	27812	85507	
317 CZECHO S	1203	4848	1203	4848	
327 FRANCE	139	1579	223	1844	
335 GERMANY W	3789	16611	9877	42754	
344 ITALY	1124	5441	1448	7793	
347 JAPAN	37861	116496	114078	364356	
400 U STATES	2701	25182	5439	62489	
	63162	224171	160909	577826	

IMPORTS INTO CANADA FOR CONSUMPTION

Articles and Countries from which Imported	MONTH OF MARCH 1956		THREE MONTHS ENDED MARCH 1956		Class Number	
	Quantities	Values (\$)	Quantities	Values (\$)		
CLOTHING NOP WOVEN SYNTH FIBRE	OZ				3383	
100 U KINGDOM	18117	8827	34284	15659		
231 HONG KONG	15720	3193	30614	5524		
305 AUSTRIA	480	270	1626	1429		
306 BELGIUM	144	91	144	91		
313 CHINA			408	240		
327 FRANCE	3087	2936	18438	11864		
335 GERMANY W	3545	866	27178	5052		
344 ITALY	6774	4787	25975	15824		
347 JAPAN	792481	69714	1987645	190476		
360 ISRAEL	6880	1098	6880	1098		
375 SWEDEN	1040	334	1290	547		
376 SWITZRLND	3518	2102	6499	4852		
400 U STATES	830533	210883	1964337	502050		
	1682319	305101	4105318	754706		
DRESSES WVN SYNT WOMENS CHLDNS	NO				3384	
100 U KINGDOM	94	3744	322	10932		
227 BAHAMAS	1	350	1	350		
231 HONG KONG	21	112	21	112		
306 BELGIUM			6	60		
327 FRANCE	27	3334	170	8505		
335 GERMANY W	31	790	31	790		
344 ITALY	3	69	9	1729		
347 JAPAN	2	60	2	60		
354 NETHRLNDS	47	792	71	1228		
375 SWEDEN			4	205		
376 SWITZRLND	17	142	62	2144		
400 U STATES	20990	133150	73622	436008		
	21233	142543	74321	462123		
UNDERWEAR KNITTED SYNTHETIC	LB				3385	
100 U KINGDOM	1674	4412	3511	9113		
347 JAPAN			642	642		
400 U STATES	2256	9713	9303	28598		
	3930	14125	13456	38353		
CLTHG SYNT FIB KNIT INFTS CHLD	LB				3386	
100 U KINGDOM	2232	7310	4787	13861		
347 JAPAN	60	93	1071	1309		
400 U STATES	425	1601	2216	6424		
	2717	9004	8074	23594		
CLTHG SYNT FIB KNIT WOMNS GRLS	LB				3387	
100 U KINGDOM	1141	7448	2270	11048		
305 AUSTRIA	484	7226	625	9442		
327 FRANCE	16	386	16	386		
344 ITALY	25	666	50	895		
347 JAPAN	354	2595	354	2595		
400 U STATES	8483	41686	20918	99025		
	10503	60507	24233	123391		
CLTHG SYNTH FIB KNIT MENS BOYS	LB				3388	
100 U KINGDOM	2296	4633	3137	6972		
347 JAPAN	3160	2318	9510	7176		
400 U STATES	4226	13301	6788	20331		
	9682	20252	19435	34479		
CURTAINS OF SYNTHETIC FIBRE	OZ				3390	
100 U KINGDOM	5624	800	42360	5618		
400 U STATES	729099	144751	2212915	404180		
	734723	145551	2255275	409798		
HANDKERCHIEFS SYNTHETIC FIBRE	OZ				3391	
347 JAPAN	17760	638	135660	6748		
376 SWITZRLND	1032	1119	1841	1665		
400 U STATES	3876	1020	4668	1912		
	22668	2777	142169	10325		
SYNTHETIC FIBRE MANUFACTRS NOP	OZ				3392	
100 U KINGDOM	184575	20528	546904	55950		
215 INDIA			1176	141		
231 HONG KONG			2125	473		
305 AUSTRIA	628	450	628	450		
306 BELGIUM	2680	286	6920	702		
327 FRANCE	20428	3565	36213	8190		
335 GERMANY W	14784	2698	26806	4956		
344 ITALY	23145	2068	111757	7597		
347 JAPAN	439096	25193	1208057	61104		
354 NETHRLNDS			288	210		
375 SWEDEN	1190	858	3952	2548		
376 SWITZRLND	2240	808	12430	3693		
400 U STATES	2281340	295206	6114846	772337		
	2970106	351660	8072102	918351		
SYNTH FIBRE FOR ELEC APPARATUS	OZ					3393
100 U KINGDOM	7264	765	20424	2801		
400 U STATES	21348	5607	73746	15690		
	28612	6372	94170	18491		
HAIR CLOTH					3401	
100 U KINGDOM		2409		10026		
400 U STATES		374		1560		
		2783		11586		
FILTER PRESS CLOTH OF HAIR					3402	
KAPOK	CWT				3411	
355 INDONESIA	110	4283	330	12310		
400 U STATES	84	3550	477	20721		
	194	7833	807	33031		
MANILA FIBRE	CWT				3412	
315 C RICA			861	14904		
339 HONDURAS	600	11183	1200	22958		
364 PHIL	4287	71770	9517	158605		
400 U STATES	1710	33055	2573	49603		
	6597	116008	14151	246070		

IMPORTS INTO CANADA FOR CONSUMPTION

Articles and Countries from which Imported	MONTH OF MARCH 1956		THREE MONTHS ENDED MARCH 1956		Class Number
	Quantities	Values (\$)	Quantities	Values (\$)	
SISAL ISTLE TAMPICO FIBRE	CWT				3413
203 B E AFR	23711	237017	41191	407532	
309 BRAZIL	15648	143289	56292	507624	
320 DOM REP			6720	70325	
338 HAITI	20353	198048	40206	386569	
352 MEXICO	32	1255	269	5161	
355 INDONESIA	563	5645	563	5645	
394 PORT E AF	10871	111043	17113	175014	
400 U STATES	1775	19490	5283	61351	
	72953	715787	167637	1619221	
VEGETABLE FIBRE N O P	CWT				3414
100 U KINGDOM	66	868	71	1128	
215 INDIA			760	3902	
231 HONG KONG			28	770	
333 MADAGASCAR			297	7327	
400 U STATES	579	4523	848	10925	
	645	5391	2004	24052	
BALER TWINE	CWT				3420
100 U KINGDOM	10	160	2020	32359	
306 BELGIUM	9	116	9	116	
352 MEXICO	2160	25547	4082	47741	
400 U STATES			24	399	
	2179	25823	6135	80615	
GRASSES SEAWEED MOSSES BAGASSE					3421
100 U KINGDOM		3753		5787	
231 HONG KONG		269		594	
327 FRANCE				151	
335 GERMANY W				233	
344 ITALY		302		1832	
347 JAPAN		2120		5254	
359 NORWAY				609	
400 U STATES		16228		48697	
		22672		63157	
BINDER TWINE	CWT				3422
335 GERMANY W			10	125	
354 NETHRLNDS	49	799	49	799	
	49	799	59	924	
COIR AND COIR YARN	CWT				3423
100 U KINGDOM	14	295	21	458	
215 INDIA	21	286	3036	29580	
217 CEYLON			115	1437	
	35	581	3172	31475	
MATS RUGS N O P OF COCOA FIBRE	SQ YD				3424
100 U KINGDOM	352	1386	352	1386	
215 INDIA	14851	8767	26790	15412	
354 NETHRLNDS	274	241	1368	1577	
	15477	10394	28510	18375	
STRAW OR PAPER CARPETING RUGS					3425
100 U KINGDOM				821	
215 INDIA		2922		2922	
223 BARBADOS		58		58	
231 HONG KONG		316		1893	
347 JAPAN		10248		15951	
400 U STATES		25521		69325	
		39065		90970	
VEGETABLE FIBRES FOR BRUSHES	CWT				3428
100 U KINGDOM	50	997	92	1726	
215 INDIA			22	279	
304 ARGENTINA			1	99	
306 BELGIUM			68	1534	
352 MEXICO	59	2659	175	7333	
400 U STATES	183	13460	1320	66465	
	292	17116	1678	77436	
MATS CUT PILE OF COCOA FIBRE	SQ FT				3429
215 INDIA	66465	13323	195392	35321	
354 NETHRLNDS	346	133	346	133	
	66811	13456	195738	35454	
WASTE FOR FURTHER PREPARATION	CWT				3451
100 U KINGDOM	584	23040	2221	51742	
215 INDIA	665	6905	1594	14011	
216 PAKISTAN			401	2609	
231 HONG KONG			115	679	
234 AUSTRALIA	20	840	277	6846	
236 NEW ZEAL	18	1008	124	2214	
309 BRAZIL			1147	20323	
313 CHINA			115	757	
335 GERMANY W			999	13051	
338 HAITI			1360	10061	
344 ITALY			342	2832	
347 JAPAN			350	4045	
354 NETHRLNDS	234	2492	455	4645	
376 SWITZRLND			664	1574	
400 U STATES	30985	315649	83283	913164	
	32506	349934	93447	1048553	
WASTE FOR WIPING RAGS N O P	CWT				3452
100 U KINGDOM	525	12634	993	29873	
234 AUSTRALIA	22	6011	66	8042	
236 NEW ZEAL			8	117	
306 BELGIUM	63	1038	63	1038	
335 GERMANY W			344	3283	
354 NETHRLNDS	19	390	156	2507	
375 SWEDEN	22	527	22	527	
400 U STATES	44097	350402	127909	943939	
	44748	371002	129561	989326	
WASTE GARNETTED READY FOR USE	LB				3453
100 U KINGDOM	13500	1722	16776	3324	

IMPORTS INTO CANADA FOR CONSUMPTION

Articles and Countries from which Imported	MONTH OF MARCH 1956		THREE MONTHS ENDED MARCH 1956		Class Number
	Quantities	Values (\$)	Quantities	Values (\$)	
327 FRANCE			2742	4075	
347 JAPAN			10000	1162	
400 U STATES		18407	451546	61685	
	166554	18407	481064	70246	
BATTS BATTING WADDING N O P	LB				3454
400 U STATES	7725	5410	55613	33692	
	7725	5410	55613	33692	
FISH NETS NETTINGS COMMERCIAL	LB				3460
100 U KINGDOM	80698	182134	208607	376575	
335 GERMANY W	1003	1139	1958	2070	
347 JAPAN	72749	82315	210910	229740	
354 NETHRLNDS	4739	5523	17961	14580	
400 U STATES	9519	27099	25860	81496	
	168708	298210	465296	704461	
FISHING LINES COMMERCIAL	LB				3461
100 U KINGDOM	22820	13610	76243	53242	
318 DENMARK			12331	2626	
335 GERMANY W	2370	1158	21206	17009	
344 ITALY			5995	4662	
347 JAPAN			6716	12269	
354 NETHRLNDS			9209	3537	
359 NORWAY	56777	34851	56777	34851	
400 U STATES	31075	38166	115999	161660	
	113042	87785	304476	289856	
CORDAGE MANILA OVER 1 IN CIRC	LB				3463
100 U KINGDOM	283856	68549	565495	132653	
318 DENMARK	976	207	976	207	
352 MEXICO	4151	485	10152	1444	
364 PHIL			12692	2166	
400 U STATES	850	342	2002	910	
	289833	69583	591317	137380	
CORDAGE COMMERCIAL FISH NET	LB				3464
100 U KINGDOM	209079	47913	621521	147365	
306 BELGIUM	9004	2010	68918	14434	
318 DENMARK	30556	7095	60055	14453	
335 GERMANY W			3527	4188	
347 JAPAN	3477	7088	6496	12830	
352 MEXICO			11051	1765	
354 NETHRLNDS			148285	29218	
364 PHIL			14581	2488	
400 U STATES	14453	11505	52725	48345	
	266569	75611	987159	275086	
CORDAGE OVER 1 INCH NOP	LB				3465
100 U KINGDOM	17015	19793	76823	36621	
400 U STATES	15579	2391	46073	9132	
	32594	22184	122896	45753	
COTTON FABRIC RUBBERIZED	LB				3472
100 U KINGDOM	3534	3326	4613	3979	
400 U STATES	20777	17693	65967	52040	
	24311	21019	70580	56019	
COTTON WINDOW SHADE CLOTH	LB				3473
400 U STATES	1514	2864	4808	8035	
	1514	2864	4808	8035	
COTTON FABRICS COATED N O P	LB				3474
100 U KINGDOM	48744	37609	163126	99751	
306 BELGIUM			3740	4424	
327 FRANCE	900	566	1125	774	
335 GERMANY W			1727	1181	
347 JAPAN	39488	8596	75428	16691	
400 U STATES	389435	396168	1090314	1098028	
	478567	442939	1335460	1220849	
ARTISTS CANVAS COATED PREPARED					3475
100 U KINGDOM				84	
306 BELGIUM				209	
400 U STATES		272		4263	
		272		4556	
CANVAS FLAX FOR TENTS AWNINGS	LB				3476
100 U KINGDOM	1229	848	7826	5105	
400 U STATES			54	82	
	1229	848	7880	5187	
FABRICS JUTE COATED	LB				3478
100 U KINGDOM	700	227	1940	727	
354 NETHRLNDS			1530	688	
400 U STATES	4816	1656	20468	7896	
	5516	1883	23938	9311	
FABRICS VEG FIBRE COATED	LB				3479
100 U KINGDOM	400	136	12518	8589	
400 U STATES	15320	14900	46232	51160	
	15720	15036	58750	59749	
FABRICS FOR BRATTICE CLOTH	LB				3480
100 U KINGDOM	22159	4240	182838	28292	
400 U STATES	275	55	3300	782	
	22434	4295	186138	29074	
FABRICS SILK COATED	LB				3481
400 U STATES	724	4471	1436	10744	
	724	4471	1436	10744	
FABRICS WOOL COATED	LB				3483
100 U KINGDOM	3082	1345	15710	6987	
306 BELGIUM	309	747	1188	3230	
327 FRANCE	196	348	196	348	
400 U STATES	20698	12650	54212	35525	
	24285	15090	71306	46090	
FABRICS SYNTHETIC FIBRE COATED	LB				3484
100 U KINGDOM	1483	606	7972	3248	
306 BELGIUM	14334	15227	101232	110928	
327 FRANCE	3684	7249	6998	13626	

IMPORTS INTO CANADA FOR CONSUMPTION

Articles and Countries from which Imported	MONTH OF MARCH 1956		THREE MONTHS ENDED MARCH 1956		Class Number
	Quantities	Values (\$)	Quantities	Values (\$)	
400 U STATES	140292	217775	490056	764961	
OILCLOTH FLOOR LINOLEUM	159793	240857	606258	892763	
100 U KINGDOM	LB 2730486	360311	6996581	948122	3485
347 JAPAN	215	65	215	65	
400 U STATES	818572	161136	2933489	542711	
OILCLOTH CARRIAGE SHELF TABLE	3549273	521512	9930285	1490898	
100 U KINGDOM	LB 5505	4352	31901	23338	3486
400 U STATES	55637	52279	220130	171381	
TYPEWRITER RIBBONS	61142	56631	252031	194719	
100 U KINGDOM	LB 50	114	2759	6353	3487
335 GERMANY W			23	1200	
400 U STATES	187	808	556	4347	
FABRICS COTTON TO COVER RUBBER	237	922	3338	11900	
100 U KINGDOM	LB 9924	13522	33153	45073	3488
400 U STATES	1540	2444	1849	2904	
CORD TIRE FABRICS SYNTH FIBRE	11464	15966	35002	47977	
316 CUBA	LB		41628	28515	3489
354 NETHRLNDS	10123	7189	10123	7189	
400 U STATES	11892	15226	92007	98235	
LACE EMBROIDERIES BOBBINET NOP	22015	22415	143758	133939	
100 U KINGDOM	LB 2624	16043	8376	49806	3501
215 INDIA			364	780	
231 HONG KONG			824	1550	
305 AUSTRIA			136	486	
306 BELGIUM			23	279	
327 FRANCE	5669	53057	19761	172400	
335 GERMANY W	12	190	99	964	
347 JAPAN	129	967	2331	5591	
354 NETHRLNDS			100	477	
367 AZORES			12	211	
376 SWITZRLND	182	1464	487	3837	
389 IRELAND	7	103	7	103	
400 U STATES	24758	140236	72545	405523	
CORSETS GIRDLES BRASSIERES	33381	212060	105065	642007	
100 U KINGDOM		259		939	3510
335 GERMANY W		91		91	
347 JAPAN				26433	
400 U STATES		94063		265602	
BRACES OR SUSPENDERS AND PARTS		94413		293065	
100 U KINGDOM		2587		5163	3511
327 FRANCE		266		266	
335 GERMANY W		3606		10156	
344 ITALY				53	
400 U STATES		8037		24179	
CHURCH VESTMENTS ANY MATERIAL		14496		39817	
100 U KINGDOM		1900		3013	3512
306 BELGIUM				82	
327 FRANCE		9963		17954	
344 ITALY				302	
400 U STATES		5941		17328	
GARMENTS KNITTED N O P		17804		38679	
100 U KINGDOM	LB 10	163	80	648	3514
335 GERMANY W			4238	5979	
344 ITALY			27	472	
347 JAPAN	312	343	312	343	
400 U STATES	468	1296	566	1638	
GLOVES MITTS AND MITTENS N O P	790	1802	5223	9080	
100 U KINGDOM	DZ PR 415	2877	604	4666	3515
347 JAPAN	489	2552	681	2955	
400 U STATES	635	4657	1961	15007	
BERETS OF WOOL KNITTED FULLED	1539	10086	3246	22628	
100 U KINGDOM	DOZ 1398	7174	3281	15511	3516
327 FRANCE	50	264	271	1190	
359 NORWAY	58	484	58	484	
CAPS BONNETS BERETS N O P	1506	7922	3610	17185	
100 U KINGDOM	DOZ 3990	18242	7523	41276	3517
231 HONG KONG	415	163	415	163	
306 BELGIUM			11	54	
318 DENMARK			30	146	
327 FRANCE	141	669	479	2167	
335 GERMANY W	240	714	293	1775	
344 ITALY			6	165	
347 JAPAN	18756	29442	50977	89033	
352 MEXICO	38	89	38	89	
359 NORWAY			25	330	
400 U STATES	12192	48800	38835	159376	
HATS OF FUR FELT MENS	35772	98119	98632	294574	
100 U KINGDOM	DOZ 167	7026	577	26837	3518
305 AUSTRIA	2	142	2	142	
344 ITALY	117	9023	163	12549	
400 U STATES	27	1066	29	1245	
	313	17257	771	40773	

IMPORTS INTO CANADA FOR CONSUMPTION

Articles and Countries from which Imported	MONTH OF MARCH 1956		THREE MONTHS ENDED MARCH 1956		Class Number
	Quantities	Values (\$)	Quantities	Values (\$)	
HATS OF WOOL FELT	DOZ				3519
100 U KINGDOM			8	147	
400 U STATES	29	415	306	5183	
	29	415	314	5330	
HATS OF FUR FELT WOMENS	DOZ				3520
100 U KINGDOM	11	507	88	4162	
305 AUSTRIA	10	594	10	594	
318 DENMARK			1	146	
327 FRANCE	38	1141	71	2535	
344 ITALY			2	65	
376 SWITZRLND	1	82	1	82	
400 U STATES	2	243	54	1904	
	62	2567	227	9488	
HATS N O P	DOZ				3521
100 U KINGDOM	91	3684	114	5700	
305 AUSTRIA	2	111	2	111	
327 FRANCE	11	1512	88	13019	
335 GERMANY W	52	1010	64	1183	
344 ITALY	397	2672	437	3084	
347 JAPAN			860	579	
354 NETHRLNDS	7	685	7	685	
376 SWITZRLND	54	2648	270	4402	
390 GERMANY E	36	343	36	343	
400 U STATES	8153	157931	22309	477521	
	8803	170596	24187	506627	
FIREMENS SAFETY HELMETS					3522
100 U KINGDOM				980	
400 U STATES		44668		133368	
		44668		134348	
KNITTED GOODS N O P	LB				3524
100 U KINGDOM	474	1571	9609	12024	
400 U STATES	17113	26998	43992	73814	
	17587	28569	53601	85838	
UNDERWEAR N O P KNITTED	LB				3525
CHENILLE YARNS AND CORDS	LB				3548
327 FRANCE			124	239	
347 JAPAN			1726	770	
400 U STATES			25	122	
			1875	1131	
USED BAGS OF VEGETABLE FIBRE					3550
400 U STATES		3718		14831	
		3718		14831	
BELTING N O P	LB				3551
100 U KINGDOM	440	564	784	1242	
335 GERMANY W	17	63	17	63	
400 U STATES	4386	6417	16491	28806	
	4843	7044	17292	30111	
BLANKETS FOR PRINTING PRESSES					3552
100 U KINGDOM		1104		5600	
375 SWEDEN		170		170	
400 U STATES		36903		116099	
		38177		121869	
BRAIDS CORDS FRINGES NOP					3553
100 U KINGDOM		980		5418	
327 FRANCE		2235		3149	
335 GERMANY W		191		1194	
344 ITALY		71		71	
347 JAPAN				3901	
375 SWEDEN		301		301	
376 SWITZRLND		333		1292	
400 U STATES		111518		273102	
		115629		288428	
CARPETS N O P	SQ FT				3554
100 U KINGDOM	15244	3776	97609	17277	
215 INDIA	1351	594	2830	1229	
306 BELGIUM	101823	25147	265507	60276	
318 DENMARK			555	385	
327 FRANCE			3103	1888	
335 GERMANY W			90	52	
344 ITALY	6672	1622	34713	7652	
347 JAPAN	54326	4333	186368	31077	
354 NETHRLNOS	264	97	10858	2318	
372 SPAIN	864	151	864	151	
400 U STATES	181898	72449	783042	330006	
	362442	108169	1385539	452311	
CRAPES BLACK MOURNING					3556
CURTAINS N O P					3557
100 U KINGDOM				263	
400 U STATES		5349		15541	
		5349		15804	
FELT ADHESIVE FOR VESSELS					3558
100 U KINGDOM		359		2156	
		359		2156	
HAT BRAIDS NOT OVER 6 INCHES					3559
231 HONG KONG		81		81	
335 GERMANY W		219		219	
344 ITALY		3606		4971	
347 JAPAN		840		840	
376 SWITZRLNO		37201		156811	
400 U STATES		10029		39505	
		51976		202427	
HAT SWEATS CAP PEAKS AND BANDS					3560
100 U KINGDOM		896		1602	
306 BELGIUM		427		510	

IMPORTS INTO CANADA FOR CONSUMPTION

53

Articles and Countries from which Imported	MONTH OF MARCH 1956		THREE MONTHS ENDED MARCH 1956		Class Number
	Quantities	Values (\$)	Quantities	Values (\$)	
376 SWITZRLND				482	
400 U STATES		37860		143410	
HOODS AND SHAPES OF FUR FELT	DOZ	39183		146004	3561
100 U KINGDOM	10	421	18	593	
317 CZECHO S	55	1085	754	14536	
327 FRANCE	443	7004	478	7694	
344 ITALY	255	3277	309	4355	
400 U STATES	21	712	104	1995	
HOODS AND SHAPES OF WOOL FELT	DOZ	12499	1663	29173	3562
HOODS AND SHAPES KNITTED	DOZ				3563
317 CZECHO S	50	996	50	996	
321 ECUADOR	140	2004	745	7840	
344 ITALY	817	3598	2788	11025	
347 JAPAN	2422	6384	3022	8077	
352 MEXICO			2220	1659	
355 INDONESIA			3000	1772	
376 SWITZRLND	67	1912	484	8936	
400 U STATES	2061	18931	8545	76530	
HOODS AND SHAPES N O P	5557	33825	20854	116835	3564
327 FRANCE			4	705	
376 SWITZRLND	159	2370	375	6534	
400 U STATES	222	1758	1324	9050	
MATERIALS FOR HAT BRAIDS		4128	1703	16289	3565
400 U STATES		108		357	
SURGICAL DRESSINGS		108		357	3566
100 U KINGDOM		31177		84789	
335 GERMANY W		7788		14148	
400 U STATES		62399		185375	
ELASTIC WEBBING WOVEN FOR MFRS		101364		284312	3567
100 U KINGDOM	LB	496	971	1337	2511
335 GERMANY W		129	386	843	2760
344 ITALY		963	1825	3140	5695
347 JAPAN		13916	13200	37326	30913
354 NETHRLNDS				66	154
400 U STATES		8277	14172	20871	50819
ELASTIC WEBBING WOVEN N O P		23781	30554	63583	92852
100 U KINGDOM	LB	1165	2114	2121	3425
335 GERMANY W				1083	1771
344 ITALY		1734	3580	4155	8530
347 JAPAN		562	400	19508	15878
354 NETHRLNDS				780	1647
400 U STATES		7302	20910	30587	70483
WINDOW SHADES ON ROLLERS N O P		10763	27004	58234	101734
400 U STATES			600	2662	3569
CORDED RIBBONS FOR MENS HATS			600	2662	3570
400 U STATES	LB	3515	16893	11398	51592
NONELASTIC FABRICS FOR GARTERS				51592	3571
400 U STATES	LB			256	527
FABRICS FOR CARD CLOTHING				256	527
100 U KINGDOM	LB			420	525
400 U STATES		1558	2991	11618	12876
FIBRE OR TEXTILE PRODUCTS NOP				12038	13401
100 U KINGDOM					2392
344 ITALY			280		1363
347 JAPAN					549
376 SWITZRLND					86
400 U STATES		14457			32119
BRAIDED CORD 1 IN CIRC OR LESS					36509
100 U KINGDOM	LB			1026	1700
400 U STATES		11413	7796	21032	15235
ELASTIC WEBBING BRAIDED					3576
100 U KINGDOM	LB	104	150	2716	3593
335 GERMANY W				19	51
344 ITALY				862	1434
347 JAPAN	28836	21468	80961	55378	
354 NETHRLNDS				706	1375
400 U STATES		5072	11923	20247	49837
		34012	33541	105511	111668

The following table shows the results of the experiments conducted on the 15th of June 1900. The data is presented in three columns, corresponding to the different trials. The first column lists the time taken for the reaction to occur, the second column lists the amount of gas evolved, and the third column lists the temperature of the reaction mixture.

Time (min)	Gas Evolved (ml)	Temperature (°C)
0	0	20
1	10	22
2	20	24
3	30	26
4	40	28
5	50	30
6	60	32
7	70	34
8	80	36
9	90	38
10	100	40
11	110	42
12	120	44
13	130	46
14	140	48
15	150	50

The results indicate that the reaction rate increases with time, and that the temperature of the reaction mixture also increases. This is consistent with the expected behavior of an exothermic reaction.

IMPORTS INTO CANADA FOR CONSUMPTION

65

Articles and Countries from which Imported	MONTH OF MARCH 1956		THREE MONTHS ENDED MARCH 1956		Class Number
	Quantities	Values (\$)	Quantities	Values (\$)	
<u>GROUP 4</u>					
<u>WOOD WOOD PRODUCTS AND PAPER</u>					
CANE REED OR RATTAN					4002
215 INDIA				209	
231 HONG KONG		1026		4558	
335 GERMANY W				1620	
400 U STATES		2216		7189	
		3242		13576	
OSIERS WILLOWS AND BAMBOOS					4003
347 JAPAN		481		7289	
367 AZORES				348	
400 U STATES		4145		4855	
		4626		12492	
CORKWOOD UNMANUFACTURED					4011
366 PORTUGAL		543		941	
400 U STATES		4771		5058	
		5314		5999	
FENCE POSTS	NO				4021
400 U STATES	1028	624	4375	2369	
	1028	624	4375	2369	
HICKORY BILLETS					4022
400 U STATES		25766		48351	
		25766		48351	
POLES TELEGRAPH AND PILING	NO				4024
400 U STATES	8398	198080	18545	568370	
	8398	198080	18545	568370	
RAILWAY TIES	NO				4025
381 ALASKA			356	928	
400 U STATES	8515	21670	20569	55183	
	8515	21670	20925	56111	
LOGS ROUND UNMANUFACTURED NOP	M FT				4026
400 U STATES	31981	985742	88612	3629099	
	31981	985742	88612	3629099	
HANDLE SHINGLE BOLTS FELLOES					4032
400 U STATES		7577		28098	
		7577		28098	
HUB LAST WAGON OAR GUN BLOCKS					4033
100 U KINGDOM				265	
400 U STATES		24127		79695	
		24127		79960	
WOOD TEN PIN BLOCKS ROUGH					4034
TEAK AMARANTH TROPICAL WOODS					4041
100 U KINGDOM				640	
211 NIGERIA		1376		1376	
221 B GUIANA				2923	
231 HONG KONG		133		133	
234 AUSTRALIA				12101	
309 BRAZIL				4800	
321 ECUADOR		788		788	
328 FR AFRICA				1581	
337 GUATEMALA				3471	
347 JAPAN				690	
363 PERU				12977	
364 PHIL				4101	
371 THAILAND		4284		4284	
400 U STATES		17052		54596	
		23633		104461	
ASH WHITE	M FT				4042
400 U STATES	167	20543	449	63529	
	167	20543	449	63529	
CEDAR	M FT				4043
400 U STATES	353	45034	809	113546	
	353	45034	809	113546	
CHESTNUT	M FT				4044
400 U STATES	22	1936	22	1936	
	22	1936	22	1936	
FIR	M FT				4045
381 ALASKA			1	60	
400 U STATES	6205	606083	14053	1335614	
	6205	606083	14054	1335674	
GUMWOOD	M FT				4046
234 AUSTRALIA	4	1032	9	2287	
400 U STATES	69	10457	117	15164	
	73	11489	126	17451	
HEMLOCK	M FT				4047
400 U STATES	699	67433	1672	134865	
	699	67433	1672	134865	
HICKORY	M FT				4048
400 U STATES	2	145	70	11863	
	2	145	70	11863	
MAHOGANY	M FT				4049
210 G COAST	87	17524	126	25255	
211 NIGERIA	688	87471	688	87471	
222 B HOND	64	14173	64	14173	
328 FR AFRICA	12	5415	487	66773	
347 JAPAN	102	15817	610	103476	
364 PHIL	43	9613	262	50339	
400 U STATES	165	44297	404	105560	
	1161	194310	2641	453047	

IMPORTS INTO CANADA FOR CONSUMPTION

Articles and Countries from which Imported	MONTH OF MARCH 1956		THREE MONTHS ENDED MARCH 1956		Class Number
	Quantities	Values (\$)	Quantities	Values (\$)	
OAK	M FT				4050
347 JAPAN			110	24178	
400 U STATES	4622	654744	13086	1818609	
	4622	654744	13196	1842787	
PINE SOUTHERN YELLOW OR PITCH	M FT				4051
400 U STATES	340	56079	955	159446	
	340	56079	955	159446	
PINE WHITE OR OTHER N O P	M FT				4052
309 BRAZIL	110	12504	193	23150	
339 HONDURAS			22	2946	
400 U STATES	2652	239358	7397	668551	
	2762	251862	7612	694647	
POPLAR	M FT				4053
400 U STATES	298	33136	1029	125474	
	298	33136	1029	125474	
REDWOOD	M FT				4054
400 U STATES	59	13506	212	42957	
	59	13506	212	42957	
WALNUT	M FT				4055
400 U STATES	153	41651	452	126170	
	153	41651	452	126170	
LUMBER AND TIMBER HARDWOOD NOP	M FT				4056
347 JAPAN			16	2978	
400 U STATES	2237	208746	5758	579564	
	2237	208746	5774	582542	
LUMBER AND TIMBER N O P	M FT				4057
400 U STATES	821	50629	1973	135147	
	821	50629	1973	135147	
HARDWOOD FLOORING	M FT				4058
354 NETHRLNDS			3	1166	
400 U STATES	1486	230908	4096	626361	
	1486	230908	4099	627527	
PINE PONDEROSA AND SUGAR	M FT				4059
400 U STATES	1919	217568	5773	681196	
	1919	217568	5773	681196	
LATHS	M				4071
PICKETS PLAIN	M				4072
PLYWOOD GLUED OR CEMENTED					4073
326 FINLAND				1481	
327 FRANCE		3244		42471	
335 GERMANY W		17165		19951	
344 ITALY				182	
347 JAPAN		75701		245629	
360 ISRAEL		2688		2688	
365 POLAND				5150	
375 SWEDEN				4778	
400 U STATES		58822		135262	
		157620		457592	
SHINGLES OF WOOD	RF SQ				4074
400 U STATES	1655	11855	5994	29695	
	1655	11855	5994	29695	
VENEERS OF ROSEWOOD ETC					4075
327 FRANCE		5045		13604	
347 JAPAN				3845	
400 U STATES		31112		95133	
		36157		112582	
VENEERS OF WOOD N O P					4076
100 U KINGDOM		67		67	
307 BEL CONGO		4033		29362	
327 FRANCE		560		560	
400 U STATES		106116		384954	
		110776		414943	
VENEERS OF WOOD TAPEO JOINTED					4077
400 U STATES		6874		10397	
		6874		10397	
VENEERS AUSTRALIAN BLACKWOOD					4078
400 U STATES		12928		16424	
		12928		16424	
PLYWOOD FACED WITH METAL					4079
335 GERMANY W				3701	
344 ITALY				1880	
400 U STATES		1858		5787	
		1858		11368	
BARK CRUDE FOR TANNERS USE	CWT				4081
FUELWOOD	CORD				4082
400 U STATES	225	1334	402	2876	
	225	1334	402	2876	
PULPWOOD	CORD				4083
400 U STATES	24248	382146	95220	1575690	
	24248	382146	95220	1575690	
SAWDUST AND WOOD FLOUR					4084
400 U STATES		27400		76046	
		27400		76046	
BARRELS EMPTY SLACK	NO				4090
BARRELS EMPTY TIGHT	NO				4091
400 U STATES	20704	73179	55859	165775	
	20704	73179	55859	165775	
STAVES HEADINGS POPLAR ROUGH					4093

IMPORTS INTO CANADA FOR CONSUMPTION

67

Articles and Countries from which Imported	MONTH OF MARCH 1956		THREE MONTHS ENDED MARCH 1956		Class Number
	Quantities	Values (\$)	Quantities	Values (\$)	
STAVES OAK SAWN SPLIT OR CUT 400 U STATES	M 157	66697	597	188243	4094
STAVES ROUGH SAWN N O P	M 157	66697	597	188243	4095
STAVES 5 EIGHTHS INCH OR OVER	M				4096
STAVES N O P	M				4097
100 U KINGDOM	11	259	48	1051	
400 U STATES	341	11865	783	30078	
	352	12124	831	31129	
WOODEN PAILS AND TUBS					4098
HOOPS HEADS AND LINERS OF WOOD					4099
100 U KINGDOM		285		1140	
400 U STATES		26978		76366	
		27263		77506	
CORK SLABS BOARDS TILES N O P					4101
100 U KINGDOM				1110	
318 DENMARK		3761		13993	
366 PORTUGAL		55		12335	
372 SPAIN		11445		70906	
400 U STATES		9419		43132	
		24680		141476	
CORKS THREE FOURTHS IN OR LESS	LB				4102
366 PORTUGAL	159	389	516	951	
372 SPAIN			384	1441	
400 U STATES	7	77	508	975	
	166	466	1408	3367	
CORKS OVER THREE FOURTHS INCH	LB				4103
100 U KINGDOM	12	122	12	122	
366 PORTUGAL	2764	5081	10435	17074	
372 SPAIN	145	3036	4835	12516	
400 U STATES	3130	2528	3521	3371	
	6051	10767	18803	33083	
CORK SLABS BOARDS FOR MFBS					4104
366 PORTUGAL		3815		61730	
372 SPAIN		20567		81686	
400 U STATES		155298		335560	
		179680		478976	
MANUFACTURES OF CORKWOOD N O P					4105
100 U KINGDOM		5448		8639	
366 PORTUGAL				42838	
372 SPAIN				17617	
400 U STATES		22948		76454	
		28396		145548	
BICYCLE RIM STRIPS OF MAPLE					4111
BILLETS OF WOOD FOR BATS					4112
400 U STATES		3221		17960	
		3221		17960	
GUN STOCKS OF WALNUT ROUGH					4113
WOOD HANDLES FOR AGRIC IMPL					4114
400 U STATES		44645		140814	
		44645		140814	
HANDLES OF WOOD N O P					4118
100 U KINGDOM		757		922	
400 U STATES		40043		97968	
		40800		98890	
SHAFTS OR HEADS FOR GOLF CLUBS					4119
400 U STATES		3176		6361	
		3176		6361	
LASTS OF WOOD					4120
400 U STATES		3552		13599	
		3552		13599	
MEXICAN SADDLE TREES STIRRUPS					4121
400 U STATES		1502		4050	
		1502		4050	
SPOKES HICKORY OAK ROUGH					4122
WALKING STICKS AND CANES					4125
100 U KINGDOM		801		3771	
347 JAPAN				385	
400 U STATES		1080		1561	
		1881		5717	
SULPHITE PULP BL DISSOLVING	CWT				4130
400 U STATES	6699	69126	11398	110394	
	6699	69126	11398	110394	
SODA PULP	CWT				4131
SULPHITE PULP UNBLEACHED	CWT				4132
400 U STATES	76634	393342	206775	1139308	
	76634	393342	206775	1139308	
SULPHITE PULP BLEACHED N O P	CWT				4133
400 U STATES	18704	129908	56759	422610	
	18704	129908	56759	422610	
SULPHATE OR KRAFT PULP	CWT				4134
400 U STATES	21082	141435	61527	404144	
	21082	141435	61527	404144	
WOOD PULP MECHANICAL	CWT				4135
PULP OF STRAW OR VEG FIBRE NOP	CWT				4136
400 U STATES	12633	112128	42024	346532	
	12633	112128	42024	346532	

IMPORTS INTO CANADA FOR CONSUMPTION

Articles and Countries from which Imported	MONTH OF MARCH 1956		THREE MONTHS ENDED MARCH 1956		Class Number
	Quantities	Values (\$)	Quantities	Values (\$)	
BOBBINS SHUTTLES AND SPOOLS 100 U KINGDOM 335 GERMANY W 376 SWITZRLND 400 U STATES		5933		10571	4141
				1165	
		3930		4259	
		23732		91675	
		33595		107670	
CASKETS COFFINS AND METAL PTS 400 U STATES		31507		107287	4142
		31507		107287	
CHARCOAL MADE FROM WOOD 400 U STATES	TON				4143
	106	9197	574	43859	
	106	9197	574	43859	
CHURNS N O P WASHBOARDS 100 U KINGDOM 335 GERMANY W 375 SWEDEN 388 YUGO SLAV 400 U STATES				195	4144
				288	
				56	
				1058	
		1549		3404	
		1549		5001	
CLOTHES PINS AND PARTS 318 DENMARK 335 GERMANY W 354 NETHRLNDS 359 NORWAY 375 SWEDEN 400 U STATES	GROSS				4145
	3000	1081	11000	3806	
			750	332	
			6400	1968	
			4800	1562	
	1000	390	3900	1359	
	125	175	745	1230	
	4125	1646	27595	10257	
CRUTCHES OR STAFFS 400 U STATES		2752		8021	4146
		2752		8021	
CURTAIN STRETCHERS 400 U STATES		1040		4732	4147
		1040		4732	
DOORS WOOD 6 FT X 2 FT OR OVER 100 U KINGDOM 335 GERMANY W 354 NETHRLNDS 400 U STATES	NO				4148
			4	224	
			125	553	
			3622	13116	
	1930	17346	6140	53450	
	1930	17346	9891	67343	
EXCELSIOR OR WOOD WOOL 400 U STATES		2318		3918	4149
		2318		3918	
FIBRE AND MANUFACTURES N O P 100 U KINGDOM 327 FRANCE 335 GERMANY W 375 SWEDEN 400 U STATES		129		1888	4150
		1525		1525	
				3134	
		843		2726	
		88283		278552	
		90780		287825	
FURNITURE MAINLY OF WOOD 100 U KINGDOM 207 UN SO AFR 215 INDIA 231 HONG KONG 234 AUSTRALIA 305 AUSTRIA 306 BELGIUM 313 CHINA 317 CZECHO S 318 DENMARK 322 EGYPT 327 FRANCE 335 GERMANY W 344 ITALY 347 JAPAN 352 MEXICO 354 NETHRLNDS 359 NORWAY 363 PERU 365 POLAND 375 SWEDEN 376 SWITZRLND 383 HAWAII 388 YUGO SLAV 389 IRELAND 391 LEBANON 400 U STATES		16697		45453	4151
		50		50	
		58		460	
		13905		17562	
				150	
				173	
				375	
				177	
		2654		10547	
		20398		82808	
				86	
		502		8072	
		9265		11324	
		1061		4272	
		3785		5369	
		356		617	
		107		2267	
		169		332	
		142		142	
		3695		8651	
		1406		10079	
				865	
				148	
				4100	
		59		59	
		54		186	
		487566		1439017	
		561929		1653341	
MATCHES OF WOOD 100 U KINGDOM 375 SWEDEN 400 U STATES				768	4152
		3326		9686	
		2278		27255	
		5604		37709	
MOULDINGS OF WOOD 335 GERMANY W 354 NETHRLNDS 400 U STATES				168	4153
				48	
		2677		4770	
		2677		4986	
SKIS RACQUETS AND FRAMES BATS 100 U KINGDOM 215 INDIA 216 PAKISTAN 234 AUSTRALIA 305 AUSTRIA 306 BELGIUM 318 DENMARK		4482		10741	4154
		836		836	
		1437		2967	
				121	
		2841		4665	
		1799		2189	
		658		1170	

IMPORTS INTO CANADA FOR CONSUMPTION

Articles and Countries from which Imported	MONTH OF MARCH 1956		THREE MONTHS ENDED MARCH 1956		Class Number
	Quantities	Values (\$)	Quantities	Values (\$)	
327 FRANCE				1524	
335 GERMANY W		199		9492	
344 ITALY				855	
347 JAPAN		4279		5595	
354 NETHRLNOS		694		694	
359 NORWAY		67		745	
365 POLAND				107	
375 SWEDEN				210	
376 SWITZRLNO				2073	
400 U STATES		13631		45146	
WINDOW SASH OF WOOD		30923		89130	
400 U STATES		3239		14139	4155
WOOD BOXES CRATES AND SHOOKS		3239		14139	
100 U KINGDOM		54		202	4156
335 GERMANY W				78	
347 JAPAN				1946	
400 U STATES		18981		61075	
MANUFACTURES OF WOOD N O P		19035		63301	
100 U KINGDOM		9671		33457	4157
203 B E AFR		803		1610	
215 INDIA		314		566	
231 HONG KONG		902		1337	
234 AUSTRALIA				139	
306 BELGIUM		90		565	
317 CZECHO S		823		823	
318 DENMARK				603	
327 FRANCE		1196		6215	
335 GERMANY W		4840		10600	
344 ITALY		2769		6062	
347 JAPAN		17127		100448	
352 MEXICO		109		197	
354 NETHRLNDS		2362		4257	
359 NORWAY		440		440	
375 SWEDEN		1136		12695	
376 SWITZRLND				594	
383 HAWAII				175	
390 GERMANY E				265	
400 U STATES		248614		712148	
BOWLS TRAYS AND DISHES OF WOOD		291196		893196	
203 B E AFR		946		946	4158
215 INDIA				190	
224 JAMAICA				162	
318 DENMARK				147	
322 EGYPT				130	
327 FRANCE		339		402	
335 GERMANY W		485		902	
338 HAITI		100		397	
344 ITALY		197		197	
347 JAPAN		7281		22431	
383 HAWAII		252		252	
388 YUGO SLAV				6785	
400 U STATES		7964		14461	
PLAYING CARD STOCK		17564		47402	
400 U STATES	LB	49864	11890	55933	4159
CONT BOARD FOR MOIST OILY FOOD		49864	11890	55933	
400 U STATES	LB	1693908	170392	4413601	4160
CARD STOCK BRISTOL BOARD N O P		1693908	170392	4413601	
400 U STATES	LB	226815	32017	727445	4161
CHIPBOARD NEWS BOARD		226815	32017	727445	
400 U STATES	LB	369844	30588	818891	4162
LEATHER BOARD LEATHEROIO MFRS		369844	30588	818891	
100 U KINGDOM	LB	5777	1379	66717	4163
335 GERMANY W		2270	527	17896	
400 U STATES		31869	7426	85544	
MILLBOARD AND BINDERS BOARD		39916	9332	170157	
100 U KINGDOM	LB	4370	418	17900	4164
400 U STATES		301608	27171	1078341	
PULPBOARD FOR MFR OF WALLBOARD		305978	27589	1096241	
400 U STATES	LB	5674045	297973	12980844	4165
PULPBOARD TO WRAP ROLLS PAPER		5674045	297973	12980844	
400 U STATES	LB	5984	551	768666	4166
STRAWBOARD N O P		5984	551	768666	
400 U STATES	LB	242774	15581	243924	4167
PULP BOARD FOR CONTAINERS		242774	15581	243924	
400 U STATES	LB	5547650	322599	13827702	4168
BUILDING AND INSULATING BOARD		5547650	322599	13827702	
100 U KINGDOM	LB			2418	4169
326 FINLAND		20196	703	20196	
354 NETHRLNDS				10578	
365 POLAND				1586	
375 SWEDEN		238950	9916	29881	
				800790	
				38478	

IMPORTS INTO CANADA FOR CONSUMPTION

Articles and Countries from which Imported	MONTH OF MARCH 1956		THREE MONTHS ENDED MARCH 1956		Class Number
	Quantities	Values (\$)	Quantities	Values (\$)	
400 U STATES	3841875	436676	11028536	1234704	
PULPBOARD OTHER FIBREBOARD NOP	4101021	447295	11892399	1277878	
100 U KINGDOM	LB 1543	307	12597	5370	4170
352 MEXICO			34096	1375	
375 SWEDEN			2434	225	
400 U STATES	772320	111650	2107644	305179	
ELECTRIC INSULATING PRESSBOARD	773863	111957	2156771	312149	
100 U KINGDOM	LB 5152	1340	8366	2057	4171
400 U STATES	151435	37829	549308	134877	
FELTBOARD ROOF FELT NOT COATED	156587	39169	557674	136934	
400 U STATES	LB 113410	3903	1471117	52505	4172
PRESSBOARD N O P	113410	3903	1471117	52505	
100 U KINGDOM	LB		2049	561	4173
400 U STATES	100671	28025	388337	110655	
SHOEBOARDS	100671	28025	390386	111216	
100 U KINGDOM	LB		5190	1313	4174
305 AUSTRIA			16538	1875	
400 U STATES	172179	34990	285762	76308	
PAPERBOARD FOR SHOEBOARDS	172179	34990	307490	79496	
400 U STATES	LB 55697	8972	132835	21950	4175
Gypsum BOARD LATH ROCK LATH	55697	8972	132835	21950	
400 U STATES	LB 20000	341	91210	1661	4176
ENAMELLED PAPER	20000	341	91210	1661	
400 U STATES	LB		351	62	4178
CARBON PAPER			351	62	
100 U KINGDOM	LB 6233	6685	18204	18709	4179
400 U STATES	41488	31526	127235	87630	
RDTGRAVURE PRINTING PAPER	47721	38211	145439	106339	
BOOK PAPER FOR PERIODICALS	LB				4180
400 U STATES	20053	2676	331194	30958	4181
BOOK PRINTING LITHO PAPER NOP	20053	2676	331194	30958	
100 U KINGDOM	LB		528	286	4182
400 U STATES	247794	49877	865039	171367	
BOOK PRINTING PAPER COATED NOP	247794	49877	865567	171653	
100 U KINGDOM	LB 11550	2294	12028	2861	4183
400 U STATES	384574	97733	839420	220822	
COATED PAPERS FOR PERIODICALS	396124	100027	851448	223683	
400 U STATES	LB 95644	9390	334835	40816	4184
COVER PAPERS NOT PASTED COATED	95644	9390	334835	40816	
100 U KINGDOM	LB 8289	4368	16501	9260	4185
400 U STATES	30118	8202	123780	28355	
COVER PAPERS PASTED COATED	38407	12570	140281	37615	
100 U KINGDOM	LB 868	960	868	960	4186
400 U STATES	83427	19034	149155	53796	
SURFACE COATED PAPER N O P	84295	19994	150023	54756	
100 U KINGDOM	LB 24738	14430	58026	40350	4187
335 GERMANY			2281	1108	
400 U STATES	113058	70654	388411	231284	
NEWSPRINT PAPER	137796	85084	448718	272742	
WAXED PAPER IN PACKAGE FORM	LB				4188
WAXED PAPER FOR WRAPPING N O P	LB				4189
100 U KINGDOM	LB 4992	1785	6169	2236	4190
400 U STATES	101041	22519	142327	38095	
GREASEPROOF AND GLASSINE PAPER	106033	24304	148496	40331	
400 U STATES	LB 123824	32905	182086	48766	4191
TISSUE WRAPPING PAPER	123824	32905	182086	48766	
400 U STATES	LB 2078	529	73359	14208	4192
VEGETABLE PARCHMENT PAPER	2078	529	73359	14208	
100 U KINGDOM	LB 4361	934	16037	3400	4193
306 BELGIUM	2452	537	2452	537	
400 U STATES	5711	2311	17316	6443	
WRAPPING PAPER KRAFT	12524	3782	35805	10380	
400 U STATES	LB 409778	40194	1321500	139107	4195
WRAPPING PAPER DILED COATED	409778	40194	1321500	139107	
375 SWEDEN	LB		7213	1092	4196
400 U STATES	17056	8372	183655	34604	
WRAPPING PAPER ALL KINDS N O P	17056	8372	190868	35696	
100 U KINGDOM	LB		13113	4378	4197
400 U STATES	262288	39771	524779	86537	
	262288	39771	537892	90915	

IMPORTS INTO CANADA FOR CONSUMPTION

Articles and Countries from which Imported	MONTH OF MARCH 1956		THREE MONTHS ENDED MARCH 1956		Class Number
	Quantities	Values (\$)	Quantities	Values (\$)	
DUPLEX BACKING PAPER 400 U STATES	LB 7 0057	28204	183307	84522	4198
IMITATION PARCHMENT WRAPPING 400 U STATES	LB 7 0057	28204	183307	84522	4199
WRAPPER SHEETS AND HEADS 400 U STATES	LB 24996	2912	39292	4614	4200
BOND AND LEGER PAPERS UNCUT 400 U STATES	LB 24996	2912	39292	4614	4201
ENVELOPES 100 U KINGDOM 400 U STATES	M 2187	15966	92 5806	636 39359	4202
ONION SKIN AND MANIFOLD PAPER 100 U KINGDOM 335 GERMANY W 400 U STATES	LB 491	403	4119 2240	1931 924	4203
BOXED PAPER AND PAPETERIES 100 U KINGDOM 400 U STATES	LB 37538	27890	185109	193427	4204
HAND MADE PAPER 40 C OR OVER 100 U KINGDOM	LB 164	311	732	1100	4205
WASTE PAPER 224 JAMAICA 400 U STATES	CWT 20666	10506	60600	33786	4209
ELECTRIC CABLE INSULATG PAPER 100 U KINGDOM 400 U STATES	LB 20830	10817	61332	34886	4210
PHOTOGRAPHERS PAPERS 100 U KINGDOM 306 BELGIUM 335 GERMANY W 347 JAPAN 376 SWITZRLND 400 U STATES	LB 113386	221292	297126	578126	4211
BLOTTING PAPER NOT PRINTED 100 U KINGDOM 400 U STATES	LB 113386	221292	297658	578499	4212
CIGARETTE PAPER UNGUMMED 327 FRANCE 400 U STATES	LB 362350	163796	907315	410111	4213
CIGARETTE PAPER GUMMED ROLLS 327 FRANCE 400 U STATES	LB 362350	163796	908355	410332	4214
CIGARETTE PAPERS IN PACKETS 327 FRANCE 400 U STATES	M 390	6709	1072	16904	4215
CREPE PAPER DECORATIVE ROLLS 400 U STATES	LB 50	1500	561	7224	4216
GUMMED PAPER 100 U KINGDOM 335 GERMANY W 400 U STATES	LB 440	8209	1633	24128	4217
HANGINGS OR WALL PAPER 100 U KINGDOM 347 JAPAN 400 U STATES	LB 5930	2357	13334	5601	4218
PAPER FOR SHOT SHELLS GUN WAOS 400 U STATES	LB 17782	4950	33057	10037	4219
PAPIERMACHE WARE N O P 100 U KINGDOM 347 JAPAN 400 U STATES	LB 240039	96942	504295	223664	4220
PAPER OECALCOMANIA 100 U KINGDOM 400 U STATES	LB 257821	101892	537894	233976	4222
PAPER MATRIX FOR PRINTING 400 U STATES	LB 3037	786	25227	5160	4223
PAPER MATTING 347 JAPAN 400 U STATES	LB 658	972	1222	1705	4224
PAPER PHOTO BARYTA COATED 100 U KINGDOM 400 U STATES	LB 35815	23881	120878	63867	4225
SHINGLES OF PAPER OR FELT 400 U STATES	LB 39510	25639	147327	70732	4226

IMPORTS INTO CANADA FOR CONSUMPTION

Articles and Countries from which Imported	MONTH OF MARCH 1956		THREE MONTHS ENDED MARCH 1956		Class Number
	Quantities	Values (\$)	Quantities	Values (\$)	
ROOFING SHEATHING PAPER PREPRD 100 U KINGDOM 400 U STATES	LB 559537	38325	21577 1788252	2066 106016	4227
TISSUE PAPER N O P 100 U KINGDOM 305 AUSTRIA 306 BELGIUM 400 U STATES	LB 46045	9405	1417 328 2043 123439	399 89 372 26176	4228
TOILET PAPER 400 U STATES	LB 46045	9405	127227	27036	4229
TOWELS AND NAPKINS PLAIN 400 U STATES	LB 161290	20926	880367	110455	4230
WAXED STENCIL PAPER 100 U KINGDOM 305 AUSTRIA 335 GERMANY W 400 U STATES	LB 67697	13892	261380	46932	4231
ALL KINDS OF PAPER N O P 100 U KINGDOM 327 FRANCE 335 GERMANY W 393 TAIWAN 400 U STATES	LB 58365	47490	181171	160748	4232
TISSUE PAPER FOR STENCILS 400 U STATES	LB 1585	847	12759	5175	4233
FACIAL TISSUES HANDKERCHIEFS 400 U STATES	LB 803404	198261	2623245	603736	4234
PAPER NAPKINS N O P 100 U KINGDOM 318 DENMARK 327 FRANCE 335 GERMANY W 347 JAPAN 400 U STATES	LB 604989	199108	2638585	611827	4235
CARBONIZING TISSUE PAPER 100 U KINGDOM 327 FRANCE 400 U STATES	LB 5715	1490	5715	1490	4236
CABLE INSULATING PAPER N O P 100 U KINGDOM 344 ITALY 400 U STATES	LB 277859	56891	806102	162531	4237
CASH REGISTER PAPER 400 U STATES	LB 277859	56891	806102	162531	4238
FILTER PAPER 100 U KINGDOM 400 U STATES	LB 140	63	3541	1623	4239
TABULATING PAPER AND STOCK 400 U STATES	LB 318	310	6958	3092	4240
BAGS AND SACKS OF PAPER 100 U KINGDOM 335 GERMANY W 354 NETHRLNDS 400 U STATES	LB 327	310	618	310	4241
PAPER PROTECTORS FOR PLANTS 100 U KINGDOM 400 U STATES	LB 335	2875	1377	447	4242
CONTAINERS PAPERBOARD N O P 100 U KINGDOM 327 FRANCE 335 GERMANY W 347 JAPAN 354 NETHRLNDS 376 SWITZRLND 400 U STATES	LB 29012	11032	108694	32720	4243
MILK BOTTLE CAPS OF PAPER 400 U STATES	LB 30112	11852	123028	39569	4244
PAPER TUBES AND CONES FOR YARN 100 U KINGDOM 306 BELGIUM 335 GERMANY W 400 U STATES	LB 59298	36356	114616	75541	4245
PAPER PATTERNS BOOT AND SHOE 400 U STATES	LB 327	1632	15689	4442	4246
POCKET SPUTUM CUPS AND REFILLS 400 U STATES	LB 195340	43639	444887	100081	4247

IMPORTS INTO CANADA FOR CONSUMPTION

Articles and Countries from which Imported	MONTH OF MARCH 1956		THREE MONTHS ENDED MARCH 1956		Class Number
	Quantities	Values (\$)	Quantities	Values (\$)	
TWINE OR YARN OF PAPER 400 U STATES	LB 4 9738	11019	174504	38777	4248
WINDOW BLINDS OF PAPER	4 9738	11019	174504	38777	4251
MANUFACTURES OF PAPER N O P					4252
100 U KINGDOM		23059		72508	
231 HONG KONG		422		706	
305 AUSTRIA				796	
306 BELGIUM				604	
318 DENMARK		518		518	
327 FRANCE		956		1614	
335 GERMANY W		6679		11551	
344 ITALY		69		225	
347 JAPAN		686		8841	
354 NETHRLNDS		187		3523	
359 NORWAY				156	
375 SWEDEN		110		302	
376 SWITZRLND				639	
390 GERMANY E				334	
400 U STATES		517365		1525879	
PAPER CORES	LB	550051		1628196	4253
400 U STATES	247183	23094	787377	72333	
PAPER CUPS DISHES TABLEWARE	247183	23094	787377	72333	4254
100 U KINGDOM				146	
400 U STATES		37613		105263	
PAPER DOILIES AND LACE PAPER		37613		105409	4255
100 U KINGDOM	LB				
400 U STATES	6379	3529	20227	10402	
PAPER NOVELTIES FLOWERS GAMES	55472	24080	147083	58728	4256
100 U KINGDOM	61851	27609	167310	69130	
318 DENMARK					
335 GERMANY W		448		4408	
347 JAPAN		636		636	
352 MEXICO		1271		2376	
390 GERMANY E		11106		51891	
400 U STATES		1402		2055	
PAPER PATTERNS N O P		2273		10227	4257
100 U KINGDOM		20837		54230	
306 BELGIUM		37973		125823	
327 FRANCE					
400 U STATES					
SHIPPING CONTAINERS		38345		105840	4258
400 U STATES	LB	38345		106558	
TRAYS FOR PACKAGING APPLES	692895	89434	2335510	299141	4259
400 U STATES	692895	89434	2335510	299141	
PAPER MATCHES					4260
344 ITALY		228		1111	
400 U STATES		19329		62075	
ARTISTS PROOF ETCHINGS		19557		63186	4261
400 U STATES				623	
ADMIRALTY CHARTS MANUSCRIPTS				623	4262
100 U KINGDOM				230	
354 NETHRLNDS				372	
400 U STATES		2785		20413	
BLUEPRINTS N O P AND HYDRO PLANS		2785		21015	4263
100 U KINGDOM					
224 JAMAICA		3408		19384	
327 FRANCE				4500	
335 GERMANY W				1347	
376 SWITZRLND				2535	
400 U STATES		269548		178	
MUSIC FOR MECHANICAL PIANOS		272956		994213	4264
400 U STATES				1022157	
MUSIC PRINTED					4265
100 U KINGDOM		1296		4210	
234 AUSTRALIA		80		80	
327 FRANCE		654		1386	
344 ITALY		62		62	
400 U STATES		20474		73801	
NEWSPAPER OR COMIC SECTIONS		22566		79539	4266
400 U STATES		63778		199143	
MAGAZINES NEWSPAPERS UNBOUND		63778		199143	4267
100 U KINGDOM					
231 HONG KONG		13205		41074	
306 BELGIUM		61		906	
327 FRANCE		2493		16958	
335 GERMANY W		61863		127755	
344 ITALY		89		141	
347 JAPAN		361		1621	
375 SWEDEN		175		109	
				175	

IMPORTS INTO CANADA FOR CONSUMPTION

Articles and Countries from which Imported	MONTH OF MARCH 1956		THREE MONTHS ENDED MARCH 1956		Class Number
	Quantities	Values (\$)	Quantities	Values (\$)	
376 SWITZRLND		1105		2626	
400 U STATES		2170947		6546668	
PHOTOGRAPHS NEWS ILLUSTRATION		2250299		6738033	
400 U STATES		2397		6775	4268
PHOTOGRAPHS CHROMOS N O P		2397		6775	
100 U KINGDOM		3084		6102	4269
224 JAMAICA				286	
231 HONG KONG		83		83	
306 BELGIUM				200	
327 FRANCE		236		751	
335 GERMANY W		121		343	
344 ITALY				399	
347 JAPAN		6515		13867	
352 MEXICO		693		931	
354 NETHRLNDS				105	
375 SWEDEN				128	
376 SWITZRLND				235	
389 IRELAND		168		168	
400 U STATES		212672		642481	
PHOTOGRAPHS FOR REPRODUCTION		223572		666079	
100 U KINGDOM		210		277	4271
400 U STATES		12502		37397	
TRANSFERS DECALCOMANIA		12712		37674	
100 U KINGDOM		1279		2241	4272
327 FRANCE		1700		1700	
400 U STATES		28830		75874	
PAPER FOR DUPLICATING MACHINES		31809		79815	
400 U STATES	LB				4290
	87093	41866	222449	109293	
ADVERTISING AND PRINTED MATTER	LB				4291
100 U KINGDOM	24975	34990	93177	105583	
231 HONG KONG	150	150	335	422	
234 AUSTRALIA	200	194	488	1046	
305 AUSTRIA			167	150	
306 BELGIUM	100	100	709	768	
318 DENMARK	75	50	1367	489	
327 FRANCE	1836	1863	9184	9119	
335 GERMANY W	5153	4764	25968	21636	
344 ITALY			6827	3202	
347 JAPAN	50	54	150	138	
354 NETHRLNDS	497	740	6241	6436	
359 NORWAY			183	191	
372 SPAIN	510	226	510	226	
375 SWEDEN	3632	1918	5372	4027	
376 SWITZRLND	715	623	3670	3696	
400 U STATES	657510	664109	1891422	1920521	
PRINTED MATTER NOP	695403	709781	2045770	2077650	4292
100 U KINGDOM		1991		5997	
327 FRANCE				321	
335 GERMANY W		1007		1974	
344 ITALY		297		791	
347 JAPAN		598		3709	
354 NETHRLNDS		493		493	
376 SWITZRLND		58		198	
390 GERMANY E				4463	
400 U STATES		244098		692465	
CARDS FOR PLAYING	PACK	248542		710411	4293
100 U KINGDOM			1940	1002	
344 ITALY	500	201	1712	683	
347 JAPAN			200	60	
400 U STATES	7530	4111	18772	10836	
HAND MADE DRAWINGS OR DESIGNS		8030	4312	22624	4294
400 U STATES		1691		12256	
LABELS TAGS TICKETS		1691		12256	
100 U KINGDOM		1790		7031	4295
231 HONG KONG		84		84	
234 AUSTRALIA				305	
318 DENMARK				65	
335 GERMANY W		98		98	
352 MEXICO				50	
400 U STATES		80885		249490	
PICTORIAL POST CARDS		82857		257123	
FOLDERS	LB				4296
100 U KINGDOM	33	208	1053	1422	
231 HONG KONG			30	94	
327 FRANCE	379	516	711	1389	
347 JAPAN			525	437	
376 SWITZRLND	37	68	37	68	
400 U STATES	94576	96750	260308	257120	
BIBLES PRAYER BOOKS HYMN BOOKS		97542	262664	260530	
100 U KINGDOM		48231		128697	4301
231 HONG KONG		107		107	
306 BELGIUM		33160		92926	
327 FRANCE		21942		54698	
335 GERMANY W		4155		8546	
344 ITALY		3713		13768	

IMPORTS INTO CANADA FOR CONSUMPTION

Articles and Countries from which Imported	MONTH OF MARCH 1956		THREE MONTHS ENDED MARCH 1956		Class Number
	Quantities	Values (\$)	Quantities	Values (\$)	
354 NETHRLNDS		629		974	
360 ISRAEL		176		296	
365 POLAND				600	
372 SPAIN		232		232	
375 SWEDEN		120		120	
376 SWITZRLND		120		120	
389 IRELAND				168	
400 U STATES		230604		569792	
		343189		871044	
BLANK BOOKS RULED OR PLAIN					
100 U KINGDOM				298	4302
400 U STATES		981		1424	
				1722	
BOOKS OVER 12 YEARS OLD					
100 U KINGDOM				305	4303
400 U STATES		438		1971	
				2276	
TEXT BOOKS FOR SCHOOLS COLLEGE					
100 U KINGDOM		6615		8794	4305
231 HONG KONG				66	
306 BELGIUM		559		1264	
327 FRANCE		5276		15622	
335 GERMANY W				574	
341 ICELAND				450	
344 ITALY				367	
354 NETHRLNDS				117	
365 POLAND		375		375	
376 SWITZRLND		120		120	
400 U STATES		343999		938639	
		356944		966388	
BOOKS NOVELS FICTION					
100 U KINGDOM		434		2708	4306
400 U STATES		10395		29991	
				32699	
BOOKS SCIENCE FOR LIBRARIES					
100 U KINGDOM		28251		47905	4307
306 BELGIUM		1504		2656	
318 DENMARK				56	
327 FRANCE		7745		15681	
335 GERMANY W		1494		3543	
344 ITALY		128		285	
347 JAPAN				104	
354 NETHRLNDS				392	
375 SWEDEN				742	
376 SWITZRLND		252		320	
400 U STATES		530520		1400130	
		569894		1471814	
BOOKS GOVERNMENT ASSOCIATION					
100 U KINGDOM		6684		10325	4308
234 AUSTRALIA		79		158	
327 FRANCE		446		9494	
335 GERMANY W		366		2121	
344 ITALY		12038		14648	
352 MEXICO				135	
400 U STATES		20489		48037	
		40102		84918	
FREIGHT RATES FOR RAILWAYS					
100 U KINGDOM		348		864	4309
354 NETHRLNDS		148		388	
400 U STATES		3490		9449	
		3986		10701	
BOOKS PRINTED PERIODICALS NOP					
100 U KINGDOM		121392		303678	4310
234 AUSTRALIA				109	
305 AUSTRIA		52		52	
327 FRANCE				424	
335 GERMANY W		138		269	
354 NETHRLNDS		2680		4319	
376 SWITZRLND				64	
380 USSR		81		472	
400 U STATES		770062		2158190	
		894405		2467577	
BOOKS FOREIGN LANGUAGE					
100 U KINGDOM				1873	4311
231 HONG KONG		213		533	
304 ARGENTINA				78	
306 BELGIUM		11603		42115	
318 DENMARK				161	
326 FINLAND				55	
327 FRANCE		80498		240920	
335 GERMANY W		1826		6002	
340 HUNGARY		108		754	
344 ITALY		153		2485	
347 JAPAN		101		424	
353 MOROCCO		3214		3214	
354 NETHRLNDS		219		1663	
375 SWEDEN		1132		1132	
376 SWITZRLND		703		1329	
380 USSR		347		733	
400 U STATES		55068		80459	
		155185		383930	

Date	Place	Event	Remarks
1840	Shanghai	Opium War	First Opium War
1842	Treaty of Nanking	Opium War	First Opium War
1856	Second Opium War	Second Opium War	Second Opium War
1860	Treaty of Beijing	Second Opium War	Second Opium War
1894	First Sino-Japanese War	First Sino-Japanese War	First Sino-Japanese War
1895	Treaty of Shimonoseki	First Sino-Japanese War	First Sino-Japanese War
1911	Revolution of 1911	Revolution of 1911	Revolution of 1911
1915	Twenty-One Demands	Twenty-One Demands	Twenty-One Demands
1919	May Fourth Movement	May Fourth Movement	May Fourth Movement
1921	Communist Party of China	Communist Party of China	Communist Party of China
1927	Great Purge	Great Purge	Great Purge
1937	Second Sino-Japanese War	Second Sino-Japanese War	Second Sino-Japanese War
1945	Victory in World War II	Victory in World War II	Victory in World War II
1949	People's Republic of China	People's Republic of China	People's Republic of China
1956	Great Leap Forward	Great Leap Forward	Great Leap Forward
1966	Cultural Revolution	Cultural Revolution	Cultural Revolution
1978	Reform and Opening Up	Reform and Opening Up	Reform and Opening Up
1989	Tiananmen Square	Tiananmen Square	Tiananmen Square
1997	Handover of Hong Kong	Handover of Hong Kong	Handover of Hong Kong
2001	China joins WTO	China joins WTO	China joins WTO
2008	Beijing Olympics	Beijing Olympics	Beijing Olympics
2012	Xi Jinping becomes leader	Xi Jinping becomes leader	Xi Jinping becomes leader
2015	China's Belt and Road Initiative	China's Belt and Road Initiative	China's Belt and Road Initiative
2020	COVID-19 Pandemic	COVID-19 Pandemic	COVID-19 Pandemic

IMPORTS INTO CANADA FOR CONSUMPTION

Articles and Countries from which Imported	MONTH OF MARCH 1956		THREE MONTHS ENDED MARCH 1956		Class Number
	Quantities	Values (\$)	Quantities	Values (\$)	
<u>GROUP 5</u>					
<u>IRON AND ITS PRODUCTS</u>					
IRON ORE	TON				5001
309 BRAZIL			10587	108237	
350 LIBERIA			22579	272612	
400 U STATES			10242	51815	
	2877	11174	43408	432664	
FERRO TUNGSTEN	CWT				5010
100 U KINGDOM	112	23559	336	70092	
	112	23559	336	70092	
PIG IRON FOR AGRIC IMPLEMENTS	TON				5011
400 U STATES	142	9319	272	17842	
	142	9319	272	17842	
PIG IRON N O P	TON				5012
100 U KINGDOM			5	232	
234 AUSTRALIA			1125	69676	
400 U STATES	61	3649	236	15504	
	61	3649	1366	85412	
FERRO MANG UNDER	CWT				5013
1 PC SILICON			1110	18988	
327 FRANCE			18170	333594	
400 U STATES	6509	120117	19280	352582	
	6509	120117			
SILICO MANG OVER	CWT				5014
1 PC SILICON	745	13356	1934	34001	
400 U STATES	745	13356	1934	34001	
FERRO SILICON	CWT				5015
375 SWEDEEN			21	293	
400 U STATES	1076	18591	4476	53899	
	1076	18591	4497	54192	
ALLOYS N O P FOR MFR OF STEEL	CWT				5018
100 U KINGDOM	554	45219	554	45219	
347 JAPAN			1102	18270	
400 U STATES	9535	276684	24922	741032	
	10089	321903	26578	804521	
BILLETS BESSEMER FOR TUBES	TON				5019
INGOTS COGGED BLOOMS SLABS NOP	TON				5020
100 U KINGDOM	4	1097	9	2995	
335 GERMANY W			40	4944	
400 U STATES	585	36019	645	41391	
	589	37116	694	49330	
INGOTS NOT LESS THAN 3 CTS LB	TON				5021
400 U STATES	335	43861	1361	206241	
	335	43861	1361	206241	
INGOTS FOR FORGINGS INGOTS NOP	TON				5022
400 U STATES	169	20889	490	60249	
	169	20889	490	60249	
SPONGE IRON	TON				5024
400 U STATES	12	2189	54	8041	
	12	2189	54	8041	
CAST SCRAP	TON				5031
400 U STATES	5518	200461	14546	520808	
	5518	200461	14546	520808	
WROUGHT SCRAP	TON				5032
100 U KINGDOM			3	85	
236 NEW ZEAL		3923	22	3923	
400 U STATES	67587	3016585	132424	5994694	
	67609	3020508	132449	5998702	
TIN PLATE SCRAP	TON				5033
400 U STATES			150	3798	
			150	3798	
AXLES FOR RAILWAY VEHICLES					5041
400 U STATES		7311		22191	
		7311		22191	
AXLES FOR VEHICLES N O P					5042
400 U STATES		75227		211849	
		75227		211849	
AXLES N O P					5043
100 U KINGDOM				81	
400 U STATES		12215		16887	
		12215		16968	
CASTINGS FOR AGRIC IMPLEMENTS					5044
100 U KINGDOM				1303	
306 BELGIUM				16833	
400 U STATES		22670		137294	
		22670		155430	
INGOT MOULDS FOR STEEL					5045
400 U STATES		282223		831273	
		282223		831273	
MOULDS N O P					5046
400 U STATES		37219		87094	
		37219		87094	
CASTINGS MALLEABLE N O P	CWT				5047
100 U KINGDOM			13	399	
335 GERMANY W			113	1870	
400 U STATES	4209	84181	14110	269970	
	4209	84181	14236	272239	
CASTINGS NON MALLEABLE N O P	CWT				5048
100 U KINGDOM	30	1942	50	2733	
400 U STATES	6279	63993	15201	179912	
	6309	65935	15251	182645	

IMPORTS INTO CANADA FOR CONSUMPTION

Articles and Countries from which Imported	MONTH OF MARCH 1956		THREE MONTHS ENDED MARCH 1956		Class Number
	Quantities	Values (\$)	Quantities	Values (\$)	
CASTINGS OF STEEL N O P	CWT				5049
100 U KINGDOM	1	112	1	112	
327 FRANCE			503	8933	
400 U STATES	4671	117092	15353	361761	
	4672	117204	15857	370806	
FORGINGS N O P					5050
100 U KINGDOM		13613		32596	
400 U STATES		135237		414515	
		148850		447111	
FORGINGS HOLLOW AND 20 TONS					5051
100 U KINGDOM		13226		26159	
400 U STATES		41724		149919	
		54950		176078	
PISTON RING CASTINGS ROUGH					5052
100 U KINGDOM		920		2294	
400 U STATES		11926		23270	
		12846		25564	
CASTINGS FOR RAILWAY VEHICLES					5054
400 U STATES				8475	
				8475	
TIRES STEEL ROUGH RAILWAY	CWT				5055
100 U KINGDOM	4301	43904	16238	161695	
400 U STATES	555	4515	1098	9216	
	4856	48419	17336	170911	
FORGINGS FOR SURGICAL INSTR					5056
STEEL WHEELS FOR RAILWAYS					5057
100 U KINGDOM		125777		713159	
400 U STATES		18074		47965	
		143851		761124	
FORGED GOLF CLUB HEADS					5058
400 U STATES		5654		11915	
		5654		11915	
SEMI FINISHED PISTON CASTINGS					5059
400 U STATES		147		12309	
		147		12309	
BARs BILLETS HOT ROLLED N O P	CWT				5071
400 U STATES	1555	5103	6963	24870	
	1555	5103	6963	24870	
BARs BILLETS COLD ROLLED N O P	CWT				5072
100 U KINGDOM	3016	27078	10245	84786	
305 AUSTRIA	24	384	46	1482	
306 BELGIUM	568	3721	2500	15461	
335 GERMANY W			9	204	
400 U STATES	24781	262129	65405	692374	
	28389	293312	78205	794307	
BARs BILLETS H R 4CTS AND OVER	CWT				5073
100 U KINGDOM	11277	95689	35134	289243	
305 AUSTRIA	73	1359	214	3214	
306 BELGIUM	2095	9142	7900	35789	
335 GERMANY W			459	2365	
347 JAPAN			2212	15183	
375 SWEDEN	254	4639	481	10860	
400 U STATES	122241	882105	342814	2507070	
	135940	992934	389214	2863724	
BARs BILLETS HAMMERED N O P	CWT				5074
100 U KINGDOM			123	1358	
381 ALASKA	22	336	22	336	
400 U STATES	260	7577	430	11897	
	282	7913	575	13591	
BARs HOT ROLLED FOR SHAFTING	CWT				5075
BARs SHEETS STRIP FOR SHOVELS	CWT				5076
400 U STATES	5063	29267	7640	44288	
	5063	29267	7640	44288	
BARs RODS FOR AGRIC IMPLEMENTS	CWT				5077
400 U STATES	34805	226825	104755	708178	
	34805	226825	104755	708178	
RAILWAY RAILS N O P	TON				5078
100 U KINGDOM	568	50008	2184	186972	
306 BELGIUM			139	13091	
335 GERMANY W			146	13280	
400 U STATES	651	74957	1452	167054	
	1219	124965	3921	380397	
STEEL GROOVED TRAMWAY RAILS	TON				5079
400 U STATES			109	14515	
			109	14515	
BARs HOT R ROUNDS AND SQUARES	CWT				5081
100 U KINGDOM	171	1138	2767	22650	
305 AUSTRIA			22	357	
400 U STATES	6933	50013	18850	133252	
	7104	51151	21639	156259	
RODS FOR HORSESHOE NAILS	CWT				5101
RODS FOR MANUFACTURE OF CHAIN	CWT				5102
400 U STATES	513	3208	929	5766	
	513	3208	929	5766	
RODS NOT OVER 375 IN FOR WIRE	CWT				5103
100 U KINGDOM	5541	27871	14618	71491	
400 U STATES	1720	12182	5219	94935	
	7261	40053	19837	166426	
WELDING RODS OF ALL KINDS	CWT				5104
100 U KINGDOM	72	1052	185	5306	
335 GERMANY W	100	4696	184	12727	
381 ALASKA	9	315	9	315	
400 U STATES	12300	304829	39317	944880	
	12481	310892	39695	963228	

IMPORTS INTO CANADA FOR CONSUMPTION

Articles and Countries from which Imported	MONTH OF MARCH 1956		THREE MONTHS ENDED MARCH 1956		Class Number
	Quantities	Values (\$)	Quantities	Values (\$)	
BLANKS FOR MILLING CUTTERS 400 U STATES	CWT				51111
			2	121	
			2	121	
STRIP HOT R 080 INCH OR LESS 400 U STATES	CWT				51112
	1092	5105	1168	5483	
	1092	5105	1168	5483	
STRIP HOT R OVER 080 INCH 327 FRANCE 400 U STATES	CWT				51113
	501	2285	501	2285	
	1117	4837	1907	8279	
	1618	7122	2408	10564	
STRIP COLD R 080 INCH OR LESS 100 U KINGDOM 335 GERMANY W 375 SWEDEN 400 U STATES	CWT				51114
			1092	7395	
			9	117	
	721	22870	1423	44727	
	12018	146731	43371	518117	
	12739	169601	45895	570356	
STRIP COLD R OVER 080 INCH 100 U KINGDOM 400 U STATES	CWT				51115
			23	218	
	2462	28197	7164	88185	
	2462	28197	7187	88403	
STRIP HOT R FOR COLD ROLLING 400 U STATES	CWT				51116
			1308	8330	
			1308	8330	
STRIP FOR MANUFACTURE OF MATS	CWT				51117
STRIP COLD ROLLED FOR DOORS	CWT				51118
HOOP TAG METAL FOR LACES					51119
HOOP STEEL FOR COOPERAGE 100 U KINGDOM 400 U STATES	CWT				51120
	161	1086	512	4294	
	2898	22855	4411	33375	
	3059	23941	4923	37669	
PLATES 66 INCHES WIDE OR LESS 100 U KINGDOM 312 CHILE 327 FRANCE 335 GERMANY W 400 U STATES	CWT				51121
			14090	65819	
			6878	33070	
			660	3762	
			794	3632	
	9940	57791	46478	238409	
	9940	57791	68900	344692	
PLATES OVER 66 INS LESS 78 INS 100 U KINGDOM 335 GERMANY W 400 U STATES	CWT				51122
			9350	43328	
			1123	5413	
	11060	55628	55636	271591	
	11060	55628	66109	320332	
PLATES FLANGED CURVED N O P 400 U STATES	CWT				51123
	5572	76328	20748	308426	
	5572	76328	20748	308426	
PLATES FOR BOILERS D IGESTERS 400 U STATES	CWT				51124
	16092	105454	41864	329881	
	16092	105454	41864	329881	
PLATES STEEL CHEQUER SURFACE 100 U KINGDOM 400 U STATES	CWT				51125
			1333	6966	
	18564	113476	77956	456496	
	18564	113476	79289	463462	
SHEETS OVER 080 INCH THICK N O P 100 U KINGDOM 381 ALASKA 400 U STATES	CWT				51126
	1023	6882	1023	6882	
	12	147	12	147	
	13229	75555	66913	381169	
	14264	82584	67948	388198	
SHEETS 080 INCH OR LESS N O P 100 U KINGDOM 400 U STATES	CWT				51127
	22077	155072	65677	471080	
	158812	1026827	455961	2859443	
	180889	1181899	521638	3330523	
SHEET OR STRIP FOR TIN PLATE 400 U STATES	CWT				51128
			1084	2952	
			1084	2952	
SHEETS FOR MFR OF HOLLOW WARE 100 U KINGDOM 400 U STATES	CWT				51129
	3410	26797	12234	91376	
	18152	127827	61444	447255	
	21562	154624	73678	538631	
SHEETS BLUE FOR HEATING APP	CWT				51130
SHEETS 075SILICON FOR ELEC APP 100 U KINGDOM 400 U STATES	CWT				51131
	42	989	42	989	
	59940	910986	193343	2965692	
	59982	911975	193385	2966681	
SHEETS 5C PER POUND OR OVER 100 U KINGDOM 306 BELGIUM 327 FRANCE 335 GERMANY W 347 JAPAN 400 U STATES	CWT				51132
	57002	337594	127462	758797	
	102	571	2625	14594	
			1331	10173	
	8091	56696	12518	83209	
			31901	185224	
	415854	2915614	1114588	7577789	
	481049	3310475	1290425	8629786	
SHEETS RUST PROOF OVER 5 CTS 100 U KINGDOM 375 SWEDEN 400 U STATES	CWT				51133
	3168	163297	8588	439128	
	608	28865	616	30115	
	22549	844447	61230	2383205	
	26325	1036609	70434	2852448	
SHEETS CORRUGATED AND PEBBLED 100 U KINGDOM 400 U STATES	CWT				51134
			3780	39448	
	13852	103565	41502	304468	
	13852	103565	45282	343916	
SHEETS COATED WITH PAINT TAR 335 GERMANY W	CWT				51135
	23	299	23	299	

IMPORTS INTO CANADA FOR CONSUMPTION

Articles and Countries from which Imported	MONTH OF MARCH 1956		THREE MONTHS ENDED MARCH 1956		Class Number
	Quantities	Values (\$)	Quantities	Values (\$)	
400 U STATES	26334	260532	74682	750553	
SHEETS COATED WITH ENAMEL	26357	260831	74705	750852	
400 U STATES	CWT				5136
	378	5450	1026	17209	
SHEETS COATED WITH TIN	378	5450	1026	17209	
100 U KINGDOM	CWT				5137
400 U STATES	284	4950	958	15469	
	4481	33574	10368	73709	
SHEETS COATED WITH METAL N O P	4765	38524	11326	89178	
100 U KINGDOM	CWT				5139
335 GERMANY W	67	1369	67	1369	
400 U STATES	6459	96110	525	10268	
	6526	97479	13312	240370	
SHEETS COATED WITH ZINC N O P	CWT				5140
100 U KINGDOM	2080	17970	3711	31976	
306 BELGIUM			102	1390	
347 JAPAN	563	5198	563	5198	
400 U STATES	40055	354202	99194	880295	
	42698	377370	103570	918859	
SHEETS FOR COATING WITH METALS	CWT				5141
SHEETS SHAPED FOR AGRIC IMPL	CWT				5142
400 U STATES	1147	23287	6892	89964	
	1147	23287	6892	89964	
SHEETS FOR MFR BUCKLE CLASPS	CWT				5143
100 U KINGDOM			30	1715	
400 U STATES	1267	12652	3879	44922	
	1267	12652	3909	46637	
SHEETS COLD ROLLED FOR HINGES	CWT				5144
400 U STATES	1041	8892	1885	16702	
	1041	8892	1885	16702	
SHEETS FOR MFR OF SADDLERY	CWT				5145
SHEETS TEMPERED FOR SAWS	CWT				5146
100 U KINGDOM	15	764	30	1533	
375 SWEDEN	35	2445	674	41860	
400 U STATES	304	15734	949	54040	
	354	18943	1653	97433	
SHEETS NOT TEMPERED FOR SAWS	CWT				5147
100 U KINGDOM	51	1155	169	3614	
375 SWEDEN	101	4597	296	13096	
400 U STATES	5910	200306	12503	475110	
	6062	206058	12968	491820	
SHEETS COLD ROLLED FOR PIPE	CWT				5148
400 U STATES	15368	95665	47232	310446	
	15368	95665	47232	310446	
SKELP 14 INS OR LESS FOR PIPE	CWT				5149
335 GERMANY W	35384	201075	79677	453909	
400 U STATES	113444	556364	384441	1860323	
	148828	757439	464118	2314232	
SKELP OVER 14 INS FOR PIPE	CWT				5150
400 U STATES	9828	48860	35366	187254	
	9828	48860	35366	187254	
HOT R STRIP FOR MOTOR VEHICLES	CWT				5151
400 U STATES	599	4554	3705	26656	
	599	4554	3705	26656	
WROUGHT OR PUOLED IRON BILLET	CWT				5152
HOOP STRIP BESSEMER FOR HINGES	CWT				5153
400 U STATES	40	244	1500	7098	
	40	244	1500	7098	
PLATES 78 INCHES AND OVER	CWT				5154
100 U KINGDOM	113	837	35699	169012	
400 U STATES	7150	33951	53034	252854	
	7263	34788	88733	421866	
SHEETS COATED LEAD AND TIN	CWT				5157
400 U STATES	17791	147333	60272	488843	
	17791	147333	60272	488843	
ANGLES BEAMS 35 LBS OR OVER	CWT				5161
100 U KINGDOM	3186	15950	19394	95568	
306 BELGIUM	31029	158235	68167	335146	
327 FRANCE	1394	6418	12901	63648	
335 GERMANY W	482	2266	2158	10323	
400 U STATES	390848	2246095	1176779	6817483	
	426939	2428964	1279399	7322168	
ANGLES BEAMS N O P	CWT				5162
100 U KINGDOM	5172	28487	11419	70875	
306 BELGIUM	20345	116141	79173	403487	
327 FRANCE	2522	11637	7120	33232	
347 JAPAN	22036	122313	31640	179089	
375 SWEDEN	93	4209	93	4209	
400 U STATES	244642	1616719	636624	4282975	
	294810	1899506	766069	4973867	
ANGLES DRILLED	CWT				5163
100 U KINGDOM			448	9267	
335 GERMANY W			158	2033	
400 U STATES	4690	31599	23582	158239	
	4690	31599	24188	169539	
BEAMS UNDER 5 1 HALF LB PER YD	CWT				5164
400 U STATES	12735	76783	34589	204203	
	12735	76783	34589	204203	
MASTS ANGLES PLATES FOR SHIPS	CWT				5165
100 U KINGDOM	9665	63762	21672	135884	
306 BELGIUM			1232	5740	
335 GERMANY W	12550	87945	16691	113617	

IMPORTS INTO CANADA FOR CONSUMPTION

Articles and Countries from which Imported	MONTH OF MARCH 1956		THREE MONTHS ENDED MARCH 1956		Class Number
	Quantities	Values (\$)	Quantities	Values (\$)	
347 JAPAN	6065	39561	6065	39561	
400 U STATES	48070	282233	120204	688411	
SASH OR CASEMENT SECTIONS	76350	473501	165864	983213	
100 U KINGDOM	CWT 1420	8212	2187	13565	5166
306 BELGIUM			627	4182	
400 U STATES	7369	68553	18700	159441	
SHAPES 35 LBS PER YARD OR OVER	8789	76765	21514	177188	
100 U KINGDOM	CWT 275	1400	687	3572	5167
306 BELGIUM			8323	42548	
327 FRANCE	791	3641	791	3641	
400 U STATES	37679	239477	111939	724592	
SILL SECTIONS FOR RAILWAY CARS	38745	244518	121740	774353	
PIPE CAST 5 CTS PER LB OR LESS	CWT				5168
100 U KINGDOM	34310	116127	69527	235875	5181
PIPE CAST N O P	34310	116127	69527	235875	
100 U KINGDOM	CWT 4259	42711	10995	82558	5182
335 GERMANY W			153	1071	
400 U STATES	101	4953	1549	41312	
PIPE TUBES FOR BOILERS	4360	47664	12697	124941	
100 U KINGDOM	CWT 6528	64380	20365	211245	5183
335 GERMANY W		3210	981	17580	
375 SWEDEN	78	908	78	908	
376 SWITZRLND	384	4173	384	4173	
400 U STATES	15961	302867	42999	892002	
PIPE BEOSTEAO BRASS TRIMMINGS	23159	375538	64807	1125908	
PIPE WROUGHT 2 ONE HALF INCHES	CWT				5184
100 U KINGDOM	1	288	2	398	5185
400 U STATES	341	6598	1110	16316	
PIPE SEAMLESS 5 CTS PER LB N O P	342	6886	1112	16714	
100 U KINGDOM	CWT 2696	79229	4773	167458	5186
375 SWEDEN	953	18408	2988	55602	
400 U STATES	26798	600924	77518	1681879	
PIPE WROUGHT OVER 10 1 HALF IN	30447	698561	85279	1904939	
100 U KINGDOM	CWT 136182	816134	175861	1060689	5187
400 U STATES	147562	1145016	175792	1444422	
PIPE WROUGHT LESS 10 1 HALF IN	283744	1961150	351653	2505111	
100 U KINGDOM	CWT 20045	157101	36412	275718	5188
306 BELGIUM			242	2226	
327 FRANCE			1312	9496	
335 GERMANY W			978	7612	
354 NETHRLNDS	16	291	16	291	
400 U STATES	50677	550506	152241	1623393	
TUBES WROUGHT COATED HALF INCH	70738	707898	191201	1918736	
400 U STATES	CWT 922	41658	2165	96117	5190
PIPE WROUGHT N O P	922	41658	2165	96117	
100 U KINGDOM	CWT 3885	28423	3893	29222	5191
335 GERMANY W			32	820	
375 SWEDEN	1	63	1	63	
376 SWITZRLND			1	79	
400 U STATES	29549	382104	62051	807182	
PIPE FITTINGS COUPLINGS N O P	33435	410590	65978	837366	
100 U KINGDOM		16866		56514	5192
335 GERMANY W				2152	
347 JAPAN		25766		115946	
400 U STATES		526322		1423179	
PIPE SEAMLESS CDLD DR POLISHED		568954		1597791	
100 U KINGDOM	CWT		84	13919	5193
400 U STATES	31	5090	41	5819	
TUBING STEEL FOR FISHING RODS	31	5090	125	19738	
CASING GAS WATER OR OIL WELL	CWT				5194
100 U KINGDOM	26087	226659	139114	1172652	5195
306 BELGIUM			3766	33277	
327 FRANCE	27154	243203	52084	461950	
335 GERMANY W	2233	17511	6373	81864	
344 ITALY	31281	247433	38706	300500	
347 JAPAN	58073	484000	229863	2014249	
400 U STATES	148569	1453765	438153	4282889	
PIPE FITTINGS WELDING TYPE	293397	2672571	908059	8347381	
100 U KINGDOM		55695		80940	5196
335 GERMANY W		17662		34024	
400 U STATES		247506		515903	
PIPE FOR WELDING TYPE FITTINGS		320863		630867	
400 U STATES	CWT 2592	59799	8182	161055	5197
WIRE BARBED FENCING	2592	59799	8182	161055	
100 U KINGDOM	CWT 2512	17980	9400	72405	5201
306 BELGIUM	1132	7473	9269	60567	

IMPORTS INTO CANADA FOR CONSUMPTION

Articles and Countries from which Imported	MONTH OF MARCH 1956		THREE MONTHS ENDED MARCH 1956		Class Number
	Quantities	Values (\$)	Quantities	Values (\$)	
335 GERMANY W			15541	96120	
400 U STATES	27	253	27	253	
WIRE FLAT QUARTER INCH OR LESS	3671	25706	34237	229345	5203
400 U STATES	CWT				
WIRE ZINC COATED	654	10384	1475	28892	
100 U KINGDOM	654	10384	1475	28892	
306 BELGIUM	CWT				5204
335 GERMANY W	1454	12093	4143	39622	
347 JAPAN			2131	15122	
400 U STATES			110	660	
WIRE COATED NOP OR COVERED	1832	18636	268	1606	
100 U KINGDOM	3286	30729	8892	122121	
306 BELGIUM	CWT		15544	179131	5205
400 U STATES	32	262	128	6254	
WIRE ROPE FOR RIGGING SHIPS			7	166	
335 GERMANY W	1154	34616	2595	87991	
WIRE ROPE CABLE NOP IRON STEEL	1186	34878	2730	94411	
100 U KINGDOM	CWT				5206
306 BELGIUM	240	4455	240	4455	
335 GERMANY W	240	4455	240	4455	
347 JAPAN	CWT				5207
354 NETHRLNDS	3110	62579	8392	173109	
359 NORWAY	591	8730	702	10377	
375 SWEDEN	569	10084	1952	28555	
400 U STATES	364	5786	460	7259	
WIRE FOR UPHOLSTERY SPRINGS	1921	30090	3823	58644	
400 U STATES	74	3074	402	7441	
WIRE FOR CORSET STEELS	3111	62964	11	314	
100 U KINGDOM	9740	183307	8316	183586	
306 BELGIUM	CWT		24058	469285	5208
335 GERMANY W	3293	32767	17968	168892	
347 JAPAN	3293	32767	17968	168892	
354 NETHRLNDS	CWT				5209
359 NORWAY	50	1806	195	7193	
375 SWEDEN	197	9111	826	37095	
400 U STATES	247	10917	1021	44288	
WIRE FOR MFR OF WIRE ROPE	CWT				5210
100 U KINGDOM	20562	235256	61536	690335	
306 BELGIUM			354	4168	
335 GERMANY W	560	6578	1303	18315	
347 JAPAN	15386	208284	57667	800377	
354 NETHRLNDS	36508	450118	120860	1513195	
359 NORWAY					5211
375 SWEDEN					
400 U STATES					
WIRE AND WIRE ROPE COM FISHING					
100 U KINGDOM		25155		54647	
359 NORWAY		1856		1856	
400 U STATES		627		840	
WIRE FOR MFR CARO CLOTHING		27638		57343	
100 U KINGDOM	CWT				5212
306 BELGIUM	6	171	18	637	
335 GERMANY W	4	177	65	4498	
347 JAPAN	10	348	83	5135	
354 NETHRLNDS	CWT				5213
359 NORWAY	4855	22243	8314	40948	
375 SWEDEN	4855	22243	8314	40948	
400 U STATES	CWT				5214
WIRE OF IRON OR STEEL N O P	2047	27215	3359	44849	
100 U KINGDOM	1765	17699	3090	30814	
306 BELGIUM			5	172	
318 DENMARK			2574	13104	
327 FRANCE	1764	8648	1520	8958	
335 GERMANY W	9	87	730	4236	
347 JAPAN			701	16353	
375 SWEDEN	328	7149	63446	820737	
400 U STATES	17004	259431	75425	939223	
WIRE FENCING NOT LESS 80 INCH	22917	320229			5215
100 U KINGDOM					
306 BELGIUM		9650		30359	
335 GERMANY W		926		3682	
347 JAPAN		3730		13100	
354 NETHRLNDS		15478		23921	
400 U STATES		29784		71062	
WIRE FENCING WOVEN N O P					5216
100 U KINGDOM				1233	
305 AUSTRIA				4513	
335 GERMANY W				888	
400 U STATES		10295		23775	
NETTING FOR FUR FARMS		10295		30409	
100 U KINGDOM					5217
305 AUSTRIA		6105		10112	
335 GERMANY W		17724		31297	
400 U STATES		23829		41409	
WIRE SCREENS DOORS WINDOWS					5218
100 U KINGDOM		13096		40477	
335 GERMANY W				1408	
400 U STATES		11451		25814	
WIRE MESH IN ACETATE FILM		24547		67699	
100 U KINGDOM					5219
305 AUSTRIA		2497		6560	
335 GERMANY W		816		7987	
347 JAPAN		3313		14547	
354 NETHRLNDS					5220
400 U STATES		1249		3171	
WIRE CLOTH		2717		15424	
100 U KINGDOM		7228		58749	
335 GERMANY W		3189		3447	
347 JAPAN					
354 NETHRLNDS					

IMPORTS INTO CANADA FOR CONSUMPTION

Articles and Countries from which Imported	MONTH OF MARCH 1956		THREE MONTHS ENDED MARCH 1956		Class Number
	Quantities	Values (\$)	Quantities	Values (\$)	
400 U STATES		34419		108292	
WIRE NETTING		48802		189083	5221
100 U KINGDOM		3629		15918	
305 AUSTRIA		5028		5028	
306 BELGIUM		400		22090	
335 GERMANY W		742		9939	
347 JAPAN		5367		35846	
400 U STATES		36023		82030	
		51189		170851	
WIRE RUSTPROOF FOR FISHING					5222
400 U STATES		5532		9896	
		5532		9896	
WIRE ROPE FOR WELL DRILLING					5223
100 U KINGDOM				3201	
354 NETHRLNDS				5306	
400 U STATES		26818		94366	
		26818		102873	
WELDED WIRE FABRIC REINFORCING	CWT				5224
100 U KINGDOM	860	6664	1440	11962	
306 BELGIUM	1294	7723	6753	42287	
400 U STATES	5313	51936	22172	232507	
	7467	66323	30365	286756	
CABLE CHAIN FOR SHIPS	CWT				5231
100 U KINGDOM	452	7737	952	18867	
400 U STATES	434	1902	544	3704	
	886	9639	1496	22571	
COIL CHAIN 9 EIGHTHS AND OVER	CWT				5232
100 U KINGDOM	674	3569	934	7049	
354 NETHRLNDS			11	161	
400 U STATES	115	5040	431	14337	
	789	8609	1376	21547	
COIL CHAIN UNDER 9 EIGHTHS IN	CWT				5233
100 U KINGDOM	166	3362	692	11977	
335 GERMANY W	15	432	138	2704	
354 NETHRLNDS			8	142	
400 U STATES	399	12681	1371	41245	
	580	16475	2209	56068	
SPROCKET CHAIN FOR AGRIC IMPL					5234
335 GERMANY W		13569		45748	
400 U STATES		92075		383496	
		105644		429244	
SILENT CHAIN ROLLER CHAIN					5235
100 U KINGDOM		40022		125601	
317 CZECHOS				93	
335 GERMANY W		8126		17632	
347 JAPAN		420		4915	
400 U STATES		128949		416138	
		177517		564379	
CHAINS N O P					5236
100 U KINGDOM		10646		22620	
318 DENMARK				308	
335 GERMANY W		116		6841	
376 SWITZRLND				1116	
400 U STATES		97243		293080	
		108005		323965	
DIESEL ENGINE PARTS N O P					5240
100 U KINGDOM		120328		285579	
318 DENMARK		6043		6043	
327 FRANCE		2553		3452	
335 GERMANY W		1906		8898	
344 ITALY		3057		4522	
347 JAPAN				1900	
354 NETHRLNDS				135	
359 NORWAY				238	
375 SWEDEN		3139		5357	
376 SWITZRLND		293		9370	
400 U STATES		1404344		3394930	
		1541663		3720424	
BOILERS AND PARTS N O P					5241
100 U KINGDOM				1057	
400 U STATES		222783		707489	
		222783		708546	
AUTOMOBILE ENGINES AND PARTS	NO				5242
100 U KINGDOM	6	22701	15	74248	
305 AUSTRIA				418	
335 GERMANY W		4438		43827	
400 U STATES		4542	7590	2809909	
		4548	7605	2928402	
ENGINES DIESEL SEMI DIESEL	NO				5243
100 U KINGDOM	247	327420	793	835312	
335 GERMANY W	3	1661	15	17823	
347 JAPAN			10	5395	
375 SWEDEN			9	11039	
400 U STATES	375	1309009	897	3304910	
	625	1638090	1724	4174479	
ENGINES GAS MARINE AND PARTS	NO				5244
100 U KINGDOM		725	1	3277	
400 U STATES		97411	205	220304	
	114	98136	206	223581	
ENGINES MOTOR TRUCK AND PARTS	NO				5245
100 U KINGDOM	8	17492	89	184838	
335 GERMANY W		141	80	16525	
400 U STATES		2734	5375	2995384	
	2742	1359633	5544	3195747	

IMPORTS INTO CANADA FOR CONSUMPTION

Articles and Countries from which Imported	MONTH OF MARCH 1956		THREE MONTHS ENDED MARCH 1956		Class Number
	Quantities	Values (\$)	Quantities	Values (\$)	
ENGINES FISHING BOAT AND PARTS 100 U KINGDOM 400 U STATES	NO		1	210	5246
	19	15466	42	34064	
PARTS OF AIRCRAFT ENGINES 100 U KINGDOM 234 AUSTRALIA 317 CZECHOS 354 NETHRLNDS 400 U STATES		281949	43	34274	5248
		1857		833113	
		1559529		208	
		1843335		1857	
				142	
				4237982	
				5073302	
OUTBOARD MOTORS AND PARTS 100 U KINGDOM 400 U STATES	NO		5	368	5250
	1353	550192	2906	1464284	
	1353	550192	2911	1464652	
ENGINES UP TO 1 AND 1 HALF HP 100 U KINGDOM 400 U STATES	NO		25	179	5251
	105	3678	996	28309	
	105	3678	1021	28488	
ENGINES GAS NO P AND PARTS 100 U KINGDOM 327 FRANCE 335 GERMANY W 400 U STATES	NO	343	40	7580	5252
	2	161	2	250	
	17743	1556132	44208	3417675	
	17743	1556636	44250	3429896	
ENGINES STEAM NO P AND PARTS 100 U KINGDOM 400 U STATES	NO		17	98956	5253
	12	24222	63	284884	
	17	130314	80	383840	
	29	154536			
FIRE ENGINES MACHINES AND PTS 100 U KINGDOM 400 U STATES	NO		10	27431	5254
	9	4130	71	119365	
	11	36190	81	146796	
	20	40320			
LOCOMOTIVES RAILWAY NO P 400 U STATES	NO		10	88013	5255
	7	63436	10	88013	
	7	63436			
LOCOMOTIVE CHASSIS TOPS WHEELS 100 U KINGDOM 400 U STATES		6779		34812	5256
		200552		388913	
		207331		423725	
LOCOMOTIVES SAWMILL MINING 100 U KINGDOM 400 U STATES	NO	7150		14566	5257
	14	171462	41	580718	
	14	178612	41	595284	
ENGINES AIRCRAFT UP TO 200 HP 400 U STATES	NO		55	75044	5258
	16	33996	55	75044	
	16	33996			
ENGINES AIRCRAFT 201 TO 500 HP 400 U STATES	NO		56	183906	5259
	18	71127	56	183906	
	18	71127			
ENGINES AIRCRAFT 501 TO 1000HP 400 U STATES	NO		12	82650	5260
	4	28100	12	82650	
	4	28100			
ENGINES AIRCRAFT OVER 1000 HP 100 U KINGDOM 400 U STATES	NO		17	436948	5261
	74	1115978	161	2530758	
	74	1115978	178	2967706	
CREAM SEPARATOR PARTS 100 U KINGDOM 318 DENMARK 326 FINLAND 335 GERMANY W 354 NETHRLNDS 375 SWEDEN 400 U STATES		161		3154	5290
				305	
		243		3233	
		843		1157	
		4170		843	
		6093		7371	
		11510		15993	
				32056	
CREAM SEPARATORS 100 U KINGDOM 318 DENMARK 326 FINLAND 335 GERMANY W 375 SWEDEN 400 U STATES	NO		9	430	5292
	9	13185	9	13185	
			1	1817	
	1	1662	132	13359	
	289	36746	1614	120694	
	356	73210	1142	230713	
	655	124803	2907	380198	
MILK CLARIFIERS AND PARTS 326 FINLAND 375 SWEDEN 400 U STATES		14659		4030	5293
				19204	
		14659		72	
				23306	
MILKING MACHINES AND PARTS 100 U KINGDOM 375 SWEDEN 400 U STATES		95		95	5294
				141	
		148194		455369	
		148289		455605	
PASTEURIZERS DAIRY AND PARTS 100 U KINGDOM 335 GERMANY W 375 SWEDEN 400 U STATES	NO		20	72570	5295
	6	32387	1	1300	
	1	1300		4727	
	46	31615	66	102008	
	53	69855	87	180605	
POWER DAIRY MACHINERY 100 U KINGDOM 318 DENMARK 335 GERMANY W 354 NETHRLNDS 376 SWITZRLND		79		3851	5296
		5113		5624	
				1057	
		1835		1835	
		4263		9386	

IMPORTS INTO CANADA FOR CONSUMPTION

Articles and Countries from which Imported	MONTH OF MARCH 1956		THREE MONTHS ENDED MARCH 1956		Class Number
	Quantities	Values (\$)	Quantities	Values (\$)	
400 U STATES		149303		469575	
FORKS PRONGED		160593		491328	
100 U KINGDOM	DOZ 84	871	89	959	5301
335 GERMANY W	548	3977	1331	9022	
400 U STATES	677	11508	1538	30520	
HARVESTERS AND PARTS	1309	16356	2958	40501	
100 U KINGDOM	NO	158		2878	5302
335 GERMANY W		829		829	
400 U STATES	77	327371	141	805169	
HAY LOADERS AND PARTS	77	328358	141	808876	
400 U STATES	NO				5303
HAY TEDDERS AND PARTS	49	10634	117	36510	
MOWING MACHINES AND PARTS	49	10634	117	36510	
100 U KINGDOM	NO				5304
335 GERMANY W		93	4	1210	5305
400 U STATES	913	237027	1852	655514	
POTATO DIGGERS PLANTERS PARTS	913	237120	1866	658468	
100 U KINGDOM	NO	67	1	118	5306
335 GERMANY W			2	196	
400 U STATES	223	58155	399	113556	
RAKES HORSE OR POWER AND PARTS	223	58222	402	113870	
100 U KINGDOM	NO				5307
400 U STATES	60	5718	60	5718	
RAKES N O P	1597	432871	3298	889987	
335 GERMANY W	1657	438589	3358	895705	
347 JAPAN	DOZ 95	274	168	413	5308
400 U STATES	1074	1620	2116	2535	
REAPERS AND PARTS	3483	20368	8366	63465	
SCYTHES	4652	22262	10650	66413	
100 U KINGDOM	NO				5309
305 AUSTRIA	DOZ 58	878	58	878	5310
400 U STATES	212	4127	762	14360	
SICKLES OR REAPING HOOKS	321	4941	1541	20965	
100 U KINGDOM	591	9946	2361	36203	
400 U STATES	DOZ 55	253	134	721	5311
CULTIVATORS SCUFFLERS AND PTS	106	669	180	1261	
100 U KINGDOM	161	922	314	1982	
347 JAPAN		1192		5357	5321
400 U STATES		428		428	
DRILLS SEED SEEDERS AND PARTS		282672		826229	
100 U KINGDOM		284292		832014	
400 U STATES					5322
HARROWS DISC AND PARTS		311258		1307	
400 U STATES		311258		639130	
HARROWS AND PARTS N O P				640437	
100 U KINGDOM		184535		436745	5323
400 U STATES		184535		436745	
HOES					5324
100 U KINGDOM		9331		11310	
400 U STATES		89963		163972	
PLOUGHS DISC AND PARTS		99294		175282	
400 U STATES	DOZ				5325
PLOUGHS AND PARTS N O P					
100 U KINGDOM			11	142	
207 UN SO AFR	799	7779	2097	25214	
327 FRANCE	799	7779	2108	25356	
400 U STATES		69618		230297	5326
ROLLERS FARM OR LAWN AND PARTS		69618		230297	
400 U STATES					5327
FANNING MILL PEAVINERS AND PTS		3880		4954	
100 U KINGDOM				1957	
207 UN SO AFR				135	
327 FRANCE		390503		748277	
400 U STATES		394383		755323	
HARVESTER COMBINES AND PARTS	NO				5328
100 U KINGDOM		674	1409	24513	
400 U STATES		13063	1409	24513	
THRESHING MACHINE SEPARATORS	NO				5331
400 U STATES		104	316	104872	
FANNING MILL PEAVINERS AND PTS		104	316	104872	
400 U STATES	NO				5332
HARVESTER COMBINES AND PARTS		6429		22643	
100 U KINGDOM		1258386	331	3587904	
400 U STATES	57	1264815	331	3610547	
THRESHING MACHINE SEPARATORS	NO				5333
400 U STATES			1	1425	
THRESHING MACHINE PARTS			1	1425	
400 U STATES		47550		116911	5334
ELECT GENERATORS FARM AND PTS		47550		116911	
400 U STATES		5943		20295	5342
		5943		20295	

IMPORTS INTO CANADA FOR CONSUMPTION

Articles and Countries from which Imported	MONTH OF MARCH 1956		THREE MONTHS ENDED MARCH 1956		Class Number
	Quantities	Values (\$)	Quantities	Values (\$)	
FODDER FEED CUTTERS AND PARTS 400 U STATES	NO 21	10235	65	43200	5343
FRUIT VEGETABLE GRADING MACH 100 U KINGDOM 400 U STATES	21	10235	65	43200	5344
GRAIN HAY GRINDERS AND PARTS 100 U KINGDOM 400 U STATES	NO 125	19676		206 75301	5345
HAY PRESSES AND PARTS 100 U KINGDOM 335 GERMANY W 400 U STATES	NO 125	20354	753	150143	5346
MANURE SPREADERS AND PARTS 400 U STATES	NO 994	29513		88219	5350
POST HOLE DIGGERS AND PARTS 400 U STATES	NO 518	1224416	2502	4439	5352
SPADES AND SHOVELS N O P 100 U KINGDOM 231 HONG KONG 335 GERMANY W 347 JAPAN 400 U STATES	NO 518	1253929	2507	3234461	5353
SPRAYING AND DUSTING MACHINES 100 U KINGDOM 335 GERMANY W 376 SWITZRLND 400 U STATES	NO 1321	174132	1427	512422	5354
STUMPING MACHINES AND PARTS 400 U STATES	NO 1321	23170	1488	33952	5355
TRACTION DITCHING MACH AND PTS 400 U STATES	DOZ 242	3762	926	11462	5356
TRACTORS INTERNAL COMBUSTION 100 U KINGDOM 400 U STATES	NO 9	145551	18	233324	5357
TRACTOR PARTS AND ACCESSORIES 100 U KINGDOM 327 FRANCE 335 GERMANY W 375 SWEDEN 381 ALASKA 400 U STATES	NO 26	31020	258	378961	5358
WINDMILLS AND PARTS 400 U STATES	4644	10940183	10319	25770959	5361
PRUNING HOOKS SHEARS DEHORERS 100 U KINGDOM 335 GERMANY W 344 ITALY 376 SWITZRLND 400 U STATES	4670	10971203	10577	26149920	5362
AGRIC IMPLEMENTS N O P AND PARTS 100 U KINGDOM 375 SWEDEN 400 U STATES		87865		172707	5363
KNIVES AND FORKS TABLE 100 U KINGDOM 215 INDIA 305 AUSTRIA 318 DENMARK 327 FRANCE 335 GERMANY W 344 ITALY 347 JAPAN 352 MEXICO 354 NETHRLNDS 359 NORWAY 375 SWEDEN 400 U STATES		15436		16658	5371
POCKET KNIVES 100 U KINGDOM 305 AUSTRIA 327 FRANCE 335 GERMANY W 344 ITALY 347 JAPAN 354 NETHRLNDS 375 SWEDEN 376 SWITZRLND 400 U STATES		141		141	5372
		4828130		13071045	
		4931572		13261733	
				668	
				668	
		2836		4900	
		634		3183	
				7435	
		851		851	
		11151		32277	
		15472		48646	
				2090	
		522		2340	
		2340		2340	
		1054449		2363762	
		1057311		2368192	
				42291	
		14981		131	
				2953	
		2504		1150	
		585		1185	
		88		12146	
		6462		1469	
		1277		77	
		30616		82	
				124	
		124		2328	
		484		62467	
		17229		253680	
		74350			
				64089	
		36884		414	
				386	
		13638		43719	
		228		2827	
		794		3026	
				225	
				106	
		688		937	
		8588		27363	
		60820		143092	

IMPORTS INTO CANADA FOR CONSUMPTION

Articles and Countries from which Imported	MONTH OF MARCH 1956		THREE MONTHS ENDED MARCH 1956		Class Number
	Quantities	Values (\$)	Quantities	Values (\$)	
RAZORS N O P AND PARTS					5373
100 U KINGDOM		885		3329	
335 GERMANY W		517		1436	
400 U STATES		35558		70570	
		36960		75335	
SAFETY RAZOR BLADES	DOZ				5374
100 U KINGDOM	7959	2222	20158	4201	
335 GERMANY W	2083	74	41665	2923	
400 U STATES	94159	5753	304314	16320	
	104201	8049	366137	23444	
SCISSORS AND SHEARS N O P					5375
100 U KINGDOM		23822		53903	
216 PAKISTAN				714	
335 GERMANY W		33328		114435	
344 ITALY		434		5621	
347 JAPAN		2416		2775	
354 NETHRLNDS		2104		2104	
400 U STATES		49228		134398	
		111332		313950	
OTHER KNIVES N O P					5376
100 U KINGDOM		6131		18402	
231 HONG KONG				97	
327 FRANCE				636	
335 GERMANY W		3573		17499	
344 ITALY		205		205	
347 JAPAN		437		2144	
375 SWEDEN		3175		4226	
400 U STATES		5512		21024	
		19033		64233	
SPOONS					5377
100 U KINGDOM		1474		2361	
305 AUSTRIA		188		604	
318 DENMARK		49		299	
335 GERMANY W		3860		5842	
344 ITALY				248	
347 JAPAN		11807		41155	
354 NETHRLNDS		476		476	
375 SWEDEN		252		732	
400 U STATES		9948		31664	
		28054		83381	
KNIVES BUTCHER AND KITCHEN					5378
100 U KINGDOM		17734		47066	
327 FRANCE		1951		5523	
335 GERMANY W		7229		14722	
344 ITALY				514	
347 JAPAN		52		2389	
375 SWEDEN				118	
376 SWITZRLND		51		207	
400 U STATES		8869		45875	
		35886		116414	
HINGES AND BUTTS	LB				5381
100 U KINGDOM	43050	8947	116090	22008	
306 BELGIUM	29400	7943	31671	8735	
335 GERMANY W	6383	1672	58064	15172	
347 JAPAN	33967	7410	168053	31591	
354 NETHRLNDS	158	87	158	87	
375 SWEDEN	5753	2161	9057	3006	
400 U STATES	114443	63377	277923	180153	
	233154	91597	661016	260752	
CUT NAILS	CWT				5391
100 U KINGDOM	95	743	154	1251	
400 U STATES	192	8081	477	20660	
	287	8824	631	21911	
RAILWAY SPIKES AND SPIKES NOP	CWT				5392
400 U STATES	5	258	58	914	
	5	258	58	914	
TACKS ALL KINDS N O P	LB				5393
100 U KINGDOM	2700	426	3225	574	
335 GERMANY W			484	127	
400 U STATES	453	391	8041	3322	
	3153	817	11750	4023	
WIRE NAILS OVER ONE INCH	CWT				5394
100 U KINGDOM	3743	27576	3766	27751	
306 BELGIUM	400	5604	1150	16111	
335 GERMANY W	1000	7109	1000	7109	
347 JAPAN	7110	43877	41220	251351	
376 SWITZRLND	30	7923	36	9250	
400 U STATES	6694	59025	9114	93254	
	18977	151114	56286	404826	
NAILS AND BRADS N O P	LB				5395
100 U KINGDOM	16997	4437	27011	7851	
335 GERMANY W	1527	805	2821	1274	
347 JAPAN			167	335	
376 SWITZRLND	858	1109	1458	2525	
400 U STATES	6139	2801	37883	13769	
	25521	9152	69340	25754	
HAND SEWING NEEDLES					5400
100 U KINGDOM		2110		7399	
335 GERMANY W		375		711	
347 JAPAN		331		331	
400 U STATES		366		1702	
		3182		10143	
SPRING BEARD AND LATCH NEEDLES	M				5401
100 U KINGDOM	84	3096	397	-13669	
317 CZECHO S			5	175	
327 FRANCE	1	125	10	503	

IMPORTS INTO CANADA FOR CONSUMPTION

Articles and Countries from which Imported	MONTH OF MARCH 1956		THREE MONTHS ENDED MARCH 1956		Class Number	
	Quantities	Values (\$)	Quantities	Values (\$)		
335 GERMANY W	4	104	35	695	5402	
376 SWITZRLND			1	106		
400 U STATES	276	9890	1400	42937		
	365	13215	1848	58085		
NEEDLES N O P					5402	
100 U KINGDOM		23029		57835		
306 BELGIUM		1073		4047		
317 CZECHO S				461		
327 FRANCE				156		
335 GERMANY W		3288		17111		
344 ITALY		664		2236		
347 JAPAN		79		2563		
354 NETHRLNDS				105		
376 SWITZRLND				692		
400 U STATES		20134		61163		
		48267		146369	5403	
PINS N O P	LB					
100 U KINGDOM	22923	14356	61060	39377		
327 FRANCE			4	52		
335 GERMANY W	1942	1002	4984	2970		
347 JAPAN	60	150	423	650		
376 SWITZRLND			121	254		
400 U STATES	46598	29736	159929	101192		
	71523	45244	226521	144495	5404	
PINS FOR MARKING SYSTEMS	LB					
400 U STATES	1998	3360	5196	9792		
	1998	3360	5196	9792	5411	
NUTS AND BOLTS WASHERS RIVETS	LB					
100 U KINGDOM	232745	27460	631597	96014		
306 BELGIUM	40495	4685	183011	16874		
327 FRANCE	185323	17933	277910	28013		
335 GERMANY W	9925	4002	25757	11016		
344 ITALY	10154	1688	53579	5124		
347 JAPAN	3072	1950	82821	15540		
354 NETHRLNDS	32751	6879	78891	18724		
375 SWEDEN	954	1617	5177	6288		
376 SWITZRLND	1273	1474	1781	2137		
381 ALASKA	450	511	450	511		
400 U STATES	1605091	612283	4357639	1731364		
	2122233	680482	5698613	1931605		5412
MACHINE AND OTHER SCREWS N O P						
100 U KINGDOM		13674		36519		
306 BELGIUM		6711		9814		
335 GERMANY W		55		130		
344 ITALY				66		
347 JAPAN		864		1189		
354 NETHRLNDS		519		624		
375 SWEDEN		48		380		
376 SWITZRLND		58		330		
400 U STATES		239642		570751		
		261571		619803	5413	
WOOD SCREWS OF IRON OR STEEL						
100 U KINGDOM		3280		7446		
231 HONG KONG				621		
306 BELGIUM		1761		2439		
335 GERMANY W		6678		10865		
347 JAPAN				6049		
375 SWEDEN		1665		7448		
376 SWITZRLND				62		
400 U STATES		24615		37380		
		37999		72310	5421	
FISH HOOKS COMMERCIAL						
100 U KINGDOM		386		386		
347 JAPAN				90		
359 NORWAY		11330		23819		
400 U STATES				1910		
		11716		26205	5422	
HARDWARE N O P						
100 U KINGDOM		21746		70748		
234 AUSTRALIA				527		
317 CZECHO S				1179		
335 GERMANY W		4603		7118		
347 JAPAN		3447		5020		
354 NETHRLNDS				1815		
360 ISRAEL		384		384		
375 SWEDEN		10207		10207		
400 U STATES		222104		688676		
		262491		785674	5423	
LOCKS OF IRON OR STEEL						
100 U KINGDOM		1962		5023		
335 GERMANY W		2230		7356		
354 NETHRLNDS		50		50		
400 U STATES		65698		205426		
		69940		217855	5425	
SKATES ICE	PR					
100 U KINGDOM	10024	15144	33154	53203		
400 U STATES	35	100	50	261		
	10059	15244	33204	53464	5426	
SKATES ROLLER	PR					
400 U STATES	5300	10275	11177	22345		
	5300	10275	11177	22345	5441	
CARPET SWEEPERS	NO					
100 U KINGDOM	72	403	72	403		
400 U STATES	466	1709	3344	8898		
	538	2112	3416	9301		

IMPORTS INTO CANADA FOR CONSUMPTION

Articles and Countries from which Imported	MONTH OF MARCH 1956		THREE MONTHS ENDED MARCH 1956		Class Number
	Quantities	Values (\$)	Quantities	Values (\$)	
CLEANERS ELECTRIC VACUUM					
100 U KINGDOM	NO				5442
318 DENMARK	1024	20751	4539	91764	
335 GERMANY W			56	1706	
354 NETHRLNDS	110	4202	20	637	
375 SWEDEN	50	1454	870	22000	
400 U STATES	7446	301383	50	1454	
	8630	327790	16284	672440	
CLEANERS HAND VACUUM AND PARTS			21819	790001	
100 U KINGDOM		36758		114204	5443
347 JAPAN		516		1512	
354 NETHRLNDS		191		263	
375 SWEDEN		307		380	
400 U STATES		207107		542789	
		244879		659148	
CLOTHES WRINGERS DOMESTIC					
400 U STATES		20767		83673	5444
		20767		83673	
SEWING MACHINES DOMESTIC					
100 U KINGDOM	NO				5445
317 CZECHO S	3119	62301	8342	153470	
335 GERMANY W	424	24362	6	138	
344 ITALY			1222	91147	
347 JAPAN	3750	56195	1289	87377	
372 SPAIN	300	6000	11231	166577	
375 SWEDEN	80	3504	325	7463	
376 SWITZRLND	1320	110313	80	3504	
400 U STATES	6091	274259	1650	131867	
	15084	536934	12820	545058	
			36965	1186601	
SEWING MACH ATTACHMNTS DOMESTIC					
100 U KINGDOM		3740		12132	5446
335 GERMANY W		155		767	
344 ITALY		81		81	
347 JAPAN		1666		4220	
375 SWEDEN		290		290	
376 SWITZRLND		2161		6412	
400 U STATES		57674		131548	
		65767		155450	
SEWING MACHINE PARTS DOMESTIC					
100 U KINGDOM		30779		84767	5447
317 CZECHO S				727	
318 DENMARK				664	
327 FRANCE				755	
335 GERMANY W		1388		11709	
347 JAPAN		6600		13993	
375 SWEDEN				175	
376 SWITZRLND		168		835	
390 GERMANY E				139	
400 U STATES		57340		173578	
		96275		287342	
CLOTHES DRYERS DOMESTIC ELECTR					
400 U STATES	NO				5448
	1246	223119	4047	632900	
	1246	223119	4047	632900	
WATER PUMPS DOMESTIC					
100 U KINGDOM	NO				5449
400 U STATES	48	312	258	1948	
	557	6682	892	29484	
	605	6994	1150	31432	
WASHING MACHINES ELECTRIC					
400 U STATES	NO				5450
	3276	421060	9514	1192630	
	3276	421060	9514	1192630	
WASHING MACH POWER NOT ELECT					
400 U STATES	NO				5451
	15	219	15	219	
	15	219	15	219	
WASHING MACHINE PARTS					
100 U KINGDOM		1413		2004	5453
400 U STATES		388070		1146820	
		389483		1148824	
IRONERS DOMESTIC ELECTRIC					
400 U STATES	NO				5454
	97	8909	577	47744	
	97	8909	577	47744	
ARTICLES FOR SMELTING IRON					
335 GERMANY W		394		394	5461
400 U STATES		148295		268430	
		148689		268824	
BLOWERS SMELTING APPARATUS					
376 SWITZRLND				2042	5462
400 U STATES		24877		113896	
		24877		115938	
BUDDLES VANNERS SLIME TABLES					
400 U STATES		299		847	5463
		299		847	
CAR LOADING MACHINES COAL					
400 U STATES		358		1512	5464
		358		1512	
CHOCK RELEASE APPARATUS					
100 U KINGDOM		4812		9628	5465
		4812		9628	
COAL HEADING MACHINES					
400 U STATES		97516		141726	5466
		97516		141726	
MINERS LAMPS AND ACCESSORIES					
100 U KINGDOM				2874	5467

IMPORTS INTO CANADA FOR CONSUMPTION

90

Articles and Countries from which Imported	MONTH OF MARCH 1956		THREE MONTHS ENDED MARCH 1956		Class Number
	Quantities	Values (\$)	Quantities	Values (\$)	
375 SWEDEN				1218	
400 U STATES		43964		117049	
AMALGAM SAFES ORE SAMPLERS		43964		121141	5468
100 U KINGDOM		962		1976	
400 U STATES		55167		163027	
SUNDRY METALLURGICAL APPARATUS		56129		165003	5469
100 U KINGDOM		17400		156063	
400 U STATES		392809		900868	
DIAMOND DRILLS CORE DRILLS		410209		1056931	5470
100 U KINGDOM		35598		120657	
400 U STATES		18608		142891	
MINE LOADING MACH CONVEYORS		54206		263548	5471
100 U KINGDOM		40097		262977	
375 SWEDEN		570		12439	
400 U STATES		651714		1853322	
MINE HOISTS NOT MADE IN CANADA		692381		2128738	5472
MACHINERY ALLUVIAL MINING					5473
381 ALASKA				71	
400 U STATES		68124		308240	
MACHINERY ORE HANDLING		68124		308311	5474
MACHINERY ORE CONCENTRATION					5475
100 U KINGDOM				3810	
400 U STATES		127776		351338	
MACHINERY METAL REFINING		127776		355148	5476
400 U STATES		8922		19924	
ORE CRUSHERS GRINDING MILLS		8922		19924	5477
100 U KINGDOM		1920		9393	
335 GERMANY W		165		275	
400 U STATES		262309		770909	
COAL CUTTERS AUGERS DRILLS		264394		780577	5478
100 U KINGDOM		2359		3572	
335 GERMANY W		1051		1051	
400 U STATES		18498		84200	
POWER DRIVEN PUMPS FOR MINES		21908		88823	5479
400 U STATES				50	
PUMPS PREC METAL EXTRACTION				50	5480
400 U STATES		27330		129698	
ROCK DRILLS AND PARTS		27330		129698	5481
100 U KINGDOM	NO				
335 GERMANY W	18	4369	60	33911	
375 SWEDEN	90	44096	90	100361	
400 U STATES	51	159761	158	470864	
WELL DRILLING MACHINERY	159	208226	309	605396	5482
100 U KINGDOM		50550		145206	
305 AUSTRIA		27307		76718	
306 BELGIUM				5217	
335 GERMANY W				2301	
400 U STATES		6710556		18911233	
ADDING MACHINES AND PARTS		6788413		19140675	5500
100 U KINGDOM	NO				
335 GERMANY W	1	199	58	10184	
344 ITALY	220	26518	355	34002	
354 NETHRLNDS	13	2693	156	22533	
359 NORWAY	1	154	1	154	
375 SWEDEN	40	2104	52	2672	
376 SWITZRLND	311	38733	405	50180	
390 GERMANY E	50	4446	220	18273	
400 U STATES	784	203528	8	880	
BOOKKEEPING MACHINES AND PARTS		1420	1269	523523	5501
100 U KINGDOM	NO				
327 FRANCE	102	53812	241	168034	
335 GERMANY W	1	4305	1	4305	
344 ITALY	125	38502	327	18175	
354 NETHRLNDS	90	8975	627	170657	
375 SWEDEN	14	1641	90	8975	
376 SWITZRLND	80	8605	46	19502	
400 U STATES	666	1383890	1885	23257	
CASH REGISTERS	1078	1499730	3397	3581649	5502
359 NORWAY		6124		10111	
375 SWEDEN		35980		61498	
400 U STATES		38275		85240	
CASH REGISTER PARTS		80379		156849	5503
375 SWEDEN				81	
400 U STATES		186167		414235	
DICTATING MACHINES AND PARTS		186167		414316	5504
100 U KINGDOM		37714		170400	

IMPORTS INTO CANADA FOR CONSUMPTION

Articles and Countries from which Imported	MONTH OF MARCH 1956		THREE MONTHS ENDED MARCH 1956		Class Number
	Quantities	Values (\$)	Quantities	Values (\$)	
305 AUSTRIA				188	
318 DENMARK		3020		5590	
327 FRANCE				335	
335 GERMANY W		2845		5114	
376 SWITZRLND		788		1333	
400 U STATES		134696		367017	
TPEWRITERS		179063		549977	
	NO				5505
100 U KINGDOM	2222	182525	5604	426284	
317 CZECHO S	500	14250	1000	28520	
318 DENMARK			1	50	
327 FRANCE	9	297	106	3719	
335 GERMANY W	5	299	25	1400	
344 ITALY	338	12935	430	17372	
375 SWEDEN	65	2523	280	18495	
376 SWITZRLND	17	1035	192	13990	
381 ALASKA			1	186	
400 U STATES	1242	58776	3161	261264	
TPEWRITER PARTS		4398	10800	771280	
					5506
100 U KINGDOM		7428		24283	
327 FRANCE		1407		3531	
335 GERMANY W		358		1882	
344 ITALY				757	
354 NETHRLNDS		127		341	
375 SWEDEN		3528		5256	
376 SWITZRLND		336		901	
400 U STATES		424795		936137	
MACHINERY 412A PAPER WORKING		437979		973088	
					5511
100 U KINGDOM		5213		46972	
306 BELGIUM		5457		5457	
317 CZECHO S				807	
318 DENMARK		6425		6539	
327 FRANCE		92		7161	
335 GERMANY W		19223		133715	
344 ITALY				456	
354 NETHRLNDS				284	
375 SWEDEN		3064		8540	
376 SWITZRLND				546	
380 USSR				200	
400 U STATES		795189		2878923	
MACHINERY 412A CELLULOSE		834663		3089600	
					5512
100 U KINGDOM		556		556	
400 U STATES		1636		2325	
NEWSPAPER PRESSES AND PARTS		2192		2881	
	NO				5513
100 U KINGDOM		1425		2500	
376 SWITZRLND				233	
400 U STATES	4	437207	6	665503	
FLAT BED CYL PRESSES AND PARTS		438632	6	668236	
	NO				5514
400 U STATES	1	10011	9	63353	
PRINTING PRESSES N O P AND PTS		10011	9	63353	
	NO				5515
100 U KINGDOM	373	101722	893	307362	
305 AUSTRIA			1	115	
317 CZECHO S	2	2616	7	11960	
318 DENMARK	49	2501	115	6054	
327 FRANCE	1	5956	2	37903	
335 GERMANY W	48	43435	72	239537	
354 NETHRLNDS			1	4060	
375 SWEDEN	3	15656	34	21380	
376 SWITZRLND			3	20872	
400 U STATES	659	413071	1743	1452051	
TPECASTING MACHINES AND PARTS	1135	584957	2871	2101294	
					5516
100 U KINGDOM				399	
335 GERMANY W				356	
344 ITALY		1944		1944	
400 U STATES		269302		665752	
TPEMAKING ACCESSORIES AND PTS		271246		668451	
					5517
100 U KINGDOM		450		663	
400 U STATES		4692		12973	
SHOVELS POWER NOT MADE CANADA		5142		13636	
	NO				5518
100 U KINGDOM			1	3777	
400 U STATES	117	833107	267	1543458	
SHOVELS POWER KIND MADE CANADA		833107	268	1547235	
	NO				5519
100 U KINGDOM	6	75354	8	101326	
400 U STATES	66	1409862	165	3494135	
SHOVELS POWER PARTS OF		1485216	173	3595461	
					5520
100 U KINGDOM		5923		32293	
335 GERMANY W				389	
400 U STATES		793188		1961096	
AIR COMPRESSING MACH AND PARTS		799111		1993778	
					5521
100 U KINGDOM		19491		115905	
306 BELGIUM		302		302	
318 DENMARK		1551		2878	
335 GERMANY W		152		1029	
354 NETHRLNDS				237	

IMPORTS INTO CANADA FOR CONSUMPTION

Articles and Countries from which Imported	MONTH OF MARCH 1956		THREE MONTHS ENDED MARCH 1956		Class Number
	Quantities	Values (\$)	Quantities	Values (\$)	
375 SWEDEN		28314		49948	
376 SWITZRLND				1266	
400 U STATES		1151672		2656323	
BAKERY MACHINERY AND PARTS		1201482		2827888	5522
100 U KINGDOM		1987		32361	
305 AUSTRIA				1760	
318 DENMARK				1722	
335 GERMANY W		575		924	
344 ITALY				307	
354 NETHRLNDS		313		801	
400 U STATES		265381		827267	
BOX END MACHINERY AND PARTS		268256		865142	5523
COAL CARBONIZING MACH AND PTS					5524
400 U STATES		2173		2666	
SEWING MACHINES INDUSTRIAL	NO				5525
100 U KINGDOM	105	11656	130	19150	
318 DENMARK			2	3033	
327 FRANCE	1	1191	2	2304	
335 GERMANY W	19	2314	409	44091	
344 ITALY			1	245	
375 SWEDEN				138	
376 SWITZRLND			4	700	
400 U STATES	389	162183	1260	543545	
CLAY PRODUCTS MACH AND PARTS		514	1808	613206	5526
400 U STATES		33306		70007	
COAL COKE AND GAS MACH AND PTS		33306		70007	5527
400 U STATES		33639		262877	
WASTE RECOVERY MACH AND PARTS		33639		262877	5528
400 U STATES		53241		144886	
COAL HANDLING MACHINES AND PTS		53241		144886	5529
400 U STATES		3924		10770	
CONCRETE MIXING MACH AND PARTS	NO	3924		10770	5530
100 U KINGDOM		85		85	
335 GERMANY W	2	8382	2	8664	
354 NETHRLNDS			1	463	
400 U STATES	64	173597	114	394591	
ROCK DRILL BITS		66	117	403803	5531
375 SWEDEN	NO	3490	7114	75752	
400 U STATES		1470	14861	113541	
DENTAL ENGINES ELECTRIC		4960	21975	189293	5532
100 U KINGDOM	NO		7	1666	
400 U STATES		18	27	6204	
DIES FOR STAMPING METAL PLATES		18	34	7870	5533
HAND FIRE EXTINGUISHERS					5534
100 U KINGDOM		3500		4381	
400 U STATES		106109		376305	
FERTILIZER MACHINERY AND PARTS		109609		380686	5535
100 U KINGDOM		1905		35814	
318 DENMARK				6293	
375 SWEDEN		345		476	
400 U STATES		1125		6272	
FISH PREPARING MACH AND PARTS		3375		48855	5536
335 GERMANY W				318	
400 U STATES		21920		26521	
REFRIGERATING MACH AND PARTS		21920		26839	5537
100 U KINGDOM		1793		25177	
318 DENMARK		121		546	
400 U STATES		633878		1846273	
LAWN MOWERS POWER AND PARTS		635792		1871996	5538
100 U KINGDOM	NO	222	1220	68417	
400 U STATES		7751	15342	970704	
LAWN MOWERS N O P		7973	16562	1039121	5539
100 U KINGDOM	NO	10008	24972	179488	
335 GERMANY W			200	1551	
400 U STATES		1510	4004	55333	
LEATHER MACHINERY AND PARTS		11518	29176	236372	5540
100 U KINGDOM		245		518	
400 U STATES		21975		109627	
LOGGING MACHINERY AND PARTS		22220		110145	5541
100 U KINGDOM		1781		7851	
359 NORWAY		80		256	
375 SWEDEN				463	
400 U STATES		1033026		3081365	
METAL DRILLING MACH AND PARTS		1034887		3089935	5542
100 U KINGDOM		70828		147686	

IMPORTS INTO CANADA FOR CONSUMPTION

Articles and Countries from which Imported	MONTH OF MARCH 1956		THREE MONTHS ENDED MARCH 1956		Class Number
	Quantities	Values (\$)	Quantities	Values (\$)	
306 BELGIUM				30270	
335 GERMANY W		17507		33040	
344 ITALY				5918	
375 SWEDEN				3032	
376 SWITZRLND		14624		14679	
400 U STATES		146963		659159	
		249922		893784	
METAL GRINDING MACH AND PARTS					5543
100 U KINGDOM		45640		93890	
306 BELGIUM				486	
317 CZECHO S				3023	
318 DENMARK				5914	
335 GERMANY W		16345		45571	
344 ITALY				13322	
354 NETHRLNDS				1050	
375 SWEDEN		6210		11165	
376 SWITZRLND		8969		9062	
384 P RICO		88		88	
400 U STATES		335051		1148325	
		412303		1331896	
METALWORKING LATHES AND PARTS					5544
100 U KINGDOM		130829		379024	
317 CZECHO S		6323		6323	
335 GERMANY W		45419		157263	
344 ITALY		12229		28980	
354 NETHRLNDS				466	
375 SWEDEN		236		236	
376 SWITZRLND		303		1530	
384 P RICO		2167		2167	
400 U STATES		525300		1143004	
		722806		1718993	
METAL MILLING MACHINES AND PTS					5545
100 U KINGDOM		34211		117622	
317 CZECHO S		4023		4023	
318 DENMARK		4783		15821	
327 FRANCE		10603		12373	
335 GERMANY W		5538		35172	
344 ITALY		5452		49839	
375 SWEDEN		4481		4481	
376 SWITZRLND				14397	
400 U STATES		195173		504097	
		264264		757825	
METALWORKING PLANERS AND PARTS					5546
100 U KINGDOM		675		675	
400 U STATES		148		50510	
		823		51185	
METALWORKING PRESSES AND PARTS					5547
100 U KINGDOM		8126		43931	
318 DENMARK				1025	
335 GERMANY W		7817		21697	
344 ITALY		3456		5412	
375 SWEDEN				2048	
376 SWITZRLND		135		4752	
384 P RICO		473		473	
400 U STATES		667606		1295523	
		687613		1374861	
METAL ROLLING MILL MCH AND PTS					5548
100 U KINGDOM		918		4381	
384 P RICO		2504		2504	
400 U STATES		136742		283641	
		140164		290526	
METAL SHAPERS SLOTTERS AND PTS					5549
100 U KINGDOM		27507		52804	
317 CZECHO S		3884		3884	
335 GERMANY W		15739		20643	
344 ITALY				1767	
375 SWEDEN		1276		2370	
376 SWITZRLND		2450		7639	
400 U STATES		92213		311804	
		143069		400911	
METALWORKING MCH N O P AND PTS					5550
100 U KINGDOM		14505		83473	
306 BELGIUM		342		501	
335 GERMANY W		41446		69830	
344 ITALY		66		218	
375 SWEDEN				1748	
376 SWITZRLND		95		30896	
384 P RICO		1069		1069	
400 U STATES		949343		2903802	
		1006866		3091537	
MOTION PICTURE PROJECTORS					5551
100 U KINGDOM		4022		5899	
305 AUSTRIA		5646		11337	
327 FRANCE		1396		2546	
335 GERMANY W				675	
347 JAPAN				83	
376 SWITZRLND				2193	
400 U STATES		213913		596959	
		224977		619692	
CRANES ETC NOT MADE IN CANADA	NO				5552
100 U KINGDOM		5	892	9	14217
375 SWEDEN		12	5217	14	7187
400 U STATES		52	341252	214	707340
		69	347361	237	728744
CRANES ETC KIND MADE IN CANADA	NO				5553
100 U KINGDOM		34	19707	61	59550

IMPORTS INTO CANADA FOR CONSUMPTION

Articles and Countries from which Imported	MONTH OF MARCH 1956		THREE MONTHS ENDED MARCH 1956		Class Number
	Quantities	Values (\$)	Quantities	Values (\$)	
344 ITALY	2	1759	2	1759	
359 NORWAY			6	3405	
400 U STATES	499	666861	1339	1720630	
	535	688327	1408	1785344	
CRANES HOISTS ETC NOP PARTS OF					5554
100 U KINGDOM		9986		56812	
335 GERMANY W		111		1583	
359 NORWAY				447	
375 SWEDEN		1985		6085	
400 U STATES		202127		741077	
		214209		806004	
OZONE GENERATORS AND PARTS					5555
400 U STATES		502		1357	
		502		1357	
PAPER MILL MACHINES AND PARTS					5556
100 U KINGDOM		17562		309497	
335 GERMANY W		10989		32725	
375 SWEDEN				7319	
400 U STATES		815279		2353682	
		843830		2703223	
PULP MILL MACHINES AND PARTS					5557
100 U KINGDOM				908	
327 FRANCE				21810	
400 U STATES		136187		379752	
		136187		402470	
POWER PUMPS N O P AND PARTS	NO				5558
100 U KINGDOM	38	24752	169	133991	
335 GERMANY W	2	397	3	11906	
375 SWEDEN	57	30537	78	39595	
376 SWITZRLND	8	479	9	891	
400 U STATES	2766	790797	9265	2323416	
	2871	846962	9524	2509799	
RIFLE MAKING MACHINERY					5559
400 U STATES		249582		637574	
		249582		637574	
ROAD MAKING MACHINERY AND PTS					5560
100 U KINGDOM		143		11314	
400 U STATES		985445		1555150	
		985588		1566464	
TRENCH AND DITCH MACH AND PTS					5561
100 U KINGDOM		1147		1147	
400 U STATES		38657		43547	
		39804		44694	
ROLLERS STREET ROAD AND PARTS	NO				5562
100 U KINGDOM	5	27399	5	32688	
400 U STATES	45	180520	66	300819	
	50	207919	71	333507	
ROLLS CAST FOR ROLLING STEEL					5563
100 U KINGDOM				17453	
400 U STATES		183936		401891	
		183936		419344	
SAWMILL MACHINERY AND PARTS					5564
100 U KINGDOM		191		191	
306 BELGIUM		243		860	
335 GERMANY W		7640		38952	
375 SWEDEN				3797	
400 U STATES		50033		171593	
		58107		215393	
SCRAPERS RAILWAY OR ROAD					5565
400 U STATES		176741		402271	
		176741		402271	
SHOE MACHINERY AND PARTS					5566
100 U KINGDOM		3797		6999	
318 DENMARK		177		3156	
335 GERMANY W		3693		15328	
400 U STATES		47144		172811	
		54811		198294	
ROLLS CAST FOR ROLLING PAPER					5567
100 U KINGDOM				27846	
400 U STATES		50258		252460	
		50258		280306	
STAVE MAKING MACH AND PARTS					5568
400 U STATES		726		931	
		726		931	
STREET CLEANING MACH AND PARTS					5569
100 U KINGDOM		776		776	
400 U STATES		75310		264323	
		76086		265099	
BEET SUGAR MACHINERY AND PARTS					5570
100 U KINGDOM				85	
400 U STATES		2185		10796	
		2185		10881	
VENEER DRYING MACHINES AND PTS					5571
400 U STATES		5319		131913	
		5319		131913	
WATER METERS N O P AND PARTS	NO				5572
100 U KINGDOM			46	7230	
400 U STATES	6	14410	19	20471	
	6	14410	65	27701	
WATER TURBINES AND PARTS					5573
100 U KINGDOM				19175	
400 U STATES		12397		27805	
		12397		46980	
WIRE STITCHER STAPLERS AND PTS					5574
100 U KINGDOM		1139		6198	
305 AUSTRIA		53		53	

IMPORTS INTO CANADA FOR CONSUMPTION

Articles and Countries from which Imported	MONTH OF MARCH 1956		THREE MONTHS ENDED MARCH 1956		Class Number
	Quantities	Values (\$)	Quantities	Values (\$)	
335 GERMANY W				3743	
347 JAPAN		72		72	
375 SWEDEN		3350		8067	
400 U STATES		93337		275063	
YARN CORD FABRIC		97951		293196	
MACH AND PTS					5575
100 U KINGDOM		130960		665150	
305 AUSTRIA				100	
306 BELGIUM				11585	
317 CZECHO S		7611		12582	
327 FRANCE				831	
335 GERMANY W		20476		45022	
344 ITALY				2321	
375 SWEDEN		1575		1575	
376 SWITZRLND		5767		25394	
400 U STATES		1369409		4210115	
ALL MACHINERY N O P AND PARTS		1535798		4974675	
100 U KINGDOM		680491		1695934	5576
234 AUSTRALIA				203	
305 AUSTRIA		248		535	
306 BELGIUM		214		8576	
317 CZECHO S				414	
318 DENMARK		3331		10665	
326 FINLAND				1317	
327 FRANCE		1054		18610	
335 GERMANY W		67852		315651	
344 ITALY		13408		45715	
347 JAPAN		2760		3807	
354 NETHRLNDS		2204		3499	
359 NORWAY				1734	
375 SWEDEN		26948		105577	
376 SWITZRLND		15661		38410	
387 VENEZUELA		6257		6257	
389 IRELAND		297		297	
400 U STATES		8748276		24288773	
CIGARETTE CIGAR MACH AND PARTS		9569001		26545974	5577
100 U KINGDOM		78556		115097	
335 GERMANY W				16125	
375 SWEDEN				464	
400 U STATES		75082		114203	
VENEER OR PLYWOOD MACH AND PTS		153638		245889	
100 U KINGDOM				193	5578
335 GERMANY W		12871		12871	
375 SWEDEN				2359	
400 U STATES		40221		140877	
PURIFIERS FOR FISH OILS		53092		156300	
400 U STATES		3000		3288	5579
FORGED STEEL ROLLS		3000		3288	
100 U KINGDOM		55938		112569	5580
335 GERMANY W				2794	
400 U STATES		76981		232756	
FIXED METERS GAUGES FOR LIQUID		132919		348119	
100 U KINGDOM				2467	5581
335 GERMANY W				308	
400 U STATES		65865		194185	
AIR CONDITIONING APPARATUS NOP		65865		196960	
100 U KINGDOM		20219		58550	5582
335 GERMANY W		656		16218	
376 SWITZRLND		198		3361	
400 U STATES		825101		2033654	
DIES IN THE ROUGH		846174		2111783	
100 U KINGDOM		475		1903	5583
375 SWEDEN				114	
400 U STATES		5186		17378	
BOTTLING MACHINES AND PARTS		5661		19395	
100 U KINGDOM				51	5584
400 U STATES		597957		1031356	
BULLDOZERS EARTHMOVERS AND PTS		597957		1031407	
NO					5585
100 U KINGDOM		478	11	21195	
400 U STATES	256	2105334	704	5316208	
CONVEYING EQUIPMENT AND PARTS		256	715	5337403	
100 U KINGDOM		66720		107132	5586
327 FRANCE				12120	
354 NETHRLNDS				831	
375 SWEDEN		500		1454	
400 U STATES		778730		2084504	
POWER JACKS AND PARTS		845950		2206041	
NO					5587
100 U KINGDOM	24	1831	71	5662	
375 SWEDEN			170	1262	
400 U STATES	7198	139531	16811	369808	
STONE CRUSHING MACH AND PARTS		7222	17052	376732	
100 U KINGDOM				2971	5588
400 U STATES		560827		1091881	
		560827		1094852	

IMPORTS INTO CANADA FOR CONSUMPTION

Articles and Countries from which Imported	MONTH OF MARCH 1956		THREE MONTHS ENDED MARCH 1956		Class Number
	Quantities	Values (\$)	Quantities	Values (\$)	
WOODWORKING MACH AND PARTS N O P 100 U KINGDOM 305 AUSTRIA 306 BELGIUM 318 DENMARK 327 FRANCE 335 GERMANY W 344 ITALY 347 JAPAN 354 NETHRLNDS 375 SWEDEN 400 U STATES		42140 372 4071 31810 1105 20033 747 473557 573835		107572 372 4617 7667 3012 49550 1105 20033 1426 9979 1222279 1427612	5589
AIR CONDITIONERS ROOM SIZE 100 U KINGDOM 400 U STATES	NO		54	1577	5590
	745	156869	1303	255388	
	745	156869	1357	256965	
SPRINGS FOR SURGICAL TRUSSES	LB				5591
SPRINGS FOR RAILWAY VEHICLES 100 U KINGDOM 400 U STATES				190 21592 21782	5592
SPRINGS FOR OTHER VEHICLES 400 U STATES		2473		4450	5593
		2473		4450	
SPRINGS FOR FURNITURE 400 U STATES		14279		54532	5594
		14279		54532	
SPRINGS FOR CLOCKS 400 U STATES		2250		2326	5595
		2250		2326	
BATHS BATHTUBS IRON OR STEEL 100 U KINGDOM 335 GERMANY W 400 U STATES		1500 18910 32408 52818		2064 22486 92939 117489	5600
BASINS CLOSETS SINKS 100 U KINGDOM 335 GERMANY W 375 SWEDEN 376 SWITZRLND 400 U STATES		5262 1166 8871 4596 166382 186277		21778 1166 8921 4596 390208 426669	5601
CONTAINERS TINPLATE FOR FOOD 400 U STATES		67005		164654	5602
		67005		164654	
CONTAINERS TINPLATE N O P 100 U KINGDOM 309 BRAZIL 335 GERMANY W 381 ALASKA 400 U STATES		997		5377 66 73 80 599727 605323	5603
		263056		599727	
		264053		605323	
HOLLOW WARE ENAMELLED IRON 100 U KINGDOM 306 BELGIUM 318 DENMARK 335 GERMANY W 354 NETHRLNDS 375 SWEDEN 400 U STATES		1605		8182 1340 450 50 2713 223 125328 138286	5604
		44208		223	
		48292		138286	
HOLLOW WARE IRON N O P 100 U KINGDOM 318 DENMARK 327 FRANCE 335 GERMANY W 344 ITALY 347 JAPAN 354 NETHRLNDS 375 SWEDEN 400 U STATES		3528		6597 106 533 1359 176 23178 7336 1636 945756 986677	5605
		107		1359	
		176		176	
		1086		23178	
		4079		7336	
		1524		1636	
		297162		945756	
		307662		986677	
KITCHEN DAIRY HOLLOW WARE TIN 335 GERMANY W 400 U STATES		15593		567 51724 52291	5606
		15593		52291	
MFRS OF TIN AND TINPLATE N O P 100 U KINGDOM 309 BRAZIL 327 FRANCE 335 GERMANY W 347 JAPAN 354 NETHRLNDS 359 NORWAY 400 U STATES		13118 93 772 674 80 123 267390 282250		23456 93 772 2773 80 123 160 713237 740694	5607
		13118		23456	
		93		93	
		772		772	
		674		2773	
		80		80	
		123		123	
		267390		713237	
		282250		740694	
ANVILS AND VISES 100 U KINGDOM 335 GERMANY W 347 JAPAN 376 SWITZRLND 400 U STATES		13280 344 90 88 22344 36146		36532 1020 308 533 59437 97830	5621
		13280		36532	
		344		1020	
		90		308	
		88		533	
		22344		59437	
		36146		97830	

IMPORTS INTO CANADA FOR CONSUMPTION

97

Articles and Countries from which Imported	MONTH OF MARCH 1956		THREE MONTHS ENDED MARCH 1956		Class Number
	Quantities	Values (\$)	Quantities	Values (\$)	
AUGERS BITS AND DRILLS					5622
100 U KINGDOM		91854		238375	
234 AUSTRALIA		7106		15294	
305 AUSTRIA				608	
317 CZECHO S				105	
327 FRANCE		3459		5344	
335 GERMANY W		10637		51358	
344 ITALY				1909	
347 JAPAN				3249	
354 NETHRLNDS		81		2917	
375 SWEDEN				7536	
376 SWITZRLND		530		530	
400 U STATES		119846		350112	
		233513		677337	
AXES	DOZ				5623
100 U KINGDOM	592	5386	745	7560	
335 GERMANY W	54	745	112	1422	
375 SWEDEN			327	3682	
400 U STATES	71	1352	198	4058	
	717	7483	1382	16722	
FILES N O P AND RASPS	DOZ				5624
100 U KINGDOM	5377	19746	9700	32539	
335 GERMANY W	184	414	854	1442	
347 JAPAN	75	68	75	68	
366 PORTUGAL			756	1680	
375 SWEDEN	452	2054	551	3228	
376 SWITZRLND	30	99	49	233	
400 U STATES	6265	26312	20097	81630	
	12383	48693	32082	120820	
HACK SAW BLADES					5625
100 U KINGDOM		5532		24230	
335 GERMANY W		1320		2501	
354 NETHRLNDS				106	
400 U STATES		18464		50246	
		25316		77083	
SAWS N O P					5626
100 U KINGDOM		7863		16454	
305 AUSTRIA				561	
335 GERMANY W		6270		19055	
347 JAPAN		624		883	
359 NORWAY		1086		1086	
375 SWEDEN		12818		33078	
376 SWITZRLND				389	
400 U STATES		30163		101081	
		58824		172587	
WRENCHES					5627
100 U KINGDOM		2552		10019	
335 GERMANY W		21351		72339	
344 ITALY				75	
347 JAPAN		478		5009	
375 SWEDEN				2884	
376 SWITZRLND		255		567	
400 U STATES		268644		685365	
		293280		776258	
ADZES CLEAVERS HATCHETS PLANES					5628
100 U KINGDOM		16596		47658	
305 AUSTRIA				340	
327 FRANCE				66	
335 GERMANY W		19947		47982	
344 ITALY				286	
347 JAPAN		779		1339	
354 NETHRLNDS		333		902	
375 SWEDEN		8262		17358	
376 SWITZRLND				259	
400 U STATES		135381		322421	
		181298		438611	
ENGINEERS PRECISION TOOLS					5629
100 U KINGDOM		29339		91633	
234 AUSTRALIA				442	
305 AUSTRIA		424		1141	
317 CZECHO S				2853	
318 DENMARK		129		1556	
327 FRANCE		283		283	
335 GERMANY W		34016		92382	
344 ITALY				5101	
347 JAPAN		27556		44432	
375 SWEDEN		2984		10345	
376 SWITZRLND		19006		51005	
400 U STATES		433743		1205328	
		547480		1506501	
TOOLS N O P					5630
100 U KINGDOM		41000		107734	
234 AUSTRALIA				531	
305 AUSTRIA		445		1076	
306 BELGIUM		483		483	
318 DENMARK				275	
327 FRANCE		13302		19331	
335 GERMANY W		21583		57621	
344 ITALY				451	
347 JAPAN		4841		26464	
354 NETHRLNDS		3819		8044	
375 SWEDEN		2924		9002	
376 SWITZRLND				984	
400 U STATES		583539		1526703	
		671936		1758699	

IMPORTS INTO CANADA FOR CONSUMPTION

Articles and Countries from which Imported	MONTH OF MARCH 1956		THREE MONTHS ENDED MARCH 1956		Class Number
	Quantities	Values (\$)	Quantities	Values (\$)	
FILES MANICURE					
100 U KINGDOM		851		1270	5631
335 GERMANY W		1241		1923	
400 U STATES		1521		6764	
		3613		9957	
TOOLS FOR USE IN MACHINES					
100 U KINGDOM		41844		130245	5632
305 AUSTRIA		347		347	
306 BELGIUM		204		1956	
318 DENMARK		425		515	
327 FRANCE				1939	
335 GERMANY W		13635		36231	
344 ITALY				168	
354 NETHRLNDS				1325	
375 SWEDEN		4098		9276	
376 SWITZRLND		5718		7006	
400 U STATES		571213		1609249	
		637484		1798257	
AUTOMOBILES FREIGHT NEW	NO				
100 U KINGDOM	29	46556	59	103167	5641
335 GERMANY W	110	110926	458	467853	
400 U STATES	876	3543917	2479	10102806	
	1015	3701399	2996	10673826	
AUTOS PASS NEW UNDER 1200 DOL	NO				
100 U KINGDOM	1731	1751910	4048	4139863	5642
335 GERMANY W	1291	971058	3606	2721874	
400 U STATES	13	15119	16	18545	
	3035	2738087	7670	6880282	
AUTOS PASS NEW 1200 TO 2100DOL	NO				
100 U KINGDOM	233	314625	520	689800	5643
335 GERMANY W	33	45069	91	120910	
400 U STATES	10722	17715921	14066	23523334	
	10988	18075615	14677	24334044	
AUTOS PASS NEW N O P	NO				
100 U KINGDOM	19	74520	65	233319	5644
335 GERMANY W	5	17111	20	56232	
400 U STATES	3165	8360465	7859	21089893	
	3189	8452096	7944	21379444	
MOTOR OMNIBUSES NEW	NO				
335 GERMANY W	8	9990	57	65560	5645
400 U STATES	50	477615	112	743888	
	58	487605	169	809448	
PARTS OF MOTOR BUS BODIES 4381					
100 U KINGDOM		274		4422	5646
335 GERMANY W		1688		7777	
400 U STATES		682898		1461244	
		684860		1473443	
AXLES BRAKES CLUTCHES TRUCK					
100 U KINGDOM		1680		8469	5648
335 GERMANY W		1403		12502	
400 U STATES		2731863		6478085	
		2734946		6499056	
AUTOMOBILE PARTS N O P					
100 U KINGDOM		237848		811199	5650
234 AUSTRALIA		307		466	
327 FRANCE				2445	
335 GERMANY W		57234		248466	
347 JAPAN				361	
354 NETHRLNDS		3287		7119	
381 ALASKA		200		400	
400 U STATES		25371802		58213613	
		25670678		59284069	
BICYCLES N O P	NO				
100 U KINGDOM	12622	259524	31063	622791	5651
327 FRANCE	275	5675	275	5675	
335 GERMANY W	236	2296	348	3543	
344 ITALY	138	2273	138	2273	
347 JAPAN			2	54	
354 NETHRLNDS	125	1798	125	1798	
400 U STATES	2	60	324	5507	
	13398	271626	32275	641641	
BICYCLE PARTS					
100 U KINGDOM		33753		86690	5652
335 GERMANY W		3935		8505	
347 JAPAN		2189		6210	
354 NETHRLNDS		141		141	
375 SWEDEN				117	
400 U STATES		2189		4557	
		42207		106220	
CARS RAILWAY BOX AND FLAT	NO				
400 U STATES	2	7225	3	10725	5653
	2	7225	3	10725	
CARS RAILWAY PASSENGER	NO				
400 U STATES			5	70875	5654
			5	70875	
CARS RAILWAY TANK	NO				
400 U STATES	272	472486	351	584486	5655
	272	472486	351	584486	
CARS RAILWAY N O P	NO				
100 U KINGDOM			12	14167	5656
400 U STATES	269	22395	278	90436	
	269	22395	290	104603	
CARS RAILWAY PARTS OF					
100 U KINGDOM		4857		14272	5657
335 GERMANY W				1274	
400 U STATES		279935		574463	
		284792		590009	

IMPORTS INTO CANADA FOR CONSUMPTION

Articles and Countries from which Imported	MONTH OF MARCH 1956		THREE MONTHS ENDED MARCH 1956		Class Number
	Quantities	Values (\$)	Quantities	Values (\$)	
MOTOR RAIL CARS AND PARTS	NO				5658
100 U KINGDOM		3590	1	20713	
381 ALASKA		203		473	
400 U STATES		41903	11	109547	
	6	45696	12	130733	
MOTOR CYCLES SIDE CARS AND PTS	NO				5660
100 U KINGDOM	220	91452	364	174348	
305 AUSTRIA				386	
317 CZECHO S		153		2059	
327 FRANCE			5	549	
335 GERMANY W	19	4695	55	12272	
344 ITALY			54	12818	
400 U STATES	39	29930	120	92300	
	278	126230	598	294732	
MOTOR VEHICLES N O P	NO				5661
100 U KINGDOM	11	15323	47	65251	
314 COLOMBIA			1	929	
327 FRANCE	1	1436	1	1436	
335 GERMANY W	1	508	4	2328	
344 ITALY			1	585	
381 ALASKA	1	3243	1	3243	
400 U STATES	97	396103	336	2150682	
	111	416613	391	2224454	
TRACTION ENGINES NOP AND PARTS	NO				5663
TRICYCLES N O P	NO				5664
335 GERMANY W			8	79	
400 U STATES	140	610	1675	6636	
	140	610	1683	6715	
FRAMES FOR BICYCLES	NO				5670
TRUCKS BODIES FOR STREET CARS					5671
FACTORY WAREHOUSE TRUCKS MOTOR	NO				5672
100 U KINGDOM	2	3615	8	23235	
400 U STATES	78	231155	223	912189	
	80	234770	231	935424	
FORK LIFT TRUCKS AND PARTS	NO				5674
100 U KINGDOM	12	54527	29	108717	
400 U STATES	182	852290	547	2433525	
	194	906817	576	2542242	
ROLLER BEARINGS AND PARTS NOP					5680
100 U KINGDOM		48155		165108	
305 AUSTRIA		1985		5314	
306 BELGIUM				213	
335 GERMANY W		8717		39967	
344 ITALY		351		351	
354 NETHRLNDS		353		5362	
375 SWEDEN		32746		125015	
376 SWITZRLND		1779		4535	
381 ALASKA				76	
400 U STATES		796932		1633291	
		891018		1979232	
ANCHORS FOR VESSELS	CWT				
100 U KINGDOM	170	2417	430	6897	
400 U STATES	147	4545	499	16527	
	317	6962	929	23424	
BALL AND ROLR BRNGS FOR AUTOS					5682
100 U KINGDOM		748		4530	
335 GERMANY W		3665		5110	
375 SWEDEN		711		7110	
400 U STATES		459004		1003820	
		464128		1020570	
BALLS ROLLERS FOR BEARINGS					5683
100 U KINGDOM		596		596	
327 FRANCE		2318		8756	
335 GERMANY W		1288		30041	
375 SWEDEN		768		10991	
400 U STATES		63456		140362	
		68426		190746	
BURNISHING BALLS					5684
400 U STATES		1925		3760	
		1925		3760	
BALL BEARINGS AND PARTS N O P					5685
100 U KINGDOM		18398		70759	
305 AUSTRIA		5489		15341	
335 GERMANY W		6977		184141	
344 ITALY		3856		3856	
375 SWEDEN		20678		140545	
376 SWITZRLND		818		17242	
400 U STATES		494591		1380042	
		550807		1811926	
BOTTLES STEEL FOR GAS					5686
100 U KINGDOM		5558		17808	
220 BERMUDA		570		980	
224 JAMAICA				152	
227 BAHAMAS				800	
400 U STATES		305806		768541	
		311934		788281	
BAYONETS SWORDS FOILS MASKS					5687
100 U KINGDOM		244		793	
327 FRANCE		52		52	
335 GERMANY W				842	
344 ITALY				79	
365 POLAND				122	
400 U STATES		2930		3021	
		3226		4909	

IMPORTS INTO CANADA FOR CONSUMPTION

Articles and Countries from which Imported	MONTH OF MARCH 1956		THREE MONTHS ENDED MARCH 1956		Class Number
	Quantities	Values (\$)	Quantities	Values (\$)	
MATERIALS FOR CREAM SEPARATORS					5688
DRUMS CYLINDERS BARRELS TANKS					5690
100 U KINGDOM		7609		43027	
400 U STATES		209973		702373	
		217582		745400	
FRAMES FOR PURSES RETICULES					5691
100 U KINGDOM		11250		27095	
305 AUSTRIA		124		124	
306 BELGIUM		4493		16555	
327 FRANCE		244		1931	
335 GERMANY W		2965		19376	
344 ITALY		219		2471	
372 SPAIN		317		2000	
400 U STATES		17956		55782	
		37568		125334	
FURNITURE OF METAL					5692
100 U KINGDOM		19657		72539	
231 HONG KONG		346		502	
335 GERMANY W		1817		4425	
344 ITALY				64	
354 NETHRLNDS				280	
375 SWEDEN		3729		5117	
376 SWITZRLND				1283	
381 ALASKA				182	
400 U STATES		799935		2182966	
		825484		2267358	
MATERIALS FOR BUOYS					5693
400 U STATES		37577		49263	
		37577		49263	
GOLF SHAFTS OF SEAMLESS STEEL					5694
100 U KINGDOM		22632		65854	
400 U STATES				4405	
		22632		70259	
MATERIALS FOR RIFLES					5695
METAL PARTS FOR SHOTGUNS					5696
GUN BARRELS ROUGH SORED					5697
100 U KINGDOM				1546	
				1546	
GUNS RIFLES AIR GUNS FIREARMS					5698
100 U KINGDOM		4964		18409	
317 CZECHO S				1250	
327 FRANCE		386		790	
335 GERMANY W		1021		3189	
344 ITALY		899		989	
372 SPAIN		508		1756	
376 SWITZRLND				270	
400 U STATES		40465		96291	
		48243		122944	
GUNS NOT MADE IN CANADA					5699
100 U KINGDOM		5914		14770	
305 AUSTRIA		65		474	
306 BELGIUM		524		14311	
317 CZECHO S				570	
318 DENMARK		1500		1500	
335 GERMANY W		1360		2004	
344 ITALY		453		3626	
372 SPAIN				3003	
375 SWEDEN		7835		16438	
400 U STATES		170218		366054	
		187869		422750	
KNIFE FORK SCISSORS BLANKS					5700
400 U STATES		9276		34488	
		9276		34488	
METAL PARTS LOOSELEAF BINDERS					5701
100 U KINGDOM		5106		9613	
400 U STATES		54686		136668	
		59792		146281	
MAGIC LANTERNS AND SLIDES					5702
100 U KINGDOM		4708		5404	
335 GERMANY W		109		1933	
344 ITALY				102	
347 JAPAN		534		534	
376 SWITZRLND				445	
383 HAWAII				500	
400 U STATES		102145		229811	
		107496		238729	
PRESSED STEEL BELT PULLEYS					5703
100 U KINGDOM		260		3275	
400 U STATES		13012		41572	
		13272		44847	
RAILWAY TIES FISH PLATES IRON					5704
100 U KINGDOM	CWT	13800	79881	19676	114092
306 BELGIUM				125	755
335 GERMANY W				132	722
400 U STATES		2022	26093	7081	63619
		15822	105974	27014	179186
RAILWAY INTERSECTION LAYOUTS					5705
381 ALASKA			135		135
400 U STATES			11785		19299
			11920		19434
SAFES AND DOORS FOR VAULTS					5706
100 U KINGDOM			18637		43947
359 NORWAY			388		2442

IMPORTS INTO CANADA FOR CONSUMPTION

101

Articles and Countries from which Imported	MONTH OF MARCH 1956		THREE MONTHS ENDED MARCH 1956		Class Number
	Quantities	Values (\$)	Quantities	Values (\$)	
400 U STATES		73360		293134	
SCALES BALANCES WEIGHING BEAMS		92385		339523	
100 U KINGDOM		7088		29675	5707
317 CZECHO S		410		410	
335 GERMANY W		841		14630	
344 ITALY				345	
354 NETHRLNDS				1967	
359 NORWAY				59	
375 SWEDEN		490		4464	
376 SWITZRLND		1615		13434	
384 P RICO		184		184	
400 U STATES		399742		864038	
		410370		929206	
STEEL WOOL					
400 U STATES		11401		44338	5708
		11401		44338	
LATH OF IRON OR STEEL					
100 U KINGDOM	CWT 144	2114	323	4398	5709
347 JAPAN			33	402	
400 U STATES	1749	21594	4121	54849	
	1893	23708	4477	59649	
VALVES IRON OR STEEL N O P					
100 U KINGDOM		38724		88361	5713
318 DENMARK		113		1153	
335 GERMANY W				1258	
354 NETHRLNDS		84		33706	
375 SWEDEN				3428	
400 U STATES		767080		2182387	
		806001		2310293	
MANUFACTURES OF IRON STEEL NOP					
100 U KINGDOM		405341		998358	5714
231 HONG KONG		3368		5961	
305 AUSTRIA		912		1950	
306 BELGIUM				9225	
318 DENMARK				250	
327 FRANCE		3829		8385	
335 GERMANY W		23682		96026	
344 ITALY		411		17586	
347 JAPAN		14756		50262	
352 MEXICO				520	
354 NETHRLNDS		17660		37519	
359 NORWAY		5789		5854	
372 SPAIN		188		188	
375 SWEDEN		16128		61103	
376 SWITZRLND		4209		12332	
381 ALASKA		410		478	
384 P RICO		4118		4118	
400 U STATES		6085803		16970086	
		6586604		18280201	
COOKING STOVES COAL OR WOOD	NO				
100 U KINGDOM			94	8763	5715
400 U STATES	103	5967	128	7587	
	103	5967	222	16350	
COOKING STOVES ELEC OVER 25DOL	NO				
400 U STATES	1083	139042	4509	571431	5716
	1083	139042	4509	571431	
COOKING STOVES GAS OVER 10 DOL	NO				
100 U KINGDOM	8	234	8	234	5717
335 GERMANY W			1	62	
400 U STATES	2047	166293	4263	350318	
	2055	166527	4272	350614	
COOKING STOVES OIL OVER 10 DOL	NO				
400 U STATES	191	3721	232	5884	5718
	191	3721	232	5884	
FURNACES DOMESTIC HDT WATER					
400 U STATES		14322		145456	5719
		14322		145456	
FURNACES DOMESTIC WARM AIR	NO				
400 U STATES	2450	307271	5804	792163	5720
	2450	307271	5804	792163	
OIL BURNERS	NO				
354 NETHRLNDS	50	1435	50	1435	5721
400 U STATES	657	60588	1284	143209	
	707	62023	1334	144644	
RADIATORS CAST IRON	SQ FT				
400 U STATES	1582	342	7787	2019	5722
	1582	342	7787	2019	
ELECTRIC COOKING APPARATUS NOP					
100 U KINGDOM		9266		36074	5723
335 GERMANY W		565		565	
344 ITALY				733	
376 SWITZRLND				558	
400 U STATES		251687		602665	
		261518		640595	
HEATING COOKING APPARATUS NOP					
100 U KINGDOM		933		11662	5724
306 BELGIUM		1283		1283	
335 GERMANY W		7614		7614	
375 SWEDEN		399		462	
400 U STATES		192957		666606	
		203186		687627	
PARTS HEATING AND COOKING APP					
100 U KINGDOM		554		2465	5725
327 FRANCE				3954	
335 GERMANY W		358		410	

IMPORTS INTO CANADA FOR CONSUMPTION

102

Articles and Countries from which Imported	MONTH OF MARCH 1956		THREE MONTHS ENDED MARCH 1956		Class Number
	Quantities	Values (\$)	Quantities	Values (\$)	
400 U STATES		1139555		3156800	
OVENS COMMERCIAL BAKERY		1140467		3163629	
100 U KINGDOM		5861		14431	5726
400 U STATES		15920		45606	
		21781		60037	
GAS STOVE THERMOSTATS LIGHTERS					5727
400 U STATES		3818		21658	
HEATERS OIL 20 DOLLARS OR OVER	NO	3818		21658	5728
100 U KINGDOM	6	175	8	310	
400 U STATES	2041	103917	4832	218820	
	2047	104092	4840	219130	
METAL STAMPINGS FOR BATHTUBS					5729
400 U STATES	CWT	8790	21345	379930	
		8790	21345	379930	
INDUSTRIAL FURNACES AND PARTS					5730
100 U KINGDOM		828		18387	
359 NORWAY				45893	
376 SWITZRLND				882	
400 U STATES		300050		902521	
		300878		967683	
RANGE OIL BURNERS	NO				5731
400 U STATES	362	10402	1030	33727	
	362	10402	1030	33727	
WATER HEATER PARTS					5733
100 U KINGDOM				880	
400 U STATES		43441		135212	
		43441		136092	
WATER HEATERS GAS	NO				5734
335 GERMANY W			40	1808	
400 U STATES	1443	79469	3637	211252	
	1443	79469	3677	213060	
WATER HEATERS ELECTRIC	NO				5735
100 U KINGDOM			351	2838	
400 U STATES	1156	64125	2853	152326	
	1156	64125	3204	155164	
WATER HEATERS N O P	NO				5736
100 U KINGDOM			11	824	
400 U STATES	169	12146	499	35991	
	169	12146	510	36815	

IMPORTS INTO CANADA FOR CONSUMPTION

Articles and Countries from which Imported	MONTH OF MARCH 1956		THREE MONTHS ENDED MARCH 1956		Class Number
	Quantities	Values (\$)	Quantities	Values (\$)	
<u>GROUP 6</u>					
NONFERROUS METALS AND PRODUCTS					
ALUMINA N O P					
100 U KINGDOM	CWT		56	785	6001
221 B GUIANA					
356 SURINAM	24 3056	260527	461352	491597	
400 U STATES	129383	107538	369344	337118	
	147691	208839	350873	541082	
	520130	576904	1181625	1370582	
BAUXITE ALUMINA FOR REFINING					
224 JAMAICA	CWT		277536	861423	6002
347 JAPAN			130500	385439	
			408036	1246862	
CRYOLITE OR KRYOLITE					
318 DENMARK	CWT	473000	44092	473000	6003
335 GERMANY W	44100	520000	110250	1297400	
400 U STATES	322	4148	622	7967	
	88514	997148	154964	1778367	
ALUMINUM PIGS INGOTS BLOCKS					
100 U KINGDOM	CWT	17006	1257	36834	6004
375 SWEDEN	306	8108	306	8108	
400 U STATES	2276	65420	12259	368020	
	3039	90534	13822	412962	
ALUMINUM SCRAP					
400 U STATES	CWT	74960	12149	302594	6005
	2995	74960	12149	302594	
ALUMINUM ANGLES CHANNELS BEAMS					
100 U KINGDOM	CWT	40934	1803	74536	6006
400 U STATES	293	22678	1943	138421	
	1272	63612	3746	212957	
ALUMINUM BAR ROD AND WIRE RODS					
100 U KINGDOM	CWT	38824	1348	69301	6007
400 U STATES	1763	74131	3652	162772	
	2434	112955	5000	232073	
ALUMINUM LEAF OR FOIL					
100 U KINGDOM		30748		82027	6009
305 AUSTRIA				4241	
318 DENMARK				118	
335 GERMANY W		4628		4628	
354 NETHRLNDS				1421	
376 SWITZRLND		330		1218	
400 U STATES		35071		99088	
		70777		192741	
ALUMINUM PIPES AND TUBES					
100 U KINGDOM	CWT	22520	3415	157121	6010
335 GERMANY W	444		3	159	
400 U STATES	5596	294508	9666	512928	
	6040	317028	13084	670208	
ALUMINUM PLATES SHEETS STRIPS					
100 U KINGDOM	CWT	325506	26530	970738	6011
306 BELGIUM			156	5939	
335 GERMANY W			7	248	
376 SWITZRLND	132	6512	132	6512	
400 U STATES	3796	204599	10729	586860	
	12746	536617	37554	1570297	
ALUMINUM POWDER AND PASTE					
100 U KINGDOM	LB	3416	25005	7464	6012
335 GERMANY W	11200	3055	5732	3055	
400 U STATES	5732	2599	24347	13500	
	4100		55084	24019	
ALUMINUM WIRE AND CABLE					
100 U KINGDOM	CWT	5243	8497	210401	6013
400 U STATES	105	40490	1785	90313	
	898	45733	10282	300714	
ALUMINUM HOUSEHOLD HOLLOW WARE					
100 U KINGDOM		4947		7622	6014
344 ITALY		4346		19845	
347 JAPAN		2183		19255	
376 SWITZRLND		292		292	
400 U STATES		107995		268830	
		119763		315844	
ALUMINUM MANUFACTURES N O P					
100 U KINGDOM		53261		143657	6015
224 JAMAICA				245	
231 HONG KONG				317	
305 AUSTRIA				260	
306 BELGIUM				150	
318 DENMARK		276		276	
327 FRANCE		150		371	
335 GERMANY W		869		6914	
344 ITALY		155		1666	
347 JAPAN		2008		9776	
354 NETHRLNDS		1690		2546	
375 SWEDEN		2760		8169	
376 SWITZRLND				4889	
400 U STATES		929130		2646393	
		990299		2825629	
BRASS IN BLOCKS INGOTS OR PIGS					
400 U STATES	CWT	1231	16	1231	6021
	16	1231	16	1231	
BRASS SCRAP					
100 U KINGDOM	CWT	197	20	249	6022

IMPORTS INTO CANADA FOR CONSUMPTION

Articles and Countries from which imported	MONTH OF MARCH 1956		THREE MONTHS ENDED MARCH 1956		Class Number
	Quantities	Values (\$)	Quantities	Values (\$)	
220 BERMUDA	16	255	16	255	
400 U STATES	265	6212	4234	134453	
	297	6664	4270	134957	
BRASS IN BARS AND RODS	CWT				6023
100 U KINGDOM	337	12047	339	12100	
400 U STATES	257	16107	620	37462	
	594	28154	959	49562	
BRASS IN STRIPS SHEETS PLATES	CWT				6024
100 U KINGDOM	924	42175	2194	99774	
306 BELGIUM	228	16744	20	902	
400 U STATES	1152	58919	913	62375	
			3127	163051	
BRASS TUBING	CWT				6025
100 U KINGDOM	331	23465	568	38425	
335 GERMANY W			59	4858	
376 SWITZRLND			8	531	
400 U STATES	966	83377	3337	263520	
	1297	106842	3972	307334	
METAL CAPS FOR ELEC BATTERIES					6026
400 U STATES		3298		12551	
		3298		12551	
BRASS CUPS FOR PAPER CARTRIDGE					6027
BRASS OR BRONZE COIN LOCKS					6029
400 U STATES		366		792	
		366		792	
BRASS HAND PUMPS N O P					6030
100 U KINGDOM		106		106	
400 U STATES		7767		11191	
		7873		11297	
BRASS VALVES					6031
100 U KINGDOM		2995		16650	
318 DENMARK		5898		13343	
335 GERMANY W		289		3501	
344 ITALY		3694		20246	
347 JAPAN		5370		10959	
354 NETHRLNDS		185		4971	
359 NORWAY				314	
360 ISRAEL				4618	
375 SWEDEN		7483		21704	
400 U STATES		382120		1091580	
		408034		1187886	
BRASS METERS AND PARTS					6032
100 U KINGDOM		4808		13594	
400 U STATES		31127		95302	
		35935		108896	
BRASS WIRE N O P	LB				6033
100 U KINGDOM			7267	3693	
335 GERMANY W	319	216	319	216	
400 U STATES	2157	2204	18698	18153	
	2476	2420	26284	22062	
BRASS WIRE CLOTH OR WOVEN WIRE					6034
100 U KINGDOM		444		1290	
335 GERMANY W		13115		33748	
347 JAPAN				1916	
400 U STATES		741		19370	
		14300		56324	
BRASS MANUFACTURES N O P					6035
100 U KINGDOM		58276		187394	
215 INDIA		440		1869	
231 HONG KONG		968		5155	
305 AUSTRIA		63		121	
306 BELGIUM		234		781	
317 CZECHOS				72	
318 DENMARK				752	
327 FRANCE		1101		4947	
335 GERMANY W		4749		15051	
344 ITALY		8162		27903	
347 JAPAN		5163		33339	
354 NETHRLNDS		6751		18090	
360 ISRAEL		1094		1094	
372 SPAIN		208		208	
375 SWEDEN		648		1164	
376 SWITZRLND		237		1813	
389 IRELAND				416	
392 SYRIA				240	
400 U STATES		1136355		3420163	
		1224449		3720572	
BRASS WIRE FOR FOURDRINIER					6036
COPPER IN BLOCKS PIGS INGOTS	CWT				6042
400 U STATES	1506	64743	1515	65121	
	1506	64743	1515	65121	
COPPER SCRAP	CWT				6043
400 U STATES	20068	844635	65382	2722329	
	20068	844635	65382	2722329	
COPPER BARS FOR ELECTRIC WIRES	CWT				6044
100 U KINGDOM	2	133	2	133	
400 U STATES	3513	125773	11937	420758	
	3515	125906	11939	420891	
COPPER IN BARS OR RODS N O P	CWT				6046
400 U STATES	801	29158	861	34478	
	801	29158	861	34478	
COPPER IN STRIPS SHEETS PLATES	CWT				6047
100 U KINGDOM			364	20822	
400 U STATES	58	4052	492	51679	
	58	4052	856	72501	

IMPORTS INTO CANADA FOR CONSUMPTION

Articles and Countries from which Imported	MONTH OF MARCH 1956		THREE MONTHS ENDED MARCH 1956		Class Number		
	Quantities	Values (\$)	Quantities	Values (\$)			
COPPER TUBING 100 U KINGDOM 400 U STATES	CWT	337	23636	1629	97057	6048	
		578	54025	1579	129269		
		915	77661	3208	226326		
COPPER ROLLERS FOR WALL PAPER 100 U KINGDOM 400 U STATES					14681	6049	
			2923		5866		
			2923		20547		
COPPER WIRE N O P 400 U STATES	LB	8948	11117	68835	66669	6050	
		8948	11117	68835	66669		
COPPER WIRE CLOTH WOVEN WIRE 335 GERMANY W 400 U STATES			125		303	6051	
			7270		9179		
			7395		9482		
COPPER MANUFACTURES OF N O P 100 U KINGDOM 215 INDIA 305 AUSTRIA 306 BELGIUM 322 EGYPT 335 GERMANY W 344 ITALY 347 JAPAN 354 NETHRLNDS 375 SWEDEN 376 SWITZRLND 392 SYRIA 400 U STATES			4970		10022	6052	
			143		143		
							69
			61				61
							1478
							1120
			62				62
			54				755
							6826
			282				844
			137				137
							432
			139363				319080
		145072			341029		
LEAD IN PIGS AND BLOCKS 100 U KINGDOM 400 U STATES	LB			22400	3252	6061	
				7506	2391		
				29906	5643		
LEAD OLD AND SCRAP 400 U STATES	LB			8095	719	6062	
				8095	719		
LEAD IN BARS AND SHEETS 100 U KINGDOM 400 U STATES	LB			11016	1787	6063	
				15980	3327		
				26996	5114		
LEAD PIPE	LB					6064	
LEAD CAPSULES FOR BOTTLES 100 U KINGDOM 335 GERMANY W			5160		22973	6065	
					5085		
			5160		28058		
LEAD SHOT AND BULLETS 100 U KINGDOM 375 SWEDEN	LB	554	756	1499	1109	6066	
		540	356	540	356		
		1094	1112	2039	1465		
TEA LEAD	LB					6067	
LEAD MANUFACTURES N O P 100 U KINGDOM 400 U STATES			2776		11872	6068	
			11669		48350		
			14445		60222		
RODS 90 PC NICKEL FOR WIRE 400 U STATES	LB	1073	1288	1073	1288	6070	
		1073	1288	1073	1288		
NICKEL NICKEL SILVER IN INGOTS 400 U STATES	LB			177862	47483	6071	
				177862	47483		
NICKEL BARS RODS STRIPS SHEETS 100 U KINGDOM 359 NORWAY 400 U STATES	LB	1547	667	1595	807	6072	
				29945	19385		
		425076	419832	1024811	1069947		
		426623	420499	1056351	1090139		
NICKEL SILVER BARS RODS STRIPS 400 U STATES	LB	1755	1965	4225	4245	6073	
		1755	1965	4225	4245		
NICKEL CHROMIUM IN BARS RODS 400 U STATES	LB			2856	3570	6074	
				2856	3570		
NICKEL MANUFACTURES NOT PLATED 100 U KINGDOM 327 FRANCE 344 ITALY 354 NETHRLNDS 375 SWEDEN 400 U STATES			461		1207	6075	
			110		110		
			150		150		
							108
							1175
		19742			58318		
		20463			61068		
NICKEL AND PLATED HOLLOW WARE 100 U KINGDOM 400 U STATES					354	6076	
					221		
					645		
NICKEL PLATED WARE N O P 100 U KINGDOM 215 INDIA 305 AUSTRIA 327 FRANCE 335 GERMANY W 344 ITALY 347 JAPAN 354 NETHRLNDS 372 SPAIN			12684		49750	6077	
			136		136		
			337				474
			296				296
			23038				48697
			694				1745
			4269				9828
			2981				5342
							500

IMPORTS INTO CANADA FOR CONSUMPTION

Articles and Countries from which Imported	MONTH OF MARCH 1956		THREE MONTHS ENDED MARCH 1956		Class Number
	Quantities	Values (\$)	Quantities	Values (\$)	
375 SWEDEN		426		426	
376 SWITZRLND				342	
400 U STATES		92389		257921	
ELECTRO PLATED WARE GILT WARE		137250		375457	
100 U KINGDOM		96172		228803	6082
215 INDIA				1343	
231 HONG KONG				1879	
305 AUSTRIA		690		4052	
306 BELGIUM				330	
317 CZECHO S		295		295	
318 DENMARK		264		264	
327 FRANCE		276		1627	
335 GERMANY W		33321		88372	
344 ITALY		9240		15039	
347 JAPAN		59404		236674	
354 NETHRLNDS				506	
372 SPAIN				913	
375 SWEDEN		757		1845	
376 SWITZRLND		1061		1502	
400 U STATES		1245176		3431672	
		1446656		4015116	
GOLD SILVER SWEEPS GOLD FRINGE					6084
327 FRANCE		1211		3216	
400 U STATES		1315		29571	
		2526		32787	
GOLD SILVER DUTCH METAL LEAF					6085
100 U KINGDOM		2571		12324	
335 GERMANY W		180		1041	
344 ITALY				164	
400 U STATES		8502		18377	
		11253		31906	
GOLD MANUFACTURES N O P					6086
100 U KINGDOM		2165		9181	
335 GERMANY W		143		229	
376 SWITZRLND		670		1138	
400 U STATES		15043		25463	
		18021		36011	
PLATINUM PALLADIUM IRIDIUM					6087
100 U KINGDOM		1608479		4670015	
400 U STATES		9756		55365	
		1618235		4725380	
PLATINUM CRUCIBLES					6088
400 U STATES		169463		354839	
		169463		354839	
PLAT RETORT FOR SULPHURIC ACID					6089
BLACK OXIDE COPPER FOR COLOURS	LB				6090
400 U STATES	500	265	500	265	
	500	265	500	265	
SILVER UNMANUFACTURED	OZ				6091
400 U STATES	5275	4939	5347	5004	
	5275	4939	5347	5004	
COIN FOREIGN EXCEPT GOLD					6092
TOILET ARTICLES OF STERLING					6093
100 U KINGDOM		456		508	
400 U STATES		323		905	
		779		1413	
SILVER MANUFACTURES N O P					6094
100 U KINGDOM		19154		55964	
318 DENMARK		3580		4601	
327 FRANCE				100	
335 GERMANY W		682		1527	
344 ITALY		914		1274	
347 JAPAN		317		502	
352 MEXICO		182		182	
354 NETHRLNDS		572		572	
359 NORWAY				141	
376 SWITZRLND				55	
388 YUGO SLAV		135		135	
400 U STATES		20064		43607	
		45600		108660	
TIN BLOCKS PIGS OR BARS	CWT				6101
100 U KINGDOM			112	11564	
218 MALAYA	1008	102093	1680	168696	
306 BELGIUM	1120	112804	3360	343655	
354 NETHRLNDS	67	6926	2867	286624	
400 U STATES	5066	520038	6187	634573	
	7261	741861	14206	1445112	
TIN FOIL	LB				6102
400 U STATES	540	718	5036	6857	
	540	718	5036	6857	
COLLAPSIBLE TUBES OF METAL					6103
400 U STATES		36096		67617	
		36096		67617	
ZINC SPELTER	CWT				6111
ZINC BLOCKS PIGS BARS PLATES	CWT				6112
400 U STATES	282	8840	385	11184	
	282	8840	385	11184	
ZINC STRIP AND SHEETS	CWT				6113
306 BELGIUM	295	6269	773	15187	
335 GERMANY W	544	9875	677	12377	
400 U STATES	1186	29883	3362	94524	
	2025	46027	4812	122088	

IMPORTS INTO CANADA FOR CONSUMPTION

107

Articles and Countries from which Imported	MONTH OF MARCH 1956		THREE MONTHS ENDED MARCH 1956		Class Number
	Quantities	Values (\$)	Quantities	Values (\$)	
ZINC DUST					
100 U KINGDOM	CWT 852	14 376	2032	32 492	6115
400 U STATES	657	8 263	804	11 007	
	1509	22 639	2836	43 499	
ZINC MANUFACTURES N O P					
100 U KINGDOM		883		6 292	6116
327 FRANCE				373	
335 GERMANY W		2 864		7 009	
400 U STATES		2 262 45		60 067 0	
		2 299 92		61 434 4	
ZINC SLUGS FOR DRY BATTERIES					
327 FRANCE				166	6117
400 U STATES		1 501 5		6 724 3	
		1 501 5		6 740 9	
ALLOYS OF COPPER					
100 U KINGDOM				508	6119
335 GERMANY W		6 740		14 777	
400 U STATES		3 914 8		12 557 4	
		4 588 8		14 085 9	
ALLOYS OF MAGNESIUM					
400 U STATES		1 114 0		10 763 2	6120
		1 114 0		10 763 2	
BABBITT METAL IN BLOCKS BARS					
100 U KINGDOM	CWT		23	893	6121
400 U STATES	17	1 204	69	5 716	
	17	1 204	92	6 609	
BRITANNIA METAL PIGS BLOCKS	CWT				6122
BRITANNIA METAL MANUFACTURES					
100 U KINGDOM		876		2 865	6123
318 DENMARK				157	
400 U STATES		5 681		7 733	
		6 557		10 755	
CHROMIUM TUNGSTEN FOR ALLOYS					
100 U KINGDOM	LB 1000	976	5480	14 782	6124
335 GERMANY W			200	678	
400 U STATES	10710	37056	25525	92518	
	11710	38032	31205	107978	
ALLOY SLUGS CAST WITH DIAMONDS					
400 U STATES		766		5100	6125
		766		5100	
PHOSPHOR TIN PHOSPHOR BRONZE					
100 U KINGDOM	LB 94594	69660	227873	1636661	6126
335 GERMANY W			55567	34940	
400 U STATES	10016	9818	107310	89567	
	104610	79478	390750	288168	
WATCHES OVER ONE JEWEL					
100 U KINGDOM				60	6127
327 FRANCE		1 465		1 530	
335 GERMANY W		13 729		27 173	
344 ITALY		175		175	
376 SWITZRLND		60045		169395	
400 U STATES		1 282		7 815	
		7 669 6		20 614 8	
WATCHES ONE OR NO JEWEL					
100 U KINGDOM				286	6128
335 GERMANY W		706		1 444	
375 SWEDEN				280	
376 SWITZRLND		48 417		98 807	
400 U STATES		190		1 495	
		49 313		102 312	
WATCH ACTIONS OVER ONE JEWEL					
100 U KINGDOM				1 663 1	6129
327 FRANCE		770		9 850	
335 GERMANY W		15 337		4 581 0	
376 SWITZRLND		28 333 0		67 550 1	
400 U STATES		1 678 3		31 336	
		31 622 0		77 912 8	
WATCH ACTIONS ONE OR NO JEWEL					
100 U KINGDOM				3 382	6130
327 FRANCE				1 585	
376 SWITZRLND		3 987		19 086	
400 U STATES				833	
		3 987		24 886	
CLOCKS					
100 U KINGDOM	N O 4547	8 372	7 627	17 623	6131
327 FRANCE	3472	4 490	6108	8 399	
335 GERMANY W	2 455 6	5 610 9	67 508	143 320	
344 ITALY	53	261	53	261	
347 JAPAN	67	200	67	200	
354 NETHRLNDS			6	226	
375 SWEDEN	8	95	28	509	
376 SWITZRLND	379	2 437	1144	7 132	
400 U STATES	1 792 4	8 424 3	4 607 6	21 186 3	
	5 100 6	15 620 7	12 861 7	38 953 3	
CLOCK MOVEMENTS AND CASES					
100 U KINGDOM		6 268		19 641	6132
335 GERMANY W				683	
376 SWITZRLND				246	
400 U STATES		4 889		22 451	
		11 157		43 021	
PARTS OF CLOCK MOVEMENTS					
100 U KINGDOM		78		5 756	6133
335 GERMANY W		1 176		1 713	
354 NETHRLNDS				2 005	
400 U STATES		36 469		105 713	
		37 723		115 187	

IMPORTS INTO CANADA FOR CONSUMPTION

Articles and Countries from which Imported	MONTH OF MARCH 1956		THREE MONTHS ENDED MARCH 1956		Class Number
	Quantities	Values (\$)	Quantities	Values (\$)	
TIME RECORDERS					6134
100 U KINGDOM		322		2482	
225 TRINIDAD		631		2981	
335 GERMANY W				594	
376 SWITZRLND		2526		3287	
400 U STATES		18512		45892	
		21991		55236	
WATCH CASES AND PARTS					6136
100 U KINGDOM		1393		3396	
231 HONG KONG				563	
327 FRANCE		13064		21459	
335 GERMANY W		10404		24715	
347 JAPAN		131		131	
354 NETHRLNDS				626	
376 SWITZRLND		28667		70381	
400 U STATES		44201		163939	
		97860		285210	
PARTS OF WATCH MOVEMENTS					6138
100 U KINGDOM		16250		34412	
327 FRANCE		1653		4269	
335 GERMANY W		2076		6586	
376 SWITZRLND		30745		78042	
400 U STATES		18137		60996	
		68861		184305	
BATTERIES FLASHLIGHT AND PARTS					6139
231 HONG KONG		419		1790	
400 U STATES		4569		8207	
		4988		9997	
BATTERIES HEARING AID AND PTS					6140
400 U STATES		38653		91459	
		38653		91459	
BATTERIES ELECTRIC PRIMARY NOP					6141
100 U KINGDOM		431		992	
327 FRANCE		591		5945	
335 GERMANY W				4581	
347 JAPAN		113		383	
400 U STATES		27391		96053	
		28526		107954	
BATTERIES STORAGE N O P PARTS					6142
100 U KINGDOM		52542		79735	
305 AUSTRIA				74	
327 FRANCE				1369	
335 GERMANY W		100		6502	
375 SWEDEN				2000	
400 U STATES		162722		514200	
		215364		603880	
APPARATUS ELECTRIC HEATING NOP					6143
100 U KINGDOM		5346		12191	
327 FRANCE				742	
335 GERMANY W		651		1646	
344 ITALY		907		907	
384 P RICO		1392		1392	
400 U STATES		99798		396676	
		108094		413554	
DYNAMOS GENERATORS AND PTS NOP					6144
100 U KINGDOM		182547		397935	
318 DENMARK		202		202	
335 GERMANY W		7959		12813	
375 SWEDEN		468		468	
376 SWITZRLND				27514	
383 HAWAII		5500		5500	
400 U STATES		891900		2194315	
		1088576		2638747	
FUSES FUSE PLUGS CUTOUTS PARTS					6145
100 U KINGDOM		11400		27282	
327 FRANCE		902		902	
400 U STATES		102701		290361	
		115003		318545	
FLUORESCENT TUBES ARC LAMPS	NO				6146
100 U KINGDOM		258		939	
400 U STATES		44290		51216	
		44548		52155	
				235095	
				180162	
				235425	
				181461	
LAMPS ELECTRIC CARBON FILAMENT	NO				6147
LAMPS ELECTRIC METAL FILAMENT	NO				6148
100 U KINGDOM		8676		808	
231 HONG KONG		200000		1645	
305 AUSTRIA				23425	
306 BELGIUM				312550	
335 GERMANY W		100		2865	
347 JAPAN		100		2680	
354 NETHRLNDS		5090		206	
375 SWEDEN		499		727	
400 U STATES		358000		945	
		89934		55139	
		510		19594	
		160095		444	
		175904		516083	
		1611130		598683	
LIGHTS HEAD SIDE TAIL TORCHES					6149
100 U KINGDOM		2524		5527	
231 HONG KONG		16836		55888	
317 CZECHO S				610	
335 GERMANY W		2174		8025	
347 JAPAN				605	
354 NETHRLNDS				169	
400 U STATES		108733		271285	
		130267		342109	
ELECTRIC LIGHT FIXTURES N O P					6150
100 U KINGDOM		5165		14165	

IMPORTS INTO CANADA FOR CONSUMPTION

109

Articles and Countries from which Imported	MONTH OF MARCH 1956		THREE MONTHS ENDED MARCH 1956		Class Number
	Quantities	Values (\$)	Quantities	Values (\$)	
231 HONG KONG				225	
305 AUSTRIA		1487		1815	
306 BELGIUM				244	
317 CZECHOS				4348	
318 DENMARK		215		1797	
326 FINLAND				170	
327 FRANCE		932		2978	
335 GERMANY W		7828		14749	
344 ITALY		2126		6247	
347 JAPAN		2384		5997	
354 NETHRLNDS		1038		2754	
359 NORWAY		623		970	
372 SPAIN		3514		4450	
375 SWEDEN		611		698	
400 U STATES		569628		1569300	
		595551		1630907	
LIGHTNING ARRESTERS REACTORS					6151
100 U KINGDOM		4652		8450	
327 FRANCE				839	
375 SWEDEN		422		6340	
376 SWITZRLND		4540		13776	
400 U STATES		42222		94531	
		51836		123936	
MAGNETOS FOR GAS ENGINES					6152
100 U KINGDOM				321	
400 U STATES		6193		15511	
		6193		15832	
METERS ELECTRIC AND PARTS NOP					6153
100 U KINGDOM		29188		96730	
305 AUSTRIA				754	
327 FRANCE				715	
335 GERMANY W				460	
347 JAPAN		980		9814	
354 NETHRLNDS				3444	
376 SWITZRLND		4392		11105	
400 U STATES		302918		710377	
		337478		833399	
MOTORS ELECTRIC UNDER 10 DOL	NO				6154
100 U KINGDOM	83	804	1015	5152	
306 BELGIUM	768	1406	768	1406	
335 GERMANY W	10	66	10	66	
400 U STATES	7301	30818	29674	130780	
	8162	33094	31467	137404	
MOTORS ELECTRIC NOP AND PARTS					6155
100 U KINGDOM		167838		540841	
306 BELGIUM		8334		24878	
318 DENMARK		415		415	
335 GERMANY W		2426		13190	
347 JAPAN				94	
354 NETHRLNDS		182		1476	
375 SWEDEN		1532		3704	
376 SWITZRLND		1674		3159	
400 U STATES		1228580		3205470	
		1410981		3793227	
RHEOSTATS CONTROLLERS STARTERS					6156
100 U KINGDOM		33602		102255	
231 HONG KONG		2713		2713	
305 AUSTRIA		742		742	
318 DENMARK				606	
335 GERMANY W		1300		2159	
376 SWITZRLND		12115		14496	
400 U STATES		959563		2741646	
		1010035		2864617	
SAD IRONS ELECTRIC AND PARTS					6157
100 U KINGDOM		6389		21886	
400 U STATES		67237		128960	
		73626		150846	
SELFCONTAINED LIGHTING OUTFITS					6158
100 U KINGDOM				908	
400 U STATES		2939		3769	
		2939		4677	
SOCKETS OUTLETS RECEPTACLES					6159
100 U KINGDOM		611		3346	
354 NETHRLNDS				152	
400 U STATES		226917		775675	
		227528		779173	
SPARK PLUGS MAGNETOS IGNITION					6160
100 U KINGDOM		10852		34927	
335 GERMANY W				9341	
400 U STATES		144176		297587	
		155028		341855	
SWITCHES SWITCHBOARDS AND PTS					6161
100 U KINGDOM		208877		548727	
305 AUSTRIA		344		1018	
327 FRANCE		2595		2595	
335 GERMANY W		3168		16834	
347 JAPAN		213		213	
375 SWEDEN		1343		1455	
376 SWITZRLND		57979		293833	
400 U STATES		1131259		3173138	
		1405778		4037813	
SWITCHGEAR FOR MINES					6162
100 U KINGDOM		4284		7941	
400 U STATES		4097		7613	
		8381		15554	

IMPORTS INTO CANADA FOR CONSUMPTION

Articles and Countries from which Imported	MONTH OF MARCH 1956		THREE MONTHS ENDED MARCH 1956		Class Number
	Quantities	Values (\$)	Quantities	Values (\$)	
TELEGRAPH APPARATUS AND PARTS					
100 U KINGDOM		78726		110138	6163
400 U STATES		449516		1117167	
		528242		1227305	
TELEPHONE APPARATUS AND PARTS					6164
100 U KINGDOM		208440		601017	
234 AUSTRALIA				1295	
305 AUSTRIA				2978	
318 DENMARK				4695	
335 GERMANY W				924	
347 JAPAN		2111		2226	
354 NETHRLNDS				234	
375 SWEDEN		3294		51541	
376 SWITZRLND				2410	
381 ALASKA		130		130	
400 U STATES		1024844		3018736	
		1238819		3686186	
TRANSFORMERS AND PARTS N O P					6165
100 U KINGDOM		23718		172766	
305 AUSTRIA				68282	
318 DENMARK		315		315	
327 FRANCE				95	
335 GERMANY W				1574	
344 ITALY				318	
347 JAPAN				225	
354 NETHRLNDS		1041		3371	
375 SWEDEN		1256		20434	
376 SWITZRLND		18621		393641	
400 U STATES		511620		1697560	
		556571		2358581	
RADIO TUBES					6166
100 U KINGDOM	N0	386	2056	43291	
344 ITALY		100	1050	435	
354 NETHRLNDS		20982	126414	41952	
376 SWITZRLND		12	12	260	
400 U STATES		809933	2437406	2570997	
		831413	2566938	2656935	
RADIO APPARATUS N O P					6167
100 U KINGDOM		299372		936546	
305 AUSTRIA		102		102	
318 DENMARK		1086		3157	
335 GERMANY W		3013		12966	
344 ITALY		342		567	
347 JAPAN		1073		5020	
354 NETHRLNDS		35697		82822	
384 P RICO		550		550	
400 U STATES		3101438		10350223	
		3442673		11391953	
ELECTRIC DRY SHAVING MACHINES					6168
100 U KINGDOM		500		500	
305 AUSTRIA		5174		5174	
335 GERMANY W		19319		60216	
354 NETHRLNDS		49516		109773	
376 SWITZRLND				2821	
400 U STATES		67662		355291	
		142171		533775	
ELECT STEAM GENERATORS AND PTS					6169
100 U KINGDOM	N0	68551	1	257883	
376 SWITZRLND		437858	3	471614	
400 U STATES		3285	3	533722	
		509694	7	1263219	
ELECTRIC APPARATUS N O P					6170
100 U KINGDOM		258539		445048	
231 HONG KONG				1245	
305 AUSTRIA		73		429	
306 BELGIUM				136	
317 CZECHO S				943	
318 DENMARK		228		489	
327 FRANCE		1703		5341	
335 GERMANY W		2146		7764	
344 ITALY		1490		1490	
347 JAPAN		1431		6215	
354 NETHRLNDS		9924		22471	
375 SWEDEN		2460		4918	
376 SWITZRLND		15827		23549	
400 U STATES		2336840		6392370	
		2630661		6912408	
ELECTRIC PRECISION INSTRUMENTS					6171
100 U KINGDOM		26266		101977	
225 TRINIDAD		1884		6810	
318 DENMARK		379		769	
327 FRANCE		850		1912	
335 GERMANY W		1492		20124	
354 NETHRLNDS		5523		6018	
376 SWITZRLND		5798		21678	
400 U STATES		849866		2188542	
		892058		2347830	
ELECTRIC OR GAS WELDING APP					6172
100 U KINGDOM		15939		34686	
327 FRANCE		515		515	
335 GERMANY W		70		307	
400 U STATES		556849		1470027	
		573373		1505535	

IMPORTS INTO CANADA FOR CONSUMPTION

Articles and Countries from which Imported	MONTH OF MARCH 1956		THREE MONTHS ENDED MARCH 1956		Class Number
	Quantities	Values (\$)	Quantities	Values (\$)	
RADIO RECEIVING SETS	NO				6173
100 U KINGDOM	226	6590	380	21126	
318 DENMARK			2	251	
335 GERMANY W	238	14176	654	36131	
347 JAPAN			1028	11959	
354 NETHRLNDS	1	73	52	899	
375 SWEDEN			5	405	
400 U STATES	4602	143655	12306	441336	
	5067	164494	14427	512107	
TELEVISION RECEIVING SETS	NO				6174
400 U STATES	151	16602	747	77890	
	151	16602	747	77890	
RADIO SET PARTS TARIFF 4450					6175
100 U KINGDOM		53988		157399	
318 DENMARK		710		1399	
335 GERMANY W		7397		8491	
347 JAPAN		143		143	
354 NETHRLNDS		11863		38705	
375 SWEDEN				851	
376 SWITZRLND				699	
384 P RICO		131		131	
400 U STATES		403826		1247284	
		478058		1455102	
RADIO TUBE PARTS TARIFF 445P					6176
100 U KINGDOM		12408		12891	
335 GERMANY W				383	
354 NETHRLNDS		177		4799	
400 U STATES		692633		2083466	
		705218		2101539	
SOUND EQUIPMENT					6177
100 U KINGDOM		1862		19404	
234 AUSTRALIA				195	
318 DENMARK		251		533	
335 GERMANY W				2088	
344 ITALY		81		81	
347 JAPAN		2536		7323	
354 NETHRLNDS		10000		26688	
400 U STATES		303653		908232	
		318383		964544	
LIGHTING FIXTURES GAS COAL OIL					6181
100 U KINGDOM		134		5027	
231 HONG KONG				65	
318 DENMARK				277	
327 FRANCE				1141	
335 GERMANY W		2666		6891	
344 ITALY		71		71	
347 JAPAN		3240		6315	
354 NETHRLNDS				725	
400 U STATES		21695		70962	
		27806		91474	
GAS MANTLES GAS BURNERS					6182
100 U KINGDOM				63	
327 FRANCE				53	
400 U STATES		3431		13796	
		3431		13912	
GAS METERS AND PARTS					6183
100 U KINGDOM		23551		71780	
400 U STATES		85139		224915	
		108690		296695	
PLATES CYLINDERS ENGRAVERS					6191
100 U KINGDOM		3148		6262	
335 GERMANY W				171	
354 NETHRLNDS				403	
400 U STATES		74059		200565	
		77207		207401	
PLATES PRINTING 2 COLOURS					6192
100 U KINGDOM		371		1211	
376 SWITZRLND		185		185	
400 U STATES		14985		52241	
		15541		53637	
PLATES FOR PRINTING MUSIC					6193
400 U STATES		5406		10677	
		5406		10677	
STEREOTYPES ELECTROTYPES NQP	sq in				6194
400 U STATES	14097	2778	42531	8365	
	14097	2778	42531	8365	
MATRICES FOR STEREOTYPES 475A	sq in				6195
400 U STATES	365184	1250	942409	3596	
	365184	1250	942409	3596	
STEREOTYPES FOR BOOKS	sq in				6196
100 U KINGDOM			557	126	
400 U STATES	493627	30812	1148304	74201	
	493627	30812	1148861	74327	
STEREOTYPES FOR ADVERTISEMENTS	sq in				6197
100 U KINGDOM			2432	174	
354 NETHRLNDS			176	360	
400 U STATES	453121	13647	1144380	41271	
	453121	13647	1146988	41805	
TYPE METAL IN BLOCKS PLATES	LB				6198
400 U STATES	560	272	560	272	
	560	272	560	272	
TYPE PRINTING CHASES QUOINS					6199
100 U KINGDOM		1839		5459	
318 DENMARK		386		386	
335 GERMANY W		718		1323	
354 NETHRLNDS				1160	

IMPORTS INTO CANADA FOR CONSUMPTION

Articles and Countries from which Imported	MONTH OF MARCH 1956		THREE MONTHS ENDED MARCH 1956		Class Number
	Quantities	Values (\$)	Quantities	Values (\$)	
380 USSR				378	
400 U STATES		19705		46845	
PRINTG PLATES FOR PUBLICATIONS		22648		55551	6200
100 U KINGDOM		462		1069	
354 NETHRLNDS				181	
400 U STATES		46239		137724	
MOULDING MATERIAL ELECTROTYPE		46701		138974	6201
400 U STATES		2654		7120	
TUNGSTEN BEARING ORES	CWT	2654		7120	6208
400 U STATES			270	40844	
CHROME ORE	CWT		270	40844	6210
216 PAKISTAN			4091	4195	
400 U STATES	10240	27520	38666	98352	
ANTIMONY OR REGULUS OF	10240	27520	42757	102547	6211
100 U KINGDOM	LB		76000	19982	
313 CHINA	80551	14038	253242	44753	
BISMUTH METALLIC NATURAL	80551	14038	329242	64735	6212
363 PERU	LB		7816	15941	
CINNABAR	LB		7816	15941	6214
COBALT ORE	CWT				6215
400 U STATES			19	1031	
MANGANESE ORE	CWT		19	1031	6216
100 U KINGDOM	100	2171	274	4607	
316 CUBA	121632	213210	121632	213210	
400 U STATES	73030	185038	434184	866225	
DRES OF METALS N O P	194762	400419	556090	1084042	6217
400 U STATES	CWT				
MERCURY OR QUICKSILVER	5047	18471	13657	40294	6218
100 U KINGDOM	5047	18471	13657	40294	
344 ITALY	LB				
352 MEXICO	397	1549	397	1549	
372 SPAIN	47537	150000	76060	249743	
400 U STATES	4252	13928	10885	36107	
ANODES NICKEL ZINC COPPER ETC	7600	43145	7600	43145	6219
400 U STATES	15664	54155	46867	162046	
ARTICLES FOR AGRIC IMPLEMENTS	75450	262777	141809	492590	6220
100 U KINGDOM					
400 U STATES		1891		6417	
ARTICLES FOR STORAGE BATTERIES		1891		6417	6221
400 U STATES		497		3206	
BELLS FOR CHURCHES		43214		93334	6222
100 U KINGDOM		43711		96540	
327 FRANCE					
376 SWITZRLND					
400 U STATES		36558		103909	
BELLS AND GONGS N O P		36558		103909	6223
100 U KINGDOM					
306 BELGIUM		343		343	
335 GERMANY W				7903	
376 SWITZRLND				349	
400 U STATES		17836		61126	
SLIOE OR ZIPPER FASTENERS		18179		69721	6225
100 U KINGDOM					
400 U STATES		320		659	
BUCKLES CLASPS EYELETS HOOKS		734		2690	6226
100 U KINGDOM		87		1254	
317 CZECHO S				233	
327 FRANCE		24344		62412	
335 GERMANY W		25485		67248	
344 ITALY					
354 NETHRLNDS					
376 SWITZRLNO					
400 U STATES					
CAGES ANIMAL OF WIRE AND PARTS					6227
100 U KINGDOM					
335 GERMANY W					
347 JAPAN					
400 U STATES		368		2387	
CHRONOMETERS COMPASSES SHIPS		269		777	6228
100 U KINGDOM					
335 GERMANY W					
400 U STATES		8440		14973	
METAL ARTICLES FOR JEWELLERY		9077		18291	6229
100 U KINGDOM					
335 GERMANY W					
400 U STATES		19670		33732	
100 U KINGDOM				1166	
335 GERMANY W				12643	
400 U STATES		5274		47541	
METAL ARTICLES FOR JEWELLERY		24944			6229
100 U KINGDOM					
335 GERMANY W		615		840	
		864		3767	

IMPORTS INTO CANADA FOR CONSUMPTION

113

Articles and Countries from which Imported	MONTH OF MARCH 1956		THREE MONTHS ENDED MARCH 1956		Class Number
	Quantities	Values (\$)	Quantities	Values (\$)	
347 JAPAN		735		735	
400 U STATES		42251		124493	
ARTICLES FOR USE IN FISHERIES		44465		129835	6230
100 U KINGDOM		2180		8402	
347 JAPAN				621	
366 PORTUGAL				2989	
400 U STATES		9654		42288	
ARTICLES N O P FOR MFR SHIPS		11834		54300	6232
100 U KINGDOM		115634		326755	
335 GERMANY W		1260		4194	
354 NETHRLNDS		573		573	
375 SWEDEN				166	
400 U STATES		446216		1147141	
ELEMENTS FOR LAMP FILAMENTS		563683		1478829	6233
305 AUSTRIA		3933		13005	
354 NETHRLNDS				16475	
400 U STATES		156339		458899	
METAL PTS FOR COVERED BUTTONS		160272		488379	6234
400 U STATES		5723		22267	
NAILS TACKS BRASS OR COPPER		5723		22267	6235
100 U KINGDOM				215	
400 U STATES		1195		2745	
PATTERNS OF METAL NOT MODELS		1195		2960	6236
327 FRANCE				100	
400 U STATES		15334		37143	
UMBRELLA PARTS EXCEPT FABRIC		15334		37243	6237
335 GERMANY W		9164		11843	
344 ITALY		411		540	
400 U STATES		29539		106234	
RIVETS BURRS BRASS OR COPPER		39114		118617	6238
100 U KINGDOM				1473	
400 U STATES		711		61128	
SCREWS OF METAL N O P		18998		62601	6240
100 U KINGDOM		19709			
306 BELGIUM		343		1063	
335 GERMANY W		121		1266	
347 JAPAN		1861		6712	
375 SWEDEN				301	
400 U STATES		845		1274	
SHOE AND CORSET EYELETS HOOKS		10309		29430	6241
335 GERMANY W		13479		40046	
344 ITALY				2035	
400 U STATES		290		6470	
TIPS STUDS FDR CORSET CLASPS		1412		60131	6242
100 U KINGDOM		25722		68636	
400 U STATES		27424			
TRACTION ENGINE MATERIALS					6243
WIRE FOR SHOE NAILING MACHINES					6245
100 U KINGDOM	LB				
400 U STATES	4480	570	4480	570	
WIRE NON FERROUS COVERED			5384	1360	6247
100 U KINGDOM	4480	570	9864	1930	
335 GERMANY W					
375 SWEDEN		132377		395094	
400 U STATES		126241		130500	
WIRE TINSEL FOR BRAIDS CORDS		158		158	6248
335 GERMANY W		525371		1616514	
400 U STATES		784147		2142266	
WIRE STRANDED NON FERROUS					6249
100 U KINGDOM		1890		1890	
335 GERMANY W				224	
400 U STATES		1890		2114	
WIRE NON FERROUS N O P					6250
100 U KINGDOM		1952		6919	
327 FRANCE		59		59	
335 GERMANY W		170802		246373	
375 SWEDEN		172813		253351	
400 U STATES					
NON FERROUS METALS AND PRODUCT					6251
100 U KINGDOM		5084		10846	
314 COLOMBIA				163	
327 FRANCE				726	
335 GERMANY W		95		2443	
347 JAPAN		1072		261576	
354 NETHRLNDS		113959		275754	
375 SWEDEN		120210			
400 U STATES					
100 U KINGDOM		18264		68674	
314 COLOMBIA		2575		2575	
327 FRANCE				1997	
335 GERMANY W		531		5968	
347 JAPAN				57	
354 NETHRLNDS		2007		4063	
375 SWEDEN		179		1344	
400 U STATES		558868		1375258	
		582424		1459936	

IMPORTS INTO CANADA FOR CONSUMPTION

Articles and Countries from which Imported	MONTH OF MARCH 1956		THREE MONTHS ENDED MARCH 1956		Class Number
	Quantities	Values (\$)	Quantities	Values (\$)	
PARTS FOR MFR OF SHUTTLES 400 U STATES		13329		32270	6252
		13329		32270	
HINGES FOR JEWELLERY BOXES 400 U STATES		3856		8448	6253
		3856		8448	
MATERIALS FOR MFR MINING MACH 335 GERMANY W		5393		5393	6254
375 SWEDEN				357	
400 U STATES		3165		14706	
		8558		20456	
MAGNESIUM SCRAP	LB				6255
METAL POWDER FRICTION MATERIAL 400 U STATES		1790		2726	6256
		1790		2726	
RESIDUES NON FERROUS 100 U KINGDOM	CWT		8035	100663	6257
400 U STATES		3578	16150	270920	
		3578	24185	371583	
TUNGSTEN CARBIDE INSERTS 375 SWEDEN		69132		118560	6258
400 U STATES		57893		121546	
		127025		240106	
TUNGSTEN CARBIDE TIPS BLANKS 100 U KINGDOM		131		131	6259
335 GERMANY W				156	
375 SWEDEN		1337		3974	
400 U STATES		4737		31620	
		6205		35881	

IMPORTS INTO CANADA FOR CONSUMPTION

115

Articles and Countries from which Imported	MONTH OF MARCH 1956		THREE MONTHS ENDED MARCH 1956		Class Number
	Quantities	Values (\$)	Quantities	Values (\$)	
<u>GROUP 7</u>					
<u>NON METALLIC MINERALS</u>					
ASBESTOS PACKING	LB				7001
100 U KINGDOM	11815	9866	34411	25606	
400 U STATES	31790	21158	63335	48579	
	43605	31024	97746	74185	
ASBESTOS BRAKE LINING FOR AUTO					7002
100 U KINGDOM		998		4731	
400 U STATES		44966		103176	
		45964		107907	
ASBESTOS MANUFACTURES N O P					7003
100 U KINGDOM		37893		139439	
306 BELGIUM		319		1358	
344 ITALY		12992		17640	
400 U STATES		204638		510703	
		255842		669140	
ASBESTOS CLUTCH FACINGS AUTO					7004
100 U KINGDOM				691	
400 U STATES		19200		69110	
		19200		69801	
BRAKE LININGS AND FACINGS NOP					7005
100 U KINGDOM		7884		16257	
400 U STATES		18350		45989	
		26234		62246	
CHINA CLAY GROUND	CWT				7011
100 U KINGDOM	67039	47150	151458	117948	
400 U STATES	138252	121863	388153	337655	
	205291	169013	539611	455603	
FIRE CLAY GROUND	CWT				7012
100 U KINGDOM			1424	2389	
400 U STATES	103922	36970	269026	100829	
	103922	36970	270450	103218	
PIPE CLAY GROUND	CWT				7013
CLAYS N O P GROUND					7014
100 U KINGDOM		365		365	
305 AUSTRIA				310	
400 U STATES		57289		149871	
		57654		150546	
ZIRCONIUM SILICATE					7015
234 AUSTRALIA				3972	
400 U STATES		12552		35041	
		12552		39013	
ZIRCONIUM OXIDE					7016
400 U STATES		203		3036	
		203		3036	
SAGGARS FOR CERAMIC PRODUCTS					7017
100 U KINGDOM		157		157	
400 U STATES		11482		22821	
		11639		22978	
ACTIVATED CLAY TO REFINE OILS					7018
335 GERMANY W		1874		1874	
400 U STATES		117795		424098	
		119669		425972	
GROG FOR REFRACTORY MATERIALS	TON				7019
400 U STATES	1051	33109	2771	85464	
	1051	33109	2771	85464	
BRICK BUILDING	TON				7021
400 U STATES	10423	238717	27648	621623	
	10423	238717	27648	621623	
BRICK FIRE CHROME					7022
400 U STATES		70586		312804	
		70586		312804	
BRICK FIRE MAGNESITE					7023
400 U STATES		52598		222160	
		52598		222160	
BRICK FIRE 90 PER CENT SILICA					7024
400 U STATES		198853		558402	
		198853		558402	
BRICK FIRE 100 DOL THOUSAND					7025
400 U STATES		112676		304554	
		112676		304554	
BRICK FIRE FURNACE OR KILN					7026
100 U KINGDOM		4271		5527	
400 U STATES		433705		1296544	
		437976		1302071	
BRICK FIRE N O P					7027
100 U KINGDOM		8118		20160	
318 DENMARK				11390	
335 GERMANY W		305		305	
400 U STATES		360289		961336	
		368712		993191	
BRICK PAVING	TON				7028
400 U STATES	85	1665	368	7211	
	85	1665	368	7211	
BUILDING BLOCKS BUILDING TILE					7029
100 U KINGDOM		24189		27013	
400 U STATES		149079		388562	
		173268		415575	
DRAIN PIPES SEWER PIPES N O P					7030
100 U KINGDOM		2916		15201	

IMPORTS INTO CANADA FOR CONSUMPTION

Articles and Countries from which Imported	MONTH OF MARCH 1956		THREE MONTHS ENDED MARCH 1956		Class Number
	Quantities	Values (\$)	Quantities	Values (\$)	
400 U STATES		1 435 32		2 471 59	
DRAIN TILES NOT GLAZED		1 464 48		2 623 60	70 31
TILES FOR MOSAIC FLOORING					70 32
100 U KINGDOM		9 142		17 378	
317 CZECHOSLOVAKIA				625	
327 FRANCE		656		656	
344 ITALY				2 992	
347 JAPAN		13 005		7 414 0	
354 NETHERLANDS				128	
400 U STATES		1 753 4		2 905 7	
		40 337		124 976	
EARTHENWARE TILES FOR ROOFING					70 33
400 U STATES				450	
TILES EARTHENWARE NON-DIPLOMA				450	70 34
100 U KINGDOM		58 673		209 827	
306 BELGIUM				8809	
317 CZECHOSLOVAKIA				5 439	
335 GERMANY WEST		5 970		36 790	
344 ITALY		4 750		11 201	
347 JAPAN		4 298		54 262	
372 SPAIN		3 192 7		67 066	
400 U STATES		1 793 5		41 778	
		123 553		435 172	
CHINA AND PORCELAIN WARE NON-DIPLOMA					70 43
100 U KINGDOM		1 618		3 085	
231 HONG KONG		71		209	
335 GERMANY WEST				931	
344 ITALY				52	
347 JAPAN		4 099		7 774	
400 U STATES		10 746		13 983	
		165 34		260 34	
DEMIJOHNS CHURNS CROCKS NON-DIPLOMA					70 45
400 U STATES		371 4		862 3	
		371 4		862 3	
TABLEWARE OF CHINA PORCELAIN					70 46
100 U KINGDOM		10 425 91		254 331 2	
220 BERMUDA				272	
231 HONG KONG		1 534		3 389	
305 AUSTRIA				573	
306 BELGIUM		365		1 451	
318 DENMARK		1 427		4 999	
326 FINLAND		69		69	
327 FRANCE		211		4 088	
335 GERMANY WEST		5 625		29 131	
344 ITALY		2 657		5 895	
347 JAPAN		5 937 7		17 714 9	
354 NETHERLANDS				2 249	
365 POLAND				328	
375 SWEDEN		210		210	
376 SWITZERLAND		399		399	
384 PERU		605		3 221	
390 GERMANY EAST		118		118	
400 U STATES		1 493 47		35 315 7	
		126 453 5		313 001 0	
STONEWARE EARTHENWARE NON-DIPLOMA					70 47
100 U KINGDOM		39 583		82 488	
231 HONG KONG				629	
234 AUSTRALIA				74	
305 AUSTRIA				138	
306 BELGIUM		1 180		1 851	
318 DENMARK		86		992	
327 FRANCE		4 914		5 530	
335 GERMANY WEST		14 152		25 371	
336 GREECE				124	
344 ITALY		10 33		3 408	
347 JAPAN		26 505		99 446	
354 NETHERLANDS		150		1 126	
359 NORWAY		480		1 695	
372 SPAIN				239	
376 SWITZERLAND				9 457	
390 GERMANY EAST				126	
400 U STATES		108 704		264 669	
		196 787		497 363	
CHEMICAL STONEWARE ACID RESISTANT					70 48
100 U KINGDOM		728		1 671	
335 GERMANY WEST				295	
400 U STATES		10 453		31 972	
		11 181		33 938	
PORCELAIN RUBBER GLOVE FORMS					70 49
400 U STATES		698		480 4	
		698		480 4	
ARTIFICIAL TEETH NOT MOUNTED					70 51
100 U KINGDOM		516		873	
225 TRINIDAD		330		559	
335 GERMANY WEST		3 334		7 189	
344 ITALY		351		351	
354 NETHERLANDS		388		789	
376 SWITZERLAND		1 216		3 501	
400 U STATES		9 898 8		28 109 6	
		105 123		294 358	
BATHS BATHTUBS BASINS ETC NON-DIPLOMA					70 52
100 U KINGDOM		91 768		309 458	
335 GERMANY WEST		4 597		7 649	

IMPORTS INTO CANADA FOR CONSUMPTION

Articles and Countries from which Imported	MONTH OF MARCH 1956		THREE MONTHS ENDED MARCH 1956		Class Number	
	Quantities	Values (\$)	Quantities	Values (\$)		
344 ITALY		1204		1204		
347 JAPAN		2145		19160		
400 U STATES		320664		844895		
CRUCIBLES N O P AND COVERS		420378		1182366	7053	
100 U KINGDOM		1623		2780		
327 FRANCE				87		
400 U STATES		7818		20935		
INSULATORS ELECTRIC PORCELAIN		9441		23802	7055	
100 U KINGDOM		6632		48520		
317 CZECHO S		285		285		
335 GERMANY W				1150		
347 JAPAN				34745		
400 U STATES		47218		165215		
MANUFACTURES OF CLAY N O P		54135		249915	7056	
100 U KINGDOM		1366		1573		
215 INDIA		984		2771		
400 U STATES		77693		196039		
BRIQUETTES OF COAL OR COKE	TON	8815	114621	40078	507371	7060
400 U STATES		8815	114621	40078	507371	
ANTHRACITE SCREENINGS OR DUST	TON	1150	7618	1535	10003	7061
400 U STATES		1150	7618	1535	10003	
ANTHRACITE DOMESTIC SIZES	TON	2080	33152	8611	138673	7062
100 U KINGDOM		96716	1268334	455491	6005502	
400 U STATES		98796	1301486	464102	6144175	
ANTHRACITE SMALLER SIZES N O P	TON	31833	321339	104246	844425	7063
400 U STATES		31833	321339	104246	844425	
COAL BITUMINOUS AND COAL N O P	TON	1036650	5010102	3291348	15219999	7064
400 U STATES		1036650	5010102	3291348	15219999	
COAL LIGNITE	TON	126	652	594	3028	7065
400 U STATES		126	652	594	3028	
COAL EXWAREHOUSED SHIPS STORES	TON			2386	10991	7066
400 U STATES				2386	10991	
BENZOL	GAL			132	59	7070
400 U STATES				132	59	
COAL TAR CRUDE IN BULK	GAL	46510	9195	51010	10197	7071
100 U KINGDOM		10048	2291	30795	7001	
400 U STATES		56558	11486	81805	17198	
COAL PITCH	CWT	823	1240	918	1421	7072
100 U KINGDOM		170216	300271	293216	521402	
400 U STATES		171039	301511	294134	522823	
CARBOLIC OR HEAVY OIL	GAL	3066	1397	4101	1812	7073
100 U KINGDOM		58185	13703	125319	29960	
400 U STATES		61251	15100	129420	31772	
COKE PETROLEUM	TON	22091	214367	59469	608148	7074
400 U STATES		22091	214367	59469	608148	
COKE GROUND FOR BATTERIES	TON					7075
COKE N O P	TON			27	956	7077
100 U KINGDOM				132572	2174135	
400 U STATES		38362	654566	132599	2175091	
DECANTERS AND TUMBLERS			1587		2157	7079
100 U KINGDOM					103	
317 CZECHO S					231	
318 DENMARK					1040	
335 GERMANY W		728			1331	
340 HUNGARY					70	
344 ITALY					214	
347 JAPAN					52	
375 SWEDEN		52			52	
400 U STATES		40630			116972	
LAMP CHIMNEYS			42997		122170	7080
400 U STATES			8140		19609	
GLASS PLATES FOR OPTICAL MFR			8140		19609	7081
100 U KINGDOM					3874	
327 FRANCE					67	
335 GERMANY W					4738	
400 U STATES		50335			113032	
GLASS CARBOYS BOTTLES JARS			50335		121711	7082
100 U KINGDOM			98680		207996	
305 AUSTRIA			253		910	
306 BELGIUM			72		72	
317 CZECHO S					695	
327 FRANCE		1544			6594	
335 GERMANY W					4441	
340 HUNGARY			945		945	
344 ITALY			147		253	

IMPORTS INTO CANADA FOR CONSUMPTION

Articles and Countries from which Imported	MONTH OF MARCH 1956		THREE MONTHS ENDED MARCH 1956		Class Number
	Quantities	Values (\$)	Quantities	Values (\$)	
347 JAPAN		107		1793	
354 NETHRLNDS				166	
375 SWEDEN				176	
400 U STATES		406371		1327673	
GLASS TABLEWARE CUT GLASS NOP		508119		1551714	
100 U KINGDOM		33343		75420	7083
305 AUSTRIA				151	
306 BELGIUM		1796		7018	
317 CZECHO S		24315		45718	
318 DENMARK				902	
327 FRANCE		2251		10029	
335 GERMANY W		12059		39651	
340 HUNGARY		1529		3572	
344 ITALY		3077		7726	
347 JAPAN		3196		17538	
354 NETHRLNDS		566		913	
365 POLAND				988	
375 SWEDEN		2552		6517	
376 SWITZRLND				400	
389 IRELAND		293		293	
390 GERMANY E				282	
400 U STATES		146294		363632	
LAMP BULBS AND TUBING FOR		231271		580750	
100 U KINGDOM		96		410	7084
335 GERMANY W		526		2565	
354 NETHRLNDS		468		968	
400 U STATES		236940		718777	
GLASS SHADES OR GLOBES		238030		722720	
100 U KINGDOM		1113		1885	7085
400 U STATES		14121		43634	
LENSES GLASS N O P		15234		45519	
100 U KINGDOM		1504		2774	7086
305 AUSTRIA				3533	
327 FRANCE		241		904	
335 GERMANY W		4488		6509	
400 U STATES		17003		52536	
FRESNEL TYPE LENSES GLOBES		23236		66256	
100 U KINGDOM				168	7087
400 U STATES		14525		29609	
MOULDED SHAPES FOR ELECT FIXT		14525		29777	
100 U KINGDOM		310		1563	7088
317 CZECHO S		577		1290	
318 DENMARK				232	
335 GERMANY W		913		3241	
354 NETHRLNDS		2385		5291	
400 U STATES		143963		385348	
HEAT RESISTING GLASSWARE		148148		396965	
100 U KINGDOM		10848		29118	7089
317 CZECHO S		642		1010	
335 GERMANY W		175		968	
400 U STATES		369111		994901	
SHEET GLASS OVER 34 OZ SQ FT		380776		1025997	
100 U KINGDOM	SQ FT				7090
306 BELGIUM		34717	8784	204726	57936
317 CZECHO S		85474	24215	552024	134074
327 FRANCE		28599	3387	239833	20040
335 GERMANY W		20000	3891	65710	14296
347 JAPAN		85797	21906	415932	101155
354 NETHRLNDS				6500	799
400 U STATES		66186	25283	2744	494
SHEET GLASS TRANSPRT TO 34 OZ	SQ FT			536812	151846
100 U KINGDOM		320773	87466	2024281	480640
306 BELGIUM		480053	46332	1856668	168350
317 CZECHO S		1577211	133614	5312014	470513
327 FRANCE		1050515	37408	2328242	79555
335 GERMANY W		480500	33789	977428	63591
347 JAPAN		775636	58422	1876589	146450
354 NETHRLNDS		160800	9058	771000	39836
365 POLAND				7700	600
390 GERMANY E		29000	2758	29000	2758
400 U STATES				224906	10672
GLASS FOR PHOTO DRY PLATES				875	99
PLATE GLASS NOT OVER 7 SQ FT	SQ FT			4553715	321381
100 U KINGDOM				13384422	982424
306 BELGIUM		31397	14811	102093	49263
327 FRANCE		6824	2684	20616	8853
335 GERMANY W		879	457	3025	1484
400 U STATES		56184	29704	879	457
PLATE GLASS 7 TO 25 SQ FT	SQ FT			95284	47656
100 U KINGDOM				246554	119313
306 BELGIUM		234677	109028	920432	393701
327 FRANCE		39936	20022	148915	74723
335 GERMANY W				26665	14213
400 U STATES		7331	3926	23123	11499
		154850	79240	479046	228532
		436794	212216	1598181	722668

IMPORTS INTO CANADA FOR CONSUMPTION

119

Articles and Countries from which Imported	MONTH OF MARCH 1956		THREE MONTHS ENDED MARCH 1956		Class Number
	Quantities	Values (\$)	Quantities	Values (\$)	
PLATE GLASS N O P	SQ FT				7095
100 U KINGDOM	482850	215718	1219737	572424	
306 BELGIUM	78159	40818	281900	151772	
327 FRANCE	17332	7995	73192	36359	
335 GERMANY W	39694	21582	84694	45449	
354 NETHRLNDS	892	858	892	858	
400 U STATES	1681129	737977	3771258	1656713	
	2300056	1024948	5431673	2463575	
GERMAN MIRROR PLATE UNSILVERED					7096
LAMINATED GLASS SHEETS	SQ FT				7097
100 U KINGDOM	31177	16212	83201	42991	
317 CZECHO S	10009	4361	10009	4361	
335 GERMANY W	16089	8655	37387	19234	
400 U STATES	404	1214	1969	5178	
	57679	30442	132566	71764	
GLASS SHEETS WIRED	SQ FT				7099
100 U KINGDOM	89658	31965	267922	103027	
306 BELGIUM	7659	1335	41022	6436	
335 GERMANY W	2167	501	3597	801	
354 NETHRLNDS	6649	4897	8478	6030	
400 U STATES	5516	1490	11020	4002	
	111649	40188	332039	120296	
GLASS CAST AND SHEET GLASS N O P	SQ FT				7100
100 U KINGDOM	37930	15695	41596	16293	
306 BELGIUM			172	141	
335 GERMANY W			600	208	
347 JAPAN	4300	583	4300	583	
400 U STATES	2171	616	6320	1682	
	44401	16894	52988	18907	
ORNAMENTAL COLOURED GLASS	SQ FT				7111
100 U KINGDOM	2561	1167	24489	5577	
306 BELGIUM			6432	1040	
335 GERMANY W			2801	383	
400 U STATES	13625	12316	24635	21055	
	16186	13483	58357	28055	
PAINTED OBSCURED WHITE GLASS	SQ FT				7112
100 U KINGDOM	170858	26598	461112	95184	
306 BELGIUM	8586	1526	127249	18291	
327 FRANCE			11958	1108	
335 GERMANY W	12445	2301	14975	2950	
347 JAPAN			7400	975	
400 U STATES	58452	17238	294805	89619	
	250341	47663	917499	208127	
STAINED OR ORNAMENTAL WINDOWS					7113
100 U KINGDOM		2124		6069	
327 FRANCE		4201		13049	
354 NETHRLNDS		2250		2250	
400 U STATES				1273	
		8575		22641	
MIRRORS OF GLASS FRAMED OR NOT					7114
100 U KINGDOM		2388		15439	
306 BELGIUM		15517		73723	
317 CZECHO S		1083		1083	
318 DENMARK		338		338	
335 GERMANY W		1188		4389	
344 ITALY		200		433	
347 JAPAN		4954		10308	
400 U STATES		54365		146139	
		80033		251852	
GLASS BALLS FOR FIBRES OR YARN					7120
400 U STATES		14964		68164	
		14964		68164	
GLASS TO BE CUT OR MOUNTED					7121
100 U KINGDOM		505		713	
306 BELGIUM		5860		11725	
317 CZECHO S		512		648	
335 GERMANY W		288		1077	
400 U STATES		21060		62157	
		28225		76320	
GLASS BLANKS FOR REFLECTORS					7122
400 U STATES		33785		105030	
		33785		105030	
BEADS FOR MFR IMITATION PEARLS					7123
400 U STATES		5912		13406	
		5912		13406	
ARTIFICIAL EYES CONTACT LENSES					7124
400 U STATES		620		1463	
		620		1463	
PHOTOGRAPHIC DRY PLATES					7125
100 U KINGDOM		2595		7463	
306 BELGIUM		127		127	
400 U STATES		19219		47152	
		21941		54742	
SPECTACLES EYE GLASS LENSES					7126
100 U KINGDOM		3788		5003	
305 AUSTRIA		1013		2770	
306 BELGIUM				297	
317 CZECHO S				1562	
327 FRANCE		5354		12548	
335 GERMANY W		801		6109	
344 ITALY		3092		5938	
347 JAPAN		18825		42302	
400 U STATES		75300		245299	
		108173		321828	

IMPORTS INTO CANADA FOR CONSUMPTION

Articles and Countries from which Imported	MONTH OF MARCH 1956		THREE MONTHS ENDED MARCH 1956		Class Number
	Quantities	Values (\$)	Quantities	Values (\$)	
MANUFACTURES OF GLASS N O P					7127
100 U KINGDOM		8740		24408	
231 HONG KONG		8556		8618	
305 AUSTRIA				677	
306 BELGIUM		3322		14888	
317 CZECHO S		1760		5467	
318 DENMARK				262	
327 FRANCE		1759		4310	
335 GERMANY W		2699		26045	
344 ITALY		946		7430	
347 JAPAN		788		2192	
354 NETHRLNDS		1074		1479	
375 SWEDEN		1343		7239	
376 SWITZRLND		122		1035	
390 GERMANY E				67	
400 U STATES		221201		556751	
		252310		660868	
GLASS WOOL OR FIBRE GLASS	LB				7128
335 GERMANY W			8840	4040	
400 U STATES	160926	61761	875412	286693	
	160926	61761	884252	290733	
GLASS BLOCKS					7129
317 CZECHO S				13156	
400 U STATES		50746		105042	
		50746		118198	
PLUMBAGO NOT GROUND OR MFRD					7131
352 MEXICO				8200	
400 U STATES		1463		5447	
		1463		13647	
CRUCIBLES PLUMBAGO AND COVERS					7132
100 U KINGDOM		5735		25036	
400 U STATES		10002		27781	
		15737		52817	
PLUMBAGO GROUND AND MFRS NOP					7133
100 U KINGDOM		1645		7721	
335 GERMANY W		4632		6946	
352 MEXICO				3397	
376 SWITZRLND				90	
400 U STATES		46922		120774	
		53199		138928	
MICA UNMANUFACTURED	CWT				7138
100 U KINGDOM			12	300	
215 INDIA	126	10822	346	25951	
304 ARGENTINA			55	5815	
309 BRAZIL			8	979	
400 U STATES	6	1809	71	10431	
	132	12631	492	43476	
MICA MANUFACTURES OF					7139
100 U KINGDOM		5806		14566	
400 U STATES		46356		107062	
		52162		121628	
ASPHALTUM OR ASPHALT	CWT				7141
400 U STATES	44455	69079	145365	206236	
	44455	69079	145365	206236	
ASPHALTUM OIL FOR PAVING	GAL				7143
400 U STATES	450	160	450	160	
	450	160	450	160	
OIL FOR CONCENTRATION OF ORES	GAL				7151
400 U STATES	13620	16988	56318	76495	
	13620	16988	56318	76495	
CRUDE PETROLEUM FOR REFINING	M GAL				7153
225 TRINIDAD	3930	292890	8130	631356	
303 ARABIA	24362	1898355	50081	3574557	
314 COLOMBIA	8036	597369	15392	1027461	
387 VENEZUELA	162396	12175708	608755	45101156	
391 LEBANON	7030	547793	42167	3317916	
392 SYRIA	5962	419092	12998	899383	
400 U STATES	11475	1004609	42651	3740921	
	223191	16935816	780174	58292750	
PETROLEUM TOPS FOR REFINERS	GAL				7154
FUEL OIL EXWARE SHIPS STORES	GAL				7156
CRUDE PETROLEUM LESS THAN 8155	GAL				7157
CRUDE PETROLEUM N O P	GAL				7158
AVIATION GASOLINE	GAL				7161
381 ALASKA	55612	16518	105281	29035	
400 U STATES	1745945	374408	12628771	2705999	
	1801557	390926	12734052	2735034	
KEROSENE N O P	GAL				7162
357 NETH ANT	735823	79847	3592433	383599	
381 ALASKA	5172	1105	27901	6220	
400 U STATES	321448	47480	1326004	194677	
	1062443	128432	4946338	584496	
ENGINE DISTILLATE 8017 OR OVER	GAL				7163
400 U STATES	6737	917	7237	989	
	6737	917	7237	989	
GASOLINE UNDER 8236 SP G N O P	GAL				7164
357 NETH ANT	1125302	164455	9210276	1243920	
381 ALASKA	114800	23882	542310	111573	
400 U STATES	400659	62616	5750010	851456	
	1640761	250953	15502596	2206949	
CASINGHEAD GASOLINE BLENDING	GAL				7165
357 NETH ANT			1127553	129584	

IMPORTS INTO CANADA FOR CONSUMPTION

Articles and Countries from which Imported	MONTH OF MARCH 1956		THREE MONTHS ENDED MARCH 1956		Class Number
	Quantities	Values (\$)	Quantities	Values (\$)	
400 U STATES	525059	40604	1763397	146613	
LUB OILS UNDER 25¢ PER GAL	525059	40604	2890950	276197	7166
400 U STATES	1275308	267892	3267011	675750	
PETRO LUB OILS 25¢ GAL OR OVER	1275308	267892	3267011	675750	7167
100 U KINGDOM	8913	7194	11628	10249	
327 FRANCE			40	141	
376 SWITZRLND			13	275	
381 ALASKA	880	901	3853	3853	
400 U STATES	1447257	580005	3407946	1404610	
OILS MINERAL N O P	1457050	588100	3423480	1419128	7168
100 U KINGDOM	10000	2255	16000	3607	
400 U STATES	107685	98988	331832	348278	
STOVE OIL NO 1 FUEL OIL	117685	101243	347832	352585	7171
357 NETH ANT	7994192	892472	22477315	2444301	
381 ALASKA	1650908	273776	3477892	576118	
387 VENEZUELA			4174146	437050	
400 U STATES	3508800	470029	14345225	1881693	
LIGHT FUEL OILS NOS 2 AND 3	13153900	1636277	44474578	5339162	7172
357 NETH ANT	2087969	223833	13334657	1423100	
387 VENEZUELA	3177623	334958	15627303	1644286	
400 U STATES	2750417	340252	9542149	1158319	
HEAVY FUEL OILS NOS 4 5 AND 6	8016009	899043	38504109	4225705	7173
357 NETH ANT	2073082	124067	10803743	653819	
381 ALASKA			7458	644	
387 VENEZUELA			3366139	202130	
400 U STATES	16708551	966651	46088980	2634624	
DIESEL FUEL	18781633	1090718	60266320	3491217	7174
357 NETH ANT	2689397	291871	7831966	840052	
381 ALASKA	242279	35842	373273	57218	
400 U STATES	4333333	538813	7757554	976425	
TRACTOR FUEL	7265009	866526	15962793	1873695	7175
PETROL GREASE LUBRICATING NOP					7181
100 U KINGDOM	3900	393	10761	1964	
335 GERMANY W			8325	1196	
381 ALASKA	1800	245	7581	1068	
400 U STATES	1808754	194668	4125522	477832	
PETROL JELLIES TOILET MEDICINE	1814454	195306	4152189	482060	7182
400 U STATES		60643		174046	
PARAFFINE WAX		60643		174046	7183
215 INDIA	1400000	56990	2100000	85507	
400 U STATES	2705382	184936	8709505	611298	
CANDLES PARAFFINE WAX	4105382	241926	10809505	696805	7184
335 GERMANY W			1870	521	
375 SWEDEN	160	65	160	65	
400 U STATES	25156	8989	53276	18083	
PRODUCTS OF PETROLEUM N O P	25316	9054	55306	18669	7185
335 GERMANY W			49197	12887	
381 ALASKA	583	284	754	373	
400 U STATES	893762	307131	2206115	811884	
LIQUEFIED PETROLEUM GASES	894345	307415	2256066	825144	7186
400 U STATES	13496977	216650	55812895	859630	
NAPHTHA INCL SOLVENT NAPHTHA	13496977	216650	55812895	859630	7187
100 U KINGDOM			48	361	
357 NETH ANT	1570910	179709	1570910	179709	
381 ALASKA			3798	1290	
400 U STATES	854049	191634	3541507	757064	
ARTIFICIAL ABRASIVE GRAINS	2424959	371343	5116263	938424	7191
400 U STATES		213615		617246	
DIAMONDS BLACK BORT FOR BORERS		213615		617246	7192
100 U KINGDOM	19363	125344	93243	732872	
207 UN SO AFR	27302	123570	80230	356001	
306 BELGIUM	4050	25718	8050	51118	
309 BRAZIL			15	436	
354 NETHRLNDS	207	1479	1896	9894	
400 U STATES	86242	405999	246627	1181860	
DIATOMACEDUS EARTH	137164	682110	430061	2332181	7193
400 U STATES	37629	81363	100477	211078	
EMERY IN BULK	37629	81363	100477	211078	7194
400 U STATES		15829		53157	
GRINDING WHEELS BONDED		15829		53157	7195
100 U KINGDOM		1723		6539	
305 AUSTRIA				288	
335 GERMANY W		5045		16657	
359 NORWAY		1251		3456	
375 SWEDEN		3358		4953	
376 SWITZRLND				184	

IMPORTS INTO CANADA FOR CONSUMPTION

Articles and Countries from which Imported	MONTH OF MARCH 1956		THREE MONTHS ENDED MARCH 1956		Class Number
	Quantities	Values (\$)	Quantities	Values (\$)	
400 U STATES		201872		529201	
GRINDING STONES BLOCKS BONDED		213249		561278	7196
335 GERMANY W				108	
400 U STATES		28275		91589	
EMERY ART ABRASIVE MFRS N O P		28275		91697	7197
100 U KINGDOM		2007		7800	
335 GERMANY W		368		485	
344 ITALY		3740		3740	
400 U STATES		31554		95917	
		37669		107942	
GRINDSTONES 36 INCHES OR OVER	NO				7198
400 U STATES			34	3560	
GRINDSTONES N O P	NO		34	3560	7199
100 U KINGDOM			434	1847	
400 U STATES	50	408	225	1117	
PUMICE PUMICE STONE LAVA TUFFA	50	408	659	2964	7200
344 ITALY				1939	
400 U STATES		13571		36218	
		13571		38157	
SANDPAPER EMERY PAPER CLOTH					7201
100 U KINGDOM		1458		5150	
335 GERMANY W		128		662	
400 U STATES		106371		326290	
		107957		332102	
BUILDING STONE N O P	CWT				7210
400 U STATES	20556	26933	100891	96207	
	20556	26933	100891	96207	
GRANITE ROUGH					7215
326 FINLAND		86		86	
375 SWEDEN		7265		10984	
400 U STATES		9770		25482	
		17121		36552	
GRANITE SAWN					7216
306 BELGIUM				4550	
375 SWEDEN		4711		10407	
400 U STATES		3117		4274	
		7828		19231	
GRANITE MANUFACTURES					7218
327 FRANCE				687	
335 GERMANY W		9515		12700	
375 SWEDEN				6205	
400 U STATES		1067		2248	
		10582		21840	
GYP SUM	TON				7221
344 ITALY	1	65	1	65	
400 U STATES	1669	15500	3727	34438	
	1670	15565	3728	34503	
LIME	CWT				7223
100 U KINGDOM			250	329	
400 U STATES	44691	26231	146721	86050	
	44691	26231	146971	86379	
PLASTER OF PARIS WALL PLASTER	CWT				7224
100 U KINGDOM			2090	1752	
400 U STATES	32253	43815	114485	143340	
	32253	43815	116575	145092	
CEMENT PORTLAND	CWT				7225
100 U KINGDOM	11453	17528	30168	46719	
306 BELGIUM			188	284	
318 DENMARK	284	437	284	437	
335 GERMANY W			1313	2342	
400 U STATES	58336	78462	136049	175074	
	70073	96427	168002	224856	
CEMENT MANUFACTURES N O P					7226
100 U KINGDOM				9160	
400 U STATES		12059		29692	
		12059		38852	
WHITE PORTLAND CEMENT CLINKER	CWT				7227
400 U STATES	24239	24171	60547	61495	
	24239	24171	60547	61495	
MARBLE ROUGH					7231
344 ITALY		4691		7467	
359 NORWAY				651	
372 SPAIN				1124	
400 U STATES		1236		11747	
		5927		20989	
MARBLE SAWN					7232
344 ITALY				6496	
400 U STATES		3137		25154	
		3137		31650	
MARBLE FOR TOMBSTONES					7233
400 U STATES		6654		13425	
		6654		13425	
MARBLE MANUFACTURES N O P					7234
100 U KINGDOM				228	
306 BELGIUM		81		253	
344 ITALY		627		9162	
400 U STATES		1340		2861	
		2048		12504	
MARBLE ORNAMENTAL FOR CHURCHES					7235
344 ITALY		6851		13178	
		6851		13178	

IMPORTS INTO CANADA FOR CONSUMPTION

Articles and Countries from which Imported	MONTH OF MARCH 1956		THREE MONTHS ENDED MARCH 1956		Class Number
	Quantities	Values (\$)	Quantities	Values (\$)	
ROOFING SLATE 400 U STATES	SQ 67	2595	165	5276	7241
SLATE MANUFACTURES N O P	67	2595	165	5276	
100 U KINGDOM		102		297	7243
344 ITALY		422		1061	
400 U STATES		524		1810	
BURRSTONES IN BLOCKS	NO				7251
CHALK CLIFF STONE MICA SCHIST					7252
400 U STATES		214		214	
CHALK PREPARED		214		214	
400 U STATES		905		1018	7253
CURLING STONES AND HANDLES		905		1018	
100 U KINGDOM	PAIR 162	6003	668	27406	7254
FELDSPAR CRUDE ONLY	162	6003	668	27406	7255
FELDSPAR GROUND	CWT				7256
400 U STATES	1707	1937	1810	2154	
FLINT AND GROUND FLINT STONE	1707	1937	1810	2154	
400 U STATES	CWT 700	379	1300	2337	7257
FLUORSPAR	700	379	1300	2337	
100 U KINGDOM	CWT 200	462	400	924	7258
352 MEXICO	5028	7819	71603	74035	
400 U STATES	1331	1715	8807	11432	
GANISTER	6559	9996	80810	86391	
400 U STATES	CWT 180	198	1742	954	7259
MAGN CARB FOR RUBBER PRODUCTS	180	198	1742	954	
400 U STATES	CWT		5	65	7260
MAG OX AND CARB FOR INSULATION			5	65	
100 U KINGDOM	CWT		1468	11343	7261
400 U STATES	17422	89125	46129	233284	
MAGNESITE CALCINED DEAD BURNED	17422	89125	47597	244627	
100 U KINGDOM	CWT		60	706	7262
215 INDIA	100	646	100	646	
354 NETHRLNDS	112	365	112	365	
400 U STATES	7037	56779	23872	161528	
PHOSPHATE ROCK	7249	57790	24144	163245	
400 U STATES	CWT 279312	121540	526325	305154	7263
SILICA SAND	279312	121540	526325	305154	
400 U STATES	CWT 1101489	197001	3203659	550188	7264
SAND AND GRAVEL N O P	1101489	197001	3203659	550188	
400 U STATES	TON 3873	13969	9207	34168	7265
SILEX OR CRYSTALLIZED QUARTZ	3873	13969	9207	34168	
309 BRAZIL	CWT		2	780	7266
400 U STATES	45191	23250	104627	61873	
STONE REFUSE	45191	23250	104627	62653	
TALC OR SOAPSTONE	TON				7267
344 ITALY	CWT		803	1646	7268
400 U STATES	24323	39991	81954	121252	
WHITING GILDERS PARIS WHITE	24323	39991	82757	122898	
100 U KINGDOM	CWT 1206	1478	5507	5011	7269
327 FRANCE	400	123	2000	629	
400 U STATES	11838	21222	29139	60170	
STONE AND MANUFACTURES N O P	13444	22823	36646	65810	
100 U KINGDOM		96		167	7270
231 HONG KONG		731		924	
335 GERMANY W				214	
344 ITALY		87		1690	
400 U STATES		1902		2946	
ROOFING GRANULES		2816		5941	
400 U STATES	CWT 131728	128034	421772	407755	7271
STONE CRUSHED	131728	128034	421772	407755	
400 U STATES	TON 2264	12367	6365	35921	7272
QUARTZ PIEZO ELECTRIC	2264	12367	6365	35921	
309 BRAZIL	LB		1506	22170	7273
400 U STATES	1191	10067	3311	51079	
BLAST FURNACE SLAG	1191	10067	4817	73249	
400 U STATES	CWT 34071	4148	169810	21153	7280
BARYTES	34071	4148	169810	21153	
335 GERMANY W	CWT 400	511	1477	1694	7281
400 U STATES	1760	3723	5170	10237	
	2160	4234	6647	11931	

IMPORTS INTO CANADA FOR CONSUMPTION

Articles and Countries from which Imported	MONTH OF MARCH 1956		THREE MONTHS ENDED MARCH 1956		Class Number	
	Quantities	Values (\$)	Quantities	Values (\$)		
CARBONS 3 TO 35 INCHES CIRCUM 100 U KINGDOM 400 U STATES		8064 50455 58519		19574 202079 221653	7282	
CARBONS OVER 35 INCHES CIRCUM 400 U STATES		30376 30376		133256 133256	7283	
ELECTRIC LIGHT CARBONS N O P 400 U STATES	LB	8399 4655	55086	35740	7284	
CRAYONS		8399 4655	55086	35740	7285	
	100 U KINGDOM 327 FRANCE 335 GERMANY W 347 JAPAN 400 U STATES			149 94 7088 1160 66505	7285	
DIAMONDS UNSET		21380 22125		74996	7286	
	100 U KINGDOM 207 UN SO AFR 306 BELGIUM 327 FRANCE 354 NETHRLNDS 360 ISRAEL 376 SWITZRLND 400 U STATES	CARAT 892 75 2821 18 367 990 49 597 5809	119863 22073 427593 9550 71939 115383 13331 95867 875599	1894 152 9322 18 900 2934 78 2405 17703	281503 41536 1282099 9550 147295 340682 19582 399468 2521715	7286
EARTHS CRUDE ONLY					7287	
FOUNDRY FACINGS OF ALL KINDS 400 U STATES		14856 14856		51476 51476	7288	
FULLERS EARTH IN BULK ONLY 100 U KINGDOM 400 U STATES		631 15403 16034		766 36634 37400	7289	
GAS IMPORTED BY PIPE LINE 400 U STATES	M FT	1002031 1002031	188867	3052726 582062	7290	
INSULATORS ELECTRIC N O P 100 U KINGDOM 335 GERMANY W 376 SWITZRLND 400 U STATES			466	27129 2488 901 149862	7291	
MAGNESIA PIPE COVERING 100 U KINGDOM 400 U STATES		59822 60288		180380	7292	
MINERAL WOOL N O P 400 U STATES	LB	14137 14137		8773 34727 43500	7292	
SALT TABLE 400 U STATES	CWT	5 5	401	44 1763	7295	
SALT FOR FISHERIES 100 U KINGDOM 224 JAMAICA	CWT	35169 35169	6032	784 46996 47780 874 7986 8860	7296	
SALT IN BULK N O P 400 U STATES	CWT	230196 230196	49588	677002 144818	7297	
SALT IN BAGS BARRELS 100 U KINGDOM 400 U STATES	CWT	580 28251 28831	997 19227 20224	1738 96351 98089 2609 56937 59546	7298	
SULPHUR AND BRIMSTONE 400 U STATES	CWT	153196 153196	198109	976280 1247786	7299	
MINERAL SUBSTANCES N O P 100 U KINGDOM 231 HONG KONG 306 BELGIUM 327 FRANCE 335 GERMANY W 344 ITALY 347 JAPAN 400 U STATES			2164	9668 441 900 57 978 3411 61 1233598	7300	
VERMICULITE CRUDE 400 U STATES		440365		1249114	7301	
ASPHALT TILE FOR FLOORING 400 U STATES	SQ FT	149142 149142	17268	615567 68919	7302	
ANDALUSITE KYAMITE MULLITE ETC 400 U STATES	CWT	1805 1805	7333	4250 15462	7303	
			7333	4250 15462	7304	

IMPORTS INTO CANADA FOR CONSUMPTION

Articles and Countries from which imported	MONTH OF MARCH 1956		THREE MONTHS ENDED MARCH 1956		Class Number
	Quantities	Values (\$)	Quantities	Values (\$)	
<u>GROUP 8</u>					
<u>CHEMICALS AND ALLIED PRODUCTS</u>					
ACID BORACIC 25 LBS OR OVER	LB				8001
400 U STATES	300936	16820	992257	47992	
	300936	16820	992257	47992	
ACID HYDROFLUOSILICIC	LB				8002
400 U STATES	39410	4771	58271	7996	
	39410	4771	58271	7996	
ACID MURIATIC	LB				8003
400 U STATES	39650	573	108546	1631	
	39650	573	108546	1631	
ACETYSALICYLIC ACID	LB				8004
100 U KINGDOM	48944	27130	131876	73722	
327 FRANCE	4000	1747	4000	1747	
400 U STATES	14750	7038	68000	32025	
	67694	35915	203876	107494	
ACID NITRIC	LB				8005
400 U STATES	11218	837	54909	4034	
	11218	837	54909	4034	
ACID PHOSPHORIC	LB				8006
400 U STATES	10080	2520	150715	15297	
	10080	2520	150715	15297	
ACID SULPHURIC	LB				8008
400 U STATES	217190	3051	681193	8862	
	217190	3051	681193	8862	
ACID LACTIC	LB				8009
100 U KINGDOM	7280	2474	8400	2782	
335 GERMANY W			4193	2693	
354 NETHRLNDS			14759	4404	
400 U STATES	2040	399	11101	1568	
	9320	2873	38453	11447	
ACID NICOTINIC	LB				8010
327 FRANCE			551	1269	
335 GERMANY W			496	1658	
376 SWITZRLND			55	149	
400 U STATES			22	72	
			1124	3148	
SALICYLIC ACID	LB				8011
400 U STATES	1300	507	5022	1868	
	1300	507	5022	1868	
ACID ACETIC AND PYROLIGNEOUS	GAL				8012
400 U STATES	20	107	305	235	
	20	107	305	235	
ACID CITRIC	LB				8013
306 BELGIUM	4470	934	13429	2801	
400 U STATES			1540	432	
	4470	934	14969	3233	
ACID CRESYLIC	LB				8015
100 U KINGDOM			22530	3007	
400 U STATES	23160	2164	23624	2230	
	23160	2164	46154	5237	
XANTHATES FOR ORES	LB				8016
335 GERMANY W			44092	8099	
400 U STATES	477804	115772	1614042	389382	
	477804	115772	1658134	397481	
ACID OXALIC	LB				8017
354 NETHRLNDS	6063	684	6063	684	
400 U STATES	7793	1221	54074	8830	
	13856	1905	60137	9514	
ACID TANNIC	LB				8020
100 U KINGDOM	2000	1636	3350	2490	
327 FRANCE	3307	2139	3307	2139	
376 SWITZRLND			6613	6996	
400 U STATES	100	163	1775	2986	
	5407	3938	15045	14611	
TARTARIC ACID CRYSTAL OR POWD	LB				8021
100 U KINGDOM	56150	19373	128910	44622	
344 ITALY			11000	3382	
400 U STATES	436	249	436	249	
	56586	19622	140346	48253	
ACIDS N O P	LB				8022
100 U KINGDOM	51057	13121	72667	21594	
335 GERMANY W	200388	25186	256299	50897	
347 JAPAN	2	610	9095	5095	
352 MEXICO			4	500	
375 SWEDEN			220	1151	
400 U STATES	450190	103645	1319091	330078	
	701637	142562	1657376	409315	
ACID ARSENIC	LB				8023
400 U STATES			312077	10928	
			312077	10928	
ACID ASCORBIC	LB				8024
376 SWITZRLND			1540	8212	
400 U STATES	1084	5220	23777	72107	
	1084	5220	25317	80319	
ACID FORMIC	LB				8025
354 NETHRLNDS	15420	4319	15420	4319	
400 U STATES			2944	636	
	15420	4319	18364	4955	
ACID CHROMIC	LB				8026
400 U STATES	75900	21075	213534	58305	
	75900	21075	213534	58305	

IMPORTS INTO CANADA FOR CONSUMPTION

Articles and Countries from which Imported	MONTH OF MARCH 1956		THREE MONTHS ENDED MARCH 1956		Class Number
	Quantities	Values (\$)	Quantities	Values (\$)	
ACID CARBOLIC OR PHENOL 400 U STATES	LB 807440	139018	1782260	304737	8027
AMYL ALCOHOL 400 U STATES	GAL 807440	139018	1782260	304737	8032
BUTYL ALCOHOL 100 U KINGDOM 400 U STATES	LB 55	152	6721	8972	8034
METHYL ETHYL KETONE ETC 400 U STATES	LB 7160	1009	93584	13524	8035
ETHYL AND METHYL ALCOHOL 381 ALASKA 400 U STATES	P GAL 7160	1009	93824	13614	8036
RUM TO BE DENATURED 224 JAMAICA 400 U STATES	P GAL 252067	27953	982565	113582	8037
ISOPROPYL ALCOHOL 400 U STATES	GAL 252067	27953	982565	113582	8038
CELLULOSE ACETATE PHOTO FILM 400 U STATES					8046
COLLODION FOR FILMS ENGRAVERS 400 U STATES	GAL 223	114	1974	984	8047
CAFFEINE AND SALTS 100 U KINGDOM 327 FRANCE 335 GERMANY W 354 NETHRLNOS	LB 5112 7000 1000	15733 17586 2450	7318 14000 24600 3000	22523 35165 53294 7682	8052
COCAINE	OZ 13112	35769	48918	118664	8053
CODEINE AND SALTS 100 U KINGDOM 215 INDIA 335 GERMANY W	OZ 6084	30256	7084 1000 2500	35479 6992 12507	8054
OPIUM DERIVATIVES N O P 100 U KINGDOM 400 U STATES	OZ 6084	30256	10584	54978	8056
OPIUM 400 U STATES	LB 900	4042	2444 7	13029 1222	8057
QUININE SALTS 100 U KINGDOM 354 NETHRLNDS 400 U STATES	OZ 900	4042	2451	14251	8059
STRYCHNINE AND SALTS 100 U KINGDOM 215 INDIA	OZ 2700	802	20575	6679	8060
PREPARATIONS WEEED KILLING 100 U KINGDOM 400 U STATES	OZ 2700	802	1500	1016	8069
NICOTINE AND SALT FOR SPRAYING 400 U STATES	LB 3570	2913	10627	13659	8070
CHLOROPICRIN INSECTICIDES 400 U STATES		1498		13247	8071
SPRAYS IN PKGS NOT OVER 3 LBS 100 U KINGDOM 231 HONG KONG 335 GERMANY W 400 U STATES		3183		4288 202 6932	8072
DISINFECTANTS DIPS SPRAYS N O P 100 U KINGDOM 335 GERMANY W 359 NORWAY 363 PERU 376 SWITZRLND 400 U STATES		11839 25236		31228 35668 300 1421 19130	8073
MEDICINAL PREPARATIONS DRY 100 U KINGDOM 231 HONG KONG 305 AUSTRIA 306 BELGIUM 327 FRANCE 335 GERMANY W 344 ITALY 347 JAPAN 354 NETHRLNDS 376 SWITZRLND 381 ALASKA 400 U STATES		71743 3889 761 9627 3649		188067 9486 101 761 34359 5344 449 597 734 101543 187	8074
		528257		1472219	
		637631		1813847	

IMPORTS INTO CANADA FOR CONSUMPTION

127

Articles and Countries from which Imported	MONTH OF MARCH 1956		THREE MONTHS ENDED MARCH 1956		Class Number
	Quantities	Values (\$)	Quantities	Values (\$)	
MEDICINAL PREPARATIONS LIQUID					8075
100 U KINGDOM		3165		14841	
231 HONG KONG		938		2514	
234 AUSTRALIA				1066	
327 FRANCE		3546		8332	
335 GERMANY W				362	
344 ITALY				300	
347 JAPAN		119		326	
354 NETHRLNDS				193	
375 SWEDEN				547	
376 SWITZRLND				2698	
400 U STATES		106638		295218	
		114406		326397	
MEDICINAL PREPARATIONS OTHER					8076
100 U KINGDOM				113	
231 HONG KONG				1281	
327 FRANCE		292		701	
344 ITALY		140		240	
347 JAPAN		116		316	
376 SWITZRLND				210	
400 U STATES		3706		12617	
		4254		15478	
MEDICATED WINES UNDER 40 PROOF	GAL				8077
MENTHOL NATURAL OR SYNTHETIC					8078
234 AUSTRALIA		2816		7389	
309 BRAZIL		7441		15818	
313 CHINA		3253		17760	
335 GERMANY W		1355		2803	
400 U STATES		14111		21144	
		28976		64914	
PAPAIN					8079
400 U STATES		7425		8411	
		7425		8411	
SPIRITS AND STRONG WATERS	GAL				8081
100 U KINGDOM	51	322	61	377	
231 HONG KONG	306	1654	1582	7675	
344 ITALY			135	842	
400 U STATES	150	1555	400	6807	
	507	3531	2178	15701	
EXTRACT OF CASCARA SAGRADA					8082
400 U STATES		500		5160	
		500		5160	
PENICILLIN AND PRODUCTS					8083
100 U KINGDOM		981		5521	
305 AUSTRIA				22000	
400 U STATES		55047		237032	
		56028		264553	
STREPTOMYCIN AND PRODUCTS					8084
100 U KINGDOM				9961	
366 PORTUGAL				359	
400 U STATES		12805		72763	
		12805		83083	
SULPHA DRUGS					8085
100 U KINGDOM		5740		27711	
318 DENMARK				3848	
327 FRANCE		226		226	
354 NETHRLNDS				5440	
376 SWITZRLND				6829	
400 U STATES		40713		138453	
		46679		182507	
ANTIBIOTICS N O P					8086
100 U KINGDOM		689		3386	
376 SWITZRLND		38267		38267	
400 U STATES		122629		634357	
		161585		676010	
ANILINE DYES 1 LB OR OVER	LB				8091
100 U KINGDOM	73975	87744	282034	302351	
306 BELGIUM	1433	1835	5017	5888	
327 FRANCE	8671	21019	26260	63207	
335 GERMANY W	10935	13848	48260	66570	
344 ITALY	1000	1896	11000	10496	
354 NETHRLNDS	220	269	627	707	
376 SWITZRLND	45532	88944	161288	338646	
400 U STATES	266525	367493	897251	1210086	
	408291	583048	1431737	1997951	
ANILINE AND COAL TAR DYES NOP	LB				8092
400 U STATES	765	2921	5485	13593	
	765	2921	5485	13593	
ANILINE OIL CRUDE	LB				8093
ANILINE SALTS AND ALIZARIN	LB				8094
100 U KINGDOM	8135	7561	22373	33863	
	8135	7561	22373	33863	
COAL TAR BASE OR SALT FOR DYES	LB				8095
100 U KINGDOM	16854	12859	35824	46205	
306 BELGIUM			1101	1162	
335 GERMANY W	20197	18923	54471	37718	
344 ITALY			17623	12769	
354 NETHRLNDS	2540	1853	2540	1853	
376 SWITZRLND	551	3583	1881	6422	
400 U STATES	51094	44191	153785	126863	
	91236	81409	267225	232992	
CAMWOOD AND SUMAC AND EXTRACT	CWT				8103
400 U STATES			29	377	
			29	377	

IMPORTS INTO CANADA FOR CONSUMPTION

Articles and Countries from which Imported	MONTH OF MARCH 1956		THREE MONTHS ENDED MARCH 1956		Class Number
	Quantities	Values (\$)	Quantities	Values (\$)	
CHEM COMP FOR DYEING TANNING 100 U KINGDOM 335 GERMANY W 376 SWITZRLND 400 U STATES	CWT 861 1202 27 16523 18613	17111 12331 2155 87358 118955	2088 1747 99 44208 48142	36363 38934 6207 271285 352789	8104
BASIC CHROMIC SULPHATE 100 U KINGDOM 400 U STATES	CWT 460 3305 3765	3545 33165 36710	860 8261 9121	6641 80628 87269	8105
INDIGO INDIGO PASTE OR EXTRACT 100 U KINGDOM 400 U STATES	CWT 141 1 142	10778 352 11130	141 3 144	10778 540 11318	8106
IRON AND RED LIQUOR FOR DYEING 400 U STATES	CWT 9 9	78 78	47 47	456 456	8107
LOGWOOD AND FUSTIC EXTRACT 400 U STATES	CWT 66 66	2946 2946	169 169	6791 6791	8109
QUEBRACHO EXTRACT 304 ARGENTINA 362 PARAGUAY 400 U STATES	CWT 4948 2327 360 7635	67250 29066 4860 101176	14283 3752 2804 20839	172716 44311 36048 253075	8111
TERRA JAPONICA GAMBIE CUTCH 100 U KINGDOM 400 U STATES	CWT 230 14 244	2973 145 3118	753 38 791	9313 438 9751	8113
TURMERIC 215 INDIA 224 JAMAICA 400 U STATES	CWT 45 3 48	1043 88 1131	446 37 24 507	9982 388 586 10956	8114
NON EDIBLE SEEDS BEANS NUTS 400 U STATES	CWT 414 414	2598 2598	584 584	5459 5459	8115
CHESTNUT EXTRACT 327 FRANCE 344 ITALY 400 U STATES	CWT 2865 2865	28660 28660	132 6541 704 7377	1472 65251 7627 74350	8116
SPRUCE EXTRACT 400 U STATES	CWT		820 820	1640 1640	8117
MYROBALAN EXTRACT 100 U KINGDOM 400 U STATES	CWT 1008 1008	9242 9242	1008 567 1575	9242 2184 11426	8118
WATTLE EXTRACT 203 B E AFR 207 UN SO AFR	CWT 224 3238 3462	2211 28586 30797	779 6532 7311	7627 59478 67105	8119
HEMLOCK EXTRACT 400 U STATES	CWT 132 132	941 941	238 238	1739 1739	8120
EXTRACTS N O P DYEING TANNING 100 U KINGDOM 219 BEI OTHER 234 AUSTRALIA 400 U STATES	CWT 64 1081 1145	1091 12465 13556	76 45 563 3987 4671	3404 403 4222 31249 39278	8121
BINITROTOLUOL FOR EXPLOSIVES 400 U STATES	LB		900 900	1035 1035	8131
NITRATE COMPOUNDS NOP FOR EXPL 100 U KINGDOM 400 U STATES	LB 10000 106640 116640	1370 11731 13101	21200 295320 316520	2666 33727 36393	8132
BLASTING AND MINING POWDER 400 U STATES	LB		20300 20300	2930 2930	8133
DYNAMITE AND NITRO GLYCERINE 400 U STATES	LB 285 285	119 119	638 638	381 381	8134
FIREWORKS FIRECRACKERS 100 U KINGDOM 231 HONG KONG 335 GERMANY W 347 JAPAN 400 U STATES		5883 17604 428 26719 50634		19967 54196 77 2306 34851 111397	8135
FUSE NON METALLIC 400 U STATES		2170 2170		3930 3930	8136
GUN RIFLE SPORTING POWDER 100 U KINGDOM 306 BELGIUM 400 U STATES	LB 23465 23465	19177 19177	20000 600 207922 228522	5393 624 280371 286388	8137
EXPLOSIVES N O P 400 U STATES	LB 80 80	370 370	77914 77914	57577 57577	8138
NITROGEN SOLUTION 400 U STATES	CWT 123543 123543	404564 404564	241296 241296	758902 758902	8149

IMPORTS INTO CANADA FOR CONSUMPTION

129

Articles and Countries from which Imported	MONTH OF MARCH 1956		THREE MONTHS ENDED MARCH 1956		Class Number
	Quantities	Values (\$)	Quantities	Values (\$)	
NITROGEN FERTILIZER N O P 335 GERMANY W 400 U STATES	CWT 1000 2722 3722	2500 7079 9579	1000 2722 3722	2500 7079 9579	8150
AMMONIUM SULPHATE 100 U KINGDOM 400 U STATES	CWT 339 339	2538 2538	1002 12000 13002	3041 32199 35240	8151
BASIC SLAG	CWT				8152
POTASH MURIATE OF 335 GERMANY W 400 U STATES	CWT 210451 210451	243192 243192	39998 423237 463235	59481 494922 554403	8155
POTASH SULPHATE OF 400 U STATES	CWT 36771 36771	62141 62141	68216 68216	113555 113555	8156
SODA NITRATE OR CUBIC NITRE 312 CHILE 354 NETHRLNDS 400 U STATES	CWT 1400 110 9237 10747	3588 324 22068 25980	2700 110 98795 101605	6919 324 22066 227309	8157
TRIPLE SUPERPHOSPHATE 400 U STATES	CWT 52468 52468	119760 119760	100248 100248	230470 230470	8161
SUPERPHOSPHATE N O P 400 U STATES	CWT 242255 242255	223116 223116	774598 774598	716373 716373	8162
PHOSPHATE FERTILIZER N O P 400 U STATES	CWT 925 925	4353 4353	4035 4035	18014 18014	8163
SULPHATE OF POTASH MAGNESIA 400 U STATES	CWT 4504 4504	3023 3023	12522 12522	9342 9342	8164
POTASH FERTILIZER N O P	CWT				8165
FERTILIZER MIXED 100 U KINGDOM 400 U STATES	CWT 3731 3731	43416 43416	64 10312 10376	652 116636 117288	8166
FERTILIZER MATERIALS N O P 400 U STATES	CWT 17208 17208	35101 35101	31907 31907	66974 66974	8167
LITHARGE 100 U KINGDOM 335 GERMANY W 400 U STATES	CWT 16 844 860	321 16536 16857	756 161 3798 4715	13553 3047 70022 86622	8171
LEAD RED DRY ORANGE MINERAL 100 U KINGDOM 400 U STATES	LB 17720 1000 18720	3243 190 3433	81720 1300 83020	14180 240 14420	8172
LEAD WHITE DRY 400 U STATES	LB		40000 40000	4700 4700	8173
LEAD WHITE GROUND IN OIL 400 U STATES	LB		6080 6080	1380 1380	8174
ANTIMONY OXIDE 100 U KINGDOM 400 U STATES	LB 18880 18880	4757 4757	58880 700 59580	14286 283 14569	8179
LAMP BLACK 400 U STATES	LB 21515 21515	3485 3485	45892 45892	8292 8292	8180
TITANIUM OXIDE 100 U KINGDOM 335 GERMANY W 400 U STATES	LB 1134116 17560 4356817 5508493	234576 4803 660689 900068	4515861 34685 12570055 17120601	894544 10584 1934843 2839971	8181
CARBON BLACK 400 U STATES	LB 3334802 3334802	207758 207758	9674098 9674098	614042 614042	8182
BONE BLACK AND IVORY BLACK 400 U STATES	LB 9250 9250	1829 1829	59040 59040	11328 11328	8183
BLANC FIXE 100 U KINGDOM 335 GERMANY W 400 U STATES	LB 5200 18000 23200	533 1080 1613	10580 51023 126684	1119 1607 3765 6491	8184
BRONZE POWDER 100 U KINGDOM 400 U STATES	LB 625 625	912 912	660 3174 3834	659 4295 4954	8185
LITHOPONE 100 U KINGDOM 335 GERMANY W 400 U STATES	LB 360500 25940 181150 567590	38827 1680 13457 53964	651400 25940 646970 1324310	65177 1680 49127 115984	8186
OXIDE OF COBALT 400 U STATES	LB 900 900	2240 2240	900 900	2240 2240	8187
OXIDE OF COPPER 100 U KINGDOM 400 U STATES	LB 12240 350 12590	7626 268 7894	24590 850 25440	14501 533 15034	8188

IMPORTS INTO CANADA FOR CONSUMPTION

Articles and Countries from which Imported	MONTH OF MARCH 1956		THREE MONTHS ENDED MARCH 1956		Class Number
	Quantities	Values (\$)	Quantities	Values (\$)	
OXIDES FILLERS COLOURS DRY NOP	LB				8189
100 U KINGDOM	65250	36334	228737	104396	
306 BELGIUM			2002	681	
318 DENMARK			2205	4708	
335 GERMANY W	2000	130	70413	4854	
354 NETHRLNDS	2002	680	2302	1542	
372 SPAIN			62221	1247	
400 U STATES	669667	268193	2036872	828309	
	738919	305337	2404752	945737	
PARIS GREEN DRY	LB				8190
400 U STATES			500	143	
			500	143	
SATIN WHITE	LB				8191
400 U STATES			240768	4213	
			240768	4213	
ULTRAMARINE BLUE DRY OR PULP	LB				8192
100 U KINGDOM	10960	2385	30466	6419	
400 U STATES	12950	3362	53900	15417	
	23910	5747	84366	21836	
ZINC WHITE OXIDE	LB				8193
100 U KINGDOM	44800	5211	44800	5211	
400 U STATES	171095	24175	413231	57235	
	215895	29386	458031	62446	
OXIDE OF TIN	LB				8194
100 U KINGDOM	16576	16936	33136	33859	
400 U STATES			300	333	
	16576	16936	33436	34192	
OCHRES SIENNAS AND UMBERS	LB				8201
100 U KINGDOM	2688	86	12798	499	
400 U STATES	51736	3199	262834	13910	
	54424	3285	275632	14409	
PUTTY	LB				8202
100 U KINGDOM	2500	113	5900	287	
400 U STATES	77961	12658	182532	27988	
	80461	12771	188432	28275	
ARTISTS AND CHILDRENS COLOURS					8211
100 U KINGDOM		19836		48601	
306 BELGIUM				330	
327 FRANCE		617		725	
335 GERMANY W		419		1152	
347 JAPAN		643		814	
354 NETHRLNDS		234		234	
400 U STATES		22677		65249	
		44426		117105	
GOLD LIQUID PAINT					8212
400 U STATES		317		1061	
		317		1061	
LIQUID FILLERS AND PAINTS NOP	GAL				8213
100 U KINGDOM	149	584	1551	5378	
231 HONG KONG			300	926	
236 NEW ZEAL			52	350	
318 DENMARK			53	300	
335 GERMANY W	50	206	234	1697	
354 NETHRLNDS			35	270	
400 U STATES	60147	245768	172423	631903	
	60346	246558	174648	640824	
SPIRIT VARNISHES AND LACQUERS	GAL				8214
100 U KINGDOM	103	1337	716	4592	
335 GERMANY W	145	789	1672	11958	
376 SWITZRLND			37	352	
400 U STATES	6167	31238	19022	86009	
	6415	33364	21447	102911	
STAINS AND OXIDES	LB				8215
100 U KINGDOM	2833	3872	4733	6159	
400 U STATES	58592	65701	124652	131152	
	61425	69573	129385	137311	
VARNISHES LACQUERS JAPANS NOP	GAL				8216
100 U KINGDOM	38	254	861	3984	
335 GERMANY W	23	180	29	248	
354 NETHRLNDS			90	307	
376 SWITZRLND	13	71	127	599	
400 U STATES	29048	69939	84185	211422	
	29122	70444	85292	216560	
ALCOHOLIC PERFUMES UNDER 4 OZ					8221
100 U KINGDOM		168		1706	
231 HONG KONG				83	
327 FRANCE		22796		31496	
335 GERMANY W		3368		6535	
344 ITALY				95	
372 SPAIN				163	
400 U STATES		14805		33005	
		41137		73083	
ALCOHOLIC PERFUMES OVER 4 OZ	GAL				8222
100 U KINGDOM	37	4324	75	7042	
327 FRANCE	79	8243	100	9170	
335 GERMANY W	61	812	87	1380	
400 U STATES	8	86	37	322	
	185	13465	299	17914	
POMADES FRENCH	LB				8223
PERFUMERY TOILET PREPARATIONS					8224
100 U KINGDOM		14206		26812	
327 FRANCE		9297		18038	
335 GERMANY W		6450		15597	
344 ITALY		222		3286	
354 NETHRLNDS		265		3875	

IMPORTS INTO CANADA FOR CONSUMPTION

131

Articles and Countries from which Imported	MONTH OF MARCH 1956		THREE MONTHS ENDED MARCH 1956		Class Number
	Quantities	Values (\$)	Quantities	Values (\$)	
375 SWEDEN				167	
376 SWITZRLND				929	
400 U STATES		69116		174713	
		99556		243417	
CASTILE SOAP	LB				8231
400 U STATES			700	295	
			700	295	
COMMON OR LAUNDRY SOAP	LB				8232
100 U KINGDOM	2243	201	2833	657	
400 U STATES	71400	9819	233455	33633	
	73643	10020	236288	34290	
LIQUID SOAP	LB				8234
100 U KINGDOM			2320	204	
400 U STATES	85429	20859	263744	61290	
	85429	20859	266064	61494	
SOAP POWDERS AND FLAKES	LB				8235
100 U KINGDOM	13340	1092	15580	1271	
354 NETHRLNDS			714	63	
376 SWITZRLND	331	105	1433	455	
400 U STATES	669216	93849	1600040	231048	
	682887	95046	1617767	232837	
TOILET SOAP N O P					8236
100 U KINGDOM		5507		14204	
305 AUSTRIA		864		864	
306 BELGIUM		887		947	
327 FRANCE		87		373	
335 GERMANY W		869		1805	
354 NETHRLNDS				103	
360 ISRAEL				722	
400 U STATES		6000		12669	
		14214		31687	
WHALE OIL SOAP	LB				8237
100 U KINGDOM	6720	351	11200	585	
400 U STATES	7164	889	8324	1034	
	13884	1240	19524	1619	
SOAP N O P					8238
100 U KINGDOM		603		731	
215 INDIA				284	
376 SWITZRLND		350		350	
400 U STATES		14599		44846	
		15552		46211	
ALUM IN BULK NOT CALCINED	CWT				8251
100 U KINGDOM			80	313	
400 U STATES	259	1599	1786	9739	
	259	1599	1866	10052	
CHLORIDE OF ALUMINUM	CWT				8252
400 U STATES	4643	70940	10698	156331	
	4643	70940	10698	156331	
SULPHATE OF IRON COPPERAS	CWT				8253
100 U KINGDOM	448	509	655	1062	
400 U STATES	1962	3103	4917	8385	
	2410	3612	5572	9447	
SULPHATE OF ALUMINA ALUM CAKE	CWT				8254
100 U KINGDOM	7100	12695	18300	30489	
400 U STATES	9279	19550	30207	59105	
	16379	32245	48507	89594	
AMMONIA NITRATE	LB				8261
400 U STATES	120800	7702	330945	21598	
	120800	7702	330945	21598	
SAL AMMONIAC	LB				8262
100 U KINGDOM			80550	5610	
335 GERMANY W	11131	382	11131	382	
354 NETHRLNDS	11102	507	22102	889	
400 U STATES	5300	645	8380	1289	
	27533	1534	122163	8170	
SAL AMMONIAC SKIMMINGS	LB				8263
400 U STATES	9362	1189	61028	6531	
	9362	1189	61028	6531	
AMMONIA COMPOUNDS N O P	LB				8264
100 U KINGDOM	35198	2726	60694	6596	
335 GERMANY W	6600	1029	6600	1029	
354 NETHRLNDS	2240	292	6720	889	
400 U STATES	406320	22090	1450509	56666	
	450358	26137	1524523	65180	
AMMONIA ANHYDROUS	LB				8265
400 U STATES	2795160	116519	7989362	335145	
	2795160	116519	7989362	335145	
ANTIMONY SALTS TARTAR EMETIC	LB				8271
400 U STATES	2050	1296	2816	1771	
	2050	1296	2816	1771	
ARSENOUS OXIDE ARSEN SULPHIDE	LB				8273
COPPER SUBACETATE PRECIPITATE	LB				8274
400 U STATES			400	220	
			400	220	
COPPER SULPHATE	LB				8275
100 U KINGDOM	2596	457	92708	13310	
400 U STATES	99695	29087	143319	36405	
	102291	29544	236027	49715	
TIN BICHLORIDE TIN CRYSTALS	LB				8277
100 U KINGDOM			1000	748	
400 U STATES	812	741	1951	1626	
	812	741	2951	2374	
ZINC CHLORIDE	LB				8278
100 U KINGDOM			28000	2841	
400 U STATES	5283	1230	55406	5930	
	5283	1230	83406	8771	

IMPORTS INTO CANADA FOR CONSUMPTION

Articles and Countries from which Imported	MONTH OF MARCH 1956		THREE MONTHS ENDED MARCH 1956		Class Number
	Quantities	Values (\$)	Quantities	Values (\$)	
ZINC SULPHATE	LB				8279
100 U KINGDOM	82400	5151	274104	16736	
306 BELGIUM			111775	3994	
335 GERMANY W			100000	3308	
400 U STATES	106300	6636	263499	17488	
	188700	11787	749378	41526	
BISMUTH SALTS					8291
100 U KINGDOM				8847	
				8847	
LEAD ACETATE NOT GROUND	LB				8292
100 U KINGDOM	7156	1261	7156	1261	
400 U STATES			900	239	
	7156	1261	8056	1500	
LEAD ARSENATE	LB				8293
LEAD NITRATE NOT GROUND	LB				8294
100 U KINGDOM			40000	6414	
400 U STATES	9600	1728	14400	2592	
	9600	1728	54400	9006	
COMPOUNDS OF TETRAETHYL LEAO	LB				8295
400 U STATES	3627291	1320652	8771935	3177964	
	3627291	1320652	8771935	3177964	
BROMINE	LB				8301
400 U STATES	3102	1113	14156	4707	
	3102	1113	14156	4707	
CHLORINE LIQUID CHLORINE GAS	LB				8303
400 U STATES	5656820	161875	15731670	451583	
	5656820	161875	15731670	451583	
IODINE CRUDE	LB				8304
400 U STATES	7055	9926	18923	27202	
	7055	9926	18923	27202	
IODIZED SALTS FOR ANIMALS					8305
400 U STATES		1123		2763	
		1123		2763	
CALCIUM ARSENATE	LB				8311
400 U STATES	6000	444	6000	444	
	6000	444	6000	444	
CALCIUM CHLORIDE	CWT				8315
400 U STATES	40834	59876	133231	194382	
	40834	59876	133231	194382	
CHLORIDE OF LIME	CWT				8316
100 U KINGDOM	302	1190	649	2824	
347 JAPAN	44	613	88	1226	
400 U STATES	761	6767	1632	18176	
	1107	8570	2369	22226	
CALCIUM MOLYBDATE	LB				8318
400 U STATES	200	350	5599	3600	
	200	350	5599	3600	
CALCIUM COMPDS NOP EXC CITRATE	LB				8319
100 U KINGDOM	2305	1060	35052	5316	
327 FRANCE	440	885	440	885	
354 NETHRLNDS			5512	1439	
359 NORWAY			10000	283	
376 SWITZRLND			2200	5154	
400 U STATES	411195	43206	1303011	138743	
	413940	45151	1356215	151820	
ARGOLS	LB				8321
CREAM OF TARTAR IN CRYSTALS	LB				8322
100 U KINGDOM	8960	2996	16800	5471	
344 ITALY	10000	2579	26532	6319	
372 SPAIN			11023	2225	
	18960	5575	54355	14015	
POTASH AND PEARL ASH	LB				8323
400 U STATES	36715	3297	152960	13132	
	36715	3297	152960	13132	
POTASH BICARBONATE	LB				8325
100 U KINGDOM			1320	176	
			1320	176	
POTASH BICHROMATE CRUDE	LB				8326
100 U KINGDOM			6500	995	
400 U STATES	19380	3182	59280	9490	
	19380	3182	65780	10485	
POTASH CAUSTIC	LB				8327
327 FRANCE			10989	1136	
335 GERMANY W			90419	8448	
354 NETHRLNDS	27117	2414	27117	2414	
375 SWEDEN			2260	536	
400 U STATES	376460	18490	1276091	61162	
	403577	20904	1406876	73696	
POTASH CHLORATE GROUND	LB				8329
400 U STATES			1942	556	
			1942	556	
POTASH RED OR YELLOW PRUSSIAE	LB				8330
400 U STATES	713	371	4045	1497	
	713	371	4045	1497	
POTASH NITRATE OR SALTPETRE	LB				8331
400 U STATES			445	56	
			445	56	
POTASH COMPOUNDS N O P	LB				8332
100 U KINGDOM	24920	5250	36594	11635	
327 FRANCE			560	656	
335 GERMANY W			336	498	
400 U STATES	247357	24487	685509	71921	
	272277	29737	722999	84710	

IMPORTS INTO CANADA FOR CONSUMPTION

133

Articles and Countries from which Imported	MONTH OF MARCH 1956		THREE MONTHS ENDED MARCH 1956		Class Number
	Quantities	Values (\$)	Quantities	Values (\$)	
CLEANING COMPOUNDS SODIUM BASE	LB				8 337
100 U KINGDOM			8820	938	
335 GERMANY W	2281	441	2281	441	
400 U STATES	1427071	180980	3357010	447231	
	1429352	181421	3368111	448610	
SODA BENZOATE	LB				8 338
400 U STATES	600	261	600	261	
	600	261	600	261	
SODA BROMIDE	LB				8 339
100 U KINGDOM			7760	3169	
400 U STATES			2000	620	
			9760	3789	
SODA CITRATE	LB				8 340
400 U STATES	4750	1374	6750	1954	
	4750	1374	6750	1954	
BAKING POWDER	LB				8 341
335 GERMANY W			654	1426	
			654	1426	
BORAX	LB				8 342
100 U KINGDOM			1240	270	
400 U STATES	2215390	59094	4926956	143371	
	2215390	59094	4928196	143641	
GLAUBER SALTS	LB				8 343
335 GERMANY W	220462	2372	451945	6032	
400 U STATES	303500	6596	1270820	26817	
	523962	8968	1722765	32849	
SODA ARSENIATE BINARSENATE	LB				8 344
100 U KINGDOM			11200	1015	
400 U STATES			16100	8962	
			27300	9977	
SODA ASH OR BARILLA	LB				8 345
100 U KINGDOM	40000	547	2140000	29638	
400 U STATES	13709125	203839	38915495	579731	
	13749125	204386	41055495	609369	
SODA BICARBONATE	LB				8 346
100 U KINGDOM	420000	7232	1283200	21707	
400 U STATES	664200	16374	2216600	53489	
	1084200	23606	3499800	75196	
SODA BICHROMATE	LB				8 347
100 U KINGDOM	123000	13557	656500	71011	
335 GERMANY W	10987	1290	10987	1290	
400 U STATES	300056	35686	795531	98018	
	434043	50533	1463018	170319	
SODA BISULPHATE OR NITRE CAKE	LB				8 348
400 U STATES	233400	5302	555610	12028	
	233400	5302	555610	12028	
SODA BISULPHITE	LB				8 349
100 U KINGDOM			40519	2182	
400 U STATES	5200	528	33492	1888	
	5200	528	74011	4070	
SODA CAUSTIC IN PACKAGES	LB				8 350
100 U KINGDOM	67200	2548	258109	9487	
375 SWEDEN			3000	513	
400 U STATES	659240	31415	4074082	172241	
	726440	33963	4335191	182241	
SODA CAUSTIC IN SOLUTION	LB				8 352
400 U STATES	19354409	289968	56776577	810085	
	19354409	289968	56776577	810085	
SODA CHLORATE	LB				8 353
400 U STATES			100	51	
			100	51	
SODIUM CYANIDE	LB				8 354
100 U KINGDOM	234640	29244	787448	103280	
400 U STATES	44900	7654	64900	10854	
	279540	36898	852348	114134	
SODIUM GLUTAMATE	LB				8 355
347 JAPAN	300	240	9360	12552	
400 U STATES	2000	1850	14285	15684	
	2300	2090	23645	28236	
SODA HYPOSULPHITE	LB				8 356
100 U KINGDOM			11200	389	
400 U STATES	83000	4774	173565	10482	
	83000	4774	184765	10871	
SODA NITRITE	LB				8 357
100 U KINGDOM			112000	4423	
400 U STATES	2000	185	2400	257	
	2000	185	114400	4680	
SODA PEROXIDE	LB				8 358
100 U KINGDOM			163125	21476	
400 U STATES	314	210	146253	24804	
	314	210	309378	46280	
SODA PHOSPHATE N O P	LB				8 359
100 U KINGDOM			600	201	
400 U STATES	244142	23330	955429	104227	
	244142	23330	956029	104428	
SODA PRUSSATE	LB				8 360
306 BELGIUM			30000	3072	
400 U STATES			16000	2267	
			46000	5339	
SODA SAL	LB				8 361
400 U STATES	20000	460	37550	975	
	20000	460	37550	975	
SODA SILICATE	LB				8 362
100 U KINGDOM	63520	1776	174630	4893	
400 U STATES	372391	13135	1115887	51020	
	435911	14911	1290517	55913	

IMPORTS INTO CANADA FOR CONSUMPTION

Articles and Countries from which Imported	MONTH OF MARCH 1956		THREE MONTHS ENDED MARCH 1956		Class Number
	Quantities	Values (\$)	Quantities	Values (\$)	
SODA SULPHATE CRUDE SALT CAKE 400 U STATES	LB 3023310	27818	9505090	86774	8363
SODA SULPHIDE	LB 3023310	27818	9505090	86774	8364
100 U KINGDOM	51408	2085	62496	2503	
400 U STATES	113572	5714	430856	22056	
	164980	7799	493352	24559	
SODA SULPHITE	LB		2240	174	8365
100 U KINGDOM	3748	226	3748	226	
335 GERMANY W	29900	1501	146507	6659	
400 U STATES	33648	1727	152495	7059	
SODIUM COMPOUNDS N O P	LB				8366
100 U KINGDOM	108465	15393	357018	51498	
327 FRANCE			9900	11983	
335 GERMANY W			63703	7844	
347 JAPAN	22046	1282	22046	1282	
354 NETHRLNDS			44000	4630	
375 SWEDEN	2205	937	2205	937	
376 SWITZRLND			45	237	
400 U STATES	1052244	80758	3490146	333239	
	1184960	98370	3989063	411650	
SODA PHOSPHATE DISODIUM	LB				8367
400 U STATES	1500	210	6650	643	
	1500	210	6650	643	
SODA PHOSPHATE TRISODIUM	LB				8368
400 U STATES	72300	3588	306800	14581	
	72300	3588	306800	14581	
SODA FLUORIDE	LB				8369
100 U KINGDOM	26880	3591	32130	4254	
400 U STATES	34375	5211	34375	5211	
	61255	8802	66505	9465	
SODA ANTIMONATE	LB		76000	22000	8370
400 U STATES			76000	22000	
ACID PHOSPHATE NOT MEDICINAL	LB				8371
400 U STATES	161782	15332	525517	47636	
	161782	15332	525517	47636	
BARIUM PEROXIDE	LB				8372
HYDROGEN PEROXIDES IN SOLUTION	LB				8373
335 GERMANY W			18629	2692	
400 U STATES	130155	25063	455825	91289	
	130155	25063	474454	93981	
MAGNESIUM CARBONATE	LB				8374
100 U KINGDOM	71818	5153	155816	10910	
400 U STATES	4000	325	5000	405	
	75816	5478	160816	11315	
MAGNESIUM SALTS COMPOUNDS NOP	LB				8375
100 U KINGDOM	49700	17013	59700	21243	
400 U STATES	1779937	37814	4047331	99862	
	1829637	54827	4107031	121105	
MAGNESIUM SULPHATE EPSOM SALTS	LB				8376
100 U KINGDOM			11200	315	
335 GERMANY W			589300	5184	
400 U STATES	141000	2536	464010	9514	
	141000	2536	1064510	15013	
MERCURY SALTS				233	8377
400 U STATES				233	
PHOSPHORUS AND COMPOUNDS N O P	LB				8378
400 U STATES	25029	3733	30854	5400	
	25029	3733	30854	5400	
RADIUM					8379
100 U KINGDOM		36570		50667	
400 U STATES		3422		14773	
		39992		65440	
MOLYBDENUM OXIDE	LB				8380
400 U STATES	15000	19352	186352	176261	
	15000	19352	186352	176261	
ETHYL CHLORIDE	LB				8388
400 U STATES	87359	9553	229702	24989	
	87359	9553	229702	24989	
ACETONE					8389
400 U STATES		645		2905	
		645		2905	
ETHYLENE DICHLORIDE	LB				8390
400 U STATES	21240	1858	26940	2384	
	21240	1858	26940	2384	
AMYL ACETATE					8391
400 U STATES		679		1419	
		679		1419	
BLACKING SHOE LEATHER DRESSING					8392
100 U KINGDOM		863		9059	
306 BELGIUM				456	
335 GERMANY W				295	
344 ITALY				179	
400 U STATES		76599		176262	
		77462		186251	
BLUEING LAUNDRY					8393
CAMPHOR NATURAL OR SYNTHETIC	LB				8394
100 U KINGDOM			2000	1611	
400 U STATES	4265	2384	19445	11983	
	4265	2384	21445	13594	

IMPORTS INTO CANADA FOR CONSUMPTION

135

Articles and Countries from which Imported	MONTH OF MARCH 1956		THREE MONTHS ENDED MARCH 1956		Class Number
	Quantities	Values (\$)	Quantities	Values (\$)	
CARBON BISULPHIDE N O P 400 U STATES	LB 334860	15404	342835	16304	8395
CARBON TETRACHLORIDE 400 U STATES	LB 998	194	176610	16313	8396
CHLOROFORM 335 GERMANY W 400 U STATES	LB 21927	3401	70748	11576	8397
CYANIDE OF POTASSIUM 100 U KINGDOM 335 GERMANY W 400 U STATES	LB 2350	710	16128	4810	8398
ETHYLENE GLYCOL FOR ANTIFREEZE 400 U STATES	LB 13143	5097	13213	5217	8399
ETHYLENE GLYCOL N O P 400 U STATES	LB 15493	5807	31691	10737	8400
FORMALOEHYOE 400 U STATES	LB 40900	6982	45912	8341	8401
GLYCERINE CRUDE 400 U STATES	LB 40900	6982	45912	8341	8402
GLYCERINE FOR EXPLOSIVES 400 U STATES	LB 222765	8708	1451170	54682	8403
GLYCERINE N O P 400 U STATES	LB 222765	8708	1451170	54682	8404
INK PRINTING 100 U KINGDOM 318 DENMARK 335 GERMANY W 400 U STATES	LB 37461	18625	205365	95222	8405
INK ROTOGRAVURE 100 U KINGDOM 400 U STATES	LB 488	286	1097	643	8406
INK WRITING 100 U KINGDOM 306 BELGIUM 335 GERMANY W 400 U STATES	LB 5783	3723	9095	5853	8407
NAPHTHALENE FLAKES AND BALLS 335 GERMANY W 400 U STATES	LB 87129	62223	260904	171334	8408
NITROUS ETHER 400 U STATES	LB 130861	84857	476461	273052	8409
CHEMICALS FOR SYNTHETIC RESINS 400 U STATES	LB 50	56	50	56	8410
SULPHURIC ETHER 100 U KINGDOM 400 U STATES	LB 53897	13544	137911	46030	8411
THEOBROMINE DIMETHYL SULPHATE 400 U STATES	LB 53947	13600	137961	46086	8412
POLISH KNIFE OR OTHER N O P 100 U KINGDOM 335 GERMANY W 376 SWITZRLND 400 U STATES	LB 4749	4749		14147	8413
VANILLIN 100 U KINGDOM 400 U STATES	LB 4749	4749		14641	8414
ALL OTHER DRUGS CHEMICALS N O P 100 U KINGDOM 231 HONG KONG 234 AUSTRALIA 236 NEW ZEAL 305 AUSTRIA 306 BELGIUM 317 CZECHO S 318 DENMARK 327 FRANCE 335 GERMANY W 336 GREECE 347 JAPAN 352 MEXICO 354 NETHRLNDS 359 NORWAY 372 SPAIN 375 SWEDEN 376 SWITZRLND 381 ALASKA 400 U STATES	LB 40000	12000	182796	36883	8415
	GAL 40000	12000	237842	41566	
	LB 181615	93566	278015	118746	
	LB 27144	8202	226447	33584	
	LB 27144	8202	226697	33834	
	LB 2675			8029	
		239		1697	
				310	
		36524		85796	
		39438		95832	
	LB 550	2412	1100	4541	
		343	110	343	
		2755	1210	4884	
		286078		755239	
		2162		7895	
				248	
				4902	
		6067		6067	
		2419		6539	
				1046	
		1529		4103	
		10581		19988	
		68068		118719	
				254	
		262		386	
		1456		3296	
		3330		12483	
				1040	
				293	
		515		882	
		76366		220625	
		728		867	
		4253901		12905107	
		4713462		14069979	

IMPORTS INTO CANADA FOR CONSUMPTION

Articles and Countries from which Imported	MONTH OF MARCH 1956		THREE MONTHS ENDED MARCH 1956		Class Number
	Quantities	Values (\$)	Quantities	Values (\$)	
PHTHALIC ANHYDRIDE	LB				8416
306 BELGIUM			44160	8722	
327 FRANCE	110200	19190	110200	19190	
344 ITALY	247941	46095	648107	119590	
400 U STATES	126705	25216	510033	103421	
	484846	90501	1312500	250923	
MATERIALS NOP FOR PLASTICS					8422
100 U KINGDOM		4349		11704	
306 BELGIUM				2821	
335 GERMANY		29587		50203	
400 U STATES		788945		2241278	
		822881		2306006	
CASINGS SYNTHETIC FOR MEATS	LB				8423
335 GERMANY			485	1142	
400 U STATES	28082	38847	83720	116497	
	28082	38847	84205	117639	
TUNGSTEN CARBIDE IN TUBES					8425
400 U STATES		10267		48246	
		10267		48246	
BUTADIENE					8428
400 U STATES		243025		871238	
		243025		871238	
ETHYL BENZENE	GAL				8429
400 U STATES	197263	146759	391562	293207	
	197263	146759	391562	293207	
GASOLINE ANTI OXIDANTS	LB				8430
400 U STATES	38421	35629	223273	166785	
	38421	35629	223273	166785	
SYNTHETIC RESIN GLUE	LB				8431
335 GERMANY	412	123	3049	1012	
400 U STATES	103855	36508	381989	126436	
	104267	36631	385038	127448	
RIBOFLAVIN					8432
400 U STATES		16843		76334	
		16843		76334	
YEAST DEAD OR INACTIVE	LB				8433
400 U STATES	18806	9702	103802	34332	
	18806	9702	103802	34332	
CATALYSTS PETROLEUM REFINING					8434
100 U KINGDOM				5625	
400 U STATES		202231		1155753	
		202231		1161378	
FATTY ALCOHOLS					8435
100 U KINGDOM				1807	
335 GERMANY				13875	
400 U STATES		57633		154958	
		57633		170640	
MATERIALS NOP FOR CHROM OXIDE					8436
FLUORESCENT COATING OR POWDER	LB				8437
400 U STATES	8603	46481	23547	135117	
	8603	46481	23547	135117	
CELLULOSE ESTERS NO ADMIXTURE					8500
400 U STATES		146462		435688	
		146462		435688	
CELLULOSE COMPS MOULDING ETC					8530
400 U STATES		113844		284678	
		113844		284678	
CELLULOSE PLASTICS FOAMD EXPND					8550
335 GERMANY				391	
400 U STATES		941		4712	
		941		5103	
CELLULOSE COMPOUNDS N O P					8570
400 U STATES		3698		11344	
		3698		11344	
CELLULOSE PLASTIC PRIM SHAPES					8600
100 U KINGDOM		904		5636	
335 GERMANY		1074		3013	
344 ITALY		2000		12053	
400 U STATES		103781		349595	
		107759		370297	
CELLUL PLAST SHAPES REINFORCED					8630
100 U KINGDOM				1398	
327 FRANCE				160	
400 U STATES		46265		141675	
		46265		143233	
LAMINATD MOULDED CELL PLASTICS					8650
100 U KINGDOM		982		3287	
400 U STATES		19600		62904	
		20582		66191	
CELL NITRATE ENGRAVING SHEETS					8670
335 GERMANY				4491	
400 U STATES		8473		30529	
		8473		35020	
MFRS OF CELLULOSE PLASTICS NOP					8700
100 U KINGDOM		12090		33407	
305 AUSTRIA				450	
317 CZECHO S				1171	
327 FRANCE				395	
335 GERMANY		444		752	
347 JAPAN				668	
359 NORWAY		308		308	
376 SWITZRLND		59		59	
400 U STATES		117697		321256	
		130598		358466	

IMPORTS INTO CANADA FOR CONSUMPTION

Articles and Countries from which Imported	MONTH OF MARCH 1956		THREE MONTHS ENDED MARCH 1956		Class Number
	Quantities	Values (\$)	Quantities	Values (\$)	
MFRS OF REGEN CELLULOSE NOP					8720
100 U KINGDOM		39776		162401	
231 HONG KONG		317		533	
335 GERMANY W				760	
344 ITALY		216		216	
375 SWEDEN		7164		19547	
376 SWITZRLND		230		1529	
400 U STATES		96797		266640	
		144500		451626	
SYNTHETIC RESINS NO ADMIXTURE					8750
100 U KINGDOM		5193		85022	
309 BRAZIL				528	
327 FRANCE				120	
335 GERMANY W		460		3121	
359 NORWAY		10730		22116	
376 SWITZRLND		730		1210	
400 U STATES		1526901		4330627	
		1544014		4442744	
SYNTHETIC RESINS IN SOLUTIONS					8770
100 U KINGDOM		183		245	
327 FRANCE				1630	
335 GERMANY W		6169		6360	
354 NETHRLNDS				343	
400 U STATES		371431		1074947	
		377783		1083525	
SYNTH RESIN COMPDs MOULDN G ETC					8800
100 U KINGDOM		11705		34262	
335 GERMANY W				131	
400 U STATES		468783		1195570	
		480488		1229963	
SYNTH RESINS FOAMED EXPANDED					8830
100 U KINGDOM				313	
335 GERMANY W		9198		16694	
354 NETHRLNDS				2444	
400 U STATES		51605		97022	
		60803		116473	
SYNTH RESIN COMPOSITIONS NOP					8850
100 U KINGDOM				2842	
400 U STATES		104314		366094	
		104314		368936	
SYNT OR PROT PLAST PRIM SHAPES					8870
100 U KINGDOM		97529		234482	
335 GERMANY W		11270		62163	
372 SPAIN				2146	
376 SWITZRLND				203	
400 U STATES		727426		2001920	
		836225		2300914	
SYNTH RESIN SHAPES REINFORCED					8900
100 U KINGDOM		148		453	
327 FRANCE				1574	
335 GERMANY W				559	
354 NETHRLNDS				251	
400 U STATES		140144		370320	
		140292		373157	
LAMIN PLASTICS SYN RES BONDED					8930
100 U KINGDOM		642		33559	
335 GERMANY W		1347		1347	
400 U STATES		45526		129963	
		47515		164869	
MFRS OF SYNT RES OR PROT PLAST					8950
100 U KINGDOM		31242		95031	
305 AUSTRIA		312		1809	
306 BELGIUM				474	
318 DENMARK		940		1390	
327 FRANCE		1017		1218	
335 GERMANY W		3097		11543	
344 ITALY		2668		10963	
347 JAPAN		1351		5505	
354 NETHRLNDS		321		1395	
359 NORWAY		1845		1845	
365 POLAND				2559	
375 SWEDEN		104		1351	
376 SWITZRLND				219	
384 P RICO		12800		12800	
400 U STATES		1090644		3045799	
		1146341		3193901	



IMPORTS INTO CANADA FOR CONSUMPTION

Articles and Countries from which Imported	MONTH OF MARCH 1956		THREE MONTHS ENDED MARCH 1956		Class Number
	Quantities	Values (\$)	Quantities	Values (\$)	
<u>GROUP 9</u>					
<u>MISCELLANEOUS COMMODITIES</u>					
FILM FOR REPRODUCTION	FEET				9000
100 U KINGDOM	15227	789	34564	1785	
327 FRANCE			16686	397	
400 U STATES	324395	17561	828495	44781	
	339622	18350	879745	46963	
BAGATELLE OR OTHER GAME BOARDS					9001
100 U KINGDOM		1788		6373	
376 SWITZRLND		186		186	
400 U STATES		94667		215423	
		96641		221982	
BALLS CUES CUE RACKS CUE TIPS					9002
100 U KINGDOM		4407		8486	
327 FRANCE		888		2345	
400 U STATES		146		311	
		5441		11142	
BILLIARD TABLES	NO				9003
100 U KINGDOM			1	236	
400 U STATES	3	1576	3	1576	
	3	1576	4	1812	
BALLS TENNIS	DOZ				9004
100 U KINGDOM	5711	13549	12462	30727	
	5711	13549	12462	30727	
BALLS ALL KINDS NOP FOR SPORTS					9005
100 U KINGDOM		9066		24671	
215 INDIA		311		311	
216 PAKISTAN		141		141	
234 AUSTRALIA				2682	
327 FRANCE		1267		1684	
335 GERMANY W				88	
347 JAPAN		333		1007	
400 U STATES		30074		64140	
		41192		94724	
FILMS X RAY					9006
100 U KINGDOM		43604		171344	
306 BELGIUM		32380		153985	
375 SWEDEN		204		204	
400 U STATES		106938		279149	
		183126		604682	
GUN COVERS GAME BAGS					9007
100 U KINGDOM				169	
347 JAPAN				109	
400 U STATES		512		687	
		512		965	
CRICKET BATS BALLS GLOVES					9008
100 U KINGDOM		5595		7379	
		5595		7379	
DOLLS					9009
100 U KINGDOM		3483		5672	
231 HONG KONG		2690		4639	
306 BELGIUM		133		241	
335 GERMANY W		240		655	
344 ITALY		151		716	
347 JAPAN		6953		13840	
365 POLAND				185	
372 SPAIN		209		291	
390 GERMANY E				105	
400 U STATES		9543		26319	
		23402		52663	
FILMS PHOTOGRAPHERS					9010
100 U KINGDOM		6056		14097	
306 BELGIUM		6847		18714	
335 GERMANY W		1092		3036	
347 JAPAN		442		497	
400 U STATES		301463		921891	
		315900		958235	
FILMS CINEMATOGRAPH POSITIVES	FEET				9011
100 U KINGDOM	409013	30606	1092455	85025	
306 BELGIUM			14799	269	
326 FINLAND			3600	354	
327 FRANCE	455664	21169	1587488	76050	
335 GERMANY W	10774	1093	50848	3789	
344 ITALY	71308	6129	125425	10881	
347 JAPAN	5797	458	12543	919	
354 NETHRLNDS			1752	56	
376 SWITZRLND	2642	292	8872	1254	
380 USSR	7881	370	63868	4288	
393 TAIWAN	1300	104	1300	104	
400 U STATES	5381882	400971	16339542	1206095	
	6346261	461192	19302492	1389084	
FILMS FOR AERIAL PHOTOGRAPHY					9012
400 U STATES				8387	
				8387	
FISHING RODS					9013
100 U KINGDOM		3612		10004	
327 FRANCE				497	
347 JAPAN		8128		27641	
359 NORWAY		256		256	
400 U STATES		86250		209244	
		98246		247642	

IMPORTS INTO CANADA FOR CONSUMPTION

Articles and Countries from which Imported	MONTH OF MARCH 1956		THREE MONTHS ENDED MARCH 1956		Class Number
	Quantities	Values (\$)	Quantities	Values (\$)	
GOLF CLUBS AND FINISHED PARTS 100 U KINGDOM 400 U STATES		7017 53450 60467		8362 85341 93703	9014
MECHANICAL TOYS OF METAL 100 U KINGDOM 335 GERMANY W 344 ITALY 347 JAPAN 400 U STATES		1847 1411 90399 11374 105031		6923 5778 372 243945 29354 286372	9016
METAL JUVENILE CONSTR SETS 100 U KINGDOM 347 JAPAN		4478 82 4560		6665 82 6747	9017
TOYS OF ALL KINDS N O P 100 U KINGDOM 216 PAKISTAN 231 HONG KONG 234 AUSTRALIA 305 AUSTRIA 306 BELGIUM 318 DENMARK 327 FRANCE 335 GERMANY W 340 HUNGARY 344 ITALY 347 JAPAN 352 MEXICO 354 NETHRLNDS 365 POLAND 375 SWEDEN 390 GERMANY E 400 U STATES		53966 730 142 1099 2311 1468 473 11552 69305 198 1743 191770 334757		125355 730 1019 434 1099 10861 1582 2510 26218 1199 1218 216853 288 4137 142 1726 2496 532855 930722	9018
SPORTSMENS FISHING TACKLE NOP 100 U KINGDOM 231 HONG KONG 234 AUSTRALIA 317 CZECHOS 318 DENMARK 327 FRANCE 335 GERMANY W 344 ITALY 347 JAPAN 359 NORWAY 372 SPAIN 375 SWEDEN 376 SWITZRLND 400 U STATES		33707 715 2448 483 20140 8223 841 28000 9658 888 5652 2847 432318 545920		91760 4414 3913 547 483 76322 26880 4690 73100 26512 1788 19759 7699 1134646 1472513	9019
FILMS CINEMATOGRAPH NEGATIVE 306 BELGIUM 335 GERMANY W 400 U STATES				2048 517 23445 26010	9020
BRUSHES ARTISTS 100 U KINGDOM 327 FRANCE 335 GERMANY W 347 JAPAN 400 U STATES		7312 148 53 3597 11110		11428 557 9493 2645 9540 33663	9021
BRUSHES PAINT AND VARNISH 100 U KINGDOM 317 CZECHOS 335 GERMANY W 400 U STATES		22792 2088 1622 26502		68816 214 3752 5319 78101	9022
BRUSHES TOOTH 100 U KINGDOM 231 HONG KONG 400 U STATES	DOZ	592 300 3132 4024	909 237 3140 4286	12107 5340 14272 31719	9023
BRUSHES TOILET N O P 100 U KINGDOM 318 DENMARK 327 FRANCE 335 GERMANY W 347 JAPAN 354 NETHRLNDS 360 ISRAEL 375 SWEDEN 400 U STATES		4575 2785 884 144 345 11643 20376		20985 253 11986 8923 144 1362 298 1287 30425 75663	9024
BRUSHES ALL OTHER N O P 100 U KINGDOM 231 HONG KONG 327 FRANCE 335 GERMANY W 347 JAPAN 354 NETHRLNDS 400 U STATES		11832 97 207 3303 79 3202 55747 74467		28293 421 545 9581 330 3746 134531 177447	9025
PACKAGES CONTAINING GOODS 100 U KINGDDM		275546		839096	9030

IMPORTS INTO CANADA FOR CONSUMPTION

141

Articles and Countries from which Imported	MONTH OF MARCH 1956		THREE MONTHS ENDED MARCH 1956		Class Number
	Quantities	Values (\$)	Quantities	Values (\$)	
203 B E AFR		43		419	
207 UN SO AFR		1698		4518	
208 BSA OTHER		38		119	
215 INDIA		2668		8361	
216 PAKISTAN		146		243	
217 CEYLON		3076		4678	
218 MALAYA		131		131	
221 B GUIANA		3062		3894	
223 BARBADOS		1111		4812	
224 JAMAICA		2947		4794	
225 TRINIDAD		755		2466	
227 BAHAMAS				360	
231 HONG KONG		12017		41064	
232 MALTA		83		975	
234 AUSTRALIA		2106		11443	
236 NEW ZEAL		33		168	
304 ARGENTINA		375		408	
305 AUSTRIA		374		2029	
306 BELGIUM		14376		32970	
307 BEL CONGO				170	
309 BRAZIL		12109		17873	
312 CHILE		120		120	
313 CHINA		334		755	
314 COLOMBIA				715	
316 CUBA		999		1676	
317 CZECHO S		6644		24184	
318 DENMARK		1543		4968	
326 FINLAND				3	
327 FRANCE		15055		49135	
328 FR AFRICA		360		1493	
335 GERMANY W		39910		110019	
336 GREECE		128		489	
337 GUATEMALA				574	
338 HAITI		115		275	
339 HONDURAS		6		6	
340 HUNGARY		320		810	
344 ITALY		6685		21925	
347 JAPAN		75146		240387	
352 MEXICO		1948		8124	
354 NETHRLNDS		14083		38906	
355 INDONESIA		1		1	
359 NORWAY		48		89	
360 ISRAEL		328		1152	
364 PHIL		76		417	
365 POLAND		136		227	
366 PORTUGAL		772		3423	
367 AZORES		28		306	
372 SPAIN		3318		9166	
375 SWEDEN		4537		14296	
376 SWITZRLND		15659		47269	
381 ALASKA		32		53	
384 P RICO		603		2912	
386 URUGUAY		8		8	
388 YUGO SLAV				76	
389 IRELAND		15		491	
390 GERMANY E		609		1588	
393 TAIWAN		82		82	
400 U STATES		236425		596745	
		758767		2163856	
ORTHOPEDIC BRACES AND PARTS					9050
100 U KINGDOM		50		249	
335 GERMANY W				154	
400 U STATES		5905		18752	
		5955		19155	
EFFECTS LEFT BY BEQUEST					9051
100 U KINGDOM		8619		38400	
203 B E AFR				50	
207 UN SO AFR				60	
220 BERMUDA				100	
223 BARBADOS		141		141	
224 JAMAICA				500	
234 AUSTRALIA				2070	
236 NEW ZEAL				100	
305 AUSTRIA				50	
306 BELGIUM				75	
318 DENMARK		50		390	
327 FRANCE		4000		4000	
335 GERMANY W		50		1260	
354 NETHRLNDS		300		483	
376 SWITZRLND				569	
383 HAWAII		50		50	
389 IRELAND		250		350	
400 U STATES		30722		73269	
		44182		121917	
APPLIANCES BOOTS FOR CRIPPLES					9052
400 U STATES		408		1414	
		408		1414	
ARTIFICIAL LIMBS AND PARTS					9053
100 U KINGDOM		805		993	
400 U STATES		10963		29827	
		11768		30820	
BEAD ORNAMENTS					9055
100 U KINGDOM		109		109	
231 HONG KONG				9086	
347 JAPAN		2215		2698	

IMPORTS INTO CANADA FOR CONSUMPTION

Articles and Countries from which Imported	MONTH OF MARCH 1956		THREE MONTHS ENDED MARCH 1956		Class Number
	Quantities	Values (\$)	Quantities	Values (\$)	
BELTS N O P					
400 U STATES		1323		3057	
		3647		14950	9056
100 U KINGDOM		3356		4273	
215 INDIA				220	
231 HONG KONG		56		1548	
304 ARGENTINA		51		51	
306 BELGIUM		196		196	
327 FRANCE		1324		1936	
335 GERMANY W		199		559	
344 ITALY				648	
347 JAPAN		102		304	
352 MEXICO		59		59	
372 SPAIN		349		429	
376 SWITZRLND				169	
400 U STATES		25442		78825	
		31134		89217	9057
BLINDS NOT TEXTILE OR PAPER					
231 HONG KONG		71		71	
318 DENMARK		94		94	
347 JAPAN		22856		54683	
400 U STATES		1046		6978	
		24067		61826	9058
BOOT SHOE SHIRT STAY LACES					
100 U KINGDOM				620	
347 JAPAN		102		450	
400 U STATES		2517		5845	
		2619		6915	9059
BOOTS SHOES AND SLIPPERS FELT	PAIR				
100 U KINGDOM			214	243	
400 U STATES		1494	982	2466	
		1494	982	2680	9060
BOOTS SHOES AND SLIPPERS N O P	PAIR				
100 U KINGDOM	492	868	12878	7070	
215 INDIA			123	420	
231 HONG KONG	6503	3182	11618	5155	
327 FRANCE	57	59	57	59	
335 GERMANY W			194	351	
338 HAITI	1404	2947	2556	5850	
344 ITALY	9583	19497	9736	19754	
347 JAPAN	23196	7987	38951	13231	
354 NETHRLNDS	468	983	1299	1919	
376 SWITZRLND	64	66	64	66	
392 SYRIA			1050	564	
400 U STATES	40011	48757	87482	105442	
	81778	84346	166008	159881	9061
BROOMS AND WHISKS					
327 FRANCE				101	
340 HUNGARY				2966	
344 ITALY				1112	
354 NETHRLNDS		506		506	
400 U STATES		1864		9269	
		2370		13954	9062
BUTTONS SHOE PAPIER MACHE					
400 U STATES				1198	
				1198	9063
BUTTONS SHOE N O P					
344 ITALY				179	
400 U STATES		3347		7846	
		3347		8025	9064
BUTTONS VEGETABLE IVORY	GROSS				
400 U STATES			23	118	
			23	118	9065
BUTTONS COLLAR AND CUFF	GROSS				
100 U KINGDOM	39	1213	97	2465	
305 AUSTRIA			20	1417	
318 DENMARK	2	124	2	124	
335 GERMANY W	34	1900	62	3616	
400 U STATES	720	31036	2413	106464	
	795	34273	2594	114086	9066
BUTTONS N O P	GROSS				
100 U KINGDOM	828	923	1980	5192	
305 AUSTRIA	255	276	290	1629	
317 CZECHO S			5461	2308	
318 DENMARK	204	2223	289	3462	
327 FRANCE	3	178	3	178	
335 GERMANY W	758	1278	12151	14570	
344 ITALY			4315	2546	
347 JAPAN	15370	10203	68491	38358	
354 NETHRLNDS	159	840	5826	4712	
400 U STATES	103618	78114	289860	218237	
	121195	94035	388666	291192	9067
CASES BDXES DESKS FANCY					
100 U KINGDOM		21697		52241	
215 INDIA				1000	
231 HONG KONG				168	
234 AUSTRALIA				210	
305 AUSTRIA		65		1536	
306 BELGIUM				1087	
313 CHINA				121	
317 CZECHO S				88	
322 EGYPT				219	
327 FRANCE		844		5546	
335 GERMANY W		9593		27636	
344 ITALY		1239		3318	

IMPORTS INTO CANADA FOR CONSUMPTION

Articles and Countries from which Imported	MONTH OF MARCH 1956		THREE MONTHS ENDED MARCH 1956		Class Number
	Quantities	Values (\$)	Quantities	Values (\$)	
347 JAPAN		4 655		10 606	
352 MEXICO		404		404	
354 NETHRLNDS		6063		17 267	
360 ISRAEL		142		142	
372 SPAIN		622		622	
375 SWEDEN				1295	
376 SWITZRLND		250		4034	
400 U STATES		1 31344		34 4386	
		17 6918		47 1926	
CHARITABLE DONATIONS					9068
400 U STATES		752		6158	
		752		6158	
COMBS TOILET DRESSING FANCY					9069
100 U KINGDOM		1567		7 409	
305 AUSTRIA				1046	
327 FRANCE		54		331	
335 GERMANY W		1166		3627	
376 SWITZRLND				1084	
400 U STATES		5389		9712	
		8176		23 209	
APPLIANCES FOR THE DEAF PARTS					9070
100 U KINGDOM		2147		4333	
318 DENMARK		218		1586	
335 GERMANY W		855		1467	
354 NETHRLNDS				320	
400 U STATES		187430		520930	
		190650		528636	
FANS					9071
231 HONG KONG				175	
347 JAPAN		2678		3749	
400 U STATES				407	
		2678		4331	
INSOLES OF ALL KINDS					9072
100 U KINGDOM		2625		4207	
335 GERMANY W		413		912	
400 U STATES		254		5615	
		3292		10734	
JEWELLERY N O P					9073
100 U KINGDOM		19100		40888	
215 INDIA		152		4252	
217 CEYLON		100		100	
220 BERMUDA		561		561	
231 HONG KONG		1028		1780	
234 AUSTRALIA		605		605	
305 AUSTRIA		7712		14962	
306 BELGIUM		261		803	
313 CHINA				210	
317 CZECHO S		2890		21562	
318 DENMARK		613		613	
322 EGYPT				54	
327 FRANCE		3638		8114	
328 FR AFRICA				132	
335 GERMANY W		75331		316843	
344 ITALY		1616		8851	
347 JAPAN		36644		111585	
352 MEXICO		545		1709	
354 NETHRLNDS				278	
359 NORWAY		76		261	
360 ISRAEL				208	
371 THAILAND		1283		5254	
372 SPAIN		1610		3109	
376 SWITZRLND		197		1659	
381 ALASKA		62		62	
383 HAWAII				250	
391 LEBANON				55	
400 U STATES		349303		937725	
		503327		1482485	
MATS DOOR OR CARRIAGE N O P					9074
100 U KINGDOM		318		318	
400 U STATES				130	
		318		448	
MATTRESSES					9075
100 U KINGDOM		38132		62274	
400 U STATES		8445		26163	
		46577		88437	
PICTURE AND PHOTOGRAPH FRAMES					9076
100 U KINGDOM		1446		3537	
318 DENMARK				721	
327 FRANCE				75	
335 GERMANY W		100		1273	
344 ITALY		981		5303	
347 JAPAN		5964		9632	
352 MEXICO		716		880	
354 NETHRLNDS		128		232	
372 SPAIN		78		78	
400 U STATES		26217		64686	
		36330		86417	
POCKET BOOKS PORTFOLIOS PURSES					9077
100 U KINGDOM		63422		105633	
215 INDIA		622		1170	
216 PAKISTAN		50		50	
224 JAMAICA		530		582	
231 HONG KONG				390	
304 ARGENTINA		405		405	
305 AUSTRIA		1793		2081	

IMPORTS INTO CANADA FOR CONSUMPTION

Articles and Countries from which Imported	MONTH OF MARCH 1956		THREE MONTHS ENDED MARCH 1956		Class Number
	Quantities	Values (\$)	Quantities	Values (\$)	
306 BELGIUM		754		6531	
316 CUBA		1322		1712	
327 FRANCE		2567		10276	
335 GERMANY W		14303		32240	
338 HAITI		450		504	
344 ITALY		14042		19134	
347 JAPAN		31869		44759	
352 MEXICO		4821		9380	
354 NETHRLNDS				5979	
372 SPAIN				94	
375 SWEDEN				247	
376 SWITZRLND		1807		2003	
390 GERMANY E				177	
392 SYRIA		58		127	
400 U STATES		286390		693723	
		425205		937197	
REFRIGERATORS ELECTRIC N O P	NO				9078
100 U KINGDOM	157	13779	406	33763	
400 U STATES	13597	2370773	29520	5148332	
	13754	2384552	29926	5182095	
REFRIGERATORS N O P	NO				9079
400 U STATES	196	5284	407	17184	
	196	5284	407	17184	
REGALIA AND BADGES					9080
100 U KINGDOM		6799		16015	
215 INDIA				821	
216 PAKISTAN		784		784	
231 HONG KONG		52		1478	
327 FRANCE		245		245	
335 GERMANY W		2069		4230	
347 JAPAN				389	
372 SPAIN				255	
376 SWITZRLND				119	
400 U STATES		4124		10996	
		14073		35332	
SHADES LAMP N O P SHADE HOLDERS					9081
100 U KINGDOM		421		421	
318 DENMARK				907	
347 JAPAN		185		125	
400 U STATES		15563		35639	
		16109		37092	
SPECTACLE FRAMES AND PARTS N O P					9082
100 U KINGDOM		398		3340	
305 AUSTRIA				2089	
327 FRANCE		4658		13941	
335 GERMANY W		18225		43338	
344 ITALY		446		622	
347 JAPAN				1443	
400 U STATES		243727		671656	
		267454		736429	
PARTS FOR SPECTACLE FRAMES					9083
400 U STATES		19978		69964	
		19978		69964	
TOBACCO PIPES SMOKERS SETS					9084
100 U KINGDOM		12013		25350	
231 HONG KONG		59		111	
305 AUSTRIA		158		158	
327 FRANCE		11911		27712	
335 GERMANY W		365		476	
344 ITALY		2387		10830	
347 JAPAN				348	
354 NETHRLNDS		136		136	
400 U STATES		3818		8063	
		30847		73184	
TOBACCO POUCHES CIGARETTE CASE					9085
100 U KINGDOM		4576		8206	
317 CZECHO S				288	
318 DENMARK				62	
327 FRANCE		82		82	
344 ITALY		394		609	
347 JAPAN				58	
372 SPAIN		354		354	
375 SWEDEN		87		87	
400 U STATES		1359		2137	
		6852		11083	
TOILET AND MANICURE SETS					9086
100 U KINGDOM		1370		1690	
305 AUSTRIA		136		136	
335 GERMANY W		3760		6091	
400 U STATES		4383		5215	
		9649		13132	
TRUNKS AND VALISES					9087
100 U KINGDOM		30704		73701	
231 HONG KONG				98	
317 CZECHO S				512	
322 EGYPT		573		573	
327 FRANCE		150		150	
335 GERMANY W		1492		2953	
344 ITALY		75		75	
347 JAPAN		51		513	
354 NETHRLNDS		6802		6802	
375 SWEDEN		686		5119	
400 U STATES		139470		302130	
		180003		392626	
UMBRELLAS PARASOLS SUNSHADES					9088
100 U KINGDOM		2246		2912	

IMPORTS INTO CANADA FOR CONSUMPTION

145

Articles and Countries from which Imported	MONTH OF MARCH 1956		THREE MONTHS ENDED MARCH 1956		Class Number
	Quantities	Values (\$)	Quantities	Values (\$)	
231 HONG KONG		105		1390	
344 ITALY		231		360	
347 JAPAN		10293		30149	
376 SWITZRLND				138	
400 U STATES		13477		23900	
WINDOW SHADE OR BLIND ROLLERS		26352		58849	9090
375 SWEDEN				2438	
400 U STATES		473		7470	
REFRIGERATOR PARTS		473		9908	9091
100 U KINGDOM		97090		295059	
318 DENMARK				1779	
400 U STATES		2010427		5428993	
HOME OR FARM FREEZERS ELECTRIC		2107517		5725831	9092
400 U STATES	NO				
	5714	1031846	14175	2634198	
MINERAL MEDICINAL AERATED WATER		5714		14175	9103
400 U STATES				2634198	
		1717		5548	
ACCORIONS CONCERTINAS MELODEONS		1717		5548	9110
NO					
100 U KINGDOM			7	367	
318 DENMARK			1	80	
335 GERMANY W	1344	21229	2465	53256	
344 ITALY	573	28305	2097	105047	
359 NORWAY			1	160	
376 SWITZRLND	46	833	244	3420	
390 GERMANY E			457	3559	
400 U STATES	33	3431	197	15151	
	1996	53798	5469	181040	
BRASS BAND INSTRUMENTS					9111
100 U KINGDOM		15964		49235	
216 PAKISTAN				75	
306 BELGIUM				207	
317 CZECHO S		2025		13102	
327 FRANCE		3979		17614	
335 GERMANY W		4275		6669	
344 ITALY		763		4691	
354 NETHRLNDS		329		1539	
390 GERMANY E				97	
400 U STATES		19228		65703	
HARPS		46563		158937	9113
NO					
354 NETHRLNDS			2	328	
400 U STATES	1	3509	6	5055	9114
CABINET ORGANS					
NO	1	3509	8	5383	
335 GERMANY W	1	196	2	359	
400 U STATES	4	800	21	3120	9115
PIPE ORGANS					
NO	5	996	23	3479	
ORGAN PARTS N O P					9116
100 U KINGDOM		507		8008	
335 GERMANY W		108		281	
400 U STATES		13702		32709	
PIANOS		14317		40998	9117
NO					
100 U KINGDOM	9	2453	55	17054	
318 DENMARK	5	1793	5	1793	
335 GERMANY W			1	254	
400 U STATES	83	34104	214	81468	
PIANO PARTS N O P		38350		100569	9118
100 U KINGDOM		897		9695	
400 U STATES		4534		19619	
		5431		29314	
PIANO AND ORGAN PARTS FOR MFR					9119
100 U KINGDOM		4325		8738	
335 GERMANY W				395	
400 U STATES		8698		19686	
		13023		28819	9120
PHONOGRAPHS GRAMOPHONES N O P					
100 U KINGDOM		7182		18435	
231 HONG KONG				276	
335 GERMANY W		16238		27796	
347 JAPAN				170	
354 NETHRLNDS		4006		15689	
376 SWITZRLND		643		643	
400 U STATES		46854		149907	
		74923		212916	
PHONOGRAPH RECORDS					
NO					
100 U KINGDOM	32159	33857	88608	92394	
231 HONG KONG	899	401	2594	1235	
234 AUSTRALIA	72	123	196	589	
317 CZECHO S	422	152	1048	330	
326 FINLAND			1005	673	
327 FRANCE	12410	14077	25796	28465	
335 GERMANY W	7873	4475	17609	11311	
340 HUNGARY			813	328	
344 ITALY			1191	397	
347 JAPAN	1475	605	1625	731	
354 NETHRLNDS	1000	386	2287	1626	
359 NORWAY			150	119	
376 SWITZRLND			5163	2718	

IMPORTS INTO CANADA FOR CONSUMPTION

Articles and Countries from which Imported	MONTH OF MARCH 1956		THREE MONTHS ENDED MARCH 1956		Class Number
	Quantities	Values (\$)	Quantities	Values (\$)	
380 USSR			658	322	
388 YUGO SLAV			560	311	
400 U STATES	24 420.9	11 300.0	8 489.97	32 098.3	
	30 051.9	16 707.6	9 983.00	46 253.2	
OTHER MUSICAL INSTRUMENTS					9 122
100 U KINGDOM		796		5081	
231 HONG KONG				60	
317 CZECHO S				262	
327 FRANCE		2186		8195	
335 GERMANY W		10 405		28 063	
344 ITALY		122		1 459	
347 JAPAN		233		3 788	
352 MEXICO				803	
354 NETHRLNDS				128	
376 SWITZRLND		5 303		7 599	
390 GERMANY E		1 188		6 151	
400 U STATES		12 428.5		37 165.2	
		14 451.8		43 324.1	
MUSICAL INSTRUMENT STRINGS					9 123
100 U KINGDOM		184		636	
305 AUSTRIA				307	
335 GERMANY W		710		2 013	
400 U STATES		7 080		19 431	
		7 974		22 367	
PHONOGRAPHS COIN OPERATED	NO				9 124
400 U STATES	170	10 215.8	363	21 378.5	
	170	10 215.8	363	21 378.5	
PHOTOFLASH LAMPS	NO				9 127
354 NETHRLNDS			15 650.0	3 101	
400 U STATES	42 885.6	2 150.2	11 005.07	5 573.1	
	42 885.6	2 150.2	12 570.07	5 883.2	
PHOTOGRAPHIC ACCESSORIES PARTS					9 128
100 U KINGDOM		2 398		2 398	
305 AUSTRIA		320		756	
327 FRANCE		856		2 856	
335 GERMANY W		22 788		86 643	
344 ITALY				1 129	
347 JAPAN		12 653		35 795	
354 NETHRLNDS		213		213	
375 SWEDEN		247		436	
376 SWITZRLND		757		3 457	
400 U STATES		4 422.65		98 953.0	
		4 624.97		112 321.3	
THERMOMETERS					9 129
100 U KINGDOM		8 251		20 943	
318 DENMARK		995		1 116	
327 FRANCE		775		1 163	
335 GERMANY W		2858		6 872	
347 JAPAN		1 817		5 503	
354 NETHRLNDS		221		221	
376 SWITZRLND				98	
400 U STATES		8 100.7		23 919.5	
		9 592.4		27 511.1	
APPARATUS X RAY					9 130
100 U KINGDOM		6 252		15 009	
305 AUSTRIA		429		429	
318 DENMARK		2845		6 747	
335 GERMANY W		14 229		25 185	
344 ITALY				3 373	
354 NETHRLNDS		5 368		16 785	
375 SWEDEN		1 764		7 609	
400 U STATES		3 089.3		7 214.99	
		3 398.70		7 966.36	
ARTIFICIAL LARYNX					9 131
BOTANICAL SPECIMENS					9 132
100 U KINGDOM		252		866	
400 U STATES		1 670		5 719	
		1 922		6 585	
OLD COINS STAMPS TROPHIES					9 133
100 U KINGDOM		2 261		4 096	
211 NIGERIA		50		50	
231 HONG KONG				4 634	
234 AUSTRALIA				190	
318 DENMARK				53	
352 MEXICO		1 000		1 000	
389 IRELAND		190		434	
400 U STATES		11 101		32 619	
		14 602		43 076	
CAMERAS AND CAMERA PARTS N O P					9 134
100 U KINGDOM		1 389		10 321	
205 RHOD NYAS		330		330	
231 HONG KONG		60		160	
305 AUSTRIA		4 717		12 676	
317 CZECHO S		2 139		4 218	
326 FINLAND				5 000	
327 FRANCE		75		3 553	
335 GERMANY W		10 925.9		31 837.3	
344 ITALY		520		5 309	
347 JAPAN		16 408		55 595	
354 NETHRLNDS		99		182	
357 NETH ANT				160	
375 SWEDEN		183		984	
376 SWITZRLND		19 775		27 868	
389 IRELAND				149	

IMPORTS INTO CANADA FOR CONSUMPTION

147

Articles and Countries from which Imported	MONTH OF MARCH 1956		THREE MONTHS ENDED MARCH 1956		Class Number
	Quantities	Values (\$)	Quantities	Values (\$)	
390 GERMANY E		3527		20427	
400 U STATES		246872		690331	
CAMERA PARTS UNFINISHED		405353		1155636	9135
400 U STATES		18314		56608	
CAMERA LENSES AND SHUTTERS		18314		56608	9136
327 FRANCE		1864		1864	
335 GERMANY W		1626		10251	
400 U STATES		38328		80246	
COLLECTIONS OF ANTIQUITIES		41818		92361	9137
100 U KINGDOM		15674		70095	
231 HONG KONG		91		299	
305 AUSTRIA				72	
313 CHINA				431	
322 EGYPT				167	
327 FRANCE		138		338	
344 ITALY		170		753	
376 SWITZRLND				116	
389 IRELAND		3301		3301	
400 U STATES		26810		112470	
CYCLOMETERS AND SPEEDOMETERS		46184		188042	9138
100 U KINGDOM		1122		6386	
335 GERMANY W		354		1904	
354 NETHRLNDS				270	
376 SWITZRLND				2688	
400 U STATES		13332		32609	
GLOBES GEOGRAPHICAL		14808		43857	9139
100 U KINGDOM		116		1236	
335 GERMANY W		646		1136	
347 JAPAN				398	
400 U STATES		7163		22586	
MODELS OF INVENTIONS		7925		25356	9140
100 U KINGDOM				140	
354 NETHRLNDS		627		627	
400 U STATES		33747		69764	
APPARATUS FOR INSTITUTIONS		34374		70531	9141
100 U KINGDOM		56394		288738	
305 AUSTRIA				1063	
306 BELGIUM				100	
318 DENMARK		630		630	
327 FRANCE		255		9997	
335 GERMANY W		1630		14925	
344 ITALY		221		221	
347 JAPAN				851	
354 NETHRLNDS		360		4750	
375 SWEDEN				432	
376 SWITZRLND		579		2210	
400 U STATES		585039		1861230	
OPERATING ROOM EQUIPMENT		645108		2185147	9142
100 U KINGDOM		6483		10561	
335 GERMANY W		95		1921	
347 JAPAN				2843	
376 SWITZRLND				1971	
400 U STATES		317594		1005236	
DENTAL INSTRUMENTS		324172		1022532	9143
100 U KINGDOM		5054		34432	
305 AUSTRIA		2891		7646	
317 CZECHO S		106		106	
335 GERMANY W		19969		61622	
344 ITALY				379	
347 JAPAN		328		3608	
354 NETHRLNDS		151		151	
375 SWEDEN		125		202	
376 SWITZRLND		251		2559	
400 U STATES		105771		308587	
SURGICAL TROSSES AND SUPPORTS		134646		419292	9144
400 U STATES		300		459	
ARTICLES FOR THE BLIND		300		459	9145
376 SWITZRLND				840	
400 U STATES		646		2367	
OPTICAL AND PHILOSOPHICAL INST		646		3207	9146
100 U KINGDOM		40887		89482	
306 BELGIUM				1789	
327 FRANCE		1757		4508	
335 GERMANY W		16595		38821	
344 ITALY		332		486	
347 JAPAN		29212		108429	
354 NETHRLNDS				111	
375 SWEDEN		304		1818	
376 SWITZRLND		1188		3574	
390 GERMANY E				240	
400 U STATES		360428		865384	
EDUCATIONAL FILMS		450703		1114642	9148
100 U KINGDOM		323		4421	

IMPORTS INTO CANADA FOR CONSUMPTION

Articles and Countries from which Imported	MONTH OF MARCH 1956		THREE MONTHS ENDED MARCH 1956		Class Number
	Quantities	Values (\$)	Quantities	Values (\$)	
234 AUSTRALIA		250		250	
306 BELGIUM				236	
327 FRANCE		954		2477	
376 SWITZRLND		112		112	
400 U STATES		79133		241531	
CINEMATOGRAPH CAMERAS		80772		249027	
100 U KINGDOM		106		106	9149
335 GERMANY W		91		91	
400 U STATES		10255		27274	
SURGICAL INSTRUMENTS		10452		27471	
100 U KINGDOM		15628		67940	9150
318 DENMARK				107	
327 FRANCE		688		4985	
335 GERMANY W		12349		59292	
344 ITALY				114	
347 JAPAN		4007		16371	
352 MEXICO				4022	
354 NETHRLNDS		830		1588	
359 NORWAY		52		52	
375 SWEDEN		3545		5908	
376 SWITZRLND		106		621	
390 GERMANY E		234		234	
400 U STATES		418562		1187718	
RACING SHELLS OR OARS		456001		1348952	
100 U KINGDOM	NO				9151
BOATS OPEN PLEASURE		411		411	
100 U KINGDOM	NO				9152
236 NEW ZEAL	12	2966	23	4527	
318 DENMARK	4	1665	5	100	
327 FRANCE			1	3765	
335 GERMANY W			1	170	
347 JAPAN	2	540	2	227	
359 NORWAY	4	448	4	540	
400 U STATES	38	12164	106	448	
LAUNCHES PLEASURE MOTIVE POWER	60	17783	143	29208	
100 U KINGDOM	NO			38985	9153
400 U STATES	3	3891	4	6273	
MATERIALS EXWHOUSE FOR VESSELS	21	45869	42	83903	
SHIPS AND VESSELS REPAIRS ON	24	49760	46	90176	
400 U STATES					9154
SHIPS FOREIGN BUILT COASTAL					9155
NO					9156
VESSELS FOREIGN BUILT N O P					9157
100 U KINGDOM		14325		46686	
327 FRANCE				514	
400 U STATES		21963		38808	
BUGGIES CUTTERS VEHICLES N O P		36288		86008	
100 U KINGDOM	NO				9162
400 U STATES	12	347	12	347	
CHILDRENS CARRIAGES AND PARTS	216	16480	931	69308	
100 U KINGDOM	228	16827	943	69655	
354 NETHRLNDS	NO				9163
400 U STATES	11	330	68	1576	
CHILDRENS SLEDS VEHICLES N O P	131	2684	139	2915	
100 U KINGDOM	105	1127	276	2423	
327 FRANCE	247	4141	483	6914	
354 NETHRLNDS					9164
389 IRELAND		410		922	
400 U STATES		78		78	
SLEIGHS N O P AND PARTS		202		1051	
100 U KINGDOM		40850		202	
WAGONS AND SLEDS FARM AND PTS		41540		109558	
400 U STATES	NO			111811	9165
WAGONS FREIGHT DRAYS AND PARTS					9166
400 U STATES	NO				9167
WHEELBARROWS HAND TRUCKS CARTS					9168
100 U KINGDOM	215	26123	580	90718	
335 GERMANY W	215	26123	580	90718	
354 NETHRLNDS	NO				9169
359 NORWAY	2	172	10	2787	
400 U STATES	2	172	10	2787	
TRUCKS AND CARS N O P					9170
400 U STATES	175	2651	306	10088	
TRAILERS FOR MOTOR VEHICLES	6	159	6	159	
100 U KINGDOM	1	235	1	235	
400 U STATES	8658	116908	20763	279207	
AIRCRAFT NOT OVER 1500 LB WT	8840	119953	21089	291971	
400 U STATES		10928		22469	9171
		10928		22469	
	NO				9171
	3	569	4	1248	
	450	612376	1216	1800433	
	453	612945	1220	1801681	
	NO				9171
	15	74406	39	155294	
	15	74406	39	155294	

IMPORTS INTO CANADA FOR CONSUMPTION

149

Articles and Countries from which Imported	MONTH OF MARCH 1956		THREE MONTHS ENDED MARCH 1956		Class Number
	Quantities	Values (\$)	Quantities	Values (\$)	
AIRCRAFT 1501 TO 3000 LB WT 400 U STATES	NO				9172
	4	27615	28	384194	
	4	27615	28	384194	
AIRCRAFT 3001 TO 7500 LB WT 400 U STATES	NO				9173
	7	1040340	11	1441830	
	7	1040340	11	1441830	
AIRCRAFT OVER 7500 LB WEIGHT 100 U KINGDOM 400 U STATES	NO				9174
	17	2914495	1	682448	
	17	2914495	29	4439591	
				5122039	
AIRCRAFT PTS EXCLUDING ENG PTS 100 U KINGDOM 203 B E AFR 207 UN SO AFR 231 HONG KONG 327 FRANCE 335 GERMANY W 347 JAPAN 354 NETHRLNDS 375 SWEDEN 376 SWITZRLND 381 ALASKA 400 U STATES		285647 756 700 236 1155 1690 498		891730 756 700 481 10511 3335 3166 15000 416 121 500	9175
		6242531		20039569	
		6532513		20966285	
PAINTINGS UNDER 20 DOLLARS 100 U KINGDOM 305 AUSTRIA 306 BELGIUM 313 CHINA 318 DENMARK 327 FRANCE 340 HUNGARY 344 ITALY 347 JAPAN 354 NETHRLNDS 360 ISRAEL 372 SPAIN 400 U STATES	NO				9181
	75	943	123	1315	
	30	236	74	542	
	150	305	150	305	
			12	70	
	35	105	102	533	
			6	103	
	34	176	71	613	
			100	429	
			20	154	
			12	72	
	3	50	3	50	
			43	203	
	67	633	94	886	
	394	2448	810	5275	
PAINTINGS 20 DOLLARS OR OVER 100 U KINGDOM 224 JAMAICA 231 HONG KONG 234 AUSTRALIA 304 ARGENTINA 305 AUSTRIA 318 DENMARK 327 FRANCE 335 GERMANY W 338 HAITI 340 HUNGARY 344 ITALY 352 MEXICO 354 NETHRLNDS 376 SWITZRLND 400 U STATES		40571		61570	9182
				120	
				123	
		84		84	
				65	
		1567		3574	
		2994		5530	
		15606		27833	
				514	
		150		570	
		712		862	
		5128		7228	
				2180	
		67631		72202	
		580		580	
		131324		447107	
		266347		630142	
STATUES AND STATUETTES N O P 100 U KINGDOM 203 B E AFR 215 INDIA 217 CEYLON 231 HONG KONG 305 AUSTRIA 313 CHINA 327 FRANCE 335 GERMANY W 344 ITALY 347 JAPAN 390 GERMANY E 400 U STATES		1505		7466	9183
				238	
				1586	
		555		1030	
		289		766	
		875		928	
				1429	
		53		121	
		260		2715	
		883		1718	
		7935		15568	
				865	
		5115		18213	
		17470		52643	
PORCELAIN STATUES STATUETTES 100 U KINGDOM 231 HONG KONG 317 CZECHO S 318 DENMARK 327 FRANCE 335 GERMANY W 344 ITALY 347 JAPAN 400 U STATES		34714		104970	9184
		87		418	
				52	
		316		600	
				177	
		10214		28812	
				153	
		23922		92478	
		10072		18680	
		79325		246340	
SCULPTURES CANADIAN MODELS 344 ITALY 400 U STATES				220	9185
				184	
				404	
MATERIAL FOR HARD METAL COMPOS 100 U KINGDOM 400 U STATES		2589		8159	9187
		75811		221317	
		78400		229476	
MATERIAL FOR FISHING EQUIPMENT 335 GERMANY W				2618	9189
				2618	
MATERIALS FOR CYANIDE MFR 400 U STATES		413		2452	9190
		413		2452	

IMPORTS INTO CANADA FOR CONSUMPTION

Articles and Countries from which imported	MONTH OF MARCH 1956		THREE MONTHS ENDED MARCH 1956		Class Number
	Quantities	Values (\$)	Quantities	Values (\$)	
ARTICLES FOR FERTILIZER MFR					9191
100 U KINGDOM		178		178	
327 FRANCE				21094	
376 SWITZRLND		269		269	
400 U STATES		362054		746067	
		362501		767608	
ARTICLES FOR GOVERNOR GENERAL					9192
100 U KINGDOM		318		318	
360 ISRAEL		416		416	
		734		734	
ARTICLES FOR CONSULS					9193
100 U KINGDOM		4609		27815	
207 UN SO AFR		150		2787	
234 AUSTRALIA				232	
304 ARGENTINA				276	
305 AUSTRIA		95		295	
306 BELGIUM		168		348	
312 CHILE				200	
313 CHINA		500		500	
316 CUBA				125	
317 CZECHOS		1367		1717	
318 DENMARK		150		895	
322 EGYPT		3000		3000	
327 FRANCE		6498		11583	
335 GERMANY W		600		9574	
338 HAITI		78		199	
344 ITALY				392	
347 JAPAN				370	
354 NETHRLNDS		323		3149	
359 NORWAY		116		174	
360 ISRAEL		100		100	
363 PERU				4000	
365 POLAND		100		1269	
366 PORTUGAL				159	
372 SPAIN		230		592	
375 SWEDEN				161	
376 SWITZRLND		131		3468	
380 USSR		900		900	
387 VENEZUELA		117		3237	
400 U STATES		46761		135796	
		65993		213313	
CANADIAN GOODS RETURNED					9195
100 U KINGDOM		40956		74078	
207 UN SO AFR				150	
215 INDIA				24150	
216 PAKISTAN				998	
218 MALAYA				1500	
220 BERMUDA		1043		173P	
221 B GUIANA		300		710	
224 JAMAICA		316		2526	
225 TRINIDAD		114		1062	
227 BAHAMAS		1865		1865	
231 HONG KONG		2803		2803	
234 AUSTRALIA				1861	
236 NEW ZEAL				6555	
305 AUSTRIA				1002	
306 BELGIUM		448		4172	
309 BRAZIL				100	
316 CUBA				1047	
318 DENMARK				104	
327 FRANCE				8478	
334 ST PIERRE		229		537	
335 GERMANY W		217		5898	
336 GREECE		3000		4926	
338 HAITI		3088		3177	
339 HONDURAS				495	
341 ICELAND				100	
344 ITALY				72	
352 MEXICO		175		175	
354 NETHRLNDS		647		3335	
359 NORWAY				100	
371 THAILAND				9000	
375 SWEDEN		300		300	
376 SWITZRLND				579	
381 ALASKA				4080	
383 HAWAII				715	
387 VENEZUELA		160		160	
392 SYRIA		180		180	
400 U STATES		628352		2268049	
		684193		2436777	
ARMS ETC BRITISH OR NATO CTYS					9196
100 U KINGDOM		56630		402985	
305 AUSTRIA		172		172	
306 BELGIUM				5375	
316 CUBA				95	
318 DENMARK		2448		4406	
321 ECUADOR				200	
327 FRANCE		16040		25746	
335 GERMANY W		18377		90130	
344 ITALY		98		674	
354 NETHRLNDS		120		120	
359 NORWAY		15000		22000	
371 THAILAND				10891	
372 SPAIN		1344		1344	
375 SWEDEN				1853	
376 SWITZRLND		1686		9727	

IMPORTS INTO CANADA FOR CONSUMPTION

151

Articles and Countries from which Imported	MONTH OF MARCH 1956		THREE MONTHS ENDED MARCH 1956		Class Number
	Quantities	Values (\$)	Quantities	Values (\$)	
381 ALASKA		12950		68725	
400 U STATES		2305870		5426592	
EXWAREHOUSED SHIPS STORES NOP		2430735		6071035	9197
100 U KINGDOM		1192		5622	
221 B GUIANA		323		397	
223 BARBADOS		79		158	
327 FRANCE		270		1368	
354 NETHRLNDS				52	
400 U STATES		6031		19940	
ARTICLES EXHOUSE FOR EXCISE		7895		27537	9198
BATTERY JARS GLASS OR RUBBER					9199
100 U KINGDOM				8414	
335 GERMANY W				846	
376 SWITZRLND				442	
400 U STATES		121790		358227	
CASUAL DONATIONS		121790		367929	9201
100 U KINGDOM		50		108	
220 BERMUDA		136		136	
224 JAMAICA				100	
335 GERMANY W				131	
354 NETHRLNDS				17	
400 U STATES		20907		92430	
CORSET CLASPS STEELS WIRES		21093		92922	9202
100 U KINGDOM				2150	
400 U STATES		1361		3417	
FEATHERS FLOWERS ART FOR HATS		1361		5567	9204
317 CZECHO S		1232		3362	
327 FRANCE		3108		8138	
335 GERMANY W		3584		13100	
344 ITALY				797	
347 JAPAN		12814		32474	
376 SWITZRLND		848		1191	
390 GERMANY E		2324		11677	
400 U STATES		12022		51908	
LIFEBOATS LIFESAVING APPARATUS		35932		122647	9205
INTERNATIONAL BRIDGE MATERIAL					9206
MINERS RESCUE APPLIANCES					9207
100 U KINGDOM		1665		4466	
335 GERMANY W		4170		4170	
400 U STATES		165365		451407	
MATERIALS FOR TEXTILE PRINTING		171200		460043	9208
100 U KINGDOM		703		4665	
400 U STATES		12294		51527	
SALTS OF THORIUM OR CERIUM		12997		56192	9209
400 U STATES				12000	
SPURS AND STILTS				12000	9210
400 U STATES				4664	
VACCINE AND PLASMA CONTAINERS				4664	9212
400 U STATES		12146		53778	
GOODS FREE BY ORDER IN COUNCIL		12146		53778	9213
100 U KINGDOM				16905	
327 FRANCE				4573	
335 GERMANY W				1400	
400 U STATES		2466		8126	
ARTICLES FOR MFR TOBACCO PIPES		2466		31004	9214
400 U STATES		2875		5350	
SAFETY GLASS SHEET ADHESIVES		2875		5350	9215
400 U STATES		179255		408804	
TOURIST PURCHASES DUTY FREE		179255		408804	9228
100 U KINGDOM		55611		159892	
202 ADEN		23		23	
207 UN SD AFR				20	
215 INDIA		72		441	
218 MALAYA				20	
220 BERMUDA		15416		37911	
221 B GUIANA		41		41	
222 B HONO		1495		2766	
223 BARBAOOS		5212		8678	
224 JAMAICA		4775		7188	
225 TRINIOAD		2408		3599	
227 BAHAMAS		2981		9351	
230 GIBRALTAR		21		701	
231 HONG KONG		173		565	
234 AUSTRALIA		256		1238	
236 NEW ZEAL		128		197	
304 ARGENTINA		97		303	
305 AUSTRIA		828		1209	
306 BELGIUM		368		953	
308 BOLIVIA		54		54	

IMPORTS INTO CANADA FOR CONSUMPTION

Articles and Countries from which Imported	MONTH OF MARCH 1956		THREE MONTHS ENDED MARCH 1956		Class Number
	Quantities	Values (\$)	Quantities	Values (\$)	
309 BRAZIL		229		1043	
312 CHILE				50	
313 CHINA		57		57	
316 CUBA		527		1324	
318 DENMARK		893		1473	
319 GREENLAND		1250		1810	
322 EGYPT				39	
326 FINLAND				488	
327 FRANCE		7932		20635	
334 ST PIERRE				277	
335 GERMANY W		7065		18470	
336 GREECE		72		463	
338 HAITI		169		839	
341 ICELAND		223		357	
344 ITALY		3836		8676	
347 JAPAN		1527		2858	
352 MEXICO		12904		30654	
354 NETHRLNDS		4038		8943	
357 NETH ANT		95		149	
359 NORWAY		194		513	
360 ISRAEL		110		170	
361 PANAMA				139	
363 PERU				273	
366 PORTUGAL		15		15	
367 AZORES		691		691	
372 SPAIN		276		960	
375 SWEDEN		148		847	
376 SWITZRLND		1938		3769	
379 TURKEY				13	
380 USSR		100		100	
383 HAWAII		11188		30257	
387 VENEZUELA		100		250	
389 IRELAND		1168		2457	
392 SYRIA				63	
400 U STATES		4195551		9148551	
		4342255		9522823	
CARTRIDGES SHOT GUN SHELLS					9237
305 AUSTRIA				254	
400 U STATES		663		789	
		663		1043	
DEXTROSE SOLUTIONS THERAPEUTIC					9238
400 U STATES		27182		84588	
		27182		84588	
METALLIC CARTRIDGES AMMUNITION					9239
100 U KINGDOM		334		5056	
335 GERMANY W		131		131	
375 SWEDEN		1341		1341	
376 SWITZRLND				499	
400 U STATES		3796		11408	
		5602		18435	
BLACKBOARDS OF SLATE OR PAPER					9240
344 ITALY		1360		2222	
366 PORTUGAL		531		531	
400 U STATES		35178		91126	
		37069		93879	
PRESENTATIONS FOR LIFE SAVING					9241
400 U STATES				492	
				492	
BIOLOGICAL PRODUCTS N O P					9242
100 U KINGDOM		4160		7695	
376 SWITZRLND				76	
381 ALASKA		50		50	
400 U STATES		108208		429088	
		112418		436909	
BASKETS OF ALL KINDS N O P					9243
100 U KINGDOM		386		616	
231 HONG KONG		73		2804	
305 AUSTRIA		154		154	
306 BELGIUM		1529		4989	
317 CZECHO S		974		3368	
318 DENMARK				188	
335 GERMANY W		55		651	
344 ITALY		86		458	
347 JAPAN		3109		25188	
352 MEXICO		120		120	
365 POLAND				7525	
367 AZORES				1461	
388 YUGO SLAV				468	
400 U STATES		15133		30610	
		21619		78600	
COMMUNION SETS CHURCH ARTICLES					9244
100 U KINGDOM		1755		6154	
231 HONG KONG		1689		4114	
305 AUSTRIA				724	
306 BELGIUM		795		1324	
317 CZECHO S				4758	
327 FRANCE		12734		50711	
335 GERMANY W		5429		15306	
344 ITALY		19509		69450	
347 JAPAN		8335		45336	
354 NETHRLNDS		149		323	
360 ISRAEL		137		2104	
366 PORTUGAL		50		50	
372 SPAIN				1274	
389 IRELAND		795		1989	
400 U STATES		55159		130317	
		106536		333934	

IMPORTS INTO CANADA FOR CONSUMPTION

153

Articles and Countries from which Imported	MONTH OF MARCH 1956		THREE MONTHS ENDED MARCH 1956		Class Number	
	Quantities	Values (\$)	Quantities	Values (\$)		
CARTRIDGE CASES GUN WADS CAPS					9246	
100 U KINGDOM		6567		10049		
359 NORWAY		1246		1246		
375 SWEDEN		165		165		
400 U STATES		1198		5851		
		9176		17311		
CARTRIDGES AMMUNITION N O P					9247	
100 U KINGDOM		258646		1035027		
335 GERMANY W		195		302		
359 NORWAY		4000		4000		
400 U STATES		35143		122390		
		297984		1161719		
DAMAGED GOODS N O P					9248	
ELECTRICAL ENERGY	KWH				9249	
400 U STATES	1176338	15771	16385045	97188		
	1176338	15771	16385045	97188		
ICE					9251	
400 U STATES				1946		
				1946		
INCUBATORS BROODERS AND PARTS	NO				9252	
100 U KINGDOM			1	54		
400 U STATES	5078	126645	13090	401247		
	5078	126645	13091	401301		
IRON SAND PRESSURE BLASTING					9253	
100 U KINGDOM		5697		7304		
400 U STATES		64204		179378		
		69901		186682		
BALL POINT PENS AND PARTS					9254	
100 U KINGDOM		84		221		
327 FRANCE		1001		1001		
335 GERMANY W		70		1651		
347 JAPAN		644		2888		
400 U STATES		138400		352893		
		140199		358654		
ALABASTER SPAR AMBER ORNAMENTS						9255
100 U KINGDOM		12448		21871		
203 B E AFR		91		91		
215 INDIA				67		
231 HONG KONG				184		
305 AUSTRIA		543		639		
306 BELGIUM		63		63		
318 DENMARK				277		
327 FRANCE		515		748		
335 GERMANY W		248		4341		
344 ITALY		1545		2509		
347 JAPAN		8383		46876		
354 NETHRLNDS		75		176		
365 POLAND		140		140		
366 PORTUGAL				417		
372 SPAIN		110		110		
376 SWITZRLND				185		
390 GERMANY E				714		
400 U STATES		20699		47548		
		44860		126956		
MACHINE CARD CLOTHING					9256	
100 U KINGDOM		24152		36851		
306 BELGIUM		261		261		
400 U STATES		5301		33527		
		29714		70639		
PENCILS LEAD NON PROPELLING	GROSS				9257	
100 U KINGDOM	240	882	1364	3906		
317 CZECHO S			1517	2008		
327 FRANCE			50	130		
335 GERMANY W	1325	3489	2880	7592		
344 ITALY	75	206	75	206		
347 JAPAN	425	895	2340	4054		
400 U STATES	1135	5198	4113	15231		
	3200	10670	12339	33127		
PENCILS LEAD N O P					9258	
100 U KINGDOM		150		1878		
335 GERMANY W		1824		7417		
344 ITALY				119		
347 JAPAN		126		702		
376 SWITZRLND				252		
400 U STATES		10296		35019		
		12396		45387		
PENS FOUNTAIN EXCPT BALL POINT					9259	
100 U KINGDOM		210		529		
335 GERMANY W		173		3124		
344 ITALY				1044		
347 JAPAN				74		
400 U STATES		14315		24244		
		14698		29015		
PENS N O P PENHOLDERS RULERS					9260	
100 U KINGDOM		4296		12328		
335 GERMANY W		598		1124		
344 ITALY				529		
347 JAPAN				147		
376 SWITZRLND		122		122		
400 U STATES		16303		48480		
		21319		62730		
PRECIOUS STONES NOT MOUNTED					9262	
100 U KINGDOM		27197		60086		
215 INDIA		5620		5620		
217 CEYLON				330		

IMPORTS INTO CANADA FOR CONSUMPTION

Articles and Countries from which Imported	MONTH OF MARCH 1956		THREE MONTHS ENDED MARCH 1956		Class Number
	Quantities	Values (\$)	Quantities	Values (\$)	
231 HONG KONG				446	
234 AUSTRALIA		443		906	
305 AUSTRIA		17590		59556	
309 BRAZIL				278	
314 COLOMBIA				429	
317 CZECHO S		4316		28744	
327 FRANCE		23769		28303	
335 GERMANY W		27529		60685	
344 ITALY		2813		4570	
347 JAPAN		54970		112892	
352 MEXICO		1220		8993	
371 THAILAND				1926	
376 SWITZRLND		21208		25636	
400 U STATES		36742		141390	
		223417		540690	
PULLEYS BELT POWER TRANS NOP					9263
100 U KINGDOM		512		5942	
335 GERMANY W		458		1064	
354 NETHRLNDS				513	
400 U STATES		90198		240618	
		91168		248137	
SETTLERS EFFECTS					9264
100 U KINGDOM		170446		470287	
203 B E AFR		500		1100	
205 RHOD NYAS		1120		1120	
207 UN SO AFR		3110		12179	
208 BSA OTHER		175		1649	
215 INDIA				6900	
216 PAKISTAN		2193		2688	
218 MALAYA		250		250	
220 BERMUDA		5650		6767	
221 B GUIANA				175	
224 JAMAICA				9740	
225 TRINIDAD				1390	
231 HONG KONG		470		10340	
232 MALTA				3100	
234 AUSTRALIA		3665		9355	
236 NEW ZEAL		17318		18973	
304 ARGENTINA		450		1350	
305 AUSTRIA		5539		10610	
306 BELGIUM		200		22832	
308 BOLIVIA				650	
309 BRAZIL		1400		3320	
313 CHINA				1900	
314 COLOMBIA				1000	
316 CUBA				1000	
317 CZECHO S				915	
318 DENMARK		8527		15639	
320 DOM REP				300	
322 EGYPT				550	
326 FINLAND		1100		4320	
327 FRANCE		7019		30655	
335 GERMANY W		63919		172345	
336 GREECE				2085	
338 HAITI		55		55	
340 HUNGARY				1250	
343 IRAQ				350	
344 ITALY		13760		25000	
347 JAPAN		1700		8307	
350 LIBERIA		423		423	
352 MEXICO		6060		6060	
353 MOROCCO				3000	
354 NETHRLNDS		149815		291902	
355 INDONESIA				1200	
357 NETH ANT				7150	
359 NORWAY		3447		6127	
360 ISRAEL		7070		9170	
363 PERU		1000		1000	
364 PHIL		1000		1000	
365 POLAND				560	
366 PORTUGAL		150		1283	
372 SPAIN		150		3150	
374 SPAN AFR				400	
375 SWEDEN		2200		6450	
376 SWITZRLND		4800		24198	
380 USSR				270	
381 ALASKA		1374		2202	
383 HAWAII				475	
387 VENEZUELA		3650		5071	
388 YUGO SLAV				500	
389 IRELAND		675		2950	
391 LEBANON		65		1165	
392 SYRIA				75	
400 U STATES		1313683		3855482	
		1804128		5091709	
SHOW CASES AND METAL PARTS					9265
100 U KINGDOM		105		308	
335 GERMANY W		1023		1104	
347 JAPAN		292		292	
400 U STATES		34256		81989	
		35676		83693	
SIGNS LETTERS OTHER THAN PAPER					9266
100 U KINGDOM		1929		5465	
335 GERMANY W		260		426	
344 ITALY		288		288	

IMPORTS INTO CANADA FOR CONSUMPTION

Articles and Countries from which Imported	MONTH OF MARCH 1956		THREE MONTHS ENDED MARCH 1956		Class Number
	Quantities	Values (\$)	Quantities	Values (\$)	
354 NETHRLNDS				333	
375 SWEDEN		248		521	
376 SWITZRLND				105	
400 U STATES		71272		181533	
MEASURING RULES AND TAPES		73997		188671	
100 U KINGDOM		7288		26751	9267
335 GERMANY W		2922		17660	
347 JAPAN		50		717	
354 NETHRLNDS				359	
376 SWITZRLND				232	
400 U STATES		46529		160688	
WASTE AND JUNK N O P		56789		206407	
100 U KINGDOM	CWT				9269
400 U STATES		472	137	472	
		31201		25966	
		31338		26438	
WAX VEGETABLE AND MINERAL NOP	LB				9270
309 BRAZIL		141159	763385	509058	
352 MEXICO		5357	24723	12276	
400 U STATES		8929	95266	41272	
		206041	883374	562606	
WAX AND MANUFACTURES N O P					9271
100 U KINGDOM		308		1332	
335 GERMANY W				100	
344 ITALY				974	
400 U STATES		31680		105615	
		31988		108021	
WHIPS AND PARTS					9272
100 U KINGDOM				77	
400 U STATES		416		1535	
		416		1612	
WINDOW CORNICES CORNICE POLES					9273
354 NETHRLNDS				519	
				519	
UNENUMERATED ARTICLES					9274
SHIPMENTS UNDER 50 DOLLARS					9275
100 U KINGDOM		87704		198215	
203 B E AFR				50	
207 UN SO AFR		137		232	
210 G COAST		10		10	
211 NIGERIA				10	
215 INDIA		402		1043	
216 PAKISTAN		77		77	
217 CEYLON		10		10	
220 BERMUDA		36		76	
221 B GUIANA				42	
223 BARBADOS		15		56	
224 JAMAICA		19		114	
225 TRINIDAD		8		54	
227 BAHAMAS		39		69	
231 HONG KONG		4885		13749	
232 MALTA		7		7	
234 AUSTRALIA		136		923	
236 NEW ZEAL		13		83	
304 ARGENTINA		48		90	
305 AUSTRIA		125		714	
306 BELGIUM		597		2720	
309 BRAZIL				23	
312 CHILE		116		211	
313 CHINA		42		367	
315 C RICA				48	
316 CUBA		37		441	
317 CZECHO S		234		414	
318 DENMARK		315		1400	
321 ECUADOR		164		841	
322 EGYPT		51		188	
326 FINLAND		136		200	
327 FRANCE		10412		21888	
328 FR AFRICA		5		5	
329 INDOCHINA		36		185	
334 ST PIERRE		20		69	
335 GERMANY W		7093		23879	
336 GREECE		42		52	
337 GUATEMALA		229		370	
338 HAITI		10		16	
340 HUNGARY		35		249	
344 ITALY		1446		3959	
347 JAPAN		4171		12140	
348 KOREA		25		25	
352 MEXICO		829		1076	
353 MOROCCO		4		4	
354 NETHRLNDS		2692		8330	
357 NETH ANT		29		47	
358 NICARAGUA		3		3	
359 NORWAY		125		350	
360 ISRAEL		76		88	
363 PERU				85	
365 POLAND		35		91	
366 PORTUGAL		56		187	
367 AZORES		61		130	
371 THAILAND		25		103	
372 SPAIN		163		333	
375 SWEDEN		550		1923	
376 SWITZRLND		1997		5410	

IMPORTS INTO CANADA FOR CONSUMPTION

Articles and Countries from which Imported	MONTH OF MARCH 1956		THREE MONTHS ENDED MARCH 1956		Class Number
	Quantities	Values (\$)	Quantities	Values (\$)	
379 TURKEY				10	
380 USSR		13		343	
381 ALASKA		3757		4822	
383 HAWAII		319		359	
384 P R I C O		55		189	
388 YUGO SLAV				45	
389 IRELAND		109		153	
390 GERMANY E		18		125	
391 LEBANON				95	
392 SYRIA		20		20	
400 U STATES		3594512		10058976	
		3724335		10369611	

Value, Price and Volume Indexes of Imports for Consumption

The following table gives index numbers of the declared (statistical) value of imports for consumption by months, and of the unit value (price) and volume of these imports. The value index expresses the value of imports in a given month as a percentage of the monthly average in the base year. The price index is of the fixed-weight aggregative (Laspeyre) type, and combines unit values calculated from the monthly import statistics with specified wholesale or other price quotations. These latter quotations are used where inadequate quantity reporting or insufficiently homogeneous items in the trade statistics prevent the obtaining of sufficiently representative unit value series. The volume index is derived by dividing the value index by the corresponding price index, and is, therefore, of the currently-weighted (Paasche) type. These indexes are computed with 1948 as an interim reference base pending conversion to the Bureau's official post-war reference base (1949).

In computing the price index certain adjustments were made to the regular grouping of commodities used in the trade statistics, and all three indexes are presented on the basis of these adjusted groups. The chief adjustments are as follows: the two groups "agricultural and vegetable products" and "animals and animal products" have been combined into one group now titled "agricultural and animal products"; the sub-group "rubber and its products" (1680-1730) and the item "advertising matter" (4291) have been transferred to the "miscellaneous products" group; the item "arms, etc., British or N.A.T.O. countries" (9196) has been deducted from the "miscellaneous products" total and the grand total; three "ships" items (9155-57) have been transferred to the "iron and steel and their products" group; and a few other adjustments designed to improve group classification by component material have been made.

These indexes are currently computed from the original data for months, quarters and calendar years. Approximate indexes for other periods may be obtained by averaging the monthly values. Although such indexes will be less accurate than would result from a separate computation based on the original data, the margin of error is insufficient to necessitate a lengthy separate computation.

A complete record of these series by months for the post-war period is published in issues of Volume I of the annual report "Trade of Canada". Some additional commodity information appears in issues of the "Review of Foreign Trade". Details of the computation of the price indexes are given in D.B.S. Reference Paper, No. 8, 1950, titled "Export and Import Price Indexes by Months, July, 1945 - June, 1950 (1948 = 100)".

MONTHLY INDEX NUMBERS OF DECLARED VALUES, PRICES AND PHYSICAL VOLUME OF IMPORTS FOR CONSUMPTION, BY GROUPS


Interim base, 1948 = 100

Month	Total			Agricultural and Animal Products			Fibres and Textiles			Wood Products and Paper			
	1954	1955	1956	1954	1955	1956	1954	1955	1956	1954	1955	1956	
INDEX OF DECLARED VALUES													
1	January	127.2	139.0	183.2	107.1	127.4	132.2	84.2	104.1	126.0	196.4	212.2	278.9
2	February	132.8	139.3	183.5	110.2	124.5	137.6	89.5	100.3	126.0	214.4	238.4	313.1
3	March	160.3	168.6	210.4	130.5	134.4	137.8	108.4	121.5	125.5	248.7	263.4	319.7
4	April	157.8	172.9		146.9	147.5		95.5	116.0		213.8	241.2	
5	May	163.4	195.7		155.4	161.7		93.0	112.5		214.2	275.6	
6	June	188.7	180.6		170.7	155.0		105.0	97.8		251.3	268.7	
7	July	154.3	167.6		136.4	127.2		86.0	93.6		206.4	241.1	
8	August	151.3	191.2		138.5	146.2		99.6	117.2		230.0	294.8	
9	September	145.4	187.6		137.5	143.3		85.6	107.4		228.9	290.9	
10	October	150.8	207.1		153.4	180.1		87.9	115.7		228.8	317.5	
11	November	168.6	201.0		182.3	177.2		103.9	118.4		245.1	302.1	
12	December	152.3	175.1		158.0	162.9		102.0	101.4		225.1	259.2	
AI	Annual Index	154.4	177.1		143.9	149.0		95.1	108.8		225.3	267.1	
INDEX OF PRICES													
1	January	109.5	109.0	113.3	97.1	102.5	98.9	101.8	98.3	93.0	118.0	116.3	122.8
2	February	109.1	109.6	113.7	97.8	102.1	99.3r	103.1	97.6	93.6r	117.2	117.2	123.1
3	March	108.9	110.4	114.2	100.8	101.7	99.7	99.9	97.7	93.0	117.2	118.4	123.5
4	April	110.0	110.6		105.4	100.8		99.0	96.3		118.1	119.0	
5	May	110.2	109.7		107.3	98.3		98.8	95.7		118.2	119.6	
6	June	110.6	109.8		110.2	99.7		100.2	97.1		117.8	118.9	
7	July	110.7	109.1		112.9	97.8		100.1	95.3		117.5	119.1	
8	August	110.3	109.6		113.0	98.6		100.1	95.7		117.4	119.2	
9	September	109.8	111.3		110.0	98.9		99.4	96.1		117.2	119.9	
10	October	109.4	112.1		107.8	99.1		98.4	94.0		117.2	120.3	
11	November	109.0	112.8		103.2	98.8		97.6	91.2		117.2	121.6	
12	December	109.0	113.6		102.9	99.5		98.8	93.2		116.9	122.8	
AI	Annual Index	109.5	110.5		104.4	99.8		99.8	95.5		117.5	119.4	
INDEX OF PHYSICAL VOLUME													
1	January	116.2	127.5	161.7	110.3	124.3	133.7	82.7	105.9	135.5	166.4	182.5	227.1
2	February	121.7	127.1	161.4	112.7	121.9	138.6r	86.8	102.8	134.6r	182.9	203.4	254.3
3	March	147.2	152.7	184.2	129.5	132.2	138.2	108.5	124.4	134.9	212.2	222.5	258.9
4	April	143.5	156.3		139.4	146.3		96.5	120.5		181.0	202.7	
5	May	148.3	178.4		144.8	164.5		94.1	117.6		181.2	230.4	
6	June	170.6	164.5		154.9	155.5		104.8	100.7		213.3	226.0	
7	July	139.4	153.6		120.8	130.1		85.9	98.2		175.7	202.4	
8	August	137.2	174.5		122.6	148.3		99.5	122.5		195.9	247.3	
9	September	132.4	168.6		125.0	144.9		86.1	111.8		195.3	242.6	
10	October	137.8	184.7		142.3	181.7		89.3	123.1		195.2	263.9	
11	November	154.7	178.2		176.6	179.4		106.5	129.8		209.1	248.4	
12	December	139.7	154.1		153.5	163.7		103.2	108.8		192.6	211.1	
AI	Annual Index	141.0	160.3		137.8	149.3		95.3	113.9		191.7	223.7	

MONTHLY INDEX NUMBERS OF DECLARED VALUES, PRICES AND PHYSICAL VOLUME OF IMPORTS FOR CONSUMPTION, BY GROUPS

Interim base, 1948 = 100

Iron and Steel and their Products			Non-Ferrous Metals and their Products			Non-Metallic Minerals and their Products			Chemicals and Fertilizers			Miscellaneous Products			
1954	1955	1956	1954	1955	1956	1954	1955	1956	1954	1955	1956	1954	1955	1956	
INDEX OF DECLARED VALUES															
144.8	152.7	229.7	202.6	228.5	269.9	86.3	79.4	112.1	149.3	173.2	212.5	227.5	268.5	341.7	1
158.5	155.9	234.2	192.5	203.1	274.7	78.0	78.0	97.3	157.6	166.4	224.6	263.9	300.3	338.1	2
198.1	205.0	311.7	221.5	242.7	297.5	83.9	87.6	92.0	194.0	208.6	232.6	344.0	357.0	394.6	3
198.0	210.6		213.9	225.5		81.3	91.2		181.7	203.6		330.8	398.8		4
199.4	236.9		212.0	253.1		90.8	115.9		191.1	238.8		361.0	461.5		5
222.8	219.7		247.2	239.9		122.3	113.7		221.4	226.4		410.9	372.8		6
172.2	202.9		223.5	211.6		107.2	105.6		179.0	212.1		347.1	403.7		7
147.5	208.5		225.6	283.9		102.0	139.3		182.3	232.0		391.7	431.5		8
135.6	202.2		257.5	304.8		104.3	118.3		186.0	239.8		339.6	492.2		9
133.2	225.7		285.5	341.6		106.5	141.1		201.5	262.6		347.7	430.4		10
151.2	218.7		281.6	347.4		117.9	138.7		210.5	250.0		397.1	381.0		11
149.9	208.1		264.6	274.9		102.5	102.3		171.5	208.2		305.1	333.7		12
167.6	203.9		235.7	263.1		98.6	109.3		185.5	218.5		338.9	386.0		AI
INDEX OR PRICES															
120.6	120.4	131.8	118.2	121.6	131.5	106.3	100.4	101.6	108.9	107.5	111.9	102.7	111.8	128.6	1
119.7	121.9	132.8	117.5	122.3	132.2	105.1	100.3	101.3	108.2	108.4	112.1	101.8	114.7	126.8r	2
120.2	123.3	133.1	118.1	123.1	132.4	102.8	101.2	103.2	110.1	109.4	113.0	102.5	117.6	126.8	3
121.3	123.6		119.8	124.4		103.3	102.2		109.5	109.7		102.4	119.2		4
121.3	123.6		120.5	124.4		102.8	100.6		109.0	110.1		103.4	116.9		5
120.9	123.7		120.9	125.2		102.2	99.3		108.5	109.7		104.3	115.3		6
120.2	123.8		120.4	124.3		101.8	99.7		108.1	109.1		104.9	115.5		7
119.7	124.1		120.1	124.3		101.0	99.3		106.6	109.4		105.5	118.0		8
119.9	126.5		119.8	125.2		100.4	100.1		107.1	109.2		107.5	126.2		9
120.0	128.7		120.4	126.6		100.3	101.0		107.7	111.0		107.1	130.3		10
120.2	130.4		120.4	130.1		101.6	101.7		108.5	111.8		107.5	132.1		11
120.2	131.5		120.5	131.0		100.5	102.2		108.4	111.9		110.5	131.2		12
120.4	125.2		120.4	124.8		102.1	100.6		108.1	109.9		105.3	119.7		AI
INDEX OF PHYSICAL VOLUME															
120.1	126.8	174.3	171.4	187.9	205.2	81.2	79.1	110.3	137.1	161.1	189.0	221.5	240.2	265.7	1
132.4	127.9	176.4	163.8	166.1	207.8	74.2	77.8	96.1	145.7	153.5	200.4	259.2	261.8	266.6r	2
164.8	166.3	234.2	187.6	197.2	224.7	81.6	86.6	89.1	176.2	190.7	205.8	335.6	303.6	311.2	3
163.2	170.4		178.5	181.3		78.7	89.2		165.9	185.6		323.0	334.6		4
164.4	191.7		175.9	203.5		88.3	115.2		175.3	216.9		349.1	394.8		5
184.3	177.6		204.5	191.6		119.7	114.5		204.1	206.4		394.0	323.3		6
143.3	163.9		185.6	170.2		105.3	105.9		165.6	194.4		330.9	349.5		7
123.2	168.0		187.8	228.4		101.0	140.3		171.0	212.1		371.3	365.7		8
113.1	159.8		214.9	243.5		103.9	118.2		173.7	219.6		315.9	390.0		9
111.0	175.4		237.1	269.8		106.2	139.7		187.1	236.6		324.6	330.3		10
125.8	167.7		233.9	267.0		116.0	136.4		194.0	223.6		369.4	288.4		11
124.7	158.3		219.6	209.8		102.0	100.1		158.2	186.1		276.1	254.3		12
139.2	162.9		195.8	210.8		96.6	108.6		171.6	198.8		321.8	322.5		AI



STATISTICS CANADA LIBRARY
BIBLIOTHÈQUE STATISTIQUE CANADA



1010492892