

DOMINION BUREAU OF STATISTICS
International Trade Division
External Trade Section

AE
OF

TRADE OF CANADA

IMPORTS

JULY, 1956

AND

SEVEN MONTHS ENDED JULY, 1956

Published by Authority of
The Right Honourable C. D. Howe, Minister of Trade and Commerce

IMPORTS INTO CANADA FOR CONSUMPTION

Changes affecting Previous Reports
Cumulative totals adjusted in July Report

1956
Import
List No. 7

MONTH OF MARCH, 1956

Class Number

8086	-	Deduct from Switzerland	-	\$38,267
8415	-	Add to Switzerland	-	\$38,267

TABLE OF CONTENTS

	Page
EXPLANATORY NOTES	2
KEY TO ABBREVIATIONS OF COUNTRIES	3
 SUMMARY TABLES:	
Imports into Canada for Consumption, by Countries	4
Imports into Canada for Consumption, by Main Groups	6
 DETAILED TABLES:	
Imports for Consumption, by Articles and Countries:	
Agricultural and Vegetable Products (except Chemicals, Fibres and Wood):	Class Number
A – Mainly Food	1 to 390
B – Other than Food	1501 to 1846
Animals and Animal Products (except Chemicals and Fibres).....	2012 to 2348
Fibres, Textiles and Textile Products	3001 to 3576
Wood, Wood Products and Paper	4002 to 4311
Iron and Its Products	5001 to 5736
Non-Ferrous Metals and Their Products (except Gold)	6001 to 6259
Non-Metallic Minerals and Their Products (except Chemicals)	7001 to 7304
Chemicals and Allied Products	8001 to 8950
Miscellaneous Commodities	9000 to 9274

VALUE AND VOLUME at end of report

EXPLANATORY NOTES

1. **Source of Data.** Statistics of imports are based upon the declarations of importers (import entries) as subsequently checked by customs officials.
2. **Valuation.** The value of goods imported is the value as determined for customs duty purposes. In most cases this corresponds to the value shown on the invoice accompanying the goods, converted to Canadian dollars at authorized exchange rates (usually the commercial rate prevailing on the date at which the goods were actually despatched to Canada), and excluding such charges as freight, insurance, handling and taxes. In effect, therefore, import values are taken f.o.b. point of shipment in the country of export.
3. **Units of Quantity.** Weight, where shown, is the net weight of the goods, excluding the weight of such packing as is required for shipment, except in certain special cases otherwise defined in the Customs Tariff. The expression "ton" means 2,000 pounds, and "cwt." 100 pounds, avoirdupois. Where other units of quantity are used, Imperial standards apply.

In this report are items such as "engines, gas, n.o.p., and parts" which show a quantity in "number" as well as value. In these items the "number" refers only to the number of substantially complete articles imported, while the value includes also the value of any parts of the article imported. For such items the average value per unit cannot be ascertained.

4. **Coverage.** Statistics of imports include all goods which enter Canada and are cleared by customs officials for domestic sale or use. The series, therefore, includes goods which are cleared by customs immediately on entry into the country, and goods cleared out of customs warehouses; but excludes goods placed in customs warehouses on entering the country. The technical phrase "Imports entered for consumption" which is sometimes used to describe Canadian import statistics does not imply that all imports will actually be consumed in Canada, but only that they are free to be so consumed without further customs formalities.
5. **Exclusions.** Import statistics exclude gold, but include gold products where the value of the gold content is less than 80% of the value of the article. A small amount of gold scrap in the form of jewellers' sweepings is also included. Some goods for the use of United States forces stationed at treaty bases in Canada are excluded, as are ships of British construction and registry imported for use in Canada, ships purchased for use in foreign trade, bunker supplies and ships' stores purchased by Canadian vessels abroad, temporary imports for exhibition or competition, and Canadian-owned military equipment returned to Canada.
6. **Countries Credited.** Imports are usually credited to the country from which the goods were consigned to Canada. The country of consignment is the country from which goods have come to Canada without interruption of transit except in the course of transfer from one means of conveyance to another.

An exception to this rule is made in the case of imports of goods originating in Central or South America (including the Antilles and Bermuda) which are consigned to Canada from the United States. This class of imports is credited to the country in which the goods originated.

7. **Time Periods.** Import statistics for any month include all goods declared on import entries received at the Bureau of Statistics during the calendar month in question.
8. **Abbreviations.** Many descriptions of countries and articles used in this report are abbreviated or incomplete because of mechanical limitations. A key to abbreviations of countries appears in this report, and full descriptions of all articles appear in Volume III of the annual report "Trade of Canada". The letters "N.O.P." mean "not otherwise provided for".
9. **Revisions.** All statistics in this report are subject to revision. Revisions to previous reports are published on the coloured pages at the beginning of each monthly report.

KEY TO ABBREVIATIONS OF COUNTRIES

Note:— The classification of Countries with a statement of the territorial limits used for statistical purposes will be found in Volume I of the Annual Report of the Trade of Canada.

Aden	Aden	Ireland	Ireland
Afghan	Afghanistan	Israel	Israel
Alaska	Alaska	Ital Afr.....	Italian Africa
Albania	Albania	Italy	Italy
Virgin Is	American Virgin Islands	Jamaica.....	Jamaica
A E Sudan	Anglo-Egyptian Sudan	Japan	Japan
Arabia	Arabia	Jordan	Jordan
Argentina	Argentina	Korea	Korea
Australia	Australia	Latvia	Latvia
Austria	Austria	Lebanon.....	Lebanon
Azores	Azores and Madeira	Leew Wind.....	Leeward and Windward Islands
Bahamas	Bahamas	Liberia	Liberia
Barbados	Barbados	Libya	Libya
Bel Congo	Belgian Congo	Lithuania	Lithuania
Belgium	Belgium and Luxembourg	Madagasci	Madagascar
Bermuda.....	Bermuda	Malaya	Malaya and Singapore
Bolivia	Bolivia	Malta	Malta
Brazil.....	Brazil	Mauritius	Mauritius and Seychelles
B E Afr	British East Africa	Mexico	Mexico
B Guiana	British Guiana	Morocco	Morocco
B Hond.....	British Honduras	Nethrlnds	Netherlands
Bulgaria	Bulgaria	Neth Ant	Netherlands Antilles
Burma	Burma	New Zeal.....	New Zealand
Canary Is	Canary Islands	Nicaragua	Nicaragua
Ceylon	Ceylon	Nigeria	Nigeria
Chile	Chile	Norway	Norway
China	China, except Taiwan	B E I Other	Other British East Indies
Colombia	Colombia	B Oceania	Other British Oceania
C Rica	Costa Rica	B S A Other.....	Other British South Africa
Cuba.....	Cuba	B W A Other	Other British West Africa
Czecho S	Czechoslovakia	Pakistan	Pakistan
Denmark	Denmark	Panama	Panama
Dom Rep	Dominican Republic	Paraguay	Paraguay
Ecuador	Ecuador	Peru	Peru
Egypt	Egypt	Phil	Philippines
El Salvd.....	El Salvador	Poland	Poland
Estonia	Estonia	Portugal.....	Portugal
Ethiopia	Ethiopia	Port E AF	Portuguese East Africa
Falkland	Falkland Islands	Port W AF	Portuguese West Africa
Finland	Finland	Port Asia.....	Portuguese Asia
Fiji.....	Fiji	P Rico	Puerto Rico
France	France	Rhod Nyas.....	Rhodesia and Nyasaland
Fr Africa	French Africa	Roumania	Roumania
Fr Guiana	French Guiana	U S S R	U.S.S.R. (Russia)
Fr Oceana	French Oceania	S Leone	Sierra Leone
Fr W Ind.....	French West Indies	Spain	Spain
Gambia	Gambia	Span Afr.....	Spanish Africa
Germany E.....	Germany, Eastern	St. Pierre.....	St. Pierre and Miquelon
Germany W.....	Germany, Federal Republic of	Sudan	Sudan
Gibraltar	Gibraltar	Surinam	Surinam
G Coast	Gold Coast	Sweden	Sweden
Greece	Greece	Switzrlnd	Switzerland
Greenland	Greenland	Syria.....	Syria
Guatemala	Guatemala	Taiwan.....	Taiwan (Formosa)
Haiti.....	Haiti (Republic of)	Thailand	Thailand (Siam)
Hawaii	Hawaii	Trinidad.....	Trinidad and Tobago
Honduras	Honduras	Turkey	Turkey
Hong Kong.....	Hong Kong	Un So Afr.....	Union of South Africa
Hungary	Hungary	U Kingdom.....	United Kingdom
Iceland.....	Iceland	U States.....	United States
India.....	India	U S Ocea	United States Oceania
IndoChina	Indo-China	Uruguay	Uruguay
Indonesia	Indonesia	Venezuela	Venezuela
Iran.....	Iran	Yugo Slav	Yugoslavia
Iraq.....	Iraq		

IMPORTS INTO CANADA FOR CONSUMPTION, BY COUNTRIES (EXCLUDING GOLD)

Countries	Month of July		Seven Months ended July	
	1955	1956	1955	1956
	\$	\$	\$	\$
Commonwealth Countries				
United Kingdom.....	33,508,021	45,867,115	216,390,732	284,660,327
Aden.....	55	-	20,546	41,637
British East Africa.....	389,237	238,087	5,430,859	4,693,254
Mauritius and Seychelles.....	-	-	-	1,566,987
Rhodesia and Nyasaland.....	78,526	5	184,200	167,379
Union of South Africa.....	492,931	1,174,096	3,059,049	4,386,514
Other British South Africa.....	-	29	104	1,872
Gambia.....	-	-	-	-
Gold Coast.....	-	590,226	1,488,169	1,859,849
Nigeria.....	741	54,491	742,772	702,490
Sierra Leone.....	-	-	6,122	18,275
Other British West Africa.....	-	-	-	-
Anglo-Egyptian Sudan *.....	-	-	48,820	-
Ceylon.....	919,933	1,482,782	8,821,088	9,308,507
India.....	2,204,223	2,269,306	20,812,383	18,298,357
Malaya and Singapore.....	1,615,228	2,143,426	15,184,385	16,718,434
Pakistan.....	144,257	315,148	483,377	976,176
Other British East Indies.....	4,511	23,025	46,497	78,946
Bermuda.....	16,209	12,490	155,185	141,296
British Guiana.....	1,647,952	2,783,201	7,020,084	8,292,134
British Honduras.....	30,266	1,222	68,538	91,893
Bahamas.....	5,983	528	153,524	130,539
Barbados.....	1,945,332	1,575,244	5,962,862	3,559,745
Jamaica.....	2,159,051	3,800,483	9,673,474	14,362,298
Leeward and Windward Islands.....	532,987	413,145	2,327,896	1,831,768
Trinidad and Tobago.....	1,032,291	1,944,481	6,180,282	7,187,701
Falkland Islands.....	-	-	-	-
Gibraltar.....	-	-	25	787
Hong Kong.....	456,978	508,119	3,507,974	3,590,503
Malta.....	2,984	5,630	24,924	27,084
Australia.....	1,542,436	2,097,718	9,996,640	10,827,166
Fiji.....	136	300	1,617,195	2,055,599
New Zealand.....	1,080,138	1,015,123	8,302,159	9,230,060
Other British Oceania.....	-	-	-	-
Total Commonwealth Countries.....	49,810,406	68,315,420	327,709,865	404,807,577
Foreign Countries				
Afghanistan.....	-	-	113	-
Albania.....	-	-	-	-
Arabia.....	-	1,530,451	4,223,397	8,697,123
Argentina.....	368,318	631,623	2,202,641	2,569,740
Austria.....	239,757	325,752	1,543,046	2,173,490
Belgium and Luxembourg.....	1,882,106	5,422,504	13,714,685	28,035,748
Belgian Congo.....	45,038	192,880	1,692,601	787,844
Bolivia.....	-	2,218	3,200	61,415
Brazil.....	2,192,190	3,202,508	14,804,028	19,402,558
Bulgaria.....	-	-	689	152
Burma.....	-	-	6,700	80
Chile.....	1,164	97,978	232,946	613,299
China (except Taiwan).....	187,171	689,045	2,011,111	5,005,832
Taiwan.....	6,497	9,506	84,878	72,530
Colombia.....	1,620,069	2,070,883	10,791,025	14,599,518
Costa Rica.....	473,353	360,399	3,491,421	1,591,110
Cuba.....	514,549	1,534,790	6,314,461	9,077,416
Czechoslovakia.....	317,627	712,041	1,491,516	2,806,278
Denmark.....	307,086	520,081	1,921,453	3,186,439
Greenland.....	645	1,214	7,318	6,415
Dominican Republic.....	99,437	101,028	1,266,387	971,392
Ecuador.....	457,003	292,077	3,406,321	2,564,078
Egypt.....	18,509	33,900	257,717	116,609
El Salvador.....	100,185	107,398	2,220,234	951,052
Estonia.....	-	-	1,582	-
Ethiopia.....	-	-	28,648	83,546
Finland.....	23,133	24,242	184,274	248,293
France.....	2,121,893	2,947,967	12,512,096	17,700,149
French Africa.....	389,719	563,747	1,693,668	1,342,984
Indo-China.....	1,311	144	32,168	12,105
French Guiana.....	-	-	25	-
French Oceania.....	-	-	-	-
French West Indies.....	56,790	-	57,790	20
Madagascar.....	11,370	2,359	12,591	24,343
St. Pierre and Miquelon.....	4,181	4,130	14,610	21,170

* See Foreign Countries from January 1, 1956.

Countries	Month of July		Seven Months ended July	
	1955	1956	1955	1956
	\$	\$	\$	\$
Foreign Countries - Concluded				
Germany, Federal Republic of	4,694,868	7,779,449	26,446,616	46,902,676
Germany, Eastern	50,207	61,229	253,800	259,701
Greece	24,662	13,566	148,410	133,743
Guatemala	388,432	191,614	3,390,667	2,167,552
Haiti	128,087	122,143	819,664	1,075,431
Honduras	317,978	1,058,810	927,214	3,349,649
Hungary	9,102	18,632	64,693	99,078
Iceland	80	346	6,316	4,076
Iran	10,144	469,468	1,000,725	921,981
Iraq	-	196	532,910	250,453
Ireland	17,086	19,052	186,053	275,027
Israel	84,195	127,770	682,253	1,045,954
Italy	1,832,400	2,036,274	8,560,390	12,121,706
Italian Africa	-	-	-	-
Japan	2,775,337	5,277,628	16,680,461	34,264,366
Jordan	-	102	781	506
Korea	-	5,743	221,215	7,426
Latvia	650	-	4,590	1,224
Lebanon	1,610,208	2,443,936	8,004,089	12,152,066
Liberia	-	5,973	-	279,008
Libya	-	13	2,913	236
Lithuania	-	-	-	1,095
Mexico	1,630,163	2,059,052	11,837,660	34,456,450
Morocco	13,324	34,666	95,649	88,096
Netherlands	1,286,188	2,305,680	9,946,666	12,806,664
Indonesia	-	215,436	805,565	667,260
Surinam	333,037	640,522	1,576,211	2,178,078
Netherlands Antilles	1,736,154	1,602,498	14,279,990	18,723,295
Nicaragua	209,742	110,570	553,401	596,756
Norway	262,637	224,468	1,263,724	1,462,554
Panama	823,580	547,017	4,956,406	5,930,457
Paraguay	38,656	11,967	135,105	97,743
Peru	108,676	176,674	414,364	1,243,815
Philippines	105,342	93,167	1,067,680	1,337,692
Poland	41,253	409,402	222,245	1,114,916
Portugal	134,929	154,667	956,188	1,194,212
Azores and Madeira	13,205	16,778	100,015	96,982
Portuguese East Africa	15,314	-	38,925	238,730
Portuguese West Africa	-	-	21,336	42,129
Portuguese Asia	-	-	-	-
Roumania	-	1,386	-	1,419
Spain	446,454	618,269	3,226,302	3,737,865
Canary Islands	3,458	1,032	18,950	14,200
Spanish Africa	-	-	15,857	400
Sudan	-	4,669	-	55,173
Sweden	1,079,016	1,808,725	6,338,712	8,853,604
Switzerland	1,247,771	2,203,495	9,545,764	12,405,218
Syria	309,042	1,447	319,586	916,462
Thailand	674	46,114	504,985	598,331
Turkey	58,948	21,356	493,202	374,618
Turkey	33,335	89,675	111,804	574,086
U.S.S.R. (Russia)	-	-	-	-
United States	274,385,222	341,676,073	1,923,628,217	2,458,920,440
Alaska	491,238	415,209	2,315,456	1,953,393
American Virgin Islands	-	-	181	-
Hawaii	369,985	596,655	1,622,546	2,592,553
Puerto Rico	113,625	76,007	472,601	550,255
United States Oceania	-	-	-	-
Uruguay	18,577	191,535	284,761	691,114
Venezuela	13,975,337	16,865,242	102,675,722	110,128,077
Yugoslavia	159,514	4,064	336,790	325,390
Total Foreign Countries	322,826,933	414,236,326	2,254,341,666	2,923,004,109
GRAND TOTAL	372,637,339	482,551,746	2,582,051,531	3,327,811,686

* See Commonwealth Countries prior to 1956.

**IMPORTS INTO CANADA FOR CONSUMPTION FROM ALL COUNTRIES, FROM THE UNITED KINGDOM
AND FROM THE UNITED STATES, BY MAIN GROUPS (EXCLUDING GOLD)**

Main Groups	Month of July		Seven Months ended July	
	1955	1956	1955	1956
	\$	\$	\$	\$
ALL COUNTRIES				
Agricultural and Vegetable Products (except Chemicals, Fibres and Wood)	40,491,978	53,894,704	311,459,860	348,771,322
Animals and Animal Products (except Chemicals and Fibres)	7,132,220	9,406,744	57,417,162	67,261,668
Fibres, Textiles and Textile Products	27,359,418	30,999,198	217,931,309	248,415,099
Wood, Wood Products and Paper	14,721,878	19,717,167	106,532,053	132,566,336
Iron and Its Products	133,354,621	186,183,362	907,036,318	1,353,825,034
Non-Ferrous Metals and Their Products	26,501,513	42,901,532	203,225,357	279,592,071
Non-Metallic Minerals and Their Products (except Chemicals)	53,520,080	67,710,461	339,524,833	412,024,156
Chemicals and Allied Products	21,020,561	24,847,060	142,482,485	173,348,976
Miscellaneous Commodities.....	48,535,070	46,891,518	296,442,154	312,007,024
Total	372,637,339	482,551,746	2,582,051,531	3,327,811,686
UNITED KINGDOM				
Agricultural and Vegetable Products (except Chemicals, Fibres and Wood)	1,927,010	2,209,230	14,069,864	15,150,391
Animals and Animal Products (except Chemicals and Fibres)	929,242	1,074,490	6,274,553	7,996,771
Fibres, Textiles and Textile Products	8,826,810	10,014,457	54,473,895	62,514,353
Wood, Wood Products and Paper	480,226	595,753	2,987,449	3,527,949
Iron and Its Products	9,192,407	16,855,717	63,320,111	98,773,856
Non-Ferrous Metals and Their Products	3,116,231	7,269,926	25,622,707	41,493,266
Non-Metallic Minerals and Their Products (except Chemicals)	3,096,066	3,267,525	15,788,819	19,971,899
Chemicals and Allied Products	2,281,545	1,854,636	11,947,724	13,039,637
Miscellaneous Commodities.....	3,658,484	2,725,381	21,905,610	22,192,205
Total	33,508,021	45,867,115	216,390,732	284,660,327
UNITED STATES				
Agricultural and Vegetable Products (except Chemicals, Fibres and Wood)	20,069,235	27,748,608	151,503,718	179,460,321
Animals and Animal Products (except Chemicals and Fibres)	3,843,018	4,867,644	36,642,169	40,381,226
Fibres, Textiles and Textile Products	11,413,610	11,768,249	116,362,700	101,996,226
Wood, Wood Products and Paper	13,245,584	17,636,420	96,816,170	120,069,846
Iron and Its Products	118,724,975	156,654,114	813,990,726	1,186,926,284
Non-Ferrous Metals and Their Products	19,070,862	26,148,187	152,942,238	199,193,487
Non-Metallic Minerals and Their Products (except Chemicals)	29,042,865	35,928,783	177,449,770	214,614,462
Chemicals and Allied Products	17,450,721	21,923,699	123,505,386	152,322,956
Miscellaneous Commodities.....	41,524,352	39,000,369	254,415,340	263,955,632
Total	274,385,222	341,676,073	1,923,628,217	2,458,920,440

IMPORTS INTO CANADA FOR CONSUMPTION

Articles and Countries from which Imported	MONTH OF JULY 1956		SEVEN MONTHS ENDED JULY 1956		Class Number
	Quantities	Values (\$)	Quantities	Values (\$)	
GROUP 1					
AGRICULTURAL PRODUCTS					
A MAINLY FOOD					
APPLES FRESH	LB				1
236 NEW ZEAL			1249900	87571	
400 U STATES		4440056	310194	26846597	1484232
		4440056	310194	28096497	1571803
APRICOTS QUINCES FRESH	LB				2
312 CHILE			20978	4182	
400 U STATES		3335551	272582	3837056	334411
		3335551	272582	3858034	338593
BANANAS	CWT				3
222 B HOND	38	378	227	1431	
314 COLOMBIA	9645	56287	88652	645996	
315 C RICA	39486	341046	163214	1412709	
320 DOM REP	2417	11574	3385	18165	
321 ECUADOR	44453	269705	335695	2366369	
337 GUATEMALA	12405	90346	89336	669636	
338 HAITI			203	1604	
339 HONDURAS	146039	1011380	441486	3246751	
361 PANAMA	76477	547017	749502	5917824	
400 U STATES	66	745	187	2114	
	331026	2328478	1871887	14282599	
CHERRIES FRESH	LB				4
400 U STATES		766155	224487	2558066	739288
		766155	224487	2558066	739288
CRANBERRIES FRESH	LB				5
400 U STATES			230667	32548	
			230667	32548	
GRAPEFRUIT FRESH	LB				6
100 U KINGDOM			80400	2629	
224 JAMAICA			5135	335	
225 TRINIDAD			64000	4857	
231 HONG KONG			3640	469	
360 ISRAEL			85500	3497	
400 U STATES	6819633	366218	94200665	3332702	
	6819633	366218	94439340	3344489	
GRAPES FRESH	LB				7
207 UN SO AFR			207998	23969	
304 ARGENTINA			57660	6870	
312 CHILE	3500	356	381263	85880	
400 U STATES	6864567	780821	26721587	2389478	
	6868067	781177	27368508	2506197	
GUAVAS MANGOES PLANTAINS FRESH					8
352 MEXICO				420	
400 U STATES		3141		16351	
		3141		16771	
LEMONS FRESH	LB				9
344 ITALY			10000	678	
400 U STATES	3294391	283935	19359531	1482809	
	3294391	283935	19369531	1483487	
LIMES FRESH	LB				10
228 LEEW WIND	3000	192	3000	192	
400 U STATES	104306	17029	324883	54939	
	107306	17221	327883	55131	
MUSKMELONS CANTALOUPE FRESH	LB				11
312 CHILE			167996	11198	
352 MEXICO	15766	787	2347456	181735	
400 U STATES	8303209	321438	15712512	721992	
	8318975	322225	18227964	914925	
MELONS FRESH N O P	NO				12
316 CUBA			388	922	
352 MEXICO	70020	20434	713515	198602	
400 U STATES	1236179	393945	2612198	993853	
	1306199	414379	3326101	1193377	
ORANGES MANDARINES FRESH	CU FT				13
100 U KINGDOM			1285	2524	
225 TRINIDAD			4148	10258	
231 HONG KONG			915	1504	
344 ITALY			2264	2980	
347 JAPAN			5414	11987	
352 MEXICO	2100	3800	28709	42521	
360 ISRAEL			70394	123089	
372 SPAIN			52558	67541	
400 U STATES	788533	1740817	6583258	14639875	
	790633	1744617	6748945	14902279	
PEACHES FRESH	LB				14
312 CHILE			22973	3901	
400 U STATES	8508050	579602	9351869	693497	
	8508050	579602	9374842	697398	
PEARS FRESH	LB				15
304 ARGENTINA			208664	22047	
400 U STATES	102286	8715	4589811	407848	
	673010	64001	4798475	429895	
	775296	72716			
PINEAPPLES FRESH	LB				16
224 JAMAICA			2050	188	
316 CUBA	434043	24461	11562512	531864	
352 MEXICO	3000	135	106875	6446	

IMPORTS INTO CANADA FOR CONSUMPTION

Articles and Countries from which Imported	MONTH OF JULY 1956		SEVEN MONTHS ENDED JULY 1956		Class Number
	Quantities	Values (\$)	Quantities	Values (\$)	
383 HAWAII	31722	1841	604884	45596	
384 P RICO	131034	5532	432078	21911	
400 U STATES	2400	89	87692	4704	
PLUMS OR PRUNES FRESH	602199	32058	12796091	610709	
LB					17
312 CHILE			46278	9047	
400 U STATES	6413633	573038	8757490	812676	
BERRIES FRESH N O P	6413633	573038	8803768	821723	
LB					18
384 P RICO			500	55	
400 U STATES	111638	21696	175201	39077	
STRAWBERRIES FRESH	111638	21696	175701	39132	
LB					19
400 U STATES	3849070	727242	13007743	2662935	
FRESH FRUITS N O P	3849070	727242	13007743	2662935	
383 HAWAII				491	
400 U STATES		8186		89929	
APPLES ORIED		8186		90420	
LB					31
400 U STATES	5760	1498	377555	10036	
APRICOTS NECTARINES DRIED	5760	1498	377555	10036	
LB					32
234 AUSTRALIA	5000	2101	5000	2101	
372 SPAIN			55783	11468	
400 U STATES	28396	13144	297044	124285	
BANANAS DRIED	33396	15245	357827	137854	
LB					33
309 BRAZIL	1390	1415	5690	6047	
400 U STATES			2540	2676	
CURRENTS ORIED	1390	1415	8230	8723	
LB					34
234 AUSTRALIA	495860	70387	1093660	153673	
400 U STATES	14260	2545	36931	6564	
DATES	510120	72932	1130591	160237	
LB					36
100 U KINGDOM			770	58	
231 HONG KONG	4540	1032	9912	2686	
313 CHINA	2240	305	2240	305	
327 FRANCE			8100	2190	
342 IRAN			4834146	327195	
343 IRAQ	3556	196	3378916	250103	
400 U STATES	68098	15095	517004	100517	
FIGS DRIED AND FIG PASTE	78434	16628	8751088	683054	
LB					37
366 PORTUGAL			159267	19025	
379 TURKEY			240840	42300	
400 U STATES	64958	14655	1088135	170147	
PEACHES DRIED	64958	14655	1488242	231472	
LB					38
234 AUSTRALIA	7875	2047	25375	4172	
400 U STATES	10267	2919	118851	37740	
PRUNES OR PLUMS DRIED UNPITTED	18142	4966	144226	41912	
LB					39
231 HONG KONG			1284	354	
400 U STATES	1018177	209729	6757667	1367436	
PEARS ORIED	1018177	209729	6758951	1367790	
LB					40
400 U STATES	4568	1732	35388	11050	
RAISINS	4568	1732	35388	11050	
LB					41
207 UN SO AFR			34875	4602	
234 AUSTRALIA	3151497	472977	5506077	822927	
372 SPAIN	2756	142	3166	296	
400 U STATES	1494078	188910	8065635	1039720	
FRUITS ORIED N O P	4648331	662029	13609753	1867545	
LB					42
231 HONG KONG	7465	2822	21002	9602	
347 JAPAN			420	248	
354 NETHRLNDS			800	132	
400 U STATES	16461	5228	216779	69871	
RASPBERRIES FROZEN 1LB OR LESS	23926	8050	239001	79853	
LB					43
400 U STATES	12589	3505	208183	46803	
RASPBERRIES FROZEN OVER 1 LB	12589	3505	208183	46803	
LB					44
400 U STATES			10200	2494	
STRAWBERRIES FROZN 1LB OR LESS			10200	2494	
LB					45
400 U STATES	647546	171218	1964267	523252	
STRAWBERRIES FROZEN OVER 1 LB	647546	171218	1964267	523252	
LB					46
352 MEXICO	180000	27751	540000	92925	
354 NETHRLNDS	16250	2901	235570	37839	
400 U STATES	932967	176883	1442803	278603	
FRUITS N O P FROZN 1LB OR LESS	1129217	207535	2218373	409367	
LB					47
400 U STATES	25322	6210	249339	57112	
FRUITS N O P FROZEN OVER 1 LB	25322	6210	249339	57112	
LB					48
400 U STATES	247542	35024	1237946	170445	
APRICOTS CANNED	247542	35024	1237946	170445	
LB					49
100 U KINGDOM	6690	988	22045	3345	
207 UN SO AFR			128050	19691	
234 AUSTRALIA	39378	5504	76302	10348	

IMPORTS INTO CANADA FOR CONSUMPTION

Articles and Countries from which Imported	MONTH OF JULY 1956		SEVEN MONTHS ENDED JULY 1956		Class Number
	Quantities	Values (\$)	Quantities	Values (\$)	
400 U STATES	653739	97086	1644724	228234	
PEACHES CANNED	699807	103578	1871121	261618	50
234 AUSTRALIA	212353	29164	263399	36054	
400 U STATES	803391	100403	3930868	510122	
CHERRIES SULPHURED OR IN BRINE	1015744	129567	4194267	546176	51
344 ITALY	452444	45775	3096964	332186	
354 NETHRLNDS			45452	3630	
372 SPAIN			46296	4938	
OLIVES SULPHURED OR IN BRINE	452444	45775	3188712	340754	52
304 ARGENTINA			208664	48140	
312 CHILE			2730	706	
328 FR AFRICA	11000	1400	144036	17975	
336 GREECE			193808	37850	
344 ITALY			445616	52003	
353 MOROCCO	10000	1612	10000	1612	
366 PORTUGAL			203701	60000	
372 SPAIN	472782	107768	3769100	909020	
400 U STATES	135570	29166	992623	240644	
LEMON ORANGE GRAPE FRUIT RINDS	629352	139946	5970278	1367950	53
100 U KINGDOM				177	
231 HONG KONG				1367	
316 CUBA				9033	
338 HAITI				1815	
344 ITALY		8296		39629	
384 P RICO		1629		25205	
400 U STATES		2706		10775	
PEARS IN CANS		12631		88001	55
234 AUSTRALIA	200293	27844	229554	32109	
400 U STATES	308532	46703	1277344	195893	
PINEAPPLE IN CANS	508825	74547	1506898	228002	56
218 MALAYA	46800	5906	289800	34558	
234 AUSTRALIA	330957	50142	589014	85168	
316 CUBA	23625	2956	45375	5124	
352 MEXICO	1438445	153117	2617214	269240	
383 HAWAII	3178148	420829	12413844	1643349	
393 TAIWAN			463328	45346	
400 U STATES	34095	5905	147748	23925	
FRUITS IN CANS N O P	5052070	638855	16566323	2106710	57
100 U KINGDOM			21133	3655	
231 HONG KONG	650	128	4020	1193	
316 CUBA			9840	1793	
327 FRANCE			170	73	
335 GERMANY W			3450	396	
344 ITALY			10500	1275	
347 JAPAN	307649	37546	1221710	150152	
354 NETHRLNDS	1553	150	97451	23946	
375 SWEDEN			4752	964	
383 HAWAII			600	165	
400 U STATES	382709	43853	2209232	258064	
FRUITS NUTS PICKLED PRESERVED	692561	81677	3582858	441676	60
100 U KINGDOM			3870	12265	
215 INDIA	108	404	1378	3266	
223 BARBADOS	1139	444	1139	444	
224 JAMAICA			105	291	
231 HONG KONG	2393	4977	5233	12069	
316 CUBA	18605	20313	46695	45406	
327 FRANCE			21203	20809	
336 GREECE			5618	6284	
344 ITALY	5009	8421	11981	12160	
347 JAPAN	120	233	251	526	
354 NETHRLNDS	675	240	5849	5880	
365 POLAND			3901	3198	
400 U STATES	5939	13861	16417	36107	
FRUIT PULP N O P	34305	50121	123640	158705	61
100 U KINGDOM	150	83	17899	2256	
218 MALAYA			3937	342	
231 HONG KONG			1206	283	
234 AUSTRALIA			94799	15950	
316 CUBA	178358	17249	264158	25250	
352 MEXICO	252417	23617	660153	65060	
354 NETHRLNDS	95972	10996	586780	63217	
365 POLAND			2975	357	
372 SPAIN			72482	5977	
383 HAWAII	50137	5479	268055	30851	
400 U STATES	77334	11315	376126	45482	
JELLIES JAMS MARMALADES	654368	68739	2348570	255025	62
100 U KINGDOM	373385	60289	2349604	410300	
224 JAMAICA	26400	1898	32364	2264	
231 HONG KONG			2020	413	
306 BELGIUM			1171	273	
327 FRANCE			1018	333	
335 GERMANY W	1675	215	2963	430	
354 NETHRLNDS			18891	3574	
359 NORWAY			1476	298	
375 SWEDEN			1050	211	
376 SWITZRLND			915	260	

IMPORTS INTO CANADA FOR CONSUMPTION

Articles and Countries from which Imported	MONTH OF JULY 1956		SEVEN MONTHS ENDED JULY 1956		Class Number
	Quantities	Values (\$)	Quantities	Values (\$)	
383 HAWAII	234	84	3740	1165	63
400 U STATES	17344	6626	245461	79617	
GRAPEFRUIT ORANGE LEMON PULP	419038	69112	2660673	499138	
224 JAMAICA	LB		43093	2803	64
328 FR AFRICA			15555	1354	
347 JAPAN	6600	1026	6600	1026	65
372 SPAIN			45121	1827	
400 U STATES	6600	1026	51840	6730	
MIXED FRUITS IN CANS	LB		162209	13740	
100 U KINGDOM			760	138	66
400 U STATES	4540617	610202	14148954	1989683	
ORANGE JUICE CONCENTRATED FROZ	GAL		14149714	1989821	
400 U STATES	191740	604210	1392634	4121045	67
FRUIT JUICE NOP CONCENTRD FROZ	GAL		1392634	4121045	
383 HAWAII	2340	5920	11834	30098	68
400 U STATES	99942	251510	332813	809742	
LEMON JUICE EXCEPT CONCENTRATD	GAL		344647	839840	
100 U KINGDOM	230	410	865	1296	69
400 U STATES	47868	80242	144191	284830	
ORANGE JUICE EXCEPT CONCENTRATD	GAL		145056	286126	
100 U KINGDOM	139	215	504	704	70
400 U STATES	677390	581943	3865668	3269916	
PECTIN	LB		3866172	3270620	
100 U KINGDOM	29758	945	95437	3390	71
318 DENMARK			3301	4564	
376 SWITZRLND			2000	1990	
400 U STATES	11020	14940	94404	140653	
LEMON JUICE CONCENTRATED FRESH	GAL		195142	150597	
100 U KINGDOM			225	1262	72
344 ITALY	160	956	309	2207	
400 U STATES	31819	82066	84218	218098	
ORANGE JUICE CONCENTRATD FRESH	GAL		84752	221567	
100 U KINGDOM			24	112	73
344 ITALY	95	233	95	233	
352 MEXICO			72	250	
400 U STATES	13164	53829	86506	307786	
GRAPE JUICE OVER 1 GALLON	GAL		86697	308381	
400 U STATES	13259	54062			
LIME JUICE NOT REFINED	GAL		1213	6379	74
224 JAMAICA	563	241	563	241	
225 TRINIDAD			506	410	
228 LEEW WIND	1645	1331	9309	6256	
FRUIT JUICES SPIRIT FORTIFIED	GAL		10378	6907	
400 U STATES	2208	1572			
BLENDED FRUIT JUICES	GAL		108	2473	75
400 U STATES	44	1102	108	2473	
FRUIT JUICE NOP EXCEPT CONCENT	GAL		1646798	1120940	76
100 U KINGDOM	260373	189433	1646798	1120940	
234 AUSTRALIA	5659	11907	16137	30714	77
306 BELGIUM			742	1803	
327 FRANCE	298	240	92	306	
335 GERMANY W	108	114	298	240	
354 NETHRLNDS	2183	8839	334	563	
383 HAWAII			2868	10603	
400 U STATES	26142	29440	937	1590	
GRAPEFRUIT JUICE EXCEPT CONCEN	GAL		120191	137861	78
100 U KINGDOM	34390	50540	141599	183680	
224 JAMAICA			30	42	
225 TRINIDAD	2590	1628	1800	1375	
352 MEXICO	1200	748	12340	6858	
400 U STATES	395260	233600	1200	748	
PINEAPPLE JUICE EXCEPT CONCENT	GAL		2206779	1172652	79
234 AUSTRALIA	399050	235976	2222149	1181675	
352 MEXICO	9075	5765	21945	14047	
383 HAWAII	8284	4902	8284	4902	
400 U STATES	259225	155290	928990	565663	
FRUIT SYRUPS CDNC JUICES N O P	GAL		13150	8238	80
100 U KINGDOM	5560	3729	972369	592850	
234 AUSTRALIA	282144	169686			
327 FRANCE	728	1349	3530	8112	
335 GERMANY W	222	736	293	3086	
354 NETHRLNDS	565	1574	33394	42103	
383 HAWAII	535	981	177	861	
400 U STATES	27613	88440	1249	3878	
COCDANUTS	29663	93080	125365	390964	81
316 CUBA			164588	450177	
339 HONDURAS	11810	856	30828	1770	
361 PANAMA			40360	2940	
			10000	852	

IMPORTS INTO CANADA FOR CONSUMPTION

Articles and Countries from which Imported	MONTH OF JULY 1956		SEVEN MONTHS ENDED JULY 1956		Class Number
	Quantities	Values (\$)	Quantities	Values (\$)	
384 P RICO	7200	523	417940	23947	
400 U STATES	4420	271	122845	7505	
COCOANUT DESICCATED	23430	1650	621973	37014	
100 U KINGDOM	LB		59800	4674	83
215 INDIA	6500	585	172700	13795	
217 CEYLON	760650	67277	3845480	313636	
364 PHIL	51750	6174	312400	43032	
383 HAWAII			1590	1530	
400 U STATES	195960	43641	1478359	413241	
COPRA NOT PREPARED	1014860	117677	5870329	789908	
364 PHIL	LB		13440000	824893	84
ALMONDS NOT SHELLED	LB		13440000	824893	91
BRAZIL NUTS NOT SHELLED	LB				92
100 U KINGDDM			26880	6248	
308 BOLIVIA	21041	1966	21041	1966	
309 BRAZIL	580800	91973	580800	91973	
FILBERTS HAZEL NOT SHELLED	601841	93939	628721	100187	
344 ITALY	55115	11720	233397	51647	93
400 U STATES	10000	3842	74538	22850	
PEANUTS GREEN SHELLED OR NOT	65115	15562	307935	74497	
100 U KINGDOM	LB		19861	1842	94
203 S E AFR			107830	9263	
207 UM SO AFR			1554000	160043	
215 INDIA			7206550	652846	
231 HONG KONG			4488735	499459	
309 BRAZIL	55619	6057	1110582	107453	
313 CHINA	4219215	433886	14850670	1662356	
335 GERMANY W			729182	79576	
352 MEXICO	2343600	216250	16215729	1576365	
354 NETHRLNDS	54043	691	444459	48715	
372 SPAIN	88200	8783	282312	26642	
400 U STATES	96240	7881	140618	11178	
PECANS NOT SHELLED	6856917	679848	47150528	4835738	
313 CHINA	LB				95
344 ITALY	133600	15427	500560	54679	96
400 U STATES			41313	9217	
OTHER NUTS NOT SHELLED	18125	7919	52475	20527	
231 HONG KONG	151725	23346	594348	84423	
344 ITALY	LB				97
400 U STATES	320	86	2930	555	
ALMONDS SHELLED	4985	3759	87842	48306	
100 U KINGDOM	5305	3845	91582	48921	
231 HONG KONG	LB				101
342 IRAN	50	110	280	375	
344 ITALY			130	291	
366 PORTUGAL	5512	5787	220	212	
372 SPAIN	22000	21432	36052	38604	
400 U STATES	24260	26082	90921	85189	
PEANUTS N O P	51822	53411	997060	851848	
100 U KINGDOM	LB				102
218 MALAYA	5040	1317	450	202	
231 HONG KONG	1800	531	5040	1317	
313 CHINA			9218	2774	
352 MEXICO			56400	7704	
376 SWITZRLND			127600	13541	
400 U STATES	9091	3891	100000	14700	
WALNUTS SHELLED	15931	5739	376018	71629	
100 U KINGDOM	LB				103
215 INDIA	5500	2456	42625	18703	
231 HONG KONG			77488	35105	
313 CHINA	377410	120347	149820	50213	
327 FRANCE			6863340	2437452	
342 IRAN			54382	34526	
344 ITALY	29051	10723	88688	42840	
366 PORTUGAL			622043	242451	
372 SPAIN	12128	4655	4722	1134	
400 U STATES	150	75	12128	4655	
OTHER NUTS SHELLED	424239	138256	8022561	2920883	
100 U KINGDOM	LB				104
231 HONG KONG			900	534	
344 ITALY			6751	1396	
400 U STATES	9434	6418	5505	2353	
BRAZIL NUTS SHELLED	9434	6418	74855	49049	
100 U KINGDOM	LB				105
308 BOLIVIA			88011	53332	
309 BRAZIL	33000	17240			
CASHEW NUTS SHELLED	33000	17240	274960	153027	
100 U KINGDOM	LB				106
203 S E AFR			630	438	
215 INDIA	168500	74239	23700	9897	
			1260900	578967	

IMPORTS INTO CANADA FOR CONSUMPTION

Articles and Countries from which Imported	MONTH OF JULY 1956		SEVEN MONTHS ENDED JULY 1956		Class Number
	Quantities	Values (\$)	Quantities	Values (\$)	
400 U STATES	8481	4934	93836	52758	
PECANS SHELLED	176981	79173	1379066	642060	107
352 MEXICO			6200	6392	
400 U STATES	32588	36853	239337	283321	
FILBERTS SHELLED	32588	36853	245537	289713	108
335 GERMANY W	8710	4644	19821	10732	
344 ITALY	2705	1762	160700	103998	
354 NETHRLNDS			71952	43018	
372 SPAIN			5666	4241	
376 SWITZRLND			46209	28408	
379 TURKEY			164250	109549	
400 U STATES	22046	10890	193113	130651	
ASPARAGUS FRESH	33461	17296	661711	430597	
400 U STATES	131798	23059	4764845	636292	111
BEANS GREEN FRESH	131798	23059	4764845	636292	
231 HONG KONG			2300	167	
352 MEXICO			3890	1009	
400 U STATES	659247	67053	6554334	658417	
BEETS FRESH EXCEPT SUGAR BEETS	659247	67053	6560524	659593	114
400 U STATES	105962	3406	4068450	135590	
CABBAGE FRESH	105962	3406	4068450	135590	
400 U STATES	1125326	28194	72504999	1652773	115
CARROTS FRESH	1125326	28194	72504999	1652773	
400 U STATES	8320715	232433	74049298	2220803	116
CAULIFLOWER FRESH	8320715	232433	74049298	2220803	
400 U STATES	387366	21725	17554006	826793	117
CELERY FRESH	387366	21725	17554006	826793	
400 U STATES	5177870	223119	74696045	2746071	118
CUCUMBERS FRESH	5177870	223119	74696045	2746071	
316 CUBA			129759	14100	
352 MEXICO			32009	1819	
400 U STATES	1513662	86428	9461838	762358	
LETTUCE FRESH	1513662	86428	9823606	778277	120
400 U STATES	3810886	126602	94371742	3067099	
MUSHROOMS TRUFFLES FRESH	3810886	126602	94371742	3067099	
231 HONG KONG	100	395	1028	3441	121
327 FRANCE			12168	4817	
335 GERMANY W			1627	2453	
347 JAPAN	6725	9515	15780	21173	
365 POLAND			2582	6161	
400 U STATES	28859	6068	400484	113635	
ONIONS FRESH	35684	15978	433669	151680	122
100 U KINGDOM	230160	10847	230160	10847	
236 NEW ZEAL			134638	4216	
312 CHILE			2458690	84834	
322 EGYPT	801162	24039	1796781	56138	
344 ITALY	141887	6934	185146	9599	
352 MEXICO			203010	8931	
354 NETHRLNDS			16535	825	
372 SPAIN			248824	5525	
400 U STATES	6542554	438512	55136835	2037926	
PEAS GREEN FRESH	7715763	480332	60410619	2218841	123
352 MEXICO			289504	23135	
400 U STATES	97753	9097	504978	54602	
POTATOES SWEET AND YAMS FRESH	97753	9097	794482	77737	
231 HONG KONG			58	602	124
400 U STATES	1002	8942	48301	277660	
POTATOES FRESH EXCEPT SEED	1002	8942	48359	278262	
316 CUBA			4795	17380	125
400 U STATES	475726	2481375	1347704	5887886	
SPINACH FRESH	475726	2481375	1352499	5905266	
400 U STATES	223621	14721	6419642	383953	126
TOMATOES FRESH	223621	14721	6419642	383953	
224 JAMAICA			38880	7858	127
227 BAHAMAS			652661	64591	
316 CUBA			41369	8668	
352 MEXICO	25200	3495	25032419	1752700	
372 SPAIN			15432	1000	
400 U STATES	13684779	1400917	67572256	5864907	
VEGETABLES FRESH	13709979	1404412	93353017	7699724	128
N O P					
231 HONG KONG	5330	496	144207	14662	
304 ARGENTINA			1509	311	
306 BELGIUM			469	190	
312 CHILE	6600	990	44394	5902	
316 CUBA			9182	711	
344 ITALY			16496	1426	
352 MEXICO	8875	1645	69249	10070	

IMPORTS INTO CANADA FOR CONSUMPTION

Articles and Countries from which Imported	MONTH OF JULY 1956		SEVEN MONTHS ENDED JULY 1956		Class Number
	Quantities	Values (\$)	Quantities	Values (\$)	
400 U STATES	4059206	263633	38843449	2740487	
VEGETABLES FROZEN 1LB OR LESS	4080011	266764	39128955	2773759	129
400 U STATES	1486589	266439	7711972	1423756	
VEGETABLES FROZEN OVER 1 LB	1486589	266439	7711972	1423756	130
400 U STATES	324702	58838	2976875	483428	
MUSTARDO LIQUIO	324702	58838	2976875	483428	131
100 U KINGDOM				76	
306 BELGIUM				181	
327 FRANCE		646		3600	
335 GERMANY W		1613		3817	
354 NETHRLNOS		59		311	
400 U STATES		2228		8519	
PASTE HASH VEGETABLE		4546		16504	132
MEAT FISH	LB				
100 U KINGDOM	69324	17183	748339	177307	
231 HONG KONG	108	60	1862	1059	
234 AUSTRALIA			48000	9400	
318 DENMARK	885	455	7491	4852	
327 FRANCE	53	90	11052	10359	
335 GERMANY W			563	240	
344 ITALY	3120	893	10698	4772	
347 JAPAN	462	162	3422	734	
354 NETHRLNDS	625	156	14836	1704	
359 NORWAY	370	91	4726	872	
376 SWITZRLND	90	90	90	90	
388 YUGO SLAV			3196	1522	
389 IRELAND			19200	3314	
400 U STATES	35129	8667	438295	127325	
POTATOES DRIED	110166	27847	1311770	343550	133
100 U KINGDOM	33000	8968	140244	36344	
354 NETHRLNDS	9984	2578	22016	5515	
400 U STATES	3656	1239	90743	22836	
VEGETABLES DRIED	46640	12785	253003	64695	134
N O P	LB				
100 U KINGDOM			747	97	
231 HONG KONG	10335	3014	38157	14311	
322 EGYPT	17200	3252	105546	19679	
327 FRANCE			1064	518	
335 GERMANY W			2324	1174	
344 ITALY	3250	427	7815	1528	
347 JAPAN			5376	1922	
354 NETHRLNOS	6770	3666	9684	5268	
400 U STATES	129088	72936	1319624	375413	
TOMATO JUICE CONCENTRATED	166643	83295	1490337	419910	136
400 U STATES			11875	1410	
TOMATOES CANNED			11875	1410	137
100 U KINGDOM			568	57	
227 BAHAMAS			206000	16800	
344 ITALY	10350	748	893065	67731	
352 MEXICO	92538	7112	258445	19374	
372 SPAIN	208282	13778	474980	31068	
400 U STATES	317458	25761	3736555	304714	
TOMATO PASTE CANNED	628628	47399	5569613	439744	138
327 FRANCE			701825	74197	
344 ITALY	107424	14039	1711679	231742	
366 PORTUGAL			122136	14671	
372 SPAIN	1753	183	1753	183	
400 U STATES	237194	35517	1254793	189008	
TOMATO PULP AND PUREE CANNED	346371	49739	3792186	509801	139
344 ITALY			21600	2412	
372 SPAIN			213000	17986	
400 U STATES	11023	934	179927	15164	
TOMATO JUICE EXCEPT CONCENTRTO	11023	934	414527	35562	140
400 U STATES	281744	18545	14531830	1021297	
ASPARAGUS IN CANS	281744	18545	14531830	1021297	141
306 BELGIUM	678	237	678	237	
400 U STATES	386967	51316	1101623	184724	
CORN IN CANS	387645	51553	1102301	184961	143
400 U STATES	444590	66102	2016367	251687	
MUSHROOMS AND TRUFFLES IN CANS	444590	66102	2016367	251687	144
100 U KINGDOM	154	121	699	518	
231 HONG KONG			608	879	
317 CZECHO S			1982	3490	
327 FRANCE	29877	9242	96883	28511	
335 GERMANY W	660	402	660	402	
344 ITALY			269	99	
347 JAPAN	925	1223	2236	3064	
376 SWITZRLND			1125	673	
400 U STATES	787	624	42171	27832	
PEAS IN CANS	32403	11612	146633	65468	145
306 BELGIUM	4200	692	8010	1395	
327 FRANCE			6678	1183	
400 U STATES	2280	147	511850	54076	
	6480	839	526538	56654	

IMPORTS INTO CANADA FOR CONSUMPTION

Articles and Countries from which Imported	MONTH OF JULY 1956		SEVEN MONTHS ENDED JULY 1956		Class Number
	Quantities	Values (\$)	Quantities	Values (\$)	
VEGETABLE JUICE N O P CANNED 400 U STATES	LB 4267	558	50477	6188	146
VEGETABLES N O P IN CANS	LB 4267	558	50477	6188	147
100 U KINGDOM			2283	422	
231 HONG KONG	23011	4434	60259	12879	
306 BELGIUM	271	70	9142	1674	
322 EGYPT			4480	895	
327 FRANCE			7571	1680	
335 GERMANY W			43294	5844	
344 ITALY			8640	1649	
347 JAPAN	25196	3618	45571	7431	
354 NETHRLNDS	4912	395	48861	4899	
372 SPAIN			2100	325	
383 HAWAII			240	76	
393 TAIWAN			22800	4998	
400 U STATES	535111	49586	2955685	276660	
	588501	58103	3210926	319432	
PIMENTOS IN CANS	LB				148
344 ITALY			58500	15885	
372 SPAIN	3125	582	80023	9048	
400 U STATES	4200	1403	127050	28097	
	7325	1985	265573	53030	
BEANS GREEN OR WAX CANNED	LB				149
306 BELGIUM	560	156	2181	437	
354 NETHRLNDS	795	63	1853	156	
400 U STATES	175	55	223553	17913	
	1530	274	227587	18506	
BEANS BAKED CANNED	LB				150
100 U KINGDOM	45000	4361	45000	4361	
354 NETHRLNDS			6070	763	
400 U STATES	213325	18928	2041267	181276	
	258325	23289	2092337	186400	
PICKLES	GAL				152
100 U KINGDOM	2566	6891	13958	40186	
215 INDIA	117	245	117	245	
227 BAHAMAS			3060	1801	
231 HONG KONG	2141	2561	11243	13640	
234 AUSTRALIA			45	218	
318 DENMARK			41	139	
327 FRANCE	12	79	65	213	
335 GERMANY W			2866	3886	
336 GREECE			914	1461	
344 ITALY	3715	6216	27714	44169	
347 JAPAN	977	2544	4831	9684	
354 NETHRLNDS	8739	11262	94808	99222	
365 POLAND	176	461	176	461	
372 SPAIN	1990	1605	61275	49495	
400 U STATES	93963	106715	395589	485935	
	114396	138579	616702	750755	
SAUCES N O P AND CATSUPS	GAL				153
100 U KINGDOM	373	947	4109	9965	
224 JAMAICA	4	59	51	276	
231 HONG KONG	2182	5110	10155	19044	
327 FRANCE			45	65	
335 GERMANY W	76	127	351	1023	
347 JAPAN	95	70	585	746	
354 NETHRLNDS	7703	8223	9892	14258	
400 U STATES	51404	78498	328011	552700	
	61837	93034	353199	598077	
SAUCES SOY	GAL				155
231 HONG KONG	4340	3298	22383	18350	
347 JAPAN	2787	3900	10066	13798	
400 U STATES	3857	3110	17502	13727	
	10984	10308	49951	45875	
BARLEY BUCKWHEAT AND RYE	BUSH				161
375 SWEDEN			1385	2936	
400 U STATES			981	1957	
			2366	4893	
BEANS SOYA	BUSH				162
231 HONG KONG	8	51	76	390	
400 U STATES	80539	221806	2856779	8236056	
	80547	221857	2856855	8236446	
BEANS N O P	LB				163
100 U KINGDOM			470835	35003	
203 B E AFR			780157	54307	
205 RHOD NYAS			113485	6784	
231 HONG KONG	71450	6353	378800	37179	
304 ARGENTINA			13139	808	
306 BELGIUM			79149	5480	
312 CHILE	65311	4362	185311	13818	
344 ITALY			72631	6898	
347 JAPAN	3500	467	13070	1769	
354 NETHRLNDS	1406	142	156705	9646	
363 PERU			8000	1028	
400 U STATES	241795	20581	2857498	370435	
	383462	31905	5128780	543155	
INDIAN CORN	BUSH				167
400 U STATES	198075	327620	1446747	2585878	
	198075	327620	1446747	2585878	
OATS	BUSH				168
400 U STATES			15273	36596	
			15273	36596	
PEAS SPLIT	LB				169
100 U KINGDOM			69784	4493	
234 AUSTRALIA			70399	3027	

IMPORTS INTO CANADA FOR CONSUMPTION

Articles and Countries from which Imported	MONTH OF JULY 1956		SEVEN MONTHS ENDED JULY 1956		Class Number
	Quantities	Values (\$)	Quantities	Values (\$)	
312 CHILE			2205	244	
354 NETHRLNDS			117314	7097	
391 LEBANON			22269	1353	
392 SYRIA			21529	1476	
400 U STATES	9240	1135	188821	19988	
PEAS N O P	9240	1135	492321	37678	170
100 U KINGDOM			271756	34572	
234 AUSTRALIA			336988	17936	
236 NEW ZEAL	20545	982	59685	3041	
328 FR AFRICA			33069	2608	
352 MEXICO			66000	9174	
353 MOROCCO			5512	418	
354 NETHRLNDS			575953	33308	
400 U STATES	97415	6985	4855999	479327	
RICE UNCLEAMED UNHULLED PADDY	117960	7967	6204962	580384	171
215 INDIA			20597	109201	
304 ARGENTINA	17807	67171	33044	152650	
306 BELGIUM			6615	24402	
322 EGYPT			550	2944	
344 ITALY			16535	99750	
356 SURINAM	7557	38836	13807	60431	
371 THAILAND			22180	127511	
400 U STATES			90625	223932	
RICE CLEANED	25364	106007	203953	800821	172
100 U KINGDOM			6	56	
215 INDIA			19514	103502	
221 B GUIANA	10	63	10	63	
231 HONG KONG	20	171	590	5214	
234 AUSTRALIA	42745	186616	57457	234232	
304 ARGENTINA			55212	164157	
344 ITALY			440	5405	
347 JAPAN	36	363	36	363	
354 NETHRLNDS	400	3054	1275	10412	
356 SURINAM			1764	6087	
371 THAILAND			350	2574	
386 URUGUAY	33069	94852	48424	143814	
400 U STATES	20181	178109	119316	1117003	
WHEAT	96461	463228	304394	1792882	174
400 U STATES			285	840	
BARLEY POT PEARL ROAST GROUND			285	840	181
100 U KINGDOM			9576	2403	
400 U STATES	1200	154	4080	526	
BRAN AND MILL FEED	1200	154	13656	2929	182
100 U KINGDOM			128	613	
400 U STATES	24309	39898	182766	364521	
BUCKWHEAT MEAL OR FLOUR	24309	39898	182894	365134	183
CORN MEAL					184
400 U STATES	1688	11674	5849	38946	
HOMINY CRACKED OR DRIED CORN	1688	11674	5849	38946	185
400 U STATES	18632	72158	87506	314691	
MALT FLOUR	18632	72158	87506	314691	187
400 U STATES	49400	3609	308100	23112	
OATMEAL AND ROLLED OATS	49400	3609	308100	23112	188
100 U KINGDOM			1680	339	
400 U STATES			6500	780	
RICE STARCH FLOUR MEAL FEED			8180	1119	189
231 HONG KONG	5220	809	27640	4606	
335 GERMANY W	11000	913	72600	6098	
347 JAPAN			1238	297	
400 U STATES	100220	10433	502680	47305	
RYE FLOUR	116440	12155	604158	58306	191
400 U STATES			32	784	
SAGO AND CASSAVA FLOUR EDIBLE			32	784	192
218 MALAYA			9893	523	
231 HONG KONG	1280	175	4780	746	
309 BRAZIL			23163	1346	
400 U STATES			72559	8039	
SEMOLINA	1280	175	110395	10654	193
WHEAT FLOUR					194
100 U KINGDOM			29	145	
400 U STATES	943	5364	4093	27193	
BISCUITS AND BREAD DIETARY	943	5364	4122	27358	201
100 U KINGDOM					
327 FRANCE		5625		23324	
335 GERMANY W		1035		1738	
400 U STATES		1383		546	
BISCUITS NOT SWEETENED N O P		8043		16991	
100 U KINGDOM				42599	
	26965	9005	219866	79864	203

IMPORTS INTO CANADA FOR CONSUMPTION

Articles and Countries from which Imported	MONTH OF JULY 1956		SEVEN MONTHS ENDED JULY 1956		Class Number
	Quantities	Values (\$)	Quantities	Values (\$)	
231 HONG KONG	96	54	540	314	
306 BELGIUM			420	517	
318 DENMARK	3960	759	10630	2230	
326 FINLAND			1488	375	
335 GERMANY W	1080	158	6074	806	
347 JAPAN	5288	2020	29890	11318	
354 NETHRLNDS	9528	2227	47310	10762	
359 NORWAY	1718	252	35068	5528	
375 SWEDEN	1800	356	205681	36535	
400 U STATES	153572	42413	1142693	349887	
	204007	57244	1699660	498136	
BISCUITS SWEETENED N O P	LB				204
100 U KINGDOM	407267	146919	3001666	1141364	
231 HONG KONG	1498	340	3334	1528	
305 AUSTRIA			6229	2167	
306 BELGIUM	4042	1564	94665	31398	
317 CZECHO S			3125	1372	
318 DENMARK	3786	814	21569	4773	
327 FRANCE			6728	3185	
335 GERMANY W	1628	569	9801	3401	
344 ITALY	408	136	6408	2026	
347 JAPAN			495	242	
354 NETHRLNDS	9238	2608	60363	15014	
376 SWITZRLND			3150	1920	
400 U STATES	146389	41965	1232196	307061	
	574256	194915	4449729	1515451	
BREAD PASSOVER MATZO PRODUCTS					205
400 U STATES				239025	
				239025	
CEREAL FOODS 25 POUNDS OR LESS	LB				206
100 U KINGDOM			87094	10759	
231 HONG KONG	700	252	4244	1572	
327 FRANCE	529	104	529	104	
335 GERMANY W	4183	502	25536	3784	
354 NETHRLNDS	930	108	23515	3197	
359 NORWAY			2976	411	
400 U STATES	108808	26268	620897	147988	
	115150	27234	764791	167815	
CEREAL FOODS PREPARED N O P					207
100 U KINGDOM		2791		9249	
236 NEW ZEAL				187	
304 ARGENTINA		8250		8250	
327 FRANCE				385	
335 GERMANY W		79		2098	
347 JAPAN				258	
400 U STATES		65432		547205	
		76552		567632	
MACARONI AND VERMICELLI	LB				208
231 HONG KONG	8570	2239	28986	6877	
327 FRANCE	1045	177	1045	177	
344 ITALY	11012	1539	33012	4014	
347 JAPAN			3500	487	
354 NETHRLNDS			13160	1294	
400 U STATES	117267	19733	802380	131353	
	137894	23688	882083	144202	
MILK FOODS N O P					209
100 U KINGDOM				1633	
335 GERMANY W		362		1709	
359 NORWAY		1069		3566	
375 SWEDEN				1160	
400 U STATES		14647		121790	
		16078		129858	
ARROWROOT	LB				221
228 LEEW WIND	37800	3886	122300	12268	
231 HONG KONG			380	130	
400 U STATES			26000	4449	
	37800	3886	148680	16847	
MALT WHOLE CRUSHED OR GROUND	LB				224
400 U STATES			276000	12251	
			276000	12251	
SAGO AND TAPIOCA	LB				225
218 MALAYA			78920	4969	
309 BRAZIL	22000	2420	47480	5088	
327 FRANCE			132	66	
335 GERMANY W			282	63	
355 INDONESIA			110805	11920	
400 U STATES	140560	20825	509800	75826	
	162560	23245	747419	97932	
ALL OTHER BREADSTUFFS N O P					226
231 HONG KONG				1366	
400 U STATES		2502		30573	
		2502		31939	
COCOANUT OIL N O P EDIBLE	CWT				231
100 U KINGDOM	416	6227	687	10405	
217 CEYLON			6	55	
354 NETHRLNDS			83	1268	
389 IRELAND			106	1853	
400 U STATES	58	933	728	12334	
	474	7160	1610	25915	
COTTON SEED OIL N O P EDIBLE	CWT				233
400 U STATES	1263	20853	5666	101370	
	1263	20853	5666	101370	
OLIVE OIL N O P EDIBLE	CWT				234
327 FRANCE	106	4109	197	8300	
336 GREECE			45	1500	
344 ITALY	487	18385	4888	151647	

IMPORTS INTO CANADA FOR CONSUMPTION

Articles and Countries from which Imported	MONTH OF JULY 1956		SEVEN MONTHS ENDED JULY 1956		Class Number
	Quantities	Values (\$)	Quantities	Values (\$)	
372 SPAIN	1154	35799	5625	207647	
400 U STATES	196	8842	1749	75181	
PEANUT OIL N O P EDIBLE	1943	67135	12504	444275	235
231 HONG KONG	CWT				
400 U STATES	122	2832	512	11416	
SOYA BEAN OIL N O P EDIBLE	58	1705	969	23409	236
100 U KINGDOM	180	4537	1481	34825	
400 U STATES	CWT				
CHOCOLATES IN RETAIL PACKAGES	17147	267803	116341	1716296	239
100 U KINGDOM	17147	267803	116385	1717153	
318 DENMARK	LB				
335 GERMANY W	46465	22719	921869	433108	
344 ITALY			2948	1158	
354 NETHRLNDS			26498	15046	
360 ISRAEL	703	618	2135	1924	
375 SWEDEN			26643	11544	
376 SWITZRLND			20979	8193	
389 IRELAND			1091	372	
400 U STATES	1180	1001	19904	14540	
CONFECTIONERY CHOCOLATE N O P	280	187	155309	63188	
100 U KINGDOM	48628	24525	1183132	551294	
305 AUSTRIA	LB				
306 BELGIUM	233047	86214	1449601	573638	
317 CZECHOS			2413	1947	
318 DENMARK	1091	655	24038	8277	
327 FRANCE			8697	6907	
335 GERMANY W	2095	781	4717	1563	
344 ITALY	2211	1305	95275	27835	
354 NETHRLNDS			170919	75220	
359 NORWAY	11832	3520	1456	2006	
360 ISRAEL			109137	45825	
375 SWEDEN			441	189	
376 SWITZRLND	1765	755	4033	1598	
389 IRELAND			1124	375	
400 U STATES	326	211	20160	12204	
OTHER CONFECTIONS SWEETENED	95151	26502	458653	133703	
100 U KINGDOM	347518	119943	2363234	896620	
207 UN SO AFR	LB				
231 HONG KONG	5510	1975	160678	44309	
305 AUSTRIA	1240	164	7417	1517	
306 BELGIUM	463	186	463	186	
318 DENMARK	1457	245	7568	1298	
327 FRANCE	3025	1001	16965	6522	
335 GERMANY W			8848	2141	
344 ITALY	1142	1102	10087	6590	
354 NETHRLNDS			5973	3579	
400 U STATES	6334	871	100510	13502	
FRUITS PEELS CANDIED	209588	72878	1520778	440378	
100 U KINGDOM	228759	78422	1839287	520022	
207 UN SO AFR	LB				
231 HONG KONG			1257	448	
234 AUSTRALIA			1400	174	
327 FRANCE	400	54	2080	655	
344 ITALY			4536	728	
354 NETHRLNDS			204103	40442	
366 PORTUGAL			122553	22715	
400 U STATES	4372	1727	1152	128	
GINGER PRESERVED	4372	1727	110	61	
100 U KINGDOM	28997	5926	429460	101922	
231 HONG KONG	LB				
347 JAPAN	240	107	906	486	
SUGAR CANDY CONFECTIONERY NOP	9111	1986	123349	18657	
100 U KINGDOM	500	128	1000	253	
223 BARBADOS	9851	2221	125255	19396	
224 JAMAICA	LB				
231 HONG KONG	1089918	212776	6311795	1278567	
234 AUSTRALIA	5328	993	8023	1518	
305 AUSTRIA			2383	315	
306 BELGIUM	2425	766	19687	6450	
316 CUBA			672	109	
318 DENMARK			8232	3430	
326 FINLAND	6000	655	6697	1591	
327 FRANCE	18356	4130	10360	1872	
335 GERMANY W			85539	25021	
336 GREECE			3086	1165	
344 ITALY	3304	1431	28029	7645	
347 JAPAN	9354	4286	187485	58093	
354 NETHRLNDS			175	54	
360 ISRAEL	883	586	25435	15199	
365 POLAND	375	143	2738	922	
376 SWITZRLND	30429	6538	305285	64378	
384 P RICO			22760	5231	
389 IRELAND			71290	7334	
400 U STATES	283	140	2818	970	
BUBBLE GUM	219432	52885	2456584	647539	
100 U KINGDOM	1386087	285329	9569573	2130077	
318 DENMARK	LB				
354 NETHRLNDS	11580	3571	15896	4700	
	6600	1786	11979	3469	
			453	408	

IMPORTS INTO CANADA FOR CONSUMPTION

Articles and Countries from which Imported	MONTH OF JULY 1956		SEVEN MONTHS ENDED JULY 1956		Class Number
	Quantities	Values (\$)	Quantities	Values (\$)	
389 IRELAND			17690	5211	
400 U STATES			362584	95402	
CHEWING GUM N O P	106849	30269	408602	109190	
	125029	35626			
	LB				249
100 U KINGDOM	3596	683	7292	1722	
318 DENMARK			3988	1998	
354 NETHRLNDS	817	308	3273	1308	
400 U STATES	34317	9645	130539	34103	
GLUCOSE AND SYRUP	38730	10636	145092	39131	
	CWT				251
CORN SYRUP			455	2935	
100 U KINGDOM			81	951	
354 NETHRLNDS	16	293	66849	519398	
400 U STATES	12755	96207	67385	523284	
	12771	98500			
MOLASSES OF CANE					252
	GAL				
100 U KINGDOM			1517920	194484	
225 TRINIDAD			2444640	300434	
383 HAWAII			30943	5674	
384 P RICO			705860	72055	
400 U STATES	127062	24084	1382957	274047	
	127062	24084	6082320	846694	
LIQUID OR INVERT SUGAR					254
	CWT				
100 U KINGDOM			129	760	
400 U STATES	39	260	253	2095	
	39	260	382	2855	
MOLASSES FOR HUMAN CONSUMPTION					255
	GAL				
100 U KINGDOM	180	126	180	126	
223 BARBADOS	256028	144285	1566930	926279	
400 U STATES	1837	2254	36383	29804	
	258045	146665	1603493	956209	
SYRUPS OF CANE OR BEET					256
	GAL				
100 U KINGDOM	1334	1430	16196	17914	
354 NETHRLNDS			231	327	
400 U STATES	231	653	3695	7813	
	1565	2083	20122	26054	
SUGAR RAW IMPORTED BY REFINERS					262
	CWT				
204 MAURITIUS			397866	1561904	
221 B GUIANA	109952	459138	887419	3612812	
223 BARBADOS	341600	1402495	594720	2431456	
224 JAMAICA	425807	1817164	1909594	7847955	
225 TRINIDAD	213525	872391	505395	2045936	
228 LEEW WIND	94080	381918	416640	1708220	
234 AUSTRALIA			265373	946416	
235 FIJI			449733	2054947	
316 CUBA	286146	1000679	1478080	5051119	
	1471110	5933785	6904820	27260765	
SUGAR RAW N O P					263
	CWT				
221 B GUIANA	83797	353077	184681	772089	
224 JAMAICA			14627	53800	
	83797	353077	199308	825889	
SUGAR REFINED					264
	CWT				
100 U KINGDOM			1158	5953	
223 BARBADOS			46	250	
352 MEXICO	2205	12125	22377	110591	
400 U STATES	29	410	164	2377	
	2234	12535	23745	119171	
SUGAR AND SYRUP MAPLE					265
	LB				
400 U STATES	2000	1535	6000	4651	
	2000	1535	6000	4651	
COCOA BEANS NOT ROASTED					271
	CWT				
100 U KINGDOM			9316	235646	
210 G COAST	16240	403684	55371	1454412	
211 NIGERIA	2240	48354	14385	404501	
217 CEYLON			2016	48498	
224 JAMAICA	1593	35773	12471	298741	
225 TRINIDAD	1500	37712	9870	266766	
228 LEEW WIND	76	1904	606	17123	
309 BRAZIL			7411	218342	
321 ECUADOR	381	9235	3961	113130	
328 FR AFRICA			2207	68976	
335 GERMANY W	1111	32631	2231	70242	
387 VENEZUELA			2278	61324	
400 U STATES	560	17181	52076	1547067	
	23701	586474	174199	4804768	
COCOA BUTTER					273
	LB				
100 U KINGDOM	123200	64454	622720	329345	
224 JAMAICA	67200	27843	298264	120332	
225 TRINIDAD	40012	15605	41692	16389	
309 BRAZIL			137832	65550	
327 FRANCE			308479	161144	
344 ITALY	110229	43743	176279	96571	
354 NETHRLNDS	34069	15657	535740	268184	
400 U STATES	2000	867	554243	271083	
	376710	168169	2675249	1328598	
COCOA PASTE NOT SWEETENED					274
	LB				
100 U KINGDOM	5580	4482	854164	326278	
309 BRAZIL	176408	48420	390332	100294	
320 DOM REP			44128	12673	
354 NETHRLNDS	124520	36205	868176	273771	
372 SPAIN			149913	43489	
400 U STATES	5400	2118	124120	41053	
	311908	91225	2430833	797558	
COCOA PASTE SWEETENED					275
	LB				
100 U KINGDOM	4480	1918	8820	3076	
354 NETHRLNDS			3992	1235	
400 U STATES	13850	4916	69900	27815	
	18330	6834	82712	32126	

IMPORTS INTO CANADA FOR CONSUMPTION

Articles and Countries from which Imported	MONTH OF JULY 1956		SEVEN MONTHS ENDED JULY 1956		Class Number
	Quantities	Values (\$)	Quantities	Values (\$)	
COCOA OR CHOCOLATE POWDER	LB				276
100 U KINGDOM	19040	7596	102512	41179	
327 FRANCE	99207	21676	356867	90465	
335 GERMANY W			6505	2209	
354 NETHRLNDS	165585	51052	1199468	380110	
400 U STATES	102872	50912	1010782	452187	
	386704	131236	2676134	966150	
COCOA AND CHOCOLATE PREPS NOP	LB				277
100 U KINGDOM	7198	2099	121623	41730	
306 BELGIUM			1951	850	
317 CZECHO S			1200	1260	
318 DENMARK			2156	984	
327 FRANCE			15341	5408	
335 GERMANY W	2004	1032	4996	2340	
354 NETHRLNDS	11883	1841	63289	13033	
389 IRELAND			58848	11248	
400 U STATES	62924	13584	385814	78131	
	84009	18556	655218	154984	
CHICORY	LB				282
100 U KINGDOM			5007	1865	
306 BELGIUM	2204	172	63391	4089	
327 FRANCE			40500	2758	
354 NETHRLNDS	8960	756	46369	4266	
400 U STATES	4624	1670	53484	19072	
	15788	2598	208751	32050	
COFFEE GREEN	LB				283
100 U KINGDOM	144737	80285	236115	119551	
202 ADEN			74530	41467	
203 B E AFR	413185	203890	7274304	3446863	
207 UN SO AFR			34819	20104	
212 S LEONE			22400	6169	
224 JAMAICA			101750	58917	
225 TRINIOAD	57650	19784	322462	101775	
303 ARABIA	4409	2537	21609	12991	
307 BEL CONGO	6489	2030	315044	148802	
309 BRAZIL	4724246	2516129	28331664	14531881	
314 COLOMBIA	2133400	1519788	17779092	12004125	
315 C RICA	23286	16337	248948	160333	
316 CUBA			107541	58878	
320 DOM REP	164510	81027	1519860	839130	
321 ECUADOR	26455	12013	151064	66636	
323 EL SALVO	161216	86800	1277001	715143	
325 ETHIOPIA			121097	75709	
333 MAOAGASCR			6571	2037	
337 GUATEMALA	163083	91588	2520451	1420279	
338 HAITI	145106	62631	388264	174960	
352 MEXICO	366518	218890	3612713	2150823	
354 NETHRLNDS			37818	27315	
358 NICARAGUA			153011	104698	
363 PERU	108798	74771	141797	91265	
383 HAWAII			63186	40793	
384 P RICO			111584	66910	
387 VENEZUELA			219357	146338	
395 PORT W AF			103149	42129	
400 U STATES	134137	87484	1365611	630011	
	8777225	5075984	66862812	37306032	
COFFEE ROASTED AND SUBSTITUTES	LB				286
100 U KINGDOM			900	512	
224 JAMAICA	42100	19388	96350	42920	
309 BRAZIL			600	348	
400 U STATES	147275	115368	923245	706401	
	189375	134756	1021095	750181	
COFFEE EXTRACT OF N O P	LB				287
100 U KINGDOM	27508	10430	120533	46181	
335 GERMANY W	1136	271	1136	271	
376 SWITZRLND			70	145	
400 U STATES	245290	618067	1997354	4895835	
	273934	628768	2119093	4942432	
CLOVES UNGROUND	LB				291
100 U KINGDOM	1106	572	20097	7336	
203 B E AFR			45600	15118	
327 FRANCE			5445	1497	
333 MAOAGASCR	6614	1924	46650	14330	
400 U STATES			5518	2261	
	7720	2496	123310	40542	
GINGER UNGROUND	LB				292
100 U KINGDOM	5455	1434	71887	19866	
211 NIGERIA			1085	291	
212 S LEONE			46175	12106	
215 INDIA	7840	2299	73995	16138	
224 JAMAICA	9882	1352	132169	45438	
231 HONG KONG	1656	245	14996	2605	
371 THAILAND			5512	1062	
383 HAWAII	1330	131	3649	431	
384 P RICO			2750	362	
400 U STATES			7502	1830	
	26163	5461	359720	100129	
MUSTARD GROUND	LB				293
100 U KINGDOM	85976	28631	439415	181223	
400 U STATES	3088	824	112267	30785	
	89064	29455	551682	212008	
NUTMEGS AND MACE UNGROUND	LB				294
100 U KINGDOM	30490	21334	110997	77037	
218 MALAYA	2380	2008	12460	16999	
225 TRINIOAD			2195	1333	
228 LEEW WIND	28758	23867	119086	85536	

IMPORTS INTO CANADA FOR CONSUMPTION

Articles and Countries from which Imported	MONTH OF JULY 1956		SEVEN MONTHS ENDED JULY 1956		Class Number
	Quantities	Values (\$)	Quantities	Values (\$)	
335 GERMANY W			323	327	
354 NETHRLNDS			1165	2621	
400 U STATES	81	67	24040	10221	
	61709	48276	270266	194074	
NUTMEGS AND MACE GROUND	LB				295
400 U STATES	126	307	1835	2285	
	126	307	1835	2285	
PEPPER UNGROUND	LB				296
100 U KINGDOM			70992	19699	
203 B E AFR			15341	6099	
211 NIGERIA			7930	1252	
215 INDIA	68320	20106	979500	289596	
218 MALAYA	79520	18026	486253	142958	
219 BEL OTHER	15680	4009	125820	37881	
340 HUNGARY			1126	356	
347 JAPAN	1000	256	37500	9022	
352 MEXICO			4987	2892	
355 INDONESIA			43891	13700	
372 SPAIN	220	53	2420	602	
388 YUGO SLAV			2200	583	
400 U STATES	4134	1335	63406	22075	
	168874	43785	1841366	546715	
SPICES N O P UNGROUND	LB				297
100 U KINGDOM			8937	6904	
203 B E AFR			8831	565	
217 CEYLON	500	342	4040	3592	
224 JAMAICA	1120	698	64792	46532	
231 HONG KONG	13475	896	358007	32681	
313 CHINA			13840	1666	
329 INDOCHINA			6380	1974	
335 GERMANY W			117	50	
344 ITALY			661	140	
352 MEXICO			7994	4695	
354 NETHRLNDS	16535	2300	49668	6853	
355 INDONESIA	5511	887	40750	5102	
400 U STATES	560	413	43020	10043	
	37701	5536	607037	120797	
GINGER AND SPICES NOP GROUND	LB				298
100 U KINGDOM	460	361	9518	5787	
215 INDIA	5600	1096	9307	2068	
231 HONG KONG	2600	1002	2920	1118	
327 FRANCE			1100	330	
335 GERMANY W	327	206	4511	1540	
340 HUNGARY			3850	1053	
347 JAPAN			1100	492	
354 NETHRLNDS			550	325	
372 SPAIN	111820	29910	365586	99585	
388 YUGO SLAV			4409	1301	
400 U STATES	52111	26549	172409	89496	
	172918	59124	575260	203095	
TONQUIN BEANS CRUDE	LB				299
VANILLA BEANS CRUDE	LB				300
204 MAURITIUS			893	5083	
327 FRANCE			547	3118	
335 GERMANY W			39	134	
352 MEXICO	529	4441	2076	16493	
400 U STATES	5814	31822	24025	132560	
	6343	36263	27580	157388	
SEEDS AROMATIC CRUDE UNGROUND	LB				301
100 U KINGDOM			13800	2072	
215 INDIA	2917	478	16021	6097	
231 HONG KONG			5600	795	
304 ARGENTINA			612	73	
335 GERMANY W	695	352	972	949	
352 MEXICO			612	190	
353 MOROCCO	91469	6657	161742	12049	
354 NETHRLNDS	3302	438	72348	10255	
372 SPAIN			3360	797	
400 U STATES	7219	636	71337	12020	
	105602	8561	346404	45297	
TEA BLACK	LB				319
100 U KINGDOM	142217	78864	1123624	749480	
203 B E AFR	52242	26061	1041760	564983	
205 RHOD NYAS			42324	21319	
215 INDIA	1580467	770124	12799901	6313251	
217 CEYLON	1680392	927054	11097901	6364614	
218 MALAYA	66140	28533	145470	64760	
231 HONG KONG	41481	24653	74278	46817	
307 BEL CONGO			19180	9795	
313 CHINA	2200	676	13684	5956	
347 JAPAN	3500	1270	182175	40639	
354 NETHRLNDS			123868	70873	
355 INDONESIA			116533	66098	
389 IRELAND	3000	2151	9060	6521	
393 TAIWAN	31978	9506	65078	19316	
400 U STATES	8055	4579	60018	33637	
	3611672	1873471	26914854	14378059	
TEA GREEN	LB				320
100 U KINGDOM			378	335	
231 HONG KONG	4738	2748	14590	9108	
347 JAPAN	4339	1623	191793	65483	
400 U STATES			993	467	
	9077	4371	207754	75393	
VINEGAR	GAL				341
327 FRANCE	375	640	1270	2094	

IMPORTS INTO CANADA FOR CONSUMPTION

Articles and Countries from which Imported	MONTH OF JULY 1956		SEVEN MONTHS ENDED JULY 1956		Class Number
	Quantities	Values (\$)	Quantities	Values (\$)	
344 ITALY	528	1007	528	1007	352
347 JAPAN			208	182	
400 U STATES	348	516	18225	10476	
YEAST IN CAKES AND PACKAGES	1251	2163	20231	13759	353
LB					
344 ITALY	478	175	478	175	
400 U STATES	550	296	7807	4517	353
YEAST IN BULK	1028	471	8285	4692	
LB					
400 U STATES	2294	1062	13823	6185	362
HOPS	2294	1062	13823	6185	
LB					
335 GERMANY W	2750	3349	11486	13098	364
400 U STATES	50586	29916	555318	357381	
LIQUORICE UNSWEETENED	53336	33285	566804	370479	
LB					364
100 U KINGDOM			432	122	
400 U STATES	87314	18597	345156	70526	
MALT SYRUP AND EXTRACTS	87314	18597	345588	70648	365
LB					
100 U KINGDOM	33407	6375	261859	37835	
400 U STATES	52465	9999	748998	141157	367
ESSENCES EXTRACTS N O P	85872	16374	1010857	178992	
GAL					
100 U KINGDOM	92	903	909	9256	369
335 GERMANY W	17	649	42	1251	
354 NETHRLNDS			3	90	
400 U STATES	64	1796	624	14575	369
FOODSTUFFS TAR 18A 19 140A 206	173	3348	1578	25172	
400 U STATES					
		734		6654	380
POTATOES FRENCH FRIED FROZEN		734		6654	
LB					
400 U STATES	16315	3357	898676	177594	381
POTATO CHIPS NOT FROZEN	16315	3357	898676	177594	
LB					
400 U STATES	390015	138920	2003421	728505	390
VEGETABLE FOOD PRODUCTS N O P	390015	138920	2003421	728505	
100 U KINGDOM		7301		110064	390
231 HONG KONG		8791		28417	
306 BELGIUM		971		3916	
318 DENMARK				107	
335 GERMANY W		202		739	
347 JAPAN		149		2326	
354 NETHRLNDS		12756		52116	
376 SWITZRLND		430		1624	
400 U STATES		102218		855669	
		132818		1054978	

IMPORTS INTO CANADA FOR CONSUMPTION

Articles and Countries from which Imported	MONTH OF JULY 1956		SEVEN MONTHS ENDED JULY 1956		Class Number
	Quantities	Values (\$)	Quantities	Values (\$)	
GROUP 1					
AGRICULTURAL PRODUCTS					
B OTHER THAN FOOD					
ALE BEER PORTER AND STOUT	GAL				1501
100 U KINGDDM	19955	25095	119774	154923	
318 DENMARK			1200	1228	
335 GERMANY W	3000	3778	6961	8799	
347 JAPAN	80	241	764	2291	
354 NETHRLNDS			1146	1044	
400 U STATES	144	218	144	218	
	23179	29332	129989	168503	
BRANDY	P GAL				1511
100 U KINGDOM	49	335	513	3878	
207 UN SO AFR	5106	14642	41503	118861	
232 MALTA	381	1862	1928	9119	
234 AUSTRALIA	2035	7333	29032	92113	
318 DENMARK			55	301	
327 FRANCE	19952	148250	92522	740418	
335 GERMANY W			101	1244	
336 GREECE	167	1449	552	4796	
344 ITALY	37	244	487	3893	
360 ISRAEL			291	4615	
366 PORTUGAL	1073	4830	8093	35410	
372 SPAIN	137	768	1582	9493	
388 YUGO SLAV			140	838	
400 U STATES	184	437	184	437	
	29121	180150	176983	1085416	
CORDIALS AND LIQUEURS N O P	P GAL				1512
100 U KINGDOM	1128	15367	6937	94013	
225 TRINIDAD	4	88	1256	13738	
231 HONG KONG			83	1119	
234 AUSTRALIA	108	947	162	1421	
313 CHINA			84	2042	
318 DENMARK	462	8290	2071	33233	
327 FRANCE	2598	26733	17620	194155	
344 ITALY	39	414	567	4028	
352 MEXICO			95	1931	
354 NETHRLNDS	1013	10083	7421	72750	
359 NORWAY	62	307	356	1770	
375 SWEDEN	48	358	239	1253	
376 SWITZRLND			34	595	
384 P RICO	62	323	733	3821	
389 IRELAND			42	526	
400 U STATES			100	2282	
	5524	62910	37800	428677	
GIN	P GAL				1513
100 U KINGDOM	15475	79331	63108	326858	
354 NETHRLNDS	441	1743	2805	11102	
	15916	81074	65913	337960	
RUM	P GAL				1514
100 U KINGDOM	12216	51715	167731	607675	
221 B GUIANA	15800	24055	154360	212815	
223 BARBADOS	5473	23017	49350	168614	
224 JAMAICA	7855	20627	74033	181115	
225 TRINIDAD	5403	26722	32821	150885	
234 AUSTRALIA			104	387	
316 CUBA	894	10541	5765	63157	
327 FRANCE	70	530	287	2173	
338 HAITI	35	253	1437	10350	
384 P RICO	8652	62844	29524	218005	
	56398	220304	515412	1615176	
WHISKY	P GAL				1515
100 U KINGDDM	64996	543326	409405	3302792	
234 AUSTRALIA			20	69	
389 IRELAND	7	57	108	844	
400 U STATES	69488	141740	699734	1197007	
	134491	685123	1109267	4500712	
ABSINTHE ALCOHOLIC LIQUORS NOP	P GAL				1516
100 U KINGDOM	11	104	75	509	
354 NETHRLNDS	118	472	118	472	
	129	576	193	981	
WINES NON SPARKLING	GAL				1530
100 U KINGDOM	5343	33341	48156	231724	
207 UN SO AFR	11479	18561	86777	142153	
231 HONG KONG			497	1796	
232 MALTA	70	301	3496	5789	
234 AUSTRALIA	13748	29240	116284	245455	
327 FRANCE	29584	97164	167095	576482	
328 FR AFRICA	5146	7061	22561	30948	
335 GERMANY W	2644	12771	12792	64100	
336 GREECE	220	630	12471	14190	
340 HUNGARY			347	1305	
344 ITALY	12792	38778	87533	268610	
347 JAPAN			884	3017	
354 NETHRLNDS			829	1769	
360 ISRAEL			1792	6983	
366 PORTUGAL	18551	29656	96850	161056	
367 AZORES	20	81	1192	4192	

IMPORTS INTO CANADA FOR CONSUMPTION

Articles and Countries from which Imported		MONTH OF JULY 1956		SEVEN MONTHS ENDED JULY 1956		Class Number
		Quantities	Values (\$)	Quantities	Values (\$)	
	372 SPAIN	5148	14539	36661	107874	
	376 SWITZRLND	100	430	1000	3989	
	389 IRELAND			1977	10105	
	400 U STATES	2013	5505	26866	77791	
		106858	288058	726060	1959328	
WINES SPARKLING						1560
	100 U KINGDOM			82	851	
	234 AUSTRALIA			134	778	
	306 BELGIUM	76	1024	362	4650	
	327 FRANCE	2364	27336	17222	205425	
	335 GERMANY W	10	48	548	3049	
	344 ITALY	391	1841	1411	6962	
	354 NETHRLNOS	90	1224	150	2027	
	400 U STATES			24	283	
		2931	31473	20433	224025	
GUMS AMBER AND ARABIC						1571
	100 U KINGDOM	66139	10021	126191	20726	
	396 SUOAN	32969	4669	401836	54787	
	400 U STATES	43464	11211	292902	76177	
		142572	25901	820929	151690	
GUMS AUSTL COPAL DAMAR ETC						1572
	100 U KINGDOM			559	7069	
	218 MALAYA			6336	29284	
	219 BEL OTHER			560	1837	
	234 AUSTRALIA	3	1203	3	1203	
	400 U STATES	185	5734	1207	32470	
		188	6937	8665	71863	
GUMS BARBERRY ELEMI GEDDA ETC						1573
	100 U KINGDOM			121	6476	
	215 INDIA			80	3186	
	342 IRAN	1	183	3	236	
	344 ITALY			300	7566	
	347 JAPAN			3	63	
	354 NETHRLNOS			32	788	
	372 SPAIN			150	3456	
	376 SWITZRLND			22	948	
	400 U STATES	197	11457	2206	129569	
		198	11640	2917	152288	
BURGUNDY PITCH						1575
	400 U STATES	9846	1490	68235	10273	
		9846	1490	68235	10273	
CHICLE OR SAPPATO GUM CRUOE						1576
	352 MEXICO			74382	64468	
	400 U STATES			340820	139026	
				415202	203494	
SHELLAC BLEACHED						1577
	215 INDIA			16	1024	
	400 U STATES	54	3322	809	49658	
		54	3322	825	50682	
DRAGONS BLOOD						1578
	400 U STATES			243	271	
				243	271	
LAC CRUOE SEED STICK AND SHELL						1579
	100 U KINGDOM			152	7377	
	215 INDIA	699	12170	4304	152580	
	371 THAILAND	1156	35030	13006	385114	
	400 U STATES	496	16159	4025	145134	
		2351	63359	21487	690205	
RESIN OR ROSIN						1580
	327 FRANCE			22	149	
	400 U STATES	23971	155730	194556	1308957	
		23971	155730	194578	1309106	
ROSIN SIZING						1581
	400 U STATES	17222	175983	85318	898393	
		17222	175983	85318	898393	
WAX SEALING						1582
	100 U KINGDOM				876	
	400 U STATES		201		4384	
			201		5260	
GUMS AND BLENDS N O P						1583
	100 U KINGDOM	125505	35788	330898	103112	
	218 MALAYA			112000	5711	
	354 NETHRLNOS			2000	632	
	400 U STATES	229701	97910	1784322	704286	
		355206	133698	2229220	813741	
TALL OIL AND TALL OIL PITCH						1584
	400 U STATES	9668	58025	49856	328331	
		9668	58025	49856	328331	
COTTON SEED CAKE AND MEAL						1591
	400 U STATES	800	2600	5000	15826	
		800	2600	5000	15826	
LINSEED OIL CAKE AND MEAL						1592
	400 U STATES	1198	3290	128419	387748	
		1198	3290	128419	387748	
PALM NUT CAKE AND MEAL						1593
SOYA BEAN OIL CAKE AND MEAL						1594
	400 U STATES	329454	984244	2212339	6120423	
		329454	984244	2212339	6120423	
SOYA BEAN FLOUR						1595
	335 GERMANY W	44	575	111	1479	
	400 U STATES	2352	12553	19188	135109	
		2396	13128	19299	136588	
PEANUT OIL CAKE AND MEAL						1596

IMPORTS INTO CANADA FOR CONSUMPTION

Articles and Countries from which Imported	MONTH OF JULY 1956		SEVEN MONTHS ENDED JULY 1956		Class Number
	Quantities	Values (\$)	Quantities	Values (\$)	
CASTOR OIL NOT EDIBLE	CWT				1601
100 U KINGDOM			51	1400	
215 INDIA	124	1972	444	7083	
309 BRAZIL			26179	326725	
400 U STATES	194	5260	2753	62864	
	318	7232	29427	398072	
CHINAWOOD OIL NOT EDIBLE	CWT				1602
100 U KINGDOM	112	2810	224	5695	
231 HONG KONG			1739	39831	
304 ARGENTINA	929	22624	2452	61522	
313 CHINA			4554	98182	
354 NETHRLNDS			2535	62524	
400 U STATES	316	7752	3464	84773	
	1357	33186	14968	352527	
COCOANUT OIL NOT EDIBLE	CWT				1603
100 U KINGDOM			5578	59097	
217 CEYLON	41403	437524	182944	1868852	
400 U STATES	1220	13975	4867	63263	
	42623	451499	193389	1991212	
COTTON SEED OIL NOT EDIBLE	CWT				1605
400 U STATES	12066	167122	208958	2886409	
	12066	167122	208958	2886409	
ESSENTIAL OIL N O P	LB				1606
100 U KINGDOM	22816	19278	53383	86868	
217 CEYLON			1600	1278	
224 JAMAICA			2790	10458	
225 TRINIDAD			1916	7865	
228 LEEW WIND			315	1511	
231 HONG KONG			2100	2100	
234 AUSTRALIA			3103	9146	
306 BELGIUM			425	573	
309 BRAZIL			2470	1416	
318 DENMARK	12	670	12	670	
327 FRANCE	1600	4945	7478	63452	
335 GERMANY W	4422	3437	10029	8045	
338 HAITI			1627	7180	
344 ITALY	3304	31330	3304	31330	
352 MEXICO	400	1390	1223	4284	
354 NETHRLNDS	4780	4322	18295	25709	
372 SPAIN	435	256	2835	9526	
376 SWITZRLND	429	8078	2547	34889	
400 U STATES	87298	308566	535342	1837647	
	125496	382272	650794	2143947	
EUCALYPTUS OIL	LB				1607
234 AUSTRALIA			424	289	
366 PORTUGAL			1676	941	
400 U STATES			2718	4612	
			4818	5842	
FLAXSEED OR LINSEED OIL	CWT				1608
100 U KINGDOM			4	135	
400 U STATES	1405	20961	10551	155339	
	1405	20961	10555	155474	
FOOTS OF COTTON SEED OR OLIVES	CWT				1609
400 U STATES	599	8236	1649	23292	
	599	8236	1649	23292	
OLIVE OIL FOR MANUFACTURING	CWT				1610
100 U KINGDOM	27	252	27	252	
400 U STATES			281	12762	
	27	252	308	13014	
PALM AND PALM KERNEL OIL	CWT				1611
100 U KINGDOM	2644	31911	9383	108608	
211 NIGERIA	14	200	12298	113561	
218 MALAYA	21136	226867	159282	1661513	
307 BEL CONGO	314	3843	10118	87511	
354 NETHRLNDS	611	9784	2331	36038	
355 INDONESIA	11644	135725	11644	135725	
400 U STATES	1202	13474	14199	183175	
	37565	421804	219255	2326131	
PEANUT OIL	CWT				1613
100 U KINGDOM			8444	144886	
400 U STATES	5448	75045	6154	88718	
	5448	75045	14598	233604	
PEPPERMINT OIL	LB				1614
100 U KINGDOM			24	577	
234 AUSTRALIA			1232	3835	
347 JAPAN	600	2912	900	4605	
400 U STATES	4730	28602	45233	278366	
	5330	31514	47389	287383	
PERILLA OIL	CWT				1615
RESIN OIL	CWT				1617
400 U STATES	432	2995	4526	33440	
	432	2995	4526	33440	
SESAME SEED OIL	CWT				1618
231 HONG KONG	11	641	23	842	
400 U STATES	2	108	61	2080	
	13	749	84	2922	
SOYA BEAN OIL FOR MANUFACTURE	CWT				1619
400 U STATES	4781	68244	52786	756152	
	4781	68244	52786	756152	
VEGETABLE OIL N O P NOT EDIBLE	CWT				1620
100 U KINGDOM			71	1891	
400 U STATES	10611	154948	73853	1044960	
	10611	154948	73924	1046851	

IMPORTS INTO CANADA FOR CONSUMPTION

Articles and Countries from which Imported	MONTH OF JULY 1956		SEVEN MONTHS ENDED JULY 1956		Class Number
	Quantities	Values (\$)	Quantities	Values (\$)	
RAPE SEED OIL					
100 U KINGDOM	CWT 40	1024	280	7147	1621
400 U STATES	8	218	108	2231	
	48	1242	388	9378	
CASHEW NUT SHELL OIL					
400 U STATES	CWT		848	12580	1622
			848	12580	
OITICICA OIL					
309 BRAZIL	CWT		1849	29791	1623
400 U STATES			1359	18632	
			3208	48423	
SUNFLOWER SEED OIL					
	CWT				1624
VEGETABLE OILS FOR TEXTILES					
100 U KINGDOM	CWT		1	51	1625
376 SWITZRLND			25	4014	
400 U STATES	3122	46406	16082	312800	
	3122	46406	16108	316865	
LEMON OIL AND ORANGE OIL					
100 U KINGDOM	LB		25	203	1626
215 INDIA			1120	2253	
224 JAMAICA	150	150	7700	7347	
309 BRAZIL			2024	2024	
335 GERMANY W	33	177	2270	4468	
344 ITALY	1300	7107	4685	22789	
354 NETHRLNDS	1800	8216	16641	69436	
360 ISRAEL			1091	1543	
376 SWITZRLND	80	1877	331	7840	
400 U STATES	10734	21799	73729	198851	
	14097	39326	109616	316754	
SPEARMINT OIL					
400 U STATES	LB				1627
	2025	9864	18886	90961	
	2025	9864	18886	90961	
ROSE BUSHES NOP					
100 U KINGDOM	NO		15438	7014	1646
306 BELGIUM			71534	7745	
318 DENMARK			5875	1566	
327 FRANCE			4135	1391	
335 GERMANY W			17865	2852	
354 NETHRLNDS			626222	127318	
400 U STATES	4650	1685	587486	258295	
	4650	1685	1328555	406181	
BUSHES ROOTS AND VINES N O P					
327 FRANCE	NO		2209	105	1647
354 NETHRLNDS			31880	699	
400 U STATES			3189156	104115	
			3223245	104919	
APPLE TREES N O P					
327 FRANCE	NO		148	271	1651
354 NETHRLNDS			4915	2381	
400 U STATES			28408	18652	
			33471	21304	
PEACH TREES AND JUNE BUDS NOP					
400 U STATES	NO				1653
			75430	35727	
			75430	35727	
FRUIT TREES N O P					
318 DENMARK	NO		260	78	1657
327 FRANCE			60	113	
354 NETHRLNDS			841	509	
400 U STATES			23618	17140	
			24779	17840	
AZALEAS RHODODENDRONS ETC					
100 U KINGDOM		155		3511	1662
207 UN SO AFR				2740	
220 BERMUDA				781	
231 HONG KONG		105		2301	
306 BELGIUM		65		23484	
318 DENMARK				151	
327 FRANCE				637	
335 GERMANY W		128		2419	
347 JAPAN				4026	
354 NETHRLNDS				101108	
384 P RICO		306		927	
400 U STATES		61620		317050	
		62379		459135	
PALMS FERNS FICUS CANNAS ETC					
100 U KINGDOM				138	1663
306 BELGIUM		504		2910	
354 NETHRLNDS				16130	
400 U STATES		326		10354	
		830		29532	
TULIP BULBS					1664
GLADIOLI BULBS					1665
347 JAPAN				113	
354 NETHRLNDS				81612	
400 U STATES		252		11617	
		252		93342	
FLOWERS AND FOLIAGE CUT					1666
100 U KINGDOM				1044	
220 BERMUDA				2424	
327 FRANCE				362	
335 GERMANY W				3259	
344 ITALY				9371	
347 JAPAN				565	
352 MEXICO				552	

IMPORTS INTO CANADA FOR CONSUMPTION

Articles and Countries from which Imported	MONTH OF JULY 1956		SEVEN MONTHS ENDED JULY 1956		Class Number
	Quantities	Values (\$)	Quantities	Values (\$)	
354 NETHRLNDS				2243	
383 HAWAII		99		511	
400 U STATES		73965		1039667	
TREES SEEDLING STOCK		74064		1059998	1668
100 U KINGDOM				5375	
306 BELGIUM				3663	
327 FRANCE				5929	
354 NETHRLNDS				39053	
400 U STATES		585		15373	
FLORIST OR NURSERY STOCK N O P		585		69393	1669
100 U KINGDOM		564		11048	
306 BELGIUM				10333	
318 DENMARK				687	
327 FRANCE				4499	
335 GERMANY W				10930	
347 JAPAN				6281	
354 NETHRLNDS				525600	
400 U STATES		36254		556685	
LATEX NATURAL OR SYNTHETIC		36818		1126063	1680
100 U KINGDOM	LB	2249	645	58119	23653
218 MALAYA				48486	21322
400 U STATES		973079	340141	7224873	3010257
BALATA CRUDE		975328	340786	7331478	3055232
309 BRAZIL	LB	1000	416	5059	1903
400 U STATES		175	390	2265	4655
GUTTA PERCHA UNMANUFACTURED		1175	806	7324	6558
100 U KINGDOM	LB			250	812
400 U STATES		600	2051	4886	16764
RUBBER CRUDE CAOUTCHOUC		600	2051	5136	17576
100 U KINGDOM	LB	13440	6963	355607	1460666
211 NIGERIA				224000	57818
217 CEYLON		173080	39922	1995539	635936
218 MALAYA		5701164	1532593	40482777	13214953
219 BEL OTHER		67220	19016	112033	38825
329 INDOCHINA				33841	9768
350 LIBERIA		22400	5973	22400	5973
355 INDONESIA		303124	69051	1360503	353111
371 THAILAND				56000	11789
400 U STATES		484588	121206	3493064	1166226
COMB BLANKS OF HARD RUBBER		6765016	1794724	48135764	15640465
305 AUSTRIA			155		1301
335 GERMANY W			355		735
400 U STATES					876
RUBBER POWDERED WASTE OR JUNK			510		2912
100 U KINGDOM	CWT	10	135	613	6791
218 MALAYA				112	5149
400 U STATES		1741	9922	24856	190138
RUBBER RECOVERED		1751	10057	25581	202078
100 U KINGDOM	CWT	1320	11978	6010	52667
400 U STATES		18471	169592	154643	1437024
RUBBER SUBSTITUTE OR SYNTHETIC		19791	181570	160653	1489691
400 U STATES	CWT	15586	414219	125012	3613043
RUBBER THREAD NOT COVERED		15586	414219	125012	3613043
100 U KINGDOM	LB	3833	4705	12468	15467
400 U STATES		8389	14178	106840	183751
HARD RUBBER STRIP SHEET ROD		12222	18883	119308	199218
100 U KINGDOM	LB			48142	17498
400 U STATES		598	1143	36309	42294
CONVEYOR BELTING OF RUBBER		598	1143	84451	59792
100 U KINGDOM			10194		67689
306 BELGIUM			1894		4520
359 NORWAY			1215		2026
400 U STATES			12694		74588
BATHING SHOES RUBBER			25997		148823
100 U KINGDOM	PAIR			1968	799
335 GERMANY W				3400	1661
400 U STATES				5778	3559
BELTING RUBBER				11146	6019
100 U KINGDOM			2671		15692
335 GERMANY W			171		1465
347 JAPAN					3052
354 NETHRLNDS					1014
375 SWEDEN					186
376 SWITZRLND			59		154
400 U STATES			27776		228020
CANVAS SHOES RUBBER SOLES			30677		249583
100 U KINGDOM	PAIR	18062	10012	147544	91683
215 INDIA				457694	235368
231 HONG KONG		23340	12831	1484848	773858
335 GERMANY W		265	220	265	220

IMPORTS INTO CANADA FOR CONSUMPTION

Articles and Countries from which Imported	MONTH OF JULY 1956		SEVEN MONTHS ENDED JULY 1956		Class Number
	Quantities	Values (\$)	Quantities	Values (\$)	
344 ITALY			1 685	2 922	
347 JAPAN		2 170	9 336	5 114	
354 NETHRLNDS		2 026	4 184	3 825	
400 U STATES		93	9 448	1 149	
	5 011	2 732	21 902	11 705	
BOOTS AND SHOES RUBBER N O P PAIR					1 703
100 U KINGDOM	5 592	9 393	27 128	4 308	
218 MALAYA			204	868	
231 HONG KONG	192	188	5 070	4 263	
309 BRAZIL			50	115	
317 CZECHO S	2 378	2 184	10 183	10 237	
327 FRANCE			1 450	4 821	
335 GERMANY W			555	646	
347 JAPAN	3 000	2 440	29 440	19 211	
354 NETHRLNDS			1 298	2 542	
365 POLAND			1 320	10 608	
376 SWITZRLND			274	888	
400 U STATES	1 713	2 192	17 127	34 313	
	8 461	120 600	48 926	64 974	
CEMENT RUBBER					1 704
100 U KINGDOM		675		4 400	
335 GERMANY W				4 509	
400 U STATES		116 894		77 926	
		117 569		78 817	
CLOTHING RUBBER N O P					1 705
100 U KINGDOM		9 236		53 622	
335 GERMANY W				284	
344 ITALY				116	
354 NETHRLNDS				198	
359 NORWAY		415		7 003	
400 U STATES		16 949		76 998	
		26 600		138 221	
GLOVES RUBBER					1 706
100 U KINGDOM	DZ PR	5 219	8 182	28 022	
234 AUSTRALIA	1 258		300	977	
317 CZECHO S			339	385	
335 GERMANY W			420	549	
347 JAPAN	30	320	42	500	
354 NETHRLNDS	40	86	40	86	
400 U STATES	4 930	21 666	3 481	20 595	
	6 258	27 291	4 413	23 651	
GOLF BALLS					1 707
100 U KINGDOM	DOZ	14 463	41 309	13 226	
347 JAPAN	4 348	661	1 100	2 765	
400 U STATES	2 790	16 307	14 234	7 681	
	7 438	31 431	5 664	21 846	
HEELS RUBBER					1 708
100 U KINGDOM	PAIR	124	9 300	1 078	
231 HONG KONG	1 212	607	4 800	607	
335 GERMANY W	4 800		300	102	
400 U STATES	6 924	9 039	59 089	64 981	
	7 526	9 770	60 529	66 768	
HOSE RUBBER OR RUBBER LINED					1 709
100 U KINGDOM		6 127		41 929	
318 DENMARK				1 400	
335 GERMANY W		613		9 006	
354 NETHRLNDS		455		527	
375 SWEDEN		141		141	
400 U STATES		18 495		142 579	
		19 229		147 872	
WATER BOTTLES RUBBER					1 710
100 U KINGDOM		2 882		17 440	
305 AUSTRIA				680	
317 CZECHO S		1 791		3 155	
335 GERMANY W		2 406		7 349	
400 U STATES		5 207		15 828	
		12 286		44 452	
MATERIALS FOR SEALING COMPOUND					1 711
400 U STATES		12 936		87 985	
		12 936		87 985	
MATS AND MATTING RUBBER					1 712
100 U KINGDOM		2 108		7 764	
327 FRANCE				1 120	
335 GERMANY W		168		3 580	
354 NETHRLNDS		2 293		1 743	
400 U STATES		75 499		69 564	
		80 068		72 543	
PACKING RUBBER					1 713
100 U KINGDOM		1 689		16 349	
335 GERMANY W				1 190	
375 SWEDEN		460		2 667	
400 U STATES		44 756		25 391	
		46 905		27 412	
RAINCOATS RUBBER					1 714
100 U KINGDOM	NO	4 236	461	5 179	
400 U STATES	399	1 323	66	1 447	
	55	5 559	527	6 626	
TIRES BICYCLE AND MOTORCYCLE					1 715
100 U KINGDOM	NO	8 139	4 591	5 283	
306 BELGIUM	10 566	3 847	20 885	14 317	
317 CZECHO S	6 235	296	4 575	2 423	
327 FRANCE	75	249	2 336	2 118	
335 GERMANY W	100	4 986	34 181	23 628	
344 ITALY	696	629	787	1 029	
354 NETHRLNDS	587	1 089	8 943	55 378	
375 SWEDEN	1 661		5 200	3 644	

IMPORTS INTO CANADA FOR CONSUMPTION

Articles and Countries from which Imported	MONTH OF JULY 1956		SEVEN MONTHS ENDED JULY 1956		Class Number
	Quantities	Values (\$)	Quantities	Values (\$)	
400 U STATES	974	1122	5846	7898	
TIRE CASINGS N O P	42120	30158	209157	163271	1716
100 U KINGDOM	5975	73386	9202	173168	
327 FRANCE	858	78154	7687	724434	
335 GERMANY W			92	2032	
344 ITALY			30	112	
347 JAPAN	56	2598	276	13571	
375 SWEDEN	2750	6404	20950	45228	
400 U STATES	33016	822619	185608	4209892	
	42655	983161	223845	5168437	
TIRES INNER TUBES N O P					1717
100 U KINGDOM	625	964	3591	8212	
327 FRANCE	1632	8889	4597	31179	
344 ITALY	50	77	50	77	
347 JAPAN	50	185	112	419	
375 SWEDEN	2750	1506	21150	11488	
400 U STATES	21537	58656	71787	209581	
	26644	70277	101287	260956	
TIRES SOLID AUTOMOBILE					1718
400 U STATES	148	4232	784	20970	
	148	4232	784	20970	
TIRES SOLID RUBBER N O P					1719
100 U KINGDOM		10071		34335	
400 U STATES		16682		118109	
		26753		152444	
MANUFACTURES OF RUBBER N O P					1720
100 U KINGDOM		20366		193021	
218 MALAYA				78193	
305 AUSTRIA				1074	
306 BELGIUM				4462	
317 CZECHO S				664	
318 DENMARK		610		1880	
327 FRANCE		1426		6021	
335 GERMANY W		4743		34208	
344 ITALY		754		1649	
347 JAPAN		4507		25230	
354 NETHRLNDS		1064		4259	
375 SWEDEN		2034		3338	
376 SWITZRLND				210	
400 U STATES		497881		3803791	
		533385		4158000	
TIRES INNER TUBES BICYCLE					1721
100 U KINGDOM	1998	773	27038	12731	
306 BELGIUM	8342	2311	16712	4847	
317 CZECHO S	195	130	460	282	
327 FRANCE			100	191	
335 GERMANY W	12600	3521	64930	18567	
344 ITALY	200	571	250	649	
347 JAPAN			7650	1561	
354 NETHRLNDS	7425	1912	94380	24645	
375 SWEDEN			4000	1358	
400 U STATES	216	133	1822	1154	
	30976	9351	217342	65985	
GASKETS AND WASHERS RUBBER					1722
100 U KINGDOM		602		5014	
335 GERMANY W		540		997	
400 U STATES		113251		907522	
		114393		913533	
DRUGGISTS SUNDRIES RUBBER					1723
100 U KINGDOM		4389		32664	
231 HONG KONG		298		298	
305 AUSTRIA				1739	
317 CZECHO S		176		915	
327 FRANCE				928	
335 GERMANY W		1125		4541	
347 JAPAN		724		1978	
354 NETHRLNDS		415		2192	
400 U STATES		86463		559060	
		93590		604315	
TIRE REPAIR MATERIAL OF RUBBER					1724
100 U KINGDOM		823		9414	
327 FRANCE				152	
335 GERMANY W		6441		58104	
400 U STATES		80508		350353	
		87772		418023	
NURSING NIPPLES RUBBER					1725
100 U KINGDOM	GROSS				
400 U STATES	50	152	1027	4520	
	1236	9829	4614	54267	
	1286	9981	5641	58787	
FLOORING AND TILE OF RUBBER					1726
100 U KINGDOM	SQ YD	310	707	1311	3145
327 FRANCE				1634	5243
400 U STATES		12064	19883	102462	178257
		12374	20590	105407	186645
V BELTS CHIEFLY OF RUBBER					1727
100 U KINGDOM		1675		16445	
317 CZECHO S				1527	
335 GERMANY W		50		505	
344 ITALY				222	
347 JAPAN		970		3072	
354 NETHRLNDS		1605		2560	
375 SWEDEN				2158	
400 U STATES		52206		593892	
		56506		620381	

IMPORTS INTO CANADA FOR CONSUMPTION

Articles and Countries from which Imported	MONTH OF JULY 1956		SEVEN MONTHS ENDED JULY 1956		Class Number
	Quantities	Values (\$)	Quantities	Values (\$)	
SOLES SOLING MATERIALS RUBBER					1728
100 U KINGDOM		714		11747	
217 CEYLON		3997		15290	
218 MALAYA		4454		13747	
335 GERMANY W		188		2637	
400 U STATES		26585		199611	
		35938		243032	
AUTOMOTIVE PARTS OF RUBBER NOP					1729
100 U KINGDOM		182		5262	
335 GERMANY W				9705	
400 U STATES		105164		1051026	
		105346		1065993	
WEATHERSTRIPPING OF RUBBER					1730
100 U KINGDOM				189	
335 GERMANY W		113		1149	
400 U STATES		118269		851099	
		118382		852437	
TIRES PNEUM USED EXCEPT SCRAP	NO				1731
100 U KINGDOM			68	345	
400 U STATES	20183	49059	121250	268126	
	20183	49059	121318	268471	
ANMATTO SEED	LB				1741
400 U STATES			5040	652	
			5040	652	
SUGAR BEET SEED	LB				1744
335 GERMANY W			90221	43966	
354 NETHRLNDS			100330	23090	
400 U STATES			90804	15342	
			281355	82398	
SEEDS FOR BLENDING	LB				1746
100 U KINGDOM			2204	187	
215 INDIA	30400	4144	73220	9812	
234 AUSTRALIA	164976	16426	200529	21075	
304 ARGENTINA	110318	11988	404490	43598	
335 GERMANY W			33200	3617	
354 NETHRLNDS			13905	969	
400 U STATES			204823	26002	
	305694	32558	932371	105260	
COTTON SEED	CWT				1747
CLOVER SEED	LB				1750
100 U KINGDOM	180200	45702	2936247	706979	
236 NEW ZEAL	15649	10937	70616	41956	
318 DENMARK			18134	10830	
327 FRANCE			270940	64333	
335 GERMANY W			3538	743	
340 HUNGARY			31584	5993	
375 SWEDEN			100	63	
400 U STATES	153640	42102	2315708	679255	
	349489	98741	5646867	1510152	
FLAX SEED	BUSH				1751
353 MOROCCO	79	520	79	520	
354 NETHRLNDS			2801	17945	
400 U STATES	1769	5746	998437	3298519	
	1848	6266	1001317	3316984	
BENT GRASS SEED	LB				1753
236 NEW ZEAL	11347	8332	54716	33715	
335 GERMANY W			4287	2628	
400 U STATES	8500	4063	151342	80057	
	19847	12395	210345	116400	
GRASS SEED TIMOTHY	LB				1754
400 U STATES			200	66	
			200	66	
GRASS SEED N O P	LB				1755
100 U KINGDOM			74718	18387	
236 NEW ZEAL	19040	5119	41913	15162	
318 DENMARK			414610	82564	
354 NETHRLNDS			38053	13280	
375 SWEDEN			11419	4106	
400 U STATES	37660	10008	2418988	325906	
	56700	15127	2999701	459405	
MILLET AND RAPE SEED	LB				1756
100 U KINGDOM			9120	1517	
234 AUSTRALIA	203210	7903	258831	9716	
304 ARGENTINA	66138	1576	181971	6398	
318 DENMARK			41000	1316	
327 FRANCE	12100	1985	47600	7768	
335 GERMANY W	4000	199	6451	440	
354 NETHRLNDS			2000	208	
400 U STATES	2000	236	522646	20925	
	287448	11899	1069619	48288	
MUSHROOM SPAWN					1757
400 U STATES		3022		34986	
		3022		34986	
SEED BEANS AND SEED PEAS	LB				1758
100 U KINGDOM			9798	1668	
203 B E AFR	31000	4521	32000	4671	
236 NEW ZEAL			14850	2094	
400 U STATES			1190731	136324	
	31000	4521	1247379	144757	
SEED POTATOES	CWT				1759
400 U STATES			62445	153717	
			62445	153717	

IMPORTS INTO CANADA FOR CONSUMPTION

Articles and Countries from which Imported	MONTH OF JULY 1956		SEVEN MONTHS ENDED JULY 1956		Class Number
	Quantities	Values (\$)	Quantities	Values (\$)	
SEEDS 5 DOLLARS OR OVER PER LB					1762
100 U KINGDOM				96	
318 DENMARK				408	
335 GERMANY W				431	
347 JAPAN				645	
354 NETHRLNDS				4855	
400 U STATES		1958		31666	
		1958		38101	
GARDEN FIELD ROOT SEEDS N O P					1766
100 U KINGDOM		1041		15719	
215 INDIA				858	
231 HONG KONG		3580		22650	
306 BELGIUM				827	
312 CHILE				1018	
318 DENMARK		10743		26567	
327 FRANCE				1502	
328 FR AFRICA				1512	
335 GERMANY W		174		569	
337 GUATEMALA				454	
354 NETHRLNDS		1349		36730	
358 NICARAGUA				12539	
365 POLAND		4548		7515	
400 U STATES		21031		391103	
		42466		519563	
TOBACCO TURKISH UNSTEMMED	LB				1776
336 GREECE	5329	4710	32618	30334	
379 TURKEY	25773	20265	175040	137528	
400 U STATES			4738	4450	
	31102	24975	212396	172312	
TOBACCO TURKISH STEMMED	LB				1777
TOBACCO FLUE CURED UNSTEMMED	LB				1778
400 U STATES		1809	11215	10366	
	1819	1809	11215	10366	
CIGAR LEAF UNSTEMMED	LB				1779
316 CUBA	3914	11469	13028	40807	
355 INDONESIA			3554	16399	
400 U STATES	39200	108151	301970	942938	
	43114	119620	318552	1000144	
TOBACCO N O P UNSTEMMED	LB				1780
392 SYRIA	2287	754	45204	12574	
400 U STATES	1049	985	81799	52007	
	3336	1739	127003	64581	
TOBACCO FLUE CURED STEMMED	LB				1781
CIGAR LEAF STEMMED	LB				1782
316 CUBA	10531	14046	193710	264823	
400 U STATES	8491	5491	106394	55424	
	19022	19537	300104	320247	
TOBACCO N O P STEMMED	LB				1783
400 U STATES			1701	1955	
			1701	1955	
CIGARS	LB				1784
100 U KINGDOM			5	254	
224 JAMAICA			61	628	
309 BRAZIL			62	212	
311 BURMA			58	80	
316 CUBA	764	7064	3760	35627	
335 GERMANY W	83	345	431	1628	
354 NETHRLNDS	2852	8602	15134	46816	
376 SWITZRLND			373	1000	
400 U STATES	4636	9924	17282	46035	
	8335	25935	37166	132280	
CIGARETTES	LB				1785
100 U KINGDOM	7413	11058	50664	72192	
327 FRANCE	202	316	1330	1927	
335 GERMANY W	57	99	57	99	
344 ITALY			96	131	
372 SPAIN			18	72	
381 ALASKA			147	694	
400 U STATES	70901	121095	375069	628197	
	78573	132568	427381	703312	
SMUFF	LB				1786
100 U KINGDOM	500	650	1405	3501	
	500	650	1405	3501	
TOBACCO CUT	LB				1787
100 U KINGDOM	6671	12731	43585	86940	
207 UN SO AFR			240	152	
231 HONG KONG	100	150	500	740	
354 NETHRLNDS	5780	4070	26180	18652	
400 U STATES	20434	27804	111560	146481	
	32985	44755	182065	252965	
TOBACCO MANUFACTURED N D P	LB				1788
100 U KINGDOM	370	347	5715	5156	
231 HONG KONG	100	147	100	147	
400 U STATES	1200	693	8573	5683	
	1670	1187	14388	10986	
LOCUST BEANS LOCUST BEAN MEAL	LB				1811
400 U STATES	2616	692	105225	30114	
	2616	692	105225	30114	
BRISTLES N O P	LB				1812
BROOM CORN					1813
344 ITALY				50197	
352 MEXICO				3125	
400 U STATES		28178		312681	
		28178		366003	

IMPORTS INTO CANADA FOR CONSUMPTION

Articles and Countries from which Imported	MONTH OF JULY 1956		SEVEN MONTHS ENDED JULY 1956		Class Number
	Quantities	Values (\$)	Quantities	Values (\$)	
CATTLE FOOD WITH MOLASSES 400 U STATES		4 519		8 840	1815
		4 519		8 840	
DRUGS CRUDE BARKS FLOWERS					1816
100 U KINGDOM		10 30		4 352	
215 INDIA				1 245	
224 JAMAICA		794		865	
231 HONG KONG		14 062		4 0718	
304 ARGENTINA				496	
306 BELGIUM		428		3 044	
307 BEL CONGO				7 424	
309 BRAZIL				63	
314 COLOMBIA				1 036	
327 FRANCE		167		2 112	
335 GERMANY W		2 708		6 851	
339 HONDURAS		793		1 594	
344 ITALY				64	
353 MOROCCO		318		318	
363 PERU				145	
388 YUGO SLAV				880	
400 U STATES		6 448		13 5993	
		26 748		20 7200	
GLUE VEGETABLE	LB				1817
318 DENMARK	1000	118	2000	236	
400 U STATES	990	338	23510	3787	
	1990	456	25510	4023	
HAY AND STRAW	TON				1818
400 U STATES	8018	273489	21566	733168	
	8018	273489	21566	733168	
IVORY NUTS					1819
321 ECUADOR				660	
				660	
MUCILAGE AND ADHESIVE PASTE	LB				1824
100 U KINGDOM	1335	116	10524	2629	
400 U STATES	28359	7414	163113	42694	
	29694	7530	173637	45323	
PALM LEAF UNMANUFACTURED					1825
347 JAPAN				385	
400 U STATES				20497	
				20882	
ROOTS MEDICINAL ALKANET JALAP					1827
100 U KINGDOM				1980	
231 HONG KONG		797		4713	
327 FRANCE				2344	
347 JAPAN				80	
400 U STATES		496		4544	
		1293		13661	
STARCH AND PREPARATIONS W O P	LB				1828
100 U KINGDOM			5063	707	
231 HONG KONG	3600	375	12850	1497	
335 GERMANY W	1320	224	3905	1267	
354 NETHRLNDS	8818	607	65318	9026	
400 U STATES	940360	86390	5356840	501308	
	954098	87596	5443976	513805	
STARCH POTATO POTATO FLOUR	LB				1829
335 GERMANY W	3068	687	28729	6226	
347 JAPAN			1000	72	
354 NETHRLNDS	422733	25076	1514195	98880	
400 U STATES	231000	22819	1579184	121729	
	656801	48582	3123108	228907	
STARCH FOR PASTE	LB				1830
TAR PINE CRUDE IN BULK	GAL				1832
100 U KINGDOM			400	86	
400 U STATES	15375	6369	160802	70730	
	15375	6369	161202	70816	
TEASELS					1833
327 FRANCE				660	
372 SPAIN				2760	
400 U STATES		260		6167	
		260		9587	
TURPENTINE RAW OR CRUDE	LB				1834
400 U STATES	60340	4777	124528	9872	
	60340	4777	124528	9872	
TURPENTINE SPIRITS OF	GAL				1835
100 U KINGDOM			30	161	
335 GERMANY W			1074	2314	
354 NETHRLNDS			139	382	
400 U STATES	116273	78847	797538	547534	
	116273	78847	798781	550391	
VEGETABLE PRODUCTS N O P					1836
100 U KINGDOM		7827		21478	
215 INDIA				2826	
231 HONG KONG		2258		6473	
309 BRAZIL				712	
335 GERMANY W				2364	
344 ITALY				2341	
347 JAPAN		372		1071	
354 NETHRLNDS				1103	
376 SWITZRLND				1181	
400 U STATES		14815		103555	
		25272		143104	
VEGETABLE COLOURING					1839
100 U KINGDOM		1661		4959	
344 ITALY				250	
354 NETHRLNDS				320	

IMPORTS INTO CANADA FOR CONSUMPTION

Articles and Countries from which Imported	MONTH OF JULY 1956		SEVEN MONTHS ENDED JULY 1956		Class Number
	Quantities	Values (\$)	Quantities	Values (\$)	
400 U STATES		15672		95060	
DEXTRINE STARCH MIXTURES N O P	LB	17333		100589	1840
100 U KINGDOM	209868	16051	621776	49059	
354 NETHRLNDS	134610	9891	788466	58343	
400 U STATES	35000	3453	476043	44259	
	379478	29395	1886285	151661	
DEXTRINE STARCH NOT A PASTE	LB				1841
400 U STATES	10725	4928	18676	7898	
	10725	4928	18676	7898	
DISTILLERS SOLUBLES					1842
100 U KINGDOM		1592		1592	
400 U STATES		6932		105570	
		8524		107162	
VEGETABLE FLOUR NOP NOT EDIBLE					1843
100 U KINGDOM		1205		1205	
231 HONG KONG		203		337	
309 BRAZIL		14987		32662	
335 GERMANY W				2384	
400 U STATES		38987		181261	
		55382		217849	
NON FOODS TAR 68A 206 662 809					1844
100 U KINGDOM				175	
372 SPAIN		199		793	
400 U STATES		732		16005	
		931		16973	
VEGETABLE FLAVOURINGS					1845
100 U KINGDOM		466		11278	
232 MALTA				266	
327 FRANCE		1010		17083	
335 GERMANY W		455		1936	
336 GREECE		130		629	
337 GUATEMALA				2529	
344 ITALY				1746	
352 MEXICO				140	
354 NETHRLNDS		349		6774	
372 SPAIN				350	
379 TURKEY				878	
388 YUGO SLAV				1574	
400 U STATES		55965		308779	
		58375		353962	
SIZING PREPARATIONS N O P	LB				1846
400 U STATES	4954	2094	504722	69410	
	4954	2094	504722	69410	

IMPORTS INTO CANADA FOR CONSUMPTION

Articles and Countries from which Imported	MONTH OF JULY 1956		SEVEN MONTHS ENDED JULY 1956		Class Number
	Quantities	Values (\$)	Quantities	Values (\$)	
GROUP 2					
ANIMALS AND ANIMAL PRODUCTS					
CATTLE PURE BRED					
100 U KINGDOM	NO		B 1	79160	2012
400 U STATES		106972	713	466940	
		167	794	546100	
BABY CHICKS AND TURKEY POULTS					
400 U STATES	NO				2013
		296501	1306986	460112	
		296501	1306986	460112	
DOGS PURE BRED					
100 U KINGDOM	NO		B 1	11759	2014
231 HONG KONG		3005	1	50	
305 AUSTRIA			1	200	
327 FRANCE			2	144	
335 GERMANY W			8	500	
375 SWEDEN			2	174	
376 SWITZRLND	1	50	1	50	
381 ALASKA			1	50	
389 IRELAND			1	300	
400 U STATES		3710	192	21821	
		49	290	35048	
FOWLS DOMESTIC PURE BRED					
400 U STATES	NO		B 5	495	2015
		24		495	
		24	85	495	
HORSES PURE BRED					
100 U KINGDOM	NO		21	26472	2018
400 U STATES		4391	69	61272	
		9	90	107744	
		14			
RABBITS PURE BRED					
400 U STATES	NO		113	471	2019
		105		471	
		105	113	471	
SHEEP PURE BRED					
400 U STATES	NO		41	4668	2020
		1		4668	
		1	41	4668	
ANIMALS FOR IMP OF STOCK N O P					
100 U KINGDOM	NO		60	18698	2021
400 U STATES		322	9	1873	
		1	69	20571	
HORSES N O P					
100 U KINGDOM	NO		370	51689	2035
400 U STATES		4093	575	111793	
		59		163482	
		81	945		
LIVESTOCK N O P					
100 U KINGDOM	NO		134	2909	2037
400 U STATES		2354	25589	1569413	
		7169	25723	1572322	
		7301			
BEEES					
400 U STATES	PKGS		131532	470831	2041
		298		470831	
		298	131532		
FOXES					
	NO				2042
LEECHES					
335 GERMANY W				355	2043
400 U STATES				91	
				446	
PIGEONS HOMING AND PHEASANTS					
100 U KINGDOM		195		480	2044
400 U STATES		355		10938	
		550		11418	
TURTLES					
400 U STATES				12895	2045
				12895	
ALL OTHER ANIMALS LIVING N O P					
100 U KINGDOM		855		7373	2046
215 INDIA		11113		75988	
234 AUSTRALIA				334	
306 BELGIUM				2149	
314 COLOMBIA				92	
318 DENMARK				1173	
335 GERMANY W				3983	
347 JAPAN		138		138	
354 NETHRLNDS		790		4736	
363 PERU		90		156	
364 PHIL				2972	
400 U STATES		15088		120659	
		28074		219753	
MINK					
326 FINLAND	NO		6	1155	2047
375 SWEDEN			2	488	
400 U STATES		99	1345	144086	
		1	1353	145729	
BONES CRUDE					
100 U KINGDOM	CWT		5	294	2051
215 INDIA			10	306	
318 DENMARK			20	540	
327 FRANCE			16	954	
328 FR AFRICA	10	637	61	3105	
347 JAPAN			4	151	
366 PORTUGAL		380	22	1297	
400 U STATES		6072	8243	45044	
		1408		51691	
		1424	8381		

IMPORTS INTO CANADA FOR CONSUMPTION

Articles and Countries from which Imported	MONTH OF JULY 1956		SEVEN MONTHS ENDED JULY 1956		Class Number
	Quantities	Values (\$)	Quantities	Values (\$)	
BONE DUST CHARRED BONE	CWT				2052
100 U KINGDOM	2250	5873	22308	58463	
234 AUSTRALIA	1000	2685	3000	7976	
375 SWEDEN			8	121	
400 U STATES	163	977	5136	42645	
	3413	9535	30452	109205	
BONE PITCH CRUDE ONLY	CWT				2053
100 U KINGDOM			27	161	
400 U STATES	413	2140	2015	13784	
	413	2140	2042	13945	
CHARCOAL ANIMAL FOR SUGAR	CWT				2054
100 U KINGDOM	2831	26025	22070	200501	
322 EGYPT	1120	6107	3360	18358	
354 NETHRLNDS			1106	5457	
400 U STATES	3	54	3	54	
	3954	32186	26539	224370	
IVORY AND MANUFACTURES					2063
100 U KINGDOM		412		2383	
215 INDIA		102		845	
231 HONG KONG		349		641	
347 JAPAN		51		140	
381 ALASKA				61	
400 U STATES		496		2690	
		1410		6760	
BUTTON BLANKS OF SHELL ROUGH					2071
SHELLS UNMANUFACTURED FOSSILS					2073
100 U KINGDOM		3426		32351	
228 LEEW WIND				100	
335 GERMANY W				3770	
347 JAPAN		101		203	
354 NETHRLNDS				2278	
400 U STATES		624		9064	
		4151		47766	
SHELLS N O P CRUSHED OR GROUND	CWT				2074
400 U STATES	20	59	424	820	
	20	59	424	820	
OYSTER SHELLS CRUSHED OR NOT	CWT				2075
400 U STATES	39997	26874	406503	259861	
	39997	26874	406503	259861	
FEATHERS NATURAL					2081
100 U KINGDOM				2146	
231 HONG KONG		16196		68052	
306 BELGIUM				4002	
317 CZECHO S		3627		3627	
318 DENMARK				77	
327 FRANCE				202	
335 GERMANY W		1311		7823	
344 ITALY				177	
393 TAIWAN				710	
400 U STATES		7445		58894	
		28579		145710	
BADMINTON SHUTTLECOCKS BIRDS	GROSS				2083
100 U KINGDOM	57	1232	535	6685	
215 INDIA	6	61	39	438	
216 PAKISTAN			161	1465	
318 DENMARK			15	500	
335 GERMANY W	91	586	103	860	
347 JAPAN			147	1360	
376 SWITZRLND			27	337	
400 U STATES	160	5297	511	16851	
	314	7176	1538	28496	
MANUFACTURES OF FEATHERS N O P					2084
100 U KINGDOM		236		3738	
207 UN SO AFR				667	
215 INDIA				1132	
216 PAKISTAN				756	
231 HONG KONG				1584	
317 CZECHO S		688		1256	
327 FRANCE		2403		11455	
335 GERMANY W		1043		5272	
344 ITALY				119	
347 JAPAN				766	
352 MEXICO				289	
376 SWITZRLND				921	
400 U STATES		2699		14697	
		7069		42652	
FEATHERBONE COILS					2085
400 U STATES		752		8923	
		752		8923	
QUILLS NATURAL OR UNPLUMED					2086
100 U KINGDOM				2491	
231 HONG KONG		261		261	
304 ARGENTINA				1960	
362 PARAGUAY				325	
365 POLAND		670		670	
400 U STATES		4708		38068	
		5639		43775	
COD HADDOCK POLLOCK FRESH	LB				2091
100 U KINGDOM	210	59	29290	6220	
381 ALASKA			131260	18290	
400 U STATES			399324	70709	
	210	59	559874	95219	
HALIBUT FRESH	LB				2092
381 ALASKA			248401	38747	
400 U STATES	240626	51870	576066	115858	
	240626	51870	824467	154605	

IMPORTS INTO CANADA FOR CONSUMPTION

Articles and Countries from which Imported		MONTH OF JULY 1956		SEVEN MONTHS ENDED JULY 1956		Class Number
		Quantities	Values (\$)	Quantities	Values (\$)	
FISH LIVERS	400 U STATES	LB		1080	271	2093
				1080	271	
HERRINGS FRESH	100 U KINGDOM	LB		85575	13322	2094
	359 NORWAY			58902	3529	
	400 U STATES		2370000	3867700	77284	
			2370000	4012177	94135	
LIVE FISH AND EGGS PROPAGATING	400 U STATES					2095
				2995	20269	
				2995	20269	
LOBSTERS FRESH	234 AUSTRALIA	LB		1000	1086	2096
	316 CUBA			1000	970	
	400 U STATES		14285	52948	34481	
			14285	54948	36537	
MACKEREL FRESH	400 U STATES	LB		2399	415	2097
				2399	415	
OYSTERS SEED AND BREEDING	347 JAPAN				8180	2098
	400 U STATES				18401	
					26581	
OYSTERS IN THE SHELL	400 U STATES	BRL		71	2077	2099
				71	2077	
OYSTERS SHELLLED IN BULK	400 U STATES	GAL				2100
			89	46863	303986	
			89	46863	303986	
SALMON FRESH	381 ALASKA	LB		20829	6249	2101
	400 U STATES		300	114017	49246	
			300	134846	55495	
SQUID FRESH	231 HONG KONG				4708	2102
	347 JAPAN				357	
	400 U STATES				2557	
					12833	
					2847	
FISH ALL OTHER FRESH	100 U KINGDOM	LB		5980	2261	2103
	231 HONG KONG		1770	14031	3635	
	318 DENMARK		590	4410	1607	
	347 JAPAN		3410	269780	66239	
	354 NETHRLNDS		211190	59545	19562	
	400 U STATES		28279	1594293	187584	
			83387	1948039	280888	
			328626			
COD HADDOCK POLLOCK DRIED	100 U KINGDOM	LB		9450	1734	2111
	359 NORWAY			706	211	
				10156	1945	
COD HADDOCK POLLOCK SALTED	400 U STATES	LB		2005	160	2113
				2005	160	
HALIBUT SALTED		LB				2114
HERRINGS SALTED	100 U KINGDOM	LB		386527	43129	2115
	318 DENMARK			8929	828	
	354 NETHRLNDS			276288	37665	
	359 NORWAY			441812	34486	
	375 SWEDEN			24616	2860	
	400 U STATES		791	11469	1374	
			791	1149641	120342	
MACKEREL PICKLED		LB				2117
SALMON SALTED		LB				2118
SALMON SMOKED	400 U STATES	LB		3987	3515	2119
				3987	3515	
FISH DRIED M O P	231 HONG KONG	LB		3109	2670	2120
	347 JAPAN		80	4225	1765	
	400 U STATES		250	579	236	
			330	7913	4671	
FISH ALL OTHER SALTED	100 U KINGDOM	LB		21000	2775	2121
	231 HONG KONG		5518	45545	18557	
	336 GREECE			3009	869	
	375 SWEDEN			1273	333	
	400 U STATES		728	24090	4557	
			6246	94917	27091	
FISH OTHER SMOKEO OR BONELESS	100 U KINGDOM	LB		254218	43384	2122
	231 HONG KONG		3000	690	251	
	335 GERMANY W		350	4401	695	
	354 NETHRLNDS			3551	384	
	359 NORWAY			2756	300	
	400 U STATES		2692	13556	3558	
			6042	279172	48572	
CRABS CLAMS SHRIMPS CANNED	100 U KINGDOM	LB		1820	1233	2131
	231 HONG KONG		123	144	143	
	318 DENMARK			200	107	
	347 JAPAN		302760	888678	222498	
	354 NETHRLNDS			655	372	
				70904		

IMPORTS INTO CANADA FOR CONSUMPTION

Articles and Countries from which Imported	MONTH OF JULY 1956		SEVEN MONTHS ENDED JULY 1956		Class Number
	Quantities	Values (\$)	Quantities	Values (\$)	
359 NORWAY	7031	6821	12398	11572	
400 U STATES	396566	378858	1018747	970700	
	706480	456672	1922642	1206625	
KIPPERED HERRINGS CANNED	LB				2132
100 U KINGDOM	21803	5257	120910	30663	
326 FINLAND			245	137	
359 NORWAY	10078	3161	90220	27704	
	31881	8418	211375	58504	
LOBSTERS CANNED PREPARED N O P	LB				2133
100 U KINGDOM	123	89	247	178	
207 UN SO AFR			41205	50825	
234 AUSTRALIA			2000	938	
359 NORWAY			63	86	
400 U STATES	128	80	2770	2210	
	251	169	46285	54237	
OYSTERS SHELLLED IN CANS	QUART				2136
347 JAPAN	1860	946	1902	1016	
400 U STATES	112	286	8946	15036	
	1972	1232	10848	16052	
OYSTERS PREPARED PRESERVED N O P	LB				2137
231 HONG KONG	2107	2129	11010	11836	
347 JAPAN	43321	17584	115758	55520	
354 NETHRLNDS			240	396	
400 U STATES	5644	4032	59666	52552	
	51072	23745	186674	120304	
SALMON CANNED PREPARED N O P	LB				2138
100 U KINGDOM			130	65	
318 DENMARK			937	722	
347 JAPAN	551808	330402	4209464	2548964	
400 U STATES	948	448	7351	4681	
	552756	330850	4217882	2554432	
PILCHARD CANNED	LB				2139
400 U STATES			117000	13063	
			117000	13063	
ANCHOVIES SARDINES CANNED	LB				2140
100 U KINGDOM	3117	1310	3867	1629	
318 DENMARK	4382	1808	54173	22505	
327 FRANCE	902	1611	4386	4314	
335 GERMANY W	839	341	8565	3828	
344 ITALY	625	685	1950	1370	
353 MOROCCO	25781	9187	94219	35023	
359 NORWAY	105188	79379	623822	328185	
366 PORTUGAL	36799	20860	214937	126182	
372 SPAIN	14907	7669	30759	16166	
375 SWEDEN	2565	1102	8068	3292	
388 YUGO SLAV	4150	2577	16504	10608	
400 U STATES	586	170	30084	22038	
	199841	126699	1091334	575140	
TUNA FISH CANNED	LB				2143
347 JAPAN	112383	43187	675885	259097	
363 PERU			1800	485	
400 U STATES			7244	5119	
	112383	43187	684929	264701	
FISH PRESERVED IN OIL N O P					2144
231 HONG KONG		2888		13235	
318 DENMARK		238		882	
327 FRANCE				1840	
335 GERMANY W		366		22868	
344 ITALY				970	
347 JAPAN		737		2894	
363 PERU		21262		173119	
366 PORTUGAL		3976		13626	
375 SWEDEN		179		269	
400 U STATES				1293	
		29646		230996	
FISH PREPARED OR PRESERVED N O P					2145
100 U KINGDOM		1144		14388	
231 HONG KONG		2435		6474	
318 DENMARK				495	
327 FRANCE		341		2243	
335 GERMANY W		241		9044	
344 ITALY		86		430	
347 JAPAN		3369		12699	
352 MEXICO		1317		6991	
354 NETHRLNDS				319	
359 NORWAY				4893	
366 PORTUGAL				1103	
375 SWEDEN				52	
400 U STATES		19300		111693	
		28233		170824	
HERRINGS CANNED	LB				2146
100 U KINGDOM	12495	2193	84657	15658	
231 HONG KONG	240	125	624	304	
335 GERMANY W	6440	1400	103520	21948	
359 NORWAY	4534	1199	11791	3143	
375 SWEDEN	808	501	8579	5024	
400 U STATES	336	142	4874	2010	
	24853	5560	214045	48087	
FISH OFFAL OR REFUSE	CWT				2151
400 U STATES	2974	8807	14332	49595	
	2974	8807	14332	49595	
SPONGES OF MARINE PRODUCTION					2152
100 U KINGDOM		262		262	
316 CUBA				4672	
327 FRANCE				1713	
328 FR AFRICA				691	

IMPORTS INTO CANADA FOR CONSUMPTION

Articles and Countries from which Imported	MONTH OF JULY 1956		SEVEN MONTHS ENDED JULY 1956		Class Number
	Quantities	Values (\$)	Quantities	Values (\$)	
336 GREECE				8129	
344 ITALY		495		1125	
379 TURKEY				575	
400 U STATES		5406		38098	
FISHERY PRODUCTS		6163		55265	
N O P					2153
100 U KINGDOM		348		861	
231 HONG KONG		19199		97321	
236 NEW ZEAL				30112	
316 CUBA				1665	
318 DENMARK				150	
335 GERMANY W		468		969	
347 JAPAN		293		12521	
352 MEXICO		21297		25626	
359 NORWAY				549	
361 PANAMA				980	
375 SWEDEN		103		536	
400 U STATES		122625		753308	
FISH MEAL		164333		924598	
CWT					2154
FUR SKINS CHINA AND JAP MINK					2155
NO					
100 U KINGDOM			2000	7201	
347 JAPAN			37000	103397	
400 U STATES			2200	7485	
			41200	118083	
FUR SKINS OPOSSUM UNDRESSED					2156
NO					
400 U STATES	100	84	33894	13222	
	100	84	33894	13222	
FUR SKINS RACCOON UNDRESSED					2157
NO					
400 U STATES	11561	33623	175670	668212	
	11561	33623	175670	668212	
FUR SKINS SHEEP LAMB UNDRESSED					2158
NO					
207 UN SO AFR			5000	9600	
234 AUSTRALIA			5896	5556	
304 ARGENTINA	19660	38528	84019	149781	
363 PERU			1716	343	
386 URUGUAY			22534	28725	
400 U STATES	168	356	41789	115997	
	19828	38884	160954	310002	
FUR SKINS VISCACHA UNDRESSED					2159
NO					
FUR SKINS WALLABY UNDRESSED					2160
NO					
FUR SKINS MARINE UNDRESSED					2161
NO					
FUR SKINS FOX UNDRESSED					2162
NO					
100 U KINGDOM	1066	10199	3980	33934	
359 NORWAY			394	5658	
375 SWEDEN			10	104	
400 U STATES	34	561	1934	19668	
	1100	10760	6318	59364	
FUR SKINS KOLINSKY UNDRESSED					2163
NO					
100 U KINGDOM	4080	10774	24040	53909	
231 HONG KONG			1150	725	
313 CHINA			10463	19233	
380 USSR	24710	41121	27710	45482	
400 U STATES			305	385	
	28790	51895	63668	119734	
FUR SKINS MINK UNDRESSED					2164
NO					
100 U KINGDOM	1760	23427	8520	96266	
318 DENMARK			1561	29333	
326 FINLAND			5456	93267	
327 FRANCE			450	5306	
375 SWEDEN			2067	47891	
380 USSR			1740	22220	
381 ALASKA			15	540	
400 U STATES	3276	90562	127962	2469215	
	5736	115989	147771	2764038	
FUR SKINS MUSKRAT UNDRESSED					2165
NO					
100 U KINGDOM			123000	112911	
375 SWEDEN	10000	8604	10000	8604	
380 USSR			10000	9578	
381 ALASKA			821	615	
400 U STATES	63514	86938	1071524	1533082	
	73514	95542	1215345	1664790	
FUR SKINS PERSIAN LAMB UNDRRESS					2166
NO					
100 U KINGDOM	2376	17153	110827	747626	
354 NETHRLNDS			4216	31800	
380 USSR	4156	26883	23836	160460	
400 U STATES	89577	754755	360555	3075953	
	96109	798791	499434	4015839	
FUR SKINS RABBIT UNDRESSED					2167
NO					
327 FRANCE	45000	20695	110000	56615	
347 JAPAN	20000	9137	100000	45098	
400 U STATES	500	249	95026	46609	
	65500	30081	305026	148322	
FUR SKINS SQUIRREL UNDRESSED					2168
NO					
100 U KINGDOM			48100	30570	
305 AUSTRIA			20357	7025	
375 SWEDEN			6224	1952	
400 U STATES			73885	44729	
			148566	84276	
FUR SKINS UNDRESSED N O P					2169
NO					
100 U KINGDOM	20500	35715	157434	179665	
231 HONG KONG	5000	5250	11200	8574	

IMPORTS INTO CANADA FOR CONSUMPTION

Articles and Countries from which Imported	MONTH OF JULY 1956		SEVEN MONTHS ENDED JULY 1956		Class Number
	Quantities	Values (\$)	Quantities	Values (\$)	
234 AUSTRALIA			1883	1042	
304 ARGENTINA			2000	500	
308 BOLIVIA	30	252	30	252	
309 BRAZIL	391	1695	491	4531	
313 CHINA	66500	95977	188100	290369	
314 COLOMBIA	15	273	15	273	
317 CZECHOS	33000	53958	33000	53958	
321 ECUADOR	15	273	15	273	
335 GERMANY W			115	1150	
352 MEXICO			160	1078	
354 NETHRLNDS			50	50	
375 SWEDEN	80002	148979	80002	148979	
380 USSR	10000	19172	40000	74117	
381 ALASKA			169	4260	
400 U STATES	5185	63360	114081	884115	
	220638	424904	628745	1653186	
ASTRACHAN RUSSIAN HARE DRESSED					2171
RABBIT SKINS DRESSED N O P	002				2172
306 BELGIUM	694	3801	3403	16343	
335 GERMANY W			625	4515	
344 ITALY	500	1352	500	1352	
400 U STATES	261	853	723	2633	
	1455	6006	5251	24843	
FUR SKINS DRESSED N O P					2173
100 U KINGDOM		5977		34358	
304 ARGENTINA				75	
306 BELGIUM		932		932	
313 CHINA				5914	
327 FRANCE				2978	
375 SWEDEN				310	
380 USSR				5314	
386 URUGUAY				446	
400 U STATES		47252		1372905	
		54161		1423232	
HATTERS FURS NOT ON THE SKIN	LB				2174
100 U KINGDOM			9063	35198	
234 AUSTRALIA			3000	13196	
306 BELGIUM	5639	17897	32261	97771	
327 FRANCE	10800	32759	49240	183622	
335 GERMANY W	1200	3832	5550	19167	
372 SPAIN	6000	20022	49316	111981	
400 U STATES	7453	26986	105922	403619	
	31092	101496	254352	864554	
FUR SKINS SHEEP DRESSED					2175
100 U KINGDOM				841	
344 ITALY		1153		1623	
400 U STATES		14847		92844	
		16000		95308	
MANUFACTURES OF FUR N O P					2181
100 U KINGDOM		4206		30316	
234 AUSTRALIA				3239	
313 CHINA		2915		15147	
327 FRANCE		1198		3308	
336 GREECE				533	
400 U STATES		36252		271087	
		44571		323630	
BRISTLES ANIMAL	LB				2191
100 U KINGDOM	2363	8119	90093	263274	
215 INDIA			100	361	
306 BELGIUM			7032	22599	
335 GERMANY W	380	1120	5183	12802	
347 JAPAN			802	3043	
354 NETHRLNDS	12343	34820	22883	58866	
400 U STATES	15	56	996	8530	
	15101	44115	127089	369475	
HAIR UNMANUFACTURED	LB				2192
100 U KINGDOM			1368	9627	
335 GERMANY W			11	247	
352 MEXICO	13157	4103	30722	9636	
354 NETHRLNDS			51333	15596	
400 U STATES	164303	30412	1038482	186055	
	177460	34515	1121916	221161	
HORSE HAIR	LB				2193
100 U KINGDOM			10	94	
400 U STATES	7237	11024	53727	81349	
	7237	11024	53737	81443	
HAIR CURLED DYED N O P					2194
100 U KINGDOM		168		2200	
335 GERMANY W				910	
400 U STATES		1584		6253	
		1752		9363	
MANUFACTURES OF HAIR N O P					2195
100 U KINGDOM		147		11796	
231 HONG KONG		586		3469	
305 AUSTRIA				773	
313 CHINA		1099		4515	
327 FRANCE		1060		2508	
335 GERMANY W		306		1737	
400 U STATES		1453		14448	
		4651		39246	
HORSE HIDES	NO				2200
304 ARGENTINA			2000	9680	
400 U STATES	3020	15098	4419	24307	
	3020	15098	6419	33987	

IMPORTS INTO CANADA FOR CONSUMPTION

41

Articles and Countries from which Imported	MONTH OF JULY 1956		SEVEN MONTHS ENDED JULY 1956		Class Number
	Quantities	Values (\$)	Quantities	Values (\$)	
CALF SKINS AND KIPS RAW	NO				2201
234 AUSTRALIA			2000	5788	
236 NEW ZEAL			21394	69522	
304 ARGENTINA			500	1754	
318 DENMARK			15000	59063	
327 FRANCE			2950	21655	
334 ST PIERRE			530	427	
344 ITALY			1000	8083	
354 NETHRLNDS			5150	20494	
376 SWITZRLND			1988	16960	
400 U STATES	14350	50091	445475	1630440	
	14350	50091	495987	1834186	
CATTLE HIDES RAW	NO				2202
236 NEW ZEAL			5501	32056	
304 ARGENTINA	250	1787	250	1787	
334 ST PIERRE			636	1183	
400 U STATES	16618	109771	420914	2695451	
	16868	111558	427301	2730477	
SHEEP SKINS RAW	NO				2203
100 U KINGDOM	480	552	7680	12572	
234 AUSTRALIA	5305	5749	23805	25744	
236 NEW ZEAL	12000	9987	162990	145712	
304 ARGENTINA	6230	8730	97747	154884	
334 ST PIERRE			298	107	
386 URUGUAY	2000	2773	26014	47151	
391 LEBANON			1200	1169	
400 U STATES	38632	58319	379851	597092	
	64647	86110	699585	984431	
OTHER HIDES AND SKINS RAW NOP	NO				2204
335 GERMANY W			1747	2063	
400 U STATES			612	2125	
			2359	4188	
GOAT SKINS AND KID SKINS RAW	NO				2205
335 GERMANY W			5600	5985	
400 U STATES			1122	1316	
			6722	7301	
HIDE SECTIONS OR BELLIES	NO				2206
335 GERMANY W	797	12657	1247	20243	
384 P RICO			710	1299	
400 U STATES	63845	50283	450261	423300	
	64642	62940	452218	444842	
LEATHER DRESSED KID					2210
100 U KINGDOM		74773		368256	
215 INDIA				599	
327 FRANCE		436		1200	
335 GERMANY W		6939		39714	
344 ITALY		66		434	
352 MEXICO				905	
372 SPAIN		1370		6972	
400 U STATES		32693		196880	
		116277		614960	
BELTING LEATHER IN BUTTS					2211
100 U KINGDOM		8042		29617	
234 AUSTRALIA				371	
318 DENMARK				1379	
327 FRANCE				9341	
354 NETHRLNDS				1168	
400 U STATES		8385		48092	
		16427		89968	
LEATHER TANNED N O P					2213
100 U KINGDOM		9520		57763	
215 INDIA		19035		80904	
224 JAMAICA				18536	
234 AUSTRALIA				210	
236 NEW ZEAL		323		3076	
306 BELGIUM		3586		3586	
327 FRANCE				795	
354 NETHRLNDS				2553	
400 U STATES		11645		109318	
		44109		276741	
LEATHER DRESSED N O P					2215
100 U KINGDOM		119601		713417	
234 AUSTRALIA		1338		1792	
236 NEW ZEAL		281		2809	
306 BELGIUM				2734	
309 BRAZIL				1411	
318 DENMARK				1739	
327 FRANCE		42067		325239	
335 GERMANY W		3206		15072	
344 ITALY		957		957	
352 MEXICO				1985	
354 NETHRLNDS		3523		4993	
375 SWEDEN				2537	
376 SWITZRLND				785	
389 IRELAND				6040	
400 U STATES		97419		937141	
		268392		2018651	
CHAMOIS SKIN					2216
100 U KINGDOM		24557		218992	
234 AUSTRALIA		2293		2561	
236 NEW ZEAL		2361		6461	
318 DENMARK				316	
327 FRANCE		180		899	
400 U STATES		144		3030	
		29535		232259	

IMPORTS INTO CANADA FOR CONSUMPTION

Articles and Countries from which Imported	MONTH OF JULY 1956		SEVEN MONTHS ENDED JULY 1956		Class Number	
	Quantities	Values (\$)	Quantities	Values (\$)		
PATENT AND UPHOLSTERY LEATHER 100 U KINGDOM 400 U STATES				153 86725 86878	2217	
SOLE LEATHER 100 U KINGDOM 400 U STATES	LB 2749 6538 9287	2390 1736 4126	9437 138557 147994	5822 38211 44033	2218	
SCRAP LEATHER 236 NEW ZEAL 400 U STATES				2943 55692 58635	2219	
PIG MOROCCO ROLLER LEATHERS 100 U KINGDOM 318 DENMARK 400 U STATES		55934 718 56652		284501 842 19029 304372	2220	
LEATHER FROM EAST INDIA KIP 100 U KINGDOM		56189 56189		597161 597161	2221	
LEATHER FOR GLOVES OR CLOTHING 100 U KINGDOM 215 INDIA 306 BELGIUM 327 FRANCE 335 GERMANY W 375 SWEDEN 400 U STATES		91137 117592 208729		483570 3657 7990 69 331 936 996984 1493537	2224	
LEATHER FOR UPHOLSTERY LEATHER 100 U KINGDOM 400 U STATES		14782 502 15284		116357 6056 122413	2225	
CRUST OIL LEATHER FOR CHAMOIS 100 U KINGDOM		1985 1985		10802 10802	2226	
BOOTS AND SHOES PEGGED LEATHER 100 U KINGDOM 335 GERMANY W	PAIR			25 100 125	86 563 649	2231
BOOTS AND SHOES MENS LEATHER 100 U KINGDOM 231 HONG KONG 305 AUSTRIA 306 BELGIUM 327 FRANCE 335 GERMANY W 344 ITALY 352 MEXICO 354 NETHRLNDS 372 SPAIN 376 SWITZRLND 400 U STATES	PAIR 39389 740 16 1180 4791 5 97 4714	170090 514 62 8790 28026 83 342 34056	257623 1908 294 16 1259 7149 14778 199 353 999 361 51684	1272664 1094 5334 62 9369 45625 71126 734 1553 1109 4156 254892	2232	
BOOTS AND SHOES WOMENS LEATHER 100 U KINGDOM 231 HONG KONG 305 AUSTRIA 327 FRANCE 335 GERMANY W 344 ITALY 352 MEXICO 354 NETHRLNDS 376 SWITZRLND 383 HAWAII 384 P RICO 400 U STATES	PAIR 10733 120 584 1035 310 408 24188 37378	51159 79 3188 5695 960 1330 106368 168779	61586 1651 36 137 8647 24747 4795 1356 7286 288 4339 520183	327258 2355 230 548 47187 108866 6125 3330 53980 490 9763 1464596 2024728	2233	
BOOTS SHOES CHILDRENS LEATHER 100 U KINGDOM 231 HONG KONG 305 AUSTRIA 335 GERMANY W 344 ITALY 354 NETHRLNDS 372 SPAIN 384 P RICO 400 U STATES	PAIR 6113 220 10 108 1322 7773	8435 595 58 160 2624 11872	93088 240 39 2299 1154 17972 107 104 57201 172204	97175 169 353 7708 1819 18302 232 192 98059 224009	2234	
GARMENTS LEATHER 100 U KINGDOM 335 GERMANY W 352 MEXICO 400 U STATES		1478 122 443 6071 8114		7480 122 443 19935 27980	2235	
GLOVES MITTS LEATHER 100 U KINGDOM 216 PAKISTAN 234 AUSTRALIA 305 AUSTRIA 327 FRANCE 335 GERMANY W 344 ITALY 347 JAPAN 354 NETHRLNDS 372 SPAIN		33263 282 13859 1477 10061 371 1354 255		138699 2404 327 65 50782 4794 17308 4199 2601 1500	2236	

IMPORTS INTO CANADA FOR CONSUMPTION

Articles and Countries from which Imported	MONTH OF JULY 1956		SEVEN MONTHS ENDED JULY 1956		Class Number
	Quantities	Values (\$)	Quantities	Values (\$)	
375 SWEDEN				481	
400 U STATES		4270		56547	
GLOVES OF KID WOMENS		65192		279707	2237
100 U KINGDOM		252		4078	
305 AUSTRIA		93		263	
306 BELGIUM		477		1327	
327 FRANCE		23444		109401	
335 GERMANY W		30394		62840	
344 ITALY		2515		5767	
372 SPAIN				231	
376 SWITZRLND				1882	
400 U STATES				779	
HARNESS AND SADDLERY		57175		186568	2238
100 U KINGDOM		6698		53548	
215 INDIA				247	
322 EGYPT		70		70	
327 FRANCE				705	
335 GERMANY W		414		2659	
344 ITALY				271	
352 MEXICO				70	
354 NETHRLNDS				577	
400 U STATES		25418		137867	
LEATHER BELTING		32600		196014	2239
100 U KINGDOM		5165		16259	
318 DENMARK				105	
327 FRANCE		2011		2011	
335 GERMANY W				870	
354 NETHRLNDS				3369	
376 SWITZRLND				485	
400 U STATES		9291		45269	
MFRS OF LEATHER OR RAWHIDE NOP		16467		68368	2241
100 U KINGDOM		14823		86970	
216 PAKISTAN		56		743	
231 HONG KONG				143	
305 AUSTRIA		240		652	
306 BELGIUM		255		954	
327 FRANCE		551		1770	
328 FR AFRICA				57	
335 GERMANY W		1118		8333	
344 ITALY		1026		4997	
347 JAPAN		54		373	
352 MEXICO		147		661	
353 MOROCCO				1659	
354 NETHRLNDS				160	
372 SPAIN				216	
375 SWEDEN				262	
376 SWITZRLND		115		2286	
388 YUGO SLAV		505		2047	
389 IRELAND				143	
400 U STATES		56015		430211	
SOLES AND HEELS LEATHER		74905		542637	2243
100 U KINGDOM		929		36883	
400 U STATES		2407		49471	
SHOE LIFTS AND WELTING LEATHER		3336		86354	2244
335 GERMANY W				141	
400 U STATES		1344		22771	
STRAPS LEATHER		1344		22912	2245
100 U KINGDOM		5950		36752	
220 BERMUOA		288		888	
231 HONG KONG		250		7771	
327 FRANCE		2129		3528	
335 GERMANY W		1797		14044	
344 ITALY		179		515	
347 JAPAN				249	
352 MEXICO				595	
354 NETHRLNDS				56	
376 SWITZRLND		1436		13283	
400 U STATES		12729		92096	
BICYCLE SADDLES		24758		169777	2246
100 U KINGDOM	NO	4010	3579	34340	30245
335 GERMANY W		12749	6724	39159	24552
354 NETHRLNDS		1340	1016	14530	11370
400 U STATES		415	324	15417	14014
BEEF AND VEAL FRESH		18514	11643	103446	80181
100 U KINGDOM	LB			4722	1667
234 AUSTRALIA		10468	1859	10945	2225
236 NEW ZEAL		1704	525	113233	27096
381 ALASKA				4151	3661
389 IRELAND				225000	59794
400 U STATES		215444	81301	2341616	815123
MUTTON AND LAMB FRESH		227616	83685	2699667	909566
100 U KINGDOM	LB			1580	632
234 AUSTRALIA				3035326	646626
236 NEW ZEAL				4269957	882508
400 U STATES		49485	22061	146388	53487
		49485	22061	7453251	1583253

IMPORTS INTO CANADA FOR CONSUMPTION

Articles and Countries from which Imported	MONTH OF JULY 1956		SEVEN MONTHS ENDED JULY 1956		Class Number
	Quantities	Values (\$)	Quantities	Values (\$)	
PORK FRESH	LB				2253
100 U KINGDOM			700	250	
234 AUSTRALIA	1 4220	6 340	4 3878	18 116	
381 ALASKA			216	171	
	1 4220	6 340	4 479 4	18 537	
POULTRY NOP GAME PARTRIDGE					2254
100 U KINGDOM				101	
400 U STATES		1 4752		16 3118	
		1 4752		16 3219	
RABBITS FROZEN FOR FOX FEED					2256
MEATS FRESH N O P	LB				2257
316 CUBA			2680	3 348	
400 U STATES	2054	1883	26512	20 465	
	2054	1883	29192	23 813	
EDIBLE OFFAL FRESH	LB				2258
234 AUSTRALIA			5945	2611	
236 NEW ZEAL			22920	10 813	
400 U STATES	381352	26910	19 45462	20 2532	
	381352	26910	19 74327	21 5956	
CHICKENS AND FOWL	LB				2259
381 ALASKA			573	380	
389 IRELAND			20550	4 319	
400 U STATES	9 44225	2 44205	46 97255	136 7900	
	9 44225	2 44205	47 18378	137 2599	
TURKEYS	LB				2260
400 U STATES	496587	215147	2295167	1015540	
	496587	215147	2295167	1015540	
BACON HAMS OTHER	LB				2261
PORK PREPARED			900	360	
100 U KINGDOM			814	482	
381 ALASKA	3586	2822	15323	12 391	
400 U STATES	3586	2822	17037	13 233	
BEEF PICKLED	LB				2263
400 U STATES	924550	1 49602	5602442	875695	
	924550	1 49602	5602442	875695	
CANNED MEATS POULTRY GAME NOP	LB				2264
100 U KINGDOM	2934	2291	16725	8 588	
231 HONG KONG	1620	1289	1620	1289	
304 ARGENTINA			36000	7 596	
318 DENMARK	16283	9517	61960	42 628	
327 FRANCE	1313	1251	10173	9913	
347 JAPAN			44	56	
354 NETHRLNDS	571	263	13101	3891	
376 SWITZRLND			90	91	
381 ALASKA			74	64	
400 U STATES	283987	82973	1850290	552896	
	306708	97584	1990077	627012	
EXTRACTS OF MEAT FLUID BEEF					2265
100 U KINGDOM		67		13242	
234 AUSTRALIA				232273	
304 ARGENTINA		57280		57722	
386 URUGUAY				134	
400 U STATES				150	
		57347		303521	
MEATS PREPARED NOT CANNED	LB				2266
100 U KINGDOM			330	169	
381 ALASKA			368	244	
400 U STATES	8224	6169	140232	117828	
	8224	6169	140930	118241	
PORK BARRELLED IN BRINE	LB				2267
PORK DRY SALTED	LB				2268
SAUSAGE	LB				2269
381 ALASKA			292	136	
400 U STATES	5816	3617	33821	21269	
	5816	3617	34113	21405	
SOUPS SOUP PREPARATIONS N O P					2270
100 U KINGDOM		249		15694	
304 ARGENTINA				6296	
344 ITALY				576	
352 MEXICO				2900	
354 NETHRLNDS		1771		15805	
376 SWITZRLND		10215		54071	
400 U STATES		16153		185003	
		28388		280345	
MEAT PIES FROZEN	LB				2271
400 U STATES	181058	72394	1199673	438805	
	181058	72394	1199673	438805	
COMPLETE DINNERS MEAT FROZEN	LB				2272
100 U KINGDOM			12600	2354	
400 U STATES	59798	38695	186979	128082	
	59798	38695	199579	130436	
BEEF CANNED N O P	LB				2273
100 U KINGDOM			6120	1430	
234 AUSTRALIA	268040	57870	789862	181877	
304 ARGENTINA	42600	11838	83550	24541	
318 DENMARK	450	390	5570	4345	
354 NETHRLNDS			4006	1015	
400 U STATES	993	483	4803	3188	
	312083	70581	893911	216396	
CORNED BEEF CANNED	LB				2274
100 U KINGDOM			474	142	
234 AUSTRALIA	575641	182828	2711624	874878	
304 ARGENTINA	883200	237191	1695150	463078	

IMPORTS INTO CANADA FOR CONSUMPTION

Articles and Countries from which Imported		MONTH OF JULY 1956		SEVEN MONTHS ENDED JULY 1956		Class Number
		Quantities	Values (\$)	Quantities	Values (\$)	
309 BRAZIL				196920	42551	
327 FRANCE				10800	4127	
386 URUGUAY				27000	9526	
400 U STATES				1687	911	
		1458841	420019	4643655	1395213	
MILK SKIM POWDERED		LB				2280
234 AUSTRALIA				608005	49952	
236 NEW ZEAL				2357300	184611	
400 U STATES				744	274	
				2966049	234837	
MILK AND CREAM FRESH		GAL				2281
318 DENMARK		2250	5930	9006	17876	
400 U STATES		526	2575	5512	23402	
		2776	8505	14518	41278	
BUTTER		LB				2282
100 U KINGDOM				1220	488	
381 ALASKA				591	368	
400 U STATES				838	539	
		352	225	2649	1395	
CASEIN		LB				2283
304 ARGENTINA				1000	238	
400 U STATES		11236	3903	35941	13401	
		11236	3903	36941	13639	
CHEESE		LB				2284
100 U KINGDOM		2858	1184	15586	8647	
236 NEW ZEAL		1800	608	114455	26020	
304 ARGENTINA		12520	4398	148446	55144	
305 AUSTRIA		240	105	2414	959	
317 CZECHO S		1103	325	1103	325	
318 DENMARK		198369	59297	1039891	403251	
326 FINLAND				1631	656	
327 FRANCE		22108	10759	227750	117843	
335 GERMANY W		9287	5421	34580	16665	
336 GREECE				4403	1182	
344 ITALY		132821	56737	901632	455709	
354 NETHRLNDS		55363	21833	397341	157465	
359 NORWAY		2671	1027	17338	6509	
375 SWEDEN		400	131	2684	980	
376 SWITZRLND		113544	65559	940107	559921	
381 ALASKA				128	72	
388 YUGO SLAV				3222	1728	
400 U STATES		32219	16209	568007	265040	
		585303	243593	4420718	2078116	
MILK CONDENSED OR EVAPORATED		LB				2285
100 U KINGDOM				4698	649	
381 ALASKA				618	102	
400 U STATES		4800	986	30630	6683	
		4800	986	35946	7434	
MILK WHOLE POWDERED		LB				2286
100 U KINGDOM				44800	13604	
354 NETHRLNDS				802	370	
381 ALASKA				150	69	
400 U STATES		1688	798	17258	11477	
		1688	798	63010	25520	
DRIED WHEY DRIED BUTTERMILK		LB				2287
400 U STATES				111644	9645	
				111644	9645	
OLEIC ACID OR RED OIL		LB				2288
100 U KINGDOM				9503	2299	
400 U STATES		1425	337	60262	11900	
		1425	337	69765	14199	
STEARIC ACID		LB				2289
100 U KINGDOM				29000	4060	
306 BELGIUM		11200	1720	11200	1720	
400 U STATES		9510	2082	341556	57255	
		20710	3802	381756	63035	
LARD OIL		GAL				2291
400 U STATES		696	1295	4543	8491	
		696	1295	4543	8491	
NEATS FOOT OIL		GAL				2292
400 U STATES				8501	11841	
				8501	11841	
ANIMAL OIL N O P		GAL				2293
100 U KINGDOM				3103	2006	
400 U STATES		4050	5030	7171	9225	
		4050	5030	10274	11231	
COD LIVER OIL		GAL				2294
100 U KINGDOM		9000	12150	56856	78338	
327 FRANCE				22	112	
359 NORWAY		8935	14776	34155	56965	
400 U STATES				396	893	
		17935	26926	91429	136308	
FISH OIL N O P		GAL				2295
347 JAPAN		3567	19054	18050	43197	
400 U STATES		18106	20982	138886	143622	
		21673	40036	156936	186819	
SEAL OIL		GAL				2296
WHALE AND SPERMACE TI OIL		GAL				2297
100 U KINGDOM		450	1168	6460	9639	
400 U STATES		711	1595	11128	13442	
		1161	2763	17588	23081	
HALIBUT LIVER OIL						2298
400 U STATES					4871	
					4871	

IMPORTS INTO CANADA FOR CONSUMPTION

Articles and Countries from which Imported	MONTH OF JULY 1956		SEVEN MONTHS ENDED JULY 1956		Class Number
	Quantities	Values (\$)	Quantities	Values (\$)	
FISH OIL CONCENTRATED					2299
347 JAPAN				27287	
400 U STATES				2860	
				30147	
FISH OIL FOR FORTIFYING					2300
100 U KINGDOM				4537	
347 JAPAN		5559		94925	
354 NETHRLNDS				1820	
400 U STATES				15860	
		5559		117142	
BEESWAX	LB				2302
100 U KINGDOM			600	266	
215 INDIA	2240	1327	6720	3765	
216 PAKISTAN			5628	2701	
228 LEEW WIND			200	108	
304 ARGENTINA	18605	11408	18605	11408	
309 BRAZIL			22031	13539	
312 CHILE			17288	11673	
316 CUBA			7980	5097	
320 DOM REP	13162	8427	19730	12959	
325 ETHIOPIA			11057	7225	
400 U STATES	7352	5405	162387	111337	
	41359	26567	272226	180078	
CANDLES N O P	LB				2303
318 DENMARK			320	192	
335 GERMANY W	698	221	3627	1309	
400 U STATES	10256	3779	35648	12983	
	10954	4000	39595	14484	
GREASE AND DEGRAS	CWT				2304
100 U KINGDOM	1021	6227	1925	12658	
306 BELGIUM			4	66	
335 GERMANY W			110	1090	
354 NETHRLNDS			66	314	
389 IRELAND			123	682	
400 U STATES	16397	116764	105214	832140	
	17418	122991	107442	846950	
LARD AND COMPOUNDS STEARINE	LB				2307
400 U STATES	98915	11890	4776108	459553	
	98915	11890	4776108	459553	
TALLOW	LB				2308
400 U STATES	63100	4548	1268040	102018	
	63100	4548	1268040	102018	
EGG ALBUMEN DRIED POWDERED ETC	LB				2315
100 U KINGDOM			1600	1661	
313 CHINA			8960	8305	
335 GERMANY W			2000	2640	
400 U STATES	5200	9894	67855	118365	
	5200	9894	80415	130971	
EGG YOLK DRIED POWDERED ETC	LB				2316
400 U STATES			25183	1763	
			25183	1763	
EGGS WHOLE DRIED POWDERED ETC	LB				2317
313 CHINA			12000	7463	
335 GERMANY W			5600	4704	
400 U STATES	451	471	1191	1307	
	451	471	18791	13474	
GELATINE INEDIBLE PHOTOGRAPHIC	LB				2320
400 U STATES	22594	32618	98107	143799	
	22594	32618	98107	143799	
ANIMAL GLANDS FOR MEDICINE					2321
400 U STATES		2846		7445	
		2846		7445	
BLOOD ALBUMEN AND BLOOD DRIED					2324
400 U STATES				7084	
				7084	
EGGS IN THE SHELL	DOZ				2325
100 U KINGDOM			18150	7043	
231 HONG KONG	6473	3422	25552	13286	
365 POLAND			300000	73309	
381 ALASKA			1950	1429	
400 U STATES	375065	223303	1391751	1499055	
	381538	226725	1737403	1594128	
EGGS YOLK OR ALBUMEN FROZEN	LB				2326
389 IRELAND			22400	4488	
400 U STATES	595	308	29045	15919	
	595	308	51445	20407	
GELATINE CAPSULES EMPTY					2328
400 U STATES		26074		194031	
		26074		194031	
GELATINE EDIBLE	LB				2329
100 U KINGDOM	57120	27346	355282	164954	
234 AUSTRALIA	89700	37510	231380	95318	
306 BELGIUM			46859	19537	
318 DENMARK			2240	1019	
327 FRANCE	500	358	124095	47377	
335 GERMANY W			30	130	
354 NETHRLNDS	5445	2210	13545	5131	
400 U STATES	3405	1857	782545	494435	
	156170	69281	1555976	827901	
GELATINE N O P	LB				2331
100 U KINGDOM	4480	1058	36880	8671	
306 BELGIUM			132	60	
400 U STATES	575	433	14314	4787	
	5055	1491	51326	13518	

IMPORTS INTO CANADA FOR CONSUMPTION

Articles and Countries from which Imported	MONTH OF JULY 1956		SEVEN MONTHS ENDED JULY 1956		Class Number
	Quantities	Values (\$)	Quantities	Values (\$)	
GLUE ANIMAL POWDERED OR SHEET					
100 U KINGDOM	LB 311000	53609	1168800	204116	2332
234 AUSTRALIA	22400	3753	67200	11300	
318 DENMARK			2000	219	
375 SWEDEN	2200	304	2200	304	
400 U STATES	20524	3740	92625	20633	
	356124	61406	1332825	236572	
GLUE N O P					
100 U KINGDOM	LB 408	103	80214	13762	2333
335 GERMANY W			40	62	
376 SWITZRLNO			3086	2627	
400 U STATES	14559	6642	104467	41197	
	14967	6745	187807	57648	
CATGUT WORMGUT UNMANUFACTURED					2335
GUT AND MANUFACTURES N O P					
100 U KINGDOM		324		4442	2336
234 AUSTRALIA		779		6695	
327 FRANCE				244	
335 GERMANY W				114	
372 SPAIN				155	
400 U STATES		1081		12993	
		2184		24643	
HONEY					
100 U KINGDOM	LB 732	369	3131	2077	2337
316 CUBA			65888	10738	
336 GREECE			1320	393	
354 NETHRLNOS			476	140	
400 U STATES	84074	16026	1519526	244410	
	84806	16395	1590341	257758	
MANURES ANIMAL					
400 U STATES	CWT		32789	54662	2338
			32789	54662	
MUSK IN PODS OR GRAINS					
231 HONG KONG	OZ		176	4284	2339
			176	4284	
RENNET RAW AND PREPARED					
400 U STATES	LB		137342	52757	2340
	16516	6993	137342	52757	
SAUSAGE CASINGS UNCLEANEO					
236 NEW ZEAL		43025		217115	2341
400 U STATES		4851		23896	
		47876		241011	
SAUSAGE CASINGS CLEANEO					
100 U KINGDOM		26970		60786	2342
234 AUSTRALIA		85998		392755	
236 NEW ZEAL		597522		2841475	
335 GERMANY W				4372	
400 U STATES		10224		27025	
		720714		3326413	
TANKAGE					
236 NEW ZEAL	CWT	342	565	5718	2343
400 U STATES		5714	29880	39531	
		6056	30445	45249	
ANIMAL PRODUCTS N O P					
100 U KINGDOM		214		4696	2344
215 INDIA		206		206	
231 HONG KONG		595		5873	
327 FRANCE				2029	
335 GERMANY W				1627	
344 ITALY				1025	
347 JAPAN		2015		6204	
352 MEXICO				109	
376 SWITZRLND				96	
400 U STATES		7694		112606	
		10724		134471	
HORSE MEAT AND OFFAL FOR FOXES					
236 NEW ZEAL	CWT		672	6630	2345
347 JAPAN		21205	21205	138729	
400 U STATES		9907	29283	229069	
		31112	51160	374428	
DOG FOOD AND PET STOCK FOOD					
100 U KINGDOM				257	2347
234 AUSTRALIA				292	
306 BELGIUM				90	
318 DENMARK				488	
335 GERMANY W		161		1782	
354 NETHRLNOS				177	
400 U STATES		10551		114929	
		10712		118015	
TARIFF 206 254 635 679 686 699					
100 U KINGDOM				105	2348
400 U STATES				2339	
				2444	

IMPORTS INTO CANADA FOR CONSUMPTION

Articles and Countries from which Imported	MONTH OF JULY 1956		SEVEN MONTHS ENDED JULY 1956		Class Number	
	Quantities	Values (\$)	Quantities	Values (\$)		
GROUP 3						
FIBRES TEXTILES AND PRODUCTS						
RAW COTTON						
215 INDIA			297514	65120	3001	
216 PAKISTAN	40183	8552	354004	77869		
323 EL SALVAD	49972	17088	574599	197289		
337 GUATEMALA			53811	18940		
352 MEXICO	3502837	1123604	80979395	26220118		
358 NICARAGUA	336296	110470	1353529	436014		
363 PERU	102670	38851	637230	214574		
400 U STATES	3090204	870012	22287639	6871502		
	7122162	2168577	106537721	34101426		
COTTON LINTERS N O P						
306 BELGIUM	207594	5053	1326633	55548	3002	
309 BRAZIL			220460	9777		
323 EL SALVAD	78310	3510	683690	38618		
337 GUATEMALA	131595	9120	131595	9120		
352 MEXICO	113290	6525	839528	54481		
358 NICARAGUA			546335	37835		
363 PERU			37532	4425		
400 U STATES	789053	52305	8219009	584860		
	1319842	76513	12004782	794664		
COTTON LINTERS FOR PAPER						
BATTS BATTING WADDING COTTON						
100 U KINGDOM			138	86	3004	
215 INDIA			2000	699		
306 BELGIUM	3023	1951	3023	1951		
400 U STATES	19862	11861	543172	277350		
	22885	13812	548333	280086		
CARDED SLIVER COTTON FIBRES						
COTTON THREAD						
100 U KINGDOM			21527	46795	3009	
317 CZECHOS	1768	3823	15794	16020		
344 ITALY	4954	4860	1161	2333		
354 NETHRLNDS	462	674	492	631		
361 PANAMA			160	150		
376 SWITZRLND			3652	8155		
400 U STATES	48532	67360	486062	662713		
	55716	76717	528848	736797		
COTTON YARNS SINGLES N O P						
100 U KINGDOM			89657	121963		3011
215 INDIA	10390	14096	600	274		
400 U STATES	8982	7950	129768	138275		
	19372	22046	220025	260512		
YARNS SINGLES FOR KNIT GOODS						
100 U KINGDOM			9368	8432	3012	
231 HONG KONG	83	168	880	377		
400 U STATES	20366	14929	328662	275299		
	20449	15097	338910	284108		
COTTON YARNS N O P						
100 U KINGDOM			48100	55298	3013	
327 FRANCE	10664	15345	88	105		
335 GERMANY W			391	911		
354 NETHRLNDS			75	165		
400 U STATES	206009	153186	946740	865565		
	216673	168531	995394	922044		
CROCHET KNITTING COTTON N O P						
100 U KINGDOM			796	4131	3014	
306 BELGIUM	146	963	39	86		
327 FRANCE	1019	4347	6867	30359		
354 NETHRLNDS			232	218		
400 U STATES	1986	4036	60250	101491		
	3151	9346	68184	136285		
CORDS AND TWINE COTTON N O P						
100 U KINGDOM			63410	33997	3015	
400 U STATES	6444	3486	211801	221064		
	28719	33656	275211	255061		
COTTON YARNS TINSEL THREAD						
100 U KINGDOM			555	973	3017	
327 FRANCE			339	1177		
400 U STATES	7009	20818	35832	96654		
	7009	20818	36726	98804		
MERCERIZED YARNS 40 AND FINER						
100 U KINGDOM			42262	71761	3018	
400 U STATES	4050	7629	6855	12742		
	85	302	49117	84503		
COTTON YARNS HANKS FDR THREAD						
100 U KINGDOM			778324	1214171	3019	
322 EGYPT	86897	158574	4964	3811		
400 U STATES	7523	8921	147875	189105		
	94420	167495	931163	1407087		
COTTON YARN 2 PLY 80 AND FINER						
100 U KINGDOM			12648	33350	3020	
400 U STATES	4136	9110	276	262		
	4136	9110	12924	33612		
COTTON YARN SINGLES FOR THREAD						
100 U KINGDOM			1098176	1265519	3021	
	108724	133525	1098176	1265519		

IMPORTS INTO CANADA FOR CONSUMPTION

Articles and Countries from which Imported	MONTH OF JULY 1956		SEVEN MONTHS ENDED JULY 1956		Class Number
	Quantities	Values (\$)	Quantities	Values (\$)	
COTTON YARN TO BE MERCERIZED 100 U KINGDOM 400 U STATES	LB 30372 2197 32569	48702 2628 51330	152411 32256 184667	240124 35589 275713	3022
COTTON YARNS SINGLES 20 TO 40 100 U KINGDOM	LB 32655 32655	30862 30862	364253 364253	342667 342667	3023
COLOURED COT FAB NOP OVER 80 C 100 U KINGDOM 215 INDIA 231 HONG KONG 234 AUSTRALIA 305 AUSTRIA 306 BELGIUM 317 CZECHO S 318 DENMARK 327 FRANCE 335 GERMANY W 344 ITALY 347 JAPAN 352 MEXICO 354 NETHRLNDS 365 POLAND 372 SPAIN 375 SWEDEN 376 SWITZRLND 383 HAWAII 400 U STATES	LB 55759 5084 232 43079 20180 138 283 29592 3120 75856 120055 31 1757 1186043 1541209	96831 4300 423 39823 21583 175 736 54743 7454 91463 181909 81 6401 1629244 2135166	449365 40273 3694 150 3452 419966 236246 5171 32690 277641 24198 1054651 153 594734 32604 1008 5814 28045 2537 12364841 15577233	908380 40231 3125 914 6725 398643 252356 11642 86890 553723 66727 1263457 504 934754 35043 3669 8674 106766 6335 18757032 23445590	3026
COLORED COT FAB NOP 50 TO 80 C 100 U KINGDOM 215 INDIA 306 BELGIUM 317 CZECHO S 335 GERMANY W 344 ITALY 347 JAPAN 354 NETHRLNDS 365 POLAND 400 U STATES	LB 4038 74990 14479 32716 43596 591 87688 258098	2534 41748 10494 23298 31712 466 59458 169710	27112 713038 44230 85376 20227 12406 204288 3490 579 480495 1591241	17210 410687 32770 62750 14489 7715 143606 2640 435 336430 1028732	3027
COLORED COT FAB NOP UNDER 50 C 100 U KINGDOM 215 INDIA 365 POLAND 400 U STATES	LB 2409 69499 4116 76024	660 32350 1699 34709	8116 406219 10004 53992 478331	3113 185271 4651 22083 215118	3028
COTTON DENIMS 100 U KINGDOM 215 INDIA 400 U STATES	LB 1911 85595 87506	2943 59374 62317	4365 10148 969763 984276	6841 5311 721202 733354	3029
HANDKERCHIEF COTTON BLEACHED 100 U KINGDOM 347 JAPAN	LB 1613 1613	2460 2460	14316 67991 82307	22896 68415 91311	3030
COTTON FABRIC NOT BLEACHED NOP 100 U KINGDOM 215 INDIA 224 JAMAICA 231 HONG KONG 305 AUSTRIA 306 BELGIUM 317 CZECHO S 327 FRANCE 335 GERMANY W 347 JAPAN 354 NETHRLNDS 365 POLAND 376 SWITZRLND 400 U STATES	LB 3412 359352 59727 2522 3348 2067 2568 7910 5370 11840 5285 6567 2916 604567 1042411	7405 158235 37896 2067 2568 2176 421167	49847 2129882 210704 1560 15256 7910 5370 11840 5285 344681 30541 2972 929 5692100 8508877	68836 957246 133655 971 12706 6243 4169 7639 4516 242822 20693 1589 873 4245162 5707120	3031
CANTON FLANNELS NOT COLOURED 100 U KINGDOM 215 INDIA 306 BELGIUM 335 GERMANY W 347 JAPAN 354 NETHRLNDS 365 POLAND 376 SWITZRLND 400 U STATES	LB 11415 20974 1821 17880 22862 78 97870 172900	19255 12724 1449 16864 15187 323 122802 188604	47373 57098 51291 1961 415944 8727 218564 545 505256 1306759	83247 37263 25121 1935 393475 6092 138958 1807 657450 1345348	3032
TOWELLING IN THE WEB 100 U KINGDOM 215 INDIA 335 GERMANY W 400 U STATES	LB 239 9299 9538	282 8887 9169	877 5172 231 38372 44652	1222 3300 194 36168 40884	3033
VOILES SCRIMS NOT COLOURED 100 U KINGDOM 215 INDIA 305 AUSTRIA 327 FRANCE	LB 80	255	9360 1863 253 162	15515 1425 774 790	3034

IMPORTS INTO CANADA FOR CONSUMPTION

Articles and Countries from which Imported	MONTH OF JULY 1956		SEVEN MONTHS ENDED JULY 1956		Class Number
	Quantities	Values (\$)	Quantities	Values (\$)	
347 JAPAN	2520	2426	64834	72286	
354 NETHRLNDS	5304	3850	12626	9083	
365 POLAND	9941	10504	28979	23819	
376 SWITZRLND	827	1823	5724	23911	
400 U STATES	10695	14258	264552	301846	
	29367	33116	388353	449449	
COTTON FABRICS BLEACHED N O P	LB				3035
100 U KINGDOM	8057	13455	44946	67810	
215 INDIA			3500	1746	
306 BELGIUM	1311	955	1311	955	
335 GERMANY W	1014	1450	5249	6451	
347 JAPAN			4274	3452	
354 NETHRLNDS			4293	3237	
365 POLAND	1475	946	3900	2404	
376 SWITZRLND			455	2250	
400 U STATES	9468	13516	298455	367233	
	21325	30322	366383	455538	
COTTON CHEESECLOTH AND GAUZE	LB				3036
100 U KINGDOM	4291	5933	41239	55977	
215 INDIA			400	515	
335 GERMANY W	146	263	622	1006	
347 JAPAN			2600	2043	
400 U STATES	309211	265187	2141384	1954256	
	313648	271383	2186245	2013797	
POPLIN BLEACHED NOT COLOURED	LB				3037
100 U KINGDOM			4189	8774	
317 CZECHO S	2085	1721	2085	1721	
335 GERMANY W			1449	4863	
347 JAPAN	17401	15409	103997	102968	
354 NETHRLNDS			2310	3704	
376 SWITZRLND			74	249	
400 U STATES	4414	5632	58504	65176	
	23900	22762	172608	187455	
COTTON FABRICS COUNT 100	LB				3039
100 U KINGDOM	52818	178813	302182	1023452	
327 FRANCE			450	1102	
376 SWITZRLND			305	999	
400 U STATES	25	69	1040	3895	
	52843	178882	303977	1029448	
COTTON FABRICS CUT PILE N O P	LB				3040
100 U KINGDOM	169	521	717	1954	
335 GERMANY W	1997	5026	23805	53323	
344 ITALY			538	1014	
400 U STATES	4470	8306	29785	53407	
	6636	13853	54845	109698	
COTTON FABRIC FOR TYPE RIBBON	LB				3041
100 U KINGDOM	14635	46310	72120	268765	
354 NETHRLNDS	483	1303	483	1303	
400 U STATES	540	4522	2927	28534	
	15658	52135	75530	298602	
COTTON FABRIC BILLIARD CLOTH	LB				3042
SAILCLOTH EGYPTIAN COTTON	LB				3043
100 U KINGDOM	112	291	3458	8464	
400 U STATES			136	416	
	112	291	3594	8880	
FILTER CLOTH FOR MINING	LB				3044
100 U KINGDOM	713	1039	713	1039	
400 U STATES			602	500	
	713	1039	1315	1539	
COTTON FABRIC KNITTED	LB				3045
100 U KINGDOM	14521	19012	151099	179712	
400 U STATES	40176	62127	354369	544557	
	54697	81139	505468	724269	
COTTON SHADOW CRETONNES	LB				3046
400 U STATES			1940	1869	
			1940	1869	
COTTON GABARDINES	LB				3047
100 U KINGDOM	11508	27115	35058	108185	
400 U STATES	230	325	10916	15204	
	11738	27440	45974	123389	
COTTON FABRICS 80 TO 99 COUNT	LB				3048
100 U KINGDOM	1277	4154	21068	71654	
400 U STATES			4861	3824	
	1277	4154	25929	75478	
COTTON FABRICS CUT WEFT PILE	LB				3049
100 U KINGDOM	20610	52373	91419	212315	
306 BELGIUM			56	217	
317 CZECHO S	132	139	132	139	
327 FRANCE	171	446	497	2027	
335 GERMANY W			44	82	
344 ITALY			1783	3939	
347 JAPAN	96166	136770	267139	361854	
354 NETHRLNDS			267	855	
400 U STATES	43909	73254	389337	523123	
	160988	262982	750674	1104551	
COTTON FABRICS FOR BOOK COVERS	LB				3050
100 U KINGDOM	5964	6593	78725	80070	
335 GERMANY W			289	262	
400 U STATES	5819	5724	59744	63414	
	11783	12317	138758	143746	
LACE NOT COLOURED FOR CLOTHING	LB				3051
100 U KINGDOM	436	1300	3457	13070	
305 AUSTRIA	10087	38744	133310	460413	
306 BELGIUM	767	2328	2745	8727	
327 FRANCE	1139	5965	11773	58730	

IMPORTS INTO CANADA FOR CONSUMPTION

Articles and Countries from which Imported	MONTH OF JULY 1956		SEVEN MONTHS ENDED JULY 1956		Class Number
	Quantities	Values (\$)	Quantities	Values (\$)	
335 GERMANY W	207	851	673	2579	
344 ITALY	13	50	199	1055	
347 JAPAN	3230	2896	67753	84149	
354 NETHRLNDS			379	856	
376 SWITZRLND	2134	8522	41587	115760	
390 GERMANY E			9153	23008	
400 U STATES	3443	20218	59972	323934	
	21456	80874	331001	1092281	
LACE COLOURED FOR CLOTHING	LB				3052
100 U KINGDOM			128	570	
305 AUSTRIA			23	453	
327 FRANCE	193	2377	1425	10838	
335 GERMANY W	155	432	263	912	
344 ITALY	18	814	18	814	
354 NETHRLNDS			134	140	
376 SWITZRLND	52	548	199	2671	
400 U STATES	644	4565	10149	59443	
	1062	8736	12339	75841	
EMBROIDERIES COTTON M O P	LB				3053
100 U KINGDOM	142	546	2206	6520	
215 INDIA	72	591	120	749	
231 HONG KONG			139	635	
305 AUSTRIA			3707	17487	
327 FRANCE			22	133	
335 GERMANY W			35	399	
340 HUNGARY	1	123	1	123	
344 ITALY	5	185	18	309	
354 NETHRLNDS			971	4764	
367 AZORES	15	89	15	89	
376 SWITZRLND	611	5965	3456	32259	
400 U STATES	254	1384	3296	14291	
	1100	8883	13986	77758	
LACE BOBBINET NETS COTTON NOP	LB				3054
100 U KINGDOM	2574	6787	16717	42144	
215 INDIA	128	728	1055	6733	
231 HONG KONG	182	810	1843	5751	
305 AUSTRIA			500	3127	
306 BELGIUM	152	197	176	740	
327 FRANCE	56	580	519	4271	
335 GERMANY W			262	579	
344 ITALY			58	823	
347 JAPAN	710	561	710	561	
354 NETHRLNDS	32	152	123	611	
376 SWITZRLND	18	90	284	3303	
400 U STATES	985	3821	6896	22675	
	4837	13726	29143	91318	
WHITE COTTON BOBBINET PLAIN	YD				3055
100 U KINGDOM			48993	16599	
			48993	16599	
STOCKINGS COTTON WOMENS CHILDS	DZ PR				3062
100 U KINGDOM	4769	16661	54684	149226	
327 FRANCE			4	53	
372 SPAIN	2050	8258	6745	27470	
400 U STATES	5412	16811	60944	175122	
	12231	41730	122377	351871	
STOCKINGS COTTON MENS BOYS	DZ PR				3063
100 U KINGDOM	1575	4854	7170	19081	
231 HONG KONG	100	194	100	194	
327 FRANCE			21	267	
354 NETHRLNDS			174	270	
400 U STATES	6356	19654	58237	201958	
	8031	24702	65702	221770	
GLOVES COTTON	DZ PR				3064
100 U KINGDOM	6571	47116	16512	133778	
231 HONG KONG	4446	15970	9213	28888	
232 MALTA	164	928	195	1105	
317 CZECHO S			17673	70601	
327 FRANCE	51	816	1290	16711	
335 GERMANY W	2128	11666	17970	111424	
344 ITALY	1326	7470	7125	39855	
347 JAPAN	10209	35229	33049	109372	
400 U STATES	3025	12630	21308	108010	
	27920	131825	124335	619744	
SHIRTS COTTON NOT KNITTED	LB				3066
100 U KINGDOM	380	2164	7711	37926	
215 INDIA			544	330	
231 HONG KONG	5255	5191	10174	9593	
305 AUSTRIA	297	611	2436	4940	
327 FRANCE			48	370	
344 ITALY	91	418	1411	8283	
347 JAPAN	10777	112701	533095	646779	
352 MEXICO	29	143	74	239	
354 NETHRLNDS			425	557	
365 POLAND			17124	18702	
376 SWITZRLND	209	1311	3880	24483	
383 HAWAII	59	119	213	809	
400 U STATES	16834	31739	179873	432755	
	130931	154397	757006	1185766	
UNDERWEAR COTTON KNITTED	LB				3067
100 U KINGDOM	20085	38886	55274	114132	
215 INDIA			6890	5397	
306 BELGIUM			138	277	
335 GERMANY W	80	267	468	1191	
347 JAPAN			24396	27373	
354 NETHRLNDS			6287	12584	
376 SWITZRLND			80	414	

IMPORTS INTO CANADA FOR CONSUMPTION

Articles and Countries from which Imported	MONTH OF JULY 1956		SEVEN MONTHS ENDED JULY 1956		Class Number
	Quantities	Values (\$)	Quantities	Values (\$)	
400 U STATES	4756	11516	33423	74608	
COTTON CLOTHING N O P WOVEN	24921	50689	126956	235976	3068
100 U KINGDOM	4250	15582	25412	100710	
224 JAMAICA	46	310	46	310	
231 HONG KONG	818	1192	1726	2964	
305 AUSTRIA	139	708	1834	11114	
306 BELGIUM	69	79	639	1703	
322 EGYPT			13	272	
327 FRANCE	6	193	939	8630	
329 INDOCHINA	20	75	20	75	
335 GERMANY W	348	1791	2090	10133	
337 GUATEMALA			40	58	
340 HUNGARY	176	1114	236	1574	
344 ITALY	395	2716	5415	35631	
347 JAPAN	28941	36174	733469	1011666	
352 MEXICO	293	754	1175	3307	
354 NETHRLNDS	28	70	5688	11289	
365 POLAND			1300	2722	
367 AZORES			502	2737	
375 SWEDEN	273	1027	838	4511	
376 SWITZRLND	331	5316	4197	39240	
383 HAWAII	283	1109	2145	15857	
384 P RICO			168	916	
400 U STATES	36069	83205	423814	1130029	
DRESSES WVN COTT WOMENS CHLDNS	72485	151415	1811706	2395448	3069
100 U KINGDOM	40	1120	2719	29155	
327 FRANCE	123	512	281	3387	
335 GERMANY W	26	133	37	450	
340 HUNGARY			132	251	
344 ITALY	151	612	697	4062	
347 JAPAN	1152	1730	46289	74170	
352 MEXICO	29	220	87	530	
354 NETHRLNDS			78	665	
367 AZORES			72	335	
375 SWEDEN			51	497	
376 SWITZRLND	12	60	482	7372	
383 HAWAII	138	811	2593	18435	
400 U STATES	19323	62283	322259	1046966	
SMCKS OVRALLS WVN COTTON MENS	20994	67481	375777	1186275	3070
347 JAPAN			1454	1957	
354 NETHRLNDS	450	533	2043	2572	
400 U STATES	17274	28959	128748	209125	
RAINCOATS WATERPROOFED COTTON	17724	29492	132245	213654	3071
100 U KINGDOM	1937	18281	8572	92310	
306 BELGIUM			31	329	
318 DENMARK	15	171	15	171	
335 GERMANY W	531	4467	9880	56082	
344 ITALY			14	385	
359 NORWAY	48	174	2114	18009	
360 ISRAEL			250	1775	
376 SWITZRLND	44	593	237	2907	
400 U STATES	862	2749	9976	38909	
CLTHG NOP COTT KNIT INFTS CHLD	3437	26435	31089	210877	3072
100 U KINGDOM	1331	4345	25595	61501	
231 HONG KONG			250	313	
306 BELGIUM			1142	4266	
327 FRANCE	20	269	20	269	
335 GERMANY W	200	816	2754	9342	
344 ITALY			134	1064	
347 JAPAN	1334	1621	96189	112243	
354 NETHRLNDS			2016	8474	
376 SWITZRLND			13	119	
400 U STATES	4242	12539	35129	105909	
CLTHG NOP COTT KNIT WOMNS GRLS	7127	19590	163242	303500	3073
100 U KINGDOM	2034	7176	21596	62438	
306 BELGIUM			119	274	
327 FRANCE			32	185	
335 GERMANY W			39	280	
344 ITALY			1304	8400	
347 JAPAN	1605	2580	8564	10822	
354 NETHRLNDS			584	1345	
360 ISRAEL			85	706	
376 SWITZRLND	53	448	1085	7869	
400 U STATES	2788	8196	33159	108739	
CLTHG NOP COTT KNIT MENS BOYS	6480	18400	66567	201058	3074
100 U KINGDOM	3205	5822	50582	111653	
231 HONG KONG	2000	1328	2036	1389	
305 AUSTRIA			82	299	
327 FRANCE	16	158	2275	7878	
335 GERMANY W	411	1010	1032	2244	
344 ITALY			325	2314	
347 JAPAN	25188	31463	359008	377956	
354 NETHRLNDS	17	75	5279	9062	
376 SWITZRLND	327	1332	1157	6480	
389 IRELAND			710	1384	
400 U STATES	3288	8995	50116	132727	
BAGS COTTON	34452	50183	472602	653386	3082
400 U STATES	3834	2942	23112	22417	
	3834	2942	23112	22417	

IMPORTS INTO CANADA FOR CONSUMPTION

Articles and Countries from which Imported	MONTH OF JULY 1956		SEVEN MONTHS ENDED JULY 1956		Class Number
	Quantities	Values (\$)	Quantities	Values (\$)	
BELTING OF COTTON	LB				3083
100 U KINGDOM	1112	2201	23022	27037	
347 JAPAN	51	125	51	125	
400 U STATES	9416	18723	73302	147194	
	10579	21049	96375	174356	
BLANKETS OF COTTON	LB				3084
100 U KINGDOM	1366	1303	20041	18875	
215 INDIA	60	72	60	72	
306 BELGIUM	66006	48972	261892	192367	
335 GERMANY W	8665	6055	92085	64238	
347 JAPAN	6975	2992	54867	19978	
354 NETHRLNDS	980	375	29192	13916	
400 U STATES	11160	12359	170098	176006	
	95212	72128	628235	485452	
TAPE AND WEBBING HOOK AND EYE	LB				3085
100 U KINGDOM			40	59	
400 U STATES	743	1852	4533	9172	
	743	1852	4573	9231	
BRAIDED WICK FOR CANDLES					3086
100 U KINGDOM				2434	
400 U STATES		1700		19130	
		1700		21564	
CURTAINS COTTON M O P	LB				3087
100 U KINGDOM	109	319	1376	4159	
306 BELGIUM			120	1128	
376 SWITZRLND			107	1497	
400 U STATES	4928	9377	58639	111841	
	5037	9696	60242	118625	
TABLE AND TRAY CLOTHS COTTON	LB				3088
100 U KINGDOM	10096	22847	71309	149811	
215 INDIA	200	722	220	896	
216 PAKISTAN			55	987	
231 HONG KONG	14051	24971	23354	52863	
305 AUSTRIA			72	421	
306 BELGIUM	1317	3045	2014	4605	
313 CHINA	2604	6348	42529	107088	
317 CZECHO S	467	506	467	506	
327 FRANCE	335	1784	1130	3659	
335 GERMANY W	334	576	1558	3008	
344 ITALY			103	352	
347 JAPAN	9824	12941	54981	64192	
352 MEXICO			436	900	
354 NETHRLNDS	2708	3939	18921	32444	
367 AZORES			513	3660	
373 CANARY IS			202	459	
375 SWEDEN	52	97	52	97	
376 SWITZRLND	304	1849	2242	13108	
400 U STATES	6401	10219	57308	96111	
	48693	89844	277466	535167	
DUCK SEAMLESS COTTON FOR HOSE	LB				3089
400 U STATES			477	681	
			477	681	
FRINGES AND TASSELS COTTON	LB				3090
400 U STATES	188	475	490	1175	
	188	475	490	1175	
HANDKERCHIEFS COTTON	LB				3091
100 U KINGDOM	21922	62419	104907	287856	
231 HONG KONG	5	66	154	1630	
305 AUSTRIA	100	1010	321	2138	
306 BELGIUM			26	203	
317 CZECHO S	1116	2631	3034	6078	
327 FRANCE	6	92	20	420	
335 GERMANY W			150	613	
347 JAPAN	6954	7838	70914	80044	
354 NETHRLNDS			707	1430	
367 AZORES	9	110	9	110	
376 SWITZRLND	1176	14092	11238	117899	
400 U STATES	627	2489	23154	59014	
	31915	90747	214634	557435	
LADDER TAPES FOR BLINDS	LB				3092
100 U KINGDOM	765	1199	2418	4057	
400 U STATES	62	201	1930	2294	
	827	1400	4348	6351	
WANTLE STOCKING FOR GAS LIGHT					3093
400 U STATES		963		963	
		963		963	
QUILTS COUNTERPANES COTTON	LB				3094
100 U KINGDOM	901	1278	10390	16749	
215 INDIA	2452	2028	8281	8732	
231 HONG KONG	141	255	214	567	
306 BELGIUM			1929	1527	
326 FINLAND			84	480	
335 GERMANY W			33	86	
344 ITALY			356	450	
354 NETHRLNDS	2262	2834	5491	7088	
372 SPAIN	525	448	525	448	
400 U STATES	84100	101163	567736	716395	
	90381	108006	595039	752522	
SHEETS COTTON	LB				3095
100 U KINGDOM	2492	2592	7662	10622	
306 BELGIUM	478	304	4324	4174	
335 GERMANY W			75	114	
347 JAPAN			13385	9422	
354 NETHRLNDS			1240	1109	
367 AZORES	279	995	279	995	
381 ALASKA			753	312	

IMPORTS INTO CANADA FOR CONSUMPTION

Articles and Countries from which Imported	MONTH OF JULY 1956		SEVEN MONTHS ENDED JULY 1956		Class Number
	Quantities	Values (\$)	Quantities	Values (\$)	
400 U STATES	66962	74963	585825	653930	
TOWELS COTTON	70211	78854	613543	680678	3096
LB					
100 U KINGDOM	2480	3486	19233	20977	
215 INDIA	2225	1670	21679	14568	
231 HONG KONG	648	569	47859	29350	
305 AUSTRIA	45	130	45	130	
306 BELGIUM	1413	2071	1713	2443	
317 CZECHOS			21558	18328	
335 GERMANY W			35	150	
347 JAPAN	5978	4888	110576	90230	
354 NETHRLNDS	98	118	6764	7955	
365 POLAND			2833	2475	
367 AZORES			216	1194	
400 U STATES	239954	237180	1843984	1824177	
	252841	250112	2076495	2011977	
COTTON MANUFACTURES N O P	LB				3097
100 U KINGDOM	18928	30360	142434	166355	
215 INDIA	68	172	1734	1237	
231 HONG KONG	1275	1946	2025	3762	
234 AUSTRALIA			16	155	
305 AUSTRIA			71	564	
306 BELGIUM	58	62	9698	12416	
313 CHINA	602	1267	1622	3609	
318 DENMARK	122	887	595	3439	
327 FRANCE	21	142	2003	6195	
335 GERMANY W	213	446	4065	7926	
344 ITALY	1350	351	10459	2657	
347 JAPAN	1717	1686	21572	20269	
354 NETHRLNDS	2118	2156	8383	13261	
361 PANAMA			30	214	
367 AZORES			74	543	
376 SWITZRLND	33	164	945	5412	
381 ALASKA			226	61	
390 GERMANY E			426	719	
400 U STATES	94659	121061	723911	964881	
	121164	160700	930289	1213675	
WASH CLOTHS BATH MATS COTTON	LB				3098
100 U KINGDOM	237	249	471	575	
231 HONG KONG	688	557	2480	1695	
335 GERMANY W			69	161	
344 ITALY			55	56	
347 JAPAN			50494	11239	
400 U STATES	6762	10100	336533	409653	
	7687	10906	390102	423379	
PILLOW CASES COTTON	LB				3100
100 U KINGDOM	4255	7648	31646	53053	
231 HONG KONG	3132	5725	15553	31042	
313 CHINA	1495	3362	33649	39140	
335 GERMANY W	75	52	195	259	
347 JAPAN	40638	38769	266241	241318	
354 NETHRLNDS	39	70	169	193	
367 AZORES	1174	4804	6485	24008	
373 CANARY IS			378	1034	
376 SWITZRLND			196	599	
400 U STATES	12199	13451	134408	151767	
	63007	73881	488920	542413	
FLAX FIBRE AND TOW	CWT				3111
400 U STATES	21	1125	437	18318	
	21	1125	437	18318	
HEMP DRESSED OR UNDRESSED	CWT				3112
400 U STATES			44	772	
			44	772	
JUTE AND JUTE BUTTS	CWT				3113
100 U KINGDOM	20	100	124	1439	
216 PAKISTAN	24070	281607	59317	658697	
354 NETHRLNDS			10	287	
400 U STATES	42	1061	224	2635	
	24132	282768	59675	663058	
OAKUM OF FLAX HEMP OR JUTE	CWT				3114
100 U KINGDOM	123	2037	841	11174	
354 NETHRLNDS	540	5128	3013	26822	
359 NORWAY			25	486	
400 U STATES	1716	29512	11263	199934	
	2379	36677	15142	238416	
BATTS WADDING VEGETABLE FIBRES	LB				3115
306 BELGIUM	9660	5020	9660	5020	
400 U STATES			530	448	
	9660	5020	10190	5468	
YARNS JUTE SINGLES N O P	LB				3121
100 U KINGDOM	10739	1753	590746	99958	
215 INDIA	19242	3437	182213	32339	
400 U STATES			11623	2719	
	29981	5190	784582	135016	
YARNS VEGETABLE FIBRE SINGLES	LB				3122
100 U KINGDOM	324	318	42823	9244	
344 ITALY	61019	21556	153630	57130	
352 MEXICO			10025	1083	
400 U STATES			2530	2191	
	61343	21874	209008	69648	
YARNS CORDS TWINE OF JUTE N O P	LB				3123
100 U KINGDOM	52960	13285	216984	54800	
306 BELGIUM	4883	963	17183	4086	
400 U STATES	241	111	1713	890	
	58084	14359	235880	59776	

IMPORTS INTO CANADA FOR CONSUMPTION

Articles and Countries from which Imported	MONTH OF JULY 1956		SEVEN MONTHS ENDED JULY 1956		Class Number
	Quantities	Values (\$)	Quantities	Values (\$)	
YARNS CORDS TWINE VEG FIB NOP	LB				3124
100 U KINGDOM	41027	16638	274041	91315	
215 INDIA			1214	543	
231 HONG KONG			400	108	
306 BELGIUM	6000	960	45045	7634	
318 DENMARK			10795	4364	
335 GERMANY W			20062	6329	
344 ITALY	1500	787	5127	3315	
347 JAPAN			855	156	
352 MEXICO	17974	2076	309733	36921	
354 NETHRLNDS			14684	2404	
366 PORTUGAL	3036	460	4338	660	
389 IRELAND			3873	643	
400 U STATES	5416	8220	34465	35538	
	74953	29141	724632	189930	
LINEN THREAD FOR SEWING	LB				3125
100 U KINGDOM	24907	48978	191939	383154	
327 FRANCE			198	282	
350 ISRAEL			300	433	
389 IRELAND			2498	1322	
400 U STATES	278	656	1945	4303	
	25185	49634	196880	389494	
YARNS YES FIBRE FOR WEAVING	LB				3126
100 U KINGDOM	61892	30026	559992	226613	
215 INDIA	149830	30905	559846	113203	
306 BELGIUM	4332	1602	14037	5124	
318 DENMARK			9000	6600	
354 NETHRLNDS			6083	2353	
389 IRELAND			10034	1788	
400 U STATES	36581	11200	349629	101581	
	252635	73733	1508621	457262	
CANVAS TWINE OF FLAX FOR SAILS					3131
100 U KINGDOM				4298	
				4298	
FABRICS CHIEFLY FLAX OR HEMP	LB				3132
100 U KINGDOM	48353	71815	395821	531830	
306 BELGIUM			1263	1993	
317 CZECHO S			3831	3634	
318 DENMARK			2813	3254	
327 FRANCE			29	69	
335 GERMANY W			296	164	
344 ITALY			1315	4460	
365 POLAND			2710	1922	
375 SWEDEN			744	1403	
376 SWITZRLND			634	1369	
400 U STATES	1736	2850	11650	33163	
	50089	74665	421106	583261	
FABRICS JUTE UNBLEACHED N O P	YD				3134
100 U KINGDOM	103546	25442	199001	48973	
215 INDIA	11483432	849926	67174901	5207175	
216 PAKISTAN	300000	22329	750000	61752	
306 BELGIUM	8000	691	67361	15588	
327 FRANCE	60000	9651	455000	74352	
347 JAPAN			710000	50908	
354 NETHRLNDS			133510	12050	
400 U STATES	280560	31681	2059502	299336	
	12235538	939720	71549275	5770134	
FABRICS OF JUTE N O P	YD				3135
100 U KINGDOM	1056	1080	41637	12930	
400 U STATES	1745	711	8435	3176	
	2801	1791	50072	16106	
FABRIC JUTE ISINGS WIDE OR LESS	LB				3136
215 INDIA	22480	4671	219925	33723	
400 U STATES			420	192	
	22480	4671	220345	33915	
FAB VEG FIB ISINGS WIDE OR LESS	LB				3137
100 U KINGDOM	23951	34008	159722	232284	
306 BELGIUM	1955	2560	2987	3922	
327 FRANCE	37	408	813	2554	
335 GERMANY W	15	90	1119	1551	
347 JAPAN	2877	2353	31081	23547	
354 NETHRLNDS			930	1839	
400 U STATES	17223	26846	196820	278070	
	46058	66265	393472	543767	
FABRICS VEGETABLE FIBRE N O P	YD				3138
100 U KINGDOM	17467	7843	53539	28174	
306 BELGIUM			7090	1905	
327 FRANCE			36	66	
344 ITALY			76	306	
354 NETHRLNDS	2445	888	9648	3400	
376 SWITZRLND			33	72	
400 U STATES	624	1043	18088	19363	
	20536	9774	88510	53286	
TOWELLING TABLE CLOTHS IN WEB	LB				3139
100 U KINGDOM	9424	12343	64125	81781	
306 BELGIUM	623	765	1229	1508	
317 CZECHO S	6693	5617	36182	29070	
327 FRANCE			22	143	
344 ITALY			560	2280	
365 POLAND			16295	13272	
376 SWITZRLND			37	139	
400 U STATES	15	59	15592	14132	
	16755	18784	134042	142325	

IMPORTS INTO CANADA FOR CONSUMPTION

Articles and Countries from which Imported	MONTH OF JULY 1956		SEVEN MONTHS ENDED JULY 1956		Class Number
	Quantities	Values (\$)	Quantities	Values (\$)	
WOVEN DRESS LINENS					
100 U KINGDOM	LB		400	1103	3140
			400	1103	
CLOTHING VEGETABLE FIBRES NOP					
100 U KINGDOM	LB	2037	10371	42970	3162
231 HONG KONG		13	474	792	
305 AUSTRIA			4	83	
327 FRANCE		12	107	795	
338 HAITI			50	179	
344 ITALY		27	117	991	
347 JAPAN			6026	8247	
360 ISRAEL			469	1405	
376 SWITZRLND		1	71	963	
400 U STATES		998	30660	103998	
		3088	48349	160423	
BAGS OF HEMP LINEN JUTE SISAL					
100 U KINGDOM	LB		133	93	3171
215 INDIA		23110	45610	4722	
306 BELGIUM		107330	387400	71085	
344 ITALY			398	213	
400 U STATES			286111	63562	
		130440	719652	139675	
CARPETING RUGS HEMP JUTE SISAL					
100 U KINGDOM				127912	3172
215 INDIA		22413		7369	
231 HONG KONG		347		1629	
306 BELGIUM		15642		85985	
317 CZECHO S		3761		11281	
327 FRANCE		2563		17476	
335 GERMANY W		1664		10690	
344 ITALY		306		1025	
347 JAPAN		55		555	
354 NETHRLNDS		19126		126982	
389 IRELAND				11814	
400 U STATES		1198		14316	
		67075		417034	
QUILTS BATH MATS VEG FIBRE NOP					
100 U KINGDOM	LB	165	255	410	3173
344 ITALY		7087	32707	33529	
347 JAPAN		8629	62085	43006	
354 NETHRLNDS			306	270	
400 U STATES		2015	23928	32490	
		17896	119281	109705	
FIRE HOSE LINEN					
100 U KINGDOM				139889	3174
400 U STATES		32678		1601	
		81		141490	
		32759			
HANDKERCHIEFS FLAX OR HEMP					
100 U KINGDOM	LB	7753	53885	241579	3175
231 HONG KONG		1352	5827	52837	
305 AUSTRIA		107	470	4611	
306 BELGIUM			25	190	
313 CHINA			1004	14190	
327 FRANCE		27	81	1064	
347 JAPAN		2415	2422	2333	
367 AZORES			89	1577	
376 SWITZRLND		83	900	15570	
400 U STATES		18	218	1228	
		11755	64921	335179	
SAILS FOR BOATS AND SHIPS					
100 U KINGDOM				13532	3176
318 DENMARK		3269		145	
335 GERMANY W				809	
354 NETHRLNDS		266		280	
400 U STATES		88		7478	
		1597		22244	
		5220			
TOWELS GLASS CLOTHS CRASH HUCK					
100 U KINGDOM	LB	37066	213843	248882	3177
231 HONG KONG			47	191	
306 BELGIUM			498	509	
317 CZECHO S		13513	88440	68297	
335 GERMANY W			71	246	
347 JAPAN			4464	5177	
365 POLAND			7721	6518	
367 AZORES			199	1140	
389 IRELAND			301	456	
400 U STATES		425	937	1504	
		51004	316521	332920	
SHEETS TABLECLOTHS TOWELS FLAX					
100 U KINGDOM	LB	30159	203445	513385	3178
231 HONG KONG		879	7029	25678	
232 MALTA			12	174	
306 BELGIUM		614	2416	3313	
313 CHINA			1911	9167	
317 CZECHO S		3294	16286	15268	
327 FRANCE		9	76	215	
335 GERMANY W		26	190	442	
344 ITALY		99	382	1623	
347 JAPAN		4159	15399	12743	
354 NETHRLNDS		51	700	694	
365 POLAND			1419	1119	
367 AZORES		1195	4548	14830	
373 CANARY IS			2030	9219	
376 SWITZRLND		11	123	697	

IMPORTS INTO CANADA FOR CONSUMPTION

Articles and Countries from which Imported	MONTH OF JULY 1956		SEVEN MONTHS ENDED JULY 1956		Class Number
	Quantities	Values (\$)	Quantities	Values (\$)	
383 HAWAII			15	86	
389 IRELAND			154	308	
400 U STATES	523	1873	11493	22757	
JUTE MANUFACTURES N O P	41019	96921	267628	651718	
100 U KINGDOM	LB 4313	1673	33797	17033	3179
400 U STATES	1253	533	33640	12035	
VEGETABLE FIBRE MFRS N O P	5566	2206	67437	29068	
100 U KINGDOM	LB 23586	31629	187915	269989	3180
215 INDIA			331	389	
216 PAKISTAN			1162	2273	
231 HONG KONG	6099	2469	8186	5909	
234 AUSTRALIA			50	231	
304 ARGENTINA			90	252	
305 AUSTRIA			80	850	
306 BELGIUM	1314	1851	9107	12795	
313 CHINA			273	802	
317 CZECHO S			2095	2047	
318 DENMARK			115	347	
327 FRANCE	520	2329	6526	7476	
335 GERMANY W	546	1164	6820	10587	
344 ITALY	955	1937	11054	10736	
347 JAPAN	69232	61264	371139	310612	
352 MEXICO	34440	4531	35220	4857	
354 NETHRLNDS	3089	3095	9035	11139	
359 NORWAY			1134	1810	
367 AZORES			661	3385	
373 CANARY IS			476	2178	
375 SWEDEN			1414	930	
376 SWITZRLND	10	63	1257	3832	
381 ALASKA	41	83	41	83	
390 GERMANY E	792	1170	1484	2062	
400 U STATES	162175	175872	1449339	1468861	
RAW SILK AND COCOOMS	302799	287457	2105004	2134432	
400 U STATES	LB 1457	6663	18951	84258	3201
GARNETTED SILK WASTES	1457	6663	18951	84258	
400 U STATES	LB 2167	3202	3471	5188	3202
YARNS THROWN SILK IN THE GUM	2167	3202	3471	5188	
327 FRANCE			249	205	3211
YARNS SINGLES SPUN SILK N O P			249	205	
400 U STATES	LB 1195	5976	5578	27145	3212
THREADS CORDS TWIST SILK N O P	1195	5976	5578	27145	
100 U KINGDOM	LB 19	219	156	1693	3213
335 GERMANY W			10	227	
400 U STATES	128	924	894	7553	
YARN SILK FOR KNITTING WEAVING	147	1143	1060	9473	
100 U KINGDOM	LB		51	200	3214
344 ITALY			3000	2640	
400 U STATES			998	4823	
YARNS SILK METALLIC COVERED			4049	7663	
400 U STATES	LB		49	170	3215
YARNS SILK N O P			49	170	
100 U KINGDOM	LB		22	367	3216
327 FRANCE			9	170	
376 SWITZRLND	6	57	213	2437	
400 U STATES	32	192	1299	8096	
BOLTING CLOTH NOT MADE UP	38	249	1543	11070	
100 U KINGDOM	YD 768	1875	1095	2727	3221
347 JAPAN			7455	10654	
376 SWITZRLND	3099	8235	10423	31121	
400 U STATES	1415	4660	14181	42351	
KNITTED FABRICS SILK	5282	14770	33154	86853	
FABRICS SILK 20 IN UNFINISHED	LB				3222
347 JAPAN	YD 9450	2164	30555	7275	3223
FABRICS SILK N O P	9450	2164	30555	7275	
100 U KINGDOM	YD 871	3215	13561	37436	3224
215 INDIA	155	310	1222	2306	
231 HONG KONG			926	1166	
306 BELGIUM			551	1077	
327 FRANCE	2649	3986	28262	51353	
335 GERMANY W	1524	1016	3701	3305	
344 ITALY	4145	13226	41163	109605	
347 JAPAN	30645	36089	316063	313947	
371 THAILAND			38	551	
376 SWITZRLND	2206	4058	40019	80410	
400 U STATES	65179	74508	655219	878776	
FABRICS SILK 26 INCHES OR LESS	107374	136408	1100725	1479932	
100 U KINGDOM	YD 389	1285	1431	5089	3225
327 FRANCE			221	539	
344 ITALY	53	182	334	1197	
400 U STATES			944	487	
	442	1467	2930	7312	

IMPORTS INTO CANADA FOR CONSUMPTION

Articles and Countries from which Imported	MONTH OF JULY 1956		SEVEN MONTHS ENDED JULY 1956		Class Number	
	Quantities	Values (\$)	Quantities	Values (\$)		
RIBBONS SILK UNDER 12 INCHES						
100 U KINGDOM	LB 2	102	20	401	3228	
327 FRANCE	10	154	10	154		
376 SWITZRLNO			23	254		
400 U STATES	220	4265	1339	25314		
	232	4521	1392	26123		
FABRICS SILK FOR NECKWEAR						
100 U KINGDOM	YD 2731	2313	9579	12626	3229	
305 AUSTRIA	6732	10745	25320	38652		
306 BELGIUM	1743	1966	5414	5951		
327 FRANCE	7036	7952	23985	28199		
335 GERMANY W	31237	34826	187317	201429		
344 ITALY	14462	22427	34209	56020		
347 JAPAN	6259	3519	45548	21123		
354 NETHRLNOS			519	415		
376 SWITZRLND	14188	22106	57101	101586		
400 U STATES	48225	62746	611392	768199		
	132613	168600	1000384	1234200		
UMBRELLA COVERING FABRICS						
327 FRANCE	YD 8159	3017	31581	13596	3230	
335 GERMANY W	3164	963	33894	10762		
347 JAPAN			8609	1666		
376 SWITZRLND	1266	487	14076	4175		
400 U STATES	15974	7723	234140	146963		
	28563	12190	322300	177162		
FABRICS PILE SILK OR SYNTHETIC						
100 U KINGDOM	YD 239	652	432	3295	3232	
306 BELGIUM	492	1956	4244	12766		
327 FRANCE	9761	10421	18754	20819		
335 GERMANY W	730	1569	8865	15904		
344 ITALY			175	493		
400 U STATES	18087	68922	109983	377456		
	29309	83520	142453	430733		
SOCKS AND STOCKINGS SILK						
100 U KINGDOM	DZ PR 25	638	177	6043	3244	
327 FRANCE			3	65		
344 ITALY			6	168		
400 U STATES	219	12382	1484	75012		
	244	13020	1670	81288		
UNDERWEAR SILK KNITTED						
100 U KINGDOM	LB		3	97	3245	
			3	97		
CLOTHING SILK N O P						
100 U KINGDOM	OZ 7626	11568	44003	76288	3246	
207 UN SO AFR			24	164		
215 INDIA			784	416		
231 HONG KONG	7146	1667	13160	2691		
305 AUSTRIA			3041	3732		
327 FRANCE	1064	1883	5426	6110		
335 GERMANY W	142	106	222	164		
344 ITALY	11858	10254	50729	61180		
347 JAPAN	29004	8123	57801	18444		
376 SWITZRLND	1061	1343	18190	20379		
383 HAWAII			51	72		
389 IRELAND			365	508		
400 U STATES	10961	3938	73254	45992		
	68862	38882	267050	236140		
DRESSES SILK WOMENS CHILDRENS						
100 U KINGDOM	NO 150	4701	675	28453		3247
231 HONG KONG			22	178		
327 FRANCE	38	2381	250	27781		
335 GERMANY W			6	313		
344 ITALY	47	2114	200	9073		
375 SWEDEN	4	259	6	396		
376 SWITZRLND	20	1462	212	11191		
383 HAWAII			6	75		
400 U STATES	665	14561	12116	302609		
	924	25478	13493	380069		
CLOTHING SILK WOMENS CHILDRENS						
100 U KINGDOM	OZ 1540	4872	9973	26470	3248	
215 INDIA	688	745	4645	3208		
231 HONG KONG	1933	1130	61457	15176		
305 AUSTRIA	955	1974	1477	3146		
313 CHINA			1600	1235		
327 FRANCE	4069	5711	23461	35041		
335 GERMANY W	391	294	1212	1066		
344 ITALY	23932	20495	63921	64294		
347 JAPAN	143957	37758	675738	203820		
376 SWITZRLND	1894	3111	8410	12070		
400 U STATES	6699	4056	49571	44944		
	186058	80146	901465	410470		
HANDKERCHIEFS SILK						
100 U KINGDOM	OZ		72	143		3251
327 FRANCE	320	681	392	965		
347 JAPAN	3220	1432	69246	15123		
376 SWITZRLND	333	458	2274	3740		
400 U STATES			594	708		
	3873	2571	72578	20679		
SILK MANUFACTURES N O P						
100 U KINGDOM	OZ 358	591	3246	3920	3252	
231 HONG KONG	96	53	538	362		
327 FRANCE	36	54	1133	1951		
344 ITALY	480	519	2961	1428		
347 JAPAN			19676	6392		
376 SWITZRLND	47	59	906	572		
392 SYRIA			448	210		

IMPORTS INTO CANADA FOR CONSUMPTION

Articles and Countries from which Imported	MONTH OF JULY 1956		SEVEN MONTHS ENDED JULY 1956		Class Number
	Quantities	Values (\$)	Quantities	Values (\$)	
400 U STATES	475	286	16492	9322	
WOOL IN THE GREASE	1492	1562	45400	24157	
100 U KINGDOM	44542	35860	494947	374743	3261
207 UN SO AFR			45945	36381	
215 INDIA			75654	58426	
216 PAKISTAN			32311	26762	
234 AUSTRALIA	229853	158169	1655003	1147911	
236 NEW ZEAL	258920	168791	5151495	3223824	
304 ARGENTINA	24251	13732	179701	124440	
386 URUGUAY			236195	194549	
389 IRELAND			35736	21584	
400 U STATES	155071	140827	1055439	906339	
WOOL WASHED OR SCOURED	712637	517379	8962426	6114959	
100 U KINGDOM	154644	129154	1130357	974648	3262
207 UN SO AFR	20338	17457	635670	442682	
215 INDIA	14749	11672	42029	34424	
216 PAKISTAN			86044	63752	
234 AUSTRALIA	625046	538597	4434769	3822042	
236 NEW ZEAL	144129	104478	1376167	1060533	
304 ARGENTINA	20075	18189	396836	356956	
306 BELGIUM			9213	6162	
309 BRAZIL			1161	1247	
327 FRANCE			20879	17051	
335 GERMANY W			9990	8457	
354 NETHRLNDS			5212	5049	
363 PERU			16798	13438	
386 URUGUAY	94731	93132	283538	240236	
389 IRELAND			32643	25157	
400 U STATES	209551	191428	1256964	1163286	
WOOL PULLED OR SLIPEO	1283263	1104107	9738270	8235120	
100 U KINGDOM	37093	26507	195720	150173	3263
215 INDIA			15309	10777	
236 NEW ZEAL	75295	50209	277933	195596	
304 ARGENTINA	5452	3142	55736	33835	
400 U STATES	5223	3050	6212	3827	
HAIR OF CAMEL ALPACA GOAT NOP	123133	82908	550910	394208	
100 U KINGDOM			4383	2457	3264
306 BELGIUM			7742	32025	
335 GERMANY W			1353	17211	
347 JAPAN			4000	48310	
363 PERU			5458	12183	
400 U STATES	729	4969	34623	71386	
NOILS WOOL	729	4969	57559	183572	
100 U KINGDOM	7090	6644	67138	70648	3265
309 BRAZIL			4901	3529	
386 URUGUAY			21577	13211	
400 U STATES	400	571	21841	18551	
GARNETTED WOOL WASTE	7490	7215	115457	105939	
100 U KINGDOM	5225	6096	51148	60283	3267
306 BELGIUM			1222	1753	
327 FRANCE	215	333	1815	1869	
400 U STATES	18592	22200	141001	200528	
WOOL TOPS DRY COMBED	24032	28629	195186	264433	
100 U KINGDOM	109661	156751	984874	1323364	3268
207 UN SO AFR			13565	16976	
327 FRANCE			1223	2343	
400 U STATES			300	750	
WOOL TOPS OIL COMBED	109661	156751	999962	1343433	
100 U KINGDOM	757600	945347	5240096	6322745	3269
207 UN SO AFR	6065	7751	51995	64978	
234 AUSTRALIA	10113	13366	35993	43435	
327 FRANCE			960	1834	
400 U STATES			1016	2060	
HAIR TOPS	773778	966464	5330060	6435052	
400 U STATES			20558	27329	3270
YARNS OR WARPS HAIR FOR MFRERS			20558	27329	
100 U KINGDOM	38737	33930	247336	223893	3273
400 U STATES			16938	3409	
YARN MOHAIR FOR PILE FABRICS	38737	33930	264274	227302	
100 U KINGDOM			5669	14044	3274
400 U STATES			5907	14697	
YARNS WOOL FOR 6 OZ FABRICS			11576	28741	
100 U KINGDOM	12304	24740	145856	297358	3275
400 U STATES	12304	24740	2628	5363	
WOOLLEN SPUN YARN	12304	24740	148484	302721	
100 U KINGDOM	29225	37477	275927	358409	3276
306 BELGIUM	6218	22211	7898	28425	
327 FRANCE	1912	6262	11656	26935	
335 GERMANY W			1869	4646	
344 ITALY			237	686	
354 NETHRLNDS	262	484	262	484	
400 U STATES	115	485	6986	15443	
	37732	66919	304835	435028	

IMPORTS INTO CANADA FOR CONSUMPTION

Articles and Countries from which Imported			MONTH OF JULY 1956		SEVEN MONTHS ENDED JULY 1956		Class Number
			Quantities	Values (\$)	Quantities	Values (\$)	
WORSTED SPUN YARN			LB				3277
100	U KINGDOM	90968	181695	748101	1321331		
306	BELGIUM	6310	13700	24873	56779		
318	OENMARK			164	394		
327	FRANCE	3175	9301	59469	140883		
335	GERMANY W	2507	6366	12040	30673		
344	ITALY	62	176	1821	5533		
347	JAPAN			2628	28227		
354	NETHRLNDS			1872	3283		
376	SWITZRLND			1424	4015		
400	U STATES	2014	6659	14704	41381		
		105036	217897	867096	1632499		
WOOL FAB IN GRAY OVR 4 TO 6 OZ			LB				3281
100	U KINGDOM	3451	7002	22073	44684		
344	ITALY	14898	25296	25441	43332		
354	NETHRLNOS	2079	4222	2079	4222		
		20428	36520	49593	92238		
WOOL FAB IN GRAY 4 OZ OR LESS			LB				3282
100	U KINGDOM	24333	63675	117130	320268		
		24333	63675	117130	320268		
KNITTED FABRICS WOOL N O P			LB				3283
100	U KINGDOM	904	2674	8441	23941		
318	DENMARK			91	584		
327	FRANCE	251	1135	396	1711		
344	ITALY			79	478		
400	U STATES	7401	28546	20878	72354		
		8556	32355	29885	99068		
FLANNELS			LB				3284
100	U KINGDOM	106469	256809	549181	1491971		
306	BELGIUM			266	1297		
344	ITALY	6415	8083	11031	17508		
354	NETHRLNDS			273	646		
376	SWITZRLND			606	2678		
400	U STATES	22	76	2197	7960		
		112906	264968	563554	1522060		
FELT CLOTH N O P			LB				3285
317	CZECHO S			2229	1876		
400	U STATES	186	731	662	2335		
		186	731	2891	4211		
OVERCOATINGS			LB				3286
100	U KINGDOM	97412	199902	616044	1301642		
327	FRANCE			991	4347		
335	GERMANY W			300	842		
344	ITALY	3656	6105	53062	76973		
347	JAPAN			160	625		
354	NETHRLNDS	188	431	5450	8817		
389	IRELAND			1484	3196		
400	U STATES	1621	4591	7292	21867		
		102877	211029	684783	1418309		
TWEEDS			LB				3287
100	U KINGDOM	224180	498235	1080001	2648698		
306	BELGIUM	577	2465	804	3719		
327	FRANCE			2978	14994		
335	GERMANY W	88	568	653	1795		
344	ITALY	31782	36089	79954	96639		
354	NETHRLNDS	785	2121	4692	7195		
376	SWITZRLNO	18	171	66	513		
389	IRELAND	1972	6874	12267	30628		
400	U STATES	3084	14221	7086	30902		
		262486	560744	1188501	2835083		
WORSTEDS AND SERGES			LB				3288
100	U KINGDOM	922982	2695925	4717893	14463414		
227	BAHAMAS			16	198		
234	AUSTRALIA			6690	26377		
304	ARGENTINA			4837	11200		
305	AUSTRIA			225	811		
306	BELGIUM	2491	10280	8385	37298		
317	CZECHO S	845	4666	2697	9796		
318	OENMARK			15	50		
327	FRANCE	8492	43774	53395	271663		
335	GERMANY W	3499	7215	9318	20741		
344	ITALY	97173	172587	544131	1078998		
347	JAPAN	1752	5334	17016	51416		
354	NETHRLNDS	19193	39847	54644	114480		
365	POLAND			1097	2707		
376	SWITZRLND	3454	13967	5747	32147		
386	URUGUAY	229	778	2962	12447		
389	IRELAND	2741	6868	3808	10155		
400	U STATES	5288	17655	29744	127828		
		1068139	3018896	5462620	16271726		
WOVEN FABRICS N O P WOOL			LB				3289
100	U KINGDOM	67861	132861	543948	1185848		
227	BAHAMAS	10	105	92	952		
234	AUSTRALIA			288	827		
306	BELGIUM	1105	5381	3254	11756		
318	DENMARK	203	608	1145	3460		
327	FRANCE	508	3583	9368	52212		
335	GERMANY W	2003	3666	8880	22751		
344	ITALY	12082	26351	96594	173065		
347	JAPAN			475	1470		
354	NETHRLNOS	175	575	3053	9272		
375	SWEDEN			141	310		
376	SWITZRLND	288	1324	3183	20149		
389	IRELAND			419	847		
400	U STATES	10366	29495	62708	168745		
		94601	203949	733548	1651664		

IMPORTS INTO CANADA FOR CONSUMPTION

Articles and Countries from which Imported	MONTH OF JULY 1956		SEVEN MONTHS ENDED JULY 1956		Class Number
	Quantities	Values (\$)	Quantities	Values (\$)	
LUSTRES ITALIAN LININGS 100 U KINGDOM	LB		366	1907	3290
WOOL FAB 12 INS WIDE OR LESS 100 U KINGDOM	LB		366	1907	3291
327 FRANCE	63	473	2054	12207	
400 U STATES	115	501	368	2134	
	71	255	118	409	
	249	1229	2540	14750	
WOOL FABRICS CUT PILE PLUSH 100 U KINGDOM	LB		9433	17318	3292
306 BELGIUM			1473	3720	
335 GERMANY W			3384	7609	
400 U STATES	1468	5167	3865	18385	
	1468	5167	18155	47032	
BILLIARD CLOTH OF WOOL FABRIC 100 U KINGDOM	LB		22137	86283	3293
400 U STATES	4287	17090	38	160	
	4287	17090	22175	86443	
MELTON CLOTH FOR TENNIS BALLS 100 U KINGDOM	LB		236	562	3294
			236	562	
SLIPPER CLOTH FOR FOOTWEAR 335 GERMANY W	LB		126	84	3295
			126	84	
FILTER PRESS CLOTH OF WOOL	LB				3296
CARPETS AXMINSTER IN ROLLS 100 U KINGDOM	SQ FT		626432	335674	3301
306 BELGIUM	119815	67840	315127	125552	
318 DENMARK	47406	18553	1040	888	
327 FRANCE	1040	888	21256	9738	
335 GERMANY W	1825	1032	22584	11881	
375 SWEDEN	1089	623	2321	1031	
400 U STATES	2321	1031	49541	26846	
	6430	3982	1038301	511610	
	17926	93949			
CARPETS AXMINSTER SQUARES 100 U KINGDOM	SQ FT		346380	169832	3302
306 BELGIUM	50328	22075	14313	5495	
318 DENMARK			387	257	
327 FRANCE			959	491	
335 GERMANY W			1422	927	
375 SWEDEN			151	75	
400 U STATES	2621	2324	28939	20290	
	52949	24399	392551	197367	
CARPET BRUSSELS WILTON IN ROLL 100 U KINGDOM	SQ FT		3902585	2154344	3303
306 BELGIUM	534221	293618	5600938	2574243	
317 CZECHO S	695047	330429	55971	14952	
327 FRANCE	15876	8394	153925	63300	
335 GERMANY W	31306	20593	126529	78141	
344 ITALY			39148	15622	
347 JAPAN			900	319	
354 NETHRLNDS			232	160	
375 SWEDEN			1345	991	
400 U STATES	41640	18518	238916	115559	
	1318090	671552	10120489	5017631	
CARPET BRUSSELS WILTON SQUARES 100 U KINGDOM	SQ FT		173453	105077	3304
306 BELGIUM	15833	8051	121738	52306	
318 DENMARK	12007	5798	237	185	
327 FRANCE			29111	15794	
335 GERMANY W			3113	1947	
340 HUNGARY	808	315	808	315	
344 ITALY			2067	1788	
366 PORTUGAL			324	416	
375 SWEDEN	575	291	1672	1073	
400 U STATES	3502	3455	27788	23125	
	32725	17910	360311	202026	
CARPETS INGRAIN IN ROLLS 100 U KINGDOM	SQ FT		24409	6430	3305
306 BELGIUM	612	296	49396	26173	
344 ITALY	1062	703	1938	461	
372 SPAIN			15704	3584	
400 U STATES	5096	2697	22310	12783	
	6770	3696	113757	49431	
CARPETS INGRAIN SQUARES 100 U KINGDOM	SQ FT		35414	11448	3306
215 INDIA	837	471	17044	4167	
306 BELGIUM	734	301	89264	41086	
313 CHINA	26258	12865	103217	27314	
347 JAPAN	2218	549	91624	26688	
354 NETHRLNDS			951	338	
372 SPAIN			2157	532	
375 SWEDEN	1955	966	10169	5018	
400 U STATES	108	98	2791	2135	
	32110	15250	352631	119326	
CARPETS ORIENTAL 100 U KINGDOM	SQ FT		37041	34995	3307
215 INDIA	19578	13910	637785	582635	
231 HONG KONG	91037	83450	2710	7812	
313 CHINA	1780	4067	6956	18922	
335 GERMANY W			932	722	
340 HUNGARY	714	299	1514	634	
342 IRAN	3062	5342	36130	87555	
347 JAPAN			24764	13045	
353 MOROCCO	405	668	6174	8869	

IMPORTS INTO CANADA FOR CONSUMPTION

63

Articles and Countries from which Imported		MONTH OF JULY 1956		SEVEN MONTHS ENDED JULY 1956		Class Number
		Quantities	Values (\$)	Quantities	Values (\$)	
354	NETHRNLNDS	488	942	1463	2887	
372	SPAIN			495	771	
375	SWEDEN	1408	1066	1999	1500	
376	SWITZRLND	38	230	38	230	
379	TURKEY			500	775	
391	LEBANON	14	148	14	148	
392	SYRIA	222	475	236	575	
400	U STATES	1369	1924	20452	28126	
		120115	112521	779203	790201	
CARPETS TAPESTRY	IN ROLLS	SQ FT				3308
100	U KINGDOM			3110	873	
306	BELGIUM	1251	716	15570	6577	
327	FRANCE	29961	12534	252324	96610	
335	GERMANY W	13280	9534	160174	108347	
344	ITALY	16303	4434	16303	4434	
		60795	27218	447481	216841	
CARPETS TAPESTRY	SQUARES	SQ FT				3309
100	U KINGDOM			486	273	
306	BELGIUM			1035	385	
335	GERMANY W			2119	1446	
400	U STATES			132	50	
				3772	2154	
MATS HEARTH RUGS	AND RUNNERS	SQ FT				3310
100	U KINGDOM	6123	2886	40169	14384	
215	INDIA			11324	1840	
306	BELGIUM	939	475	5963	1620	
318	DENMARK	1110	560	1110	560	
327	FRANCE	1755	897	1755	897	
344	ITALY			646	148	
347	JAPAN			429	139	
400	U STATES	1109	596	11188	3838	
		11036	5414	72584	23426	
GLOVES MITTS AND	MITTENS WOOL	DZ PR				3320
100	U KINGDOM	242	1866	417	3801	
231	HONG KONG	17422	48388	25993	79528	
305	AUSTRIA	8	54	8	54	
306	BELGIUM			27	189	
318	DENMARK			3	78	
327	FRANCE	10	265	10	265	
335	GERMANY W			130	1265	
344	ITALY	7375	34813	15472	70477	
347	JAPAN	53093	165168	105429	331425	
359	NORWAY			30	184	
375	SWEDEN			42	324	
376	SWITZRLND	206	2311	331	3668	
400	U STATES	513	3251	1314	8334	
		78869	256116	149206	499592	
SHAWLS WOOL KNITTED OR WOVEN		LB				3321
100	U KINGDOM	2531	8074	11642	38110	
306	BELGIUM			51	281	
317	CZECHOS			656	2055	
318	DENMARK			16	106	
335	GERMANY W			252	1206	
344	ITALY			69	728	
400	U STATES	209	735	252	905	
		2740	8809	12938	43391	
SOCKS AND STOCKINGS WOOL		DZ PR				3322
100	U KINGDOM	25029	143180	133269	760341	
327	FRANCE	10	158	66	734	
335	GERMANY W			5	122	
344	ITALY			8	201	
347	JAPAN	150	604	150	604	
354	NETHRNLNDS			130	705	
359	NORWAY			139	1199	
400	U STATES	108	600	381	2442	
		25297	144542	134148	766348	
UNDERWEAR WOOL KNITTED		LB				3323
100	U KINGDOM	12137	43196	21120	76212	
327	FRANCE	130	603	145	800	
376	SWITZRLND	7	73	7	73	
400	U STATES	109	327	455	1655	
		12383	44199	21727	78740	
CLTHNG WVN WOOL WOMENS CHLDNRN		LB				3324
100	U KINGDOM	24780	174520	73017	612108	
215	INDIA			43	179	
227	BAHAMAS			20	158	
231	HONG KONG	10	69	10	69	
305	AUSTRIA	58	861	239	2437	
306	BELGIUM	654	2222	1722	6580	
317	CZECHOS	1609	8658	7593	42573	
327	FRANCE	119	4170	2210	40893	
335	GERMANY W	3317	6677	3369	16276	
336	GREECE			20	165	
344	ITALY	122	2350	719	8696	
347	JAPAN	1072	2327	2888	7057	
354	NETHRNLNDS			243	2078	
359	NORWAY			6	60	
360	ISRAEL			220	1300	
375	SWEDEN	84	1329	388	5625	
376	SWITZRLND	2555	23065	8077	75613	
389	IRELAND			56	657	
400	U STATES	3320	35727	23320	237400	
		37700	261975	126160	1059924	
CLDTHING NOP WOVEN WOOL FABRIC		LB				3325
100	U KINGDOM	5827	40590	20678	174101	
231	HONG KONG			18	225	

IMPORTS INTO CANADA FOR CONSUMPTION

Articles and Countries from which Imported	MONTH OF JULY 1956		SEVEN MONTHS ENDED JULY 1956		Class Number
	Quantities	Values (\$)	Quantities	Values (\$)	
305 AUSTRIA			18	267	
306 BELGIUM	1206	4021	4049	14482	
317 CZECHOSLOVAKIA	114	380	1043	4071	
327 FRANCE	496	4227	2266	16551	
335 GERMANY W	1966	10813	5512	28727	
344 ITALY	57	603	208	1850	
352 MEXICO			5	86	
354 NETHERLANDS			74	434	
360 ISRAEL			637	3069	
375 SWEDEN			12	97	
376 SWITZERLAND	99	745	1235	13453	
400 U STATES	2112	9384	9340	47382	
	11877	70763	45095	304802	
CLTHG WVN WOOL OUTER MENS BOYS	LB				3326
100 U KINGDOM	11957	92552	83370	652653	
231 HONG KONG	30	352	58	597	
305 AUSTRIA			9	85	
306 BELGIUM			190	644	
318 DENMARK	25	173	69	276	
327 FRANCE			173	1407	
335 GERMANY W	239	1038	2117	8668	
344 ITALY			206	879	
376 SWITZERLAND	3	50	19	239	
389 IRELAND			3	68	
400 U STATES	1267	5131	10691	57452	
	13521	99296	96905	722968	
CLTHG NOP WOOL KNIT INFANTS CHLD	LB				3327
100 U KINGDOM	12738	62798	35853	176920	
305 AUSTRIA			9	60	
306 BELGIUM	1156	6049	2762	15423	
327 FRANCE			98	406	
335 GERMANY W	49	245	286	1373	
344 ITALY	100	1032	160	1475	
347 JAPAN			3225	5879	
354 NETHERLANDS			755	3702	
376 SWITZERLAND	122	1069	153	1438	
400 U STATES	179	654	1386	6049	
	14344	71847	44687	212725	
CLTHG NOP WOOL KNIT WOMNS GRLS	LB				3328
100 U KINGDOM	46624	453097	225775	2039688	
231 HONG KONG			126	452	
305 AUSTRIA	2777	39142	15199	218797	
306 BELGIUM	75	367	571	2891	
318 DENMARK	18	225	310	3401	
327 FRANCE	136	1962	514	6399	
335 GERMANY W	27	150	620	3475	
340 HUNGARY			104	89	
344 ITALY	1699	23178	7171	108651	
347 JAPAN	856	6470	35716	114513	
354 NETHERLANDS	58	325	70	421	
359 NORWAY	5	82	135	904	
360 ISRAEL			24	150	
375 SWEDEN			118	2707	
376 SWITZERLAND	824	9275	1828	19941	
400 U STATES	2177	13598	16166	99572	
	55276	547871	304447	2622051	
CLTHG NOP WOOL KNIT MENS BOYS	LB				3329
100 U KINGDOM	21879	133110	64582	400338	
305 AUSTRIA	420	5172	1521	17643	
306 BELGIUM	53	458	118	765	
318 DENMARK	4	60	18	195	
327 FRANCE	11	55	11	55	
335 GERMANY W			79	694	
340 HUNGARY			447	374	
344 ITALY	952	6939	1867	15205	
347 JAPAN			620	2309	
359 NORWAY			672	2288	
375 SWEDEN			83	1920	
376 SWITZERLAND	133	635	416	2793	
400 U STATES	2063	3320	5615	15309	
	25515	149749	76049	459888	
BELTING OF CAMELS HAIR	LB				3341
100 U KINGDOM	860	1913	5094	9133	
400 U STATES			80	148	
	860	1913	5174	9281	
BLANKETS N O P WOOL	LB				3342
100 U KINGDOM	40018	65075	251914	412025	
304 ARGENTINA	31	50	444	769	
306 BELGIUM	527	1112	1040	2640	
335 GERMANY W			20	52	
344 ITALY	97	204	4200	3757	
347 JAPAN			6175	2626	
354 NETHERLANDS	897	1869	1406	2434	
381 ALASKA			1770	410	
400 U STATES	4712	7909	33942	55058	
	46282	76219	300911	479771	
FELT PRESSED	LB				3343
100 U KINGDOM	1485	3478	7285	17400	
306 BELGIUM			212	526	
335 GERMANY W	3656	5771	12144	17532	
344 ITALY			14	132	
400 U STATES	6887	11992	31579	50977	
	12028	21241	51234	86567	
RUGS RAILWAY STEAMER AND AUTO	LB				3344
100 U KINGDOM	5896	13593	25054	46818	
306 BELGIUM			5897	1478	

IMPORTS INTO CANADA FOR CONSUMPTION

65

Articles and Countries from which Imported	MONTH OF JULY 1956		SEVEN MONTHS ENDED JULY 1956		Class Number
	Quantities	Values (\$)	Quantities	Values (\$)	
318 DENMARK			180	302	
344 ITALY	11758	7795	110266	64342	
354 NETHRLNDS			156	121	
400 U STATES	1120	851	1427	1611	
	18774	22239	142980	114672	
WOOL MANUFACTURES N O P	LB				3345
100 U KINGDOM	2072	8375	14035	39614	
305 AUSTRIA			18	179	
306 BELGIUM	1778	3121	4506	9438	
327 FRANCE			282	1514	
335 GERMANY W	170	491	493	1298	
340 HUNGARY	1	242	1	242	
344 ITALY	220	399	403	856	
347 JAPAN	50	320	661	892	
354 NETHRLNDS	122	242	1276	2966	
365 POLAND	174	94	174	94	
367 AZORES			37	242	
376 SWITZRLND	12	162	255	822	
400 U STATES	7487	14609	114586	176397	
	12086	28055	136727	234554	
YARN SYNTHETIC ACETATE SINGLES	LB				3360
100 U KINGDOM	14975	8397	41457	26658	
400 U STATES	748	825	26869	23841	
	15723	9222	68326	50499	
YARNS SYNTHETIC SINGLES N O P	LB				3361
100 U KINGDOM	430	266	162938	95601	
335 GERMANY W			6285	7498	
376 SWITZRLND			701	555	
400 U STATES	9924	8600	103177	99613	
	10354	8866	273101	203267	
YARNS THREADS SYNTHETIC N O P	LB				3362
100 U KINGDOM	5580	5601	38575	46074	
327 FRANCE	1696	4149	10040	19216	
335 GERMANY W	4792	10052	39724	61716	
344 ITALY			305	386	
354 NETHRLNDS	308	231	35683	31423	
376 SWITZRLND			17163	17018	
389 IRELAND			2000	1401	
400 U STATES	105203	143008	832154	1230154	
	117579	163041	975644	1407388	
YARN SYNTHETIC FOR PILE FABRIC	LB				3363
400 U STATES			775	1472	
			775	1472	
YARNS SYNTHETIC ACETATE TWIST	LB				3364
100 U KINGDOM			1277	1353	
327 FRANCE			77	64	
400 U STATES	66072	69818	329460	417612	
	66072	69818	330814	419029	
STAPLE FIBRES SYNTHETIC	LB				3365
100 U KINGDOM	15444	6188	2856370	885832	
305 AUSTRIA			142924	35305	
327 FRANCE	1500	1500	5205	4792	
335 GERMANY W	18926	10166	127111	55370	
344 ITALY	11378	3509	47950	15014	
347 JAPAN			10500	7874	
376 SWITZRLND			4257	3007	
400 U STATES	367864	391630	2328288	2394006	
	415112	412993	5522605	3401200	
TOPS OF SYNTHETIC FIBRES	LB				3366
100 U KINGDOM	1000	470	114732	50461	
335 GERMANY W	5719	3799	187755	107104	
400 U STATES	20310	26113	175208	211762	
	27029	30382	477695	369327	
WASTE SHORT FIBRE SYNTHETIC	LB				3367
100 U KINGDOM	5796	1990	68681	26223	
306 BELGIUM			1000	790	
327 FRANCE			8370	6731	
400 U STATES	100076	46967	776328	432250	
	105872	48957	854379	465924	
YARNS FROM POLYAMIDES NYLON	LB				3368
100 U KINGDOM	139	930	904	3245	
327 FRANCE			610	2103	
335 GERMANY W	137	349	2069	4264	
400 U STATES	10888	30665	111737	369583	
	11164	31944	115320	379195	
YARN SYNTHETIC FOR TIRE FABRIC	LB				3369
316 CUBA	361949	204281	2360793	1348905	
400 U STATES	232599	140431	1522592	960482	
	594548	344712	3883385	2309387	
KNITTED FABRIC SYNTHETIC FIBRE	LB				3371
100 U KINGDOM	1851	2484	68975	70672	
327 FRANCE	158	808	190	1023	
344 ITALY	20	98	80	334	
376 SWITZRLND	201	521	335	995	
400 U STATES	25490	80286	197414	566517	
	27720	84197	266994	639541	
FABRICS SYNTHETIC FIBRE N O P	LB				3372
100 U KINGDOM	51463	78167	261689	411097	
224 JAMAICA	10	215	10	215	
231 HONG KONG	135	455	1135	2874	
234 AUSTRALIA			200	787	
305 AUSTRIA	2365	2730	7186	8785	
306 BELGIUM	2142	3938	17367	28150	
317 CZECHO S			1700	1397	
318 DENMARK			49	132	
327 FRANCE	4709	21334	17940	80738	

IMPORTS INTO CANADA FOR CONSUMPTION

Articles and Countries from which Imported		MONTH OF JULY 1956		SEVEN MONTHS ENDED JULY 1956		Class Number
		Quantities	Values (\$)	Quantities	Values (\$)	
335	GERMANY W	81483	122693	459212	690278	
344	ITALY	16341	24566	107607	170841	
347	JAPAN	1902	5959	53304	71857	
354	NETHRLNDS	15835	22891	68023	96867	
366	PORTUGAL	246	305	246	305	
372	SPAIN			7	105	
375	SWEDEN	97	1113	1803	7570	
376	SWITZRLND	1555	9029	9314	53422	
400	U STATES	564406	1310692	3837605	9674677	
		742689	1604087	4844397	11300097	
RIBBONS OF SYNTHETIC FIBRES	LB					3373
100	U KINGDOM	269	1039	2599	10432	
317	CZECHO S	82	138	5662	4512	
327	FRANCE	198	1652	10630	36576	
335	GERMANY W	271	2682	1523	12987	
344	ITALY			382	488	
347	JAPAN	8581	8056	37876	42930	
354	NETHRLNDS	26	157	291	1291	
375	SWEDEN			12	170	
376	SWITZRLND	1105	5265	10644	44829	
400	U STATES	25845	57290	251826	528441	
		36377	76279	321445	682656	
STOCKINGS NYLON WOMENS	DZ PR					3376
100	U KINGDOM	34926	188897	153296	892996	
231	HONG KONG			200	937	
305	AUSTRIA			49	349	
327	FRANCE	7	107	237	2452	
335	GERMANY W	230	1732	711	5728	
344	ITALY	100	612	3158	19297	
347	JAPAN	750	2770	4907	17786	
354	NETHRLNDS			400	2907	
400	U STATES	12436	82122	118090	796756	
		48449	276240	281048	1739208	
STOCKINGS SYNTHETIC MENS BOYS	DZ PR					3378
100	U KINGDOM	452	2690	2953	20608	
327	FRANCE	34	429	1128	8986	
347	JAPAN			1500	3356	
376	SWITZRLND	50	473	50	473	
400	U STATES	6264	30352	47325	227613	
		6800	33944	52956	261036	
STOCKINGS SYNTHETIC FIBRE NOP	DZ PR					3379
100	U KINGDOM	4759	9909	15260	32460	
305	AUSTRIA			88	696	
318	DENMARK			20	141	
335	GERMANY W			377	2904	
347	JAPAN	54	108	54	108	
400	U STATES	4374	16124	27463	109590	
		9187	26141	43262	145899	
GLOVES OF SYNTHETIC FIBRES	DZ PR					3380
100	U KINGDOM	29	351	1052	10441	
231	HONG KONG	477	1701	40329	125383	
317	CZECHO S			1203	4848	
327	FRANCE	9	216	629	5435	
335	GERMANY W	50	179	12744	57762	
344	ITALY	69	545	5242	30384	
347	JAPAN	5422	14755	150280	485146	
400	U STATES	1098	8053	9665	100290	
		7154	25800	221144	819689	
CLOTHING NOP WOVEN SYNTH FIBRE	OZ					3383
100	U KINGDOM	15398	8206	89184	41522	
215	INDIA			2800	1200	
231	HONG KONG	43865	7991	224127	32132	
305	AUSTRIA	864	887	6690	4657	
306	BELGIUM			962	303	
313	CHINA			408	240	
327	FRANCE	14305	6194	54932	28868	
335	GERMANY W	25408	5118	85321	17061	
344	ITALY	68747	9333	104150	32054	
347	JAPAN	835406	67519	4965289	429907	
360	ISRAEL			12045	2131	
375	SWEDEN			2154	762	
376	SWITZRLND	2555	1616	19563	14453	
383	HAWAII			288	135	
400	U STATES	462027	147620	4835935	1289859	
		1468575	254484	10403848	1895284	
DRESSES WVN SYNT WOMENS CHLONS	NO					3384
100	U KINGDOM	194	11684	691	27114	
227	BAHAMAS			2	535	
231	HONG KONG	86	1030	160	1529	
306	BELGIUM	3	181	9	241	
327	FRANCE	35	1605	273	11678	
335	GERMANY W			31	790	
344	ITALY	27	92	36	1821	
347	JAPAN			14	123	
354	NETHRLNDS			121	2149	
367	AZORES			48	76	
375	SWEDEN	2	120	7	376	
376	SWITZRLND	461	3929	524	6178	
400	U STATES	9946	59657	149784	838497	
		10754	78298	151700	891107	
UNDERWEAR KNITTED SYNTHETIC	LB					3385
100	U KINGDOM	2332	7212	9440	28356	
327	FRANCE			30	95	
335	GERMANY W			28	102	
347	JAPAN			4871	5711	
400	U STATES	1392	4331	17774	57356	
		3724	11543	32143	91620	

IMPORTS INTO CANADA FOR CONSUMPTION

Articles and Countries from which Imported	MONTH OF JULY 1956		SEVEN MONTHS ENDED JULY 1956		Class Number
	Quantities	Values (\$)	Quantities	Values (\$)	
CLTHG SYNT FIB KNIT INFTS CHLD 100 U KINGDOM 347 JAPAN 354 NETHRLNDS 400 U STATES	LB 2416 538 2954	6339 2902 9241	7827 3433 62 5196 16518	22188 3567 89 19337 45181	3386
CLTHG SYNT FIB KNIT WOMNS GRLS 100 U KINGDOM 305 AUSTRIA 327 FRANCE 344 ITALY 347 JAPAN 376 SWITZRLND 400 U STATES	LB 448 54 4 3710 4216	3062 924 108 20435 24529	4621 664 40 287 474 15 38926 45027	25591 9866 980 2710 2833 327 192486 234793	3387
CLTHG SYNTH FIB KNIT MENS BOYS 100 U KINGDOM 327 FRANCE 344 ITALY 347 JAPAN 376 SWITZRLND 400 U STATES	LB 887 27 4000 22 1054 5990	2204 546 4900 325 3006 10981	6204 27 36 40679 22 13294 60262	14524 546 193 35511 325 41043 92142	3388
CURTAINS OF SYNTHETIC FIBRE 100 U KINGDOM 376 SWITZRLND 400 U STATES	OZ 21406 474028 495434	3223 94139 97362	137060 119 4318591 4455770	20539 102 790892 811533	3390
HANDKERCHIEFS SYNTHETIC FIBRE 231 HONG KONG 327 FRANCE 347 JAPAN 376 SWITZRLND 400 U STATES	OZ 1056 18096 68 960 20180	114 452 178 108 852	1056 116 282492 5537 7868 297069	114 100 15732 3548 2518 22012	3391
SYNTHETIC FIBRE MANUFACTRS NOP 100 U KINGDOM 215 INDIA 231 HONG KONG 305 AUSTRIA 306 BELGIUM 318 DENMARK 327 FRANCE 334 ST PIERRE 335 GERMANY W 344 ITALY 347 JAPAN 354 NETHRLNDS 359 NORWAY 375 SWEDEN 376 SWITZRLND 400 U STATES	OZ 207138 388 6912 47128 601 2428 93692 639823 5265 97 4936 4024 2107475 3119907	25300 62 681 10798 89 852 6036 37429 1777 122 1341 1105 240072 325664	1334851 1176 6308 8180 9000 601 107390 328 46505 571249 2959642 24050 97 16359 39829 15356901 20482466	145434 141 1160 1284 904 89 26228 91 9721 37342 167294 3996 122 7613 11471 1864609 2277499	3392
SYNTH FIBRE FOR ELEC APPARATUS 100 U KINGDOM 400 U STATES	OZ 9312 28112 37424	1307 10997 12304	57112 208707 265819	8324 48705 57029	3393
HAIR CLOTH 100 U KINGDOM 400 U STATES		6397 371 6768		36344 5023 41367	3401
FILTER PRESS CLOTH OF HAIR					3402
KAPOK 215 INDIA 321 ECUADOR 355 INDONESIA 371 THAILAND 400 U STATES	CWT 211 221 220 13 665	5133 7647 6683 534 19997	292 2 1435 450 1179 3358	7046 105 54381 14320 50946 126798	3411
MANILA FIBRE 100 U KINGDOM 222 B HOND 315 C RICA 337 GUATEMALA 339 HONDURAS 364 PHIL 400 U STATES	CWT 1801 3287 270 5358	45781 59817 4255 109853	1180 595 861 1350 3751 19424 5496 32657	21252 11978 14904 25997 92918 342401 102011 611461	3412
SISAL ISTLE TAMPICO FIBRE 100 U KINGDOM 203 B E AFR 306 BELGIUM 309 BRAZIL 320 DOM REP 338 HAITI 352 MEXICO 355 INDONESIA 387 VENEZUELA 394 PORT E AF 400 U STATES	CWT 1134 224 16 4264 5171 60 677 3394 14940	10792 2173 503 36286 48206 2651 5973 32913 139497	1720 57670 16 144072 8388 86035 499 563 677 23381 55802 378823	16588 538133 503 1318484 86830 819856 14653 5645 5973 238730 578820 3624215	3413
VEGETABLE FIBRE N O P 100 U KINGDOM 215 INDIA 221 B GUIANA	CWT 50 23	959 142	242 920 23	4449 5129 142	3414

IMPORTS INTO CANADA FOR CONSUMPTION

Articles and Countries from which Imported	MONTH OF JULY 1956		SEVEN MONTHS ENDED JULY 1956		Class Number
	Quantities	Values (\$)	Quantities	Values (\$)	
231 HONG KONG			28	770	
333 MADAGASCAR	13	358	310	7685	
352 MEXICO			507	2900	
400 U STATES	880	6343	3690	28954	
BALER TWINE	966	7802	5720	50029	
	CWT				3420
100 U KINGDOM			11887	189673	
306 BELGIUM	3120	39624	6379	79371	
316 CUBA	1440	17898	2400	29991	
318 DENMARK	1200	16333	10795	150262	
352 MEXICO	4222	53146	29462	360625	
354 NETHRLNDS	822	11471	9755	139636	
400 U STATES	177	2430	561	8727	
	10981	140902	71239	958285	
GRASSES SEAWEEED					
MOSSES BAGASSE					
100 U KINGDOM		1899		11813	3421
215 INDIA				418	
231 HONG KONG		439		1357	
309 BRAZIL				249	
327 FRANCE				151	
335 GERMANY W				233	
344 ITALY				4211	
347 JAPAN		1472		10578	
354 NETHRLNDS		1311		1376	
359 NORWAY				609	
400 U STATES		33063		156374	
		38184		187369	
BINDER TWINE	CWT				3422
100 U KINGDOM			4358	69387	
306 BELGIUM	1586	20837	2986	38617	
318 DENMARK	1357	17823	15818	207271	
335 GERMANY W	1750	21657	4010	49608	
352 MEXICO	2078	25573	5030	65922	
354 NETHRLNDS	290	4353	10895	165270	
400 U STATES			52	746	
	7061	90243	43149	596821	
COIR AND COIR YARN	CWT				3423
100 U KINGDOM			192	2643	
215 INDIA	45	353	4119	41587	
217 CEYLON			115	1437	
	45	353	4426	45667	
MATS RUGS M O P OF COCOA FIBRE	SQ YD				3424
100 U KINGDOM			446	1520	
215 INDIA	11051	4774	63065	35454	
354 NETHRLNDS	2792	2488	5374	5092	
	13843	7262	68885	42066	
STRAW OR PAPER CARPETING RUGS					3425
100 U KINGDOM				3531	
215 INDIA				4364	
223 BARBADOS		171		581	
224 JAMAICA		58		58	
231 HONG KONG		279		3543	
347 JAPAN				20477	
372 SPAIN				1197	
400 U STATES		11057		149774	
		11565		183525	
VEGETABLE FIBRES FOR BRUSHES	CWT				3428
100 U KINGDOM	136	3195	479	9477	
215 INDIA	50	755	254	3212	
231 HONG KONG			11	83	
304 ARGENTINA			1	99	
306 BELGIUM	42	633	554	10731	
352 MEXICO	210	9470	1154	48833	
354 NETHRLNDS			379	3969	
400 U STATES	86	6148	2311	121269	
	524	20201	5143	197673	
MATS CUT PILE OF COCOA FIBRE	SQ FT				3429
100 U KINGDOM			2340	269	
215 INDIA	64285	10430	427230	71753	
354 NETHRLNDS			346	133	
	64285	10430	429916	72155	
WASTE FOR FURTHER PREPARATION	CWT				3451
100 U KINGDOM	1593	40087	9054	188414	
203 S E AFR	327	1330	887	4623	
215 INDIA	758	11607	4371	40814	
216 PAKISTAN			2958	16777	
224 JAMAICA	807	888	1174	1346	
231 HONG KONG			115	679	
234 AUSTRALIA	78	3371	431	13399	
236 NEW ZEAL			124	2214	
306 BELGIUM	332	2423	1062	11419	
309 BRAZIL	1696	13404	7838	95755	
313 CHINA			115	757	
316 CUBA	329	1817	329	1817	
327 FRANCE			24	2441	
335 GERMANY W	337	3264	3286	31462	
338 HAITI	334	2383	3861	27747	
344 ITALY			4574	37687	
347 JAPAN			910	8360	
352 MEXICO			1212	8516	
354 NETHRLNDS	94	1433	780	8619	
376 SWITZRLND			664	1574	
383 HAWAII			671	1833	
400 U STATES	28872	179869	225732	2095742	
	35557	261876	270172	2601995	

IMPORTS INTO CANADA FOR CONSUMPTION

69

Articles and Countries from which Imported	MONTH OF JULY 1956		SEVEN MONTHS ENDED JULY 1956		Class Number
	Quantities	Values (\$)	Quantities	Values (\$)	
WASTE FOR WIPING RAGS N O P	CWT				3452
100 U KINGDOM	2387	18367	6386	116872	
234 AUSTRALIA	96	3161	257	14084	
236 NEW ZEAL			8	117	
306 BELGIUM	36	723	1270	15949	
335 GERMANY W			364	3552	
344 ITALY	110	1869	110	1869	
354 NETHRLNDS	145	2210	1070	17312	
375 SWEDEN	365	6964	815	20091	
400 U STATES	33320	290571	288704	2265991	
	36459	323865	298984	2455837	
WASTE GARNETTED READY FOR USE	LB				3453
100 U KINGDOM	2036	2074	35312	11527	
327 FRANCE	200	326	12347	18260	
335 GERMANY W			1790	1143	
347 JAPAN			11000	2322	
400 U STATES	36502	5869	818998	113853	
	38738	8269	879447	147105	
BATTS BATTING WADDING N O P	LB				3454
400 U STATES	10403	5921	99544	59268	
	10403	5921	99544	59268	
FISH NETS NETTINGS COMMERCIAL	LB				3460
100 U KINGDOM	44364	67173	440310	824957	
318 DENMARK	154	247	335	472	
335 GERMANY W	27	107	5601	7244	
347 JAPAN	27493	35492	389513	504834	
354 NETHRLNDS	9035	7597	59773	57554	
400 U STATES	19027	39632	95089	236707	
	100100	150248	990621	1631768	
FISHING LINES COMMERCIAL	LB				3461
100 U KINGDOM	26209	16085	226163	140529	
318 DENMARK			23612	4861	
335 GERMANY W	1552	2592	25733	25076	
344 ITALY			5995	4662	
347 JAPAN			8665	14754	
354 NETHRLNDS	990	322	17179	5879	
359 NORWAY			64777	39963	
400 U STATES	14055	20618	247137	322831	
	42806	39617	619261	558555	
CORDAGE MANILA OVER 1 IN CIRC	LB				3463
100 U KINGDOM	178383	41461	1542114	356830	
318 DENMARK			7972	1566	
352 MEXICO			18534	2414	
364 PHIL			12692	2166	
366 PORTUGAL	6074	962	9688	1813	
400 U STATES	540	277	5234	2430	
	184997	42700	1596234	367219	
CORDAGE COMMERCIAL FISH NET	LB				3464
100 U KINGDOM	37815	8792	1117765	263192	
306 BELGIUM			72149	15156	
318 DENMARK			152687	31712	
335 GERMANY W	135	114	3662	4302	
347 JAPAN	215	331	6839	13298	
352 MEXICO			11051	1765	
354 NETHRLNDS			148285	29218	
364 PHIL			14581	2488	
400 U STATES			68918	59429	
	38165	9237	1595937	420560	
CORDAGE OVER 1 INCH NOP	LB				3465
100 U KINGDOM	45731	8012	278744	84933	
335 GERMANY W			300	548	
344 ITALY			8920	446	
400 U STATES	14893	3578	98127	26082	
	60624	11590	386091	112009	
COTTON FABRIC RUBBERIZED	LB				3472
100 U KINGDOM	377	224	13420	11623	
400 U STATES	23401	17148	138879	104107	
	23778	17372	152299	115730	
COTTON WINDOW SHADE CLOTH	LB				3473
100 U KINGDOM	333	214	333	214	
400 U STATES	581	827	11796	18967	
	914	1041	12129	19181	
COTTON FABRICS COATED N O P	LB				3474
100 U KINGDOM	62531	39955	339299	226757	
306 BELGIUM	294	280	4089	4885	
327 FRANCE	302	571	1509	1501	
335 GERMANY W	5386	4875	9673	9931	
347 JAPAN	31900	5318	157615	30125	
354 NETHRLNDS			332	892	
376 SWITZRLND			210	224	
400 U STATES	337993	326896	2529931	2548847	
	438406	377895	3042658	2823162	
ARTISTS CANVAS COATED PREPARED					3475
100 U KINGDOM				847	
306 BELGIUM				410	
354 NETHRLNDS		215		215	
400 U STATES		5131		13554	
		5346		15026	
CANVAS FLAX FOR TENTS AWNINGS	LB				3476
100 U KINGDOM	898	551	20502	13304	
400 U STATES	40	58	902	853	
	938	609	21404	14157	
FABRICS JUTE COATED	LB				3478
100 U KINGDOM			5961	1681	
354 NETHRLNDS			1530	688	
400 U STATES	11495	3173	69793	22316	
	11495	3173	77284	24685	

IMPORTS INTO CANADA FOR CONSUMPTION

Articles and Countries from which Imported	MONTH OF JULY 1956		SEVEN MONTHS ENDED JULY 1956		Class Number
	Quantities	Values (\$)	Quantities	Values (\$)	
FABRICS VEG FIBRE COATED	LB				
100 U KINGDOM	8977	5942	47738	36073	3479
347 JAPAN			3000	758	
400 U STATES	23179	18951	106660	120945	
	32156	24893	157398	157776	
FABRICS FOR BRATTICE CLOTH	LB				
100 U KINGDOM	43526	9104	271275	46636	3480
400 U STATES	1000	334	5645	1406	
	44526	9438	276920	48042	
FABRICS SILK COATED	LB				
100 U KINGDOM	67	250	67	250	3481
400 U STATES	225	1840	3814	22921	
	292	2090	3881	23171	
FABRICS WOOL COATED	LB				
100 U KINGDOM	6533	2713	43149	19209	3483
306 BELGIUM	3064	5466	24874	48304	
327 FRANCE			196	348	
335 GERMANY W	3534	8425	8489	19069	
400 U STATES	15317	13702	107686	86823	
	28448	30306	184394	173753	
FABRICS SYNTHETIC FIBRE COATED	LB				
100 U KINGDOM			7972	3248	3484
306 BELGIUM	33232	33226	277123	300116	
327 FRANCE	1664	3247	16834	32936	
335 GERMANY W	2004	1672	2004	1672	
347 JAPAN			186	163	
400 U STATES	139724	207102	1087140	1637862	
	176624	245247	1391259	1975997	
OILCLOTH FLOOR LINOLEUM	LB				
100 U KINGDOM	2544389	336536	18554722	2453279	3485
335 GERMANY W			263263	21952	
347 JAPAN			215	65	
400 U STATES	987196	155748	6968886	1250869	
	3531585	492284	25787086	3726165	
OILCLOTH CARRIAGE SHELF TABLE	LB				
100 U KINGDOM	14262	10869	108332	79799	3486
400 U STATES	36496	30630	429522	349246	
	50758	41499	537854	429045	
TYPEWRITER RIBBONS	LB				
100 U KINGDOM	510	2013	5992	15278	3487
305 AUSTRIA			80	410	
335 GERMANY W			44	2000	
400 U STATES	87	1263	1766	11597	
	597	3276	7882	29285	
FABRICS COTTON TO COVER RUBBER	LB				
100 U KINGDOM	4497	6968	57948	78808	3488
400 U STATES	1311	2047	5201	7850	
	5808	9015	63149	86658	
CORD TIRE FABRICS SYNTH FIBRE	LB				
100 U KINGDOM	91	137	91	137	3489
316 CUBA	300042	194526	1024638	678498	
354 NETHRLNDS			10123	7189	
400 U STATES	405769	370945	1588728	1365171	
	705902	565608	2623580	2050995	
LACE EMBROIDERIES BOBBINET NOP	LB				
100 U KINGDOM	2210	13696	16656	99281	3501
215 INDIA	87	313	1282	2741	
231 HONG KONG	76	392	1171	3302	
305 AUSTRIA	343	2102	563	3330	
306 BELGIUM			110	1482	
313 CHINA			86	280	
317 CZECHO S			55	126	
327 FRANCE	4432	49348	39602	368965	
335 GERMANY W	390	2082	979	5194	
344 ITALY	22	190	136	1185	
347 JAPAN	5411	11840	10538	23997	
354 NETHRLNDS			168	739	
367 AZORES	12	74	94	937	
373 CANARY IS	203	1032	203	1032	
376 SWITZRLND	626	3893	2414	18815	
389 IRELAND			7	103	
400 U STATES	17054	84643	176066	895041	
	30866	169605	250130	1426550	
CORSETS GIROLES BRASSIERES					
100 U KINGDOM		208		2991	3510
335 GERMANY W		1096		1277	
347 JAPAN		1710		44939	
400 U STATES		56793		612117	
		59807		661324	
BRACES OR SUSPENDERS AND PARTS					
100 U KINGDOM		2313		13407	3511
327 FRANCE				380	
335 GERMANY W		1980		24399	
344 ITALY				250	
400 U STATES		7217		51152	
		11510		89588	
CHURCH VESTMENTS ANY MATERIAL					
100 U KINGDOM		840		10128	3512
306 BELGIUM				1240	
327 FRANCE		14335		60023	
335 GERMANY W				77	
344 ITALY		542		1094	
376 SWITZRLND		314		1972	
400 U STATES		6901		38579	
		22932		113113	

IMPORTS INTO CANADA FOR CONSUMPTION

71

Articles and Countries from which Imported	MONTH OF JULY 1956		SEVEN MONTHS ENDED JULY 1956		Class Number
	Quantities	Values (\$)	Quantities	Values (\$)	
GARMENTS KNITTED N O P 100 U KINGDOM 335 GERMANY W 344 ITALY 347 JAPAN 400 U STATES	LB 113	1075	624 4238 105 312 1818	5081 5979 1918 343 5969	3514
GLOVES MITTS AND MITTENS N O P 100 U KINGDOM 327 FRANCE 335 GERMANY W 344 ITALY 347 JAPAN 400 U STATES	DZ PR 322 4 81 505	2602 117 264 3556	1714 55 26 81 1387	13660 937 235 264 4532	3515
BERETS OF WOOL KNITTED FULLED 100 U KINGDOM 327 FRANCE 344 ITALY 359 NORWAY 400 U STATES	DOZ 1143 737 15 20	5691 2548 137 128	7033 1023 25 58	38639 3849 221 484	3516
CAPS BONNETS BERETS N O P 100 U KINGDOM 231 HONG KONG 306 BELGIUM 318 DENMARK 327 FRANCE 335 GERMANY W 344 ITALY 347 JAPAN 352 MEXICO 359 NORWAY 376 SWITZRLND 400 U STATES	DOZ 1161 42 145 52 706 9413 212 31194	10541 142 548 1626 3219 6623 2515 86384	22848 457 11 199 999 1354 2041 108311 38 38 224	125584 305 54 784 5031 6437 7707 168560 89 960 2684	3517
HATS OF FUR FELT MENS 100 U KINGDOM 305 AUSTRIA 306 BELGIUM 344 ITALY 400 U STATES	DOZ 135 13 21	6061 1033 1588	834 2 23 271 139	39132 142 1105 20911 8395	3518
HATS OF WOOL FELT 100 U KINGDOM 344 ITALY 400 U STATES	DOZ 47 12 271	588 271 5200	122 12 817	1537 271 14519	3519
HATS OF FUR FELT WOMENS 100 U KINGDOM 305 AUSTRIA 318 DENMARK 327 FRANCE 344 ITALY 376 SWITZRLND 400 U STATES	DOZ 9 12 190	866 731 10106	117 10 1 289 19 28	5611 594 146 9931 680 1774	3520
HATS N O P 100 U KINGDOM 224 JAMAICA 231 HONG KONG 305 AUSTRIA 318 DENMARK 327 FRANCE 335 GERMANY W 344 ITALY 347 JAPAN 352 MEXICO 354 NETHRLNDS 376 SWITZRLND 383 HAWAII 390 GERMANY E 400 U STATES	DOZ 106 14 1120 8 83 13 38 24 2 6 28 4837	4088 272 4497 74 2759 458 546 117 67 540 603 82739	526 19 2100 11 212 345 137 988 1486 664 33 308 94	17412 330 8138 280 428 21650 2695 7862 1906 671 3064 5660 127 941	3521
FIREMENS AND OTHER HELMETS 100 U KINGDOM 335 GERMANY W 400 U STATES		895 83296		6498 878 427273	3522
KNITTED GOODS N O P 100 U KINGDOM 335 GERMANY W 344 ITALY 354 NETHRLNDS 376 SWITZRLND 400 U STATES	LB 1106 1673 6 16909	2691 2311 51 33597	14503 1676 36 127 178	22691 2366 389 364 656	3524
UNDERWEAR N O P KNITTED 100 U KINGDOM 327 FRANCE 347 JAPAN 400 U STATES	LB 65	110	132049	217210 243676	3525
CHENILLE YARNS AND CORDS 100 U KINGDOM 327 FRANCE 347 JAPAN 400 U STATES	LB 65	110	45 124 1726 563	60 239 770 856	3548
			2460	1925	

IMPORTS INTO CANADA FOR CONSUMPTION

Articles and Countries from which Imported	MONTH OF JULY 1956		SEVEN MONTHS ENDED JULY 1956		Class Number	
	Quantities	Values (\$)	Quantities	Values (\$)		
USED BAGS OF VEGETABLE FIBRE					3550	
100 U KINGDOM				986		
400 U STATES		3821		40234		
		3821		41220		
BELTING N O P					3551	
100 U KINGDOM	LB 3047	5167	10737	13812		
335 GERMANY W			139	190		
400 U STATES		8163	45241	77414		
	11210	17783	56117	91416		
BLANKETS FOR PRINTING PRESSES					3552	
100 U KINGDOM		1763		16964		
335 GERMANY W		1224		5410		
375 SWEDEN				170		
384 P RICO		1216		1216		
400 U STATES		41295		272438		
		45498		296198		
BRAIDS CDRDS FRINGES NOP					3553	
100 U KINGDOM		1770		12651		
305 AUSTRIA				813		
306 BELGIUM		822		822		
317 CZECHO S				334		
327 FRANCE		1983		8177		
335 GERMANY W		3231		8337		
344 ITALY				71		
347 JAPAN		1803		6510		
354 NETHRLNDS		397		397		
375 SWEDEN				1094		
376 SWITZRLND		1324		3903		
400 U STATES		45625		504308		
		56955		547417		
CARPETS N O P						3554
100 U KINGDOM	SQ FT 52797	13500	451782	76589		
215 INDIA		900	6797	2821		
306 BELGIUM	185562	45562	950438	250533		
318 DENMARK		147	65	535		
327 FRANCE		406	255	2143		
335 GERMANY W		607	697	299		
344 ITALY	12387	2581	59989	13245		
347 JAPAN	73869	3337	512130	55772		
354 NETHRLNDS		1039	15254	3780		
365 POLAND		2070	2070	816		
372 SPAIN		6640	9617	1688		
375 SWEDEN			132	71		
400 U STATES	160978	73823	1519235	647922		
	497402	141903	3532580	1056214		
CRAPES BLACK MOURNING					3556	
CURTAINS N O P					3557	
100 U KINGDOM		645		1028		
400 U STATES		2386		33298		
		3031		34326		
FELT ADHESIVE FOR VESSELS					3558	
100 U KINGDOM		108		2981		
		108		2981		
HAT BRAIDS NOT OVER 6 INCHES					3559	
231 HONG KONG		620		701		
335 GERMANY W				219		
344 ITALY				7847		
347 JAPAN				840		
376 SWITZRLND		1847		189150		
400 U STATES		2522		58362		
		4989		257119		
HAT SWEATS CAP PEAKS AND BANDS					3560	
100 U KINGDOM		641		5122		
306 BELGIUM				873		
376 SWITZRLND				541		
400 U STATES		29658		252584		
		30299		259120		
HOODS AND SHAPES OF FUR FELT					3561	
100 U KINGDOM	DOZ 329	9702	510	15105		
317 CZECHO S	7451	62263	17425	233462		
327 FRANCE	1251	21264	7947	115174		
344 ITALY	1869	30931	6809	113645		
347 JAPAN			100	1156		
376 SWITZRLND	7	369	7	369		
400 U STATES	169	5428	582	14800		
	11076	129957	33380	493711		
HOODS AND SHAPES OF WOOL FELT					3562	
HOODS AND SHAPES KNITTED					3563	
231 HONG KONG	DOZ 11	147	11	147		
313 CHINA			15	201		
317 CZECHO S			65	1189		
321 ECUADOR	50	732	1057	14539		
344 ITALY			3331	13661		
347 JAPAN			6371	18129		
352 MEXICO			3611	2847		
355 INDONESIA			3000	1772		
376 SWITZRLND	16	303	684	11714		
400 U STATES	443	1657	18815	133903		
	520	2839	36960	198102		
HOODS AND SHAPES N O P					3564	
100 U KINGDOM	DOZ 22	305	24	365		
327 FRANCE	1	134	6	959		

IMPORTS INTO CANADA FOR CONSUMPTION

Articles and Countries from which Imported	MONTH OF JULY 1956		SEVEN MONTHS ENDED JULY 1956		Class Number
	Quantities	Values (\$)	Quantities	Values (\$)	
344 ITALY			334	2044	
347 JAPAN	257	1695	257	1695	
376 SWITZRLND	5	60	412	7462	
400 U STATES	180	1999	2770	21328	
	465	4193	3803	33853	
MATERIALS FOR HAT BRAIDS					
400 U STATES				357	3565
				357	
SURGICAL DRESSINGS					
100 U KINGDOM		31934		234208	3566
335 GERMANY W		2175		22921	
400 U STATES		51591		425383	
		85700		682512	
ELASTIC WEBBING WOVEN FOR MFRS	LB				3567
100 U KINGDOM	1350	2755	5166	9237	
335 GERMANY W	101	162	1585	3774	
344 ITALY	336	1021	4444	8928	
347 JAPAN	4706	3476	54797	47156	
354 NETHRLNDS			650	1437	
400 U STATES	11101	14476	65204	130649	
	17594	21890	131846	201181	
ELASTIC WEBBING WOVEN N O P	LB				3568
100 U KINGDOM	692	1143	5956	10660	
335 GERMANY W	125	378	1208	2149	
344 ITALY	3674	7533	13649	27413	
347 JAPAN	11232	8520	82759	65680	
354 NETHRLNDS	357	788	1850	3730	
400 U STATES	5356	15470	62580	145722	
	21436	33832	168002	255354	
WINDOW SHADES ON ROLLERS N O P					
400 U STATES		3625		8378	3569
		3625		8378	
CORDED RIBBONS FOR MENS HATS	LB				3570
400 U STATES	2215	10638	23025	107928	
	2215	10638	23025	107928	
NONELASTIC FABRICS FOR GARTERS	LB				3571
400 U STATES	74	235	919	2243	
	74	235	919	2243	
FABRICS FOR CARD CLOTHING	LB				3572
100 U KINGDOM			2954	4437	
400 U STATES	1185	2119	17246	22404	
	1185	2119	20200	26841	
FIBRE OR TEXTILE PRODUCTS NOP					3573
100 U KINGDOM				2765	
231 HONG KONG				79	
344 ITALY		200		1822	
347 JAPAN				549	
376 SWITZRLND				271	
400 U STATES		7414		79028	
		7614		84514	
BRAIDED CORD 1 IN CIRC OR LESS	LB				3574
100 U KINGDOM	1136	866	2939	3599	
400 U STATES	4703	3908	52730	36752	
	5839	4774	55669	40351	
ELASTIC WEBBING BRAIDED	LB				3576
100 U KINGDOM	373	585	6601	9291	
335 GERMANY W			920	1797	
344 ITALY	225	616	1087	2050	
347 JAPAN	6598	7097	181024	126883	
354 NETHRLNDS			770	1503	
360 ISRAEL	728	716	728	716	
400 U STATES	2853	7489	39639	94107	
	10777	16503	230769	236347	

IMPORTS INTO CANADA FOR CONSUMPTION

Articles and Countries from which Imported	MONTH OF JULY 1956		SEVEN MONTHS ENDED JULY 1956		Class Number
	Quantities	Values (\$)	Quantities	Values (\$)	
GROUP 4					
WOOD WOOD PRODUCTS AND PAPER					
CANE REED OR RATTAN					4002
215 INDIA		2680		7652	
231 HONG KONG		872		6240	
335 GERMANY W		3346		4966	
347 JAPAN				341	
354 NETHRLNDS		378		778	
364 PHIL		1530		1530	
400 U STATES		996		10600	
		9802		32107	
OSIERS WILLOWS AND BAMBOOS					4003
100 U KINGDOM				95	
215 INDIA				388	
231 HONG KONG				120	
347 JAPAN		150		8162	
367 AZORES				3460	
400 U STATES		95		6720	
		245		18945	
CORKWOOD UNMANUFACTURED					4011
366 PORTUGAL				69564	
372 SPAIN				35721	
400 U STATES		241		5793	
		241		111078	
FENCE POSTS					4021
400 U STATES	NO				
	2715	816	18559	6210	
	2715	816	18559	6210	
HICKORY BILLETS					4022
400 U STATES		21142		144451	
		21142		144451	
POLES TELEGRAPH AND PILING					4024
400 U STATES	NO				
	14486	499627	59089	1841600	
	14486	499627	59089	1841600	
RAILWAY TIES					4025
381 ALASKA			356	928	
400 U STATES		13571	70141	220168	
		13571	70497	221096	
LOGS ROUND UNMANUFACTURED NOP					4026
400 U STATES	M FT				
	8587	498713	111323	5009633	
	8587	498713	111323	5009633	
HANDLE SHINGLE BOLTS FELLOES					4032
400 U STATES		4058		61019	
		4058		61019	
HUB LAST WAGON OAR GUN BLOCKS					4033
100 U KINGDOM				265	
327 FRANCE				371	
344 ITALY				139	
400 U STATES		41360		279245	
		41360		280020	
WOOD TEN PIN BLOCKS ROUGH					4034
TEAK AMARANTH TROPICAL WOODS					4041
100 U KINGDOM				1569	
210 G COAST				11408	
211 NIGERIA				3571	
221 B GUIANA		2280		12480	
231 HONG KONG				1586	
234 AUSTRALIA		13335		41088	
309 BRAZIL		185		6767	
318 DENMARK				173	
321 ECUADOR				940	
327 FRANCE				248	
328 FR AFRICA				1581	
337 GUATEMALA		167		14411	
347 JAPAN				2875	
363 PERU				12977	
364 PHIL				4101	
371 THAILAND				4284	
400 U STATES		36657		165795	
		52624		285854	
ASH WHITE					4042
400 U STATES	M FT				
	151	17600	1003	145633	
	151	17600	1003	145633	
CEDAR					4043
400 U STATES	M FT				
	268	39129	1827	251946	
	268	39129	1827	251946	
CHESTNUT					4044
400 U STATES	M FT				
			35	2912	
			35	2912	
FIR					4045
381 ALASKA		82	2	142	
400 U STATES		8171	43159	4189178	
		8172	43161	4189320	
GUMWOOD					4046
234 AUSTRALIA			12	3316	
400 U STATES		54	286	34363	
		54	298	37679	
HEMLOCK					4047
400 U STATES	M FT				
	1024	76551	5430	454322	
	1024	76551	5430	454322	

IMPORTS INTO CANADA FOR CONSUMPTION

Articles and Countries from which Imported		MONTH OF JULY 1956		SEVEN MONTHS ENDED JULY 1956		Class Number
		Quantities	Values (\$)	Quantities	Values (\$)	
HICKORY	400 U STATES	M FT				4048
		17	4056	170	31601	
MAHOGANY		M FT				4049
		17	4056	170	31601	
	210 G COAST	40	8307	772	141340	
	211 NIGERIA			751	99909	
	222 B HOND	1	381	195	44022	
	234 AUSTRALIA	5	1180	5	1180	
	327 FRANCE	30	7452	33	8255	
	328 FR AFRICA			651	93917	
	337 GUATEMALA	1	211	2	456	
	347 JAPAN	358	55298	1595	252453	
	364 PHIL	83	18771	483	97419	
	400 U STATES	169	52108	1436	323268	
OAK		M FT				4050
		687	143708	5923	1062219	
	347 JAPAN	11	2125	228	48497	
	400 U STATES	4771	651903	32279	4478595	
PINE SOUTHERN YELLOW OR PITCH		M FT				4051
	339 HONDURAS			10	1872	
	400 U STATES	324	50246	2540	399527	
		324	50246	2550	401399	
PINE WHITE OR OTHER N O P		M FT				4052
	309 BRAZIL	211	33326	3343	453655	
	339 HONDURAS			22	2946	
	400 U STATES	3373	304899	18679	1680027	
		3584	338225	22044	2136628	
POPLAR		M FT				4053
	400 U STATES	437	64513	2641	349122	
		437	64513	2641	349122	
REDWOOD		M FT				4054
	400 U STATES	109	27934	748	173153	
		109	27934	748	173153	
WALNUT		M FT				4055
	400 U STATES	243	85975	1317	393437	
		243	85975	1317	393437	
LUMBER AND TIMBER HARDWOOD N O P		M FT				4056
	347 JAPAN	19	3490	197	36684	
	400 U STATES	2137	201948	13754	1404806	
		2156	205438	13951	1441490	
LUMBER AND TIMBER N O P		M FT				4057
	381 ALASKA	49	3766	97	6944	
	400 U STATES	496	46895	4058	297358	
		545	50661	4155	304302	
HARDWOOD FLOORING		M FT				4058
	354 NETHRLNDS			3	1166	
	400 U STATES	1965	316583	10809	1688755	
		1965	316583	10812	1689921	
PINE PONDEROSA AND SUGAR		M FT				4059
	400 U STATES	3581	352940	18608	2050970	
		3581	352940	18608	2050970	
LATHS		M				4071
	400 U STATES	199	5723	1006	24537	
		199	5723	1006	24537	
PICKETS PLAIN		M				4072
PLYWOOD GLUED OR CEMENTED						4073
	100 U KINGDOM		235		305	
	211 NIGERIA		5935		21295	
	218 MALAYA		169		169	
	305 AUSTRIA		3708		9453	
	306 BELGIUM		2962		10672	
	307 BEL CONGO				346	
	326 FINLAND		1182		32252	
	327 FRANCE		4730		123616	
	335 GERMANY W		4417		62089	
	344 ITALY				11561	
	347 JAPAN		277772		1031771	
	356 SURINAM		2445		2445	
	360 ISRAEL		26157		45690	
	365 POLAND		2987		15736	
	366 PORTUGAL		1849		1849	
	375 SWEDEN		15617		25918	
	381 ALASKA				347	
	400 U STATES		66466		536695	
			416631		1932209	
SHINGLES OF WOOD		RF SQ				4074
	400 U STATES	1879	11549	16977	98699	
		1879	11549	16977	98699	
VENEERS OF ROSEWOOD ETC						4075
	100 U KINGDOM		330		659	
	318 DENMARK				2040	
	327 FRANCE				25651	
	347 JAPAN				11043	
	354 NETHRLNDS		1028		2203	
	364 PHIL		3140		7545	
	400 U STATES		7584		198432	
			12082		247573	
VENEERS OF WOOD N O P						4076
	100 U KINGDOM				1265	
	307 BEL CONGO				118057	
	318 DENMARK				402	
	327 FRANCE				560	
	354 NETHRLNDS				2386	
	400 U STATES		65389		923804	
			65389		1046474	

IMPORTS INTO CANADA FOR CONSUMPTION

77

Articles and Countries from which Imported	MONTH OF JULY 1956		SEVEN MONTHS ENDED JULY 1956		Class Number
	Quantities	Values (\$)	Quantities	Values (\$)	
VENEERS OF WOOD TAPED JOINTED 400 U STATES		5497		27974	4077
VENEERS AUSTRALIAN BLACKWOOD 400 U STATES		5497		27974	4078
PLYWOOD FACED WITH METAL 335 GERMANY W 344 ITALY 400 U STATES		2454		23694	4079
BARK CRUDE FOR TANNERS USE CWT		217		25766	4081
FUELWOOD 400 U STATES	40	111	1062	6222	4082
PULPWOOD 400 U STATES	40	111	1062	6222	4083
SAWDUST AND WOOD FLOUR 375 SWEDEN 400 U STATES	8334	144847	114135	1937076	4084
BARRELS EMPTY SLACK 400 U STATES	NO	820		820	4090
BARRELS EMPTY TIGHT 100 U KINGDOM 400 U STATES	50	119	901	568	4091
STAVES HEADINGS POPLAR ROUGH 400 U STATES	NO	21955		150753	4093
STAVES OAK SAWN SPLIT OR CUT 400 U STATES	NO	16520	174	331	4094
STAVES ROUGH SAWN N O P 400 U STATES	M	41647	127037	385698	4095
STAVES 5 EIGHTHS INCH OR OVER 400 U STATES	M	41647	127211	386029	4096
STAVES N O P 100 U KINGDOM 400 U STATES	M		105	2348	4097
WOODEN PAILS AND TUBS 375 SWEDEN		166	1528	66596	4098
HOOPS HEADS AND LINERS OF WOOD 100 U KINGDOM 400 U STATES		166	1633	68944	4099
CORK SLABS BOARDS TILES N O P 100 U KINGDOM				371	4101
318 DENMARK				371	
335 GERMANY W		27921		2626	
353 MOROCCO		27921		161599	
366 PORTUGAL				164225	
372 SPAIN		1497		6772	
400 U STATES		5558		43983	
CORKS THREE FOURTHS IN OR LESS 100 U KINGDOM		239		239	
366 PORTUGAL		3103		3103	
372 SPAIN		11566		85224	
400 U STATES		45634		161529	
CORKS OVER THREE FOURTHS INCH 100 U KINGDOM		5532		94958	
327 FRANCE		73129		395808	
366 PORTUGAL					
372 SPAIN					
400 U STATES					
CORK SLABS BOARDS FOR MFRS 335 GERMANY W					
366 PORTUGAL					
372 SPAIN					
400 U STATES					
MANUFACTURES OF CORKWOOD N O P 100 U KINGDOM					
335 GERMANY W					
354 NETHRLNDS					
366 PORTUGAL					
372 SPAIN					
400 U STATES					
BICYCLE RIM STRIPS OF MAPLE					
BILLETS OF WOOD FOR BATS 400 U STATES					
GUN STOCKS OF WALNUT ROUGH					
WOOD HANDLES FOR AGRIC IMPL 400 U STATES					

IMPORTS INTO CANADA FOR CONSUMPTION

Articles and Countries from which Imported	MONTH OF JULY 1956		SEVEN MONTHS ENDED JULY 1956		Class Number
	Quantities	Values (\$)	Quantities	Values (\$)	
HANDLES OF WOOD N O P					4118
100 U KINGDOM				1300	
335 GERMANY W		738		2466	
375 SWEDEN				81	
400 U STATES		32662		240050	
		33400		243897	
SHAFTS OR HEADS FOR GOLF CLUBS					4119
400 U STATES		2375		11995	
		2375		11995	
LASTS OF WOOD					4120
100 U KINGDOM				1004	
400 U STATES		2530		24554	
		2530		25558	
MEXICAN SADDLE TREES STIRRUPS					4121
400 U STATES		1793		8807	
		1793		8807	
SPOKES HICKORY OAK ROUGH					4122
400 U STATES		913		913	
		913		913	
WALKING STICKS AND CANES					4125
100 U KINGDOM		1729		10280	
215 INDIA				561	
216 PAKISTAN				560	
305 AUSTRIA		169		169	
327 FRANCE				429	
347 JAPAN		119		1037	
400 U STATES		187		2593	
		2204		15629	
SULPHITE PULP BL DISSOLVING					4130
100 U KINGDOM	CWT	22	22	177	
400 U STATES		5911	37660	369067	
		5933	37682	369244	
SODA PULP					4131
SULPHITE PULP UNBLEACHED					4132
400 U STATES	CWT	71886	474331	2770277	
		71886	474331	2770277	
SULPHITE PULP BLEACHED N O P					4133
400 U STATES	CWT	12873	103227	740509	
		12873	103227	740509	
SULPHATE OR KRAFT PULP					4134
400 U STATES	CWT	22064	150849	1006438	
		22064	150849	1006438	
WOOD PULP MECHANICAL					4135
PULP OF STRAW OR VEG FIBRE NOP					4136
100 U KINGDOM	CWT		31	731	
335 GERMANY W		28	28	1116	
400 U STATES		14201	103857	939696	
		14229	103916	941543	
BOBBINS SHUTTLES AND SPOOLS					4141
100 U KINGDOM		708		15608	
335 GERMANY W				1165	
376 SWITZRLND		3422		8708	
400 U STATES		14409		195332	
		18539		220813	
CASKETS COFFINS AND METAL PTS					4142
400 U STATES		36186		261061	
		36186		261061	
CHARCOAL MADE FROM WOOD					4143
400 U STATES	TON	34	855	71037	
		34	855	71037	
CHURNS N O P WASHBOARDS					4144
100 U KINGDOM				851	
306 BELGIUM				79	
317 CZECHO S				722	
335 GERMANY W		117		2876	
375 SWEDEN		153		435	
388 YUGO SLAV				1058	
400 U STATES		1186		10989	
		1456		17010	
CLOTHES PINS AND PARTS					4145
100 U KINGDOM	GROSS	2120	2120	2183	
318 DENMARK		6000	44755	18646	
335 GERMANY W		1000	2400	963	
354 NETHRLNDS		5000	22500	7580	
359 NORWAY			9800	3189	
375 SWEDEN		6950	42375	15462	
400 U STATES		1010	2894	2249	
		22080	126844	50272	
CRUTCHES OR STAFFS					4146
100 U KINGDOM				100	
400 U STATES		1048		16490	
		1048		16590	
CURTAIN STRETCHERS					4147
400 U STATES		1616		8053	
		1616		8053	
DOORS WOOD 6 FT X 2 FT OR OVER					4148
100 U KINGDOM	NO	12	17	502	
335 GERMANY W		128	2278	10874	
347 JAPAN			4	50	
354 NETHRLNDS		689	10345	39025	
400 U STATES		1539	12821	132632	
		2368	25465	183083	
EXCELSIOR OR WOOD WOOL					4149
400 U STATES		2861		8910	
		2861		8910	

IMPORTS INTO CANADA FOR CONSUMPTION

79

Articles and Countries from which Imported	MONTH OF JULY 1956		SEVEN MONTHS ENDED JULY 1956		Class Number
	Quantities	Values (\$)	Quantities	Values (\$)	
FIBRE AND MANUFACTURES N O P					4150
100 U KINGDOM		4142		8015	
327 FRANCE				10693	
335 GERMANY W				3134	
375 SWEDEN		2217		6425	
400 U STATES		84640		697520	
		90999		725787	
FURNITURE MAINLY OF WOOD					4151
100 U KINGDOM		11772		109647	
207 UN SO AFR				50	
215 INDIA				986	
218 MALAYA				431	
223 BARBADOS		87		87	
224 JAMAICA				53	
231 HONG KONG		16772		78070	
234 AUSTRALIA				150	
236 NEW ZEAL				100	
305 AUSTRIA		214		470	
306 BELGIUM		7265		10858	
313 CHINA				177	
316 CUBA		132		132	
317 CZECHO S		11585		52110	
318 DENMARK		25964		209812	
322 EGYPT		140		226	
327 FRANCE		3758		25714	
335 GERMANY W		3246		32018	
344 ITALY		10512		23128	
347 JAPAN		2304		24623	
352 MEXICO		703		265	
353 MOROCCO		101		273	
354 NETHRLNDS		2849		12610	
359 NORWAY		300		3819	
363 PERU				142	
365 POLAND		2768		20915	
372 SPAIN		110		110	
375 SWEDEN		5348		24581	
376 SWITZRLND				1346	
381 ALASKA		310		480	
383 HAWAII		195		921	
388 YUGO SLAV				7097	
389 IRELAND				59	
391 LEBANON				186	
392 SYRIA				120	
400 U STATES		435851		3264012	
		542286		3907778	
MATCHES OF WOOD					4152
100 U KINGDOM				1614	
344 ITALY		1597		3842	
359 NORWAY		407		817	
375 SWEDEN		3271		29590	
400 U STATES		4176		47662	
		9451		83525	
MOULDINGS OF WOOD					4153
335 GERMANY W		484		2277	
354 NETHRLNDS		268		316	
400 U STATES		1069		27920	
		1821		30513	
SKIS RACQUETS AND FRAMES BATS					4154
100 U KINGDOM		6554		35679	
215 INDIA				2032	
216 PAKISTAN		1138		28962	
234 AUSTRALIA				2241	
305 AUSTRIA		5583		10838	
306 BELGIUM				3229	
318 DENMARK				1170	
327 FRANCE				1524	
335 GERMANY W		272		12334	
344 ITALY		606		1557	
347 JAPAN				8459	
354 NETHRLNDS				1521	
359 NORWAY				865	
365 POLAND				107	
375 SWEDEN		163		876	
376 SWITZRLND				2447	
400 U STATES		12309		96949	
		26625		210790	
WINDOW SASH OF WOOD					4155
400 U STATES		13814		55685	
		13814		55685	
WOOD BOXES CRATES AND SHOOKS					4156
100 U KINGDOM				202	
335 GERMANY W				1011	
347 JAPAN				3557	
375 SWEDEN				376	
390 GERMANY E				107	
400 U STATES		24869		142165	
		24869		147418	
MANUFACTURES OF WOOD N O P					4157
100 U KINGDOM		27064		119768	
203 B E AFR				2988	
215 INDIA		52		1177	
217 CEYLON		177		631	
231 HONG KONG		995		6758	
234 AUSTRALIA				139	
305 AUSTRIA				688	
306 BELGIUM		342		2294	

IMPORTS INTO CANADA FOR CONSUMPTION

Articles and Countries from which Imported	MONTH OF JULY 1956		SEVEN MONTHS ENDED JULY 1956		Class Number
	Quantities	Values (\$)	Quantities	Values (\$)	
317 CZECHOSLOVAKIA				1539	
318 DENMARK		4232		5501	
327 FRANCE		6204		26481	
335 GERMANY W		6566		57135	
338 HAITI				413	
344 ITALY		1757		19801	
347 JAPAN		25775		208725	
352 MEXICO				639	
354 NETHERLANDS				8193	
355 INDONESIA		77		77	
359 NORWAY				440	
364 PHILIPPINES				108	
372 SPAIN		58		58	
375 SWEDEN		2917		30270	
376 SWITZERLAND		306		2416	
381 ALASKA				19083	
383 HAWAII				175	
388 YUGOSLAVIA				1462	
390 GERMANY E		131		1649	
400 U STATES		311026		2051994	
		387679		2570602	
BOWLS TRAYS AND DISHES OF WOOD					4158
100 U KINGDOM		620		1678	
203 BELGIUM				1644	
215 INDIA				330	
224 JAMAICA				162	
231 HONG KONG				229	
318 DENMARK		460		607	
322 EGYPT				130	
327 FRANCE				538	
335 GERMANY W		78		2062	
338 HAITI		703		1737	
344 ITALY		192		1503	
347 JAPAN		13291		77588	
352 MEXICO		59		233	
375 SWEDEN		119		746	
383 HAWAII				549	
388 YUGOSLAVIA				6785	
400 U STATES		7295		33462	
		22817		129983	
PLAYING CARD STOCK	LB				4159
400 U STATES	24862	6793	127693	29432	
	24862	6793	127693	29432	
CONT BOARD FOR MOIST OILY FOOD	LB				4160
400 U STATES	3156051	296918	13156749	1266779	
	3156051	296918	13156749	1266779	
CARD STOCK BRISTOL BOARD N O P	LB				4161
100 U KINGDOM			496	124	
400 U STATES	252181	32745	1511242	218745	
	252181	32745	1511738	218869	
CHIPBOARD NEWS BOARD	LB				4162
400 U STATES	348925	26673	2398423	192812	
	348925	26673	2398423	192812	
LEATHER BOARD LEATHEROID MFRS	LB				4163
100 U KINGDOM	25535	6743	120883	33683	
306 BELGIUM			19343	4525	
335 GERMANY W	26897	6191	53100	12663	
344 ITALY			600	582	
400 U STATES	52787	9362	203832	48012	
	105219	22296	397758	99465	
MILLBOARD AND BINDERS BOARD	LB				4164
100 U KINGDOM			21306	1961	
400 U STATES	307946	26071	2498473	232928	
	307946	26071	2519779	234889	
PULPBOARD FOR MFR OF WALLBOARD	LB				4165
400 U STATES	3091826	167158	30108180	1609795	
	3091826	167158	30108180	1609795	
PULPBOARD TO WRAP ROLLS PAPER	LB				4166
400 U STATES	689568	40223	3524433	204389	
	689568	40223	3524433	204389	
STRAWBOARD N O P	LB				4167
400 U STATES			895100	58754	
			895100	58754	
PULP BOARD FOR CONTAINERS	LB				4168
400 U STATES	5327586	374161	35632423	2233614	
	5327586	374161	35632423	2233614	
BUILDING AND INSULATING BOARD	LB				4169
100 U KINGDOM			42057	8081	
326 FINLAND	12591	634	203107	7893	
352 MEXICO	54300	2321	242057	9373	
354 NETHERLANDS			20508	4117	
359 NORWAY			69764	2918	
365 POLAND			250871	6288	
375 SWEDEN	1558652	64454	5232187	232979	
400 U STATES	4561638	473369	27826807	3063484	
	6187181	540778	33887358	3335133	
PULPBOARD OTHER FIBREBOARD N O P	LB				4170
100 U KINGDOM	3884	1624	41400	15210	
318 DENMARK			9164	546	
352 MEXICO			67096	2784	
354 NETHERLANDS			4933	1142	
375 SWEDEN	20160	1787	54744	4526	
400 U STATES	366335	68873	4217882	638657	
	390379	72284	4395219	662865	
ELECTRIC INSULATING PRESSBOARD	LB				4171
100 U KINGDOM	5584	1362	33762	8400	

IMPORTS INTO CANADA FOR CONSUMPTION

Articles and Countries from which Imported	MONTH OF JULY 1956		SEVEN MONTHS ENDED JULY 1956		Class Number
	Quantities	Values (\$)	Quantities	Values (\$)	
335 GERMANY W			1751	973	
375 SWEDEN			12000	2495	
400 U STATES	148116	35020	1322669	321167	
	153700	36382	1370182	333035	
FELTBOARD ROOF FELT NOT COATED	LB				4172
400 U STATES	1072440	37119	4303733	150220	
	1072440	37119	4303733	150220	
PRESSBOARD N O P	LB				4173
100 U KINGDOM	3761	1034	12109	3384	
400 U STATES	138881	38277	912773	258146	
	142642	39311	924882	261530	
SHOEBOARDS	LB				4174
100 U KINGDOM	7010	1133	50344	11833	
305 AUSTRIA			16538	1875	
306 BELGIUM			4540	1117	
335 GERMANY W	6050	849	6050	849	
400 U STATES	44816	15028	599474	156748	
	57876	17010	676946	172422	
PAPERBOARD FOR SHOEBOARDS	LB				4175
400 U STATES	16944	2954	342285	56233	
	16944	2954	342285	56233	
GYPNUM BOARD LATH ROCK LATH	LB				4176
400 U STATES	93425	1486	339635	6001	
	93425	1486	339635	6001	
ENAMELLED PAPER	LB				4178
400 U STATES			2891	741	
			2891	741	
CARBON PAPER	LB				4179
100 U KINGDOM	7145	8656	49618	60146	
305 AUSTRIA			504	474	
335 GERMANY W	306	196	306	196	
400 U STATES	56088	36913	314408	211684	
	63539	45765	364836	272500	
ROTOGRAVURE PRINTING PAPER	LB				4180
BOOK PAPER FOR PERIODICALS	LB				4181
400 U STATES	161733	14894	888903	78247	
	161733	14894	888903	78247	
BOOK PRINTING LITHO PAPER NOP	LB				4182
100 U KINGDOM	6600	1113	54178	16800	
354 NETHRLNDS			2204	585	
381 ALASKA			980	116	
400 U STATES	262659	46083	2129017	433042	
	269259	47196	2186379	450543	
BOOK PRINTING PAPER COATED NOP	LB				4183
100 U KINGDOM			12028	2861	
400 U STATES	159608	53450	2287848	572637	
	159608	53450	22899876	575498	
COATED PAPERS FOR PERIODICALS	LB				4184
400 U STATES	108556	15778	842481	108520	
	108556	15778	842481	108520	
COVER PAPERS NOT PASTED COATED	LB				4185
100 U KINGDOM	12777	5510	64591	34975	
400 U STATES	44359	11129	266024	66136	
	57136	16639	330615	101111	
COVER PAPERS PASTED COATED	LB				4186
100 U KINGDOM	3681	1102	4549	2062	
400 U STATES	42288	16660	295924	106048	
	46669	17762	300473	108110	
SURFACE COATED PAPER N O P	LB				4187
100 U KINGDOM	34880	14429	135257	80035	
306 BELGIUM	132	65	132	65	
327 FRANCE			650	163	
335 GERMANY W	114	170	4031	2089	
354 NETHRLNDS			10504	3968	
375 SWEDEN			3525	537	
400 U STATES	166793	92199	1095351	721300	
	201919	106863	1249450	808157	
NEWSPRINT PAPER	LB				4188
WAXED PAPER IN PACKAGE FORM	LB				4189
WAXED PAPER FOR WRAPPING N O P	LB				4190
100 U KINGDOM	8290	3012	15347	5476	
400 U STATES	67886	21912	396348	112840	
	76176	24924	411695	118316	
GREASEPROOF AND GLASSINE PAPER	LB				4191
400 U STATES	122723	30697	540000	144891	
	122723	30697	540000	144891	
TISSUE WRAPPING PAPER	LB				4192
305 AUSTRIA			895	229	
400 U STATES	32364	4986	317566	50811	
	32364	4986	318461	51040	
VEGETABLE PARCHMENT PAPER	LB				4193
100 U KINGDOM	10437	2368	75951	16206	
306 BELGIUM			6537	1449	
400 U STATES	5152	1681	87274	24362	
	15589	4049	169762	42017	
WRAPPING PAPER KRAFT	LB				4195
375 SWEDEN			14956	1718	
400 U STATES	593707	58794	2601263	293603	
	593707	58794	2618219	295321	
WRAPPING PAPER OILED COATED	LB				4196
375 SWEDEN			19978	3012	
400 U STATES	70524	8964	434645	82967	
	70524	8964	454623	85979	

IMPORTS INTO CANADA FOR CONSUMPTION

Articles and Countries from which Imported	MONTH OF JULY 1956		SEVEN MONTHS ENDED JULY 1956		Class Number
	Quantities	Values (\$)	Quantities	Values (\$)	
WRAPPING PAPER ALL KINDS N O P 100 U KINGDOM 400 U STATES	LB 127410	19802	13113 1081583	4378 185671	4197
DUPLEX BACKING PAPER 400 U STATES	LB 127410	19802	1094696	190049	4198
IMITATION PARCHMENT WRAPPING 400 U STATES	LB 27293	11462	384345	184747	4199
WRAPPER SHEETS AND HEADS 400 U STATES	LB 27293	11462	384345	184747	4200
BOND AND LEDGER PAPERS UNCUT 100 U KINGDOM 400 U STATES	LB 11040	1038	64524	7028	4201
ENVELOPES 100 U KINGDDM 306 BELGIUM 318 DENMARK 327 FRANCE 335 GERMANY W 344 ITALY 359 NORWAY 375 SWEDEN 400 U STATES	M 69	347	225 4 20 5 42 100 200 260	1884 193 50 56 146 930 306 446	4202
ONION SKIN AND MANIFDL D PAPER 100 U KINGDOM 335 GERMANY W 400 U STATES	LB 1840	10370	4320 1005430	6209 209075	4203
BOXED PAPER AND PAPERETRIES 100 U KINGDOM 305 AUSTRIA 327 FRANCE 376 SWITZRLND 400 U STATES	LB 61550	40575	1009750	215284	4204
HAND MADE PAPER 40 C OR OVER 100 U KINGDOM 344 ITALY	LB 368	689	16847	102308	4205
WASTE PAPER 224 JAMAICA 318 DENMARK 400 U STATES	LB 145	131	6773	3642	4209
ELECTRIC CABLE INSULATG PAPER 100 U KINGDOM 344 ITALY 400 U STATES	LB 5762	2487	15996	6117	4210
PHOTOGRAPHERS PAPERS 100 U KINGDOM 306 BELGIUM 335 GERMANY W 347 JAPAN 376 SWITZRLND 400 U STATES	LB 27792	18718	375635	333372	4211
BLOTTING PAPER NOT PRINTED 100 U KINGDOM 400 U STATES	LB 368	689	398404	343131	4212
CIGARETTE PAPER UNGUMMED 327 FRANCE 400 U STATES	LB 917	656	1865 300	2329 81	4213
CIGARETTE PAPER GUMMED ROLLS 400 U STATES	LB 26507	17373	1618 917	1510 656	4214
CIGARETTE PAPERS IN PACKETS 100 U KINGDOM 327 FRANCE 400 U STATES	LB 277	612	156076	97498	4215
CREPE PAPER DECORATIVE ROLLS 400 U STATES	CWT 277	612	160776	102074	4216
GUMMED PAPER 100 U KINGDOM 335 GERMANY W 400 U STATES	LB 277	612	3512	2675	4217
HANGINGS OR WALL PAPER 100 U KINGDOM 318 DENMARK 327 FRANCE 344 ITALY 347 JAPAN 400 U STATES	LB 131917	232221	532 89	373 609	4218
PAPER FOR SHOT SHELLS GUN WADS 400 U STATES	LB 131917	232221	785768	1500690	4219
	LB 9824	2123	786389	1501672	
	LB 34498	5635			
	LB 234076	103253			
	LB 278398	111011			
	LB 100	150			
	LB 1666	9817			
	LB 1840	10370			
	LB 145	131			
	LB 5762	2487			
	LB 61550	40575			
	LB 368	689			
	LB 917	656			
	LB 277	612			
	LB 131917	232221			
	LB 9824	2123			
	LB 34498	5635			
	LB 234076	103253			
	LB 278398	111011			
	LB 100	150			
	LB 1666	9817			
	LB 1840	10370			
	LB 145	131			
	LB 5762	2487			
	LB 61550	40575			
	LB 368	689			
	LB 917	656			
	LB 277	612			
	LB 131917	232221			
	LB 9824	2123			
	LB 34498	5635			
	LB 234076	103253			
	LB 278398	111011			
	LB 100	150			
	LB 1666	9817			
	LB 1840	10370			
	LB 145	131			
	LB 5762	2487			
	LB 61550	40575			
	LB 368	689			
	LB 917	656			
	LB 277	612			
	LB 131917	232221			
	LB 9824	2123			
	LB 34498	5635			
	LB 234076	103253			
	LB 278398	111011			
	LB 100	150			
	LB 1666	9817			
	LB 1840	10370			
	LB 145	131			
	LB 5762	2487			
	LB 61550	40575			
	LB 368	689			
	LB 917	656			
	LB 277	612			
	LB 131917	232221			
	LB 9824	2123			
	LB 34498	5635			
	LB 234076	103253			
	LB 278398	111011			
	LB 100	150			
	LB 1666	9817			
	LB 1840	10370			
	LB 145	131			
	LB 5762	2487			
	LB 61550	40575			
	LB 368	689			
	LB 917	656			
	LB 277	612			
	LB 131917	232221			
	LB 9824	2123			
	LB 34498	5635			
	LB 234076	103253			
	LB 278398	111011			
	LB 100	150			
	LB 1666	9817			
	LB 1840	10370			
	LB 145	131			
	LB 5762	2487			
	LB 61550	40575			
	LB 368	689			
	LB 917	656			
	LB 277	612			
	LB 131917	232221			
	LB 9824	2123			
	LB 34498	5635			
	LB 234076	103253			
	LB 278398	111011			
	LB 100	150			
	LB 1666	9817			
	LB 1840	10370			
	LB 145	131			
	LB 5762	2487			
	LB 61550	40575			
	LB 368	689			
	LB 917	656			
	LB 277	612			
	LB 131917	232221			
	LB 9824	2123			
	LB 34498	5635			
	LB 234076	103253			
	LB 278398	111011			
	LB 100	150			
	LB 1666	9817			
	LB 1840	10370			
	LB 145	131			
	LB 5762	2487			
	LB 61550	40575			
	LB 368	689			
	LB 917	656			
	LB 277	612			
	LB 131917	232221			
	LB 9824	2123			
	LB 34498	5635			
	LB 234076	103253			
	LB 278398	111011			
	LB 100	150			
	LB 1666	9817			
	LB 1840	10370			
	LB 145	131			
	LB 5762	2487			
	LB 61550	40575			
	LB 368	689			
	LB 917	656			
	LB 277	612			
	LB 131917	232221			
	LB 9824	2123			
	LB 34498	5635			
	LB 234076	103253			
	LB 278398	111011			
	LB 100	150			
	LB 1666	9817			
	LB 1840	10370			
	LB 145	131			
	LB 5762	2487			
	LB 61550	40575			
	LB 368	689			
	LB 917	656			
	LB 277	612			
	LB 131917	232221			
	LB 9824	2123			
	LB 34498	5635			
	LB 234076	103253			
	LB 278398	111011			
	LB 100	150			
	LB 1666	9817			
	LB 1840	10370			
	LB 145	131			
	LB 5762	2487			
	LB 61550	40575			
	LB 368	689			
	LB 917	656			
	LB 277	612			
	LB 131917	232221			
	LB 9824	2123			
	LB 34498	5635			
	LB 234076	103253			
	LB 278398	111011			
	LB 100	150			
	LB 1666	9817			
	LB 1840	10370			
	LB 145	131			
	LB 5762	2487			
	LB 61550	40575			
	LB 368	689			
	LB 917	656			
	LB 277	612			
	LB 131917	232221			
	LB 9824	2123			
	LB 34498	5635			
	LB 234076	103253			
	LB 278398	111011			
	LB 100	150			
	LB 1666	9817			
	LB 1840	10370			
	LB 145	131			
	LB 5762	2487			
	LB 61550	40575			
	LB 368	689			
	LB 917	656			
	LB 277	612			
	LB 131917	232221			
	LB 9824	2123			
	LB 34498	5635			
	LB 234076	103253			
	LB 278398	111011			
	LB 100	150			
	LB 1666	9817			
	LB 1840	10370			
	LB 145	131			
	LB 5762	2487			
	LB 61550	40575			
	LB 368	689			
	LB 917	656			
	LB 277	612			
	LB 131917	232221			
	LB 9824	2123			
	LB 34498	5635			
	LB 234076	103253			
	LB 278398</				

IMPORTS INTO CANADA FOR CONSUMPTION

Articles and Countries from which Imported	MONTH OF JULY 1956		SEVEN MONTHS ENDED JULY 1956		Class Number
	Quantities	Values (\$)	Quantities	Values (\$)	
PAPIERMACHE WARE N O P 100 U KINGDOM 344 ITALY 347 JAPAN 400 U STATES	LB 125 9362 10211 19698	74 2323 2155 4552	8855 80 17670 35415 62020	2335 90 5162 14800 22387	4220
PAPER DECALCOMANIA 100 U KINGDOM 400 U STATES	LB 20849 18712 39561	6727 6860 13587	43362 88238 131600	14245 32861 47106	4222
PAPER MATRIX FOR PRINTING 100 U KINGDOM 400 U STATES	LB 97080 97080	37763 37763	1686 691178 692864	165 278601 278766	4223
PAPER MATTING 347 JAPAN 400 U STATES	LB 8477 8477	3596 3596	2476 103064 105540	1528 48927 50455	4224
PAPER PHOTO BARYTA COATED 100 U KINGDOM 400 U STATES	LB 167492 167492	58819 58819	11203 380636 391839	3527 117970 121497	4225
SHINGLES OF PAPER OR FELT 400 U STATES	LB 449617 449617	13866 13866	2380344 2380344	65348 65348	4226
ROOFING SHEATHING PAPER PREPRO 100 U KINGDOM 400 U STATES	LB 910283 910283	65417 65417	54825 4480546 4535371	4920 278800 283720	4227
TISSUE PAPER N O P 100 U KINGDOM 305 AUSTRIA 306 BELGIUM 400 U STATES	LB 60393 60393	12804 12804	3196 328 2043 349585 355152	971 89 372 74059 75491	4228
TOILET PAPER 100 U KINGDOM 400 U STATES	LB 2520 240764 243284	494 30592 31086	2520 1710666 1713186	494 215712 216206	4229
TOWELS AND NAPKINS PLAIN 100 U KINGDOM 335 GERMANY W 400 U STATES	LB 530 103278 103808	106 17672 17778	666 530 727944 729140	318 106 130907 131331	4230
WAXED STENCIL PAPER 100 U KINGDOM 305 AUSTRIA 335 GERMANY W 400 U STATES	LB 36449 6008 4135 46592	31469 3055 4785 39309	281279 9348 160 34061 324848	243905 4911 117 44337 293270	4231
ALL KINDS OF PAPER N O P 100 U KINGDOM 306 BELGIUM 327 FRANCE 335 GERMANY W 344 ITALY 354 NETHRLNDS 393 TAIWAN 400 U STATES	LB 2331 2970 1319849 1325150	1229 1125 233650 236004	33351 771 4092 1703 518 3922 606 6846646	13881 77 1551 1239 274 797 1510 1458069	4232
TISSUE PAPER FOR STENCILS 400 U STATES	LB 5715 5715			1490 1490	4233
FACIAL TISSUES HANDKERCHIEFS 400 U STATES	LB 69725 69725	15605 15605	1749861 1749861	350655 350655	4234
PAPER NAPKINS N O P 100 U KINGDOM 318 DENMARK 327 FRANCE 335 GERMANY W 347 JAPAN 354 NETHRLNDS 400 U STATES	LB 655 3206 12575 91804 108240	373 843 6299 24007 31522	11536 24185 618 26432 687 670 396041 460169	5134 9129 310 13844 883 234 107086 136620	4235
CARBONIZING TISSUE PAPER 100 U KINGDOM 327 FRANCE 400 U STATES	LB 43223 75953 119176	27904 17498 45402	248417 17750 855476 1121643	164283 5034 187705 357022	4236
CABLE INSULATING PAPER N D P 100 U KINGDOM 344 ITALY 400 U STATES	LB 6680 75168 103030 184878	1446 13362 28833 43641	257690 76093 408390 742173	54711 13613 114610 182934	4237
CASH REGISTER PAPER 400 U STATES	LB 20908 20908	2152 2152	77437 77437	19138 19138	4238
FILTER PAPER 100 U KINGDOM 327 FRANCE 335 GERMANY W 400 U STATES	LB 675 401 116722 117798	206 165 100284 100655	604 712 874338 876055	305 261 724431 725162	4239
TABULATING PAPER AND STOCK 400 U STATES	LB 339517 339517	37519 37519	3432006 3432006	365703 365703	4240

IMPORTS INTO CANADA FOR CONSUMPTION

Articles and Countries from which Imported	MONTH OF JULY 1956		SEVEN MONTHS ENDED JULY 1956		Class Number
	Quantities	Values (\$)	Quantities	Values (\$)	
BAGS AND SACKS OF PAPER	LB				4241
100 U KINGDOM			4769	1639	
335 GERMANY W			912	425	
347 JAPAN			13554	12867	
354 NETHRLNDS	18517	4472	34137	11808	
365 POLAND	1804	222	2984	791	
400 U STATES	190522	51995	2963227	547842	
	210843	56689	3019583	575372	
PAPER PROTECTORS FOR PLANTS					4242
100 U KINGDOM				1988	
400 U STATES		237		27269	
		237		29257	
CONTAINERS PAPERBOARD N O P	LB				4243
100 U KINGDOM	1499	1274	19142	11707	
231 HONG KONG			400	174	
327 FRANCE	900	595	5679	3259	
335 GERMANY W			5692	3397	
344 ITALY			320	84	
347 JAPAN			4475	1570	
354 NETHRLNDS	172	90	531	185	
375 SWEDEN			171	83	
376 SWITZRLND			369	234	
400 U STATES	1118379	323648	7365861	2169742	
	1120950	325607	7402640	2190435	
MILK BOTTLE CAPS OF PAPER					4244
400 U STATES		81		6008	
		81		6008	
PAPER TUBES AND CONES FOR YARN	LB				4245
100 U KINGDOM	5421	3639	13687	6921	
306 BELGIUM			5412	1734	
335 GERMANY W	3598	1409	19457	11439	
400 U STATES	12588	3246	160784	61875	
	21607	8294	199340	81969	
PAPER PATTERNS BOOT AND SHOE					4246
400 U STATES		6208		19949	
		6208		19949	
POCKET SPUTUM CUPS AND REFILLS					4247
400 U STATES				1074	
				1074	
TWINE OR YARN OF PAPER	LB				4248
400 U STATES	41033	10035	561679	127258	
	41033	10035	561679	127258	
WINDOW BLINDS OF PAPER					4251
MANUFACTURES OF PAPER N O P					4252
100 U KINGDOM		25049		199756	
231 HONG KONG		382		1651	
305 AUSTRIA		172		3734	
306 BELGIUM		1325		2693	
318 DENMARK		660		7538	
322 EGYPT				426	
327 FRANCE		301		4826	
335 GERMANY W		8466		35680	
344 ITALY		727		1826	
347 JAPAN		4120		20654	
354 NETHRLNDS		1447		7163	
359 NORWAY				557	
360 ISRAEL				2000	
375 SWEDEN		1268		2267	
376 SWITZRLND		513		2354	
389 IRELAND				78	
390 GERMANY E		226		560	
400 U STATES		544992		3653869	
		589648		3947632	
PAPER CORES	LB				4253
400 U STATES	245448	21057	1700963	155440	
	245448	21057	1700963	155440	
PAPER CUPS DISHES TABLEWARE					4254
100 U KINGDOM				1215	
347 JAPAN		336		336	
400 U STATES		49068		297723	
		49404		299274	
PAPER DOILIES AND LACE PAPER	LB				4255
100 U KINGDOM	11583	6258	62851	35449	
400 U STATES	39811	18434	294555	126688	
	51394	24692	357406	162137	
PAPER NOVELTIES FLOWERS GAMES					4256
100 U KINGDOM		2766		18410	
231 HONG KONG				83	
318 DENMARK				1930	
327 FRANCE				445	
335 GERMANY W		3139		7218	
347 JAPAN		17748		106316	
352 MEXICO				4449	
354 NETHRLNDS		389		3146	
390 GERMANY E		3981		23043	
400 U STATES		13935		106616	
		41958		271656	
PAPER PATTERNS N O P					4257
100 U KINGDOM				277	
306 BELGIUM				173	
327 FRANCE				769	
400 U STATES		36750		234212	
		36750		235431	
SHIPPING CONTAINERS	LB				4258
100 U KINGDOM			1000	90	

IMPORTS INTO CANADA FOR CONSUMPTION

Articles and Countries from which Imported	MONTH OF JULY 1956		SEVEN MONTHS ENDED JULY 1956		Class Number
	Quantities	Values (\$)	Quantities	Values (\$)	
335 GERMANY W			1926	123	
400 U STATES	1756816	184809	6286175	745371	
TRAYS FOR PACKAGING APPLES	1756816	184809	6289101	745584	4259
LB					
400 U STATES	120450	15103	270935	34045	
PAPER MATCHES	120450	15103	270935	34045	4260
100 U KINGDOM				105	
316 CUBA				868	
344 ITALY		1287		4794	
359 NORWAY				516	
400 U STATES		37360		158320	
ARTISTS PROOF ETCHINGS		38647		164603	
335 GERMANY W		628		628	4261
376 SWITZRLND				349	
400 U STATES		163		1118	
ADMIRALTY CHARTS MANUSCRIPTS		791		2095	
100 U KINGDOM		288		1442	4262
327 FRANCE		81		971	
335 GERMANY W		246		246	
354 NETHRLNDS				372	
400 U STATES		15217		49761	
BLUEPRINTS NOP AND HYDRO PLANS		15832		52792	
100 U KINGDOM		3826		36596	4263
224 JAMAICA				4500	
234 AUSTRALIA				817	
327 FRANCE				2276	
335 GERMANY W				2874	
354 NETHRLNDS		119		665	
359 NORWAY				139	
376 SWITZRLND				1154	
400 U STATES		425934		2741316	
MUSIC FOR MECHANICAL PIANOS		429879		2790337	
400 U STATES		381		3454	4264
MUSIC PRINTED		381		3454	
100 U KINGDOM		1041		9289	4265
234 AUSTRALIA				80	
306 BELGIUM		75		75	
327 FRANCE		1465		6195	
344 ITALY				62	
400 U STATES		14974		140422	
NEWSPAPER OR COMIC SECTIONS		17555		156123	
400 U STATES		64547		491167	4266
MAGAZINES NEWSPAPERS UNBOUND		64547		491167	
100 U KINGDOM		14684		97223	4267
231 HONG KONG		390		2986	
234 AUSTRALIA				92	
306 BELGIUM		3039		36502	
327 FRANCE		35216		355640	
335 GERMANY W		507		1017	
336 GREECE				166	
344 ITALY		1869		12198	
347 JAPAN		306		568	
354 NETHRLNDS		50		50	
375 SWEDEN				175	
376 SWITZRLND		1105		4850	
400 U STATES		2207335		14883238	
PHOTOGRAPHS NEWS ILLUSTRATION		2264501		15394705	
400 U STATES		1501		13857	4268
PHOTOGRAPHS CHROMOS N O P		1501		13857	
100 U KINGDOM		2393		20376	4269
224 JAMAICA				286	
231 HONG KONG		188		549	
305 AUSTRIA				137	
306 BELGIUM				263	
318 DENMARK				178	
327 FRANCE		295		2490	
335 GERMANY W		1366		3878	
344 ITALY				696	
347 JAPAN		2544		20925	
352 MEXICO		223		1238	
354 NETHRLNDS		3746		5224	
375 SWEDEN				249	
376 SWITZRLND				4119	
389 IRELAND				168	
390 GERMANY E		928		1011	
400 U STATES		206640		1570527	
PHOTOGRAPHS FOR REPRDDUCTION		218323		1634314	
100 U KINGDOM				351	4271
400 U STATES		19457		94605	
TRANSFERS DECALCOMANIA		19457		94956	
100 U KINGDOM		515		10207	4272
327 FRANCE				1700	
400 U STATES		25042		193620	
		25557		205527	

IMPORTS INTO CANADA FOR CONSUMPTION

Articles and Countries from which Imported	MONTH OF JULY 1956		SEVEN MONTHS ENDED JULY 1956		Class Number
	Quantities	Values (\$)	Quantities	Values (\$)	
PAPER FOR DUPLICATING MACHINES	LB				4 290
400 U STATES	6 4326	40530	605507	273161	
	6 4326	40530	605507	273161	
ADVERTISING AND PRINTED MATTER	LB				4 291
100 U KINGDOM	3 6709	36059	2 31231	25 4910	
207 UN SO AFR			175	123	
231 HONG KONG	72	63	987	929	
234 AUSTRALIA	393	348	1323	1723	
236 NEW ZEAL			343	237	
305 AUSTRIA	233	138	400	288	
306 BELGIUM	586	889	1575	1940	
318 DENMARK	405	528	2032	1195	
327 FRANCE	3455	4483	17870	17543	
335 GERMANY W	5867	6607	64332	56860	
344 ITALY	1522	1489	9617	5762	
347 JAPAN	322	337	690	731	
354 NETHRLNDS	1899	1532	11592	13747	
359 NORWAY			183	191	
372 SPAIN			510	226	
375 SWEDEN	400	572	9397	7636	
376 SWITZRLND	2501	2733	16420	16959	
380 USSR			120	90	
400 U STATES	449535	476294	4148951	4346176	
	503899	532072	4517748	4727266	
PRINTED MATTER NOP					4 292
100 U KINGDOM		5214		37389	
231 HONG KONG				64	
327 FRANCE		188		1257	
335 GERMANY W		1438		5888	
344 ITALY		145		2046	
347 JAPAN		2320		16220	
354 NETHRLNDS				928	
359 NORWAY				50	
376 SWITZRLND		68		1378	
381 ALASKA		599		599	
390 GERMANY E				4463	
400 U STATES		209736		1664120	
		219708		1734402	
CARDS FOR PLAYING	PACK				4 293
100 U KINGDOM	5434	2723	9270	4664	
305 AUSTRIA			180	54	
344 ITALY	1000	257	2712	940	
347 JAPAN	100	57	540	188	
400 U STATES	7730	7798	43511	30361	
	14264	10835	56213	36207	
HAND MADE DRAWINGS OR DESIGNS					4 294
100 U KINGDOM				121	
327 FRANCE				60	
400 U STATES		262		16923	
		262		17104	
LABELS TAGS TICKETS					4 295
100 U KINGDOM		10558		41733	
224 JAMAICA				224	
231 HONG KONG				84	
232 MALTA		189		189	
234 AUSTRALIA		53		903	
318 DENMARK				65	
327 FRANCE		225		915	
335 GERMANY W		158		1183	
344 ITALY				333	
347 JAPAN		1069		1379	
352 MEXICO				50	
354 NETHRLNDS				400	
376 SWITZRLND				75	
400 U STATES		98374		647644	
		110626		695177	
PICTORIAL POST CARDS FOLDERS	LB				4 296
100 U KINGDOM	1086	2091	4105	6984	
231 HONG KONG			30	94	
318 DENMARK	119	170	119	170	
327 FRANCE	1181	1584	3361	4562	
335 GERMANY W	50	63	86	166	
344 ITALY	58	58	359	1176	
347 JAPAN			1874	1052	
360 ISRAEL			414	580	
376 SWITZRLND	170	385	319	925	
400 U STATES	150414	132336	716920	661467	
	153078	136687	727587	677176	
BIBLES PRAYER BOOKS HYMN BOOKS					4 301
100 U KINGDOM		74718		302873	
231 HONG KONG				107	
305 AUSTRIA				291	
306 BELGIUM		17936		200130	
317 CZECHO S		528		528	
327 FRANCE		17225		124241	
335 GERMANY W		397		15409	
344 ITALY		12519		47761	
347 JAPAN				112	
352 MEXICO		548		548	
354 NETHRLNDS				1868	
360 ISRAEL				672	
365 POLAND		1400		3500	
372 SPAIN				1522	
375 SWEDEN				239	
376 SWITZRLND		76		2479	
389 IRELAND				168	

IMPORTS INTO CANADA FOR CONSUMPTION

Articles and Countries from which Imported	MONTH OF JULY 1956		SEVEN MONTHS ENDED JULY 1956		Class Number
	Quantities	Values (\$)	Quantities	Values (\$)	
400 U STATES		167755		1275992	
BLANK BOOKS RULED OR PLAIN		293102		1978440	4302
100 U KINGDOM				375	
215 INDIA				150	
347 JAPAN				491	
400 U STATES		389		7060	
BOOKS OVER 12 YEARS OLD		389		8076	4303
100 U KINGDOM		258		1381	
400 U STATES		719		4174	
TEXT BOOKS FOR SCHOOLS COLLEGE		977		5555	4305
100 U KINGDOM		8976		48312	
231 HONG KONG				66	
234 AUSTRALIA		66		66	
305 AUSTRIA				244	
306 BELGIUM		381		4234	
318 DENMARK				156	
327 FRANCE		14094		54093	
335 GERMANY W				2192	
341 ICELAND				450	
344 ITALY		600		3166	
354 NETHRLNDS		685		802	
365 POLAND				375	
370 ROUMANIA		189		189	
376 SWITZRLND				720	
400 U STATES		431340		2471863	
BOOKS NOVELS FICTION		456331		2586928	4306
100 U KINGDOM		2491		8536	
400 U STATES		18065		73079	
BOOKS SCIENCE FOR LIBRARIES		20556		81615	4307
100 U KINGDOM		12697		98481	
236 NEW ZEAL		269		269	
306 BELGIUM		818		8170	
318 DENMARK		100		156	
327 FRANCE		2723		33460	
335 GERMANY W		8490		14161	
344 ITALY		216		1205	
347 JAPAN		188		523	
354 NETHRLNDS		1555		3435	
375 SWEDEN				1153	
376 SWITZRLND		1645		2989	
380 USSR		55		55	
400 U STATES		470866		3096151	
BOOKS GOVERNMENT ASSOCIATION		499622		3260208	4308
100 U KINGDOM		4281		47676	
217 CEYLON				450	
224 JAMAICA				90	
234 AUSTRALIA				538	
306 BELGIUM		64		289	
327 FRANCE		1509		15723	
335 GERMANY W		634		5032	
344 ITALY		12703		29788	
352 MEXICO				270	
354 NETHRLNDS		128		179	
376 SWITZRLND		100		100	
381 ALASKA				60	
389 IRELAND				144	
400 U STATES		14788		155316	
FREIGHT RATES FOR RAILWAYS		34207		255655	4309
100 U KINGDOM		1434		5049	
234 AUSTRALIA				66	
327 FRANCE				159	
335 GERMANY W				657	
354 NETHRLNDS				453	
400 U STATES		3280		25347	
BOOKS PRINTED PERIODICALS NOP		4714		31731	4310
100 U KINGDOM		175820		885128	
234 AUSTRALIA				109	
305 AUSTRIA				221	
306 BELGIUM				163	
327 FRANCE				644	
335 GERMANY W		147		1620	
344 ITALY				254	
347 JAPAN		107		205	
354 NETHRLNDS		54		9336	
376 SWITZRLND				64	
380 USSR		94		1016	
400 U STATES		626416		4967742	
BOOKS FOREIGN LANGUAGE		802638		5866502	4311
100 U KINGDOM		55		17184	
231 HONG KONG				1137	
304 ARGENTINA				209	
305 AUSTRIA				73	
306 BELGIUM		22192		130310	
317 CZECHOS		204		451	
318 DENMARK		100		373	
326 FINLAND		114		234	
327 FRANCE		142832		764168	

IMPORTS INTO CANADA FOR CONSUMPTION

Articles and Countries from which Imported	MONTH OF JULY 1956		SEVEN MONTHS ENDED JULY 1956		Class Number
	Quantities	Values (\$)	Quantities	Values (\$)	
335 GERMANY W		2089		14582	
336 GREECE				80	
340 HUNGARY		338		1621	
341 ICELAND				190	
344 ITALY		359		6807	
347 JAPAN		67		610	
353 MOROCCO				3312	
354 NETHRLNDS		3710		24529	
375 SWEDEN		2297		3879	
376 SWITZRLND		261		5074	
380 USSR				1603	
388 YUGO SLAV				551	
400 U STATES		39205		168286	
		213823		1145263	

IMPORTS INTO CANADA FOR CONSUMPTION

Articles and Countries from which Imported	MONTH OF JULY 1956		SEVEN MONTHS ENDED JULY 1956		Class Number
	Quantities	Values (\$)	Quantities	Values (\$)	
GROUP 5					
IRON AND ITS PRODUCTS					
IRON ORE	309 BRAZIL 350 LIBERIA 400 U STATES	TON 22198 271333	53053 22579 1998463	631660 272612 15106739	5001
		613644 4623847	2074095 16011011		
FERRO TUNGSTEN	100 U KINGDOM 400 U STATES	CWT 455 36191	1136 5	177819 1505	5010
		455 36191	1141	179324	
PIG IRON FOR AGRIC IMPLEMENTS	400 U STATES	TON	610	40328	5011
			610	40328	
PIG IRON M O P	100 U KINGDOM 234 AUSTRALIA 400 U STATES	TON	122 1275	8076 78347	5012
		170 10631	4856	284616	
		170 10631	6253	371039	
FERRO MANG UNDER	1 PC SILICON 327 FRANCE 347 JAPAN 400 U STATES	CWT	1110 1123 1123	18988 18881 18881	5013
		5830 95830	31541 33774	584878 622747	
SILICO MANG OVER	1 PC SILICON 347 JAPAN 400 U STATES	CWT	1115 11226	18439 225369	5014
		2765 60901	12341	243808	
FERRO SILICON	375 SWEDEN 400 U STATES	CWT	88 8252	1285 122564	5015
		1896 28976	8340	123849	
ALLOYS M O P FOR MFR OF STEEL	100 U KINGDOM 205 RHOO NYAS 327 FRANCE 335 GERMANY W 347 JAPAN 388 YUGO SLAV 400 U STATES	CWT	3728 2154 2055 500 1102 553	292479 46650 45532 11427 18270 12260	5018
		7209 200206	64412 74504	1907358 2333976	
BILLETS BESSEMER FOR TUBES		TON			5019
INGOTS COGGED 8 L OOMS	100 U KINGDOM 335 GERMANY W 375 SWEODEN 400 U STATES	TON	1 16 40	5418 4944 1762	5020
		2 430	5	1762	
		211 25035	1415	100343	
		214 25620	1476	112467	
INGOTS NOT LESS THAN 3 CTS LB	400 U STATES	TON	424	546018	5021
		424	3451	546018	
INGOTS FOR FORGINGS	400 U STATES	TON	90	168855	5022
		90	1414	168855	
SPONGE IRON	400 U STATES	TON	92	13819	5024
			92	13819	
CAST SCRAP	381 ALASKA 400 U STATES	TON	20 632	632	5031
		2470 82682	38912	1473483	
		2490 83314	38932	1474115	
WROUGHT SCRAP	100 U KINGDOM 220 BERMUOA 221 8 GUIANA 236 NEW ZEAL 381 ALASKA 400 U STATES	TON	3 7 1 22 48	85 150 138 3923 1485	5032
		52257 2614310	399702	18522772	
		52313 2616083	399783	18522853	
TIN PLATE SCRAP	400 U STATES	TON	173	22293	5033
		173	859	22293	
AXLES FOR RAILWAY VEHICLES	100 U KINGDOM 400 U STATES			1239 80837	5041
				82076	
AXLES FOR VEHICLES N O P	100 U KINGDOM 400 U STATES			426 420114	5042
				420540	
AXLES N O P	100 U KINGDOM 400 U STATES			1114 237540	5043
				238654	
CASTINGS FOR AGRIC IMPLEMENTS	100 U KINGDOM 306 BELGIUM 375 SWEODEN 400 U STATES			1303 16833 51	5044
				228029	
				246286	

IMPORTS INTO CANADA FOR CONSUMPTION

Articles and Countries from which Imported	MONTH OF JULY 1956		SEVEN MONTHS ENDED JULY 1956		Class Number
	Quantities	Values (\$)	Quantities	Values (\$)	
INGOT MOULDS FOR STEEL 400 U STATES		47863		1247484	5045
MOULDS N O P 327 FRANCE 400 U STATES		47863		1247484	
				1717	5046
		27879		217860	
		27879		219577	
CASTINGS MALLEABLE N O P ROUGH 100 U KINGDOM 335 GERMANY W 400 U STATES	CWT		1106	18769	5047
			113	1870	
	4198	92803	28950	570434	
	4198	92803	30169	591073	
CASTINGS NONMALLEABLE N O P RGH 100 U KINGDOM 400 U STATES	CWT		175	8673	5048
	14	835	42439	425730	
	3685	35402	42614	434403	
	3699	36237			
CASTINGS OF STEEL N O P ROUGH 100 U KINGDOM 327 FRANCE 359 NORWAY 400 U STATES	CWT		17	1026	5049
	9	496	503	8933	
			1327	28930	
	4880	108219	41716	949428	
	4889	108715	43563	988317	
FORGINGS N O P 100 U KINGDOM 335 GERMANY W 344 ITALY 400 U STATES		31009		103634	5050
		1897		1897	
		1030		1030	
		178254		1163197	
		212190		1269758	
FORGINGS HOLLOW AND 20 TONS 100 U KINGDOM 335 GERMANY W 400 U STATES		63205		208174	5051
		23000		23000	
		23893		339575	
		110098		570749	
PISTON RING CASTINGS ROUGH 100 U KINGDOM 400 U STATES		1423		6713	5052
		5274		53939	
		6697		60652	
CASTINGS FOR RAILWAY VEHICLES 400 U STATES		9781		44477	5054
		9781		44477	
TIRES STEEL ROUGH RAILWAY 100 U KINGDOM 400 U STATES	CWT		39890	418741	5055
	4180	45539	2286	22054	
	371	4436			
	4551	49975	42176	440795	
FORGINGS FOR SURGICAL INSTR STEEL WHEELS FOR RAILWAYS 100 U KINGDOM 400 U STATES		308937		2129608	5056
		3705		115445	5057
		312642		2245053	
FORGED GOLF CLUB HEADS 400 U STATES		3122		22889	5058
		3122		22889	
SEMI FINISHED PISTON CASTINGS 400 U STATES		1138		15224	5059
		1138		15224	
BARS BILLETS HOT ROLLED N O P 400 U STATES	CWT		9019	32996	5071
	474	1868			
	474	1868	9019	32996	
BARS BILLETS COLD ROLLED N O P 100 U KINGDOM 305 AUSTRIA 306 BELCIUM 335 GERMANY W 375 SWEDEN 400 U STATES	CWT		36339	299321	5072
	9947	79860	68	1835	
	18	282	4738	26648	
	1102	8819	1014	7122	
	638	1010	192	1383	
	192	1383			
	12045	134077	149081	1564648	
	23942	225431	191432	1900957	
BARS BILLETS H R 4CTS AND OVER 100 U KINGDOM 305 AUSTRIA 306 BELGIUM 327 FRANCE 335 GERMANY W 347 JAPAN 375 SWEDEN 400 U STATES	CWT		113394	924125	5073
	24886	175951	1001	17958	
	326	5885	170875	909899	
	30771	168579	11954	70361	
	1527	10352	7370	44425	
	1192	6747	4552	29328	
	400	2476	5268	59569	
	347	2476	814321	5919209	
	3828	19713			
	78365	618016			
	141295	1007719	1128735	7974874	
BARS BILLETS HAMMERED N O P 100 U KINGDOM 381 ALASKA 400 U STATES	CWT		123	1358	5074
			22	336	
	159	2805	1126	28640	
	159	2805	1271	30334	
BARS HOT ROLLED FOR SHAFTING	CWT				5075
BARS SHEETS STRIP FOR SHOVELS 400 U STATES	CWT				5076
	2873	16648	19451	116328	
	2873	16648	19451	116328	
BARS RODS FOR AGRIC IMPLEMENTS 400 U STATES	CWT				5077
	12931	92371	211069	1438117	
	12931	92371	211069	1438117	
RAILWAY RAILS N O P 100 U KINGDOM 306 BELGIUM 335 GERMANY W 354 NETHRLNDS 400 U STATES	TON				5078
	5103	452825	19080	1684429	
	174	16626	551	53064	
	243	22605	908	92724	
	63	6422	132	13445	
	314	23016	2862	296034	
	5897	521494	23533	2139696	

IMPORTS INTO CANADA FOR CONSUMPTION

Articles and Countries from which Imported	MONTH OF JULY 1956		SEVEN MONTHS ENDED JULY 1956		Class Number
	Quantities	Values (\$)	Quantities	Values (\$)	
STEEL GROOVED TRAMWAY RAILS 400 U STATES	TON		563	70033	5079
			563	70033	
BARS HOT R ROUNDS AND SQUARES 100 U KINGDOM 305 AUSTRIA 306 BELGIUM 400 U STATES	CWT	1012 162	6805 39 39	53688 638 195	5081
		2681	34389	242401	
		2742	41272	296922	
RODS FOR HORSESHOE NAILS	CWT				5101
RODS FOR MANUFACTURE OF CHAIN 400 U STATES	CWT	2786	5208	32064	5102
		449	5208	32064	
RODS NOT OVER 375 IN FOR WIRE 100 U KINGDOM 306 BELGIUM 335 GERMANY W 400 U STATES	CWT	33747 65810 42398 6993	29335 61822 61298 11144	143403 307655 332340 136651	5103
		28982	163599	920049	
WELDING RODS OF ALL KINDS 100 U KINGDOM 335 GERMANY W 376 SWITZRLND 381 ALASKA 400 U STATES	CWT	825 450 801	537 314 12 9	15404 26162 801 315	5104
		12889	98143	2442642	
		12940	99015	2485324	
BLANKS FOR MILLING CUTTERS 400 U STATES	CWT		27	3587	5111
			27	3587	
STRIP HOT R 080 INCH OR LESS 400 U STATES	CWT	6414	3003	13954	5112
		1374	3003	13954	
STRIP HOT R OVER 080 INCH 306 BELGIUM 327 FRANCE 400 U STATES	CWT	913	1134 1654 5748	5328 7814 26163	5113
		191	8536	39305	
STRIP COLD R 080 INCH OR LESS 100 U KINGDOM 306 BELGIUM 335 GERMANY W 354 NETHRLNDS 375 SWEDEN 400 U STATES	CWT	37783 1819	15072 192 9 55	110076 1819 117 959	5114
		310	3096	94840	
		4344	82369	1009383	
		9990	100793	1217194	
STRIP COLD R OVER 080 INCH 100 U KINGDOM 400 U STATES	CWT		254	2065	5115
		2202	18393	234405	
		2202	18647	236470	
STRIP HOT R FOR COLD ROLLING 400 U STATES	CWT		1308	8330	5116
			1308	8330	
STRIP FOR MANUFACTURE OF MATS	CWT				5117
STRIP COLD ROLLED FOR DOORS 100 U KINGDOM	CWT		2038	23224	5118
			2038	23224	
HOOP TAG METAL FOR LACES 400 U STATES				405	5119
				405	
HOOP STEEL FOR COOPERAGE 100 U KINGDOM 400 U STATES	CWT	1039	1004	7623	5120
		2656	15291	124648	
		2809	16295	132271	
PLATES 66 INCHES WIDE OR LESS 100 U KINGDOM 306 BELGIUM 312 CHILE 327 FRANCE 335 GERMANY W 400 U STATES	CWT	867 2560 91324	15076 16168 62542 660 4029	71784 77358 296160 3762 17132	5121
		23290	116095	583919	
		46446	214570	1050115	
PLATES OVER 66 INS LESS 78 INS 100 U KINGDOM 306 BELGIUM 335 GERMANY W 400 U STATES	CWT	162 5962	9387 28395 1123	43490 132611 5413	5122
		3718	97438	481165	
		5032	136343	662679	
PLATES FLANGED CURVED N O P 400 U STATES	CWT	48891	40521	600707	5123
		3242	40521	600707	
PLATES FOR BOILERS DIGESTERS 400 U STATES	CWT	92315	100288	745900	5124
		11958	100288	745900	
PLATES STEEL CHEQUER SURFACE 100 U KINGDOM 400 U STATES	CWT		4613	28327	5125
		13756	179979	1063866	
		13756	184592	1092193	
SHEETS OVER 080 INCH THICK N O P 100 U KINGDOM 312 CHILE 381 ALASKA 400 U STATES	CWT		4013 115 12	18424 546 147	5126
		15793	132991	793391	
		15793	137131	812508	

IMPORTS INTO CANADA FOR CONSUMPTION

Articles and Countries from which imported	MONTH OF JULY 1956		SEVEN MONTHS ENDED JULY 1956		Class Number
	Quantities	Values (\$)	Quantities	Values (\$)	
SHEETS 080 INCH OR LESS N O P 100 U KINGDOM 306 BELGIUM 400 U STATES	CWT 28601	204819	241012 1103	1695208 7917	5127
	72296	458955	934203	5925978	
	100897	663774	1176318	7629103	
SHEET OR STRIP FOR TIN PLATE 400 U STATES	CWT		1084	2952	5128
			1084	2952	
SHEETS FOR MFR OF HOLLOW WARE 100 U KINGDOM 400 U STATES	CWT 3255	24930	42947	318857	5129
	12085	89336	149132	1063892	
	15340	114266	192079	1382749	
SHEETS BLUE FOR HEATING APP 100 U KINGDOM	CWT 568	4335	568	4335	5130
	568	4335	568	4335	
SHEETS 075 SILICON FOR ELEC APP 100 U KINGDOM 375 SWEDEN 400 U STATES	CWT		42	989	5131
			56	1361	
	44587	652249	415768	6257238	
	44587	652249	415866	6259588	
SHEETS 50 PER POUND OR OVER 100 U KINGDOM 306 BELGIUM 312 CHILE 317 CZECHOS 327 FRANCE 335 GERMANY W 340 HUNGARY 347 JAPAN 354 NETHRLNDS 375 SWEDEN 390 GERMANY E 400 U STATES	CWT 105020	661113	524344	3296701	5132
	19245	118469	123508	732962	
			5063	37978	
	18013	134271	18013	134271	
	5855	34768	26907	166296	
	25629	163440	122942	789669	
			2975	22852	
	9203	65797	120206	758143	
	8626	53393	14761	92166	
	45	911	92	2016	
	257686	1822550	2283	14958	
	449322	3054712	2725390	18572158	
			3686484	24620170	
SHEETS RUST PROOF OVER 5 CTS 100 U KINGDOM 306 BELGIUM 327 FRANCE 335 GERMANY W 375 SWEDEN 400 U STATES	CWT 4323	207158	26247	1222155	5133
			2865	18376	
			2203	13811	
	223	13494	80	3227	
	24834	608730	3404	172538	
	29380	829382	163587	5486667	
			198386	6916774	
SHEETS CORRUGATED AND PEBBLED 100 U KINGDOM 400 U STATES	CWT 769	8167	4549	47615	5134
	15050	128561	123690	999747	
	15819	136728	128239	1047362	
SHEETS COATED WITH PAINT TAR 335 GERMANY W 400 U STATES	CWT		117	1524	5135
	20702	220494	180003	1830407	
	20702	220494	180120	1831931	
SHEETS COATED WITH ENAMEL 400 U STATES	CWT		2072	31339	5136
			2072	31339	
SHEETS COATED WITH TIN 100 U KINGDOM 400 U STATES	CWT 456	6880	3336	52067	5137
	5500	62617	57677	543402	
	5956	69497	61013	595469	
SHEETS COATED WITH METAL N O P 100 U KINGDOM 335 GERMANY W 400 U STATES	CWT 98	1854	346	6551	5139
	20	629	666	13083	
	3549	76928	27947	531464	
	3667	79411	28959	551098	
SHEETS COATED WITH ZINC N O P 100 U KINGDOM 306 BELGIUM 335 GERMANY W 347 JAPAN 400 U STATES	CWT 806	6568	16916	137814	5140
			296	3503	
			12	647	
			585	5393	
	15611	152143	222688	1999353	
	16417	158711	240497	2146710	
SHEETS FOR COATING WITH METALS	CWT				5141
SHEETS SHAPED FOR AGRIC IMPL 400 U STATES	CWT 2723	30672	17991	229609	5142
	2723	30672	17991	229609	
SHEETS FOR MFR BUCKLE CLASPS 100 U KINGDOM 400 U STATES	CWT 799	7095	2236	23706	5143
	81	1852	12767	148255	
	880	8947	15003	171961	
SHEETS COLD ROLLED FOR HINGES 400 U STATES	CWT 830	16652	4998	57655	5144
	830	16652	4998	57655	
SHEETS FOR MFR OF SADDLERY	CWT				5145
SHEETS TEMPERED FOR SAWS 100 U KINGDOM 375 SWEDEN 400 U STATES	CWT 15	650	164	6874	5146
	265	16059	1666	103059	
	178	9075	1974	111197	
	458	25784	3804	221130	
SHEETS NOT TEMPERED FOR SAWS 100 U KINGDOM 375 SWEDEN 400 U STATES	CWT 77	2114	626	17316	5147
	3308	99039	691	30757	
	3385	101153	28335	1066612	
			29652	1114685	

IMPORTS INTO CANADA FOR CONSUMPTION

93

Articles and Countries from which Imported	MONTH OF JULY 1956		SEVEN MONTHS ENDED JULY 1956		Class Number
	Quantities	Values (\$)	Quantities	Values (\$)	
SHEETS COLO ROLLEO FOR PIPE 100 U KINGDOM 400 U STATES	CWT 4763 4763	 39029 39029	 3387 84891 88278	 29530 544801 574331	5148
SKELP 14 INS OR LESS FOR PIPE 306 BELGIUM 335 GERMANY W 400 U STATES	CWT 20437 53365 73802	 103954 246941 350895	 53454 197391 1041594 1292439	 282626 1114046 5090199 6486871	5149
SKELP OVER 14 INS FOR PIPE 306 BELGIUM 400 U STATES	CWT 87172 87172	 468977 468977	 10991 721409 732400	 59077 3901929 3961006	5150
HOT R STRIP FOR MOTOR VEHICLES 400 U STATES	CWT 1382 1382	 10372 10372	 6838 6838	 49087 49087	5151
WROUGHT OR PUOOLED IRON BILLET	CWT				5152
HOOP STRIP BESSEMER FOR HINGES 400 U STATES	CWT		 2312 2312	 9976 9976	5153
PLATES 78 INCHES ANO OVER 100 U KINGDOM 400 U STATES	CWT 2882 2882	 13667 13667	 35699 75204 110903	 169012 358921 527933	5154
SHEETS COATED LEAD ANO TIN 100 U KINGDOM 400 U STATES	CWT 6034 6034	 48950 48950	 109 106867 106976	 1293 866721 868014	5157
ANGLES BEAMS 35 LBS OR OVER 100 U KINGDOM 306 BELGIUM 327 FRANCE 335 GERMANY W 359 NORWAY 400 U STATES	CWT 87739 69460 50865 20661 359 446108	 455687 403419 287931 113234 1101 1401317 2661588	 251106 337272 137573 47908 1101 2850642 3625602	 1264360 1825699 753785 253002 6889 17136686 21240421	5161
ANGLES BEAMS N O P 100 U KINGDOM 306 BELGIUM 327 FRANCE 335 GERMANY W 347 JAPAN 359 NORWAY 375 SWEODEN 400 U STATES	CWT 28366 275649 93057 3978 166 8585 237 156124 566162	 166921 1531976 513032 27850 970 49184 11097 1042056 3343086	 92677 1103107 379306 18857 108653 41991 330 1494773 3239694	 550190 6097935 2047582 112593 561031 255636 15306 9774008 19414281	5162
ANGLES DRILLED 100 U KINGDOM 335 GERMANY W 344 ITALY 400 U STATES	CWT 15393 745 3821 9859 29818	 193749 6686 36298 203439 440172	 18560 3281 18161 73133 113135	 231142 37167 167514 867903 1303726	5163
BEAMS UNDER 5 1 HALF LB PER YD 306 BELGIUM 400 U STATES	CWT 2926 2926	 19359 19359	 1648 64567 66215	 10291 391373 401664	5164
MASTS ANGLES PLATES FOR SHIPS 100 U KINGDOM 306 BELGIUM 312 CHILE 327 FRANCE 335 GERMANY W 347 JAPAN 400 U STATES	CWT 290 264 5157 14732 20443	 1821 1894 39959 94272 137946	 29398 2368 4851 3433 23778 38718 232664 335210	 191963 12500 23300 29214 165406 293649 1379458 2095490	5165
SASH OR CASEMENT SECTIONS 100 U KINGDOM 306 BELGIUM 400 U STATES	CWT 755 3374 4129	 4457 28714 33171	 8339 1292 38217 47848	 49925 8511 348001 406437	5166
SHAPES 35 LBS PER YARD OR OVER 100 U KINGDOM 306 BELGIUM 327 FRANCE 335 GERMANY W 344 ITALY 359 NORWAY 400 U STATES	CWT 628 11360 8059 791 1650 3764 29831 56083	 3555 65977 47008 4847 10695 22006 169067 323155	 2128 48853 16732 2318 1650 10391 214412 296484	 11703 283102 93626 14186 10695 62400 1341260 1816972	5167
SILL SECTIONS FOR RAILWAY CARS	CWT				5168
PIPE CAST 5 CTS PER LB OR LESS 100 U KINGDOM	CWT 34672 34672	 125337 125337	 327732 327732	 1177643 1177643	5181
PIPE CAST N O P 100 U KINGDOM 306 BELGIUM 335 GERMANY W 400 U STATES	CWT 2943 73 1885 4901	 17664 473 38068 56205	 27755 73 712 35397	 218852 473 4871 376590	5182
PIPE TUBES FOR BOILERS 100 U KINGDOM 335 GERMANY W	CWT 12962	 211672	 55836 1387	 684397 26039	5183

IMPORTS INTO CANADA FOR CONSUMPTION

Articles and Countries from which Imported	MONTH OF JULY 1956		SEVEN MONTHS ENDED JULY 1956		Class Number
	Quantities	Values (\$)	Quantities	Values (\$)	
375 SWEDEN	7	250	136	2398	
376 SWITZRLND			2039	24318	
400 U STATES	5689	138708	86860	1798849	
PIPE BEOSTEAD BRASS TRIMMINGS	18658	350630	146258	2536001	5184
	CWT				
PIPE WROUGHT 2 ONE HALF INCHES					5185
	CWT				
100 U KINGDOM	111	836	113	1234	
375 SWEDEN	30	465	30	465	
400 U STATES	553	5400	2162	29861	
	694	6701	2305	31560	
PIPE SEAMLESS 5 CTS PER LB NOP					5186
	CWT				
100 U KINGDOM	2042	60662	13098	440460	
335 GERMANY W	1	78	1	78	
375 SWEDEN	3740	44985	13228	231835	
400 U STATES	23544	543964	197038	4412468	
	29327	649689	223365	5084841	
PIPE WROUGHT OVER 10 1 HALF IN					5187
	CWT				
100 U KINGDOM	93321	547894	663973	3985872	
344 ITALY			127	2363	
400 U STATES	419335	3319601	2619699	20219725	
	512656	3867495	3283799	24207960	
PIPE WROUGHT LESS 10 1 HALF IN					5188
	CWT				
100 U KINGDOM	89878	615737	207191	1503613	
305 AUSTRIA			17	552	
306 BELGIUM			242	2226	
327 FRANCE	629	4267	7932	61220	
335 GERMANY W	39	1323	2920	24785	
344 ITALY			196	3322	
354 NETHRLNDS			407	4508	
375 SWEDEN	19	704	33	1920	
400 U STATES	34629	436754	376356	4248952	
	125194	1058785	595294	5851098	
TUBES WROUGHT COATED HALF INCH					5190
	CWT				
100 U KINGDOM			2	298	
400 U STATES	227	10459	3869	169725	
	227	10459	3871	170023	
PIPE WROUGHT N O P					5191
	CWT				
100 U KINGDOM	7	2413	5183	41487	
335 GERMANY W			111	3235	
375 SWEDEN			1	63	
376 SWITZRLND	20	1462	21	1541	
400 U STATES	10237	147723	138471	1741271	
	10264	151598	143787	1787597	
PIPE FITTINGS COUPLINGS N O P					5192
100 U KINGDOM		37928		323578	
335 GERMANY W		10828		80591	
347 JAPAN		38899		236599	
375 SWEDEN				197	
400 U STATES		554798		3491456	
		642453		4132421	
PIPE SEAMLESS COLO DR POLISHED					5193
	CWT				
100 U KINGDOM	47	2046	172	19891	
400 U STATES	78	2380	1220	19440	
	125	4426	1392	39331	
TUBING STEEL FOR FISHING ROOS					5194
	CWT				
CASING GAS WATER OR OIL WELL					5195
	CWT				
100 U KINGDOM	35371	337354	229581	1965829	
306 BELGIUM			41785	404761	
327 FRANCE	13404	135120	130692	1209319	
335 GERMANY W	18458	191425	85367	833838	
340 HUNGARY	337	3092	337	3092	
344 ITALY	7062	53129	78311	678279	
347 JAPAN	98103	909798	575871	5281146	
354 NETHRLNDS	3676	34123	8791	87612	
400 U STATES	150944	1599354	1042699	10250908	
	327355	3263395	2193434	20714784	
PIPE FITTINGS WELOING TYPE					5196
100 U KINGDOM		17015		210326	
335 GERMANY W		25937		149582	
347 JAPAN		2887		5972	
400 U STATES		205160		1239004	
		250999		1604884	
PIPE FOR WELDING TYPE FITTINGS					5197
	CWT				
400 U STATES	2763	58531	26064	533490	
	2763	58531	26064	533490	
WIRE BARBED FENCING					5201
	CWT				
100 U KINGDOM	196	1450	16641	129683	
306 BELGIUM	1172	7627	17210	113185	
327 FRANCE			2314	14407	
335 GERMANY W	232	1634	56008	250274	
354 NETHRLNDS	668	4263	668	4263	
400 U STATES	63	296	234	1490	
	2331	15270	93075	513302	
WIRE FLAT QUARTER INCH OR LESS					5203
	CWT				
100 U KINGDOM	336	4812	895	12406	
335 GERMANY W			15	251	
400 U STATES	969	17862	3587	71385	
	1305	22674	4497	84042	
WIRE ZINC COATED					5204
	CWT				
100 U KINGDOM	2516	21520	10086	93784	
306 BELGIUM	400	3046	5405	38342	
335 GERMANY W	805	10925	1215	13826	
347 JAPAN	50	310	318	1916	
400 U STATES	1029	19106	20486	309556	
	4800	54907	37510	457424	

IMPORTS INTO CANADA FOR CONSUMPTION

95

Articles and Countries from which Imported	MONTH OF JULY 1956		SEVEN MONTHS ENDED JULY 1956		Class Number
	Quantities	Values (\$)	Quantities	Values (\$)	
WIRE COATED NOP OR COVERED	CWT				5205
100 U KINGDOM	173	3217	669	17285	
306 BELGIUM			149	1649	
335 GERMANY W	108	1716	235	3259	
400 U STATES	693	15422	5508	180459	
	974	20355	6561	202652	
WIRE ROPE FOR RIGGING SHIPS	CWT				5206
335 GERMANY W			240	4455	
			240	4455	
WIRE ROPE CABLE NOP IRON STEEL	CWT				5207
100 U KINGDOM	3033	61193	20646	429358	
306 BELGIUM	265	3703	3538	38050	
335 GERMANY W	1007	16705	7237	119696	
344 ITALY			45	891	
347 JAPAN	56	808	777	11661	
354 NETHRLNDS	371	6408	5655	91364	
359 NORWAY			648	11688	
375 SWEDEN	25	588	97	2184	
400 U STATES	3242	114734	20669	609907	
	7999	204139	59312	1314799	
WIRE STEEL FOR UPHOL SPRINGS	CWT				5208
335 GERMANY W			24	290	
400 U STATES	7197	61603	40095	366575	
	7197	61603	40119	366865	
WIRE STEEL FOR CORSET STEELS	CWT				5209
100 U KINGDOM	10	387	316	11119	
400 U STATES	160	7174	1774	79759	
	170	7561	2090	90878	
WIRE STEEL FOR MFR WIRE ROPE	CWT				5210
100 U KINGDOM	30716	352937	176003	1985182	
306 BELGIUM	1110	13248	12516	29572	
335 GERMANY W	1064	20408	12127	141113	
400 U STATES	12412	174974	112230	1565036	
	45302	561567	302676	3720903	
WIRE ROPE STEEL COMML FISHING					5211
100 U KINGDOM		16123		132462	
354 NETHRLNDS				1618	
359 NORWAY				1856	
400 U STATES		584		1424	
		16707		137360	
WIRE STEEL FOR CARD CLOTHING	CWT				5212
100 U KINGDOM			30	1037	
400 U STATES			114	7407	
			144	8444	
WIRE ROPE CABLE STEEL USED	CWT				5213
100 U KINGDOM	162	306	162	306	
400 U STATES	4392	16122	22601	96762	
	4554	16428	22763	97068	
WIRE OF IRON OR STEEL N O P	CWT				5214
100 U KINGDOM	1497	22804	7419	106530	
306 BELGIUM	5015	29542	14921	115837	
318 DENMARK			130	2663	
327 FRANCE			2574	13104	
335 GERMANY W	18	431	4508	27596	
347 JAPAN	609	3510	2638	16127	
354 NETHRLNDS			3480	22144	
375 SWEDEN			1624	39836	
400 U STATES	11189	159987	125105	1631655	
	18328	216274	162399	1977492	
WIRE FENCING NOT LESS 080 INCH					5215
100 U KINGDOM		10491		70299	
306 BELGIUM		454		5073	
335 GERMANY W		3352		43451	
400 U STATES		1247		57849	
		15544		176672	
WIRE FENCING WOVEN N O P					5216
100 U KINGDOM				2252	
305 AUSTRIA		238		9695	
335 GERMANY W		71		4646	
400 U STATES		2890		18770	
		3199		75363	
WIRE NETTING FOR FUR FARMS					5217
100 U KINGDOM				17220	
400 U STATES		7667		77509	
		7667		94729	
WIRE SCREENS DOORS WINDOWS					5218
100 U KINGDOM		5736		53894	
335 GERMANY W		181		2336	
400 U STATES		11582		64628	
		17499		120858	
WIRE MESH IN ACETATE FILM					5219
100 U KINGDOM		2962		15359	
400 U STATES		709		9959	
		3671		25318	
WIRE CLOTH OR SCREEN OF IRON					5220
100 U KINGDOM		4511		10921	
335 GERMANY W		5393		54589	
347 JAPAN		6424		172647	
354 NETHRLNDS		695		7567	
400 U STATES		26968		226591	
		43991		472315	
WIRE NETTING OF IRON OR STEEL					5221
100 U KINGDOM		2875		24582	
305 AUSTRIA				11395	
306 BELGIUM		1115		28000	
327 FRANCE				13682	

IMPORTS INTO CANADA FOR CONSUMPTION

Articles and Countries from which Imported	MONTH OF JULY 1956		SEVEN MONTHS ENDED JULY 1956		Class Number
	Quantities	Values (\$)	Quantities	Values (\$)	
335 GERMANY W		110		30661	
354 NETHRLNDS		207		207	
400 U STATES		3773		107513	
		6080		216040	
WIRE RUSTPROOF FOR FISHING					5222
400 U STATES		1166		15793	
		1166		15793	
WIRE ROPE FOR WELL DRILLING					5223
100 U KINGDOM				6434	
335 GERMANY W		6559		26346	
354 NETHRLNDS		3824		9130	
400 U STATES		9565		150534	
		19948		192444	
WELDED WIRE FABRIC REINFORCING					5224
100 U KINGDOM	CWT	979	8140	2761	22940
306 BELGIUM		15227	90612	70119	438888
400 U STATES		4809	52623	51342	526740
		21015	151375	124222	988568
CABLE CHAIN FOR SHIPS					5231
100 U KINGDOM	CWT	960	13243	3950	64698
327 FRANCE		201	2527	201	2527
400 U STATES		47	948	1862	26037
		1208	16718	6013	93262
COIL CHAIN 9 EIGHTHS AND OVER					5232
100 U KINGDOM	CWT	669	7368	8852	56582
335 GERMANY W				992	2835
347 JAPAN		6	151	6	151
354 NETHRLNDS				11	161
366 PORTUGAL		30	200	30	200
400 U STATES		292	11211	3385	91269
		997	18930	13276	151198
COIL CHAIN UNDER 9 EIGHTHS IN					5233
100 U KINGDOM	CWT	260	5096	2962	54110
335 GERMANY W		332	3794	1003	13809
354 NETHRLNDS				19	391
400 U STATES		184	7426	2980	100958
		776	16316	6964	169268
SPRCKET CHAIN FOR AGRIC IMPL					5234
335 GERMANY W			11327		153723
400 U STATES			18939		542696
			30266		696419
SILENT CHAIN ROLLER CHAIN					5235
100 U KINGDOM			57256		329410
317 CZECHOS					804
335 GERMANY W			9860		55317
347 JAPAN			7476		21606
400 U STATES			175357		1081925
			249949		1489062
CHAINS N O P					5236
100 U KINGDOM			6871		58004
317 CZECHOS					2028
318 DENMARK					308
327 FRANCE					129
335 GERMANY W			2578		42329
376 SWITZRLND					1116
400 U STATES			84235		625455
			93684		729369
DIESEL ENGINE PARTS N O P					5240
100 U KINGDOM			129732		782340
305 AUSTRIA					871
318 DENMARK					7387
327 FRANCE			1640		5092
335 GERMANY W			2126		21132
344 ITALY					10560
347 JAPAN					1900
354 NETHRLNDS			4194		7232
359 NORWAY					790
375 SWEDEN			1156		18627
376 SWITZRLND			8077		37059
400 U STATES			960045		8007480
			1106970		8900470
BOILERS AND PARTS N D P					5241
100 U KINGDOM			5986		8054
354 NETHRLNDS			818		1512
359 NORWAY					306
361 PANAMA					338
400 U STATES			179155		1582910
			185959		1593120
AUTOMOBILE ENGINES AND PARTS					5242
100 U KINGDOM	NO		18475	19	248533
305 AUSTRIA					418
306 BELGIUM			393		393
327 FRANCE			900	2	900
335 GERMANY W			6834	35	78776
400 U STATES			1175	19882	8826816
			1177	19938	9155836
ENGINES DIESEL SEMI DIESEL					5243
100 U KINGDOM	NO	196	313179	2072	2432538
305 AUSTRIA				6	6637
318 DENMARK				5	4365
335 GERMANY W		13	12433	41	45455
347 JAPAN				18	27776
375 SWEDEN				12	15462
400 U STATES			260	2281	10797749
			469	4435	13329982

IMPORTS INTO CANADA FOR CONSUMPTION

97

Articles and Countries from which Imported	MONTH OF JULY 1956		SEVEN MONTHS ENDED JULY 1956		Class Number
	Quantities	Values (\$)	Quantities	Values (\$)	
ENGINES GAS MARINE AND PARTS	NO				5244
100 U KINGDOM	2	2549	16	15164	
335 GERMANY W	1	203	1	391	
400 U STATES	100	99343	606	678693	
	103	102095	623	694248	
ENGINES MOTOR TRUCK AND PARTS	NO				5245
100 U KINGDOM	11	4859	215	407016	
306 BELGIUM		387		387	
335 GERMANY W		670	117	32080	
354 NETHRLNDS			6	290	
400 U STATES	1275	1062233	12746	7779223	
	1286	1068149	13084	8218996	
ENGINES FISHING BOAT AND PARTS	NO				5246
100 U KINGDOM			5	2004	
400 U STATES	28	16335	122	97220	
	28	16335	127	99224	
PARTS OF AIRCRAFT ENGINES					5248
100 U KINGDOM		351876		2367339	
231 HONG KONG				113	
234 AUSTRALIA				6092	
317 CZECHO S				1857	
347 JAPAN		204		659	
354 NETHRLNDS				142	
381 ALASKA				400	
400 U STATES		1151046		9375613	
		1503126		11752215	
OUTBOARD MOTORS AND PARTS	NO				5250
100 U KINGDOM	22	2178	121	11361	
335 GERMANY W			1	198	
375 SWEDEN			9	785	
381 ALASKA		63		63	
400 U STATES	753	378862	9566	3806545	
	775	381103	9697	3818952	
ENGINES UP TO 1 AND 1 HALF H P	NO				5251
100 U KINGDOM			25	652	
400 U STATES	316	10853	3669	111010	
	316	10853	3694	111662	
ENGINES GAS N O P AND PARTS	NO				5252
100 U KINGDOM		3053	62	28356	
327 FRANCE	1	19004	1	19254	
335 GERMANY W	12	3084	14	7475	
381 ALASKA	1	50	2	125	
400 U STATES	9121	867598	82345	7728153	
	9135	892789	82424	7783363	
ENGINES STEAM N O P AND PARTS	NO				5253
100 U KINGDOM		3858	18	112103	
400 U STATES	22	79296	168	633838	
	22	83154	186	745941	
FIRE ENGINES MACHINES AND PTS	NO				5254
100 U KINGDOM	3	2178	29	38009	
400 U STATES	13	33936	129	301014	
	16	36114	158	339023	
LOCOMOTIVES RAILWAY N O P	NO				5255
400 U STATES	1	10973	23	172659	
	1	10973	23	172659	
LOCOMOTIVE CHASSIS TOPS WHEELS					5256
100 U KINGDOM		2598		40148	
306 BELGIUM				1394	
335 GERMANY W				2166	
375 SWEDEN				2277	
400 U STATES		284603		1762931	
		287201		1808916	
LOCOMOTIVES SAWMILL MINING	NO				5257
100 U KINGDOM	2	28961	26	291860	
335 GERMANY W		830		830	
400 U STATES	14	279038	98	1371702	
	16	308829	124	1664392	
ENGINES AIRCRAFT UP TO 200 HP	NO				5258
100 U KINGDOM			2	1000	
220 BERMUDA			1	250	
381 ALASKA	1	1700	1	1700	
400 U STATES	24	30832	186	250834	
	25	32532	190	253784	
ENGINES AIRCRAFT 201 TO 500 HP	NO				5259
100 U KINGDOM			1	12468	
400 U STATES	18	51850	155	464864	
	18	51850	156	477332	
ENGINES AIRCRAFT 501 TO 1000HP	NO				5260
400 U STATES	5	24464	37	289830	
	5	24464	37	289830	
ENGINES AIRCRAFT OVER 1000 HP	NO				5261
100 U KINGDOM	2	1500	32	864541	
352 MEXICO			2	21500	
383 HAWAII			1	7292	
400 U STATES	18	476796	330	6539477	
	20	478296	365	7432810	
CREAM SEPARATOR PARTS					5290
100 U KINGDOM				3154	
318 DENMARK				837	
326 FINLAND				3233	
335 GERMANY W		331		15770	
354 NETHRLNDS				843	
375 SWEDEN		762		24659	
400 U STATES		5704		47756	
		6797		96252	

IMPORTS INTO CANADA FOR CONSUMPTION

Articles and Countries from which Imported	MONTH OF JULY 1956		SEVEN MONTHS ENDED JULY 1956		Class Number
	Quantities	Values (\$)	Quantities	Values (\$)	
CREAM SEPARATORS					
100 U KINGDOM	NO		15	2696	5292
318 DENMARK			15	22449	
326 FINLAND	3	4058	6	9963	
335 GERMANY W	141	18824	637	76738	
375 SWEDEN	569	64661	5186	409657	
400 U STATES	238	36004	3712	673572	
	951	123547	9571	1195075	
MILK CLARIFIERS AND PARTS					
326 FINLAND				5836	5293
375 SWEDEN				19282	
400 U STATES				12457	
				37575	
MILKING MACHINES AND PARTS					
100 U KINGDOM		80		491	5294
375 SWEDEN				141	
400 U STATES		217647		1443513	
		217727		1444145	
PASTEURIZERS DAIRY AND PARTS					
100 U KINGDOM	NO				5295
236 NEW ZEAL	18	46637	57	179166	
335 GERMANY W			3	150	
375 SWEDEN		9720		8373	
400 U STATES	37	36062	531	48213	
	55	92419	591	268776	
				504678	
POWER DAIRY MACHINERY					
100 U KINGDOM		6320		56914	5296
318 DENMARK				5624	
335 GERMANY W		1320		34279	
354 NETHRLNDS				2500	
375 SWEDEN		97		97	
376 SWITZRLND		4274		30557	
400 U STATES		165238		1258666	
		177249		1388637	
FORKS PRONGED					
100 U KINGDOM	DOZ		119	1474	5301
335 GERMANY W	100	644	3251	18986	
400 U STATES	49	983	2501	51813	
	149	1627	5871	72273	
HARVESTERS AND PARTS					
100 U KINGDOM	NO			7421	5302
335 GERMANY W				7880	
400 U STATES	669	403064	1246	1943282	
	669	403064	1246	1958583	
HAY LOADERS AND PARTS					
400 U STATES	NO				5303
	147	26889	485	96825	
	147	26889	485	96825	
HAY TEDDERS AND PARTS					
400 U STATES	NO				5304
	1	150	1	150	
	1	150	1	150	
MOWING MACHINES AND PARTS					
100 U KINGDOM	NO				5305
335 GERMANY W	5	1157	32	9347	
400 U STATES	2	1335	12	4055	
	1262	363268	7115	2032160	
	1269	365760	7159	2045562	
POTATO DIGGERS PLANTERS PARTS					
100 U KINGDOM	NO		3	905	5306
327 FRANCE			1	155	
335 GERMANY W			2	196	
400 U STATES	84	40284	977	355571	
	84	40284	983	356827	
RAKES HORSE OR POWER AND PARTS					
100 U KINGDDM	NO		93	9667	5307
335 GERMANY W				105	
400 U STATES	1045	270515	7162	1938926	
	1045	270515	7255	1948698	
RAKES N O P					
100 U KINGDOM	DOZ		754	3610	5308
335 GERMANY W	30	148	441	2033	
347 JAPAN	48	215	5371	6657	
375 SWEDEN			25	405	
400 U STATES	661	4439	17866	123521	
	739	4802	24457	136226	
REAPERS AND PARTS					
SCYTHES					
100 U KINGDOM	DOZ		415	6104	5310
305 AUSTRIA	68	1366	1112	20259	
375 SWEDEN			290	4084	
400 U STATES	3	68	2521	35515	
	71	1434	4338	65962	
SICKLES OR REAPING HOOKS					
100 U KINGDOM	DOZ		307	1591	5311
400 U STATES	24	235	1045	7516	
	24	235	1352	9107	
CULTIVATORS SCUFFLERS AND PTS					
100 U KINGDOM		385		53319	5321
318 DENMARK				369	
335 GERMANY W				569	
344 ITALY				753	
347 JAPAN				428	
400 U STATES		449431		2427137	
		449816		2482575	
DRILLS SEED SEEDERS AND PARTS					
100 U KINGDOM		183		2274	5322
400 U STATES		7816		1106694	
		7999		1108968	

IMPORTS INTO CANADA FOR CONSUMPTION

Articles and Countries from which Imported	MONTH OF JULY 1956		SEVEN MONTHS ENDED JULY 1956		Class Number
	Quantities	Values (\$)	Quantities	Values (\$)	
HARROWS DISC AND PARTS 400 U STATES		36015		912675	5323
		36015		912675	
HARROWS AND PARTS N O P 100 U KINGDOM 335 GERMANY W 400 U STATES				14355	5324
				230	
		14538		339308	
		14538		353893	
HOES 100 U KINGDOM 305 AUSTRIA 335 GERMANY W 400 U STATES			002		5325
				576	
	10	93	113	247	
	92	380	92	380	
			3141	33237	
	102	473	3373	34440	
PLDUGHS DISC AND PARTS 100 U KINGDOM 400 U STATES				100	5326
		24956		553274	
		25056		553374	
PLOUGHS AND PARTS N O P 100 U KINGDOM 207 UN SO AFR 327 FRANCE 400 U STATES				5756	5327
		59		1957	
				135	
		205077		1709341	
		205136		1717189	
ROLLERS FARM OR LAWN AND PARTS 400 U STATES	NO				5328
	17	3045	2201	66883	
	17	3045	2201	66883	
FANNING MILL PEAVINERS AND PTS 400 U STATES	NO				5331
	165	141191	800	485702	
	165	141191	800	485702	
HARVESTER COMBINES AND PARTS 100 U KINGDOM 327 FRANCE 335 GERMANY W 400 U STATES	NO				5332
		3516		39779	
		1210		1210	
	1	3616	1	4440	
	565	1776251	1831	10182467	
	566	1784593	1832	10227896	
THRESHING MACHINE SEPARATORS 400 U STATES	NO				5333
	3	671	12	5699	
	3	671	12	5699	
THRESHING MACHINE PARTS 400 U STATES				269012	5334
		5517		269012	
		5517		269012	
ELECT GENERATORS FARM AND PTS 400 U STATES					5342
		3413		36849	
		3413		36849	
FODDER FEED CUTTERS AND PARTS 400 U STATES	NO				5343
	34	18069	254	144485	
	34	18069	254	144485	
FRUIT VEGETABLE GRAING MACH 100 U KINGDOM 335 GERMANY W 400 U STATES				1708	5344
		112		1110	
		41398		297694	
		41510		300512	
GRAIN HAY GRINOERS AND PARTS 100 U KINGDOM 400 U STATES	NO			172	5345
	164	61580	1102	328367	
	164	61580	1102	328539	
HAY PRESSES AND PARTS 100 U KINGDOM 335 GERMANY W 400 U STATES	NO				5346
		575		127952	
	40	30635	165	77861	
	1045	1159002	6574	8087700	
	1085	1190212	6739	8293513	
MANURE SPREADERS AND PARTS 100 U KINGDOM 400 U STATES	NO			174	5350
	258	84822	3196	1118638	
	258	84822	3196	1118812	
POST HDLE DIGGERS AND PARTS 400 U STATES	NO				5352
	430	17337	2394	103767	
	430	17337	2394	103767	
SPADES AND SHOVELS N O P 100 U KINGDOM 231 HONG KONG 335 GERMANY W 347 JAPAN 400 U STATES	DOZ				5353
	502	5630	4364	50595	
			22	150	
			44	562	
	502	6734	2291	24884	
	480	2245	3207	42037	
	1484	14609	9928	118228	
SPRAYING AND DUSTING MACHINES 100 U KINGDOM 318 DENMARK 335 GERMANY W 347 JAPAN 354 NETHRLNDS 376 SWITZRLND 400 U STATES				13142	5354
		1262		13600	
				1785	
		636		470	
				940	
				5976	
		160697		1865568	
		162595		1901481	
STUMPING MACHINES AND PARTS NO					5355
TRACTION DITCHING MACH AND PTS 100 U KINGDOM 400 U STATES	NO				5356
			1	12907	
	14	207456	75	919525	
	14	207456	76	932432	
TRACTORS INTERNAL COMBUSTION 100 U KINGDOM 335 GERMANY W 354 NETHRLNDS 375 SWEDEN	NO				5357
	60	218693	829	1766502	
	20	48045	44	107772	
			8	12425	
	6	1009	9	1615	

IMPORTS INTO CANADA FOR CONSUMPTION

Articles and Countries from which Imported	MONTH OF JULY 1956		SEVEN MONTHS ENDED JULY 1956		Class Number
	Quantities	Values (\$)	Quantities	Values (\$)	
381 ALASKA	4	39111	4	39111	
400 U STATES	2416	9975166	26581	72418142	
	2506	10282024	27475	74345567	
TRACTOR PARTS AND ACCESSORIES					5358
100 U KINGDOM		30718		344138	
327 FRANCE				383	
335 GERMANY W		1494		35914	
375 SWEDEN				141	
376 SWITZRLND		285		285	
381 ALASKA		10894		14082	
400 U STATES		3436301		29949192	
		3479692		30344135	
WINDMILLS AND PARTS					5361
400 U STATES		620		4178	
		620		4178	
PRUNING HOOKS SHEARS DEHORERS					5362
100 U KINGDOM				12037	
327 FRANCE				719	
335 GERMANY W		918		5170	
344 ITALY		2128		14575	
376 SWITZRLND				1757	
400 U STATES		3265		66245	
		6311		100503	
AGRIC IMPLEMENTS N O P AND PARTS					5363
100 U KINGDOM		2413		18005	
335 GERMANY W		1537		5174	
347 JAPAN				485	
354 NETHRLNDS		190		2473	
375 SWEDEN				2652	
400 U STATES		1559309		8345001	
		1563449		8373790	
KNIVES AND FORKS TABLE					5371
100 U KINGDOM		33318		167598	
215 INOIA		78		331	
305 AUSTRIA		300		4965	
318 DENMARK		705		9100	
327 FRANCE		1861		7227	
335 GERMANY W		9473		60325	
344 ITALY		1287		3442	
347 JAPAN		60260		328759	
352 MEXICO				77	
354 NETHRLNDS		1229		2263	
359 NORWAY				218	
375 SWEDEN		1438		7204	
376 SWITZRLNO				133	
400 U STATES		13482		125544	
		123431		717186	
POCKET KNIVES					5372
100 U KINGDOM		14542		145464	
305 AUSTRIA				414	
327 FRANCE		642		1904	
335 GERMANY W		16213		134932	
344 ITALY		1343		6400	
347 JAPAN		2331		14578	
354 NETHRLNDS				225	
375 SWEDEN				1060	
376 SWITZRLND		274		2115	
400 U STATES		9595		62817	
		44940		369909	
RAZORS N O P AND PARTS					5373
100 U KINGDOM		220		6090	
335 GERMANY W		1379		7336	
376 SWITZRLNO				499	
400 U STATES		19062		173352	
		20661		187277	
SAFETY RAZDR BLADES	002				5374
100 U KINGDOM		42916	1814	229495	25666
318 DENMARK		22333	864	44666	1732
335 GERMANY W		45666	1714	254396	13058
375 SWEDEN				500	116
400 U STATES		52033	7721	774241	52447
		162948	12113	1303298	93019
SCISSORS AND SHEARS N O P					5375
100 U KINGDOM		9463		117511	
216 PAKISTAN				1014	
327 FRANCE		1053		2143	
335 GERMANY W		27259		313269	
344 ITALY		2577		17199	
347 JAPAN		1860		9742	
354 NETHRLNDS				2104	
375 SWEDEN				52	
400 U STATES		21649		276637	
		63861		739671	
OTHER KNIVES N O P					5376
100 U KINGDOM		8002		48404	
215 INOIA		213		294	
231 HONG KONG				171	
318 DENMARK				204	
326 FINLAND				81	
327 FRANCE		785		5429	
335 GERMANY W		11818		79291	
344 ITALY		992		2029	
347 JAPAN		3134		14700	
375 SWEDEN		2174		10515	
376 SWITZRLNO		329		392	
400 U STATES		6721		58082	
		34168		219592	

IMPORTS INTO CANADA FOR CONSUMPTION

101

Articles and Countries from which Imported	MONTH OF JULY 1956		SEVEN MONTHS ENDED JULY 1956		Class Number
	Quantities	Values (\$)	Quantities	Values (\$)	
SPOONS					5377
100 U KINGDOM		3148		9188	
305 AUSTRIA		264		1247	
317 CZECHO S				225	
318 DENMARK		191		5247	
327 FRANCE				225	
335 GERMANY W		5660		33094	
344 ITALY		873		2828	
347 JAPAN		15669		132460	
354 NETHRLNDS		683		2192	
375 SWEDEN		627		3051	
400 U STATES		4369		65315	
		31484		255072	
KNIVES BUTCHER AND KITCHEN					5378
100 U KINGDOM		10181		121983	
327 FRANCE		1730		14755	
335 GERMANY W		8875		46689	
344 ITALY		1080		2744	
347 JAPAN		59		3686	
375 SWEDEN		220		950	
376 SWITZRLND				207	
400 U STATES		9770		120229	
		31915		311243	
HINGES AND BUTTS					5381
100 U KINGDOM	LB	43203	8582	361925	70960
306 BELGIUM		5226	1671	98386	27258
327 FRANCE				498	196
335 GERMANY W		86126	19613	393955	91539
344 ITALY				3600	479
347 JAPAN		75561	16211	376502	76107
354 NETHRLNDS				528	174
375 SWEDEN		5362	1331	48183	14299
376 SWITZRLND				763	343
400 U STATES		51122	39417	568852	384010
		266600	66825	1853192	665365
CUT NAILS					5391
100 U KINGDOM	CWT			1752	13063
335 GERMANY W				175	1511
347 JAPAN				400	2512
400 U STATES		623	13008	2225	60421
		623	13008	4552	77507
RAILWAY SPIKES AND SPIKES NOP					5392
400 U STATES	CWT	628	5643	1562	14504
		628	5643	1562	14504
TACKS ALL KINDS N O P					5393
100 U KINGDOM	LB	2000	461	6559	1341
335 GERMANY W		200	68	2507	908
400 U STATES		1506	689	22979	8499
		3706	1218	32045	10748
WIRE NAILS OVER ONE INCH					5394
100 U KINGDOM	CWT	5291	31358	22146	155969
306 BELGIUM				7250	68191
327 FRANCE		308	2489	1674	13453
335 GERMANY W		1015	10452	18277	159081
347 JAPAN		15798	97274	116056	718922
354 NETHRLNDS		2644	19322	4044	28497
376 SWITZRLND		16	693	52	9943
400 U STATES		1124	16233	18097	216458
		26196	177821	187596	1370514
NAILS AND BRADS N O P					5395
100 U KINGDOM	LB	9547	3148	47713	12794
335 GERMANY W		1768	741	13021	4992
347 JAPAN				167	335
375 SWEDEN				2700	657
376 SWITZRLND		86	229	1544	2754
400 U STATES		21932	6711	120148	38359
		33333	10829	185293	59891
HAND SEWING NEEDLES					5400
100 U KINGDOM			1576		15854
335 GERMANY W			255		1091
347 JAPAN					407
400 U STATES			124		3581
			1955		20933
SPRING BEARD AND LATCH NEEDLES					5401
100 U KINGDOM	M	140	5680	848	29576
317 CZECHO S				5	175
327 FRANCE		15	699	68	2982
335 GERMANY W		10	194	86	1844
376 SWITZRLND		3	207	13	1165
400 U STATES		231	7248	2318	75978
		399	14028	3338	111720
NEEDLES N O P					5402
100 U KINGDOM			20698		167864
231 HONG KONG			88		559
306 BELGIUM			68		9978
317 CZECHO S					1647
327 FRANCE					669
335 GERMANY W			5540		42415
344 ITALY			351		8213
347 JAPAN			803		5088
354 NETHRLNDS					1511
376 SWITZRLND			248		3049
400 U STATES			15925		134117
			43721		375110
PINS N O P					5403
100 U KINGDOM	LB	30281	22295	174224	127744

IMPORTS INTO CANADA FOR CONSUMPTION

Articles and Countries from which Imported	MONTH OF JULY 1956		SEVEN MONTHS ENDED JULY 1956		Class Number
	Quantities	Values (\$)	Quantities	Values (\$)	
317 CZECHO S	1026	223	1621	407	
327 FRANCE			14	158	
335 GERMANY W	2606	1645	13134	8641	
347 JAPAN			1256	1524	
376 SWITZRLND			121	254	
400 U STATES	2739	4472	177224	139067	
	36652	28635	367594	277795	
PINS FOR MARKING SYSTEMS	LB				5404
100 U KINGDOM			1688	781	
400 U STATES	881	2925	10656	20065	
	881	2925	12344	20846	
NUTS AND BOLTS WASHERS RIVETS	LB				5411
100 U KINGDOM	723801	111564	2592023	413922	
306 BELGIUM	218120	26879	689358	72105	
327 FRANCE	7560	1705	490430	61994	
335 GERMANY W	13261	5141	70127	30426	
344 ITALY	110759	12919	383039	42761	
347 JAPAN	16895	2947	162470	23891	
354 NETHRLNDS	12180	2737	293553	64017	
375 SWEDEN	14126	5994	116961	34074	
376 SWITZRLND			1812	2604	
381 ALASKA			450	511	
400 U STATES	1382846	536219	10015293	3909347	
	2499548	706105	14815516	4655652	
MACHINE AND OTHER SCREWS N O P					5412
100 U KINGDOM		22266		102784	
306 BELGIUM		7122		23534	
335 GERMANY W		403		12911	
344 ITALY		178		244	
347 JAPAN		2740		5421	
354 NETHRLNDS		7206		13961	
375 SWEDEN		124		4261	
376 SWITZRLND				716	
400 U STATES		169950		1341190	
		209989		1505022	
WOOD SCREWS OF IRON OR STEEL					5413
100 U KINGDOM		5821		33050	
231 HONG KONG				1393	
306 BELGIUM		1746		7290	
335 GERMANY W		8112		54826	
347 JAPAN		8313		20074	
375 SWEDEN		1618		16506	
376 SWITZRLND				62	
400 U STATES		11408		67629	
		37018		200830	
FISH HOOKS COMMERCIAL					5421
100 U KINGDOM				541	
347 JAPAN				90	
359 NORWAY		1400		32412	
400 U STATES		1640		7041	
		3040		40084	
HARDWARE N O P					5422
100 U KINGDOM		30660		200353	
234 AUSTRALIA				527	
305 AUSTRIA		156		156	
317 CZECHO S				1179	
318 DENMARK				219	
335 GERMANY W		1872		17626	
347 JAPAN		70		5194	
354 NETHRLNDS				2544	
360 ISRAEL				384	
375 SWEDEN		210		10530	
400 U STATES		279308		1764660	
		312276		2003372	
LOCKS OF IRON OR STEEL					5423
100 U KINGDOM		2288		16387	
318 DENMARK				880	
335 GERMANY W		3399		30317	
344 ITALY				943	
354 NETHRLNDS				50	
400 U STATES		61236		479053	
		66923		527630	
SKATES ICE	PR				5425
100 U KINGDOM	7956	13233	64143	103479	
375 SWEDEN	10250	8640	10250	8640	
400 U STATES			50	261	
	18206	21873	74443	112380	
SKATES ROLLER	PR				5426
100 U KINGDOM			3747	8057	
400 U STATES	1039	3688	37247	73438	
	1039	3688	40994	81495	
CARPET SWEEPERS	NO				5441
100 U KINGDOM	72	255	144	658	
400 U STATES	352	1489	6910	18597	
	424	1744	7054	19255	
CLEANERS ELECTRIC VACUUM	NO				5442
100 U KINGDOM	2204	52211	13659	289057	
318 DENMARK	28	841	169	5181	
335 GERMANY W	420	13949	821	25487	
354 NETHRLNDS	301	7625	3574	88770	
375 SWEDEN	100	6826	296	18332	
400 U STATES	5595	229266	47725	1947995	
	8648	310718	66244	2374822	
CLEANERS HAND VACUUM AND PARTS					5443
100 U KINGDOM		37954		292023	
347 JAPAN		383		12366	

IMPORTS INTO CANADA FOR CONSUMPTION

Articles and Countries from which Imported	MONTH OF JULY 1956		SEVEN MONTHS ENDED JULY 1956		Class Number
	Quantities	Values (\$)	Quantities	Values (\$)	
354 NETHRLNDS		253		1642	
375 SWEDEN				5717	
400 U STATES		116611		1202984	
CLOTHES WRINGERS DOMESTIC		155201		1514732	5444
100 U KINGDOM				258	
400 U STATES		7585		183467	
SEWING MACHINES DOMESTIC		7585		183725	5445
NO	5007	92590	25365	487806	
100 U KINGDOM			207	7738	
317 CZECHO S			4489	311329	
335 GERMANY W	751	37367	4208	241052	
344 ITALY	434	29433	24774	397707	
347 JAPAN	2955	52385			
354 NETHRLNDS	1	150	2	280	
360 ISRAEL	1	70	1	70	
361 PANAMA			14	1180	
372 SPAIN	500	9144	1925	37580	
375 SWEDEN	10	664	400	17639	
376 SWITZRLND	1230	96997	4434	351559	
400 U STATES	758	26325	23128	1016048	
SEWING MACH ATTACHMNTS DOMESTIC	11647	345125	86947	2869988	5446
100 U KINGDOM		5453		43066	
335 GERMANY W		233		1472	
344 ITALY				812	
347 JAPAN		3545		16036	
375 SWEDEN				290	
376 SWITZRLND		2546		11943	
400 U STATES		56919		320763	
SEWING MACHINE PARTS DOMESTIC		68696		394382	5447
100 U KINGDOM		37335		252746	
317 CZECHO S				727	
318 DENMARK				984	
327 FRANCE				755	
335 GERMANY W		2476		20183	
344 ITALY		205		1604	
347 JAPAN		5995		38092	
375 SWEDEN				290	
376 SWITZRLND		2301		22025	
390 GERMANY E				139	
400 U STATES		53378		443807	
CLOTHES DRYERS DOMESTIC ELECTR		101690		781352	5448
NO					
400 U STATES	286	45048	5792	1015964	
WATER PUMPS DOMESTIC		45048		1015964	5449
NO					
100 U KINGDOM	348	3390	1954	14091	
400 U STATES	106	7219	1365	77174	
WASHING MACHINES ELECTRIC		10609	3319	91265	5450
NO					
100 U KINGDOM	1	86	5	653	
381 ALASKA			3	149	
400 U STATES	1440	153454	18183	2277956	
WASHING MACH POWER NOT ELECT		153540	18191	2278758	5451
NO					
400 U STATES			2	250	
WASHING MACH HAND OPERATED			2	250	5452
NO					
400 U STATES			48	656	
WASHING MACHINE PARTS			48	656	5453
100 U KINGDOM				4353	
400 U STATES		126450		2247244	
IRONERS DOMESTIC ELECTRIC		126450		2251597	5454
NO					
400 U STATES	100	6465	964	69542	
ARTICLES FOR SMELTING IRON		6465	964	69542	5461
335 GERMANY W				394	
400 U STATES		42267		538370	
BLOWERS SMELTING APPARATUS		42267		538764	5462
100 U KINGDOM		1105		2636	
335 GERMANY W				74	
376 SWITZRLND				4430	
400 U STATES		47672		500718	
BUDDLES VANNERS SLIME TABLES		48777		507858	5463
400 U STATES		979		3038	
CAR LOADING MACHINES COAL		979		3038	5464
400 U STATES				3392	
CHOCK RELEASE APPARATUS				3392	5465
100 U KINGDOM		7949		31976	
COAL HEADING MACHINES		7949		31976	5466
335 GERMANY W		1841		6639	
400 U STATES		16196		207197	
MINERS LAMPS AND ACCESSORIES		18037		213836	5467
100 U KINGDOM		2027		8785	
327 FRANCE				431	
375 SWEDEN		2557		4423	

IMPORTS INTO CANADA FOR CONSUMPTION

Articles and Countries from which Imported	MONTH OF JULY 1956		SEVEN MONTHS ENDED JULY 1956		Class Number
	Quantities	Values (\$)	Quantities	Values (\$)	
400 U STATES		44688		283121	5468
AMALGAM SAFES ORE SAMPLERS		49272		296760	
100 U KINGDOM		1688		4049	5469
335 GERMANY W				641	
400 U STATES		42169		352224	5470
SUNDRY METALLURGICAL APPARATUS		43857		356914	
100 U KINGDOM		4358		358131	5471
327 FRANCE				11125	
335 GERMANY W				2980	5472
400 U STATES		425054		2521328	
DIAMOND DRILLS CORE DRILLS		429412		2893564	5473
100 U KINGDOM		54670		329024	
306 BELGIUM				1654	5474
400 U STATES		44232		293774	
MINE LOADING MACH CONVEYORS		98902		624452	5475
100 U KINGDOM		496172		1628687	
335 GERMANY W				166	5476
375 SWEDEN				12439	
381 ALASKA				31840	5477
400 U STATES		971964		7253010	
MINE HOISTS NOT MADE IN CANADA		1468136		8926142	5478
MACHINERY ALLUVIAL MINING					
100 U KINGDOM				238	5479
381 ALASKA				1397	
400 U STATES		57580		739405	5480
MACHINERY ORE HANDLING		57580		741040	
400 U STATES				318	5481
MACHINERY ORE CONCENTRATION				318	
100 U KINGDOM				3810	5482
335 GERMANY W				800	
354 NETHRLNDS				236	5483
400 U STATES		143577		938349	
MACHINERY METAL REFINING		143577		943195	5484
400 U STATES		4837		91665	
ORE CRUSHERS GRINDING MILLS		4837		91665	5485
100 U KINGDOM		235		43508	
305 AUSTRIA				2701	5486
335 GERMANY W				1570	
400 U STATES		365204		1924179	5487
COAL CUTTERS AUGERS DRILLS		365439		1971958	
100 U KINGDOM				6419	5488
335 GERMANY W				1225	
400 U STATES		5169		99668	5489
POWER DRIVEN PUMPS FOR MINES		5169		107312	
400 U STATES					5490
PUMPS PREC METAL EXTRACTION		872		922	
400 U STATES		872		922	5491
ROCK DRILLS AND PARTS		46490		325340	
100 U KINGDOM	NO	14270	89	89979	5492
305 AUSTRIA		5390		5390	
335 GERMANY W		252	1	512	5493
375 SWEDEN	81	130253	340	427954	
400 U STATES	43	137927	325	1067527	5494
WELL DRILLING MACHINERY	124	288092	755	1591362	
100 U KINGDOM		40412		299386	5495
305 AUSTRIA				128268	
306 BELGIUM				17643	5496
335 GERMANY W				67668	
400 U STATES		6957065		41934540	5500
ADDING MACHINES AND PARTS	NO	6997477		42447505	
100 U KINGDOM			60	10688	5501
335 GERMANY W	162	24173	805	87013	
344 ITALY	90	15517	423	55482	5502
354 NETHRLNDS			1	154	
359 NORWAY	12	569	133	6871	5503
375 SWEDEN	185	25226	1058	134311	
376 SWITZRLND			347	27470	5504
390 GERMANY E			8	880	
400 U STATES	406	154112	2608	1204500	5505
BOOKKEEPING MACHINES AND PARTS	855	219597	5443	1527369	
100 U KINGDDM	NO	47	461	392841	5506
327 FRANCE	4	8129	9	20642	
335 GERMANY W	2	6025	847	58855	5507
344 ITALY	335	73158	1380	342578	
347 JAPAN		3119		3119	5508
354 NETHRLNDS	80	14954	245	37420	
375 SWEDEN	110	17486	313	64240	5509
376 SWITZRLNO			289	40295	
400 U STATES	659	1018762	4396	8057506	5510
	1237	1188540	7940	9017496	

IMPORTS INTO CANADA FOR CONSUMPTION

Articles and Countries from which Imported	MONTH OF JULY 1956		SEVEN MONTHS ENDED JULY 1956		Class Number
	Quantities	Values (\$)	Quantities	Values (\$)	
CASH REGISTERS					5502
359 NORWAY		675		24567	
375 SWEDEN		31915		191407	
400 U STATES		14983		155890	
		47573		371864	
CASH REGISTER PARTS					5503
375 SWEDEN				379	
400 U STATES		204027		1022989	
		204027		1023368	
DICTATING MACHINES AND PARTS					5504
100 U KINGDOM		64578		460895	
305 AUSTRIA				188	
318 DENMARK		12841		37833	
327 FRANCE				712	
335 GERMANY W		665		11414	
376 SWITZRLND		591		16863	
400 U STATES		174243		1094665	
		252918		1622570	
TYPEWRITERS					5505
100 U KINGDOM	NO				
317 CZECHO S	3040	212409	16189	1238585	
318 DENMARK	500	14250	2000	57020	
327 FRANCE			1	50	
335 GERMANY W			124	4241	
344 ITALY	136	9265	201	13441	
354 NETHRLNDS	168	16424	808	58468	
375 SWEDEN			100	3100	
376 SWITZRLND	104	5205	666	48401	
381 ALASKA	149	8192	1126	50621	
390 GERMANY E	1	55	2	241	
400 U STATES			27	1122	
	417	61160	6921	559884	
	4515	326960	28165	2035174	
TYPEWRITER PARTS					5506
100 U KINGDOM		32104		89785	
317 CZECHO S				130	
327 FRANCE		751		6868	
335 GERMANY W		1454		8012	
344 ITALY		2012		4200	
354 NETHRLNDS		242		1518	
375 SWEDEN		1325		7867	
376 SWITZRLND		101		5819	
400 U STATES		217650		2217238	
		255639		2341437	
MACHINERY 412A PAPER WORKING					5511
100 U KINGDOM		12097		116479	
306 BELGIUM				5457	
317 CZECHO S				1607	
318 DENMARK				6539	
327 FRANCE				7726	
335 GERMANY W		310		274275	
344 ITALY		24366		12310	
354 NETHRLNDS		9493		688	
375 SWEDEN		263		9211	
376 SWITZRLND		484		21598	
380 USSR		332		200	
381 ALASKA		901		1747	
383 HAWAII				75	
390 GERMANY E				1103	
400 U STATES		852671		6328512	
		900917		6787527	
MACHINERY 412A CELLULOSE					5512
100 U KINGDOM				831	
400 U STATES		197		22831	
		197		23662	
NEWSPAPER PRESSES AND PARTS					5513
100 U KINGDDM	NO				
335 GERMANY W		140		7344	
375 SWEDEN			1	16200	
376 SWITZRLND			1	12756	
381 ALASKA				445	
400 U STATES	1	5603	1	5603	
	1	50859	12	1030471	
	2	56602	15	1072819	
FLAT BED CYL PRESSES AND PARTS					5514
100 U KINGDOM	NO				
335 GERMANY W			3	9027	
400 U STATES	1	12226	1	12226	
	2	15051	28	205945	
	3	27277	32	227198	
PRINTING PRESSES					5515
N O P AND PTS	NO				
100 U KINGDOM	339	89228	2141	828279	
305 AUSTRIA			2	273	
317 CZECHO S		673	7	12683	
318 DENMARK	6	2068	300	20820	
327 FRANCE	3	21842	19	168799	
335 GERMANY W	22	46648	166	562596	
354 NETHRLNDS			26	9636	
375 SWEDEN		825	66	76551	
376 SWITZRLND		17840	5	39211	
400 U STATES	2	17840	5	39211	
	429	416663	4432	3929974	
	801	595787	7164	5648822	
TYPECASTING MACHINES AND PARTS					5516
100 U KINGDOM		62		760	
318 DENMARK				220	
335 GERMANY W		105		570	
344 ITALY				1944	
381 ALASKA		4092		9525	
400 U STATES		185173		1630999	
		189432		1644018	

IMPORTS INTO CANADA FOR CONSUMPTION

Articles and Countries from which Imported	MONTH OF JULY 1956		SEVEN MONTHS ENDED JULY 1956		Class Number
	Quantities	Values (\$)	Quantities	Values (\$)	
TYPEMAKING ACCESSORIES AND PTS					5517
100 U KINGDOM				1 073	
335 GERMANY W		2 300		1 3783	
400 U STATES		1 5194		5 4440	
		1 7494		6 9296	
SHOVELS POWER NOT MADE CANADA	NO				5518
100 U KINGDOM			1	3 777	
400 U STATES	90	4 67552	858	4 945088	
	90	4 67552	859	4 948865	
SHOVELS POWER KIND MADE CANADA	NO				5519
100 U KINGDOM	18	2 30457	67	8 74783	
344 ITALY			6	4 2625	
400 U STATES	93	1 535611	526	10 634330	
	111	1 766088	599	11 551738	
SHOVELS POWER PARTS OF					5520
100 U KINGDOM		1 6902		1 28949	
335 GERMANY W		66		976	
344 ITALY		3 127		1 0087	
400 U STATES		8 44303		5 256104	
		8 64398		5 396116	
AIR COMPRESSING MACH AND PARTS					5521
100 U KINGDOM		7 5902		4 19142	
305 AUSTRIA				628	
306 BELGIUM		100		590	
318 DENMARK		1 206		4 601	
327 FRANCE		4 38		842	
335 GERMANY W		3 2084		4 5372	
354 NETHRLNDS				884	
375 SWEDEN		3 3549		1 63807	
376 SWITZRLND		722		4 412	
400 U STATES		1 226295		8 194896	
		1 370296		8 835174	
BAKERY MACHINERY AND PARTS					
100 U KINGDOM		3 561		4 9618	
305 AUSTRIA				1 760	
318 DENMARK		10 43		5 238	
335 GERMANY W				1 268	
344 ITALY				981	
347 JAPAN		300		300	
354 NETHRLNDS				1 613	
375 SWEDEN		589		1 701	
400 U STATES		2 21498		2 004747	
		2 26991		2 067226	
BOX END MACHINERY AND PARTS					5523
COAL CARBONIZING MACH AND PTS					
400 U STATES		409		4 089	5524
		409		4 089	
SEWING MACHINES INDUSTRIAL	NO				5525
100 U KINGDOM	3	2 996	401	6 3917	
306 BELGIUM				1 580	
318 DENMARK		306	4	6 853	
327 FRANCE			3	3 207	
335 GERMANY W	38	3 735	554	6 4970	
344 ITALY			1	245	
347 JAPAN			53	2 577	
354 NETHRLNOS			2	402	
361 PANAMA			2	150	
372 SPAIN			25	1 455	
375 SWEDEN			1	564	
376 SWITZRLND			4	700	
400 U STATES	298	1 55807	3042	1 308354	
	339	1 62844	4092	1 454974	
CLAY PRODUCTS MACH AND PARTS					5526
100 U KINGDOM		4 283		5 550	
335 GERMANY W				3 1289	
400 U STATES		4 2953		1 57416	
		4 7236		1 94255	
COAL COKE AND GAS MACH AND PTS					5527
100 U KINGDOM				1 353	
400 U STATES		2 31557		10 39200	
		2 31557		10 40553	
WASTE RECOVERY MACH AND PARTS					5528
400 U STATES		7 2136		5 22344	
		7 2136		5 22344	
COAL HANDLING MACHINES AND PTS					5529
100 U KINGDOM		2 369		2 369	
400 U STATES		1 1829		3 8387	
		1 4198		4 0756	
CONCRETE MIXING MACH AND PARTS	NO				5530
100 U KINGDOM		1 068	18	1 8944	
335 GERMANY W			6	1 8320	
354 NETHRLNDS			1	463	
375 SWEDEN			1	4 570	
400 U STATES	62	1 11985	485	1 142278	
	62	1 13053	511	1 184575	
ROCK DRILL BITS	NO				5531
100 U KINGDOM			3 210	2 277	
354 NETHRLNOS			384	256	
375 SWEDEN		1 5626	4 7382	4 80955	
400 U STATES		1 6711	5 9757	3 47022	
		3 2337	11 0733	8 30510	
DENTAL ENGINES ELECTRIC	NO				5532
100 U KINGDOM			8	2 198	
335 GERMANY W			1	930	
400 U STATES		6 920	151	2 7715	
		4 8	160	3 0843	

IMPORTS INTO CANADA FOR CONSUMPTION

107

Articles and Countries from which Imported	MONTH OF JULY 1956		SEVEN MONTHS ENDED JULY 1956		Class Number
	Quantities	Values (\$)	Quantities	Values (\$)	
DIES FOR STAMPING METAL PLATES					5533
HAND FIRE EXTINGUISHERS					5534
100 U KINGDOM		2259		14653	
400 U STATES		153240		966912	
		155499		981565	
FERTILIZER MACHINERY AND PARTS					5535
100 U KINGDOM		18939		159350	
318 DENMARK				6293	
359 NORWAY				839	
375 SWEDEN				1998	
400 U STATES		6750		35664	
		25689		204144	
FISH PREPARING MACH AND PARTS					5536
100 U KINGDOM				1440	
318 DENMARK				1480	
335 GERMANY W		1390		74231	
400 U STATES		24947		81107	
		26337		158258	
REFRIGERATING MACH AND PARTS					5537
100 U KINGDOM		1113		99637	
318 DENMARK		7353		7899	
400 U STATES		834482		5106189	
		842948		5213725	
LAWN MOWERS POWER AND PARTS					5538
NO					
100 U KINGDOM	462	7276	1868	93964	
400 U STATES	1132	118002	29716	2036944	
	1594	125278	31584	2130908	
LAWN MOWERS N O P					5539
NO					
100 U KINGDOM	251	1659	52689	371059	
335 GERMANY W			260	1888	
400 U STATES	85	1361	5580	77393	
	336	3020	58529	450340	
LEATHER MACHINERY AND PARTS					5540
100 U KINGDOM		126		1641	
400 U STATES		24904		276198	
		25030		277839	
LOGGING MACHINERY AND PARTS					5541
100 U KINGDOM		13490		103800	
335 GERMANY W				14434	
347 JAPAN		6186		24049	
354 NETHRLNDS		4435		24946	
359 NORWAY		1820		2076	
375 SWEDEN				13762	
400 U STATES		1709458		9644878	
		1735389		9827945	
METAL DRILLING MACH AND PARTS					5542
100 U KINGDOM		130060		497640	
306 BELGIUM				83797	
317 CZECHO S				11614	
335 GERMANY W		4514		175177	
344 ITALY		1770		14015	
354 NETHRLNDS		4947		14946	
375 SWEDEN		3300		15085	
376 SWITZRLND		9422		44602	
400 U STATES		748731		2360806	
		902744		3217682	
METAL GRINDING MACH AND PARTS					5543
100 U KINGDOM		121961		384722	
306 BELGIUM				971	
317 CZECHO S				3023	
318 DENMARK		7156		17925	
335 GERMANY W		13120		125914	
344 ITALY				32122	
354 NETHRLNDS				4498	
375 SWEDEN		2994		51636	
376 SWITZRLND		12771		25010	
384 P RICO				7345	
400 U STATES		610755		3309922	
		768757		3963088	
METALWORKING LATHES AND PARTS					5544
100 U KINGDOM		243909		1146712	
317 CZECHO S				9456	
327 FRANCE				7256	
335 GERMANY W		39237		325619	
344 ITALY		119		44301	
354 NETHRLNDS				466	
375 SWEDEN				5553	
376 SWITZRLND		1266		8436	
384 P RICO				2167	
400 U STATES		374909		2775340	
		659440		4325306	
METAL MILLING MACHINES AND PTS					5545
100 U KINGDOM		42731		277805	
306 BELGIUM				177	
317 CZECHO S		258		30452	
318 DENMARK		2104		26993	
327 FRANCE				12373	
335 GERMANY W		25110		120013	
344 ITALY		4950		62418	
375 SWEDEN				8798	
376 SWITZRLND		8751		27301	
400 U STATES		350241		1920820	
		434145		2487150	

IMPORTS INTO CANADA FOR CONSUMPTION

Articles and Countries from which Imported	MONTH OF JULY 1956		SEVEN MONTHS ENDED JULY 1956		Class Number
	Quantities	Values (\$)	Quantities	Values (\$)	
METALWORKING PLANERS AND PARTS					
100 U KINGDOM		12853		36743	5546
400 U STATES		8367		73406	
		21220		110149	
METALWORKING PRESSES AND PARTS					
100 U KINGDOM		104961		205844	5547
318 DENMARK				6817	
335 GERMANY W		2319		97658	
344 ITALY		2155		31911	
375 SWEDEN				77776	
376 SWITZRLND				5356	
384 P RICO				473	
400 U STATES		573601		3955217	
		683036		4381052	
METAL ROLLING MILL MCH AND PTS					
100 U KINGDOM		343		17480	5548
335 GERMANY W				1741	
384 P RICO				2504	
400 U STATES		563543		1619158	
		563886		1640883	
METAL SHAPERS SLOTTERS AND PTS					
100 U KINGDOM		21874		144447	5549
317 CZECHO S				3884	
335 GERMANY W		4500		34146	
344 ITALY				1767	
375 SWEDEN		3074		5444	
376 SWITZRLND				8956	
400 U STATES		203748		953498	
		233196		1152142	
METALWORKING MCH N O P AND PTS					
100 U KINGDOM		60172		279234	5550
305 AUSTRIA		68		7968	
306 BELGIUM				5476	
317 CZECHO S				910	
327 FRANCE		659		659	
335 GERMANY W		55492		270001	
344 ITALY				1663	
354 NETHRLNDS				383	
375 SWEDEN				21443	
376 SWITZRLND		842		31848	
384 P RICO				1069	
400 U STATES		1166081		7446577	
		1283314		8067231	
MOTION PICTURE PROJECTORS					
100 U KINGDOM		8812		25767	5551
305 AUSTRIA		10949		45210	
327 FRANCE		142		3261	
335 GERMANY W		783		3464	
347 JAPAN		2901		5053	
354 NETHRLNDS				666	
376 SWITZRLND		1390		10618	
400 U STATES		161743		1338253	
		186720		1432292	
CRANES ETC NOT MADE IN CANADA	NO				
100 U KINGDOM	3	13131	18	57584	5552
335 GERMANY W	1	15873	1	15873	
344 ITALY			3	30343	
375 SWEDEN	10	7629	47	34974	
400 U STATES	88	257835	619	1803724	
	102	294468	688	1942498	
CRANES ETC KIND MADE IN CANADA	NO				
100 U KINGDOM	67	64866	197	277916	5553
327 FRANCE			3	129101	
335 GERMANY W	2	67055	7	103337	
344 ITALY			2	1759	
347 JAPAN			48	1497	
359 NORWAY	19	8634	45	20769	
375 SWEDEN	3	1933	4	3553	
400 U STATES	387	604202	3348	4573780	
	478	746690	3654	5111712	
CRANES HOISTS ETC NOP PARTS OF					
100 U KINGDOM		29484		150523	5554
335 GERMANY W		51		6850	
359 NORWAY		1555		7000	
375 SWEDEN				7786	
400 U STATES		187879		1515954	
		218969		1688113	
OZONE GENERATORS AND PARTS					
327 FRANCE		559		559	5555
335 GERMANY W		892		892	
400 U STATES				2258	
		1451		3709	
PAPER MILL MACHINES AND PARTS					
100 U KINGDOM		107028		711461	5556
305 AUSTRIA				2894	
335 GERMANY W		53900		109268	
375 SWEDEN		5116		56509	
400 U STATES		1348153		5799050	
		1514197		6679182	
PULP MILL MACHINES AND PARTS					
100 U KINGDOM		2169		17048	5557
327 FRANCE				21810	
359 NORWAY				18200	
375 SWEDEN		24530		29795	

IMPORTS INTO CANADA FOR CONSUMPTION

Articles and Countries from which Imported	MONTH OF JULY 1956		SEVEN MONTHS ENDED JULY 1956		Class Number
	Quantities	Values (\$)	Quantities	Values (\$)	
400 U STATES		483630		1925275	
POWER PUMPS N O P AND PARTS		510329		2012128	
100 U KINGDOM	100	80618	1080	354407	5558
327 FRANCE	4	23346	32	47500	
335 GERMANY W	2	947	57	21556	
344 ITALY		770		770	
347 JAPAN			3	5072	
354 NETHRLNDS			2	219	
375 SWEDEN	75	62768	331	173943	
376 SWITZRLND			12	1639	
400 U STATES	3575	976246	25534	6552929	
	3756	1144695	27051	7158035	
RIFLE MAKING MACHINERY					5559
376 SWITZRLND				3045	
400 U STATES		4683		728008	
		4683		731053	
ROAD MAKING MACHINERY AND PTS					5560
100 U KINGDOM		36415		124730	
234 AUSTRALIA		26625		26625	
305 AUSTRIA		15869		15869	
381 ALASKA		18460		18460	
400 U STATES		1169859		5875726	
		1267228		6061410	
TRENCH AND DITCH MACH AND PTS					5561
100 U KINGDOM				13392	
400 U STATES		19694		98198	
		19694		111590	
ROLLERS STREET ROAD AND PARTS					5562
100 U KINGDOM	3	19077	29	166441	
400 U STATES	65	166014	454	1399676	
	68	185091	483	1566117	
ROLLS CAST FOR ROLLING STEEL					5563
100 U KINGDOM		12651		83464	
400 U STATES		148034		1185711	
		160685		1269175	
SAWMILL MACHINERY AND PARTS					5564
100 U KINGDOM				191	
305 AUSTRIA				4755	
306 BELGIUM		8095		26891	
335 GERMANY W		24069		144243	
354 NETHRLNDS				9869	
375 SWEDEN				35527	
400 U STATES		60986		540424	
		93150		761900	
SCRAPERS RAILWAY OR ROAD					5565
100 U KINGDOM				3350	
381 ALASKA				4300	
400 U STATES		138228		1174770	
		138228		1182420	
SHDE MACHINERY AND PARTS					5566
100 U KINGDOM		2718		18168	
318 DENMARK		6257		13069	
335 GERMANY W		1089		29064	
344 ITALY		71		11332	
354 NETHRLNDS				62	
375 SWEDEN				670	
400 U STATES		47954		496579	
		58089		568944	
ROLLS CAST FOR ROLLING PAPER					5567
100 U KINGDOM		21365		77214	
400 U STATES		64244		538159	
		85609		615373	
STAVE MAKING MACH AND PARTS					5568
400 U STATES		333		1915	
		333		1915	
STREET CLEANING MACH AND PARTS					5569
100 U KINGDOM				776	
400 U STATES		99133		693309	
		99133		694085	
BEEET SUGAR MACHINERY AND PARTS					5570
100 U KINGDOM				85	
400 U STATES		16384		61899	
		16384		61984	
VENEER DRYING MACHINES AND PTS					5571
335 GERMANY W				1523	
400 U STATES		25315		248777	
		25315		250300	
WATER METERS N O P AND PARTS					5572
100 U KINGDOM			57	11247	
400 U STATES	4	8427	57	40282	
	4	8427	114	51529	
WATER TURBINES AND PARTS					5573
100 U KINGDOM		43969		93197	
400 U STATES		7987		195685	
		51956		288882	
WIRE STITCHER STAPLERS AND PTS					5574
100 U KINGDOM		2331		16655	
305 AUSTRIA		2641		2775	
335 GERMANY W		251		4131	
344 ITALY				510	
347 JAPAN				317	
354 NETHRLNDS				471	
375 SWEDEN		12303		36197	
400 U STATES		73204		636253	
		90730		697309	

IMPORTS INTO CANADA FOR CONSUMPTION

Articles and Countries from which Imported	MONTH OF JULY 1956		SEVEN MONTHS ENDED JULY 1956		Class Number
	Quantities	Values (\$)	Quantities	Values (\$)	
YARN CORD FABRIC MACH AND PTS					5 575
100 U KINGDOM		2 691 19		1 732 800	
305 AUSTRIA				2 664	
306 BELGIUM		372		1 2049	
317 CZECHO S		1 345		1 3927	
327 FRANCE		762		2 541	
335 GERMANY W		6 1992		20 9150	
344 ITALY		2 102		4 7234	
347 JAPAN		18 331		18 331	
354 NETHRLNDS		3 5981		3 5981	
375 SWEDEN				3 455	
376 SWITZRLND		48 302		9 7291	
400 U STATES		11 554 98		9 444 953	
		1 593 804		11 620 376	
ALL MACHINERY N O P AND PARTS					5 576
100 U KINGDOM		7 096 39		4 440 643	
231 HONG KONG		322		322	
234 AUSTRALIA				594	
305 AUSTRIA		3 2700		3 3235	
306 BELGIUM		767		2 7656	
316 CUBA				72	
317 CZECHO S		747		1 161	
318 DENMARK		1 486 06		21 8140	
326 FINLAND		2 471		3 788	
327 FRANCE		2 3152		5 8317	
335 GERMANY W		1 521 12		9 20745	
344 ITALY		1 243		181 220	
347 JAPAN		7 298		2 7289	
354 NETHRLNDS		1 058 96		17 0142	
359 NORWAY		649		2 383	
360 ISRAEL				668	
361 PANAMA				1 867	
375 SWEDEN		1 127 88		5 623 55	
376 SWITZRLND		28 382		13 9214	
381 ALASKA		2 164		1 3200	
383 HAWAII				11 0000	
387 VENEZUELA		8 077		1 9257	
389 IRELAND				297	
400 U STATES		9 949 359		6 457 4900	
		11 286 372		7 150 7465	
CIGARETTE CIGAR MACH AND PARTS					5 577
100 U KINGDOM		1 394 34		6 561 90	
318 DENMARK				2 4933	
335 GERMANY W				1 6125	
354 NETHRLNDS				4 052	
375 SWEDEN				464	
400 U STATES		1 817 26		6 659 33	
		3 211 60		1 367 697	
VENEER OR PLYWOOD MACH AND PTS					5 578
100 U KINGDOM				563	
335 GERMANY W				1 8869	
375 SWEDEN				2 359	
400 U STATES		5 2721		6 889 43	
		5 2721		7 107 34	
PURIFIERS FOR FISH OILS					5 579
400 U STATES				3 573	
				3 573	
FORGED STEEL ROLLS					5 580
100 U KINGDOM		29 368		2 508 98	
335 GERMANY W				2 794	
400 U STATES		79 776		70 4045	
		109 144		9 577 37	
FIXED METERS GAUGES FOR LIQUID					5 581
100 U KINGDOM		1 516		5 843	
335 GERMANY W				767	
400 U STATES		3 5930		4 420 77	
		3 7446		4 486 87	
AIR CONDITIONING APPARATUS NOP					5 582
100 U KINGDOM		4 8631		2 327 44	
335 GERMANY W		359		1 7589	
354 NETHRLNDS				1 320	
375 SWEDEN		3 3266		3 3984	
376 SWITZRLND				5 423	
400 U STATES		12 591 23		7 569 424	
		13 413 79		7 860 484	
DIES IN THE ROUGH					5 583
100 U KINGDOM		190		5 791	
375 SWEDEN				114	
400 U STATES		3 769		4 3144	
		3 959		4 9049	
BOTTLING MACHINES AND PARTS					5 584
100 U KINGDOM		235		3 688	
335 GERMANY W		1 350		6 655	
400 U STATES		19 1619		2 228 299	
		19 3204		2 238 642	
BULLDOZERS EARTHMOVERS AND PTS	NO				5 585
100 U KINGDOM		26	5 2820	76	2 327 25
381 ALASKA			2 782		2 782
400 U STATES		375	18 132 22	1 817	13 455 296
		401	18 688 24	1 893	13 690 803
CONVEYING EQUIPMENT AND PARTS					5 586
100 U KINGDOM		4 4190		2 642 04	
327 FRANCE				12 477	
335 GERMANY W		7 364		9 709	
354 NETHRLNDS				831	
359 NORWAY				243	

IMPORTS INTO CANADA FOR CONSUMPTION

Articles and Countries from which Imported	MONTH OF JULY 1956		SEVEN MONTHS ENDED JULY 1956		Class Number
	Quantities	Values (\$)	Quantities	Values (\$)	
375 SWEDEN				1984	
376 SWITZRLND		2771		8291	
400 U STATES		1535077		6963781	
POWER JACKS AND PARTS		1589402		7261520	
	N O				5587
100 U KINGDOM	6	614	304	14033	
306 BELGIUM			4	3360	
347 JAPAN			50	6623	
375 SWEDEN	94	633	489	27051	
400 U STATES	3997	155605	38543	1067882	
	4097	156852	39390	1118949	
STONE CRUSHING MACH AND PARTS					5588
100 U KINGDOM		32136		36256	
400 U STATES		782551		3541028	
		814687		3577284	
WOODWORKING MACH AND PARTS N O P					5589
100 U KINGDOM		56604		319692	
305 AUSTRIA				372	
306 BELGIUM		4476		18196	
317 CZECHO S				1150	
318 DENMARK		5415		22553	
327 FRANCE				3012	
335 GERMANY W		41003		154195	
344 ITALY		614		2298	
347 JAPAN		269		20302	
354 NETHRLNDS				1426	
359 NORWAY				3500	
375 SWEDEN		14469		45113	
400 U STATES		526742		3029044	
		649592		3620853	
AIR CONDITIONERS ROOM SIZE					5590
100 U KINGDOM	N O		54	1577	
400 U STATES		822441	23234	3561701	
	5116	822441	23288	3563278	
SPRINGS FOR SURGICAL TRUSSES	L B				5591
SPRINGS FOR RAILWAY VEHICLES					5592
100 U KINGDOM				452	
400 U STATES		12458		85735	
		12458		86187	
SPRINGS FOR OTHER VEHICLES					5593
400 U STATES		2358		19927	
		2358		19927	
SPRINGS FOR FURNITURE					5594
335 GERMANY W				296	
400 U STATES		20745		116470	
		20745		116766	
SPRINGS FOR CLOCKS					5595
100 U KINGDOM				165	
400 U STATES		965		4133	
		965		4298	
BATHS BATHTUBS IRON OR STEEL					5600
100 U KINGDOM		1434		7480	
335 GERMANY W		5052		65687	
400 U STATES		53028		347711	
		59514		420878	
BASINS CLOSETS SINKS					5601
100 U KINGDOM		13331		71112	
335 GERMANY W		2174		17712	
375 SWEDEN		13859		44704	
376 SWITZRLND				4748	
400 U STATES		133596		981055	
		162960		1119331	
CONTAINERS TINPLATE FOR FOOD					5602
400 U STATES		161453		721727	
		161453		721727	
CONTAINERS TINPLATE N O P					5603
100 U KINGDOM		800		14951	
309 BRAZIL				66	
335 GERMANY W		373		504	
354 NETHRLNDS				98	
381 ALASKA				706	
400 U STATES		136773		1296120	
		137946		1312445	
HOLLOW WARE ENAMELLED IRON					5604
100 U KINGDOM		1156		19049	
231 HONG KONG		216		216	
306 BELGIUM		162		4871	
318 DENMARK		111		970	
327 FRANCE				116	
335 GERMANY W				289	
354 NETHRLNDS		498		9192	
359 NORWAY		322		322	
375 SWEDEN		894		1741	
389 IRELAND				55	
400 U STATES		29840		260161	
		33199		296982	
HOLLOW WARE IRON N O P					5605
100 U KINGDOM		4038		22874	
306 BELGIUM		145		1518	
318 DENMARK		815		3874	
327 FRANCE				2258	
335 GERMANY W		1415		8349	
344 ITALY				176	
347 JAPAN		1661		32446	
354 NETHRLNDS		1537		14477	

IMPORTS INTO CANADA FOR CONSUMPTION

Articles and Countries from which Imported	MONTH OF JULY 1956		SEVEN MONTHS ENDED JULY 1956		Class Number	
	Quantities	Values (\$)	Quantities	Values (\$)		
375 SWEDEN		2597		9027		
376 SWITZRLND				185		
400 U STATES		253601		2265007		
KITCHEN DAIRY HOLLOW WARE TIN		265809		2360191	5606	
100 U KINGDOM		586		3607		
335 GERMANY W		6922		40139		
400 U STATES		20750		238357		
MFRS OF TIN AND TINPLATE N O P		28258		282103	5607	
100 U KINGDOM		15331		91460		
220 BERMUOA				479		
231 HONG KONG		356		356		
309 BRAZIL				93		
318 DENMARK				354		
327 FRANCE		124		1220		
335 GERMANY W		2105		8760		
344 ITALY		267		267		
347 JAPAN		1092		4475		
352 MEXICO		127		380		
354 NETHRLNDS		2361		5497		
359 NORWAY				160		
376 SWITZRLND		54		54		
400 U STATES		283120		1823169		
ANVILS AND VISES		304937		1936724	5621	
100 U KINGDOM		22261		147070		
335 GERMANY W		254		7207		
347 JAPAN		778		1758		
375 SWEDEN				66		
376 SWITZRLND				533		
400 U STATES		19670		144102		
AUGERS BITS AND DRILLS		42963		300736	5622	
100 U KINGDOM		96152		641614		
207 UN SO AFR				986		
234 AUSTRALIA		12341		48916		
305 AUSTRIA		250		3415		
317 CZECHO S				105		
327 FRANCE		2661		20708		
335 GERMANY W		22930		134747		
344 ITALY		793		8848		
347 JAPAN		2195		5815		
354 NETHRLNDS		543		4833		
375 SWEDEN		1310		31702		
376 SWITZRLND				845		
400 U STATES		110890		870344		
AXES	DOZ	250065		1772878	5623	
100 U KINGDOM	954	8452	4402	42281		
335 GERMANY W			381	4491		
375 SWEDEN	402	5334	2739	31831		
400 U STATES	50	1615	500	11438		
FILES N O P AND RASPS	DOZ	1406	15401	8022	90041	5624
100 U KINGDOM	4131	15964	24858	85354		
335 GERMANY W	1112	2181	2861	7602		
347 JAPAN	900	985	1973	2242		
366 PORTUGAL			1605	3514		
375 SWEDEN	87	841	4654	14814		
376 SWITZRLND			242	1544		
400 U STATES	4922	34254	40705	201255		
HACK SAW BLADES		11152	54225	76898	316325	5625
100 U KINGDOM		2914		52807		
335 GERMANY W		1531		8881		
354 NETHRLNDS				106		
375 SWEDEN		689		3384		
400 U STATES		9763		94333		
SAWS N O P		14897		159511	5626	
100 U KINGDOM		11921		51699		
305 AUSTRIA				561		
306 BELGIUM				667		
318 DENMARK		1226		4526		
335 GERMANY W		8205		63493		
347 JAPAN		1872		3220		
354 NETHRLNDS				380		
359 NORWAY				8401		
375 SWEDEN		9005		115210		
376 SWITZRLND				389		
400 U STATES		25407		212400		
WRENCHES		57636		460946	5627	
100 U KINGDOM		5192		36391		
231 HONG KONG				3837		
335 GERMANY W		42388		215939		
344 ITALY				75		
347 JAPAN		3889		17172		
354 NETHRLNDS		1155		1155		
375 SWEDEN		150		6723		
376 SWITZRLND				567		
400 U STATES		239523		1649367		
ADZES CLEAVERS HATCHETS PLANES		292297		1931226	5628	
100 U KINGDOM		23705		136996		

IMPORTS INTO CANADA FOR CONSUMPTION

113

Articles and Countries from which Imported	MONTH OF JULY 1956		SEVEN MONTHS ENDED JULY 1956		Class Number
	Quantities	Values (\$)	Quantities	Values (\$)	
305 AUSTRIA		88		2011	
317 CZECHOS		65		65	
327 FRANCE		173		239	
335 GERMANY W		31729		158658	
344 ITALY				1572	
347 JAPAN		1432		4093	
354 NETHRLNDS				1111	
375 SWEDEN		5148		57378	
376 SWITZRLND				483	
400 U STATES		91618		758292	
		153958		1120898	
ENGINEERS PRECISION TOOLS					5629
100 U KINGDOM		46976		259915	
234 AUSTRALIA				1626	
305 AUSTRIA		655		1796	
317 CZECHOS				2853	
318 DENMARK		4324		9403	
327 FRANCE		601		6145	
335 GERMANY W		45646		284828	
344 ITALY		926		16690	
347 JAPAN		18405		118744	
354 NETHRLNDS		95		726	
372 SPAIN				63	
375 SWEDEN		17933		56637	
376 SWITZRLND		27600		248672	
381 ALASKA				299	
400 U STATES		314360		2643564	
		477521		3651961	
TOOLS N O P					5630
100 U KINGDOM		64298		350620	
231 HONG KONG		490		642	
234 AUSTRALIA				531	
305 AUSTRIA				3082	
306 BELGIUM				483	
317 CZECHOS		615		4341	
318 DENMARK				1861	
327 FRANCE		14918		43268	
335 GERMANY W		42653		217004	
344 ITALY		293		3562	
347 JAPAN		14679		73599	
354 NETHRLNDS				21929	
359 NORWAY				89	
375 SWEDEN		8110		28790	
376 SWITZRLND		357		6714	
400 U STATES		565837		3927173	
		712250		4683688	
FILES MANICURE					5631
100 U KINGDOM		424		3259	
327 FRANCE				75	
335 GERMANY W		633		4200	
400 U STATES		1324		17721	
		2381		25255	
TOOLS FOR USE IN MACHINES					5632
100 U KINGDOM		56691		435333	
305 AUSTRIA				1023	
306 BELGIUM				1956	
318 DENMARK		234		2743	
327 FRANCE				5425	
335 GERMANY W		14354		96099	
344 ITALY		97		977	
354 NETHRLNDS		74		1758	
375 SWEDEN		899		17903	
376 SWITZRLND		1412		15207	
400 U STATES		666866		4171324	
		740627		4749748	
AUTOMOBILES FREIGHT NEW	NO				5641
100 U KINGDOM		62	92177	278	457267
335 GERMANY W		100	106741	967	990485
400 U STATES		1045	4436219	6777	28357647
		1207	4635137	8022	29805399
AUTOS PASS NEW UNDER 1200 DOL	NO				5642
100 U KINGDOM		693	720622	11122	11528071
335 GERMANY W		1399	1057254	9379	7053147
344 ITALY				2	1382
400 U STATES				16	18545
		2092	1777876	20519	18601145
AUTOS PASS NEW 1200 TO 2100 DOL	NO				5643
100 U KINGDOM		479	636365	2813	3718810
335 GERMANY W		117	161065	490	660974
354 NETHRLNDS				1	1559
400 U STATES		182	324897	22222	37369374
		778	1122327	25526	41750717
AUTOS PASS NEW N O P	NO				5644
100 U KINGDOM		62	161010	283	879746
335 GERMANY W		16	47690	78	244657
344 ITALY		1	4172	1	4172
354 NETHRLNDS		8	18568	14	32207
400 U STATES		409	1197923	12591	34220816
		496	1429363	12967	35381598
MOTOR OMNIBUSES NEW	NO				5645
335 GERMANY W		25	29202	194	223580
400 U STATES		79	1024599	322	3681708
		104	1053801	516	3905288
PARTS OF MOTOR BUS BODIES 4381					5646
100 U KINGDOM					4702
335 GERMANY W			810		13350

IMPORTS INTO CANADA FOR CONSUMPTION

Articles and Countries from which Imported	MONTH OF JULY 1956		SEVEN MONTHS ENDED JULY 1956		Class Number	
	Quantities	Values (\$)	Quantities	Values (\$)		
354 NETHRLNDS				226		
400 U STATES		471922		3673461		
AXLES BRAKES CLUTCHES TRUCK		472732		3691739		
100 U KINGDOM		3036		48990	5648	
305 AUSTRIA				3885		
306 BELGIUM		25687		25687		
335 GERMANY W		978		18906		
400 U STATES		2049180		16086429		
AUTOMOBILE PARTS N O P		2078881		16183897		
100 U KINGDOM		343047		2052217	5650	
234 AUSTRALIA				776		
305 AUSTRIA		757		1857		
306 BELGIUM		2196		2196		
317 CZECHO S		243		243		
327 FRANCE				8244		
335 GERMANY W		45240		462020		
347 JAPAN				361		
354 NETHRLNDS				17599		
375 SWEDEN		796		6515		
376 SWITZRLND				178		
381 ALASKA				2003		
400 U STATES		17727281		155718616		
BICYCLES N O P		18119560		158272825		
100 U KINGDOM	NO	10975	230677	83988	1732209	5651
306 BELGIUM				52	904	
327 FRANCE				275	5675	
335 GERMANY W	214	2830	1641	22143		
344 ITALY	242	5833	731	16057		
347 JAPAN			2	54		
354 NETHRLNDS	4	133	230	3939		
400 U STATES	12	359	791	13144		
BICYCLE PARTS		11447	239832	87710	1794125	5652
100 U KINGDOM			46959		349831	
327 FRANCE					316	
335 GERMANY W			5240		29057	
347 JAPAN			591		11222	
354 NETHRLNDS					141	
375 SWEDEN			912		5301	
400 U STATES			790		9364	
CARS RAILWAY BOX AND FLAT			54492		405232	
100 U KINGDOM	NO			12	28624	5653
400 U STATES	9	19709		34	59639	
CARS RAILWAY PASSENGER				46	88263	
400 U STATES	NO			5	73014	5654
CARS RAILWAY TANK				5	73014	
400 U STATES	NO			451	774927	5655
CARS RAILWAY N O P				451	774927	
100 U KINGDOM	NO			54	50950	5656
375 SWEDEN	24	10393		24	10393	
400 U STATES	80	207659		468	325211	
CARS RAILWAY PARTS OF		104	218052	546	386554	
100 U KINGDOM			126		37956	5657
335 GERMANY W					1274	
400 U STATES			227928		1731909	
MOTOR RAIL CARS AND PARTS			228054		1771139	
100 U KINGDOM	NO	16	944381	17	966780	5658
327 FRANCE			103		103	
381 ALASKA					700	
400 U STATES	12	1557240		27	1745036	
MOTOR CYCLES SIDE CARS AND PTS		28	2501724	44	2712619	
100 U KINGDOM	NO	229	102400	1236	593581	5660
305 AUSTRIA					386	
317 CZECHO S	4	1223		27	7783	
327 FRANCE				5	549	
335 GERMANY W	27	7397		488	100303	
344 ITALY	52	9865		324	64301	
354 NETHRLNDS				3	401	
400 U STATES	87	86433		332	309784	
MOTOR VEHICLES N O P		399	207318	2415	1077088	
100 U KINGDOM	NO	10	17517	118	165638	5661
306 BELGIUM				1	946	
314 COLOMBIA				1	929	
327 FRANCE	1	530		4	4471	
335 GERMANY W	29	14479		36	20759	
344 ITALY				39	8168	
361 PANAMA				1	2115	
381 ALASKA				2	4433	
400 U STATES	161	289698		939	3282979	
TRACTION ENGINES NOP AND PARTS		201	322224	1141	3490438	
400 U STATES	NO	1	490	1	543	5663
TRICYCLES N O P		1	490	1	543	
100 U KINGDOM	NO			82	1734	5664

IMPORTS INTO CANADA FOR CONSUMPTION

115

Articles and Countries from which Imported	MONTH OF JULY 1956		SEVEN MONTHS ENDED JULY 1956		Class Number
	Quantities	Values (\$)	Quantities	Values (\$)	
335 GERMANY W	58	573	304	2712	
400 U STATES	281	2403	8335	38377	
	339	2976	8721	42823	
FRAMES FOR BICYCLES	NO				5670
TRUCKS BODIES FOR STREET CARS					5671
FACTORY WAREHOUSE TRUCKS MOTOR	NO				5672
100 U KINGDOM	2	6894	17	57006	
335 GERMANY W			4	8930	
359 NORWAY				147	
400 U STATES	93	405010	561	2482910	
	95	411904	582	2548993	
FORK LIFT TRUCKS AND PARTS	NO				5674
100 U KINGDOM	4	17875	43	152027	
375 SWEDEN			3	613	
400 U STATES	200	880495	1384	6274978	
	204	898370	1430	6427618	
ROLLER BEARINGS AND PARTS NOP					5680
100 U KINGDOM		38781		373308	
305 AUSTRIA		3502		19400	
306 BELGIUM				213	
335 GERMANY W		45813		187212	
344 ITALY		517		6187	
354 NETHRLNDS				11374	
375 SWEDEN		42993		410062	
376 SWITZRLND		1053		6408	
381 ALASKA				76	
400 U STATES		408873		3898090	
		541532		4912330	
ANCHORS FOR VESSELS	CWT				5681
100 U KINGDOM	216	2690	2033	26240	
359 NORWAY	4	120	4	120	
400 U STATES	203	5669	3220	81525	
	423	8479	5257	107885	
BALL AND ROLR BRNGS FOR AUTOS					5682
100 U KINGDOM		1726		16460	
306 BELGIUM		92		92	
335 GERMANY W		769		24833	
354 NETHRLNDS				1146	
375 SWEDEN				17684	
400 U STATES		196881		1983093	
		199468		2043308	
BALLS ROLLERS FOR BEARINGS					5683
100 U KINGDOM				1224	
327 FRANCE				13753	
335 GERMANY W		874		67416	
344 ITALY		765		765	
375 SWEDEN		48281		90888	
400 U STATES		32528		317684	
		82448		491730	
BURNISHING BALLS					5684
100 U KINGDOM				899	
335 GERMANY W				491	
400 U STATES		1435		7015	
		1435		8405	
BALL BEARINGS AND PARTS N O P					5685
100 U KINGDOM		39231		228366	
305 AUSTRIA		4816		49559	
335 GERMANY W		18148		350363	
344 ITALY		3463		22501	
347 JAPAN		1210		1210	
375 SWEDEN		45427		453474	
376 SWITZRLND		2219		22189	
400 U STATES		387771		3208552	
		502285		4336214	
BOTTLES STEEL FOR GAS					5686
100 U KINGDOM		29103		62514	
220 BERMUDA				3630	
224 JAMAICA				232	
227 BAHAMAS				2150	
334 ST PIERRE				60	
400 U STATES		210016		1578229	
		239119		1646815	
BAYONETS SWORDS FOILS MASKS					5687
100 U KINGDOM		219		2046	
327 FRANCE				235	
335 GERMANY W				842	
344 ITALY				79	
365 POLAND				122	
400 U STATES		50		8687	
		269		12011	
MATERIALS FOR CREAM SEPARATORS					5688
DRUMS CYLINDERS BARRELS TANKS					5690
100 U KINGDOM		33214		186476	
335 GERMANY W				1770	
381 ALASKA		246		2192	
400 U STATES		290265		1864164	
		323725		2054602	
FRAMES FOR PURSES RETICULES					5691
100 U KINGDOM		7241		68347	
305 AUSTRIA				480	
306 BELGIUM		4664		32737	
327 FRANCE				2479	
335 GERMANY W		7706		47518	

IMPORTS INTO CANADA FOR CONSUMPTION

Articles and Countries from which Imported	MONTH OF JULY 1956		SEVEN MONTHS ENDED JULY 1956		Class Number
	Quantities	Values (\$)	Quantities	Values (\$)	
344 ITALY		1607		7513	
372 SPAIN		706		3561	
400 U STATES		7940		101483	
		29864		264118	
FURNITURE OF METAL					5692
100 U KINGDOM		41548		216257	
231 HONG KONG		776		4320	
305 AUSTRIA		108		335	
306 BELGIUM		109		109	
316 CUBA				150	
318 DENMARK		496		3500	
322 EGYPT				250	
327 FRANCE		197		692	
335 GERMANY W		1073		22531	
344 ITALY		105		5800	
347 JAPAN		580		2181	
354 NETHRLNDS		699		2663	
375 SWEDEN		1364		10541	
376 SWITZRLND		327		2306	
381 ALASKA				7123	
383 HAWAII				363	
400 U STATES		671686		5127812	
		719068		5406933	
MATERIALS FOR BUOYS					5693
100 U KINGDOM				601	
375 SWEDEN				1597	
400 U STATES		10380		101581	
		10380		103779	
GOLF SHAFTS OF SEAMLESS STEEL					5694
100 U KINGDOM		5161		96304	
400 U STATES		771		11148	
		5932		107452	
MATERIALS FOR RIFLES					5695
400 U STATES		5359		12098	
		5359		12098	
METAL PARTS FOR SHOTGUNS					5696
400 U STATES		391		461	
		391		461	
GUN BARRELS ROUGH BORED					5697
100 U KINGDOM				1546	
375 SWEDEN				176302	
400 U STATES				119	
				177967	
GUNS RIFLES AIR GUNS FIREARMS					5698
100 U KINGDOM		4003		476578	
305 AUSTRIA				122	
306 BELGIUM		532		3786	
317 CZECHO S				3173	
327 FRANCE				991	
335 GERMANY W		8339		20142	
344 ITALY		700		4880	
347 JAPAN				92	
359 NORWAY				1279	
372 SPAIN		620		3989	
376 SWITZRLND				601	
400 U STATES		50738		272064	
		64932		787697	
GUNS NOT MADE IN CANADA					5699
100 U KINGDOM		16098		71631	
305 AUSTRIA		529		3401	
306 BELGIUM		62820		133673	
317 CZECHO S		795		16160	
318 DENMARK				11850	
327 FRANCE				1776	
335 GERMANY W		720		3169	
344 ITALY		2746		10910	
354 NETHRLNDS				645	
359 NORWAY				3185	
372 SPAIN		1082		5151	
375 SWEDEN		24305		400641	
400 U STATES		653566		1818110	
		762661		2480302	
KNIFE FORK SCISSORS BLANKS					5700
100 U KINGDOM		1511		12672	
354 NETHRLNDS				2742	
400 U STATES		9817		100278	
		11328		115692	
METAL PARTS LODSELEAF BINDERS					5701
100 U KINGDOM		11328		62409	
400 U STATES		42621		315456	
		53949		377865	
MAGIC LANTERNS AND SLIDES					5702
100 U KINGDOM		1849		10331	
335 GERMANY W		1606		8451	
344 ITALY				102	
347 JAPAN		1473		3913	
363 PERU				120	
376 SWITZRLND		1346		3138	
383 HAWAII				576	
400 U STATES		38911		442566	
		45185		469197	
PRESSED STEEL BELT PULLEYS					5703
100 U KINGDOM		900		7373	
400 U STATES		24752		111381	
		25652		118754	

IMPORTS INTO CANADA FOR CONSUMPTION

Articles and Countries from which Imported	MONTH OF JULY 1956		SEVEN MONTHS ENDED JULY 1956		Class Number
	Quantities	Values (\$)	Quantities	Values (\$)	
RAILWAY TIES FISH PLATES IRON 100 U KINGDOM 306 BELGIUM 335 GERMANY W 354 NETHRLNDS 400 U STATES	CWT 32756 69 219 105 2767 35916	194803 443 1172 642 27490 224550	122368 1022 2550 183 32513 158636	726690 5520 12551 1128 246747 992636	5704
RAILWAY INTERSECTION LAYOUTS 381 ALASKA 400 U STATES		301 5780 6081		436 45245 45681	5705
SAFES AND DOORS FOR VAULTS 100 U KINGDOM 335 GERMANY W 359 NORWAY 375 SWEDEN 400 U STATES		15697 159 111 63175 79142		126237 123 4003 544 661062 791969	5706
SCALES BALANCES WEIGHING BEAMS 100 U KINGDOM 306 BELGIUM 317 CZECHO S 335 GERMANY W 344 ITALY 347 JAPAN 354 NETHRLNDS 359 NORWAY 375 SWEDEN 376 SWITZRLND 384 P RICO 400 U STATES		17669 12335 13285 87 265 538 15706 311148 371033		87093 30527 410 52790 345 87 2692 230 6743 41714 184 2051969 2274784	5707
STEEL WOOL 400 U STATES		1681 1681		91629 91629	5708
LATH OF IRON OR STEEL 100 U KINGDOM 335 GERMANY W 347 JAPAN 400 U STATES	CWT 893 3315 4208	13892 42293 56185	3270 462 33 12818 16583	42166 6401 402 163790 212759	5709
VALVES IRON OR STEEL N O P 100 U KINGDOM 318 DENMARK 335 GERMANY W 347 JAPAN 354 NETHRLNDS 375 SWEDEN 400 U STATES		82854 5042 1060 962317 1051273		332694 1295 7199 5221 102219 12024 6053674 6514326	5713
MANUFACTURES OF IRON STEEL NOP 100 U KINGDOM 231 HONG KONG 234 AUSTRALIA 305 AUSTRIA 306 BELGIUM 317 CZECHO S 318 DENMARK 327 FRANCE 335 GERMANY W 344 ITALY 347 JAPAN 352 MEXICO 354 NETHRLNDS 359 NORWAY 360 ISRAEL 372 SPAIN 375 SWEDEN 376 SWITZRLND 381 ALASKA 384 P RICO 400 U STATES		919190 4742 56 1800 346 839 1102 6290 66916 66572 31539 35138 179 110 335 151422 2501 753 6313731 7603561		3907287 20433 494 9949 21021 839 6798 31065 345174 180429 135463 520 97602 8578 493 523 379836 42164 2048 4118 43472928 48667762	5714
COOKING STOVES COAL OR WOOD 100 U KINGDOM 400 U STATES	NO 1 202 203	263 7032 7295	100 734 834	9591 29472 39063	5715
COOKING STOVES ELEC OVER 25DOL 100 U KINGDOM 400 U STATES	NO 1397 1397	173227 173227	1 11419 11420	822 1353370 1354192	5716
COOKING STOVES GAS OVER 10 DOL 100 U KINGDOM 335 GERMANY W 400 U STATES	NO 3346 3346	291200 291200	8 1 15854 15863	234 62 1392999 1393295	5717
COOKING STOVES OIL OVER 10 DOL 400 U STATES	NO 630 630	17133 17133	1571 1571	43201 43201	5718
FURNACES DOMESTIC HOT WATER 400 U STATES		53629 53629		443519 443519	5719
FURNACES DOMESTIC WARM AIR 400 U STATES	NO 2737 2737	399020 399020	16761 16761	2360844 2360844	5720

IMPORTS INTO CANADA FOR CONSUMPTION

Articles and Countries from which Imported	MONTH OF JULY 1956		SEVEN MONTHS ENDED JULY 1956		Class Number	
	Quantities	Values (\$)	Quantities	Values (\$)		
OIL BURNERS 335 GERMANY W 354 NETHRLNDS 400 U STATES	NO				5721	
			2	158		
			50	1435		
	619	55353	2969	328670		
	619	55353	3021	330263		
RADIATORS CAST IRON 400 U STATES	SQ FT				5722	
			14287	4212		
			14287	4212		
ELECTRIC COOKING APPARATUS NOP 100 U KINGDOM 327 FRANCE 335 GERMANY W 344 ITALY 347 JAPAN 376 SWITZRLNO 400 U STATES		14772		95509	5723	
				242		
				1516		
				3963		
				337		
				558		
		161703		1460389		
	176475		1562514			
HEATING COOKING APPARATUS NOP 100 U KINGDOM 306 BELGIUM 318 DENMARK 335 GERMANY W 344 ITALY 375 SWEDEN 381 ALASKA 400 U STATES		625		18827	5724	
				1283		
		2611		2611		
		157		9941		
				2304		
		1076		4614		
		402608		379		
	407077		1988058			
			2028017			
PARTS HEATING AND COOKING APP 100 U KINGDOM 327 FRANCE 335 GERMANY W 354 NETHRLNDS 375 SWEDEN 400 U STATES		5456		17420	5725	
				3954		
		116		2279		
		89		89		
				638		
		1201052		8508035		
	1206713		8532415			
OVENS COMMERCIAL BAKERY 100 U KINGDOM 400 U STATES				24616	5726	
		4775		192289		
		4775		216905		
GAS STOVE THERMOSTATS LIGHTERS 400 U STATES		5114		46711	5727	
		5114		46711		
HEATERS OIL 20 DOLLARS OR OVER 100 U KINGDOM 306 BELGIUM 335 GERMANY W 400 U STATES	NO				5728	
		1	55	39		
				2		
		2	164	2		
		2224	94681	13871		634873
		2227	94900	13914		636213
METAL STAMPINGS FOR BATHTUBS 400 U STATES	CWT				5729	
		5437	101222	44441		800064
		5437	101222	44441	800064	
INDUSTRIAL FURNACES AND PARTS 100 U KINGDOM 327 FRANCE 335 GERMANY W 344 ITALY 359 NORWAY 375 SWEDEN 376 SWITZRLND 400 U STATES		5109		30078	5730	
				1105		
				5796		
				7975		
				45893		
				5388		
				946		
		247695		1787701		
		252804		1884882		
RANGE OIL BURNERS 400 U STATES	NO				5731	
		204	4883	1828		58252
		204	4883	1828	58252	
WATER HEATER PARTS 100 U KINGDOM 354 NETHRLNDS 400 U STATES				930	5733	
				950		
		43529		367186		
		44529		369066		
WATER HEATERS GAS 100 U KINGDOM 335 GERMANY W 354 NETHRLNDS 400 U STATES	NO				5734	
		24	962	176		
				91		
				2		
		2506	126119	11331		617507
	2530	127081	11600	630792		
WATER HEATERS ELECTRIC 100 U KINGDOM 400 U STATES	NO				5735	
		4	1192	869		
		1884	82775	10042		501573
		83967	10911	519098		
WATER HEATERS N O P 100 U KINGDOM 381 ALASKA 400 U STATES	NO				5736	
				11		
				16		
		301	17713	2039		112649
	301	17713	2066	114214		

IMPORTS INTO CANADA FOR CONSUMPTION

119

Articles and Countries from which Imported	MONTH OF JULY 1956		SEVEN MONTHS ENDED JULY 1956		Class Number
	Quantities	Values (\$)	Quantities	Values (\$)	
GROUP 6					
NONFERROUS METALS AND PRODUCTS					
ALUMINA AND BAUXITE N O P	CWT				6001
100 U KINGDOM	34	463	225	3129	
221 B GUIANA	225322	225414	1069282	1031462	
356 SURINAM	182082	149031	915230	750042	
400 U STATES	45022	59753	657568	1059428	
	452460	434661	2642305	2844061	
BAUXITE ALUMINA FOR REFINING	CWT				6002
221 B GUIANA	6539411	1706220	10037395	2626232	
224 JAMAICA	533214	1824135	1685014	5399162	
328 FR AFRICA	2033655	553476	4000987	1088880	
347 JAPAN			263511	778541	
356 SURINAM	1687617	450210	5113226	1359073	
400 U STATES			1	410	
	10793897	4534041	21100134	11252298	
CRYOLITE OR KRYOLITE	CWT				6003
318 DENMARK			44092	473000	
335 GERMANY W			154350	1817400	
400 U STATES	266	1714	1158	13100	
	266	1714	199600	2303500	
ALUMINUM PIGS INGOTS 8 BLOCKS	CWT				6004
100 U KINGDOM	20	785	1277	37619	
375 SWEDEN			306	8108	
400 U STATES	222	6508	21586	643145	
	242	7293	23169	688872	
ALUMINUM SCRAP	CWT				6005
400 U STATES	1159	20419	20558	485583	
	1159	20419	20558	485583	
ALUMINUM ANGLES CHANNELS BEAMS	CWT				6006
100 U KINGDOM	1037	47236	5810	258854	
400 U STATES	1205	86069	5280	393944	
	2242	133305	11090	652798	
ALUMINUM BAR ROD AND WIRE RODS	CWT				6007
100 U KINGDOM	516	21332	2799	128032	
400 U STATES	429	29633	8420	392638	
	945	50965	11219	520670	
ALUMINUM LEAF OR FOIL					6009
100 U KINGDOM		20562		240545	
305 AUSTRIA		4863		10341	
318 DENMARK				118	
335 GERMANY W				10990	
354 NETHRLNDS		59		2479	
376 SWITZRLND				1218	
400 U STATES		30354		267098	
		55838		532789	
ALUMINUM PIPES AND TUBES	CWT				6010
100 U KINGDOM	240	17251	7604	386849	
335 GERMANY W			6	282	
400 U STATES	787	49426	24685	1374441	
	1027	66677	32295	1761572	
ALUMINUM PLATES SHEETS STRIPS	CWT				6011
100 U KINGDOM	15486	573829	113399	4226194	
306 BELGIUM	134	5499	290	11438	
335 GERMANY W			7	248	
376 SWITZRLND	55	2454	658	30291	
400 U STATES	7970	377923	39160	2046625	
	23645	959705	153514	6314796	
ALUMINUM POWDER AND PASTE	LB				6012
100 U KINGDOM	39750	13682	95904	32085	
335 GERMANY W			5732	3055	
400 U STATES	7766	3754	55228	31205	
	47516	17436	156864	66345	
ALUMINUM WIRE AND CABLE	CWT				6013
100 U KINGDOM	104	5832	8865	231880	
400 U STATES	680	33827	4350	215479	
	784	39659	13215	447359	
ALUMINUM HOUSEHOLD HOLLOW WARE					6014
100 U KINGDOM		4653		31418	
327 FRANCE		52		848	
335 GERMANY W		1951		6463	
344 ITALY		7463		59296	
347 JAPAN		3106		30697	
354 NETHRLNDS				181	
372 SPAIN				1170	
376 SWITZRLND		419		2034	
400 U STATES		81855		665288	
		99499		797395	
ALUMINUM MANUFACTURES N O P					6015
100 U KINGDOM		179931		577923	
224 JAMAICA				245	
231 HONG KONG		58		375	
305 AUSTRIA				1117	
306 BELGIUM				3017	
318 DENMARK				678	
327 FRANCE		297		3169	
335 GERMANY W		6852		24703	
344 ITALY		6250		23724	
347 JAPAN		3008		25304	
354 NETHRLNDS		11441		17562	
375 SWEDEN		989		12616	

IMPORTS INTO CANADA FOR CONSUMPTION

Articles and Countries from which Imported	MONTH OF JULY 1956		SEVEN MONTHS ENDED JULY 1956		Class Number
	Quantities	Values (\$)	Quantities	Values (\$)	
376 SWITZRLND		1262		10147	
400 U STATES		1225639		7397424	
BRASS IN BLOCKS INGOTS OR PIGS		1437980		8098004	
400 U STATES	CWT		77	5716	6021
BRASS SCRAP			77	5716	
	CWT				6022
100 U KINGDOM			20	249	
220 BERMUDA			16	255	
352 MEXICO			117	3502	
381 ALASKA	12	239	12	239	
384 P RICO			118	1297	
400 U STATES	626	12881	6366	187100	
BRASS IN BARS AND RODS	638	13120	6649	192642	
	CWT				6023
100 U KINGDOM	776	27639	2709	100367	
335 GERMANY W	4	267	4	267	
400 U STATES	109	6853	1411	90834	
BRASS IN STRIPS SHEETS PLATES	889	34759	4124	191468	
	CWT				6024
100 U KINGDOM	909	37234	7245	333283	
306 BELGIUM	19	940	116	5113	
400 U STATES	386	26962	2214	157685	
BRASS TUBING	1314	65136	9575	496081	
	CWT				6025
100 U KINGDOM	56	3939	1123	76764	
335 GERMANY W	4	158	203	20520	
376 SWITZRLND	4	902	26	2582	
400 U STATES	751	66301	9139	749996	
METAL CAPS FOR ELEC BATTERIES	815	71300	10491	849862	
400 U STATES					6026
BRASS CUPS FOR PAPER CARTRIDGE		52		27719	
		52		27719	6027
BRASS OR BRONZE COIN LOCKS					6029
400 U STATES		828		2502	
BRASS HAND PUMPS N O P		828		2502	
					6030
100 U KINGDOM				321	
400 U STATES		464		18876	
BRASS VALVES		464		19197	
					6031
100 U KINGDOM		2020		34813	
318 DENMARK		1094		28912	
335 GERMANY W		1196		29211	
344 ITALY		18877		87860	
347 JAPAN		5733		27277	
354 NETHRLNDS				4971	
359 NORWAY				314	
360 ISRAEL				11312	
375 SWEDEN		1222		41142	
400 U STATES		342970		2619772	
BRASS METERS AND PARTS		373112		2885584	
					6032
100 U KINGDOM		7905		35260	
400 U STATES		58268		279360	
BRASS WIRE N O P		66873		314620	
	LB				6033
100 U KINGDOM	10397	4153	64334	33424	
335 GERMANY W			319	216	
400 U STATES	4354	3509	35939	33535	
BRASS WIRE CLOTH OR WOVEN WIRE		7662	100592	67175	
					6034
100 U KINGDOM		420		5650	
327 FRANCE				355	
335 GERMANY W		14526		79969	
347 JAPAN				1916	
354 NETHRLNDS		395		395	
400 U STATES		1636		25220	
BRASS MANUFACTURES N O P		16977		113505	
					6035
100 U KINGDOM		80079		538349	
215 INDIA		1582		11696	
231 HONG KONG		1801		14900	
305 AUSTRIA		345		959	
306 BELGIUM		258		7099	
317 CZECHO S				72	
318 DENMARK		378		2684	
327 FRANCE		2304		13745	
335 GERMANY W		9767		54172	
344 ITALY		9938		126783	
347 JAPAN		12509		77940	
348 KOREA				1150	
354 NETHRLNDS		519		47313	
360 ISRAEL				8560	
366 PORTUGAL				554	
371 THAILAND				217	
372 SPAIN				208	
375 SWEDEN		1087		7789	
376 SWITZRLND		2003		5557	
389 IRELAND				1106	
392 SYRIA		200		440	
400 U STATES		1006826		8041387	
		1129596		8962680	

IMPORTS INTO CANADA FOR CONSUMPTION

121

Articles and Countries from which Imported	MONTH OF JULY 1956		SEVEN MONTHS ENDED JULY 1956		Class Number
	Quantities	Values (\$)	Quantities	Values (\$)	
BRASS WIRE FOR FOURDRINIER					6036
COPPER IN BLOCKS PIGS INGOTS	CWT				6042
207 UN SO AFR	22399	933349	30238	1261776	
400 U STATES			1515	65121	
	22399	933349	31753	1326897	
COPPER SCRAP	CWT				6043
100 U KINGDOM			8404	410284	
381 ALASKA	9	233	9	233	
384 P RICO			50	1095	
400 U STATES	87	1712	82694	3443077	
	96	1945	91157	3854689	
COPPER BARS FOR ELECTRIC WIRES	CWT				6044
100 U KINGDOM	2240	87062	6719	318149	
400 U STATES	2222	85092	22426	823430	
	4462	172154	29145	1141579	
COPPER IN BARS OR RODS N O P	CWT				6046
400 U STATES	296	10078	1639	66686	
	296	10078	1639	66686	
COPPER IN STRIPS SHEETS PLATES	CWT				6047
100 U KINGDOM	780	42778	2583	144931	
400 U STATES	150	12841	1083	106942	
	930	55619	3666	251873	
COPPER TUBING	CWT				6048
100 U KINGDOM	805	57430	4374	296238	
400 U STATES	376	30123	5522	395155	
	1181	87553	9896	691393	
COPPER ROLLERS FOR WALL PAPER					6049
100 U KINGDOM		883		28792	
400 U STATES		166		6513	
		1049		35305	
COPPER WIRE N O P	LB				6050
100 U KINGDOM	3490	3676	3490	3676	
400 U STATES	5288	5845	113975	115807	
	8778	9521	117465	119483	
COPPER WIRE CLOTH WOVEN WIRE					6051
100 U KINGDOM		95		499	
335 GERMANY W				4208	
400 U STATES		416		18626	
		511		23333	
COPPER MANUFACTURES OF N O P					6052
100 U KINGDOM		1428		16295	
215 INDIA				143	
305 AUSTRIA				69	
306 BELGIUM		511		572	
318 DENMARK		60		60	
322 EGYPT				1478	
335 GERMANY W		1756		6359	
344 ITALY		309		1181	
347 JAPAN				1041	
354 NETHRLNDS		12600		27374	
375 SWEDEN		969		3740	
376 SWITZRLND		141		480	
392 SYRIA				432	
400 U STATES		117595		887449	
		135369		946673	
LEAD IN PIGS AND BLOCKS	LB				6061
100 U KINGDOM			43628	6681	
400 U STATES	2009	742	25142	8298	
	2009	742	68770	14979	
LEAD OLD AND SCRAP	LB				6062
224 JAMAICA			34560	728	
338 HAITI			11707	281	
400 U STATES	1551	357	11326	1196	
	1551	357	57593	2205	
LEAD IN BARS AND SHEETS	LB				6063
100 U KINGDOM	8598	1453	28651	4670	
306 BELGIUM			38338	5820	
400 U STATES	1020	428	17631	3998	
	9618	1881	84620	14488	
LEAD PIPE	LB				6064
LEAD CAPSULES FOR BOTTLES					6065
100 U KINGDOM		625		45657	
327 FRANCE		595		1690	
335 GERMANY W				5085	
354 NETHRLNDS		3531		3926	
400 U STATES		3739		3739	
		8490		60097	
LEAD SHOT AND BULLETS	LB				6066
100 U KINGDOM	450	182	2440	1478	
375 SWEDEN			540	356	
400 U STATES			448	638	
	450	182	3428	2472	
TEA LEAD	LB				6067
LEAD MANUFACTURES N O P					6068
100 U KINGDOM		4885		25841	
327 FRANCE				1203	
335 GERMANY W				132	
354 NETHRLNDS		1056		2359	
400 U STATES		18974		122038	
		24915		151573	

IMPORTS INTO CANADA FOR CONSUMPTION

Articles and Countries from which Imported	MONTH OF JULY 1956		SEVEN MONTHS ENDED JULY 1956		Class Number
	Quantities	Values (\$)	Quantities	Values (\$)	
RODS 90 PC NICKEL FOR WIRE 400 U STATES	LB 2264	2687	13087	16013	6070
	2264	2687	13087	16013	
NICKEL NICKEL SILVER IN INGOTS 400 U STATES	LB 5000	3322	333088	91553	6071
	5000	3322	333088	91553	
NICKEL BARS RODS STRIPS SHEETS 100 U KINGDOM 359 NORWAY 400 U STATES	LB 13710	18862	16141 31378	21797 20441	6072
	405063	381284	2629748	2661120	
	418773	400146	2677267	2703358	
NICKEL SILVER BARS RODS STRIPS 400 U STATES	LB		20899	13406	6073
			20899	13406	
NICKEL CHROMIUM IN BARS RODS 100 U KINGDOM 400 U STATES	LB 9950	12893	9950	12893	6074
	115	173	15918	21742	
	10065	13066	25868	34635	
NICKEL MANUFACTURES NOT PLATED 100 U KINGDOM 327 FRANCE 344 ITALY 354 NETHRLNDS 375 SWEDEN 400 U STATES		2160		9364 386 529 108 1175	6075
		6808		111103	
		8968		122665	
NICKEL AND PLATED HOLLOW WARE 100 U KINGDOM 400 U STATES		289		787 2237	6076
		289		3024	
NICKEL PLATED WARE N O P 100 U KINGDOM 215 INDIA 305 AUSTRIA 306 BELGIUM 318 DENMARK 327 FRANCE 335 GERMANY W 344 ITALY 347 JAPAN 354 NETHRLNDS 372 SPAIN 375 SWEDEN 376 SWITZRLND 400 U STATES		13823		119536 136 5046 62 453 5030 129240 13421 42145 8854 500 426 3418	6077
		69935		667855	
		113223		996122	
ELECTRO PLATED WARE GILT WARE 100 U KINGDOM 207 UN SO AFR 215 INDIA 231 HONG KONG 234 AUSTRALIA 305 AUSTRIA 306 BELGIUM 317 CZECHO S 318 DENMARK 327 FRANCE 335 GERMANY W 344 ITALY 347 JAPAN 354 NETHRLNDS 372 SPAIN 375 SWEDEN 376 SWITZRLND 400 U STATES		103953		716337 473 3963 10771 67 641 2480 319 7569 308376 117174 616482 9912 1151 5830 6420 3401	6082
		1300110		8223401	
		1300110		10053486	
GOLD SILVER SWEEPS GOLD FRINGE 100 U KINGDOM 327 FRANCE 400 U STATES		512 507		108 6497 37714	6084
		1019		44319	
GOLD SILVER DUTCH METAL LEAF 100 U KINGDOM 335 GERMANY W 344 ITALY 400 U STATES		4848 175		30075 1748 164	6085
		9110		54286	
		14133		86273	
GOLD MANUFACTURES N O P 100 U KINGDOM 335 GERMANY W 376 SWITZRLND 400 U STATES		9000 1194 58		25666 4603 2259	6086
		5202		47930	
		15454		80458	
PLATINUM PALLADIUM IRIIDIUM 100 U KINGDOM 359 NORWAY 380 USSR 400 U STATES		2205273		12199205 53357 240073	6087
		27109		118803	
		2232382		12611438	
PLATINUM CRUCIBLES 400 U STATES		199372		1093055	6088
		199372		1093055	
PLAT RETORT FOR SULPHURIC ACID					6089
BLACK OXIDE COPPER FOR COLOURS 400 U STATES	LB		500	265	6090
			500	265	

IMPORTS INTO CANADA FOR CONSUMPTION

123

Articles and Countries from which Imported	MONTH OF JULY 1956		SEVEN MONTHS ENDED JULY 1956		Class Number
	Quantities	Values (\$)	Quantities	Values (\$)	
SILVER UNMANUFACTURED	0Z				
100 U KINGDOM	3411	3077	3411	3077	6091
400 U STATES			5443	5104	
	3411	3077	8854	8181	
COIN FOREIGN EXCEPT GOLD					6092
TOILET ARTICLES OF STERLING					6093
100 U KINGDOM		640		5700	
335 GERMANY W				547	
400 U STATES		132		2102	
		772		8349	
SILVER MANUFACTURES N O P					6094
100 U KINGDOM		51340		247463	
224 JAMAICA				112	
231 HONG KONG				215	
234 AUSTRALIA				176	
318 DENMARK		1525		16766	
322 EGYPT				72	
327 FRANCE				541	
335 GERMANY W		1772		9900	
344 ITALY				1836	
347 JAPAN				1904	
352 MEXICO		1068		1883	
354 NETHRLNDS				572	
359 NORWAY		322		848	
375 SWEDEN		529		3599	
376 SWITZRLND		343		896	
388 YUGO SLAV				135	
400 U STATES		20541		114109	
		77440		401027	
TIN BLOCKS PIGS OR BARS	CWT				6101
100 U KINGDOM	1992	188477	3719	356580	
218 MALAYA	3472	321490	14661	1407867	
306 BELGIUM	3136	289517	15008	1459583	
354 NETHRLNDS	672	61947	6786	667635	
366 PORTUGAL			220	21565	
400 U STATES			7476	762755	
	9272	861431	47870	4675985	
TINFOIL	LB				6102
100 U KINGDOM			178	126	
400 U STATES	272	360	9209	10796	
	272	360	9387	10922	
COLLAPSIBLE TUBES OF METAL					6103
100 U KINGDOM		426		907	
400 U STATES		2722		97797	
		3148		98704	
ZINC SPELTER	CWT				6111
ZINC BLOCKS PIGS BARS PLATES	CWT				6112
100 U KINGDOM			251	4931	
335 GERMANY W	50	964	60	1164	
400 U STATES	40	1342	1053	31957	
	90	2306	1364	38052	
ZINC STRIP AND SHEETS	CWT				6113
100 U KINGDOM	330	6256	461	8444	
306 BELGIUM	155	2743	1496	29069	
335 GERMANY W	1248	22594	3668	66222	
400 U STATES	1223	40159	10885	302461	
	2956	71752	16510	406196	
ZINC DUST	CWT				6115
100 U KINGDOM	200	3336	4254	68304	
400 U STATES	118	2349	2264	36115	
	318	5685	6518	104419	
ZINC MANUFACTURES N O P					6116
100 U KINGDOM		1028		19068	
306 BELGIUM		542		8051	
327 FRANCE		176		549	
335 GERMANY W		241		11839	
400 U STATES		174263		1433761	
		176250		1473268	
ZINC SLUGS FOR DRY BATTERIES					6117
327 FRANCE				166	
400 U STATES		11726		165702	
		11726		165868	
ALLOYS OF COPPER					6119
100 U KINGDOM		5134		15385	
335 GERMANY W				16346	
375 SWEDEN				1030	
400 U STATES		18898		263857	
		24032		296618	
ALLOYS OF MAGNESIUM					6120
100 U KINGDOM				11328	
400 U STATES		21971		244416	
		21971		255744	
BABBITT METAL IN BLOCKS BARS	CWT				6121
100 U KINGDOM			45	2868	
400 U STATES	31	3093	158	13894	
	31	3093	203	16762	
BRITANNIA METAL PIGS BLOCKS	CWT				6122
BRITANNIA METAL MANUFACTURES					6123
100 U KINGDOM		188		6761	
318 DENMARK				2151	
400 U STATES		183		11176	
		371		20088	

IMPORTS INTO CANADA FOR CONSUMPTION

Articles and Countries from which Imported	MONTH OF JULY 1956		SEVEN MONTHS ENDED JULY 1956		Class Number
	Quantities	Values (\$)	Quantities	Values (\$)	
CHROMIUM TUNGSTEN FOR ALLOYS					
100 U KINGDOM	LB 9501	32628	48581	79668	6124
305 AUSTRIA	24	310	24	310	
335 GERMANY W			200	678	
400 U STATES	7915	46536	61857	242841	
	17440	79474	110662	323497	
ALLOY SLUGS CAST WITH DIAMONDS					
400 U STATES		3096		23258	6125
		3096		23258	
PHOSPHOR TIN PHOSPHOR BRONZE					
100 U KINGDOM	LB 111422	98504	647584	487425	6126
335 GERMANY W	33600	26479	155858	99649	
400 U STATES	21205	18722	179627	160076	
	166227	143705	983069	747150	
WATCHES OVER ONE JEWEL					
100 U KINGDOM		59		1031	6127
331 HONG KONG				137	
305 AUSTRIA		75		504	
327 FRANCE		4540		13963	
335 GERMANY W		6266		56244	
344 ITALY				175	
376 SWITZRLND		98268		519555	
400 U STATES		1102		17550	
		110310		609159	
WATCHES ONE OR NO JEWEL					
100 U KINGDOM		4770		8031	6128
305 AUSTRIA		355		1069	
335 GERMANY W		197		3389	
375 SWEDEN				280	
376 SWITZRLND		38214		198109	
400 U STATES		53		11919	
		43589		222797	
WATCH ACTIONS OVER ONE JEWEL					
100 U KINGDOM				16631	6129
327 FRANCE		18926		48499	
335 GERMANY W		12935		94374	
344 ITALY				229	
376 SWITZRLND		424258		2084498	
400 U STATES		18251		106659	
		474370		2350890	
WATCH ACTIONS ONE OR NO JEWEL					
100 U KINGDOM		14096		25395	6130
327 FRANCE				1585	
335 GERMANY W		379		8995	
376 SWITZRLND		6748		39741	
400 U STATES				1253	
		21223		77669	
CLOCKS					
100 U KINGDOM	NO 51	1135	21920	58321	6131
306 BELGIUM			14	78	
327 FRANCE			12124	16052	
335 GERMANY W	52940	135830	237380	572954	
344 ITALY			277	624	
347 JAPAN	24	57	154	434	
354 NETHRLNDS	6	69	14	348	
375 SWEDEN			28	509	
376 SWITZRLND	359	4568	4817	29288	
400 U STATES	11887	60922	102736	503415	
	65267	202581	379464	1182023	
CLOCK MOVEMENTS AND CASES					
100 U KINGDOM		1001		23445	6132
327 FRANCE				3486	
335 GERMANY W		5797		15286	
376 SWITZRLND		214		460	
400 U STATES		7204		57325	
		14216		100072	
PARTS OF CLOCK MOVEMENTS					
100 U KINGDOM		914		28403	6133
335 GERMANY W		1182		5134	
354 NETHRLNDS				3925	
359 NORWAY		2262		2734	
376 SWITZRLND				2636	
400 U STATES		31702		244407	
		36060		287239	
TIME RECORDERS					
100 U KINGDOM		1813		6585	6134
225 TRINIDAD		2377		9325	
318 DENMARK		190		190	
335 GERMANY W				2530	
376 SWITZRLND		475		4432	
400 U STATES		10576		105381	
		15431		128443	
WATCH CASES AND PARTS					
100 U KINGDOM		1611		7718	6136
231 HONG KONG				3705	
327 FRANCE		16708		75743	
335 GERMANY W		9579		62696	
347 JAPAN		60		243	
354 NETHRLNDS				626	
376 SWITZRLND		52151		215593	
400 U STATES		65630		494994	
		145739		861318	
PARTS OF WATCH MOVEMENTS					
100 U KINGDOM		2632		73741	6138

IMPORTS INTO CANADA FOR CONSUMPTION

125

Articles and Countries from which Imported	MONTH OF JULY 1956		SEVEN MONTHS ENDED JULY 1956		Class Number
	Quantities	Values (\$)	Quantities	Values (\$)	
327 FRANCE		1809		7104	
335 GERMANY W		846		15143	
347 JAPAN		142		142	
376 SWITZRLND		41157		253071	
400 U STATES		13588		122458	
		60174		471659	
BATTERIES FLASHLIGHT AND PARTS					6139
231 HONG KONG		689		3214	
400 U STATES		2109		38552	
		2798		41766	
BATTERIES HEARING AID AND PTS					6140
400 U STATES		16295		190098	
		16295		190098	
BATTERIES ELECTRIC PRIMARY NOP					6141
100 U KINGDOM		1145		8887	
231 HONG KONG		488		657	
327 FRANCE		114		10874	
335 GERMANY W				5081	
347 JAPAN		491		2141	
400 U STATES		32222		303224	
		34460		330864	
BATTERIES STORAGE N O P PARTS					6142
100 U KINGDOM		9788		174472	
305 AUSTRIA				74	
327 FRANCE		811		9958	
335 GERMANY W		199		9491	
375 SWEDEN				2086	
400 U STATES		67637		987335	
		78435		1183416	
APPARATUS ELECTRIC HEATING NOP					6143
100 U KINGDOM		629		38864	
327 FRANCE				742	
335 GERMANY W		2213		8473	
344 ITALY				1830	
347 JAPAN		74		74	
375 SWEDEN				446	
384 P RICO				1392	
400 U STATES		209170		1021972	
		212086		1073793	
DYNAMOS GENERATORS AND PTS NOP					6144
100 U KINGDOM		243589		1347400	
306 BELGIUM		386		386	
317 CZECHO S				120	
318 DENMARK				202	
327 FRANCE				1645	
335 GERMANY W		2607		29022	
347 JAPAN		177		863	
354 NETHRLNDS				118036	
375 SWEDEN				4335	
376 SWITZRLND				48256	
381 ALASKA		80		80	
383 HAWAII				5700	
400 U STATES		1069831		6754273	
		1316670		8310318	
FUSES FUSE PLUGS CUTOUTS PARTS					6145
100 U KINGDOM		1364		75015	
327 FRANCE		196		4883	
335 GERMANY W				140	
375 SWEDEN				89	
376 SWITZRLND				308	
400 U STATES		109716		736208	
		111276		816643	
FLUORESCENT TUBES ARC LAMPS	NO				6146
100 U KINGDOM			710	2585	
354 NETHRLNDS			7183	2670	
375 SWEDEN			170	492	
400 U STATES	27738	31069	562513	390852	
	27738	31069	570576	396599	
LAMPS ELECTRIC CARBON FILAMENT	NO				6147
400 U STATES			3506	755	
			3506	755	
LAMPS ELECTRIC METAL FILAMENT	NO				6148
100 U KINGDOM	28962	3209	90145	10317	
231 HONG KONG			612550	5018	
305 AUSTRIA			1162	651	
306 BELGIUM	5000	675	25590	3531	
327 FRANCE	26	445	1231	787	
335 GERMANY W	4000	500	5904	2105	
347 JAPAN	2338400	38295	7509500	120783	
354 NETHRLNDS	58327	7710	886045	62732	
375 SWEDEN	125	356	660	800	
400 U STATES	581350	131929	7077738	1173353	
	3016190	183119	16210525	1380077	
LIGHTS HEAD SIDE TAIL TORCHES					6149
100 U KINGDOM		5507		32972	
231 HONG KONG		20006		138987	
317 CZECHO S				855	
327 FRANCE		241		460	
335 GERMANY W		6839		33764	
347 JAPAN		1239		4616	
354 NETHRLNDS				1360	
400 U STATES		70232		560961	
		104064		773975	
ELECTRIC LIGHT FIXTURES N O P					6150
100 U KINGDOM		3750		45535	
231 HONG KONG		205		1967	

IMPORTS INTO CANADA FOR CONSUMPTION

Articles and Countries from which Imported	MONTH OF JULY 1956		SEVEN MONTHS ENDED JULY 1956		Class Number
	Quantities	Values (\$)	Quantities	Values (\$)	
305 AUSTRIA		1272		4735	
306 BELGIUM		834		1078	
317 CZECHOS		3871		12445	
318 DENMARK		711		5165	
326 FINLAND				170	
327 FRANCE		2543		14151	
335 GERMANY W		8346		59343	
344 ITALY		9470		31593	
347 JAPAN		6061		19899	
352 MEXICO				120	
354 NETHRLNDS		1058		9259	
359 NORWAY		291		20587	
372 SPAIN		892		6909	
375 SWEDEN		889		6274	
400 U STATES		429568		3505729	
		469761		3744959	
LIGHTNING ARRESTERS REACTORS					6151
100 U KINGDOM				21072	
327 FRANCE				1919	
375 SWEDEN		514		15504	
376 SWITZRLND		8334		28136	
400 U STATES		34022		251285	
		42870		317916	
MAGNETOS FOR GAS ENGINES					6152
100 U KINGDOM				921	
400 U STATES		958		35493	
		958		36414	
METERS ELECTRIC AND PARTS NOP					6153
100 U KINGDOM		30089		197506	
305 AUSTRIA		474		1589	
318 DENMARK				109	
327 FRANCE				715	
335 GERMANY W				1005	
347 JAPAN		1357		20923	
354 NETHRLNDS				3572	
359 NORWAY		367		367	
375 SWEDEN				114	
376 SWITZRLND		3957		28340	
400 U STATES		290241		1744289	
		326485		1998529	
MOTORS ELECTRIC UNDER 10 DOL	NO				6154
100 U KINGDOM	500	2401	3272	22595	
306 BELGIUM			2688	4920	
335 GERMANY W			20	132	
347 JAPAN			1720	549	
354 NETHRLNDS			181	1160	
400 U STATES		22660	80422	314274	
		23160	88303	343630	
MOTORS ELECTRIC NOP AND PARTS					6155
100 U KINGDOM		312448		1473010	
306 BELGIUM		14570		63817	
318 DENMARK				1442	
335 GERMANY W		6865		31340	
344 ITALY				1347	
347 JAPAN		59		1053	
354 NETHRLNDS		660		7046	
359 NORWAY				349	
375 SWEDEN		434		13169	
376 SWITZRLND		2905		9805	
400 U STATES		1203819		9007072	
		1541760		10609450	
RHEOSTATS CONTROLLERS STARTERS					6156
100 U KINGDOM		32713		249423	
231 HONG KONG		1425		4138	
305 AUSTRIA				742	
318 DENMARK		60		3232	
335 GERMANY W		1315		4642	
344 ITALY				337	
354 NETHRLNDS				216	
376 SWITZRLND		2565		48674	
400 U STATES		1040031		6702235	
		1078109		7013639	
SAD IRONS ELECTRIC AND PARTS					6157
100 U KINGDOM		9610		47796	
335 GERMANY W		54		54	
361 PANAMA				62	
400 U STATES		57642		392810	
		67306		440722	
SELFCONTAINED LIGHTING OUTFITS					6158
100 U KINGDOM				908	
400 U STATES		4167		17899	
		4167		18807	
SOCKETS OUTLETS RECEPTACLES					6159
100 U KINGDOM		1204		6677	
354 NETHRLNDS				204	
400 U STATES		196898		1674458	
		198102		1681339	
SPARK PLUGS MAGNETOS IGNITION					6160
100 U KINGDOM		4583		42582	
335 GERMANY W				9403	
400 U STATES		52156		483850	
		56739		535835	
SWITCHES SWITCHBOARDS AND PTS					6161
100 U KINGDOM		310835		1658116	
305 AUSTRIA		158		3042	
327 FRANCE		7094		30015	

IMPORTS INTO CANADA FOR CONSUMPTION

127

Articles and Countries from which Imported	MONTH OF JULY 1956		SEVEN MONTHS ENDED JULY 1956		Class Number
	Quantities	Values (\$)	Quantities	Values (\$)	
335 GERMANY W		229		48643	
347 JAPAN				1338	
359 NORWAY				98	
375 SWEDEN				1647	
376 SWITZRLND		116220		616726	
400 U STATES		1235708		7908354	
		1670244		10267979	
SWITCHGEAR FOR MINES					6162
100 U KINGDOM		17496		33231	
400 U STATES		16516		80475	
		34012		113706	
TELEGRAPH APPARATUS AND PARTS					6163
100 U KINGDOM		269577		550358	
218 MALAYA				4950	
335 GERMANY W		361		1345	
400 U STATES		615756		3438011	
		885694		3994664	
TELEPHONE APPARATUS AND PARTS					6164
100 U KINGDOM		229123		1507227	
234 AUSTRALIA				1295	
305 AUSTRIA				4148	
306 BELGIUM				5079	
318 DENMARK				8335	
335 GERMANY W		3257		9258	
347 JAPAN				2396	
354 NETHRLNDS				7934	
375 SWEDEN		1524		63357	
376 SWITZRLND				2410	
381 ALASKA				130	
400 U STATES		1217479		7702758	
		1451383		9314327	
TRANSFORMERS AND PARTS N O P					6165
100 U KINGDOM		359963		1184203	
305 AUSTRIA				69635	
318 DENMARK				315	
327 FRANCE		180		2953	
335 GERMANY W		1249		47951	
344 ITALY				318	
347 JAPAN				1640	
354 NETHRLNDS		3532		18263	
375 SWEDEN		5262		52078	
376 SWITZRLND		257651		771512	
381 ALASKA				597	
400 U STATES		480198		3971027	
		1108035		6120492	
RADIO TUBES					6166
100 U KINGDOM	No	975	22921	18929	156479
344 ITALY		1300	569	4150	1809
354 NETHRLNDS		29253	13202	302899	119584
376 SWITZRLND				24	512
400 U STATES		553340	582507	4915970	5494026
		584868	619199	5241972	5772480
RADIO APPARATUS N O P					6167
100 U KINGDOM		340533		2884787	
305 AUSTRIA				2357	
318 DENMARK		631		7176	
335 GERMANY W		8088		41737	
344 ITALY				7308	
347 JAPAN		1820		11500	
354 NETHRLNDS		49842		210882	
384 P RICO				850	
400 U STATES		2792591		22250497	
		3193505		25417094	
ELECTRIC DRY SHAVING MACHINES					6168
100 U KINGDOM				1306	
305 AUSTRIA				16717	
335 GERMANY W		9843		93172	
347 JAPAN				350	
354 NETHRLNDS		47615		217744	
376 SWITZRLND		380		5541	
384 P RICO				41701	
400 U STATES		216598		1331570	
		274436		1708101	
ELECT STEAM GENERATORS AND PTS					6169
100 U KINGDOM	No	1	279403	2	1619844
376 SWITZRLND		1	157208	8	1014252
400 U STATES		2	61262	7	1058804
		4	497873	17	3692900
ELECTRIC APPARATUS N O P					6170
100 U KINGDOM		130232		1093881	
231 HONG KONG				3519	
234 AUSTRALIA				398	
305 AUSTRIA				1504	
306 BELGIUM				474	
317 CZECHO S				8192	
318 DENMARK				1360	
327 FRANCE		2891		13409	
335 GERMANY W		3764		39930	
344 ITALY				1863	
347 JAPAN		5508		20078	
354 NETHRLNDS		3013		57948	
359 NORWAY				692	
375 SWEDEN		7068		20376	
376 SWITZRLND		19966		114696	
400 U STATES		2169411		15631807	
		2341853		17010127	

IMPORTS INTO CANADA FOR CONSUMPTION

Articles and Countries from which Imported	MONTH OF JULY 1956		SEVEN MONTHS ENDED JULY 1956		Class Number
	Quantities	Values (\$)	Quantities	Values (\$)	
ELECTRIC PRECISION INSTRUMENTS					6171
100 U KINGDOM		94845		340379	
225 TRINIDAO		2607		13778	
318 DENMARK		648		5280	
327 FRANCE		200		6492	
335 GERMANY W		3789		43071	
344 ITALY				451	
347 JAPAN		694		694	
354 NETHRLNDS		196		10354	
375 SWEDEN				13490	
376 SWITZRLND		1344		44543	
400 U STATES		578232		5009300	
		682555		5487832	
ELECTRIC OR GAS WELDING APP					6172
100 U KINGDOM		11995		88727	
305 AUSTRIA				51875	
327 FRANCE		1684		7260	
335 GERMANY W		554		7473	
375 SWEDEN				2148	
376 SWITZRLND				13697	
381 ALASKA				110	
400 U STATES		591921		3914714	
		606154		4086004	
RADIO RECEIVING SETS	NO				6173
100 U KINGDOM	965	24090	1854	63078	
305 AUSTRIA			1	88	
318 DENMARK			2	251	
327 FRANCE	2	150	3	242	
335 GERMANY W	326	18136	2063	104768	
347 JAPAN	1740	17916	4545	43073	
354 NETHRLNDS	55	2100	107	2999	
359 NORWAY	2	219	2	219	
363 PERU			1	105	
375 SWEDEN			5	405	
400 U STATES	2799	77633	30378	992736	
	5889	140244	38961	1207964	
TELEVISION RECEIVING SETS	NO				6174
400 U STATES	717	56788	4383	373295	
	717	56788	4383	373295	
RADIO SET PARTS TARIFF 445D					6175
100 U KINGDOM		72758		565508	
318 DENMARK		769		3620	
327 FRANCE				378	
335 GERMANY W		1613		20729	
347 JAPAN		216		1670	
354 NETHRLNDS		44585		167448	
375 SWEDEN				851	
376 SWITZRLND		400		2764	
384 P RICO				131	
400 U STATES		313316		3059568	
		433657		3822667	
RADIO TUBE PARTS TARIFF 445P					6176
100 U KINGDOM		1986		36637	
335 GERMANY W				774	
344 ITALY		500		500	
354 NETHRLNDS		3897		10778	
400 U STATES		461160		4445059	
		467543		4493748	
SOUND EQUIPMENT					6177
100 U KINGDOM		1797		42224	
234 AUSTRALIA				1155	
318 DENMARK		100		1366	
327 FRANCE				791	
335 GERMANY W				7421	
344 ITALY				81	
347 JAPAN		430		8837	
354 NETHRLNDS		1305		78802	
376 SWITZRLND				2475	
400 U STATES		243676		2125251	
		247308		2268403	
LIGHTING FIXTURES GAS COAL OIL					6181
100 U KINGDOM		1293		19002	
231 HONG KONG		168		826	
318 DENMARK				357	
327 FRANCE				1679	
335 GERMANY W		107		10303	
344 ITALY		509		940	
347 JAPAN		3431		17393	
354 NETHRLNDS				843	
372 SPAIN		95		95	
375 SWEDEN		132		132	
376 SWITZRLND		283		283	
400 U STATES		13395		158872	
		19413		210725	
GAS MANTLES GAS BURNERS					6182
100 U KINGDOM				1012	
327 FRANCE				53	
400 U STATES		4715		35351	
		4715		36416	
GAS METERS AND PARTS					6183
100 U KINGDOM		13490		159271	
400 U STATES		190832		819447	
		204322		978718	
PLATES CYLINDERS ENGRAVERS					6191
100 U KINGDOM		175		13513	
335 GERMANY W		71		497	

IMPORTS INTO CANADA FOR CONSUMPTION

129

Articles and Countries from which Imported	MONTH OF JULY 1956		SEVEN MONTHS ENDED JULY 1956		Class Number
	Quantities	Values (\$)	Quantities	Values (\$)	
354 NETHRLNDS		57791		5763	
400 U STATES		58037		494495	
PLATES PRINTING 2 COL DURS				514268	6192
100 U KINGDOM		51		1760	
347 JAPAN		110		191	
376 SWITZRLND				185	
400 U STATES		12256		139146	
PLATES FOR PRINTING MUSIC		12417		141282	6193
400 U STATES		2602		24084	
STEREOTYPES ELECTROTYPES NOP	SQ IN			24084	6194
335 GERMANY W			1017	64	
400 U STATES	10174	2187	99117	21061	
MATRICES FOR STEREOTYPES 475A	10174	2187	100134	21125	6195
400 U STATES	SQ IN				
STEREOTYPES FOR BOOKS	53026	517	1111819	6886	6196
100 U KINGDOM	53026	517	1111819	6886	
400 U STATES		138	115817	1115	
STEREOTYPES FOR ADVERTISEMENTS	238135	13302	2319996	149552	6197
100 U KINGDOM	239287	13440	2435813	150667	
354 NETHRLNDS	SQ IN				
376 SWITZRLND			5369	589	
400 U STATES	373664	12168	176	360	
TYPE METAL IN BLOCKS PLATES	373664	12168	278	69	6198
400 U STATES	LB		2469625	92757	
TYPE PRINTING CHASES QUOINS			2475448	93775	
100 U KINGDOM			560	272	6199
310 BULGARIA		1425	560	272	
318 DENMARK					
327 FRANCE					
335 GERMANY W		690			
344 ITALY					
354 NETHRLNDS		51			
380 USSR					
381 ALASKA		481			
400 U STATES		14078			
PRINTG PLATES FOR PUBLICATIONS		16725		122625	6200
100 U KINGDOM		386		145485	
327 FRANCE					
335 GERMANY W		300			
354 NETHRLNDS					
400 U STATES		36447		279573	
MOULING MATERIAL ELECTROTYPE		37133		282286	6201
400 U STATES		1756		17150	
TUNGSTEN BEARING ORES	CWT			17150	6208
234 AUSTRALIA			229	22834	
309 BRAZIL			89	10770	
400 U STATES			920	126951	
CHROME ORE	CWT		1238	160555	6210
205 RHOD NYAS			22425	24757	
207 UN SO AFR			175114	103124	
216 PAKISTAN			4091	4195	
379 TURKEY			20000	38805	
400 U STATES	39246	65779	182943	323079	
ANTIMONY OR REGULUS OF	39246	65779	404573	493960	6211
100 U KINGDOM	LB				
313 CHINA	30000	7721	208240	55979	
BISMUTH METALLIC NATURAL			597109	108763	6212
363 PERU	LB		805349	164742	
400 U STATES	100	235	15816	32142	
CINNABAR	100	235	140	439	6214
COBALT ORE	LB		15956	32581	
400 U STATES	CWT				6215
MANGANESE ORE			19	1031	
100 U KINGDOM	CWT		19	1031	6216
207 UN SO AFR	112	741	1164	10945	
210 G COAST	105314	178235	66998	148380	
215 INDIA			127714	252679	
307 BEL CONGO	82880	187007	522756	1087763	
316 CUBA	593	1547	179379	414854	
352 MEXICO			360485	776953	
379 TURKEY			51229	92212	
400 U STATES	5017	29529	22886	39233	
ORES OF METALS M O P	193916	397059	802478	1647030	6217
100 U KINGDOM	CWT			4470049	
307 BEL CONGO			313	3161	
363 PERU			400	800	
400 U STATES	4335	20827	80985	636709	
	4335	20827	30031	149893	
			111729	790563	

IMPORTS INTO CANADA FOR CONSUMPTION

Articles and Countries from which Imported	MONTH OF JULY 1956		SEVEN MONTHS ENDED JULY 1956		Class Number
	Quantities	Values (\$)	Quantities	Values (\$)	
MERCURY OR QUICKSILVER	L8				
100 U KINGDOM	224	857	621	2406	6218
344 ITALY			102643	334875	
352 MEXICO			25345	81781	
372 SPAIN	15200	44984	30406	131237	
400 U STATES	587	2610	94488	321218	
	16011	48451	253503	871517	
ANODES NICKEL ZINC COPPER ETC					
354 NETHRLNDS		866		866	6219
400 U STATES		6117		21696	
		6983		22562	
ARTICLES FOR AGRIC IMPLEMENTS					
100 U KINGDOM				6681	6220
400 U STATES		26132		219436	
		26132		226117	
ARTICLES FOR STORAGE BATTERIES					
400 U STATES		23677		201780	6221
		23677		201780	
BELLS FOR CHURCHES					
100 U KINGDOM		2747		9003	6222
327 FRANCE		1279		44416	
354 NETHRLNDS				1115	
376 SWITZRLND				1395	
400 U STATES		3953		93072	
		7979		149001	
BELLS AND GONGS N O P					
100 U KINGDOM		1968		4157	6223
215 INDIA				548	
306 BELGIUM				3259	
327 FRANCE				227	
335 GERMANY W		3209		10457	
344 ITALY				176	
347 JAPAN		376		1002	
354 NETHRLNDS				496	
376 SWITZRLND		111		411	
400 U STATES		9660		132701	
		15324		153434	
SLIDE OR ZIPPER FASTENERS					
100 U KINGDOM		591		2690	6225
335 GERMANY W				267	
400 U STATES		6554		32644	
		7145		35601	
BUCKLES CLASPS EYELETS HOOKS					
100 U KINGDOM		10954		80597	6226
317 CZECHO S				1069	
327 FRANCE				2675	
335 GERMANY W		7346		41214	
344 ITALY		697		2465	
354 NETHRLNDS				98	
375 SWEDEN		181		181	
376 SWITZRLND		681		3953	
400 U STATES		95071		902597	
		114930		1034849	
CAGES ANIMAL OF WIRE AND PARTS					
100 U KINGDOM		496		16504	6227
306 BELGIUM		2290		2395	
335 GERMANY W		281		4133	
347 JAPAN				154	
354 NETHRLNDS		172		172	
400 U STATES		3443		46672	
		6682		70030	
CHRONOMETERS COMPASSES SHIPS					
100 U KINGDOM		1823		81061	6228
335 GERMANY W		94025		96132	
376 SWITZRLND				131	
400 U STATES		10323		57793	
		106171		235117	
METAL ARTICLES FOR JEWELLERY					
100 U KINGDOM		373		3198	6229
317 CZECHO S				78	
335 GERMANY W		501		10394	
347 JAPAN				863	
376 SWITZRLND				115	
400 U STATES		28443		250776	
		29317		265424	
ARTICLES FOR USE IN FISHERIES					
100 U KINGDOM		3830		24272	6230
327 FRANCE				979	
347 JAPAN		364		2317	
354 NETHRLNDS				64	
359 NORWAY		74		1131	
366 PORTUGAL				3229	
400 U STATES		25410		153106	
		29678		185098	
ARTICLES N O P FOR MFR SHIPS					
100 U KINGDOM		142704		822092	6232
318 DENMARK				458	
335 GERMANY W		2030		13725	
354 NETHRLNDS				2146	
375 SWEDEN		901		5033	
400 U STATES		373833		3123550	
		519468		3967004	
ELEMENTS FOR LAMP FILAMENTS					
305 AUSTRIA		3072		31623	6233
354 NETHRLNDS		2084		28521	
400 U STATES		86201		975940	
		91357		1036084	

IMPORTS INTO CANADA FOR CONSUMPTION

131

Articles and Countries from which Imported	MONTH OF JULY 1956		SEVEN MONTHS ENDED JULY 1956		Class Number
	Quantities	Values (\$)	Quantities	Values (\$)	
METAL PTS FOR COVERED BUTTONS 400 U STATES		6021		46289	6234
		6021		46289	
NAILS TACKS BRASS OR COPPER 100 U KINGDOM 400 U STATES		2192		347	6235
		2192		12529	
				12876	
PATTERNS OF METAL NOT MODELS 327 FRANCE 400 U STATES		108874		100	6236
		108874		300491	
				300591	
UMBRELLA PARTS EXCEPT FABRIC 100 U KINGDOM 306 BELGIUM 327 FRANCE 335 GERMANY W 344 ITALY 375 SWEDEN 400 U STATES		74		1181	6237
		852		852	
				273	
		2182		25728	
		986		2417	
				76	
		19744		204384	
		23838		234911	
RIVETS BURRS BRASS OR COPPER 100 U KINGDOM 335 GERMANY W 400 U STATES		998		3676	6238
				133	
		11440		114332	
		12438		118141	
SCREWS OF METAL N O P 100 U KINGDOM 231 HONG KONG 306 BELGIUM 335 GERMANY W 347 JAPAN 375 SWEDEN 400 U STATES		1193		3119	6240
				4687	
				2101	
		4044		16981	
				401	
				1964	
		10433		77420	
		15670		106673	
SHOE AND CORSET EYELETS HOOKS 100 U KINGDOM 335 GERMANY W 344 ITALY 400 U STATES				141	6241
		1660		15762	
		4024		18451	
		28511		177052	
		34195		211406	
TIPS STUDS FOR CORSET CLASPS 100 U KINGDOM 400 U STATES				1415	6242
		459		4145	
		459		5560	
TRACTION ENGINE MATERIALS					6243
WIRE FOR SHOE NAILING MACHINES 100 U KINGDOM 400 U STATES	LB			570	6245
	154	63	4480	2015	
	154	63	7547	2585	
			12027		
WIRE NON FERROUS COVERED 100 U KINGDOM 335 GERMANY W 354 NETHRLNDS 375 SWEDEN 400 U STATES		140277		783370	6247
		263		417331	
				241	
				315	
		312738		3252298	
		453278		4453555	
WIRE TINSEL FOR BRAIDS CORDS 335 GERMANY W 400 U STATES		6315		18035	6248
		406		1785	
		6721		19820	
WIRE STRANDED NON FERROUS 100 U KINGDOM 327 FRANCE 335 GERMANY W 354 NETHRLNDS 376 SWITZRLNO 400 U STATES		685		15581	6249
		172		172	
		307		8905	
		3023		3918	
		181		181	
		21526		433913	
		25894		462670	
WIRE NON FERROUS N O P 100 U KINGDOM 305 AUSTRIA 327 FRANCE 335 GERMANY W 354 NETHRLNDS 375 SWEOEN 400 U STATES		8464		47130	6250
		587		587	
				326	
		3963		10418	
		389		941	
		6112		11917	
		41357		498567	
		60872		569886	
NON FERROUS METALS AND PRODUCT 100 U KINGDOM 220 BERMUOA 314 COLOMBIA 327 FRANCE 335 GERMANY W 347 JAPAN 352 MEXICO 354 NETHRLNDS 375 SWEDEN 376 SWITZRLND 400 U STATES		33499		146828	6251
				721	
				5886	
				2146	
		192		7004	
				2245	
		9006		15554	
		811		6727	
		152		5089	
				564	
		1307224		4708340	
		1350884		4901104	
PARTS FOR MFR OF SHUTTLES 335 GERMANY W 400 U STATES				136	6252
		8417		99623	
		8417		99759	

IMPORTS INTO CANADA FOR CONSUMPTION

Articles and Countries from which Imported	MONTH OF JULY 1956		SEVEN MONTHS ENDED JULY 1956		Class Number
	Quantities	Values (\$)	Quantities	Values (\$)	
HINGES FOR JEWELLERY BOXES 400 U STATES		2135		21289	6253
MATERIALS FOR MFR MINING MACH 335 GERMANY W 375 SWEDEN 400 U STATES		2135		21289	6254
		741		5393	
		2941		3581	
		3682		30348	
MAGNESIUM SCRAP	LB			39322	6255
METAL POWDER FRICTION MATERIAL 400 U STATES		1014		5162	6256
		1014		5162	
RESIDUES NON FERROUS 100 U KINGDOM 400 U STATES	CWT	2460	19791	212749	6257
		5461	81874	544652	
		7921	105656	757401	
TUNGSTEN CARBIDE INSERTS 375 SWEDEN 400 U STATES				312011	6258
				56158	
				110031	
TUNGSTEN CARBIDE TIPS BLANKS 100 U KINGDOM 335 GERMANY W 375 SWEDEN 400 U STATES				505	6259
				156	
				1877	
				16024	
				18841	
				20718	
				110164	

IMPORTS INTO CANADA FOR CONSUMPTION

Articles and Countries from which Imported	MONTH OF JULY 1956		SEVEN MONTHS ENDED JULY 1956		Class Number
	Quantities	Values (\$)	Quantities	Values (\$)	
<u>GROUP 7</u>					
<u>NON METALLIC MINERALS</u>					
ASBESTOS PACKING	L B				7001
100 U KINGDOM	12984	9246	111158	75095	
400 U STATES	19595	21430	130970	118571	
	32579	30676	242128	193666	
ASBESTOS BRAKE LINING FOR AUTO					7002
100 U KINGDOM		292		8689	
306 BELGIUM		201		201	
335 GERMANY W		517		1640	
400 U STATES		40566		258619	
		41576		269149	
ASBESTOS MANUFACTURES N O P					7003
100 U KINGDOM		129010		543768	
207 UN SO AFR				26700	
306 BELGIUM		2084		9886	
344 ITALY		73464		108826	
376 SWITZRLND				794	
400 U STATES		273860		1518966	
		478418		2208940	
ASBESTOS CLUTCH FACINGS AUTO					7004
100 U KINGDOM		104		885	
400 U STATES		46581		213089	
		46685		213974	
BRAKE LININGS AND FACINGS NOP					7005
100 U KINGDOM		4164		41373	
400 U STATES		13937		99001	
		18101		140374	
CHINA CLAY GROUND	CWT				7011
100 U KINGDOM	88625	60220	529919	402774	
400 U STATES	116812	98423	898770	781040	
	205437	158643	1428689	1183814	
FIRE CLAY GROUND	CWT				7012
100 U KINGDOM			4001	4612	
400 U STATES	185777	50991	898236	279512	
	185777	50991	902237	284124	
PIPE CLAY GROUND	CWT				7013
400 U STATES	29025	4227	44105	6740	
	29025	4227	44105	6740	
CLAYS N O P GROUND					7014
100 U KINGDOM				469	
305 AUSTRIA				310	
400 U STATES		44285		351669	
		44285		352448	
ZIRCONIUM SILICATE					7015
234 AUSTRALIA				3972	
400 U STATES		9803		77963	
		9803		81935	
ZIRCONIUM OXIDE					7016
400 U STATES		1852		10711	
		1852		10711	
SAGGARS FOR CERAMIC PRODUCTS					7017
100 U KINGDOM				157	
400 U STATES		2410		73614	
		2410		73771	
ACTIVATED CLAY TO REFINE OILS					7018
335 GERMANY W				1874	
400 U STATES		133922		884080	
		133922		885954	
GROG FOR REFRACTORY MATERIALS	TON				7019
400 U STATES	694	19328	5873	172573	
	694	19328	5873	172573	
BRICK BUILDING	TON				7021
400 U STATES	12602	275427	74505	1655174	
	12602	275427	74505	1655174	
BRICK FIRE CHROME					7022
400 U STATES		88747		585030	
		88747		585030	
BRICK FIRE MAGNESITE					7023
335 GERMANY W				3730	
400 U STATES		43143		422359	
		43143		426089	
BRICK FIRE 90 PER CENT SILICA					7024
400 U STATES		156682		1196143	
		156682		1196143	
BRICK FIRE 100 DOL THOUSAND					7025
335 GERMANY W		4663		4663	
400 U STATES		89856		734213	
		94519		738876	
BRICK FIRE FURNACE OR KILN					7026
100 U KINGDOM		1022		19551	
335 GERMANY W				3104	
400 U STATES		401299		3030421	
		402321		3053076	
BRICK FIRE N O P					7027
100 U KINGDOM		36625		172306	
318 DENMARK				18694	
335 GERMANY W				418	
400 U STATES		415983		2439938	
		452608		2631356	

IMPORTS INTO CANADA FOR CONSUMPTION

Articles and Countries from which Imported	MONTH OF JULY 1956		SEVEN MONTHS ENDED JULY 1956		Class Number
	Quantities	Values (\$)	Quantities	Values (\$)	
BRICK PAVING	TON				
400 U STATES	108	1722	1257	21680	7028
BUILDING BLOCKS BUILDING TILE	108	1722	1257	21680	
100 U KINGDOM		5694		55776	7029
306 BELGIUM		507		702	
400 U STATES		137452		875681	
DRAIN PIPES SEWER PIPES N O P		143653		932159	
100 U KINGDOM		6376		34903	7030
400 U STATES		23655		396239	
DRAIN TILES NOT GLAZED		30031		431142	7031
TILES FOR MOSAIC FLOORING					
100 U KINGDOM		4723		31278	7032
317 CZECHOS				785	
327 FRANCE		2067		2723	
344 ITALY		877		12137	
347 JAPAN		31694		146124	
354 NETHRLNDS				128	
372 SPAIN		293		293	
400 U STATES		5299		56254	
EARTHENWARE TILES FOR ROOFING		44953		249722	
306 BELGIUM		244		542	7033
400 U STATES		2097		9910	
TILES EARTHENWARE N D P		2341		10452	
100 U KINGDOM		114261		653350	7034
306 BELGIUM		694		17189	
317 CZECHOS		3263		17488	
327 FRANCE				3148	
335 GERMANY W		14670		80199	
344 ITALY				40950	
347 JAPAN		20120		117929	
354 NETHRLNDS				8322	
372 SPAIN		32773		161489	
375 SWEDEN				2200	
400 U STATES		17379		116771	
CHINA AND PORCELAIN WARE N O P		203160		1219035	
100 U KINGDOM		82		9394	7043
231 HONG KONG				209	
327 FRANCE				60	
335 GERMANY W		62		993	
344 ITALY				52	
347 JAPAN		229		9334	
400 U STATES		3108		25087	
DEMIJOHNS CHURNS CROCKS N O P		3481		45129	
318 DENMARK				67	7045
347 JAPAN				842	
400 U STATES		5655		22493	
TABLEWARE OF CHINA PORCELAIN		5655		23402	
100 U KINGDOM		1116241		7258361	7046
220 BERMUDA				272	
231 HONG KONG		1504		8544	
234 AUSTRALIA		303		412	
305 AUSTRIA		89		2337	
306 BELGIUM				4168	
317 CZECHOS		3589		3589	
318 DENMARK		10405		22903	
326 FINLAND				69	
327 FRANCE		9221		28534	
335 GERMANY W		17657		108714	
340 HUNGARY				912	
344 ITALY		9484		40933	
347 JAPAN		92824		465947	
354 NETHRLNDS		1273		5463	
359 NORWAY		1313		4132	
360 ISRAEL				107	
365 POLAND				1140	
366 PORTUGAL				502	
372 SPAIN		50		800	
375 SWEDEN		3174		5805	
376 SWITZRLND		288		997	
384 P RICO		527		5793	
390 GERMANY E		2037		2670	
400 U STATES		98790		781631	
STONEWARE EARTHENWARE N O P		1368769		8754735	
100 U KINGDOM		29474		214189	7047
231 HONG KONG		261		2024	
234 AUSTRALIA				255	
305 AUSTRIA		110		564	
306 BELGIUM				3124	
318 DENMARK		4448		8686	
327 FRANCE		2379		14888	
335 GERMANY W		26048		90063	
336 GREECE		331		889	
340 HUNGARY				385	
344 ITALY		10101		38263	

IMPORTS INTO CANADA FOR CONSUMPTION

Articles and Countries from which Imported	MONTH OF JULY 1956		SEVEN MONTHS ENDED JULY 1956		Class Number
	Quantities	Values (\$)	Quantities	Values (\$)	
347 JAPAN		50594		247541	
352 MEXICO				64	
354 NETHRLNDS		575		4338	
359 NORWAY		1383		5733	
365 POLAND				84	
366 PORTUGAL		757		2353	
372 SPAIN		56		1370	
375 SWEDEN		3251		6073	
376 SWITZRLND		250		10217	
390 GERMANY E		1755		2361	
400 U STATES		93315		601011	
		225088		1254475	
CHEMICAL STONWARE ACID RESIST					7048
100 U KINGDOM		399		5710	
335 GERMANY W				295	
400 U STATES		14914		99972	
		15313		105977	
PORCELAIN RUBBER GLOVE FORMS					7049
400 U STATES		571		10142	
		571		10142	
ARTIFICIAL TEETH NOT MOUNTED					7051
100 U KINGDOM		845		2423	
225 TRINIDAD		3879		13904	
305 AUSTRIA				140	
327 FRANCE		268		268	
335 GERMANY W		3305		18811	
344 ITALY				941	
354 NETHRLNDS		761		1895	
376 SWITZRLND		841		6262	
400 U STATES		103915		728366	
		113814		773010	
BATHS BATHTUBS BASINS ETC NOP					7052
100 U KINGDOM		207945		1072138	
327 FRANCE				148	
335 GERMANY W		12812		52627	
344 ITALY				1204	
347 JAPAN		18823		75850	
381 ALASKA				80	
400 U STATES		425380		2422124	
		664960		3624171	
CRUCIBLES N O P AND COVERS					7053
100 U KINGDOM		1798		13520	
327 FRANCE				87	
335 GERMANY W		845		965	
400 U STATES		8043		46103	
		10686		60675	
INSULATORS ELECTRIC PORCELAIN					7055
100 U KINGDOM		9260		112808	
306 BELGIUM				885	
317 CZECHO S				4633	
327 FRANCE				2877	
335 GERMANY W				1427	
344 ITALY				4081	
347 JAPAN		76		86313	
376 SWITZRLND				2102	
400 U STATES		72796		522025	
		82132		737151	
MANUFACTURES OF CLAY N O P					7056
100 U KINGDOM		3558		11559	
215 INDIA		3258		7508	
306 BELGIUM		54		276	
347 JAPAN				483	
400 U STATES		72405		468910	
		79275		488736	
BRIQUETTES OF COAL OR COKE	TON				7060
400 U STATES	6170	75566	67110	854421	
	6170	75566	67110	854421	
ANTHRACITE SCREENINGS OR DUST	TON				7061
400 U STATES	4936	24135	15053	75897	
	4936	24135	15053	75897	
ANTHRACITE DOMESTIC SIZES	TON				7062
100 U KINGDOM	7763	146336	44842	732029	
400 U STATES	159889	1956588	941075	11974327	
	167652	2102924	985917	12706356	
ANTHRACITE SMALLER SIZES N O P	TON				7063
100 U KINGDOM	1306	18642	28311	422880	
400 U STATES	56051	399543	223384	2266474	
	57357	418185	321695	2689354	
COAL BITUMINOUS AND COAL N O P	TON				7064
100 U KINGDOM			155	987	
400 U STATES	1902149	9263436	10842824	52513383	
	1902149	9263436	10842979	52514370	
COAL LIGNITE	TON				7065
400 U STATES	77	393	823	4191	
	77	393	823	4191	
COAL EXWAREHOUSED SHIPS STORES	TON				7066
400 U STATES	57639	300765	174515	896487	
	57639	300765	174515	896487	
BENZOL	GAL				7070
354 NETHRLNDS			329900	105733	
400 U STATES	225	129	484226	208355	
	225	129	814126	314088	
COAL TAR CRUDE IN BULK	GAL				7071
100 U KINGDOM	1050	228	74260	14881	
400 U STATES	70181	14062	222224	45026	
	71231	14290	303554	59907	

IMPORTS INTO CANADA FOR CONSUMPTION

Articles and Countries from which Imported	MONTH OF JULY 1956		SEVEN MONTHS ENDED JULY 1956		Class Number
	Quantities	Values (\$)	Quantities	Values (\$)	
COAL PITCH					7072
100 U KINGDOM	CWT 8048	13227	102151	153604	
400 U STATES	164024	290521	764645	1352519	
	172072	303748	866796	1506123	
CARBOLIC OR HEAVY OIL					7073
100 U KINGDOM	GAL 20113	8638	553148	112251	
234 AUSTRALIA	1125	240	3770	812	
400 U STATES	204257	33708	614614	115492	
	225495	42586	1171532	228555	
COKE PETROLEUM					7074
400 U STATES	TON 36244	420903	217555	2563588	
	36244	420903	217555	2563588	
COKE GROUND FOR BATTERIES					7075
	TON				
COKE N O P					7077
100 U KINGDOM	TON		27	956	
400 U STATES	38327	559180	302044	4774362	
	38327	559180	302071	4775318	
DECANTERS AND TUMBLERS					7079
100 U KINGDOM				2752	
306 BELGIUM		1576		3409	
317 CZECHO S				415	
318 DENMARK				231	
327 FRANCE		291		10584	
335 GERMANY W		321		1361	
340 HUNGARY				1655	
344 ITALY				70	
347 JAPAN		221		1271	
366 PORTUGAL				303	
375 SWEDEN				526	
400 U STATES		52334		300807	
		54743		323384	
LAMP CHIMNEYS					7080
335 GERMANY W		695		695	
400 U STATES		9490		37922	
		10185		38617	
GLASS PLATES FOR OPTICAL MFR					7081
100 U KINGDOM				4652	
327 FRANCE				67	
335 GERMANY W		123		7826	
400 U STATES		39923		349428	
		40046		361973	
GLASS CARBOYS BOTTLES JARS					7082
100 U KINGDOM		121072		765031	
231 HONG KONG				563	
305 AUSTRIA		241		1314	
306 BELGIUM		2389		2824	
317 CZECHO S		1072		3873	
318 DENMARK				1156	
327 FRANCE		4118		18597	
335 GERMANY W		1188		18190	
340 HUNGARY				945	
344 ITALY		1121		16268	
347 JAPAN		1971		6266	
354 NETHRLNDS				166	
372 SPAIN		154		154	
375 SWEDEN				1576	
376 SWITZRLND				3197	
400 U STATES		466633		3076772	
		599959		3916892	
GLASS TABLEWARE CUT GLASS NOP					7083
100 U KINGDOM		53920		237613	
305 AUSTRIA		967		2578	
306 BELGIUM		13872		60330	
317 CZECHO S		32400		173069	
318 DENMARK		1926		6858	
327 FRANCE		10269		40537	
335 GERMANY W		44594		166939	
340 HUNGARY		7622		18338	
344 ITALY		9828		35922	
347 JAPAN		5892		40815	
354 NETHRLNDS		4553		12840	
359 NORWAY		682		682	
365 POLAND		229		1433	
366 PORTUGAL		370		370	
372 SPAIN				249	
375 SWEDEN		15548		56076	
376 SWITZRLND				400	
389 IRELAND		197		2333	
390 GERMANY E				282	
400 U STATES		120539		878138	
		323408		1735802	
LAMP BULBS AND TUBING FOR					7084
100 U KINGDOM				3273	
335 GERMANY W		188		3505	
347 JAPAN				2610	
354 NETHRLNDS				3314	
400 U STATES		124322		1415362	
		124510		1428064	
GLASS SHADES OR GLOBES					7085
100 U KINGDOM				2534	
306 BELGIUM				974	
400 U STATES		5102		69641	
		5102		73149	
LENSES GLASS N O P					7086
100 U KINGDOM		144		4749	

IMPORTS INTO CANADA FOR CONSUMPTION

Articles and Countries from which Imported	MONTH OF JULY 1956		SEVEN MONTHS ENDED JULY 1956		Class Number
	Quantities	Values (\$)	Quantities	Values (\$)	
305 AUSTRIA				8074	
327 FRANCE		223		1127	
335 GERMANY W		5520		15819	
347 JAPAN				800	
400 U STATES		24497		127830	
		30384		158399	
FRESNEL TYPE LENSES GLOBES					7087
100 U KINGDOM		89		730	
335 GERMANY W		586		685	
400 U STATES		10431		84681	
		11106		86096	
MOULDED SHAPES FOR ELECT FIXT					7088
100 U KINGDOM		136		5443	
317 CZECHO S		2621		14636	
318 DENMARK				662	
327 FRANCE				3243	
335 GERMANY W		3595		18573	
354 NETHRLNDS		1364		13726	
400 U STATES		83858		824112	
		91574		880395	
HEAT RESISTING GLASSWARE					7089
100 U KINGDOM		5105		71821	
317 CZECHO S		90		3422	
335 GERMANY W		1115		6392	
400 U STATES		238818		2308010	
		245128		2389645	
SHEET GLASS OVER 34 OZ SQ FT	SQ FT				7090
100 U KINGDOM	74228	18876	417901	113588	
306 BELGIUM	233136	61741	1510814	381729	
317 CZECHO S	39107	5840	469056	51074	
327 FRANCE	28844	5792	276371	57911	
335 GERMANY W	105120	24962	949549	224697	
347 JAPAN			7100	981	
354 NETHRLNDS	352	175	4322	1333	
400 U STATES	101432	36898	1082118	337790	
	582219	154284	4717231	1169103	
SHEET GLASS TRANSPRT TO 34 OZ	SQ FT				7091
100 U KINGDOM	1541440	136445	7342079	674673	
306 BELGIUM	2581285	232033	18515306	1647112	
317 CZECHO S	1737571	63199	7953934	303989	
326 FINLAND	129088	7452	129088	7452	
327 FRANCE	677817	35798	5137147	339687	
335 GERMANY W	1094046	94038	6991430	572707	
347 JAPAN	200700	10965	1828100	90747	
354 NETHRLNDS			7700	600	
365 POLAND			431710	16969	
370 ROUMANIA	19500	1197	19500	1197	
390 GERMANY E			224906	10672	
400 U STATES			287305	26794	
	7981447	581127	48868205	3692599	
GLASS FOR PHOTD DRY PLATES					7092
PLATE GLASS NOT OVER 7 SQ FT	SQ FT				7093
100 U KINGDOM	53790	20514	345726	153340	
306 BELGIUM	5167	2769	72399	29031	
317 CZECHO S			355	355	
327 FRANCE	1313	559	13631	6086	
335 GERMANY W	21026	10146	36489	15740	
400 U STATES	34976	15018	257245	123925	
	116272	49006	725845	328477	
PLATE GLASS 7 TO 25 SQ FT	SQ FT				7094
100 U KINGDOM	361431	161489	2572730	1109632	
306 BELGIUM	65408	31198	368948	185946	
317 CZECHO S			1978	812	
327 FRANCE	26276	14161	95656	50426	
335 GERMANY W	3547	1964	60174	29802	
400 U STATES	142861	78968	977779	500641	
	599523	287780	4077265	1877259	
PLATE GLASS N O P	SQ FT				7095
100 U KINGDOM	320153	165687	2519697	1216609	
306 BELGIUM	209239	99823	1015332	538669	
317 CZECHO S	8000	3264	19051	7595	
327 FRANCE	26673	13427	206420	106193	
335 GERMANY W	16578	8902	230216	121542	
354 NETHRLNDS			1142	1015	
400 U STATES	933171	410981	9669402	4232193	
	1513814	702084	13661260	6223816	
GERMAN MIRROR PLATE UNSILVERED					7096
LAMINATED GLASS SHEETS	SQ FT				7097
100 U KINGDOM	17898	8921	166814	87791	
306 BELGIUM	1435	1044	2651	1801	
317 CZECHO S			14632	6491	
335 GERMANY W	11471	5985	65909	33756	
400 U STATES	1076	2997	5809	19175	
	31880	18947	255815	149014	
GLASS SHEETS WIRED	SQ FT				7099
100 U KINGDOM	72653	40620	562875	209797	
306 BELGIUM	36265	6443	150624	25580	
317 CZECHO S			26800	3155	
327 FRANCE			2583	536	
335 GERMANY W	5640	952	9237	1753	
354 NETHRLNDS	9680	6644	49236	34446	
400 U STATES	466	461	14212	6457	
	124704	55120	815567	281724	

IMPORTS INTO CANADA FOR CONSUMPTION

Articles and Countries from which Imported	MONTH OF JULY 1956		SEVEN MONTHS ENDED JULY 1956		Class Number
	Quantities	Values (\$)	Quantities	Values (\$)	
GLASS CAST AND SHEET GLASS NOP	SQ FT				7100
100 U KINGDOM	7597	1519	54484	18650	
306 BELGIUM	1471	613	5264	4176	
317 CZECHO S	5156	1383	5156	1383	
327 FRANCE			1012	344	
335 GERMANY W			13123	6009	
347 JAPAN			4300	583	
400 U STATES	9273	4895	28476	10818	
	23497	8410	111815	41963	
ORNAMENTAL COLOURED GLASS	SQ FT				7111
100 U KINGDOM	18193	7312	84684	24867	
306 BELGIUM	18719	10265	41262	17033	
327 FRANCE			139	61	
335 GERMANY W	1546	1012	10202	3778	
400 U STATES	15708	16158	77839	73996	
	54166	34747	214126	119735	
PAINTED OBSCURED WHITE GLASS	SQ FT				7112
100 U KINGDOM	215168	32372	1466250	257908	
306 BELGIUM	138963	16358	528080	73312	
317 CZECHO S	10529	2800	78941	9274	
327 FRANCE	2646	292	50864	8109	
335 GERMANY W	19797	9856	60807	19856	
347 JAPAN			23800	1922	
354 NETHRLNDS			7299	937	
400 U STATES	76333	26570	700607	213581	
	463436	88248	2916648	584899	
STAINED OR ORNAMENTAL WINDOWS					7113
100 U KINGDOM				14369	
305 AUSTRIA				98	
327 FRANCE		2910		40533	
335 GERMANY W		6367		7642	
344 ITALY				100	
354 NETHRLNDS		1155		5872	
400 U STATES				2959	
		10432		71573	
MIRRORS OF GLASS FRAMED OR NOT					7114
100 U KINGDOM		4767		36609	
306 BELGIUM		29195		167917	
317 CZECHO S		1268		4457	
318 DENMARK				764	
327 FRANCE		62		1938	
335 GERMANY W		6179		18411	
344 ITALY		637		2191	
347 JAPAN		2475		20426	
354 NETHRLNDS		1609		1609	
400 U STATES		64754		488470	
		110946		742792	
GLASS BALLS FOR FIBRES OR YARN					7120
400 U STATES		10480		162936	
		10480		162936	
GLASS TO BE CUT OR MOUNTED					7121
100 U KINGDOM				926	
306 BELGIUM		11958		60991	
317 CZECHO S		537		1643	
327 FRANCE				296	
335 GERMANY W		2992		15202	
340 HUNGARY				1017	
365 POLAND		345		345	
400 U STATES		17077		114655	
		32909		195075	
GLASS BLANKS FOR REFLECTORS					7122
400 U STATES		22055		233175	
		22055		233175	
BEADS FOR MFR IMITATION PEARLS					7123
347 JAPAN				1750	
400 U STATES		454		19221	
		454		20971	
ARTIFICIAL EYES CONTACT LENSES					7124
100 U KINGDOM				74	
400 U STATES		567		3022	
		567		3166	
PHOTOGRAPHIC DRY PLATES					7125
100 U KINGDOM		511		15251	
306 BELGIUM		6686		7086	
400 U STATES		9150		91251	
		16347		113588	
SPECTACLES EYE GLASS LENSES					7126
100 U KINGDOM		146		11093	
305 AUSTRIA				5186	
306 BELGIUM				392	
317 CZECHO S				1562	
327 FRANCE		637		26622	
335 GERMANY W		3443		14621	
344 ITALY		185		25322	
347 JAPAN		2872		78075	
376 SWITZRLND		97		298	
400 U STATES		34857		431350	
		42237		594521	
MANUFACTURES OF GLASS N O P					7127
100 U KINGDOM		19263		80544	
231 HONG KONG		18144		27622	
305 AUSTRIA		2972		4020	
306 BELGIUM		38700		115876	
317 CZECHO S		4653		19152	
318 DENMARK		536		4015	
327 FRANCE		635		12986	

IMPORTS INTO CANADA FOR CONSUMPTION

Articles and Countries from which Imported	MONTH OF JULY 1956		SEVEN MONTHS ENDED JULY 1956		Class Number
	Quantities	Values (\$)	Quantities	Values (\$)	
335 GERMANY W		31873		185771	
344 ITALY		13203		36035	
347 JAPAN		2611		9233	
354 NETHRLNOS				10656	
359 NORWAY		449		449	
375 SWEDEN		4629		20733	
376 SWITZRLND		58		1325	
390 GERMANY E		124		475	
400 U STATES		193490		1395253	
		331540		1924145	
GLASS WOOL OR FIBRE GLASS	LB				7128
100 U KINGDOM	22495	12619	34430	18815	
335 GERMANY W	43948	22900	79247	45298	
400 U STATES	151294	43480	1575305	507559	
	217737	78999	1688982	571672	
GLASS BLOCKS					7129
100 U KINGDOM		68		68	
317 CZECHO S		4512		20825	
327 FRANCE				2337	
400 U STATES		51082		328830	
		55662		352060	
PLUMBAGO NOT GROUND OR MFRD					7131
217 CEYLON				6670	
333 MADAGASCAR		77		291	
352 MEXICO				15645	
359 NORWAY				5205	
400 U STATES		1966		22930	
		2043		50741	
CRUCIBLES PLUMBAGO AND COVERS					7132
100 U KINGDOM		11834		63728	
400 U STATES		10082		80329	
		21916		144057	
PLUMBAGO GROUND AND MFRS NOP					7133
100 U KINGDOM		775		24482	
305 AUSTRIA				258	
335 GERMANY W		7733		20487	
352 MEXICO				6777	
354 NETHRLNDS		148		148	
376 SWITZRLND				188	
400 U STATES		54896		481412	
		63552		533752	
MICA UNMANUFACTURED	CWT				7138
100 U KINGDOM			12	300	
215 INDIA	64	8230	1405	81373	
304 ARGENTINA			55	5815	
309 BRAZIL			8	979	
352 MEXICO			22	309	
400 U STATES	6	1424	151	19516	
	70	9654	1653	108292	
MICA MANUFACTURES OF					7139
100 U KINGDOM		1001		24361	
400 U STATES		37781		266214	
		38782		290575	
ASPHALTUM OR ASPHALT	CWT				7141
100 U KINGDOM	46	238	57	294	
225 TRINIDAD			1756	1855	
400 U STATES	72528	105742	370943	533533	
	72574	105980	372756	535682	
ASPHALTUM OIL FOR PAVING	GAL				7143
400 U STATES	9397	1269	27137	3855	
	9397	1269	27137	3855	
OIL FOR CONCENTRATION OF ORES	GAL				7151
400 U STATES	26286	33447	115294	171144	
	26286	33447	115294	171144	
CRUDE PETROLEUM FOR REFINING	M GAL				7153
225 TRINIDAD	13902	957150	54031	3784364	
303 ARABIA	27465	1527914	134716	8684132	
314 COLOMBIA	8457	490748	31589	1931242	
342 IRAN	6015	463937	6015	463937	
387 VENEZUELA	225038	16129666	1431550	104940031	
391 LEBANON	31106	2443169	154458	12147151	
392 SYRIA			12998	899383	
400 U STATES	20045	1703756	121211	10512053	
	332028	23716340	1946568	143362293	
PETROLEUM TOPS FOR REFINERS	GAL				7154
225 TRINIDAD			5996977	408689	
			5996977	408689	
FUEL OIL EXWARE SHIPS STORES	GAL				7156
CRUDE PETROLEUM LESS THAN 815	GAL				7157
CRUDE PETROLEUM N O P	GAL				7158
400 U STATES	4396	418	9074	866	
	4396	418	9074	866	
AVIATION GASOLINE	GAL				7161
357 NETH ANT			306814	66367	
381 ALASKA	61302	16215	321635	86738	
400 U STATES	13422086	2721539	49537144	10431912	
	13483388	2737754	50165593	10585017	
KEROSENE N O P	GAL				7162
357 NETH ANT			3592433	383599	
381 ALASKA	11385	2412	95157	20519	
400 U STATES	118314	17769	4019556	543682	
	129699	20181	7707146	947800	
ENGINE DISTILLATE 8017 OR OVER	GAL				7163
400 U STATES	6177	856	58225	8109	
	6177	856	58225	8109	

IMPORTS INTO CANADA FOR CONSUMPTION

Articles and Countries from which Imported	MONTH OF JULY 1956		SEVEN MONTHS ENDED JULY 1956		Class Number
	Quantities	Values (\$)	Quantities	Values (\$)	
GASOLINE UNDER 8236 SP G N O P 357 NETH ANT 381 ALASKA 400 U STATES	GAL 4682509 773312 1254958 6710779	612681 157228 175764 945673	39678388 2133108 9409644 51221140	5384843 442437 1414161 7241441	7164
CASINGHEAD GASOLINE BLENDING 357 NETH ANT 400 U STATES	GAL 370847 370847	25749 25749	1127553 3310799 4438352	129584 256867 386451	7165
LUB OILS UNDER 25C PER GAL 100 U KINGDOM 400 U STATES	GAL 1296784 1296784	264004 264004	55432 11828291 11883723	11087 2482753 2493840	7166
PETRO LUB OILS 25C GAL OR OVER 100 U KINGDOM 327 FRANCE 354 NETHRLNDS 376 SWITZRLND 381 ALASKA 400 U STATES	GAL 7426 17178 1720521 1745125	6485 7549 675286 689320	45030 73 4392 13 33426 11910045 11992979	41017 483 3162 275 23266 4620921 4689124	7167
OILS MINERAL N O P 100 U KINGDOM 306 BELGIUM 400 U STATES	GAL 9500 45365 136365 191230	2168 28861 156263 187292	56830 89267 798891 944988	12829 58740 847170 918739	7168
STOVE OIL NO 1 FUEL OIL 357 NETH ANT 381 ALASKA 387 VENEZUELA 400 U STATES	GAL 1113180 448645 863845 2425670	125097 74814 101538 301449	36807213 4349976 4749698 66974534	4070418 723309 502815 8032209	7171
LIGHT FUEL OILS NOS 2 AND 3 357 NETH ANT 387 VENEZUELA 400 U STATES	GAL 1885390 14140801 16026191	195864 1633884 1829748	27442897 26066517 108032379	2991532 2752029 12084888	7172
HEAVY FUEL OILS NOS 4 5 AND 6 357 NETH ANT 381 ALASKA 387 VENEZUELA 400 U STATES	GAL 9854498 4982411 31537016 46373925	576922 294877 2425989 3297788	63149769 28720 17450471 216600300	3774220 2483 1054897 14771460	7173
DIESEL FUEL 100 U KINGDOM 357 NETH ANT 381 ALASKA 387 VENEZUELA 400 U STATES	GAL 863572 142012 4106872 2268483 7380939	89385 23247 420279 261664 794575	14181 14144846 1215276 5937955 23910920 45223178	1893 1534351 186135 622862 2920986 5266227	7174
TRACTOR FUEL	GAL				7175
PETROL GREASE LUBRICATING NOP 100 U KINGDOM 335 GERMANY W 381 ALASKA 400 U STATES	LB 2482 5225 1673354 1681061	394 772 202851 204017	21135 8325 43527 10213072 10286059	6384 1196 6184 1175766 1189530	7181
PETROL JELLIES TOILET MEDICINE 100 U KINGDOM 335 GERMANY W 400 U STATES		376 37157 37533		597 412676 413618	7182
PARAFFINE WAX 215 INDIA 347 JAPAN 400 U STATES	LB 1050000 2527646 3577646	42932 187147 230079	4200000 3969 20191117 24395086	171237 1085 1494375 1666697	7183
CANDLES PARAFFINE WAX 318 DENMARK 335 GERMANY W 347 JAPAN 375 SWEDEN 389 IRELAND 400 U STATES	LB 5332 5592 10924	1286 1440 2726	510 1870 19018 1383 3087 85023 110891	107 521 3324 581 882 27273 32688	7184
PRODUCTS OF PETROLEUM N O P 335 GERMANY W 381 ALASKA 400 U STATES	GAL 553919 1123 2391220 2946262	156540 589 500143 657272	1559942 17610 8630576 10208128	443947 6197 2477821 2927965	7185
LIQUEFIED PETROLEUM GASES 400 U STATES	LB 12288970 12288970	192017 192017	113077772 113077772	1845118 1845118	7186
NAPHTHA INCL SOLVENT NAPHTHA 100 U KINGDOM 357 NETH ANT 381 ALASKA 400 U STATES	GAL 75 1068242 1068317	511 239556 240067	159 2450112 7508 8344971 10802750	932 318730 2559 1835939 2158160	7187
ARTIFICIAL ABRASIVE GRAINS 327 FRANCE 400 U STATES		128437 128437		5103 1377924 1383027	7191

IMPORTS INTO CANADA FOR CONSUMPTION

141

Articles and Countries from which Imported	MONTH OF JULY 1956		SEVEN MONTHS ENDED JULY 1956		Class Number
	Quantities	Values (\$)	Quantities	Values (\$)	
DIAMONDS BLACK BORT FOR BORERS	CARAT				7192
100 U KINGDOM	41132	199273	155135	1090359	
207 UN SO AFR	30940	137826	221674	1014757	
221 B GUIANA			43	846	
306 BELGIUM	11025	64101	41758	326314	
309 BRAZIL			490	3557	
320 DOM REP			50	500	
354 NETHRLNDS			3036	16662	
400 U STATES	77141	413421	659866	3471690	
	160238	814621	1082052	5924685	
DIATOMACEOUS EARTH	CWT				7193
400 U STATES	48581	104841	250456	516090	
	48581	104841	250456	516090	
EMERY IN BULK					7194
375 SWEDEN		961		1235	
400 U STATES		25775		143018	
		26736		144253	
GRINDING WHEELS BONDED					7195
100 U KINGDOM		3834		35021	
305 AUSTRIA				288	
318 DENMARK				283	
335 GERMANY W		8017		38442	
347 JAPAN		110		110	
359 NORWAY				6996	
375 SWEDEN		953		10730	
376 SWITZRLND		136		320	
400 U STATES		193068		1228178	
		206118		1320368	
GRINDING STONES BLOCKS BONDED					7196
100 U KINGDOM		385		2088	
335 GERMANY W		3838		4109	
400 U STATES		26067		208408	
		30290		214605	
EMERY ART ABRASIVE MFRS N O P					7197
100 U KINGDOM		12006		33527	
335 GERMANY W		470		2537	
344 ITALY				3862	
400 U STATES		45933		293869	
		58409		333795	
GRINDSTONES 36 INCHES OR OVER	NO				7198
100 U KINGDOM			5	3430	
400 U STATES	15	2078	132	11165	
	15	2078	137	14595	
GRINDSTONES N O P	NO				7199
100 U KINGDOM	430	607	1042	2808	
400 U STATES	138	470	776	3342	
	568	1077	1818	6150	
PUMICE PUMICE STONE LAVA TUFFA					7200
335 GERMANY W				63	
344 ITALY		1620		4052	
376 SWITZRLND				76	
400 U STATES		26184		130495	
		27804		134686	
SANOPAPER EMERY PAPER CLOTH					7201
100 U KINGDOM		2002		11297	
335 GERMANY W		714		3607	
400 U STATES		80032		662513	
		82748		677417	
BUILDING STONE N O P	CWT				7210
100 U KINGDOM	101	2129	1473	6089	
400 U STATES	47049	54949	328044	353092	
	47150	57078	329517	359181	
GRANITE ROUGH					7215
326 FINLAND		3634		14863	
359 NORWAY		1022		4618	
375 SWEDEN		5062		41786	
400 U STATES		12210		67189	
		21928		128456	
GRANITE SAWN					7216
207 UN SO AFR				2379	
306 BELGIUM				4550	
326 FINLAND				3563	
359 NORWAY				191	
375 SWEDEN		521		10928	
400 U STATES		2920		33775	
		3441		55386	
GRANITE MANUFACTURES					7218
304 ARGENTINA		2653		2653	
306 BELGIUM		2252		3277	
326 FINLAND		2256		37429	
327 FRANCE				1494	
335 GERMANY W		3654		49350	
359 NORWAY				303	
375 SWEDEN		1049		33585	
400 U STATES		14659		35064	
		26523		163155	
GYP SUM	TON				7221
100 U KINGDOM	3	117	19	608	
344 ITALY	1	65	2	130	
352 MEXICO	7333	21631	19388	79976	
400 U STATES	2604	23290	6373	58661	
	9941	45103	25782	139375	
LIME	CWT				7223
100 U KINGDOM	1250	710	6225	4239	

IMPORTS INTO CANADA FOR CONSUMPTION

Articles and Countries from which Imported	MONTH OF JULY 1956		SEVEN MONTHS ENDED JULY 1956		Class Number
	Quantities	Values (\$)	Quantities	Values (\$)	
400 U STATES	104005	58161	523890	303260	
PLASTER OF PARIS	105255	58871	530115	307499	
WALL PLASTER					
100 U KINGDOM	CWT 2000	1565	6090	4897	7224
400 U STATES	45533	50704	263946	335059	
CEMENT PORTLAND	47533	52269	270036	339956	
	CWT				7225
100 U KINGDOM	187148	124362	295184	250699	
306 BELGIUM	44490	35762	57438	56172	
317 CZECHOS	373217	108177	856770	248334	
318 DENMARK	6584	10783	10837	16802	
327 FRANCE			3340	5070	
335 GERMANY W	351661	253293	373187	277769	
365 POLAND	673505	342300	1141432	602192	
375 SWEDEN	45502	27640	45502	27640	
400 U STATES	344554	405346	1364564	1554794	
CEMENT MANUFACTURES N O P	2026661	1307663	4148254	3039472	
100 U KINGDOM		68		14016	7226
400 U STATES		48403		147082	
WHITE PORTLAND CEMENT CLINKER		48471		161098	
	CWT				7227
306 BELGIUM	213348	99917	425621	198599	
400 U STATES	26593	26090	174225	174018	
MARBLE ROUGH	239941	126007	599846	372617	
					7231
327 FRANCE				4828	
344 ITALY		12002		43155	
353 MOROCCO		5918		5918	
359 NORWAY		3421		4072	
366 PORTUGAL				2446	
372 SPAIN				1124	
400 U STATES		1905		34415	
MARBLE SAWN		23246		95958	
					7232
306 BELGIUM		290		3013	
344 ITALY		23968		96615	
353 MOROCCO		2383		2383	
400 U STATES		15473		69333	
MARBLE FOR TOMBSTONES		42114		171344	
					7233
400 U STATES		1731		26672	
MARBLE MANUFACTURES N O P		1731		26672	
					7234
100 U KINGDOM				371	
306 BELGIUM				4464	
327 FRANCE				111	
335 GERMANY W		4389		8077	
344 ITALY		11461		59140	
372 SPAIN				121	
400 U STATES		951		17144	
MARBLE ORNAMENTAL FOR CHURCHES		16801		89428	
					7235
305 AUSTRIA				5155	
344 ITALY		3815		30563	
ROOFING SLATE		3815		35718	
	SQ				7241
100 U KINGDOM	106	2479	106	2479	
400 U STATES	90	1798	761	17745	
SLATE MANUFACTURES N O P	196	4277	867	20224	
					7243
100 U KINGDOM		3261		13835	
335 GERMANY W		188		719	
344 ITALY		885		2147	
366 PORTUGAL				3132	
390 GERMANY E		177		177	
400 U STATES		1054		5746	
BURRSTONES IN BLOCKS		5565		25756	
	NO				7251
CHALK CLIFF STONE MICA SCHIST					7252
335 GERMANY W				1324	
400 U STATES		113		3367	
CHALK PREPARED		113		4691	
					7253
400 U STATES		164		2502	
CURLING STONES AND HANDLES		164		2502	
	PAIR				7254
100 U KINGDOM	261	9841	1401	55909	
FELDSPAR CRUDE ONLY	261	9841	1401	55909	
	CWT				7255
FELDSPAR GROUND					7256
	CWT				
400 U STATES	70	113	1940	2363	
FLINT AND GROUND	70	113	1940	2363	
	CWT				7257
FLINT STONE					
327 FRANCE	441	571	441	571	
400 U STATES			7498	7501	
FLUORSPAR	441	571	7939	8072	
	CWT				7258
100 U KINGDOM	112	256	534	1232	
352 MEXICO	28023	36811	201869	245334	
400 U STATES			24516	31860	
GANISTER	28135	37067	226919	278426	
	CWT				7259
400 U STATES	1012	1064	5236	3722	
	1012	1064	5236	3722	

IMPORTS INTO CANADA FOR CONSUMPTION

143

Articles and Countries from which Imported	MONTH OF JULY 1956		SEVEN MONTHS ENDED JULY 1956		Class Number
	Quantities	Values (\$)	Quantities	Values (\$)	
MAGN CARB FOR RUBBER PRODUCTS	CWT				7260
100 U KINGDOM			75	597	
400 U STATES			5	65	
			80	662	
MAG OX AND CARB FOR INSULATION	CWT				7261
100 U KINGDOM	692	5140	2785	21017	
400 U STATES	13508	63670	98702	488265	
	14200	68810	101487	509282	
MAGNESITE CALCINED DEAD BURNED	CWT				7262
100 U KINGDOM	1120	3751	1281	5484	
215 INDIA			100	646	
354 NETHRLNDS			443	1298	
388 YUGO SLAV			112324	270682	
400 U STATES	17183	69382	82350	469392	
	18303	73133	196498	747502	
PHOSPHATE ROCK	CWT				7263
306 BELGIUM			662	2341	
328 FR AFRICA			20000	26000	
357 NETH ANT			43747	57325	
400 U STATES	1535393	597361	5759643	2346197	
	1535393	597361	5824052	2431863	
SILICA SAND	CWT				7264
400 U STATES	1881741	253914	9414797	1489302	
	1881741	253914	9414797	1489302	
SAND AND GRAVEL N O P	TON				7265
400 U STATES	63120	62253	155222	196289	
	63120	62253	155222	196289	
SILEX OR CRYSTALLIZED QUARTZ	CWT				7266
309 BRAZIL			4	4705	
400 U STATES	28383	14401	313953	194988	
	28383	14401	313957	199693	
STONE REFUSE	TON				7267
400 U STATES			88	2615	
			88	2615	
TALC OR SOAPSTONE	CWT				7268
327 FRANCE			333	798	
344 ITALY	5292	10874	15633	32011	
400 U STATES	16731	28509	167556	260307	
	22023	39383	183522	293116	
WHITING GILDERS PARIS WHITE	CWT				7269
100 U KINGDOM	7289	5070	27896	23336	
327 FRANCE	4600	1447	17401	5257	
335 GERMANY W			220	759	
400 U STATES	6326	13378	67982	127537	
	18215	19895	113499	156889	
STONE AND MANUFACTURES N O P					7270
100 U KINGDOM				255	
231 HONG KONG				1915	
335 GERMANY W				214	
344 ITALY		2298		7918	
400 U STATES		2200		10645	
		4498		20947	
ROOFING GRANULES	CWT				7271
400 U STATES	246460	231015	1265766	1226400	
	246460	231015	1265766	1226400	
STONE CRUSHED	TON				7272
400 U STATES	186692	194653	501421	547276	
	186692	194653	501421	547276	
QUARTZ PIEZO ELECTRIC	LB				7273
309 BRAZIL	829	7820	3815	46825	
400 U STATES	250	7884	6164	85834	
	1079	15704	9979	132659	
ELECTRIC OR BLAST FURNACE SLAG	CWT				7280
400 U STATES	168312	26715	529300	74677	
	168312	26715	529300	74677	
BARYTES	CWT				7281
335 GERMANY W	1337	1414	6990	8191	
344 ITALY	400	599	400	599	
400 U STATES	800	1674	9593	19827	
	2537	3687	16983	28617	
CARBONS 3 TO 35 INCHES CIRCUM					7282
100 U KINGDOM		1649		25375	
327 FRANCE		1127		1718	
400 U STATES		34669		362670	
		37445		389763	
CARBONS OVER 35 INCHES CIRCUM					7283
344 ITALY				44768	
400 U STATES		15830		210051	
		15830		254819	
ELECTRIC LIGHT CARBONS N O P	LB				7284
100 U KINGDOM	71	68	71	68	
335 GERMANY W	900	1219	900	1219	
400 U STATES	25103	19549	126227	85971	
	26074	20836	127198	87258	
CRAYONS					7285
100 U KINGDOM		111		1269	
327 FRANCE		83		177	
335 GERMANY W		8774		27033	
344 ITALY				215	
347 JAPAN		364		1951	
400 U STATES		45102		204950	
		54434		235595	
DIAMONDS UNSET	CARAT				7286
100 U KINGDOM	682	88255	4748	657997	
207 UN SO AFR	5	520	361	89867	
306 BELGIUM	2570	368376	19393	2681085	

IMPORTS INTO CANADA FOR CONSUMPTION

Articles and Countries from which Imported	MONTH OF JULY 1956		SEVEN MONTHS ENDED JULY 1956		Class Number
	Quantities	Values (\$)	Quantities	Values (\$)	
327 FRANCE			32	1 1051	
354 NETHRLNDS	476	105454	2270	425117	
360 ISRAEL	901	94219	6691	770270	
376 SWITZRLND			90	22632	
400 U STATES	354	48858	4342	648838	
	4986	705682	37927	5306857	
EARTHS CRUDE ONLY					7287
305 AUSTRIA				991	
400 U STATES				539	
				1530	
FOUNDRY FACINGS OF ALL KINDS					7288
400 U STATES		10650		94591	
		10650		94591	
FULLERS EARTH IN BULK ONLY					7289
100 U KINGDOM		183		2415	
400 U STATES		13519		89290	
		13702		91705	
GAS IMPORTED BY PIPE LINE	M FT				7290
400 U STATES	580625	102252	8088447	1704966	
	580625	102252	8088447	1704966	
INSULATORS ELECTRIC N O P					7291
100 U KINGDOM		28448		107665	
335 GERMANY W		446		3029	
376 SWITZRLND				1358	
400 U STATES		37879		411216	
		66773		523268	
MAGNESIA PIPE COVERING					7292
100 U KINGDOM				19073	
400 U STATES		15702		76867	
		15702		95940	
MINERAL WOOL N O P	Lb				7295
100 U KINGDOM	3135	2140	3135	2140	
400 U STATES	160722	21840	1363714	168927	
	163857	23980	1366849	171067	
SALT TABLE	CWT				7296
400 U STATES	231	917	768	22399	
	231	917	768	22399	
SALT FOR FISHERIES	CWT				7297
100 U KINGDOM			784	874	
224 JAMAICA	10360	1911	62916	10818	
227 BAHAMAS			137760	24525	
372 SPAIN	328403	104675	736009	231206	
400 U STATES			6000	3540	
	338763	106586	943469	270963	
SALT IN BULK N O P	CWT				7298
400 U STATES	612382	135910	2079354	453719	
	612382	135910	2079354	453719	
SALT IN BAGS BARRELS	CWT				7299
100 U KINGDOM	250	312	13325	16375	
400 U STATES	13041	12623	176315	131104	
	13291	12935	189640	147479	
SULPHUR AND BRIMSTONE	CWT				7300
400 U STATES	536591	656859	3903649	4897790	
	536591	656859	3903649	4897790	
MINERAL SUBSTANCES N O P					7301
100 U KINGDOM		5716		41273	
205 RHOD NYAS				65833	
207 UN SO AFR				320125	
231 HONG KONG		80		649	
306 BELGIUM		1522		4270	
318 DENMARK				172	
327 FRANCE		307		2509	
335 GERMANY W		376		5641	
344 ITALY		6543		40592	
347 JAPAN		294		2851	
354 NETHRLNDS		180		596	
359 NORWAY				875	
390 GERMANY E				920	
400 U STATES		707869		3358943	
		722887		3845249	
VERMICULITE CRUDE					7302
207 UN SO AFR				34051	
400 U STATES		26553		138734	
		26553		172785	
ASPHALT TILE FOR FLOORING	sq FT				7303
400 U STATES	285867	33617	1596807	173290	
	285867	33617	1596807	173290	
ANDALUSITE KYANITE MULLITE ETC	CWT				7304
215 INDIA			4480	12623	
400 U STATES	2718	8259	14005	45989	
	2718	8259	18485	58612	

IMPORTS INTO CANADA FOR CONSUMPTION

Articles and Countries from which Imported	MONTH OF JULY 1956		SEVEN MONTHS ENDED JULY 1956		Class Number
	Quantities	Values (\$)	Quantities	Values (\$)	
GROUP 8					
CHEMICALS AND ALLIED PRODUCTS					
ACID BORACIC 25 LBS OR OVER 400 U STATES	LB 277958	15586	2108587	128181	8001
	277958	15586	2108587	128181	
ACID HYDROFLUOSILICIC 400 U STATES	LB 12000	776	124548	13187	8002
	12000	776	124548	13187	
ACID MURIATIC 400 U STATES	LB 59862	955	1066710	14661	8003
	59862	955	1066710	14661	
ACETYLSALICYLIC ACID 100 U KINGDOM 327 FRANCE 400 U STATES	LB 89826 4000 13885	52811 1689 6262	300326 8000 125373	171679 3436 58822	8004
	107711	60762	433699	233937	
ACID NITRIC 400 U STATES	LB 15088	1377	138431	10596	8005
	15088	1377	138431	10596	
ACID PHOSPHORIC 400 U STATES	LB 125630	6815	374951	34246	8006
	125630	6815	374951	34246	
ACID SULPHURIC 400 U STATES	LB 214847	1924	2638191	26966	8008
	214847	1924	2638191	26966	
ACID LACTIC 100 U KINGDOM 318 DENMARK 335 GERMANY W 354 NETHRLNDS 400 U STATES	LB 18480 7562 3920 4344	6246 1325 843 979	121380 11420 28553 44925	32629 2004 6908 10246	8009
	34306	9393	242268	58611	
ACID NICOTINIC 100 U KINGDOM 327 FRANCE 335 GERMANY W 376 SWITZRLND 400 U STATES	LB 110 385	309 1977	110 991 1431 55	309 2247 6512 149	8010
	12331	21069	20568	36186	
	12826	23355	23155	45403	
SALICYLIC ACID 100 U KINGDOM 400 U STATES	LB 2800	1128	3136 11772	1250 4537	8011
	2800	1128	14908	5787	
ACID ACETIC AND PYROLIGNEOUS 100 U KINGDOM 400 U STATES	GAL 138	495	6000 568	35888 849	8012
	138	495	6568	36737	
ACID CITRIC 306 BELGIUM 400 U STATES	LB 1100	317	26869 4820	6174 1399	8013
	1100	317	31689	7573	
ACID CRESYLIC 100 U KINGDOM 400 U STATES	LB 36067	16501	131684 80411	12743 20511	8015
	36067	16501	212095	33254	
XANTHATES FOR ORES 100 U KINGDOM 335 GERMANY W 400 U STATES	LB 542575	124911	330 98184 3904468	103 19210 922175	8016
	542575	124911	4002982	941488	
ACID OXALIC 100 U KINGDOM 327 FRANCE 335 GERMANY W 354 NETHRLNDS 400 U STATES	LB 2650 22046 39683 6100	271 2469 4225 1047	3058 33069 107811 92263 147407	604 3935 12255 9914 23484	8017
	70479	8012	383608	50192	
ACID TANNIC 100 U KINGDOM 306 BELGIUM 327 FRANCE 376 SWITZRLND 400 U STATES	LB 60 896	222 532	6632 896 16531	4982 532 11433	8020
	500	813	7438	7519	
	1456	1567	2625	4119	
	34122		28585		
TARTARIC ACID CRYSTAL OR POWD 100 U KINGDOM 327 FRANCE 335 GERMANY W 344 ITALY 372 SPAIN 400 U STATES	LB 72800 33069	25233 11724	341365 8818 32188 66887 8264	117412 2463 9909 22365 2403	8021
	212	212	973	643	
	106081	37169	458495	155195	
ACIDS M O P 100 U KINGDOM 318 DENMARK 327 FRANCE 335 GERMANY W 347 JAPAN 352 MEXICO 354 NETHRLNDS 375 SWEDEN	LB 30308 71761 318 396	17674 20769 526 511	535138 440 330 439173 9413 4 396 220	175663 1636 757 94890 5621 500 511 1151	8022

IMPORTS INTO CANADA FOR CONSUMPTION

Articles and Countries from which Imported	MONTH OF JULY 1956		SEVEN MONTHS ENDED JULY 1956		Class Number
	Quantities	Values (\$)	Quantities	Values (\$)	
376 SWITZRLND			253	729	
400 U STATES	602255	128064	4200366	921907	
ACID ARSENIC	705038	167544	5185733	1203365	8023
400 U STATES	LB		408840	14490	
ASCORBIC ACID			408840	14490	8024
327 FRANCE				11551	
347 JAPAN				4684	
376 SWITZRLND		4441		30126	
400 U STATES		22084		118874	
ACID FORMIC		26525		165235	8025
335 GERMANY W	72655	7436	440198	44174	
354 NETHRLNDS	7700	621	65200	8790	
400 U STATES	381	221	4834	1265	
ACID CHROMIC	80736	8278	510232	54229	8026
100 U KINGDOM	LB				
335 GERMANY W	10000	2626	10000	2626	
400 U STATES	2205	622	29751	8273	
ACID CARBOLIC OR PHENOL	106100	28915	589744	161230	
400 U STATES	118305	32163	629495	172129	
AMYL ALCOHOL	LB				8027
400 U STATES	1127080	189583	4896920	831132	
BUTYL ALCOHOL	1127080	189583	4896920	831132	8032
400 U STATES	GAL				
METHYL ETHYL KETONE ETC			6866	9189	
400 U STATES			6866	9189	8034
ETHYL AND METHYL ALCOHOL	LB				
100 U KINGDOM			240	90	
400 U STATES	13490	1834	170065	23416	
METHYL ETHYL KETONE ETC	13490	1834	170305	23506	8035
400 U STATES	LB				
ETHYL AND METHYL ALCOHOL	477789	63453	2977017	365785	
100 U KINGDOM	477789	63453	2977017	365785	8036
381 ALASKA	P GAL				
400 U STATES	1433	414	2866	942	
RUM TO BE DENATURED			1174	1340	
221 B GUIANA	15586	3521	2608376	521616	
224 JAMAICA	17019	3935	2612416	523898	
400 U STATES	P GAL				8037
ISOPROPYL ALCOHOL	965	1429	965	1429	
400 U STATES	632	695	1472	1560	
CELLULOSE ACETATE PHOTO FILM			434	538	
400 U STATES	1597	2124	2871	3527	8038
COLLODION FOR FILMS ENGRAVERS	GAL				
400 U STATES	341	373	5041	2908	
CAFFEINE AND SALTS	341	373	5041	2908	8046
100 U KINGDOM					
327 FRANCE		23474		632589	
335 GERMANY W		23474		632589	8047
354 NETHRLNDS	GAL				
400 U STATES			54	156	
COCAINE			54	156	8052
100 U KINGDOM	LB				
CODEINE AND SALTS			7318	22523	
215 INDIA			20660	50833	
335 GERMANY W	13200	29678	53743	116116	
354 NETHRLNDS	10000	21305	42000	92233	
400 U STATES			25	80	
COCAINE	23200	50983	123746	281785	8053
100 U KINGDOM	OZ				
CODEINE AND SALTS			355	4525	
100 U KINGDOM			355	4525	8054
215 INDIA	OZ				
335 GERMANY W	25	161	24267	119518	
354 NETHRLNDS			1000	6992	
OPPIUM DERIVATIVES N O P			3000	14597	
100 U KINGDOM			100	617	
327 FRANCE	25	161	28367	141724	
354 NETHRLNDS	OZ				8056
400 U STATES	455	2689	4989	24068	
OPPIUM	18	232	18	232	
100 U KINGDOM					
354 NETHRLNDS	200	248	200	248	
400 U STATES	136	682	915	6527	
OPPIUM	809	3851	6122	31075	8057
100 U KINGDOM	LB				
400 U STATES			60	601	
QUININE SALTS			7	100	
100 U KINGDOM			67	701	
335 GERMANY W	OZ				8059
354 NETHRLNDS			13000	3862	
400 U STATES	800	374	400	134	
STRYCHNINE AND SALTS			3375	951	
100 U KINGDOM	800	374	16700	5988	
215 INDIA			33475	10935	
PREPARATIONS WEED KILLING	OZ				8060
100 U KINGDOM	300	185	800	518	
335 GERMANY W			1000	683	
400 U STATES	300	185	1800	1201	
PREPARATIONS WEED KILLING					8069
100 U KINGDOM				171367	
335 GERMANY W				-1109	
400 U STATES		324043		2395448	
		324043		2567924	

IMPORTS INTO CANADA FOR CONSUMPTION

147

Articles and Countries from which imported	MONTH OF JULY 1956		SEVEN MONTHS ENDED JULY 1956		Class Number
	Quantities	Values (\$)	Quantities	Values (\$)	
NICOTINE AND SALT FOR SPRAYING	LB				8070
100 U KINGDOM			17500	13189	
400 U STATES	1252	1437	37187	39293	
	1252	1437	54687	52482	
CHLOROPICRIN INSECTICIDES					8071
347 JAPAN				1404	
400 U STATES		9823		44837	
		9823		46241	
SPRAYS IN PKGS NOT OVER 3 LBS					8072
100 U KINGDOM		7496		54634	
231 HONG KONG				268	
335 GERMANY W		1591		9661	
400 U STATES		18326		201758	
		27413		266321	
DISINFECTANTS DIPS SPRAYS NOP					8073
100 U KINGDOM		17059		148397	
215 INDIA		680		680	
318 DENMARK				551	
327 FRANCE				32788	
335 GERMANY W		1610		65671	
354 NETHRLNDS				1191	
359 NORWAY		300		600	
363 PERU				1421	
376 SWITZRLND		7094		26224	
400 U STATES		575225		5340385	
		601968		5617908	
MEDICINAL PREPARATIONS ORY					8074
100 U KINGDOM		48381		428619	
231 HONG KONG		7034		28459	
305 AUSTRIA				101	
306 BELGIUM				1522	
317 CZECHO S				92	
318 DENMARK		62		352	
327 FRANCE		10537		101184	
335 GERMANY W		5105		21937	
344 ITALY				1442	
347 JAPAN		612		2272	
354 NETHRLNDS		410		3122	
376 SWITZRLND		44659		226336	
381 ALASKA				274	
389 IRELAND		486		486	
400 U STATES		463955		3500548	
		581241		4316746	
MEDICINAL PREPARATIONS LIQUID					8075
100 U KINGDOM		1388		29650	
231 HONG KONG		447		4952	
234 AUSTRALIA				1066	
327 FRANCE		58		24430	
335 GERMANY W				1325	
344 ITALY				600	
347 JAPAN				478	
354 NETHRLNDS		225		1562	
375 SWEDEN				547	
376 SWITZRLND		5286		19874	
400 U STATES		103221		811526	
		110625		896010	
MEDICINAL PREPARATIONS OTHER					8076
100 U KINGDOM		336		723	
231 HONG KONG		900		3714	
327 FRANCE		10145		19872	
335 GERMANY W				455	
344 ITALY				240	
347 JAPAN		510		826	
376 SWITZRLND				939	
400 U STATES		4967		50849	
		16858		77618	
MEDICATED WINES UNDER 40 PROOF	GAL				8077
MENTHOL NATURAL OR SYNTHETIC					8078
100 U KINGDOM		2058		5584	
234 AUSTRALIA				7389	
309 BRAZIL				25832	
313 CHINA				24719	
335 GERMANY W				3997	
400 U STATES		521		28539	
		2579		96060	
PAPAIN					8079
100 U KINGDOM				6184	
203 S E AFR				12684	
335 GERMANY W		1993		1993	
400 U STATES				14860	
		1993		35721	
SPIRITS AND STRONG WATERS	GAL				8081
100 U KINGDOM	68	420	191	1280	
231 HONG KONG	1149	4579	3964	17804	
327 FRANCE			4	111	
335 GERMANY W			57	804	
344 ITALY			135	842	
376 SWITZRLND			2	112	
400 U STATES	57	1583	925	16581	
	1274	6582	5278	37534	
EXTRACT OF CASCARA SAGRADA					8082
400 U STATES		2005		10652	
		2005		10652	
PENICILLIN AND PRODUCTS					8083
100 U KINGDOM		3212		17506	

IMPORTS INTO CANADA FOR CONSUMPTION

Articles and Countries from which Imported	MONTH OF JULY 1956		SEVEN MONTHS ENDED JULY 1956		Class Number
	Quantities	Values (\$)	Quantities	Values (\$)	
305 AUSTRIA				30000	
400 U STATES		42921		496381	
		46133		543887	
STREPTOMYCIN AND PRODUCTS					8084
100 U KINGDOM		1813		18336	
366 PORTUGAL				359	
400 U STATES		5068		110141	
		6881		128836	
SULPHA DRUGS					8085
100 U KINGDOM		5218		51520	
318 DENMARK		6335		27120	
327 FRANCE				226	
335 GERMANY W		592		3315	
354 NETHRLNDS		3800		19919	
376 SWITZRLND				25703	
400 U STATES		6609		215474	
		22554		343277	
ANTIBIOTICS N O P					8086
100 U KINGDOM				18802	
327 FRANCE				10850	
400 U STATES		121437		1179548	
		121437		1209200	
ANILINE DYES 1 LB OR OVER	LB				8091
100 U KINGDOM	95428	115867	693587	775523	
306 BELGIUM	2657	2186	9949	10984	
327 FRANCE	10636	12733	108554	169051	
335 GERMANY W	16175	18191	197610	235665	
344 ITALY			13205	12361	
354 NETHRLNDS			5511	6238	
376 SWITZRLND	29366	58585	353306	712332	
400 U STATES	255992	363662	1992439	2706664	
	410254	571224	3374161	4628818	
ANILINE AND COAL TAR DYES NOP	LB				8092
100 U KINGDOM			1675	2474	
400 U STATES	390	3580	22872	52029	
	390	3580	24547	54503	
ANILINE OIL CRUDE	LB				8093
ANILINE SALTS AND ALIZARIN	LB				8094
100 U KINGDOM	2120	2371	31768	40714	
335 GERMANY W			2602	734	
376 SWITZRLND	250	141	250	141	
400 U STATES			1350	356	
	2370	2512	35970	41945	
COAL TAR BASE OR SALT FOR DYES	LB				8095
100 U KINGDOM	9466	9060	54630	63725	
306 BELGIUM	882	811	1983	1973	
327 FRANCE	2206	775	7187	2640	
335 GERMANY W	27148	23463	230075	144343	
344 ITALY			17623	12769	
354 NETHRLNDS			5630	4853	
376 SWITZRLND	110	722	7281	13184	
400 U STATES	26045	29844	335465	295977	
	65857	64675	659874	539464	
CAMWOOD AND SUMAC AND EXTRACT	CWT				8103
400 U STATES			29	377	
			29	377	
CHEM COMP FOR DYEING TANNING NOP	CWT				8104
100 U KINGDOM	1568	28501	8780	164330	
327 FRANCE			492	12278	
335 GERMANY W	284	7482	4218	79237	
376 SWITZRLND	152	7114	456	23030	
400 U STATES	9682	65175	105841	640661	
	11686	108272	119787	919536	
BASIC CHROMIC SULPHATE	CWT				8105
100 U KINGDOM	560	4655	2680	22051	
335 GERMANY W			23	196	
400 U STATES	1181	11992	16450	162200	
	1741	16647	19153	184447	
INDIGO INDIGO PASTE OR EXTRACT	CWT				8106
100 U KINGDOM	127	10768	643	53765	
400 U STATES	3	548	6	1088	
	130	11316	649	54853	
IRON AND RED LIQUOR FOR DYEING	CWT				8107
400 U STATES	23	231	87	1459	
	23	231	87	1459	
LOGWOOD AND FUSTIC EXTRACT	CWT				8109
224 JAMAICA			4	115	
400 U STATES	36	885	353	12648	
	36	885	357	12763	
QUEBRACHO EXTRACT	CWT				8111
304 ARGENTINA	6228	71865	40325	470525	
354 NETHRLNDS			40	469	
362 PARAGUAY	1118	11967	8705	97418	
400 U STATES	4	79	3975	52008	
	7350	83911	53045	620420	
TERRA JAPONICA GAMBIE CUTCH	CWT				8113
100 U KINGDOM	256	2877	1430	17962	
400 U STATES			65	776	
	256	2877	1495	18738	
TURMERIC	CWT				8114
215 INDIA	121	2149	1133	20431	
224 JAMAICA			37	388	
400 U STATES			146	2318	
	121	2149	1316	23137	

IMPORTS INTO CANADA FOR CONSUMPTION

149

Articles and Countries from which Imported	MONTH OF JULY 1956		SEVEN MONTHS ENDED JULY 1956		Class Number
	Quantities	Values (\$)	Quantities	Values (\$)	
NON EDIBLE SEEDS BEANS NUTS 224 JAMAICA 400 U STATES	CWT 336	998	392 667	1168 7585	8115
CHESTNUT EXTRACT	CWT 336	998	1059	8753	8116
327 FRANCE 344 ITALY 400 U STATES	3535	34888	352 18821 1114	3477 180257 12432	
SPRUCE EXTRACT	CWT 813	1601	2908	7618	8117
400 U STATES	813	1601	2908	7618	
MYROBALAN EXTRACT	CWT		1008	9242	8118
100 U KINGDOM 400 U STATES			567 1575	2184 11426	
WATTLE EXTRACT	CWT		779	7627	8119
203 B E AFR 207 UN SO AFR	3757	32310	17143	149177	
HEMLOCK EXTRACT	CWT 3757	32310	17922	156804	8120
400 U STATES	97	631	386	2763	
EXTRACTS N O P DYEING TANNING	CWT 97	631	386	2763	8121
100 U KINGDOM 219 BEL OTHER 234 AUSTRALIA 335 GERMANY W 379 TURKEY 400 U STATES		415	80 45 563 4 276	5376 403 4222 67 2331	
BINITROTOLUOL FOR EXPLOSIVES	706	5699	8555	62255	
100 U KINGDOM 400 U STATES	706	6114	9523	74654	8131
NITRATE COMPOUNDS NOP FOR EXPL	LB 67200	12096	67200 900	12096 1035	8132
100 U KINGDOM 400 U STATES	67200	12096	68100	13131	
BLASTING AND MINING POWDER	LB 750	321	41350	7825	8133
400 U STATES	750	321	41350	7825	
DYNAMITE AND NITRO GLYCERINE	LB 2400	985	6248	2698	8134
400 U STATES	2400	985	6248	2698	
FIREWORKS FIRECRACKERS		432		87838	8135
100 U KINGDOM 231 HONG KONG 335 GERMANY W 347 JAPAN 354 NETHRLNDS 400 U STATES		3674		101132 963 5482 450 68879	
FUSE NON METALLIC		7781		264744	8136
375 SWEDEN 400 U STATES		2865		955 13378	
GUN RIFLE SPORTING POWDER	LB 19250	6442	39250	11835	8137
100 U KINGDOM 306 BELGIUM 359 NORWAY 400 U STATES			600 300	624 871	
EXPLOSIVES N O P	18433	16203	325571	384916	8138
100 U KINGDOM 381 ALASKA 400 U STATES	37683	22645	365721	398246	
NITROGEN SOLUTION	LB 500	337	1040	476	8139
400 U STATES	5640	15964	168042	146461	
NITROGEN FERTILIZER N O P	6140	16301	169282	147027	8149
335 GERMANY W 400 U STATES	CWT 13500	44866	431906	1378473	8150
AMMONIUM SULPHATE	CWT 13500	44866	431906	1378473	8151
100 U KINGDOM 335 GERMANY W 400 U STATES	400	1309	3833	12883	
BASIC SLAG	1102	2924	3744	9883	8152
POTASH MURIATE OF	1989	4470	32208	66798	8155
327 FRANCE 335 GERMANY W 400 U STATES	3491	8703	39785	89564	
POTASH SULPHATE OF	CWT		10009	18976	8156
327 FRANCE 335 GERMANY W 400 U STATES	63288	73123	177498 996383	226141 1146350	
SODA NITRATE OR CUBIC NITRE	63288	73123	1183890	1391467	8157
100 U KINGDOM	CWT 4096	6828	3000	8066	
	4096	6828	11300	19961	
			147555	246289	
			161855	274316	
	CWT		348	1679	

IMPORTS INTO CANADA FOR CONSUMPTION

Articles and Countries from which Imported	MONTH OF JULY 1956		SEVEN MONTHS ENDED JULY 1956		Class Number
	Quantities	Values (\$)	Quantities	Values (\$)	
312 CHILE	400	941	5900	15413	
335 GERMANY W			110	327	
354 NETHRLNDS			110	324	
400 U STATES	96316	206722	326302	715078	
TRIPLE SUPERPHOSPHATE	96716	207663	332770	732821	
400 U STATES	CWT				8161
	159601	364624	385490	885661	
SUPERPHOSPHATE N O P	159601	364624	385490	885661	
400 U STATES	CWT				8162
	394127	390874	2025730	1912840	
PHOSPHATE FERTILIZER N O P	394127	390874	2025730	1912840	
400 U STATES	CWT				8163
	707	4142	20416	75241	
SULPHATE OF POTASH MAGNESIA	707	4142	20416	75241	
400 U STATES	CWT				8164
	1084	718	21630	16404	
POTASH FERTILIZER N O P	1084	718	21630	16404	
400 U STATES	CWT				8165
			410	2275	
FERTILIZER MIXED			410	2275	
100 U KINGDOM	CWT				8166
400 U STATES		1572	108	2577	
	483	6720	46238	329598	
FERTILIZER MATERIALS N O P	525	8292	46346	332175	
100 U KINGDOM	CWT				8167
375 SWEDEN			98	574	
400 U STATES	4476	81655	92302	253151	
LITHARGE	4476	81655	92699	266633	
100 U KINGDOM	CWT				8171
335 GERMANY W	150	2724	3361	61860	
400 U STATES	679	11850	7349	136009	
LEAD RED DRY ORANGE MINERAL	829	14574	10871	200916	
100 U KINGDOM	LB				8172
400 U STATES	54780	9573	225868	40346	
LEAD WHITE DRY	54780	9573	11800	2187	
400 U STATES	LB		237668	42533	8173
	1212	257	42217	5173	
LEAD WHITE GROUND IN OIL	1212	257	42217	5173	
400 U STATES	LB				8174
			6080	1380	
ANTIMONY OXIDE			6080	1380	
100 U KINGDOM	LB				8179
306 BELGIUM	20000	4690	128880	30989	
400 U STATES			6721	1587	
			47130	12085	
LAMP BLACK	20000	4690	182731	44661	
335 GERMANY W	LB				8180
400 U STATES	15252	3608	13401	1417	
TITANIUM OXIDE	15252	3608	97048	18921	
100 U KINGDOM	LB		110449	20338	8181
317 CZECHO S	1966614	413275	11690118	2401799	
335 GERMANY W	40000	2368	55225	16167	
344 ITALY			145783	34424	
347 JAPAN	11023	3102	49074	16613	
400 U STATES	7600191	1157823	22048	7736	
CARBON BLACK	9617828	1576568	36830289	5583189	
100 U KINGDOM	LB		48792537	8059928	8182
400 U STATES	3261047	194557	24689722	1520893	
BONE BLACK AND IVORY BLACK	3261047	194557	24725897	1532165	
400 U STATES	LB				8183
	6840	1156	149470	27870	
BLANC FIXE	6840	1156	149470	27870	
100 U KINGDOM	LB				8184
306 BELGIUM			25380	3365	
335 GERMANY W	19995	767	29995	1256	
400 U STATES	44099	1489	201268	6530	
	97500	2244	254801	11281	
BRONZE POWDER	161594	4500	511444	22432	
100 U KINGDOM	LB				8185
400 U STATES	75	71	3017	2978	
LITHOPONE	1392	1492	7620	10179	
100 U KINGDOM	LB		10637	13157	8186
306 BELGIUM	138600	9407	1243899	109028	
335 GERMANY W	77050	6841	22046	1333	
354 NETHRLNDS			487095	35263	
400 U STATES	130000	9867	102046	6022	
OXIDE OF COBALT	345650	26115	1301878	98420	
100 U KINGDOM	LB		3156964	250066	8187
400 U STATES					
			224	404	
OXIDE OF COPPER			8880	21357	
100 U KINGDOM	LB		9104	21761	8188
400 U STATES	32256	16479	92390	51155	
	420	232	5113	3827	
OXIDES FILLERS COLOURS DRY NOP	32676	16711	97503	54982	
100 U KINGDOM	LB				8189
306 BELGIUM	146262	42074	649544	241211	
			2002	681	

IMPORTS INTO CANADA FOR CONSUMPTION

151

Articles and Countries from which Imported	MONTH OF JULY 1956		SEVEN MONTHS ENDED JULY 1956		Class Number
	Quantities	Values (\$)	Quantities	Values (\$)	
318 DENMARK			6632	8795	
327 FRANCE			187	104	
335 GERMANY W	77830	6338	648336	54558	
354 NETHRLNDS	1644	1268	5270	3293	
372 SPAIN	10000	189	202517	4522	
376 SWITZRLND	385	969	495	1248	
400 U STATES	2352873	247224	6596383	1908368	
	2588994	298062	8111366	2222780	
PARIS GREEN DRY	LB				8190
400 U STATES	1300	458	3640	1209	
	1300	458	3640	1209	
SATIN WHITE	LB				8191
400 U STATES	115340	1986	606475	10612	
	115340	1986	606475	10612	
ULTRAMARINE BLUE	LB				8192
ORY OR PULP					
100 U KINGDOM	13505	2325	133511	24615	
400 U STATES	8500	2558	109290	31901	
	22005	4883	242801	56516	
ZINC WHITE OXIDE	LB				8193
100 U KINGDOM			44800	5211	
400 U STATES	63700	9352	713215	99986	
	63700	9352	758015	105197	
OXIDE OF TIN	LB				8194
100 U KINGDOM			43018	43246	
400 U STATES			550	599	
			43568	43845	
OCHRES SIENNAS AND UMBERS	LB				8201
100 U KINGDOM	2800	90	53724	1489	
375 SWEDEN			16535	477	
400 U STATES	143402	7979	1188965	50874	
	146202	8069	1259224	52840	
PUTTY	LB				8202
100 U KINGDOM	898	98	6798	385	
400 U STATES	77880	14963	436155	76457	
	78778	15061	442953	76842	
ARTISTS AND CHILDRENS COLOURS					8211
100 U KINGDOM		54368		210988	
306 BELGIUM				330	
327 FRANCE		533		1369	
335 GERMANY W		290		3493	
347 JAPAN		340		1218	
354 NETHRLNDS				860	
400 U STATES		15849		150867	
		71380		369125	
GOLD LIQUID PAINT					8212
400 U STATES		971		4148	
		971		4148	
LIQUID FILLERS AND PAINTS NOP	GAL				8213
100 U KINGDOM	811	3079	11695	38973	
231 HONG KONG			300	926	
236 NEW ZEAL	80	541	192	1297	
306 BELGIUM	598	1905	598	1905	
318 DENMARK			95	457	
335 GERMANY W	75	382	397	2613	
354 NETHRLNDS			35	270	
375 SWEDEN			83	193	
381 ALASKA			45	191	
400 U STATES	68969	237442	433502	1561911	
	70533	243349	446942	1608736	
SPIRIT VARNISHES AND LACQUERS	GAL				8214
100 U KINGDOM	95	1487	1108	8044	
318 DENMARK			77	346	
335 GERMANY W	51	363	2464	17024	
376 SWITZRLND			37	352	
400 U STATES	3576	17155	42925	194817	
	3722	19005	46611	220583	
STAINS AND OXIDES	LB				8215
100 U KINGDOM	2000	3665	12637	19567	
400 U STATES	38580	33513	258267	269943	
	40580	37178	270904	289510	
VARNISHES LACQUERS JAPANS NOP	GAL				8216
100 U KINGDOM	453	1992	1796	8462	
318 DENMARK	29	86	78	213	
327 FRANCE	24	121	24	121	
335 GERMANY W			73	465	
354 NETHRLNDS			90	307	
376 SWITZRLND			127	599	
400 U STATES	19440	55083	212305	507873	
	19946	57282	214493	518040	
ALCOHOLIC PERFUMES UNDER 4 OZ					8221
100 U KINGDOM		1717		7674	
231 HONG KONG				83	
316 CUBA				98	
327 FRANCE		17903		116936	
335 GERMANY W		5064		16822	
344 ITALY		131		2346	
354 NETHRLNDS		128		128	
372 SPAIN				613	
383 HAWAII				483	
400 U STATES		11054		93496	
		35997		238679	
ALCOHOLIC PERFUMES OVER 4 OZ	GAL				8222
100 U KINGDOM	11	1168	225	17552	
231 HONG KONG	11	112	11	112	
327 FRANCE	64	1390	428	25019	
335 GERMANY W	26	490	202	2733	

IMPORTS INTO CANADA FOR CONSUMPTION

Articles and Countries from which Imported	MONTH OF JULY 1956		SEVEN MONTHS ENDED JULY 1956		Class Number
	Quantities	Values (\$)	Quantities	Values (\$)	
344 ITALY	3	209	9	640	
400 U STATES	13	183	159	2163	
POMADES FRENCH	128	3552	1034	48219	8223
PERFUMERY TOILET PREPARATIONS	LB				
100 U KINGDOM		10709		75921	8224
327 FRANCE		3079		41341	
334 ST PIERRE		372		372	
335 GERMANY W		6322		44531	
344 ITALY		853		6395	
347 JAPAN				271	
354 NETHRLNDS		7089		13920	
375 SWEDEN				167	
376 SWITZRLND				990	
383 HAWAII				1078	
400 U STATES		68211		462647	
CASTILE SOAP		96635		647633	
327 FRANCE	LB		8392	1182	8231
372 SPAIN			2000	318	
400 U STATES		630	10775	3006	
COMMON OR LAUNDRY SOAP	1678	630	21167	4506	
100 U KINGDOM	LB		111331	14129	8232
354 NETHRLNDS		75	1995	197	
400 U STATES		95425	604265	87713	
LIQUID SOAP		14235	717591	102039	
100 U KINGDOM	LB		2320	204	8234
376 SWITZRLND		441	137	1544	487
400 U STATES		159914	35053	813407	195439
SOAP POWDERS AND FLAKES		35190	817271	196130	
100 U KINGDOM	LB		57796	6631	8235
335 GERMANY W			79	72	
354 NETHRLNDS			714	63	
376 SWITZRLND			1433	455	
400 U STATES		506050	3800599	551108	
TOILET SOAP N O P		74705	3860621	558329	
100 U KINGDOM		14970		59890	8236
215 INDIA		328		328	
305 AUSTRIA				864	
306 BELGIUM		263		3563	
318 DENMARK				1161	
327 FRANCE		64		755	
335 GERMANY W		1261		4208	
354 NETHRLNDS		1712		2815	
360 ISRAEL		1440		2884	
372 SPAIN				307	
376 SWITZRLND		76		203	
400 U STATES		15041		46712	
WHALE OIL SOAP		35155		123690	
100 U KINGDOM	LB		20160	1086	8237
400 U STATES		1957	11543	1433	
SOAP N O P		241	31703	2519	
100 U KINGDOM		3200		7801	8238
215 INDIA				284	
234 AUSTRALIA		143		143	
376 SWITZRLND				593	
400 U STATES		6363		93188	
ALUM IN BULK NOT CALCINED		9706		102009	
100 U KINGDOM	CWT	247	919	2892	9862
306 BELGIUM			440	898	
335 GERMANY W		58	413	543	1122
375 SWEDEN			440	2546	
400 U STATES		851	3980	5517	25912
CHLORIDE OF ALUMINUM		1156	5312	9832	40340
400 U STATES	CWT				
SULPHATE OF IRON COPPERAS		1872	21057	16348	228540
100 U KINGDOM		1872	21057	16348	228540
400 U STATES	CWT				
SULPHATE OF ALUMINA ALUM CAKE		513	552	767	1305
100 U KINGDOM		513	552	9393	16314
335 GERMANY W				10160	17619
400 U STATES	CWT				
AMMONIA NITRATE		9845	15695	59480	99542
100 U KINGDOM		434	759	652	1161
335 GERMANY W		10440	19621	68645	132619
400 U STATES		20719	36075	128777	233322
SAL AMMONIAC	LB				
400 U STATES		157818	10442	901754	61984
SAL AMMONIAC SKIMMINGS		157818	10442	901754	61984
100 U KINGDOM	LB				
335 GERMANY W		1000	331	201950	14092
354 NETHRLNDS				110626	5303
400 U STATES		3750	443	22102	889
SAL AMMONIAC SKIMMINGS		4750	774	15630	2479
100 U KINGDOM	LB			350308	22763
306 BELGIUM				6720	561
				44100	3182

IMPORTS INTO CANADA FOR CONSUMPTION

Articles and Countries from which Imported	MONTH OF JULY 1956		SEVEN MONTHS ENDED JULY 1956		Class Number
	Quantities	Values (\$)	Quantities	Values (\$)	
335 GERMANY W	4 4092	3233	99138	7272	
400 U STATES	60356	6458	174958	18803	
AMMONIA COMPOUNDS N O P	104448	9691	324916	29818	8264
100 U KINGDOM	LB 3544	625	143105	14840	
335 GERMANY W	28880	1939	121683	9242	
354 NETHRLNDS			8960	1188	
400 U STATES	440621	24513	3426702	188286	
AMMONIA ANHYDROUS	473045	27077	3700450	213556	8265
400 U STATES	LB 2260460	91697	23867062	980328	
ANTIMONY SALTS TARTAR EMETIC	2260460	91697	23867062	980328	8271
313 CHINA	LB		55115	10165	
335 GERMANY W	2205	1112	2205	1112	
400 U STATES	5250	3293	10066	6290	
ARSENOUS OXIDE ARSEN SULPHIDE	7455	4405	67386	17567	8273
400 U STATES	LB 2000	907	16320	1691	
COPPER SUBACETATE PRECIPITATE	2000	907	16320	1691	8274
400 U STATES	LB		400	220	
COPPER SULPHATE			400	220	8275
100 U KINGDOM	LB 60000	8074	712774	105739	
400 U STATES	118252	27449	555872	117345	
TIN BICHLORIOE TIN CRYSTALS	178252	35523	1268646	223084	8277
100 U KINGDOM	LB		1000	748	
400 U STATES	523	409	4680	4506	
ZINC CHLORIDE	523	409	5680	5254	8278
100 U KINGDOM	LB 37450	3657	86170	8621	
400 U STATES	5271	1399	81887	11566	
ZINC SULPHATE	42721	5056	168057	20187	8279
100 U KINGDOM	LB 419776	19682	1010050	50087	
306 BELGIUM	8000	453	119775	4447	
335 GERMANY W	22000	1221	225669	10435	
400 U STATES	63450	3317	374199	24708	
BISMUTH SALTS	513226	24673	1729693	89677	8291
100 U KINGDOM		3490		15959	
400 U STATES		1327		2739	
LEAD ACETATE NOT GROUND		4817		18698	8292
100 U KINGDOM	LB 8975	1554	105364	18835	
335 GERMANY W			2205	353	
400 U STATES			1700	453	
LEAD ARSENATE	8975	1554	109269	19641	8293
400 U STATES	LB 16080	3248	133671	26161	
LEAD NITRATE NOT GROUND	16080	3248	133671	26161	8294
100 U KINGDOM	LB		154919	24806	
400 U STATES	4800	922	29400	5518	
COMPOUNDS OF TETRAETHYL LEAD	4800	922	184319	30324	8295
400 U STATES	LB 3431477	1251817	27592594	10109422	
BROMINE	3431477	1251817	27592594	10109422	8301
400 U STATES	LB 200	508	23845	8960	
CHLORINE LIQUID CHLORINE GAS	200	508	23845	8960	8303
400 U STATES	LB 5536950	158031	39372945	1129385	
IODINE CRUDE	5536950	158031	39372945	1129385	8304
312 CHILE	LB		4481	6364	
400 U STATES	11384	14642	68908	95910	
IODIZED SALTS FOR ANIMALS	11384	14642	73389	102274	8305
100 U KINGDOM		925		925	
400 U STATES		408		4541	
CALCIUM ARSENATE		1333		5466	8311
400 U STATES	LB		12000	888	
CALCIUM CHLORIDE			12000	888	8315
400 U STATES	CWT 73055	102446	386277	546717	
CHLORIDE OF LIME	73055	102446	386277	546717	8316
100 U KINGDOM	CWT 3714	14414	9507	37530	
347 JAPAN	44	623	132	1849	
354 NETHRLNDS			149	402	
400 U STATES	865	14399	3955	70165	
CALCIUM MOLYBDATE	4623	29436	13743	109946	8318
400 U STATES	LB 98775	137390	216527	257534	
CALCIUM COMPDS NOP EXC CITRATE	98775	137390	216527	257534	8319
100 U KINGDOM	LB 4110	1699	120497	20624	
318 DENMARK			2000	471	
327 FRANCE			1440	2199	
335 GERMANY W			3342	1486	
354 NETHRLNDS	1760	647	18088	5380	
359 NORWAY			20000	566	

IMPORTS INTO CANADA FOR CONSUMPTION

Articles and Countries from which Imported	MONTH OF JULY 1956		SEVEN MONTHS ENDED JULY 1956		Class Number
	Quantities	Values (\$)	Quantities	Values (\$)	
376 SWITZRLND			6600	15463	
400 U STATES	514549	44605	3641358	409264	
	520419	46951	3813325	455453	
ARGOLS	LB				8321
CREAM OF TARTAR IN CRYSTALS	LB				8322
100 U KINGDOM	10080	2884	62720	18603	
335 GERMANY W	4404	1037	15808	3883	
344 ITALY	2205	533	72826	17264	
354 NETHRLNDS			2202	559	
372 SPAIN			16534	3431	
400 U STATES	162	57	162	57	
	16851	4511	170252	43797	
POTASH AND PEARL ASH	LB				8323
335 GERMANY W			10137	845	
400 U STATES	46780	4084	343065	29528	
	46780	4084	353202	30373	
POTASH BICARBONATE	LB				8325
100 U KINGDOM			11400	1490	
335 GERMANY W			3086	259	
400 U STATES	500	90	1500	252	
	500	90	15986	2001	
POTASH BICHROMATE CRUDE	LB				8326
100 U KINGDOM	13000	2137	59500	8966	
335 GERMANY W			11065	1605	
400 U STATES	2200	428	144755	24123	
	15200	2565	215320	34694	
POTASH CAUSTIC	LB				8327
327 FRANCE	21732	2028	145202	15039	
335 GERMANY W			338180	30705	
354 NETHRLNDS			27117	2414	
375 SWEDEN			10760	2426	
400 U STATES	276810	11915	2936621	139715	
	298542	13943	3457880	190299	
POTASH CHLORATE GROUND	LB				8329
376 SWITZRLND	22000	2650	67369	7684	
400 U STATES	24000	4137	26642	5103	
	46000	6787	94011	12787	
POTASH RED OR YELLOW PRUSSIAE	LB				8330
100 U KINGDOM	112	88	112	88	
335 GERMANY W	1000	240	1000	240	
354 NETHRLNDS			4400	1135	
390 GERMANY E			4409	762	
400 U STATES			7720	3304	
	1112	328	17641	5529	
POTASH NITRATE OR SALT PETRE	LB				8331
100 U KINGDOM			22642	2589	
335 GERMANY W	22046	1202	355575	19313	
354 NETHRLNDS			44092	2702	
400 U STATES	850	117	81965	4968	
	22896	1319	504274	29572	
POTASH COMPOUNDS N O P	LB				8332
100 U KINGDOM	12320	4726	115846	42107	
327 FRANCE			2971	1076	
335 GERMANY W	11023	919	71439	7949	
354 NETHRLNDS	65601	9635	178364	25949	
400 U STATES	256452	43761	1602215	198470	
	345396	59041	1970835	275551	
CLEANING COMPOUNDS SODIUM BASE	LB				8337
100 U KINGDOM			16464	1757	
335 GERMANY W			2281	441	
400 U STATES	1313618	159730	8882355	1135890	
	1313618	159730	8901100	1138088	
SODA BENZOATE	LB				8338
400 U STATES	1200	239	1800	500	
	1200	239	1800	500	
SODA BROMIDE	LB				8339
100 U KINGDOM			20916	8582	
400 U STATES	2850	859	13350	4093	
	2850	859	34266	12675	
SODA CITRATE	LB				8340
400 U STATES	21550	6385	48550	14285	
	21550	6385	48550	14285	
BAKING POWDER	LB				8341
335 GERMANY W	1367	356	2268	2192	
344 ITALY			1896	1325	
	1367	356	4164	3517	
BORAX	LB				8342
100 U KINGDOM			1240	270	
400 U STATES	1731075	47954	12997675	391085	
	1731075	47954	12998915	391355	
GLAUBER SALTS	LB				8343
335 GERMANY W	110200	1312	1234545	15089	
400 U STATES	164000	2881	2371220	45264	
	274200	4193	3605765	60353	
SODA ARSENIATE B INARSENIAE	LB				8344
100 U KINGDOM			11200	1015	
400 U STATES	1200	641	39230	21161	
	1200	641	50430	22176	
SODA ASH OR BARILLA	LB				8345
100 U KINGDOM	4438848	61934	33120276	486865	
400 U STATES	18076545	267038	109018540	1624150	
	22515393	328972	142138816	2111015	

IMPORTS INTO CANADA FOR CONSUMPTION

Articles and Countries from which Imported	MONTH OF JULY 1956		SEVEN MONTHS ENDED JULY 1956		Class Number
	Quantities	Values (\$)	Quantities	Values (\$)	
SODA BICARBONATE	LB				8346
100 U KINGDOM	484000	8899	3722600	65437	
400 U STATES	545100	12845	5640150	135636	
	1029100	21744	9362750	201073	
SODA BICHROMATE	LB				8347
100 U KINGDOM	117000	12343	1023500	111930	
207 UN SO AFR			430120	54160	
335 GERMANY W	11000	1295	32987	3823	
400 U STATES	272300	32812	1800181	221159	
	400300	46450	3286788	391072	
SODA BISULPHATE OR NITRE CAKE	LB				8348
400 U STATES	159650	4150	1668610	36906	
	159650	4150	1668610	36906	
SODA BISULPHITE	LB				8349
100 U KINGDOM			178718	9347	
335 GERMANY W			24205	962	
400 U STATES	178400	7884	397692	18244	
	178400	7884	600615	28553	
SODA CAUSTIC IN PACKAGES	LB				8350
100 U KINGDOM	100800	3912	523568	19460	
327 FRANCE			1387	92	
375 SWEDEN	6000	907	20500	3215	
400 U STATES	6886485	225469	23008739	821966	
	6993285	230288	23554194	844733	
SODA CAUSTIC IN SOLUTION	LB				8352
400 U STATES	23543110	302317	150217954	2038040	
	23543110	302317	150217954	2038040	
SODA CHLORATE	LB				8353
400 U STATES			489120	40331	
			489120	40331	
SODIUM CYANIDE	LB				8354
100 U KINGDOM	518319	65923	3825335	493918	
335 GERMANY W	115053	14620	427287	55173	
354 NETHRLNDS			61939	7058	
400 U STATES	30000	5289	164900	27229	
	663372	85832	4479461	583878	
SODIUM GLUTAMATE	LB				8355
347 JAPAN	5040	5097	25080	28375	
400 U STATES	50545	60000	70350	81968	
	55585	65097	95430	110343	
SODA HYPOSULPHITE	LB				8356
100 U KINGDOM	22400	718	192220	6856	
400 U STATES	67895	3957	373742	21703	
	90295	4675	565962	28559	
SODA NITRITE	LB				8357
100 U KINGDOM	89600	3526	468272	18442	
335 GERMANY W	4410	232	57320	2173	
400 U STATES	2000	182	4974	564	
	96010	3940	530566	21179	
SODA PEROXIDE	LB				8358
100 U KINGDOM	40050	5311	402120	53138	
400 U STATES	57024	7982	283057	44218	
	97074	13293	685177	97356	
SODA PHOSPHATE N O P	LB				8359
100 U KINGDOM			3340	1274	
335 GERMANY W			4400	769	
400 U STATES	269085	32048	2251982	253920	
	269085	32048	2259722	255963	
SODA PRUSSIAE	LB				8360
100 U KINGDOM	44800	6418	44800	6418	
306 BELGIUM	60000	6064	90000	9136	
335 GERMANY W	86799	8626	153926	15195	
400 U STATES			49200	6763	
	191599	21108	337926	37512	
SODA SAL	LB				8361
100 U KINGDOM	10000	125	32500	419	
400 U STATES	46230	1109	118780	2889	
	56230	1234	151280	3308	
SODA SILICATE	LB				8362
100 U KINGDOM	64400	1829	584025	17104	
400 U STATES	457708	20664	2595024	120697	
	522108	22493	3179049	137801	
SODA SULPHATE CRUDE SALT CAKE	LB				8363
100 U KINGDOM			11646880	122711	
400 U STATES	4345130	38610	23414266	213156	
	4345130	38610	35061146	335867	
SODA SULPHIDE	LB				8364
100 U KINGDOM	22176	1029	252672	11075	
400 U STATES	503690	24989	1563151	78699	
	525866	26018	1815823	89774	
SODA SULPHITE	LB				8365
100 U KINGDOM	240000	5520	242240	5694	
306 BELGIUM			2204600	42050	
335 GERMANY W			27611	1414	
400 U STATES	66522	2890	786892	29335	
	306522	8410	3261343	78493	
SODIUM COMPOUNDS N O P	LB				8366
100 U KINGDOM	306418	45918	1179746	160038	
317 CZECHO S			45032	2536	
327 FRANCE			69895	38048	
335 GERMANY W	42890	6890	251354	41477	
347 JAPAN			22046	1282	
354 NETHRLNDS			63800	6330	
375 SWEDEN	30844	4806	33049	5743	

IMPORTS INTO CANADA FOR CONSUMPTION

Articles and Countries from which Imported	MONTH OF JULY 1956		SEVEN MONTHS ENDED JULY 1956		Class Number
	Quantities	Values (\$)	Quantities	Values (\$)	
376 SWITZRLND	440	541	485	778	
390 GERMANY E			550	613	
400 U STATES	919723	102116	8921251	765768	
	1300315	160271	10587208	1022613	
SODA PHOSPHATE DISODIUM	LB				8367
400 U STATES	24250	1793	45650	3605	
	24250	1793	45650	3605	
SODA PHOSPHATE TRISODIUM	LB				8368
400 U STATES	79100	4808	618650	31508	
	79100	4808	618650	31508	
SODA FLUORIDE	LB				8369
100 U KINGDOM	25000	2606	387420	41520	
400 U STATES	4400	713	92230	14812	
	29400	3319	479650	56332	
SODA ANTIMONATE	LB				8370
400 U STATES	36000	9432	209000	57189	
	36000	9432	209000	57189	
ACID PHOSPHATE NOT MEDICINAL	LB				8371
100 U KINGDOM	30300	3610	30300	3610	
400 U STATES	220250	20962	1277426	119108	
	250550	24572	1307726	122718	
BARIUM PEROXIDE	LB				8372
HYDROGEN PEROXIDES IN SOLUTION	LB				8373
100 U KINGDOM	12144	3201	12144	3201	
335 GERMANY W			18629	2692	
400 U STATES	62762	12537	1070659	220596	
	74906	15738	1101432	226489	
MAGNESIUM CARBONATE	LB				8374
100 U KINGDOM	4100	354	400066	29712	
400 U STATES	6540	769	13640	1634	
	10640	1123	413706	31346	
MAGNESIUM SALTS COMPOUNDS NOP	LB				8375
100 U KINGDOM	4740	3095	158690	49684	
335 GERMANY W			26456	463	
354 NETHRLNDS			22266	2542	
400 U STATES	1243767	26787	8931688	205013	
	1248507	29882	9139100	257702	
MAGNESIUM SULPHATE EPSOM SALTS	LB				8376
100 U KINGDOM			36940	1248	
335 GERMANY W	254756	2295	1616306	14714	
354 NETHRLNDS	22046	218	187392	1633	
400 U STATES	177000	3827	982010	20421	
	453802	6340	2822648	38016	
MERCURY SALTS					8377
100 U KINGDOM				131	
400 U STATES		143		862	
		143		993	
PHOSPHORUS AND COMPOUNDS N O P	LB				8378
100 U KINGDOM			295	998	
400 U STATES	32200	4569	128152	21005	
	32200	4569	128447	22003	
RADIUM					8379
100 U KINGDOM		40007		97825	
400 U STATES		4961		28039	
		44968		125864	
MOLYBDENUM OXIDE	LB				8380
400 U STATES	127350	84171	592572	448244	
	127350	84171	592572	448244	
ETHYL CHLORIDE	LB				8388
400 U STATES	131000	12875	435992	47311	
	131000	12875	435992	47311	
ACETONE					8389
400 U STATES		527		4438	
		527		4438	
ETHYLENE DICHLORIDE	LB				8390
400 U STATES	11400	1107	41190	3754	
	11400	1107	41190	3754	
AMYL ACETATE					8391
100 U KINGDOM				231	
400 U STATES				10799	
				11030	
BLACKING SHOE LEATHER DRESSING					8392
100 U KINGDOM		6835		35858	
305 AUSTRIA				1176	
306 BELGIUM		427		883	
335 GERMANY W		60		1041	
344 ITALY				179	
354 NETHRLNDS		145		145	
376 SWITZRLND		1907		5014	
400 U STATES		65245		552647	
		74619		596943	
BLUEING LAUNDRY					8393
100 U KINGDOM		3628		3628	
400 U STATES		244		7646	
		3872		11274	
CAMPHOR NATURAL OR SYNTHETIC	LB				8394
100 U KINGDOM			9200	4551	
335 GERMANY W	4400	1821	11014	4910	
400 U STATES	3777	2428	39428	21886	
	8177	4249	59642	31347	
CARBON BISULPHIDE N O P	LB				8395
400 U STATES	312	144	1227171	57983	
	312	144	1227171	57983	
CARBON TETRACHLORIDE	LB				8396
335 GERMANY W	22046	1792	44092	3602	

IMPORTS INTO CANADA FOR CONSUMPTION

Articles and Countries from which Imported	MONTH OF JULY 1956		SEVEN MONTHS ENDED JULY 1956		Class Number
	Quantities	Values (\$)	Quantities	Values (\$)	
400 U STATES			180110	16688	
CHLOROFORM	22046	1792	224202	20290	8397
100 U KINGDOM	LB		600	367	
335 GERMANY W			3086	477	
400 U STATES	3906	2152	126840	25332	
CYANIDE OF POTASSIUM	3906	2152	130526	26176	8398
100 U KINGDOM	LB		40544	12883	
318 DENMARK			7386	2537	
335 GERMANY W			2350	710	
400 U STATES	10100	4232	35292	14381	
ETHYLENE GLYCOL FOR ANTIFREEZE	10100	4232	85572	30511	8399
400 U STATES	LB		460	92	
ETHYLENE GLYCOL N O P			460	92	8400
400 U STATES	74260	10204	125475	19287	
FORMALDEHYDE	74260	10204	125475	19287	8401
100 U KINGDOM	LB		6633	199	
400 U STATES	6633	199	4273467	160537	
GLYCERINE CRUDE	1327190	49986	4280100	160736	8402
400 U STATES	1333823	50185			
GLYCERINE FOR EXPLOSIVES	238380	41209	2390950	450759	8403
400 U STATES	238380	41209	787190	234944	
GLYCERINE N O P	166380	48760	787190	234944	8404
400 U STATES	166380	48760	500510	150604	
INK PRINTING	83000	24527	500510	150604	8405
100 U KINGDOM	83000	24527			
305 AUSTRIA	LB		263955	126678	
318 DENMARK	17318	8478	200	122	
335 GERMANY W	150	930	2526	2573	
347 JAPAN	1462	722	19485	12992	
400 U STATES	603	418	603	418	
INK ROTOGRAVURE	155192	63098	802454	441832	8406
100 U KINGDOM	174725	73646	1089223	584615	
400 U STATES	LB		50	56	
INK WRITING	76589	17962	455450	119587	8407
100 U KINGDOM	76589	17962	455500	119643	
306 BELGIUM		509		3808	
335 GERMANY W		250		1018	
400 U STATES		980		5415	
NAPHTHALENE FLAKES AND BALLS		5470		47786	
306 BELGIUM		7209		58027	
335 GERMANY W	LB				8408
354 NETHRLNDS	11088	978	21168	1951	
400 U STATES	33036	2864	55046	4683	
NITROUS ETHER	60000	17820	143156	12410	8409
400 U STATES	104124	21662	347716	66491	
CHEMICALS FOR SYNTHETIC RESINS			567086	85535	
335 GERMANY W	GAL		30	544	
400 U STATES			30	544	8410
SULPHURIC ETHER	86445	23164	816515	300666	8411
100 U KINGDOM	86445	23164	822516	302493	
400 U STATES	LB		550	569	
THEOBROMINE DIMETHYL SULPHATE	26022	4126	465713	74999	8412
400 U STATES	26022	4126	466263	75568	
POLISH KNIFE OR OTHER N O P	LB				8413
100 U KINGDOM		2911		19516	
335 GERMANY W		51		3579	
354 NETHRLNDS		622		978	
376 SWITZRLND				310	
400 U STATES		40485		270723	
VANILLIN		44069		295106	8414
100 U KINGDOM	LB		2050	8001	
400 U STATES	150	494	1310	4855	
ALL OTHER DRUGS CHEMICALS NOP	600	3312	3360	12856	8415
100 U KINGDOM	750	3806			
231 HONG KONG		308766		2550303	
234 AUSTRALIA		17678		32607	
236 NEW ZEAL		1114		1362	
305 AUSTRIA		4194		14596	
306 BELGIUM				18562	
317 CZECHO S		2386		17147	
318 DENMARK				2116	
326 FINLAND		3119		17714	
327 FRANCE		109		109	
335 GERMANY W		7950		108038	
336 GREECE		73144		439509	
344 ITALY				254	
347 JAPAN		1009		14402	
352 MEXICO		9304		26465	
		2869		16581	

IMPORTS INTO CANADA FOR CONSUMPTION

Articles and Countries from which Imported	MONTH OF JULY 1956		SEVEN MONTHS ENDED JULY 1956		Class Number
	Quantities	Values (\$)	Quantities	Values (\$)	
354 NETHRLNDS		6596		89052	
359 NORWAY		277		2708	
372 SPAIN		162		455	
375 SWEDEN		1406		27768	
376 SWITZRLND		79759		486112	
381 ALASKA				1230	
400 U STATES		4435653		31128875	
PHTHALIC ANHYDRIDE		4955495		34995965	
306 BELGIUM	LB 209600	35220	253760	43942	8416
327 FRANCE			325550	57451	
335 GERMANY W			397379	68287	
344 ITALY	111685	20734	1429977	258828	
365 POLAND			55125	10749	
400 U STATES	57115	10123	749764	152279	
MATERIALS NOP FOR PLASTICS	378400	66077	3211555	591536	
100 U KINGDOM				16816	8422
306 BELGIUM				10023	
335 GERMANY W		26749		139304	
400 U STATES		683010		5067906	
CASINGS SYNTHETIC FOR MEATS		709759		5234049	
335 GERMANY W	LB		485	1142	8423
400 U STATES	36782	47034	198564	272800	
TUNGSTEN CARBIOE IN TUBES		47034	199049	273942	
400 U STATES		20446		88675	8425
BUTADIENE		20446		88675	
400 U STATES		709974		2776945	8428
ETHYL BENZENE		709974		2776945	
400 U STATES	GAL 33502	25692	533865	404080	8429
GASOLINE ANTI OXIOANTS		25692	533865	404080	
400 U STATES	LB 48241	39325	397456	298201	8430
SYNTHETIC RESIN GLUE		39325	397456	298201	
100 U KINGDOM	LB 510	144	510	144	8431
318 DENMARK			1025	102	
335 GERMANY W	220	77	4481	1492	
344 ITALY			82	69	
400 U STATES	190374	52542	1038428	330687	
RIBOFLAVIN		52763	1044526	332494	
335 GERMANY W				1545	8432
376 SWITZRLNO		7225		12055	
400 U STATES		29968		246966	
YEAST DEAD OR INACTIVE		37193		260566	
400 U STATES	LB 26575	11157	245964	73103	8433
CATALYSTS PETROLEUM REFINING		11157	245964	73103	
100 U KINGDOM		2996		8621	8434
400 U STATES		535797		2795827	
FATTY ALCOHOLS		538793		2804448	
100 U KINGDOM		750		17937	8435
306 BELGIUM				628	
335 GERMANY W		1159		45472	
354 NETHRLNDS		119		119	
400 U STATES		79260		514849	
MATERIALS NOP FOR CHROM OXIDE		81288		579005	
FLUORESCENT COATING OR POWDER					8436
400 U STATES	LB 6598	40370	56304	310340	8437
CELLULOSE ESTERS NO ADMIXTURE		40370	56304	310340	
347 JAPAN				258	8500
400 U STATES		123195		974976	
CELLULOSE COMPDS MOULDING ETC		123195		975234	
400 U STATES		43027		598080	8530
CELLULOSE PLASTICS FOAMD EXPNO		43027		598080	
318 DENMARK				237	8550
335 GERMANY W				774	
400 U STATES				6691	
CELLULOSE COMPOUNDS N O P				7702	
400 U STATES		5195		24524	8570
CELLULOSE PLASTIC PRIM SHAPES		5195		24524	
100 U KINGDOM		1566		11284	8600
335 GERMANY W		623		7788	
344 ITALY		3315		22611	
400 U STATES		131707		891192	
CELLUL PLAST SHAPES REINFORCED		137211		932875	
100 U KINGDOM				5183	8630
327 FRANCE				160	
400 U STATES		44421		359917	
		44421		365260	

IMPORTS INTO CANADA FOR CONSUMPTION

159

Articles and Countries from which Imported	MONTH OF JULY 1958		SEVEN MONTHS ENDED JULY 1956		Class Number
	Quantities	Values (\$)	Quantities	Values (\$)	
LAMINATED MOULDED CELL PLASTICS					
100 U KINGDOM		256		3660	8650
400 U STATES		11646		161000	
		11902		164660	
CELL NITRATE ENGRAVING SHEETS					
335 GERMANY W				6053	8670
400 U STATES		6607		69533	
		6607		75586	
MFRS OF CELLULOSE PLASTICS NOP					
100 U KINGDOM		4377		80609	8700
231 HONG KONG		215		280	
305 AUSTRIA				450	
306 BELGIUM				312	
317 CZECHOS				1171	
327 FRANCE		52		3349	
335 GERMANY W		1619		13896	
347 JAPAN				1271	
354 NETHRLNDS				155	
359 NORWAY				308	
375 SWEDEN		260		260	
376 SWITZRLND				59	
378 JORDAN				116	
400 U STATES		127518		810699	
		134041		912935	
MFRS OF REGEN CELLULOSE NOP					
100 U KINGDOM		16113		320472	8720
231 HONG KONG		199		1717	
305 AUSTRIA				100	
335 GERMANY W		255		2366	
344 ITALY				216	
375 SWEDEN		181		22789	
376 SWITZRLND		1837		3458	
400 U STATES		69187		641119	
		87772		992237	
SYNTHETIC RESINS NO ADMIXTURE					
100 U KINGDOM		3804		102486	8750
309 BRAZIL				528	
317 CZECHOS		4217		6429	
327 FRANCE		2430		2550	
335 GERMANY W		1068		16887	
344 ITALY		344		344	
354 NETHRLNDS				676	
359 NORWAY				35792	
376 SWITZRLND				1385	
400 U STATES		1386337		10389276	
		1398200		10556353	
SYNTHETIC RESINS IN SOLUTIONS					
100 U KINGDOM				502	8770
327 FRANCE				1945	
335 GERMANY W		572		27158	
354 NETHRLNDS				343	
400 U STATES		410622		2584334	
		411194		2614282	
SYNTH RESIN COMPS MOULDNG ETC					
100 U KINGDOM		16318		100585	8800
335 GERMANY W		138		269	
344 ITALY		1573		3169	
354 NETHRLNDS		429		429	
400 U STATES		359320		2789175	
		377778		2893627	
SYNTH RESINS FOAMED EXPANDED					
100 U KINGDOM				938	8830
318 DENMARK				65	
335 GERMANY W		6582		51023	
354 NETHRLNDS		600		10760	
400 U STATES		46812		265736	
		53994		328522	
SYNTH RESIN COMPOSITIONS NOP					
100 U KINGDOM		110		3300	8850
400 U STATES		167873		995874	
		167983		999174	
SYNT OR PROT PLAST PRIM SHAPES					
100 U KINGDOM		51649		458031	8870
335 GERMANY W		12515		121253	
372 SPAIN				7313	
376 SWITZRLND				203	
400 U STATES		767948		4951715	
		832112		5538515	
SYNTH RESIN SHAPES REINFORCED					
100 U KINGDOM				2674	8900
327 FRANCE				2662	
335 GERMANY W				559	
354 NETHRLNDS				251	
400 U STATES		98204		813291	
		98204		819437	
LAMIN PLASTICS SYN RES BONDED					
100 U KINGDOM		7952		49572	8930
335 GERMANY W				2348	
400 U STATES		41020		376854	
		48972		428774	
MFRS OF SYNT RES OR PROT PLAST					
100 U KINGDOM		68236		266182	8950
231 HONG KONG		137		846	
234 AUSTRALIA		174		174	
305 AUSTRIA		211		2955	
306 BELGIUM		2341		3070	

IMPORTS INTO CANADA FOR CONSUMPTION

Articles and Countries from which Imported	MONTH OF JULY 1956		SEVEN MONTHS ENDED JULY 1956		Class Number
	Quantities	Values (\$)	Quantities	Values (\$)	
318 DENMARK		136		3446	
327 FRANCE		3182		12676	
335 GERMANY W		13745		52792	
344 ITALY		6951		36904	
347 JAPAN		3173		12931	
352 MEXICO		77		424	
354 NETHRLNDS				1815	
359 NORWAY				3226	
365 POLAND				5576	
372 SPAIN				764	
375 SWEDEN		2096		6141	
376 SWITZRLND				1416	
384 P RICO				14049	
400 U STATES		1051105		7793454	
		1151564		8218841	

IMPORTS INTO CANADA FOR CONSUMPTION

161

Articles and Countries from which Imported	MONTH OF JULY 1956		SEVEN MONTHS ENDED JULY 1956		Class Number
	Quantities	Values (\$)	Quantities	Values (\$)	
GROUP 9					
MISCELLANEOUS COMMODITIES					
FILM FOR REPRODUCTION	FEET				
100 U KINGDOM	8423	345	95273	4731	9000
327 FRANCE	19235	735	35921	1132	
375 SWEDEN			17716	782	
400 U STATES	199282	10636	2067644	114921	
	226940	11716	2216554	121636	
BAGATELLE OR OTHER GAME BOARDS					9001
100 U KINGDOM		18325		33441	
231 HONG KONG		137		137	
306 BELGIUM				1082	
327 FRANCE				64	
354 NETHRLNDS		1788		2907	
376 SWITZRLND				244	
400 U STATES		80781		640390	
		101031		678265	
BALLS CUES CUE RACKS CUE TIPS					9002
100 U KINGDOM		1526		20273	
327 FRANCE		1580		5441	
400 U STATES		143		1272	
		3249		26986	
BILLIARD TABLES	NO				9003
100 U KINGDOM	1	141	5	438	
400 U STATES	26	449	32	2404	
	27	590	37	2842	
BALLS TENNIS	DOZ				9004
100 U KINGDOM	359	688	22752	53763	
	359	688	22752	53763	
BALLS ALL KINDS NOP FOR SPORTS					9005
100 U KINGDOM		7189		45269	
215 INDIA		194		797	
216 PAKISTAN				1512	
234 AUSTRALIA		1347		4171	
306 BELGIUM		1872		1872	
318 DENMARK		78		78	
327 FRANCE		574		3209	
335 GERMANY W		573		787	
344 ITALY		320		737	
347 JAPAN				1449	
354 NETHRLNDS		1085		3937	
400 U STATES		12655		146967	
		25887		210785	
FILMS X RAY					9006
100 U KINGDOM		8845		372636	
306 BELGIUM		1933		361606	
375 SWEDEN				204	
400 U STATES		227200		869926	
		237978		1604372	
GUN COVERS GAME BAGS					9007
100 U KINGDOM				225	
347 JAPAN				1484	
400 U STATES		1165		5899	
		1165		7608	
CRICKET BATS BALLS GLOVES					9008
100 U KINGDOM		273		11618	
234 AUSTRALIA		73		197	
400 U STATES				100	
		346		11915	
DOLLS					9009
100 U KINGDOM		7813		29392	
231 HONG KONG		2253		13782	
305 AUSTRIA		75		75	
306 BELGIUM				241	
327 FRANCE		465		626	
335 GERMANY W		3867		5739	
344 ITALY		3427		16219	
347 JAPAN		13048		38934	
365 POLAND				464	
372 SPAIN				380	
376 SWITZRLND				229	
390 GERMANY E		348		453	
400 U STATES		13459		90802	
		44755		197336	
FILMS PHOTOGRAPHERS					9010
100 U KINGDOM		7731		57510	
306 BELGIUM		9555		88747	
327 FRANCE				2610	
335 GERMANY W		847		9122	
347 JAPAN		312		1088	
400 U STATES		247105		2063714	
		265550		2222791	
FILMS CINEMATOGRAPH POSITIVES	FEET				9011
100 U KINGDOM	460131	36847	3103195	245088	
234 AUSTRALIA			2309	546	
306 BELGIUM	800	312	27837	1182	
317 CZECHO S	3022	137	16037	668	
326 FINLAND			7476	677	
327 FRANCE	543218	35461	3496819	187779	
335 GERMANY W	4900	392	90319	6928	
336 GREECE			3000	498	

IMPORTS INTO CANADA FOR CONSUMPTION

Articles and Countries from which Imported	MONTH OF JULY 1956		SEVEN MONTHS ENDED JULY 1956		Class Number
	Quantities	Values (\$)	Quantities	Values (\$)	
344 ITALY	3 3847	2 555	2 50264	2 0742	
347 JAPAN	900	234	17641	1553	
354 NETHRLNDS	700	68	12439	653	
360 ISRAEL			1300	104	
365 POLAND			10715	1143	
375 SWEDEN			2300	273	
376 SWITZRLND	550	531	9962	1875	
380 USSR	9239	739	105647	7475	
383 HAWAII			400	90	
389 IRELAND			865	557	
392 SYRIA			2000	160	
393 TAIWAN			1300	104	
400 U STATES	4 369024	308096	37656867	2726499	
	5 426331	385372	4 4818692	3204594	
FILMS FOR AERIAL PHOTOGRAPHY					9012
400 U STATES		1174		14128	
		1174		14128	
FISHING RODS					9013
100 U KINGDOM		1652		22685	
318 DENMARK				1111	
327 FRANCE				762	
335 GERMANY W				826	
347 JAPAN		4232		89209	
359 NORWAY				628	
375 SWEDEN		335		991	
400 U STATES		29290		403836	
		35509		520048	
GOLF CLUBS AND FINISHED PARTS					9014
100 U KINGDOM		1493		13751	
400 U STATES		14484		187251	
		15977		201002	
MECHANICAL TOYS OF METAL					9016
100 U KINGDOM		15074		37827	
231 HONG KONG				726	
318 DENMARK		402		402	
327 FRANCE		1389		1389	
335 GERMANY W		53839		119873	
344 ITALY				485	
347 JAPAN		215300		907468	
400 U STATES		96423		235080	
		382427		1303250	
METAL JUVENILE CONSTR SETS					9017
100 U KINGDOM		11119		33867	
335 GERMANY W		215		215	
347 JAPAN				82	
400 U STATES		2881		4851	
		14215		39015	
TOYS OF ALL KINDS N O P					9018
100 U KINGDOM		149081		550802	
216 PAKISTAN		305		7243	
231 HONG KONG		3079		5416	
234 AUSTRALIA				434	
305 AUSTRIA		678		5680	
306 BELGIUM		643		21087	
317 CZECHO S		835		3978	
318 DENMARK		8281		33742	
327 FRANCE		312		5252	
335 GERMANY W		59629		168953	
340 HUNGARY		1278		4023	
344 ITALY		834		4978	
347 JAPAN		120583		639380	
352 MEXICO				288	
354 NETHRLNDS		162		14728	
365 POLAND				142	
372 SPAIN		250		1599	
375 SWEDEN		206		8353	
376 SWITZRLND		63		1223	
390 GERMANY E		8114		17696	
400 U STATES		383064		1694600	
		737397		3189597	
SPORTSMENS FISHING TACKLE NOP					9019
100 U KINGDOM		14132		203945	
231 HONG KONG		134		6061	
234 AUSTRALIA		2896		11337	
306 BELGIUM		74		74	
317 CZECHO S		357		1230	
318 DENMARK		352		941	
327 FRANCE		9304		187719	
335 GERMANY W		2647		75417	
344 ITALY		1430		7598	
347 JAPAN		17882		197784	
354 NETHRLNDS				277	
359 NORWAY		6807		57714	
372 SPAIN		820		4404	
375 SWEDEN		1027		35820	
376 SWITZRLND		3791		19284	
400 U STATES		150996		2106153	
		212649		2915758	
FILMS CINEMATOGRAPH NEGATIVE					9020
306 BELGIUM		9887		22300	
335 GERMANY W				517	
400 U STATES		8854		47526	
		18741		70343	
BRUSHES ARTISTS					9021
100 U KINGDOM		3802		37622	
327 FRANCE		732		3028	

IMPORTS INTO CANADA FOR CONSUMPTION

Articles and Countries from which Imported	MONTH OF JULY 1956		SEVEN MONTHS ENDED JULY 1956		Class Number	
	Quantities	Values (\$)	Quantities	Values (\$)		
335 GERMANY W		5984		31953		
347 JAPAN		384		5032		
354 NETHRLNDS				156		
400 U STATES		684		19088		
BRUSHES PAINT AND VARNISH		11586		96879		
100 U KINGDOM		16422		174717	9022	
317 CZECHO S		734		1647		
335 GERMANY W				4916		
347 JAPAN				69		
375 SWEDEN				723		
400 U STATES		405		13071		
BRUSHES TOOTH		17561		195143		
100 U KINGDOM	DOZ	726	481	23848	9023	
231 HONG KONG		1350	2373	23614		
327 FRANCE				1083		
335 GERMANY W				50		
400 U STATES		4340	4480	32455		
BRUSHES TOILET N O P		6416	7334	81050	60015	
100 U KINGDOM			5024	73934	9024	
231 HONG KONG			586	1303		
305 AUSTRIA			179	179		
306 BELGIUM			390	1896		
317 CZECHO S			494	494		
318 DENMARK				253		
327 FRANCE			446	34350		
335 GERMANY W			7361	28103		
347 JAPAN				1098		
354 NETHRLNDS				4126		
36D ISRAEL				298		
375 SWEDEN				2625		
400 U STATES			16506	87750		
BRUSHES ALL OTHER N O P			30986	236409		
100 U KINGDOM			13673	96510		9025
231 HONG KONG				657		
305 AUSTRIA				171		
306 BELGIUM				82		
317 CZECHO S			257	449		
318 DENMARK			183	1091		
327 FRANCE				1051		
335 GERMANY W			3093	31207		
340 HUNGARY				281		
344 ITALY				73		
347 JAPAN			475	2339		
352 MEXICO				139		
354 NETHRLNDS			2028	10227		
375 SWEDEN				222		
376 SWITZRLND				937		
400 U STATES			45193	356348		
PACKAGES CONTAINING GOODS			64902	501784		
100 U KINGDOM			371778	2351306	9030	
203 B E AFR				637		
207 UN SO AFR			1570	12182		
208 BSA OTHER			25	213		
215 INDIA			1973	15180		
216 PAKISTAN			4	1295		
217 CEYLON			5470	14117		
218 MALAYA			94	227		
220 BERMUDA				25		
221 B GUIANA			473	7193		
223 BARBADOS			1909	13534		
224 JAMAICA			1475	9501		
225 TRINIDAD			1851	10601		
227 BAHAMAS				360		
231 HONG KONG			20484	98646		
232 MALTA			78	1063		
234 AUSTRALIA			3005	38694		
236 NEW ZEAL			295	644		
304 ARGENTINA			23790	34994		
305 AUSTRIA			717	5764		
306 BELGIUM			12435	85799		
307 BEL CONGO				255		
309 BRAZIL			4247	30676		
312 CHILE				120		
313 CHINA			3264	6523		
314 COLOMBIA			1662	3516		
315 C RICA			16	116		
316 CUBA			3238	9707		
317 CZECHO S			15197	82808		
318 DENMARK			4340	20019		
321 ECUADOR				164		
323 EL SALVD				2		
326 FINLAND			441	2932		
327 FRANCE			24960	152858		
328 FR AFRICA			1069	4447		
334 ST PIERRE				96		
335 GERMANY W			58449	355979		
336 GREECE			88	1125		
337 GUATEMALA				1670		
338 HAITI			10	455		
339 HONDURAS				6		
340 HUNGARY			594	2858		

IMPORTS INTO CANADA FOR CONSUMPTION

Articles and Countries from which Imported	MONTH OF JULY 1956		SEVEN MONTHS ENDED JULY 1956		Class Number
	Quantities	Values (\$)	Quantities	Values (\$)	
342 IRAN		6		6	
344 ITALY		22354		119086	
347 JAPAN		116528		675816	
352 MEXICO		160		11985	
354 NETHRLNDS		13101		169635	
355 INDONESIA				1	
357 NETH ANT		20		20	
359 NORWAY		160		3865	
360 ISRAEL		20		1187	
364 PHIL		221		638	
365 POLAND		4131		5609	
366 PORTUGAL		1893		8574	
367 AZORES		107		626	
372 SPAIN		2656		23450	
375 SWEDEN		12915		63073	
376 SWITZRLND		26389		119087	
381 ALASKA		56		367	
383 HAWAII				44	
384 P RICO		2507		8930	
386 URUGUAY				875	
388 YUGO SLAV		63		175	
389 IRELAND		17		799	
390 GERMANY E		2028		6517	
393 TAIWAN				546	
396 SUDAN				386	
400 U STATES		166281		1428435	
		936614		6028039	
ORTHOPEDIC BRACES AND PARTS					9050
100 U KINGDOM				741	
335 GERMANY W				796	
400 U STATES		8062		46884	
		8062		48421	
EFFECTS LEFT BY BEQUEST					9051
100 U KINGDOM		19132		88767	
203 B E AFR				50	
207 UN SO AFR		275		435	
220 BERMUDA				200	
223 BARBADOS				141	
224 JAMAICA				1700	
227 BAHAMAS		200		200	
234 AUSTRALIA		60		2688	
236 NEW ZEAL				300	
305 AUSTRIA		1500		1900	
306 BELGIUM				425	
318 DENMARK		175		665	
326 FINLAND		934		934	
327 FRANCE		1185		5470	
335 GERMANY W		2575		5439	
354 NETHRLNDS		205		1366	
359 NORWAY		100		850	
364 PHIL				100	
375 SWEDEN				85	
376 SWITZRLND		795		1864	
383 HAWAII				50	
389 IRELAND				350	
400 U STATES		35732		183274	
		62868		297253	
APPLIANCES BOOTS FOR CRIPPLES					9052
100 U KINGDOM				164	
400 U STATES		1012		4312	
		1012		4476	
ARTIFICIAL LIMBS AND PARTS					9053
100 U KINGDOM		141		7013	
335 GERMANY W		132		132	
400 U STATES		8340		64834	
		8613		71979	
BEAD ORNAMENTS					9055
100 U KINGDOM				294	
231 HONG KONG				9255	
335 GERMANY W		150		552	
347 JAPAN		1999		5132	
390 GERMANY E				458	
400 U STATES		693		8415	
		2842		24106	
BELTS N O P					9056
100 U KINGDOM		1802		11023	
215 INDIA		151		725	
231 HONG KONG		308		5762	
304 ARGENTINA				51	
305 AUSTRIA				239	
306 BELGIUM		480		803	
316 CUBA				108	
327 FRANCE		1557		9683	
335 GERMANY W				2042	
344 ITALY		400		2694	
347 JAPAN		127		431	
352 MEXICO				1125	
372 SPAIN				1478	
376 SWITZRLND		109		278	
400 U STATES		16079		132217	
		21013		168659	
BLINDS NOT TEXTILE OR PAPER					9057
100 U KINGDOM		336		336	
231 HONG KONG				135	
318 DENMARK				94	
347 JAPAN		6190		103104	

IMPORTS INTO CANADA FOR CONSUMPTION

Articles and Countries from which Imported	MONTH OF JULY 1956		SEVEN MONTHS ENDED JULY 1956		Class Number
	Quantities	Values (\$)	Quantities	Values (\$)	
400 U STATES		401		14638	
BOOT SHOE SHIRT STAY LACES		6927		118307	9058
100 U KINGDOM		354		2101	
347 JAPAN		3949		5351	
400 U STATES		998		10645	
BOOTS SHOES AND SLIPPERS FELT		5301		18097	9059
100 U KINGDOM	PAIR 3971	3159	4913	3995	
354 NETHRLNDS			1486	1445	
400 U STATES			7407	6207	
BOOTS SHOES AND SLIPPERS N O P	PAIR 3971	3159	13806	11647	9060
100 U KINGDOM	4465	5831	23256	19622	
215 INDIA			123	420	
225 TRINIDAD			98	110	
231 HONG KONG	22786	6793	65038	25734	
305 AUSTRIA			70	470	
327 FRANCE	216	194	392	509	
335 GERMANY W			7042	2171	
338 HAITI			4986	11401	
344 ITALY	1387	1890	37125	71854	
347 JAPAN	114858	35715	280287	78698	
352 MEXICO	56	121	56	121	
354 NETHRLNDS	16595	14886	99830	97206	
359 NORWAY			7264	8132	
372 SPAIN	10056	14995	11324	15451	
376 SWITZRLND			64	66	
392 SYRIA			1050	564	
400 U STATES	22153	25719	208372	251249	
BRDOMS AND WHISKS	192572	106144	746377	583778	9061
231 HONG KONG				178	
327 FRANCE				101	
340 HUNGARY		131		8720	
344 ITALY				7792	
354 NETHRLNDS		216		772	
365 POLAND				382	
400 U STATES		1925		22358	
BUTTONS SHOE PAPIER MACHE		2272		40303	9062
400 U STATES		106		1304	
BUTTONS SHOE N O P		106		1304	9063
344 ITALY				179	
400 U STATES		8303		32160	
BUTTONS VEGETABLE IVORY		8303		32339	9064
400 U STATES	GROSS		124	193	
BUTTONS COLLAR AND CUFF			124	193	9065
100 U KINGDOM	GROSS 29	353	210	5662	
231 HONG KONG	5	356	5	356	
305 AUSTRIA			50	4195	
318 DENMARK	8	567	10	771	
327 FRANCE			3	235	
335 GERMANY W	54	2967	1093	22074	
347 JAPAN	24	107	74	396	
352 MEXICO			3	111	
371 THAILAND			1	68	
376 SWITZRLND			14	730	
400 U STATES	743	23835	5767	200133	
BUTTONS N O P	GROSS 863	28185	7230	234731	9066
100 U KINGDOM	2004	4834	7382	20594	
305 AUSTRIA			290	1629	
317 CZECHO S	471	943	20608	11096	
318 DENMARK			359	4390	
327 FRANCE			3	178	
335 GERMANY W	2621	3948	22525	27263	
344 ITALY	12220	10534	30404	20205	
347 JAPAN	58296	26075	226604	122966	
354 NETHRLNDS	421	1460	8724	12446	
361 PANAMA			725	125	
400 U STATES	72038	59517	604873	470091	
CASES BOXES DESKS FANCY	148071	107311	922497	690983	9067
100 U KINGDOM		20997		170846	
215 INDIA				1000	
231 HONG KONG		503		920	
234 AUSTRALIA				378	
305 AUSTRIA		601		3645	
306 BELGIUM		497		2659	
313 CHINA				121	
317 CZECHO S		58		529	
318 DENMARK		83		198	
322 EGYPT				219	
327 FRANCE		2357		15664	
335 GERMANY W		20880		111116	
344 ITALY		2769		14890	
347 JAPAN		6455		38775	
352 MEXICO				1654	
353 MOROCCO				195	
354 NETHRLNDS		2408		33937	
360 ISRAEL				202	
372 SPAIN		192		1193	

IMPORTS INTO CANADA FOR CONSUMPTION

Articles and Countries from which Imported	MONTH OF JULY 1956		SEVEN MONTHS ENDED JULY 1956		Class Number
	Quantities	Values (\$)	Quantities	Values (\$)	
375 SWEDEN		56		3177	
376 SWITZRLND		1691		10077	
390 GERMANY E				273	
400 U STATES		127665		883409	
CHARITABLE DONATIONS		187212		1295077	
100 U KINGDOM				60	9068
234 AUSTRALIA				150	
400 U STATES		2612		15988	
COMBS TOILET DRESSING FANCY		2612		16198	
100 U KINGDOM		1609		19550	9069
231 HONG KONG				352	
305 AUSTRIA				1915	
306 BELGIUM				80	
327 FRANCE		333		1106	
335 GERMANY W		2687		8771	
376 SWITZRLND				1805	
400 U STATES		4716		31656	
APPLIANCES FOR THE DEAF PARTS		9345		65235	
100 U KINGDOM				5735	9070
318 DENMARK		146		4260	
335 GERMANY W		73		2512	
347 JAPAN				150	
354 NETHRLNDS		420		1036	
400 U STATES		195672		1303924	
FANS		196311		1317617	
231 HONG KONG		135		1260	9071
347 JAPAN		551		5951	
400 U STATES				1407	
INSOLES OF ALL KINDS		686		8618	
100 U KINGDOM		1754		8179	9072
335 GERMANY W		57		2623	
400 U STATES		3635		15078	
JEWELLERY N O P		5446		25880	
100 U KINGDOM		23478		159945	9073
215 INDIA		1682		14529	
217 CEYLON				100	
220 BERMUDA				561	
227 BAHAMAS				125	
231 HONG KONG		2117		11075	
234 AUSTRALIA		63		668	
235 FIJI				225	
305 AUSTRIA		12107		51020	
306 BELGIUM		166		3122	
313 CHINA				210	
317 CZECHO S		3513		74782	
318 DENMARK		755		2398	
322 EGYPT				110	
327 FRANCE		5681		39350	
328 FR AFRICA				132	
335 GERMANY W		104420		762629	
336 GREECE				51	
344 ITALY		8860		44614	
347 JAPAN		37966		227513	
352 MEXICO		460		8077	
354 NETHRLNDS				1629	
359 NORWAY		470		1336	
360 ISRAEL				899	
366 PORTUGAL				251	
371 THAILAND		638		13036	
372 SPAIN		1916		8487	
376 SWITZRLND		1426		6229	
378 JORDAN				224	
379 TURKEY				400	
381 ALASKA				62	
383 HAWAII		74		628	
391 LEBANON				55	
400 U STATES		217202		1814351	
MATS DOOR OR CARRIAGE N O P		422994		3248823	
100 U KINGDOM				318	9074
400 U STATES				445	
MATTRESSES				763	
100 U KINGDOM		32378		215759	9075
335 GERMANY W		195		5889	
354 NETHRLNDS		103		103	
400 U STATES		10096		72922	
PICTURE AND PHOTOGRAPH FRAMES		42772		294673	
100 U KINGDOM		2556		9679	9076
231 HONG KONG				70	
305 AUSTRIA				132	
306 BELGIUM				225	
318 DENMARK		1045		7824	
327 FRANCE		185		1513	
335 GERMANY W		1018		4763	
344 ITALY		3420		17792	
347 JAPAN		2741		31401	
352 MEXICO				1304	
354 NETHRLNDS		563		1574	

IMPORTS INTO CANADA FOR CONSUMPTION

167

Articles and Countries from which Imported	MONTH OF JULY 1956		SEVEN MONTHS ENDED JULY 1956		Class Number	
	Quantities	Values (\$)	Quantities	Values (\$)		
360 ISRAEL				108		
372 SPAIN		320		460		
383 HAWAII				458		
400 U STATES		16593		213720		
POCKET BOOKS PORTFOLIOS PURSES		28441		291023		
100 U KINGDOM		76139		331426	9077	
207 UN SO AFR				202		
215 INDIA		679		2529		
216 PAKISTAN				177		
224 JAMAICA		926		2314		
231 HONG KONG		819		8651		
234 AUSTRALIA				112		
304 ARGENTINA		262		826		
305 AUSTRIA		785		7772		
306 BELGIUM		1077		12742		
316 CUBA				4548		
317 CZECHO S		961		1465		
322 EGYPT		146		146		
327 FRANCE		12604		47653		
335 GERMANY W		39467		136661		
336 GREECE				131		
338 HAITI				1089		
340 HUNGARY				79		
344 ITALY		13965		80385		
347 JAPAN		11641		120587		
352 MEXICO		2464		23679		
353 MOROCCO		336		2516		
354 NETHRLNDS		16197		25696		
359 NORWAY				267		
360 ISRAEL				693		
365 POLAND				89		
372 SPAIN		3267		6516		
375 SWEDEN				951		
376 SWITZRLNO		294		10561		
383 HAWAII				174		
384 P RICO				3032		
390 GERMANY E		108		362		
392 SYRIA				127		
400 U STATES		184359		1566677		
REFRIGERATORS ELECTRIC N O P		366496		2400835		
100 U KINGDOM	NO	76	6575	1853	144547	9078
381 ALASKA				3	2498	
400 U STATES		12459	1961446	85384	14472543	
REFRIGERATORS N O P		12535	1968021	87240	14619588	
100 U KINGDOM	NO			4	329	9079
306 BELGIUM		13	2259	71	12339	
400 U STATES		619	74347	2435	256045	
REGALIA AND BADGES		632	76606	2510	268713	
100 U KINGDOM			4217		36440	9080
215 INDIA			1022		3160	
216 PAKISTAN			574		2452	
231 HONG KONG					2066	
305 AUSTRIA					185	
327 FRANCE			196		1532	
335 GERMANY W			1357		8946	
344 ITALY					1576	
347 JAPAN					710	
372 SPAIN			212		577	
376 SWITZRLNO					119	
400 U STATES			4690		31501	
SHADES LAMP N O P SHADE HOLDERS			12268		89264	
100 U KINGDOM			139		1215	9081
318 DENMARK					1109	
327 FRANCE			208		668	
335 GERMANY W					208	
344 ITALY			384		384	
347 JAPAN			139		606	
400 U STATES			7568		70302	
SPECTACLE FRAMES AND PARTS N O P			8438		74492	
100 U KINGDOM			5091		12843	9082
305 AUSTRIA			1520		4061	
306 BELGIUM					94	
327 FRANCE			6656		33667	
335 GERMANY W			24063		124854	
344 ITALY			1272		3248	
347 JAPAN			2041		6009	
400 U STATES			169542		1562539	
PARTS FOR SPECTACLE FRAMES			210185		1747315	
100 U KINGDOM					305	9083
400 U STATES			34908		173719	
TOBACCO PIPES SMOKERS SETS			34908		174024	
100 U KINGDOM			18932		92746	9084
231 HONG KONG					332	
305 AUSTRIA			650		1934	
317 CZECHO S					762	
327 FRANCE			9369		69505	
335 GERMANY W			442		3479	
344 ITALY			5230		39411	

IMPORTS INTO CANADA FOR CONSUMPTION

Articles and Countries from which Imported	MONTH OF JULY 1956		SEVEN MONTHS ENDED JULY 1956		Class Number
	Quantities	Values (\$)	Quantities	Values (\$)	
347 JAPAN		143		764	
354 NETHRLNDS				280	
376 SWITZRLND				112	
400 U STATES		2840		23414	
TOBACCO POUCHES CIGARETTE CASE		37606		232739	
100 U KINGDOM		3859		28848	9085
305 AUSTRIA				319	
306 BELGIUM				97	
317 CZECHO S		100		1203	
318 DENMARK				62	
327 FRANCE		166		725	
335 GERMANY W		386		1150	
338 HAITI				50	
344 ITALY		52		850	
347 JAPAN				1235	
366 PORTUGAL				70	
372 SPAIN				672	
375 SWEDEN		193		280	
400 U STATES		554		5693	
TOILET AND MANICURE SETS		5310		41254	
100 U KINGDOM		413		20038	9086
305 AUSTRIA				1658	
327 FRANCE				86	
335 GERMANY W		6279		21386	
376 SWITZRLND				242	
400 U STATES		1129		9730	
TRUNKS AND VALISES		7821		53140	
100 U KINGDOM		32626		203756	9087
231 HONG KONG				1114	
305 AUSTRIA		102		102	
306 BELGIUM				840	
317 CZECHO S		2939		12984	
322 EGYPT				573	
327 FRANCE				150	
335 GERMANY W		3972		14954	
344 ITALY		781		1951	
347 JAPAN		821		4497	
354 NETHRLNDS				9965	
367 AZORES				150	
375 SWEDEN		2501		18810	
376 SWITZRLND				532	
400 U STATES		86264		783444	
UMBRELLAS PARASOLS SUNSHADES		130006		1053822	
100 U KINGDOM		659		7065	9088
231 HONG KONG		670		2650	
305 AUSTRIA		613		613	
306 BELGIUM				2728	
327 FRANCE				132	
335 GERMANY W		323		3784	
344 ITALY				752	
347 JAPAN		9894		70839	
354 NETHRLNDS		2116		2648	
376 SWITZRLND				586	
400 U STATES		5212		77214	
WINDOW SHADE OR BLIND ROLLERS		19487		169011	
375 SWEDEN		4350		10774	9090
400 U STATES		1024		16398	
REFRIGERATOR PARTS		5374		27172	
100 U KINGDOM		13685		520461	9091
318 DENMARK				2150	
375 SWEDEN		939		1398	
400 U STATES		1067381		12104751	
HOME OR FARM FREEZERS ELECTRIC	NO	1082005		12628760	
400 U STATES		2873	509108	30735	5690806
MINERAL MEDICINAL AERATD WATER		2873	509108	30735	5690806
100 U KINGDOM					1554
327 FRANCE					80122
344 ITALY					440
400 U STATES		4488		23399	
ACCDRDIONS CONCRTNAS MELODEONS		8923		105515	
100 U KINGDOM	NO	2	529	19	2001
305 AUSTRIA				3	621
314 COLOMBIA				1	200
317 CZECHO S				3	82
318 DENMARK				1	80
326 FINLAND				1	217
327 FRANCE		4	124	4	124
335 GERMANY W		777	10983	5421	93416
344 ITALY		1025	42335	5795	277235
347 JAPAN		144	302	308	3912
354 NETHRLNDS				2	350
359 NORWAY		1	150	3	583
375 SWEDEN				22	1345
376 SWITZRLND		92	1357	467	7359
390 GERMANY E		914	2322	5673	10320
400 U STATES		12	1772	245	21908
		2971	59874	17968	419753

IMPORTS INTO CANADA FOR CONSUMPTION

169

Articles and Countries from which Imported	MONTH OF JULY 1956		SEVEN MONTHS ENDED JULY 1956		Class Number
	Quantities	Values (\$)	Quantities	Values (\$)	
BRASS BAND INSTRUMENTS					9111
100 U KINGDOM		32299		121597	
216 PAKISTAN		118		197	
306 BELGIUM				400	
314 COLOMBIA				125	
317 CZECHO S				25663	
327 FRANCE		5695		49918	
335 GERMANY W		2789		15864	
344 ITALY		7852		15047	
354 NETHRLNDS		2876		6401	
376 SWITZRLND		1164		1164	
379 TURKEY				835	
390 GERMANY E				97	
400 U STATES		21563		157028	
		74356		394336	
HARPS					9113
100 U KINGDOM	NO		1	78	
354 NETHRLNDS			2	328	
400 U STATES	2	2765	8	7820	
		2765	11	8226	
CABINET ORGANS					9114
335 GERMANY W	NO		4	804	
347 JAPAN			56	2731	
400 U STATES	5	361	61	8985	
		361	121	12520	
PIPE ORGANS					9115
100 U KINGDOM	NO		1	14847	
335 GERMANY W	1	5672	2	8165	
400 U STATES			2	15300	
	1	5672	5	38312	
ORGAN PARTS N O P					9116
100 U KINGDOM		999		23634	
335 GERMANY W		2917		3973	
354 NETHRLNDS				1080	
390 GERMANY E		861		1560	
400 U STATES		11470		86854	
		16247		117101	
PIANOS					9117
100 U KINGDOM	NO	11	130	41787	
318 DENMARK			5	1793	
335 GERMANY W			3	4632	
400 U STATES	72	16264	514	187418	
	83	19964	652	235630	
PIANO PARTS N O P					9118
100 U KINGDOM		628		18361	
335 GERMANY W				202	
400 U STATES		3371		45496	
		3999		64059	
PIANO AND ORGAN PARTS FOR MFR					9119
100 U KINGDOM		4535		21646	
335 GERMANY W				659	
400 U STATES		6372		50536	
		10907		72841	
PHONOGRAPHS GRAMOPHONES NOP					9120
100 U KINGDOM		6490		48504	
231 HONG KONG				792	
317 CZECHO S				800	
318 DENMARK		453		453	
335 GERMANY W		579		34170	
347 JAPAN		65		492	
354 NETHRLNDS		18200		44496	
376 SWITZRLND		856		10047	
400 U STATES		28940		380728	
		55583		520482	
PHONOGRAPH RECORDS					9121
100 U KINGDOM	NO	31284	222520	204886	
231 HONG KONG			4238	2810	
234 AUSTRALIA	181	376	661	1674	
305 AUSTRIA			375	423	
317 CZECHO S	1800	796	4377	1729	
326 FINLAND	157	79	3631	2551	
327 FRANCE	3384	4147	48797	52899	
335 GERMANY W	2469	1732	39697	24607	
340 HUNGARY	371	148	1370	553	
344 ITALY	931	450	3208	1480	
347 JAPAN	274	214	2498	1286	
354 NETHRLNDS	115	117	4126	3110	
359 NORWAY			150	119	
375 SWEDEN			666	297	
376 SWITZRLND	120	124	5814	3424	
380 USSR	1350	726	2668	1180	
388 YUGO SLAV			560	311	
400 U STATES	203230	68931	1563108	670994	
	245666	102827	1908464	974333	
OTHER MUSICAL INSTRUMENTS					9122
100 U KINGDOM		1980		10595	
231 HONG KONG				145	
305 AUSTRIA				309	
306 BELGIUM				276	
317 CZECHO S		288		1986	
327 FRANCE		2706		14939	
335 GERMANY W		11716		76091	
344 ITALY		366		2946	
347 JAPAN		1128		7943	
352 MEXICO		489		3349	
354 NETHRLNDS				256	

IMPORTS INTO CANADA FOR CONSUMPTION

Articles and Countries from which Imported	MONTH OF JULY 1956		SEVEN MONTHS ENDED JULY 1956		Class Number
	Quantities	Values (\$)	Quantities	Values (\$)	
372 SPAIN		196		495	
375 SWEDEN				62	
376 SWITZRLND		7857		30116	
390 GERMANY E		1130		11709	
400 U STATES		103927		950607	
MUSICAL INSTRUMENT STRINGS		131783		1111824	9123
100 U KINGDOM				2511	
305 AUSTRIA				307	
335 GERMANY W		896		6294	
400 U STATES		1761		42327	
PHONOGRAPHS COIN OPERATED	NO			51439	
400 U STATES	168	110506	1214	706128	9124
PHOTOFLASH LAMPS	168	110506	1214	706128	
354 NETHRLNDS	NO		236479	5973	9127
400 U STATES	493260	25383	2378503	119846	
PHOTOGRAPHIC ACCESSORIES PARTS	493260	25383	2614982	125819	
100 U KINGDOM		10924		22275	9128
231 HONG KONG		230		230	
305 AUSTRIA		2217		3969	
306 BELGIUM		53		53	
327 FRANCE		30265		34056	
335 GERMANY W		77050		309188	
344 ITALY				1856	
347 JAPAN		17987		114846	
354 NETHRLNDS				634	
375 SWEDEN				436	
376 SWITZRLND		1124		9269	
400 U STATES		362059		2535194	
THERMOMETERS		501909		3032006	9129
100 U KINGDOM		9586		48905	
318 DENMARK		204		2422	
327 FRANCE				3173	
335 GERMANY W		852		15796	
344 ITALY				345	
347 JAPAN		1283		13274	
354 NETHRLNDS				519	
375 SWEDEN				63	
376 SWITZRLND				174	
390 GERMANY E		797		4185	
400 U STATES		112500		647792	
APPARATUS X RAY		125222		736648	9130
100 U KINGDOM		1854		30228	
305 AUSTRIA				505	
318 DENMARK		2390		9687	
327 FRANCE				53	
335 GERMANY W		2136		41008	
344 ITALY		1539		10565	
354 NETHRLNDS		4348		68291	
375 SWEDEN		344		39067	
400 U STATES		326479		2082435	
ARTIFICIAL LARYNX		339090		2281839	9131
400 U STATES		251		646	
BOTANICAL SPECIMENS		251		646	9132
100 U KINGDOM		95		1377	
215 INDIA				789	
335 GERMANY W				76	
347 JAPAN		66		268	
400 U STATES		1331		11695	
OLD COINS STAMPS		1492		14205	9133
TROPHIES					
100 U KINGDOM		297		11960	
207 UN SO AFR				280	
211 NIGERIA				50	
231 HONG KONG				12452	
234 AUSTRALIA		80		427	
306 BELGIUM		104		104	
318 DENMARK				53	
335 GERMANY W		50		50	
340 HUNGARY		175		175	
352 MEXICO				1000	
354 NETHRLNDS				257	
389 IRELAND				568	
400 U STATES		7564		78996	
CAMERAS AND CAMERA PARTS N O P		8270		106372	9134
100 U KINGDOM		3959		23654	
205 RHOD NYAS				330	
220 BERMUDA				265	
224 JAMAICA				125	
231 HONG KONG		428		688	
305 AUSTRIA		4407		41097	
317 CZECHOS		1775		9804	
326 FINLAND				5000	
327 FRANCE		1028		12249	
335 GERMANY W		193928		977464	
344 ITALY		245		11221	
347 JAPAN		46934		208391	
354 NETHRLNDS		52		439	

IMPORTS INTO CANADA FOR CONSUMPTION

171

Articles and Countries from which Imported	MONTH OF JULY 1956		SEVEN MONTHS ENDED JULY 1956		Class Number
	Quantities	Values (\$)	Quantities	Values (\$)	
357 NETH ANT				160	
375 SWEDEN				5207	
376 SWITZRLND		26219		141689	
383 HAWAII				90	
389 IRELAND				149	
390 GERMANY E		7964		42227	
400 U STATES		210546		1599199	
		497485		3079448	
CAMERA PARTS UNFINISHED					9135
400 U STATES		7308		117399	
		7308		117399	
CAMERA LENSES AND SHUTTERS					9136
100 U KINGDOM		1715		1715	
327 FRANCE		2320		5824	
335 GERMANY W		2501		22559	
400 U STATES		12327		184929	
		18863		215027	
COLLECTIONS OF ANTIQUITIES					9137
100 U KINGDOM		38874		216867	
224 JAMAICA				118	
231 HONG KONG		865		4477	
305 AUSTRIA				487	
306 BELGIUM				500	
313 CHINA				641	
318 DENMARK				166	
322 EGYPT				167	
327 FRANCE		1105		5608	
335 GERMANY W		124		1389	
344 ITALY		4964		12943	
347 JAPAN				200	
352 MEXICO		600		600	
354 NETHRLNDS		1050		2801	
360 ISRAEL				662	
376 SWITZRLND				116	
389 IRELAND				3621	
391 LEBANON		550		550	
400 U STATES		32371		363466	
		80503		615379	
CYCLOMETERS AND SPEEDOMETERS					9138
100 U KINGDOM		1404		17550	
335 GERMANY W		2813		8957	
344 ITALY				144	
354 NETHRLNDS				537	
376 SWITZRLND				3474	
400 U STATES		20783		87460	
		25000		118122	
GLOBES GEOGRAPHICAL					9139
100 U KINGDOM		2709		6512	
335 GERMANY W		646		4954	
347 JAPAN				398	
400 U STATES		7103		55376	
		10458		67240	
MODELS OF INVENTIONS					9140
100 U KINGDOM				474	
306 BELGIUM				130	
354 NETHRLNDS				764	
400 U STATES		56478		338684	
		56478		340052	
APPARATUS FOR INSTITUTIONS					9141
100 U KINGDOM		20397		448029	
215 INDIA				656	
305 AUSTRIA		194		1491	
306 BELGIUM		264		513	
318 DENMARK				1498	
327 FRANCE		1240		13462	
335 GERMANY W		5117		45960	
344 ITALY				4733	
347 JAPAN		722		2006	
354 NETHRLNDS				9008	
359 NORWAY		959		1206	
375 SWEDEN		241		2043	
376 SWITZRLND		590		13961	
400 U STATES		422922		3965389	
		452646		4509955	
OPERATING ROOM EQUIPMENT					9142
100 U KINGDOM		4344		28550	
317 CZECHO S		565		1694	
335 GERMANY W		1368		5358	
347 JAPAN				4357	
354 NETHRLNDS				1211	
375 SWEDEN				169	
376 SWITZRLND				2928	
390 GERMANY E		217		382	
400 U STATES		318318		2398703	
		324812		2443352	
DENTAL INSTRUMENTS					9143
100 U KINGDOM		8667		75571	
305 AUSTRIA		5381		42376	
317 CZECHO S				616	
327 FRANCE		908		908	
335 GERMANY W		30781		164330	
344 ITALY				886	
347 JAPAN		5632		18045	
354 NETHRLNDS		2504		2655	
375 SWEDEN				315	
376 SWITZRLND		248		8134	

IMPORTS INTO CANADA FOR CONSUMPTION

Articles and Countries from which Imported	MONTH OF JULY 1956		SEVEN MONTHS ENDED JULY 1956		Class Number
	Quantities	Values (\$)	Quantities	Values (\$)	
400 U STATES		111824		804438	
SURGICAL TRUSSES AND SUPPORTS		165945		1118274	9144
100 U KINGDOM				115	
400 U STATES		415		2934	
ARTICLES FOR THE BLIND		415		3049	9145
100 U KINGDOM				125	
327 FRANCE				200	
376 SWITZRLND				840	
400 U STATES		640		13376	
OPTICAL AND PHILOSOPHICAL INST		640		14541	9146
100 U KINGDOM		61385		342189	
306 BELGIUM				2122	
318 DENMARK		764		764	
327 FRANCE		5037		27173	
335 GERMANY W		28295		131356	
344 ITALY		208		1556	
347 JAPAN		102534		380989	
354 NETHRLNDS				111	
375 SWEDEN		1170		6058	
376 SWITZRLND		3409		10825	
389 IRELAND		360		360	
390 GERMANY E				240	
400 U STATES		283985		2254750	
EDUCATIONAL FILMS		487147		3158493	9148
100 U KINGDOM		2393		15586	
231 HONG KONG		120		120	
234 AUSTRALIA				896	
306 BELGIUM				236	
327 FRANCE		991		4722	
335 GERMANY W		92		142	
354 NETHRLNDS				210	
376 SWITZRLND				112	
400 U STATES		60252		558830	
CINEMATOGRAPH CAMERAS		63848		580854	9149
100 U KINGDOM				106	
327 FRANCE				594	
335 GERMANY W				1061	
400 U STATES		13936		74374	
SURGICAL INSTRUMENTS		13936		76135	9150
100 U KINGDOM		34368		186979	
305 AUSTRIA				307	
306 BELGIUM		210		210	
318 DENMARK		141		248	
327 FRANCE		579		11836	
335 GERMANY W		20847		163257	
340 HUNGARY		126		126	
344 ITALY		674		2604	
347 JAPAN		1553		38770	
352 MEXICO		1874		16389	
354 NETHRLNDS		107		4897	
359 NORWAY				52	
375 SWEDEN		4105		16841	
376 SWITZRLND		1102		6640	
390 GERMANY E		582		1166	
400 U STATES		416052		2849750	
RACING SHELLS OR OARS		482320		3300072	9151
100 U KINGDOM	NO				
400 U STATES	4	1506	4	1917	
BOATS OPEN PLEASURE				3257	9152
100 U KINGDOM	NO				
236 NEW ZEAL	99	9101	390	45922	
318 DENMARK			1	100	
326 FINLAND	18	13264	46	50730	
327 FRANCE			1	68	
335 GERMANY W	42	4161	84	11842	
347 JAPAN			2	540	
354 NETHRLNDS			2	860	
359 NORWAY	1	126	7	2070	
375 SWEDEN			4	636	
381 ALASKA			2	540	
400 U STATES	161	50702	764	199847	
LAUNCHES PLEASURE MOTIVE POWER		77354	1304	313325	9153
100 U KINGDOM	NO				
318 DENMARK	10	2497	31	31437	
335 GERMANY W	5	6462	1	2500	
347 JAPAN	1	1032	23	23148	
400 U STATES	34	153184	1	1032	
MATERIALS EXWHOUSE FOR VESSELS	50	163175	194	567298	9154
SHIPS AND VESSELS REPAIRS ON			250	625415	9154
334 ST PIERRE		2997		14581	
400 U STATES		12962		42761	
SHIPS FOREIGN BUILT COASTAL		15959		57342	9156
354 NETHRLNDS	NO				
	1	132000	1	132000	
	1	132000	1	132000	

IMPORTS INTO CANADA FOR CONSUMPTION

173

Articles and Countries from which Imported	MONTH OF JULY 1956		SEVEN MONTHS ENDED JULY 1956		Class Number	
	Quantities	Values (\$)	Quantities	Values (\$)		
VESSELS FOREIGN BUILT N O P					9157	
100 U KINGDOM		28193		158679		
318 DENMARK				14029		
327 FRANCE				514		
335 GERMANY W		2040		7481		
354 NETHRLNDS		213939		226194		
375 SWEDEN		3834		3834		
400 U STATES		31843		969409		
		279849		1380140		
BUGGIES CUTTERS VEHICLES N O P	NO				9162	
100 U KINGDOM			40	1794		
318 DENMARK			1	333		
327 FRANCE				574		
400 U STATES		298	2229	164124		
		298	2270	166825		
CHILDRENS CARRIAGES AND PARTS	NO				9163	
100 U KINGDOM		13	412	9360		
335 GERMANY W		20	43	1249		
354 NETHRLNDS		112	510	10552		
376 SWITZRLND			3	126		
400 U STATES		335	1175	10416		
		480	2143	31703		
CHILDRENS SLEDS VEHICLES N O P					9164	
100 U KINGDOM		1734		8337		
327 FRANCE				78		
335 GERMANY W				290		
354 NETHRLNDS				1051		
389 IRELAND				202		
400 U STATES		20131		242569		
		21865		252527		
SLEIGHS N O P AND PARTS	NO				9165	
WAGONS AND SLEDS FARM AND PTS	NO				9166	
400 U STATES		198	1509	224660		
		198	1509	224660		
WAGONS FREIGHT DRAYS AND PARTS	NO				9167	
400 U STATES			14	3440		
			14	3440		
WHEELBARROWS HAND TRUCKS CARTS	NO				9168	
100 U KINGDOM		239	1489	35634		
318 DENMARK			8	852		
335 GERMANY W			26	421		
354 NETHRLNDS			1	235		
359 NORWAY			13	2282		
372 SPAIN			3	54		
375 SWEDEN			30	5920		
400 U STATES		5219	53580	722082		
		5458	55150	767480		
TRUCKS AND CARS N O P						9169
100 U KINGDOM				123		
400 U STATES		3571		70096		
				3694		
TRAILERS FOR MOTOR VEHICLES	NO				9170	
100 U KINGDOM		9	16	12517		
335 GERMANY W			3	787		
347 JAPAN			1	999		
381 ALASKA		1	6	4655		
400 U STATES		1034	4895	6731929		
		1044	4921	6750887		
AIRCRAFT NOT OVER 1500 LB WT	NO				9171	
100 U KINGDOM			1	500		
220 BERMUDA			2	2300		
381 ALASKA			1	1800		
400 U STATES		27	160	652734		
		28	164	657334		
AIRCRAFT 1501 TO 3000 LB WT	NO				9172	
100 U KINGDOM		1	1	750		
400 U STATES		14	97	1076870		
		15	98	1077620		
AIRCRAFT 3001 TO 7500 LB WT	NO				9173	
400 U STATES		2	22	1772135		
		2	22	1772135		
AIRCRAFT OVER 7500 LB WEIGHT	NO				9174	
100 U KINGDOM			4	2965967		
352 MEXICO			1	115000		
400 U STATES		6	47	9002856		
		6	52	12083823		
AIRCRAFT PTS EXCLUDING ENG PTS					9175	
100 U KINGDOM		343699		2270943		
203 B E AFR				756		
207 UN SO AFR				700		
231 HONG KONG		135		852		
234 AUSTRALIA				168		
327 FRANCE		856		21023		
335 GERMANY W		147		18657		
347 JAPAN		75		4371		
354 NETHRLNDS		70		30499		
360 ISRAEL				200		
363 PERU		1355		1355		
375 SWEDEN				416		
376 SWITZRLND				188		
381 ALASKA				4147		
400 U STATES		4878633		42854892		
		5227070		45209167		
PAINTINGS UNDER 20 DOLLARS	NO					9181
100 U KINGDOM		12	1766	3217		

IMPORTS INTO CANADA FOR CONSUMPTION

Articles and Countries from which Imported	MONTH OF JULY 1956		SEVEN MONTHS ENDED JULY 1956		Class Number
	Quantities	Values (\$)	Quantities	Values (\$)	
231 HONG KONG	15	276	15	276	
305 AUSTRIA	23	190	172	1412	
306 BELGIUM			718	1178	
313 CHINA			12	70	
318 DENMARK	20	225	200	1330	
327 FRANCE	57	274	226	1818	
340 HUNGARY	47	294	346	2344	
344 ITALY	47	369	437	3104	
347 JAPAN			157	367	
354 NETHRLNDS	46	197	617	2748	
360 ISRAEL			3	50	
372 SPAIN			43	203	
400 U STATES	66	151	326	1902	
	333	2111	5038	20019	
PAINTINGS 20 DOLLARS OR OVER					9182
100 U KINGDOM		37794		1037269	
224 JAMAICA				170	
231 HONG KONG		97		220	
234 AUSTRALIA				84	
304 ARGENTINA				65	
305 AUSTRIA		3154		11864	
306 BELGIUM				511	
316 CUBA				100	
317 CZECHO S				130	
318 DENMARK		340		7828	
327 FRANCE		26357		90530	
335 GERMANY W		881		2042	
336 GREECE				350	
338 HAITI				570	
340 HUNGARY		698		2182	
344 ITALY		2930		18510	
347 JAPAN		80		80	
352 MEXICO				22576	
354 NETHRLNDS		2734		85205	
360 ISRAEL				450	
372 SPAIN				725	
375 SWEDEN				175	
376 SWITZRLND		5000		8998	
400 U STATES		331586		1250422	
		411651		2541056	
STATUES AND STATUETTES N O P					9183
100 U KINGDOM		2311		20927	
203 B E AFR				500	
215 INDIA				1586	
217 CEYLON		163		1193	
231 HONG KONG		73		3318	
305 AUSTRIA		715		2776	
306 BELGIUM				145	
313 CHINA				1429	
318 DENMARK		66		66	
327 FRANCE		598		1915	
335 GERMANY W		2123		7035	
338 HAITI		75		320	
344 ITALY		8845		22267	
347 JAPAN		5755		39623	
352 MEXICO				223	
355 INDOONESIA				70	
360 ISRAEL				282	
375 SWEDEN		256		352	
376 SWITZRLND		179		179	
390 GERMANY E				1311	
400 U STATES		23357		59735	
		44516		165252	
PORCELAIN STATUES STATUETTES					9184
100 U KINGDOM		47086		298158	
231 HONG KONG		1040		1663	
305 AUSTRIA		469		1816	
317 CZECHO S				994	
318 DENMARK		8027		14070	
327 FRANCE		658		1890	
335 GERMANY W		15212		74247	
336 GREECE				114	
340 HUNGARY				198	
344 ITALY		2162		9202	
347 JAPAN		45831		205223	
375 SWEDEN		150		150	
390 GERMANY E		3967		10915	
400 U STATES		2146		31478	
		126748		650118	
SCULPTURES CANADIAN MODELS					9185
100 U KINGDOM				385	
344 ITALY				220	
400 U STATES				655	
				1260	
MATERIAL FOR HARD METAL COMPS					9187
100 U KINGDOM				18076	
400 U STATES		44963		451344	
		44963		469420	
MATERIAL FOR FISHING EQUIPMENT					9189
100 U KINGDOM		134		1538	
335 GERMANY W				2618	
		134		4156	
MATERIALS FOR CYANIDE MFR					9190
400 U STATES				2689	
				2689	

IMPORTS INTO CANADA FOR CONSUMPTION

175

Articles and Countries from which Imported	MONTH OF JULY 1956		SEVEN MONTHS ENDED JULY 1956		Class Number
	Quantities	Values (\$)	Quantities	Values (\$)	
ARTICLES FOR FERTILIZER MFR					9 191
100 U KINGDOM		931		1751	
327 FRANCE				21094	
335 GERMANY W				228384	
376 SWITZRLND				269	
400 U STATES		359965		1966314	
		360896		2217812	
ARTICLES FOR GOVERNOR GENERAL					9 192
100 U KINGDOM				1844	
327 FRANCE				1185	
360 ISRAEL				416	
400 U STATES		264		404	
		264		3842	
ARTICLES FOR CONSULS					9 193
100 U KINGDOM		17906		69711	
207 UN SO AFR				3537	
215 INDIA				255	
223 BARBADOS		310		388	
225 TRINIDAD		390		390	
234 AUSTRALIA		800		1092	
236 NEW ZEAL		50		50	
304 ARGENTINA		5000		5446	
305 AUSTRIA				345	
306 BELGIUM				2224	
309 BRAZIL				551	
312 CHILE				200	
313 CHINA				592	
316 CUBA				215	
317 CZECHO S		1405		7627	
318 DENMARK		231		1409	
322 EGYPT				3000	
327 FRANCE		655		27564	
335 GERMANY W		9867		46828	
336 GREECE				52	
337 GUATEMALA				3000	
338 HAITI				199	
340 HUNGARY				2000	
344 ITALY		4019		7909	
347 JAPAN		75		2995	
352 MEXICO		235		1467	
354 NETHRLNDS		708		8610	
355 INDONESIA		200		200	
357 NETH ANT				511	
359 NORWAY				174	
360 ISRAEL		100		275	
363 PERU				4000	
364 PHIL				850	
365 POLAND		2696		9330	
366 PORTUGAL				10749	
367 AZORES				113	
371 THAILAND		100		100	
372 SPAIN		350		2958	
375 SWEDEN		194		5625	
376 SWITZRLND				3841	
379 TURKEY		85		185	
380 USSR		846		2889	
384 P RICO				55	
387 VENEZUELA		50		5387	
388 YUGO SLAV		52		52	
400 U STATES		81700		481026	
		128024		725976	
CANADIAN GOODS RETURNED					9 195
100 U KINGDOM		7947		228050	
203 B E AFR				5000	
207 UN SO AFR		127		667	
215 INDIA		649		25649	
216 PAKISTAN				4369	
217 CEYLON				17000	
218 MALAYA				3010	
220 BERMUDA		234		15279	
221 B GUIANA		50		814	
222 B HOND				3513	
223 BARBADOS		759		2901	
224 JAMAICA				3794	
225 TRINIDAD		630		2313	
227 BAHAMAS				4528	
231 HONG KONG				6135	
232 MALTA		300		300	
234 AUSTRALIA		126		7149	
236 NEW ZEAL				7415	
305 AUSTRIA				1002	
306 BELGIUM		16005		45713	
309 BRAZIL				100	
314 COLOMBIA				2418	
316 CUBA				5552	
317 CZECHO S				7500	
318 DENMARK				104	
320 DOM REP				835	
326 FINLAND				300	
327 FRANCE				10578	
334 ST PIERRE		197		1232	
335 GERMANY W		226		22134	
336 GREECE				4926	
338 HAITI		7517		12634	

IMPORTS INTO CANADA FOR CONSUMPTION

Articles and Countries from which Imported	MONTH OF JULY 1956		SEVEN MONTHS ENDED JULY 1956		Class Number
	Quantities	Values (\$)	Quantities	Values (\$)	
339 HONDURAS				495	
341 ICELAND				100	
344 ITALY				872	
347 JAPAN				74	
348 KDREA				172	
352 MEXICD		1559		3024	
354 NETHRLNDS		556		6540	
355 INDONESIA		1831		1831	
359 NORWAY				100	
363 PERU		39400		39772	
366 PORTUGAL				94	
371 THAILAND				9000	
375 SWEDEN				950	
376 SWITZRLND				5377	
381 ALASKA		46		13672	
383 HAWAII				1715	
384 P RICO				650	
387 VENEZUELA		441		5201	
392 SYRIA				180	
400 U STATES		1022936		6065787	
ARMS ETC BRITISH OR NATO CTYS		1101536		6608520	9196
100 U KINGDOM		95835		692156	
231 HONG KONG		2361		8237	
305 AUSTRIA				172	
306 BELGIUM		76373		87433	
316 CUBA		976		1071	
318 DENMARK		8460		30588	
321 ECUADOR				200	
327 FRANCE		22161		74213	
334 ST PIERRE				282	
335 GERMANY W		185141		590021	
344 ITALY		6326		17832	
347 JAPAN		562		8855	
353 MDROCCO				459	
354 NETHRLNDS		2031		16922	
359 NORWAY				23143	
371 THAILAND		3494		24749	
372 SPAIN		529		15261	
375 SWEDEN				5508	
376 SWITZRLND		6353		33439	
381 ALASKA		25973		117298	
384 P RICO		400		400	
400 U STATES		3238159		23028880	
EXWAREHOUSED SHIPS STORES NOP		3675134		24777119	9197
100 U KINGDOM		2858		19568	
221 B GUIANA				661	
223 BARBADOS				358	
224 JAMAICA				85	
327 FRANCE		448		2932	
354 NETHRLNDS		280		1125	
359 NORWAY				400	
400 U STATES		11805		63482	
ARTICLES EXWHOUSE FOR EXCISE		15391		88611	9198
BATTERY JARS GLASS OR RUBBER					9199
100 U KINGDOM				8414	
335 GERMANY W		1059		2223	
376 SWITZRLND				442	
400 U STATES		65438		717141	
CASUAL DONATIONS		66497		728220	9201
100 U KINGDOM				352	
220 BERMUDA				2285	
224 JAMAICA				100	
335 GERMANY W				131	
344 ITALY				150	
354 NETHRLNDS				67	
359 NORWAY		130		130	
375 SWEDEN				1058	
400 U STATES		2332		106025	
CORSET CLASPS STEELS WIRES		2462		110298	9202
100 U KINGDOM		1181		3331	
400 U STATES		1824		13256	
FEATHERS FLOWERS ART FOR HATS		3005		16587	9204
100 U KINGDOM		2166		2572	
317 CZECHO S		1203		5424	
327 FRANCE		11518		26650	
335 GERMANY W		14414		38303	
344 ITALY		204		1262	
347 JAPAN		5317		62169	
376 SWITZRLND		91		1815	
390 GERMANY E		2328		25416	
400 U STATES		11645		99344	
LIFEBOATS LIFESAVING APPARATUS		48886		262955	9205
100 U KINGDOM				64	
400 U STATES		572		572	
INTERNATIONAL BRIDGE MATERIAL		572		636	9206
MINERS RESCUE APPLIANCES					

IMPORTS INTO CANADA FOR CONSUMPTION

Articles and Countries from which Imported	MONTH OF JULY 1956		SEVEN MONTHS ENDED JULY 1956		Class Number
	Quantities	Values (\$)	Quantities	Values (\$)	
MINERS RESCUE APPLIANCES					9207
100 U KINGDOM		1454		11731	
318 DENMARK		283		283	
335 GERMANY W				4375	
354 NETHRLNDS		615		615	
400 U STATES		183537		1205587	
		185889		1222591	
MATERIALS FOR TEXTILE PRINTING					9208
100 U KINGDOM		8386		20164	
400 U STATES		9123		120215	
		17509		140379	
SALTS OF THORIUM OR CERIUM					9209
400 U STATES		5910		23910	
		5910		23910	
SPURS AND STILTS					9210
400 U STATES				5716	
				5716	
VACCINE AND PLASMA CONTAINERS					9212
400 U STATES		12099		115776	
		12099		115776	
GOODS FREE BY ORDER IN COUNCIL					9213
100 U KINGDOM		1260		40507	
234 AUSTRALIA		261		261	
327 FRANCE				12408	
335 GERMANY W				9585	
400 U STATES		12181		697600	
		13702		760361	
ARTICLES FOR VFR TOBACCO PIPES					9214
100 U KINGDOM				355	
400 U STATES		316		7204	
		316		7559	
SAFETY GLASS SHEET ADHESIVES					9215
400 U STATES		108487		805390	
		108487		805390	
TOURIST PURCHASES DUTY FREE					9228
100 U KINGDOM		165769		573664	
202 ADEN				170	
203 B E AFR		75		75	
207 UN SO AFR				304	
215 INDIA				583	
218 MALAYA		603		623	
220 BERMUDA		6951		89981	
221 B GUIANA		138		950	
222 B HOND		463		30949	
223 BARBADOS		120		11030	
224 JAMAICA		536		11422	
225 TRINIDAD		1272		10156	
227 BAHAMAS		220		13445	
230 GIBRALTAR				787	
231 HONG KONG		1260		3264	
234 AUSTRALIA		219		1660	
236 NEW ZEAL				351	
304 ARGENTINA		169		556	
305 AUSTRIA		1560		3701	
306 BELGIUM		4871		7184	
308 BOLIVIA				54	
309 BRAZIL				1071	
312 CHILE				90	
313 CHINA				421	
316 CUBA		32		7843	
318 DENMARK		590		14336	
319 GREENLAND		1214		6409	
322 EGYPT				391	
326 FINLAND		181		728	
327 FRANCE		23305		92027	
334 ST PIERRE				1698	
335 GERMANY W		12534		56523	
336 GREECE		213		948	
338 HAITI		240		2149	
340 HUNGARY				182	
341 ICELAND		346		1336	
344 ITALY		7101		29875	
347 JAPAN		1334		10045	
348 KOREA				250	
352 MEXICO		4758		48131	
354 NETHRLNDS		4588		21945	
357 NETH ANT		459		2345	
359 NORWAY		35		1195	
360 ISRAEL		672		1578	
361 PANAMA				2245	
363 PERU				1116	
365 POLAND		193		193	
366 PORTUGAL				15	
367 AZORES		457		4394	
372 SPAIN		372		3516	
375 SWEDEN		587		2059	
376 SWITZRLND		5063		13912	
379 TURKEY				13	
380 USSR				299	
381 ALASKA				1798	
383 HAWAII		1597		44450	
384 P RICO				1786	
387 VENEZUELA		24		554	
389 IRELAND		1491		5602	
392 SYRIA				63	
400 U STATES		8533493		35484367	
		8785105		36628807	

IMPORTS INTO CANADA FOR CONSUMPTION

Articles and Countries from which Imported	MONTH OF JULY 1956		SEVEN MONTHS ENDED JULY 1956		Class Number
	Quantities	Values (\$)	Quantities	Values (\$)	
CARTRIDGES SHOT GUN SHELLS					9237
305 AUSTRIA				254	
335 GERMANY W				62	
400 U STATES		31193		37446	
		31193		37762	
DEXTROSE SOLUTIONS THERAPEUTIC					9238
400 U STATES		16842		183298	
		16842		183298	
METALLIC CARTRIDGES AMMUNITION					9239
100 U KINGDOM		345		7539	
306 BELGIUM				1452	
335 GERMANY W		794		2530	
375 SWEDEN				1341	
376 SWITZRLND				986	
400 U STATES		7961		77571	
		9100		91419	
BLACKBOARDS OF SLATE OR PAPER					9240
344 ITALY		5969		18774	
366 PORTUGAL		799		2810	
400 U STATES		49828		229493	
		56596		251077	
PRESENTATIONS FOR LIFE SAVING					9241
400 U STATES				629	
				629	
BIOLOGICAL PRODUCTS N O P					9242
100 U KINGDOM		1114		15790	
234 AUSTRALIA				1733	
327 FRANCE		230		281	
352 MEXICO		1755		3617	
376 SWITZRLND				611	
381 ALASKA				50	
400 U STATES		120731		992196	
		123830		1014278	
BASKETS OF ALL KINDS N O P					9243
100 U KINGDOM		132		4145	
215 INDIA				221	
231 HONG KONG		3521		17755	
305 AUSTRIA				154	
306 BELGIUM		2116		15144	
313 CHINA				59	
317 CZECHO S		2373		6346	
318 DENMARK		135		323	
327 FRANCE				2234	
335 GERMANY W		301		4452	
340 HUNGARY				5840	
344 ITALY		757		5425	
347 JAPAN		2019		38016	
352 MEXICO				1568	
365 POLAND		581		21489	
366 PORTUGAL		1494		7382	
367 AZORES		1636		7837	
372 SPAIN				807	
375 SWEDEN		81		81	
388 YUGO SLAV		859		1495	
400 U STATES		17002		103250	
		33007		244023	
COMMUNION SETS CHURCH ARTICLES					9244
100 U KINGDOM		3766		18199	
215 INDIA				97	
231 HONG KONG		204		5158	
305 AUSTRIA		130		1456	
306 BELGIUM		1245		3839	
317 CZECHO S		740		25964	
327 FRANCE		27879		177606	
335 GERMANY W		7347		42011	
344 ITALY		44806		238721	
347 JAPAN		9161		78665	
354 NETHRLNDS				1122	
360 ISRAEL		333		3185	
365 POLAND				581	
366 PORTUGAL		75		385	
371 THAILAND		102		102	
372 SPAIN				1470	
376 SWITZRLND				422	
378 JORDAN		95		95	
389 IRELAND				4485	
390 GERMANY E				178	
400 U STATES		26589		290329	
		122472		894070	
CARTRIDGE CASES GUN WADS CAPS					9246
100 U KINGDOM		55		12883	
359 NORWAY				1246	
375 SWEDEN				165	
400 U STATES		784		13661	
		839		27955	
AMMUNITION N O P					9247
100 U KINGDOM		8196		1472168	
335 GERMANY W		314		9472	
359 NORWAY				4000	
400 U STATES		172995		962361	
		181505		2448001	
DAMAGED GOODS N O P					9248
ELECTRICAL ENERGY					9249
400 U STATES	KWH				
	2310306	18416	88845487	417698	
	2310306	18416	88845487	417698	

IMPORTS INTO CANADA FOR CONSUMPTION

179

Articles and Countries from which Imported	MONTH OF JULY 1956		SEVEN MONTHS ENDED JULY 1956		Class Number
	Quantities	Values (\$)	Quantities	Values (\$)	
ICE					9251
400 U STATES		203		5626	
		203		5626	
INCUBATORS BROODERS AND PARTS					9252
NO					
100 U KINGDOM			4	458	
400 U STATES	1349	63693	19708	668530	
	1349	63693	19712	668988	
IRON SAND PRESSURE BLASTING					9253
100 U KINGDOM		6888		28422	
335 GERMANY W				842	
400 U STATES		60517		424125	
		67405		453389	
BALL POINT PENS AND PARTS					9254
100 U KINGDOM		312		818	
318 DENMARK				106	
327 FRANCE				1001	
335 GERMANY W		895		5590	
344 ITALY				134	
347 JAPAN		1111		8001	
375 SWEDEN				203	
376 SWITZRLND				275	
400 U STATES		174957		898042	
		177275		914170	
ALABASTER SPAR AMBER ORNAMENTS					9255
100 U KINGDOM		10444		69114	
203 B E AFR				91	
215 INDIA				226	
231 HONG KONG		1893		4015	
305 AUSTRIA		143		2532	
306 BELGIUM		58		198	
317 CZECHO S		102		174	
318 DENMARK		214		990	
327 FRANCE		985		4461	
335 GERMANY W		9392		21932	
344 ITALY		4821		19687	
347 JAPAN		25595		110036	
354 NETHRLNDS				322	
365 POLAND		17103		19178	
366 PORTUGAL				417	
372 SPAIN		63		228	
375 SWEDEN				270	
376 SWITZRLND				376	
390 GERMANY E		10095		18242	
400 U STATES		22896		112668	
		103804		385157	
MACHINE CARD CLOTHING					9256
100 U KINGDOM		20054		107689	
306 BELGIUM				2532	
400 U STATES		8852		77503	
		28906		187724	
PENCILS LEAD NON PROPELLING					9257
GROSS					
100 U KINGDOM	1645	2912	4029	9314	
317 CZECHO S	3195	4131	4827	6779	
327 FRANCE	62	660	112	790	
335 GERMANY W	2375	13377	5949	25446	
344 ITALY			75	206	
347 JAPAN	2700	1942	13550	11827	
400 U STATES	1055	5642	11302	42846	
	11032	28664	39844	97208	
PENCILS LEAD N O P					9258
100 U KINGDOM		545		3022	
327 FRANCE				387	
335 GERMANY W		2524		18392	
344 ITALY				2002	
347 JAPAN				1018	
376 SWITZRLND		371		2255	
400 U STATES		11018		83632	
		14458		110708	
PENS FOUNTAIN EXCPT BALL POINT					9259
100 U KINGDOM		67		795	
335 GERMANY W		2710		12461	
344 ITALY		2515		7321	
347 JAPAN				555	
376 SWITZRLND				713	
400 U STATES		8652		60545	
		13944		82390	
PENS N O P PENHOLDERS RULERS					9260
100 U KINGDOM		3680		29892	
335 GERMANY W		339		5722	
344 ITALY		215		744	
347 JAPAN		211		358	
376 SWITZRLND				122	
400 U STATES		11171		102807	
		15616		139645	
PRECIOUS STONES NOT MOUNTED					9262
100 U KINGDOM		4223		134774	
215 INDIA		133		11905	
217 CEYLON				1187	
231 HONG KONG		277		1499	
234 AUSTRALIA		508		3529	
305 AUSTRIA		17446		163102	
309 BRAZIL				278	
314 COLOMBIA				429	
317 CZECHO S		17256		82788	
327 FRANCE		1498		37710	
335 GERMANY W		15232		115774	

IMPORTS INTO CANADA FOR CONSUMPTION

Articles and Countries from which Imported	MONTH OF JULY 1956		SEVEN MONTHS ENDED JULY 1956		Class Number
	Quantities	Values (\$)	Quantities	Values (\$)	
344 ITALY		1670		7216	
347 JAPAN		19902		238643	
352 MEXICO		936		10994	
354 NETHRLNDS				199	
371 THAILAND				3620	
372 SPAIN				2223	
376 SWITZRLND		680		28968	
400 U STATES		40430		287839	
		120191		1132677	
PULLEYS BELT POWER TRANS NOP					9263
100 U KINGDOM		2478		25149	
335 GERMANY W		437		6701	
354 NETHRLNDS		648		1491	
400 U STATES		91503		595624	
		95066		628965	
SETTLERS EFFECTS					9264
100 U KINGDOM		514878		2235916	
203 B E AFR				6500	
205 RHDD NYAS				1655	
207 UN SO AFR		9460		44533	
208 BSA OTHER				1649	
211 NIGERIA				230	
215 INDIA		3185		22536	
216 PAKISTAN		120		6828	
217 CEYLON		830		13910	
218 MALAYA		360		3835	
220 BERMUDA		4800		20062	
221 B GUIANA		10250		11375	
223 BARBADOS		460		1665	
224 JAMAICA		3760		26346	
225 TRINIDAD		335		4353	
228 LEEW WIND				400	
231 HONG KONG		7130		21395	
232 MALTA		1950		9020	
234 AUSTRALIA		10223		48094	
235 FIJI		300		300	
236 NEW ZEAL		2819		35422	
304 ARGENTINA		1200		58700	
305 AUSTRIA		33257		99144	
306 BELGIUM		42289		125721	
308 BOLIVIA				650	
309 BRAZIL		500		11283	
312 CHILE				200	
313 CHINA		100		7000	
314 COLOMBIA		2125		3175	
315 C RICA		3000		3000	
316 CUBA		600		4648	
317 CZECHO S		3150		10770	
318 DENMARK		24635		106652	
320 DOM REP				300	
322 EGYPT		120		6804	
325 ETHIOPIA				600	
326 FINLAND		600		9970	
327 FRANCE		37923		155364	
328 FR AFRICA		100		775	
334 ST PIERRE		458		458	
335 GERMANY W		485179		1862377	
336 GREECE		5980		15325	
338 HAITI				55	
340 HUNGARY		1850		5480	
341 ICELAND				2000	
343 IRAQ				350	
344 ITALY		31745		93680	
347 JAPAN		1000		25257	
348 KOREA		5723		5798	
349 LATVIA				1224	
350 LIBERIA				423	
351 LITHUANIA				1095	
352 MEXICO				6730	
353 MOROCCO		3813		9343	
354 NETHRLNDS		249359		1412193	
355 INDONESIA				1200	
357 NETH ANT		2000		9150	
358 NICARAGUA		100		5667	
359 NORWAY		4520		25800	
360 ISRAEL		3075		24695	
361 PANAMA				2250	
363 PERU		945		2710	
364 PHIL		3500		7401	
365 POLAND		1115		2605	
366 PORTUGAL		200		2593	
371 THAILAND		60		60	
372 SPAIN		5900		9435	
373 CANARY IS				278	
374 SPAN AFR				400	
375 SWEDEN		11320		49370	
376 SWITZRLND		35192		153423	
379 TURKEY		1000		1185	
380 USSR				270	
381 ALASKA		3000		11543	
383 HAWAII		1853		2328	
384 P RICO				2525	
387 VENEZUELA		5850		11378	
388 YUGO SLAV				2053	
389 IRELAND		515		15220	
391 LEBANON				1165	

IMPORTS INTO CANADA FOR CONSUMPTION

Articles and Countries from which Imported	MONTH OF JULY 1956		SEVEN MONTHS ENDED JULY 1956		Class Number
	Quantities	Values (\$)	Quantities	Values (\$)	
392 SYRIA				75	
400 U STATES		1 809 749		1 010 503 1	
SHOW CASES AND METAL PARTS		3 395 460		1 701 237 8	9 265
100 U KINGDOM				412	
335 GERMANY W				2 786	
347 JAPAN				292	
400 U STATES		31 368		22 015 0	
SIGNS LETTERS OTHER THAN PAPER		31 368		22 364 0	9 266
100 U KINGDOM		995		1 294 4	
327 FRANCE				407	
335 GERMANY W		247		3 517	
344 ITALY				288	
347 JAPAN		50		50	
354 NETHRLNDS				563	
375 SWEDEEN		76		597	
376 SWITZRLND		500		806	
400 U STATES		5 278 0		44 302 5	
MEASURING RULES AND TAPES		5 464 8		46 219 7	9 267
100 U KINGDOM		9 875		7 313 9	
305 AUSTRIA		133		133	
317 CZECHOS		314		314	
335 GERMANY W		2 597		28 343	
347 JAPAN		643		1 692	
354 NETHRLNDS		660		1 989	
376 SWITZRLND				344	
400 U STATES		4 424 5		34 510 2	
WASTE AND JUNK N O P		5 846 7		45 105 6	9 269
100 U KINGDOM	CWT	128	212	726	2240
400 U STATES		2 115 6	8 902	21 780 4	7 308 8
WAX VEGETABLE AND MINERAL NOP		2 128 4	9 114	21 853 0	7 532 8
100 U KINGDOM	LB	11 423	3 630	11 423	3 630
309 BRAZIL		18 253 0	1 346 53	15 257 44	10 641 31
335 GERMANY W		10 000	133	4 677 2	9 991
352 MEXICO		13 470	9 780	4 964 1	28 302
354 NETHRLNDS		4 400	1 802	4 400	1 802
390 GERMANY E		4 409 2	9 231	4 917 5	9 714
400 U STATES		10 473	6 460	20 561 8	10 061 2
WAX AND MANUFACTURES N O P		26 738 8	16 568 9	18 927 73	12 181 82
100 U KINGDOM			91		3 642
335 GERMANY W			1 945		1 990 1
344 ITALY			785		1 759
352 MEXICO					77
400 U STATES			3 908 3		24 184 9
WHIPS AND PARTS			4 190 4		26 722 8
100 U KINGDOM			640		1 683
400 U STATES			378		4 056
WINDOW CORNICES CORNICE POLES			1 018		5 739
354 NETHRLNDS					519
UNENUMERATED ARTICLES					519
SHIPMENTS UNDER 50 DOLLARS					9 274
100 U KINGDOM		8 285 1		6 876 62	9 275
203 B E AFR		37		180	
205 RHOD NYAS		5		51	
207 UN SO AFR		248		827	
208 BSA OTHER		4		10	
210 G COAST				10	
211 NIGERIA		2		12	
215 INDIA		532		3 496	
216 PAKISTAN		63		434	
217 CEYLON		26		61	
218 MALAYA		6		156	
220 BERMUDA		67		488	
221 B GUIANA		334		633	
223 BARBAOOS		194		499	
224 JAMAICA		421		963	
225 TRINIDAD		60		359	
227 BAHAMAS		3		171	
228 LEEW WIND		47		54	
231 HONG KONG		10 326		50 773	
232 MALTA		22		59	
234 AUSTRALIA		438		3 048	
235 FIJI				127	
236 NEW ZEAL		8		303	
304 ARGENTINA		87		585	
305 AUSTRIA		1 382		6 127	
306 BELGIUM		1 619		13 684	
309 BRAZIL		2		260	
310 BULGARIA				37	
312 CHILE		5		525	
313 CHINA		5		709	
314 COLOMBIA				76	
315 C RICA				48	
316 CUBA		310		1 346	
317 CZECHOS		518		2 530	
318 DENMARK		2076		8 766	
319 GREENLAND				6	

IMPORTS INTO CANADA FOR CONSUMPTION

Articles and Countries from which Imported	MONTH OF JULY 1956		SEVEN MONTHS ENDED JULY 1956		Class Number
	Quantities	Values (\$)	Quantities	Values (\$)	
321 ECUADOR		119		1 062	
322 EGYPT		26		450	
325 ETHIOPIA				12	
326 FINLAND		97		746	
327 FRANCE		9 584		81 860	
328 FR AFRICA		4		26	
329 INDOCHINA		69		288	
332 FR W IND				20	
334 ST PIERRE		106		583	
335 GERMANY W		2 3159		135 235	
336 GREECE		35		465	
337 GUATEMALA		182		1 002	
338 HAITI		125		387	
339 HONDURAS				127	
340 HUNGARY		193		911	
344 ITALY		6 064		30 424	
345 LIBYA		13		236	
347 JAPAN		9 535		59 326	
348 KOREA		20		56	
352 MEXICO		669		3 981	
353 MOROCCO		50		126	
354 NETHRLNDS		4 581		34 950	
355 INDONESIA		18		28	
357 NETH ANT		70		140	
358 NICARAGUA				3	
359 NORWAY		410		2 480	
360 ISRAEL		103		546	
361 PANAMA				105	
363 PERU				85	
364 PHIL		14		48	
365 POLAND		106		530	
366 PORTUGAL		250		1 089	
367 AZORES		77		352	
370 ROUMANIA				33	
371 THAILAND		7		174	
372 SPAIN		813		2 963	
375 SWEDEN		2 518		12 316	
376 SWITZRLND		5 167		27 063	
378 JORDAN		7		71	
379 TURKEY		6		26	
380 USSR		39		1 387	
381 ALASKA		3 693		14 525	
383 HAWAII		243		1 904	
384 P RICO		200		1 095	
387 VENEZUELA		5		31	
388 YUGO SLAV		8		193	
389 IRELAND		36		733	
390 GERMANY E		608		1 583	
391 LEBANON		69		289	
392 SYRIA		18		83	
400 U STATES		4 020 987		27 196 459	
		41 918 01		284 036 82	

Value, Price and Volume Indexes of Imports for Consumption

The following table gives index numbers of the declared (statistical) value of imports for consumption by months, and of the unit value (price) and volume of these imports. The value index expresses the value of imports in a given month as a percentage of the monthly average in the base year. The price index is of the fixed-weight aggregative (Laspeyre) type, and combines unit values calculated from the monthly import statistics with specified wholesale or other price quotations. These latter quotations are used where inadequate quantity reporting or insufficiently homogeneous items in the trade statistics prevent the obtaining of sufficiently representative unit value series. The volume index is derived by dividing the value index by the corresponding price index, and is, therefore, of the currently-weighted (Paasche) type. These indexes are computed with 1948 as an interim reference base pending conversion to the Bureau's official post-war reference base (1949).

In computing the price index certain adjustments were made to the regular grouping of commodities used in the trade statistics, and all three indexes are presented on the basis of these adjusted groups. The chief adjustments are as follows: the two groups "agricultural and vegetable products" and "animals and animal products" have been combined into one group now titled "agricultural and animal products"; the sub-group "rubber and its products" (1680-1730) and the item "advertising matter" (4291) have been transferred to the "miscellaneous products" group; the item "arms, etc., British or N.A.T.O. countries" (9196) has been deducted from the "miscellaneous products" total and the grand total; three "ships" items (9155-57) have been transferred to the "iron and steel and their products" group; and a few other adjustments designed to improve group classification by component material have been made.

These indexes are currently computed from the original data for months, quarters and calendar years. Approximate indexes for other periods may be obtained by averaging the monthly values. Although such indexes will be less accurate than would result from a separate computation based on the original data, the margin of error is insufficient to necessitate a lengthy separate computation.

A complete record of these series by months for the post-war period is published in issues of Volume 1 of the annual report "Trade of Canada". Some additional commodity information appears in issues of the "Review of Foreign Trade". Details of the computation of the price indexes are given in D.B.S. Reference Paper, No. 8, 1950, titled "Export and Import Price Indexes by Months, July, 1945 - June, 1950 (1948 = 100)".

MONTHLY INDEX NUMBERS OF DECLARED VALUES, PRICES AND PHYSICAL VOLUME OF IMPORTS FOR CONSUMPTION, BY GROUPS

Interim base, 1948 = 100


Month	Total			Agricultural and Animal Products			Fibres and Textiles			Wood Products and Paper			
	1954	1955	1956	1954	1955	1956	1954	1955	1956	1954	1955	1956	
INDEX OF DECLARED VALUES													
1	January	127.2	139.0	183.2	107.1	127.4	132.2	84.2	104.1	126.0	196.4	212.2	278.9
2	February	132.8	139.3	183.5	110.2	124.5	137.6	89.5	100.3	126.0	214.4	238.4	313.1
3	March	160.3	168.6	210.0	130.5	134.4	137.8	108.4	121.5	125.5	248.7	263.4	307.7
4	April	157.8	172.9	240.0	146.9	147.5	156.3	95.5	116.0	132.7	213.8	241.2	311.4
5	May	163.4	195.7	248.0	155.4	161.7	190.5	93.0	112.5	131.3	214.2	275.6	330.3
6	June	188.7	180.6	221.6	170.7	155.0	177.7	105.0	97.8	102.7	251.3	268.7	306.8
7	July	154.3	167.6	218.1	136.4	127.2	171.1	86.0	93.6	106.1	206.4	241.1	326.3
8	August	151.3	191.2		138.5	146.2		99.6	117.2		230.0	294.8	
9	September	145.4	187.6		137.5	143.3		85.6	107.4		228.9	290.9	
10	October	150.8	207.1		153.4	180.1		87.9	115.7		228.8	317.5	
11	November	168.6	201.0		182.3	177.2		103.9	118.4		245.1	302.1	
12	December	152.3	175.1		158.0	162.9		102.0	101.4		225.1	259.2	
AI	Annual Index	154.4	177.1		143.9	149.0		95.1	108.8		225.3	267.1	
INDEX OF PRICES													
1	January	109.5	109.0	113.3	97.1	102.5	98.9	101.8	98.3	93.0	118.0	116.3	122.8
2	February	109.1	109.6	113.7	97.8	102.1	99.3	103.1	97.6	93.6	117.2	117.2	123.1
3	March	108.9	110.4	114.3	100.8	101.7	99.7	99.9	97.7	93.6	117.2	118.4	123.5
4	April	110.0	110.6	113.8	105.4	100.8	100.0	99.0	96.3	90.0	118.1	119.0	123.5
5	May	110.2	109.7	113.1	107.3	98.3	100.3	98.8	95.7	88.4	118.2	119.6	124.0
6	June	110.6	109.8	113.5r	110.2	99.7	104.3r	100.2	97.1	87.9r	117.8	118.9	124.4r
7	July	110.7	109.1	112.1	112.9	97.8	101.7	100.1	95.3	88.2	117.5	119.1	124.2
8	August	110.3	109.6		113.0	98.6		100.1	95.7		117.4	119.2	
9	September	109.8	111.3		110.0	98.9		99.4	96.1		117.2	119.9	
10	October	109.4	112.1		107.8	99.1		98.4	94.0		117.2	120.3	
11	November	109.0	112.8		103.2	98.8		97.6	91.2		117.2	121.6	
12	December	109.0	113.6		102.9	99.5		98.8	93.2		116.9	122.8	
AI	Annual Index	109.5	110.5		104.4	99.8		99.8	95.5		117.5	119.4	
INDEX OF PHYSICAL VOLUME													
1	January	116.2	127.5	161.7	110.3	124.3	133.7	82.7	105.9	135.5	166.4	182.5	227.1
2	February	121.7	127.1	161.4	112.7	121.9	138.6	86.8	102.8	134.6	182.9	203.4	254.3
3	March	147.2	152.7	183.7	129.5	132.2	138.2	108.5	124.4	134.1	212.2	222.5	249.1
4	April	143.5	156.3	210.9	139.4	146.3	156.3	96.5	120.5	147.4	181.0	202.7	252.1
5	May	148.3	178.4	219.3	144.8	164.5	189.9	94.1	117.6	148.5	181.2	230.4	266.4
6	June	170.6	164.5	195.2r	154.9	155.5	170.4r	104.8	100.7	116.8r	213.3	226.0	246.6r
7	July	139.4	153.6	194.6	120.8	130.1	168.2	85.9	98.2	120.3	175.7	202.4	262.7
8	August	137.2	174.5		122.6	148.3		99.5	122.5		195.9	247.3	
9	September	132.4	168.6		125.0	144.9		86.1	111.8		195.3	242.6	
10	October	137.8	184.7		142.3	181.7		89.3	123.1		195.2	263.9	
11	November	154.7	178.2		176.6	179.4		106.5	129.8		209.1	248.4	
12	December	139.7	154.1		153.5	163.7		103.2	108.8		192.6	211.1	
AI	Annual Index	141.0	160.3		137.8	149.3		95.3	113.9		191.7	223.7	

r - revised

MONTHLY INDEX NUMBERS OF DECLARED VALUES, PRICES AND PHYSICAL VOLUME OF IMPORTS FOR CONSUMPTION, BY GROUPS

Interim base, 1948 = 100

Iron and Steel and their Products			Non-Ferrous Metals and their Products			Non-Metallic Minerals and their Products			Chemicals and Fertilizers			Miscellaneous Products			
1954	1955	1956	1954	1955	1956	1954	1955	1956	1954	1955	1956	1954	1955	1956	
INDEX OF DECLARED VALUES															
144.8	152.7	229.7	202.6	228.5	269.9	86.3	79.4	112.1	149.3	173.2	212.5	227.5	268.5	341.7	1
158.5	155.9	234.2	192.5	203.1	274.7	78.0	78.0	97.3	157.6	166.4	224.6	263.9	300.3	338.1	2
198.1	205.0	311.7	221.5	242.7	297.5	83.9	87.6	92.0	194.0	208.6	232.6	344.0	357.0	394.6	3
198.0	210.6	356.4	213.9	225.5	332.6	81.3	91.2	113.7	181.7	203.6	282.4	330.8	398.8	457.8	4
199.4	236.9	346.9	212.0	253.1	350.8	90.8	115.9	133.5	191.1	238.8	288.9	361.0	461.5	446.1	5
222.8	219.7	303.5	247.2	239.9	330.2	122.3	113.7	132.6	221.4	226.4	246.4	410.9	372.8	378.6r	6
172.2	202.9	284.4	223.5	211.6	336.2	107.2	105.6	133.5	179.0	212.1	251.7	347.1	403.7	404.0	7
147.5	208.5		225.6	283.9		102.0	139.3		182.3	232.0		391.7	431.5		8
135.6	202.2		257.5	304.8		104.3	118.3		186.0	239.8		339.6	492.2		9
133.2	225.7		285.5	341.6		106.5	141.1		201.5	262.6		347.7	430.4		10
151.2	218.7		281.6	347.4		117.9	138.7		210.5	250.0		397.1	381.0		11
149.9	208.1		264.6	274.9		102.5	102.3		171.5	208.2		305.1	333.7		12
167.6	203.9		235.7	263.1		98.6	109.3		185.5	218.5		338.9	386.0		AI
INDEX OR PRICES															
120.6	120.4	131.8	118.2	121.6	131.5	106.3	100.4	101.6	108.9	107.5	111.9	102.7	111.8	128.6	1
119.7	121.9	132.8	117.5	122.3	132.2	105.1	100.3	101.3	108.2	108.4	112.1	101.8	114.7	126.8	2
120.2	123.3	133.2	118.1	123.1	132.5	102.8	101.2	103.2	110.1	109.4	112.6	102.5	117.6	127.0	3
121.3	123.6	133.3	119.8	124.4	132.4	103.3	102.2	103.5	109.5	109.7	112.6	102.4	119.2	122.8	4
121.3	123.6	133.1	120.5	124.4	133.5	102.8	100.6	102.3	109.0	110.1	111.8	103.4	116.9	118.9	5
120.9	123.7	132.8	120.9	125.2	134.0	102.2	99.3	102.1r	108.5	109.7	111.9	104.3	115.3	118.0	6
120.2	123.8	132.6	120.4	124.3	131.7	101.8	99.7	100.2	108.1	109.1	109.2	104.9	115.5	113.6	7
119.7	124.1		120.1	124.3		101.0	99.3		106.6	109.4		105.5	118.0		8
119.9	126.5		119.8	125.2		100.4	100.1		107.1	109.2		107.5	126.2		9
120.0	128.7		120.4	126.6		100.3	101.0		107.7	111.0		107.1	130.3		10
120.2	130.4		120.4	130.1		101.6	101.7		108.5	111.8		107.5	132.1		11
120.2	131.5		120.5	131.0		100.5	102.2		108.4	111.9		110.5	131.2		12
120.4	125.2		120.4	124.8		102.1	100.6		108.1	109.9		105.3	119.7		AI
INDEX OF PHYSICAL VOLUME															
120.1	126.8	174.3	171.4	187.9	205.2	81.2	79.1	110.3	137.1	161.1	189.0	221.5	240.2	265.7	1
132.4	127.9	176.4	163.8	166.1	207.8	74.2	77.8	96.1	145.7	153.5	200.4	259.2	261.8	266.6	2
164.8	166.3	234.0	187.6	197.2	224.5	81.6	86.6	89.1	176.2	190.7	206.6	335.6	303.6	310.7	3
163.2	170.4	267.4	178.5	181.3	251.2	78.7	89.2	109.9	165.9	185.6	250.8	323.0	334.6	372.8	4
164.4	191.7	260.6	175.9	203.5	262.8	88.3	115.2	130.5	175.3	216.9	258.4	349.1	394.8	375.2	5
184.3	177.6	228.5	204.5	191.6	246.4	119.7	114.5	129.9r	204.1	206.4	220.2	394.0	323.3	320.8	6
143.3	163.9	214.5	185.6	170.2	255.3	105.3	105.9	133.2	165.6	194.4	230.5	330.9	349.5	355.6	7
123.2	168.0		187.8	228.4		101.0	140.3		171.0	212.1		371.3	365.7		8
113.1	159.8		214.9	243.5		103.9	118.2		173.7	219.6		315.9	390.0		9
111.0	175.4		237.1	269.8		106.2	139.7		187.1	236.6		324.6	330.3		10
125.8	167.7		233.9	267.0		116.0	136.4		194.0	223.6		369.4	288.4		11
124.7	158.3		219.6	209.8		102.0	100.1		158.2	186.1		276.1	254.3		12
139.2	162.9		195.8	210.8		96.6	108.6		171.6	198.8		321.8	322.5		AI



IMPORTS INTO CANADA FOR CONSUMPTION

Changes affecting Previous Reports	1956
Cumulative totals adjusted in August Report	Import List No. 8

MONTH OF JANUARY, 1956

Class Number

9129	- Deduct from Germany, West	-	\$ 586
9129	- Add to Germany, East	-	\$ 586

MONTH OF FEBRUARY, 1956

Class Number

9129	- Deduct from Germany, West	-	\$ 1,614
9129	- Add to Germany, East	-	\$ 1,614

MONTH OF MARCH, 1956

Class Number

9129	- Deduct from Germany, West	-	\$ 2,122
9129	- Add to Germany, East	-	\$ 2,122

MONTH OF APRIL, 1956

Class Number

9129	- Deduct from Germany, West	-	\$ 2,223
9129	- Add to Germany, East	-	\$ 2,223

MONTH OF JULY, 1956

Class Number

3561	- Deduct from Czechoslovakia	4,650 doz.	\$ 8,157
------	------------------------------	------------	----------

1911

1911

...

1911

1911

...

...

1911

1911

...

...

...

1911

1911

...

...

...

1911

1911

...

...

...

1911

1911

...

...

...

1911

...

DOMINION BUREAU OF STATISTICS
International Trade Division
External Trade Section

TRADE OF CANADA

IMPORTS

AUGUST, 1956

AND

EIGHT MONTHS ENDED AUGUST, 1956

Published by Authority of
The Right Honourable C. D. Howe, Minister of Trade and Commerce

TABLE OF CONTENTS

	Page
EXPLANATORY NOTES	2
KEY TO ABBREVIATIONS OF COUNTRIES	3
 SUMMARY TABLES:	
Imports into Canada for Consumption, by Countries	4
Imports into Canada for Consumption, by Main Groups	6
 DETAILED TABLES:	
Imports for Consumption, by Articles and Countries:	
Agricultural and Vegetable Products (except Chemicals, Fibres and Wood):	Class Number
A – Mainly Food	1 to 390
B – Other than Food	1501 to 1846
Animals and Animal Products (except Chemicals and Fibres).....	2012 to 2348
Fibres, Textiles and Textile Products	3001 to 3576
Wood, Wood Products and Paper	4002 to 4311
Iron and Its Products	5001 to 5736
Non-Ferrous Metals and Their Products (except Gold)	6001 to 6259
Non-Metallic Minerals and Their Products (except Chemicals)	7001 to 7304
Chemicals and Allied Products	8001 to 8950
Miscellaneous Commodities	9000 to 9274

VALUE AND VOLUME at end of report

EXPLANATORY NOTES

1. **Source of Data.** Statistics of imports are based upon the declarations of importers (import entries) as subsequently checked by customs officials.
2. **Valuation.** The value of goods imported is the value as determined for customs duty purposes. In most cases this corresponds to the value shown on the invoice accompanying the goods, converted to Canadian dollars at authorized exchange rates (usually the commercial rate prevailing on the date at which the goods were actually despatched to Canada), and excluding such charges as freight, insurance, handling and taxes. In effect, therefore, import values are taken f.o.b. point of shipment in the country of export.
3. **Units of Quantity.** Weight, where shown, is the net weight of the goods, excluding the weight of such packing as is required for shipment, except in certain special cases otherwise defined in the Customs Tariff. The expression "ton" means 2,000 pounds, and "cwt." 100 pounds, avoirdupois. Where other units of quantity are used, Imperial standards apply.

In this report are items such as "engines, gas, n.o.p., and parts" which show a quantity in "number" as well as value. In these items the "number" refers only to the number of substantially complete articles imported, while the value includes also the value of any parts of the article imported. For such items the average value per unit cannot be ascertained.

4. **Coverage.** Statistics of imports include all goods which enter Canada and are cleared by customs officials for domestic sale or use. The series, therefore, includes goods which are cleared by customs immediately on entry into the country, and goods cleared out of customs warehouses; but excludes goods placed in customs warehouses on entering the country. The technical phrase "Imports entered for consumption" which is sometimes used to describe Canadian import statistics does not imply that all imports will actually be consumed in Canada, but only that they are free to be so consumed without further customs formalities.
5. **Exclusions.** Import statistics exclude gold, but include gold products where the value of the gold content is less than 80% of the value of the article. A small amount of gold scrap in the form of jewellers' sweepings is also included. Some goods for the use of United States forces stationed at treaty bases in Canada are excluded, as are ships of British construction and registry imported for use in Canada, ships purchased for use in foreign trade, bunker supplies and ships' stores purchased by Canadian vessels abroad, temporary imports for exhibition or competition, and Canadian-owned military equipment returned to Canada.
6. **Countries Credited.** Imports are usually credited to the country from which the goods were consigned to Canada. The country of consignment is the country from which goods have come to Canada without interruption of transit except in the course of transfer from one means of conveyance to another.

An exception to this rule is made in the case of imports of goods originating in Central or South America (including the Antilles and Bermuda) which are consigned to Canada from the United States. This class of imports is credited to the country in which the goods originated.
7. **Time Periods.** Import statistics for any month include all goods declared on import entries received at the Bureau of Statistics during the calendar month in question.
8. **Abbreviations.** Many descriptions of countries and articles used in this report are abbreviated or incomplete because of mechanical limitations. A key to abbreviations of countries appears in this report, and full descriptions of all articles appear in Volume III of the annual report "Trade of Canada". The letters "N.O.P." mean "not otherwise provided for".
9. **Revisions.** All statistics in this report are subject to revision. Revisions to previous reports are published on the coloured pages at the beginning of each monthly report.

KEY TO ABBREVIATIONS OF COUNTRIES

Note:— The classification of Countries with a statement of the territorial limits used for statistical purposes will be found in Volume I of the Annual Report of the Trade of Canada.

Aden	Aden	Ireland	Ireland
Afghan	Afghanistan	Israel	Israel
Alaska	Alaska	Ital Afr	Italian Africa
Albania	Albania	Italy	Italy
Virgin Is	American Virgin Islands	Jamaica	Jamaica
A E Sudan	Anglo-Egyptian Sudan	Japan	Japan
Arabia	Arabia	Jordan	Jordan
Argentina	Argentina	Korea	Korea
Australia	Australia	Latvia	Latvia
Austria	Austria	Lebanon.....	Lebanon
Azores	Azores and Madeira	Leew Wind.....	Leeward and Windward Islands
Bahamas	Bahamas	Liberia	Liberia
Barbados	Barbados	Libya	Libya
Bel Congo	Belgian Congo	Lithuania	Lithuania
Belgium	Belgium and Luxembourg	Madagascar	Madagascar
Bermuda.....	Bermuda	Malaya	Malaya and Singapore
Bolivia.....	Bolivia	Malta	Malta
Brazil.....	Brazil	Mauritius	Mauritius and Seychelles
B E Afr	British East Africa	Mexico.....	Mexico
B Guiana	British Guiana	Morocco	Morocco
B Hond.....	British Honduras	Nethrlnds	Netherlands
Bulgaria.....	Bulgaria	Neth Ant	Netherlands Antilles
Burma.....	Burma	New Zeal.....	New Zealand
Canary Is.....	Canary Islands	Nicaragua	Nicaragua
Ceylon	Ceylon	Nigeria.....	Nigeria
Chile	Chile	Norway.....	Norway
China	China, except Taiwan	B E I Other	Other British East Indies
Colombia	Colombia	B Oceania	Other British Oceania
C Rica	Costa Rica	B S A Other.....	Other British South Africa
Cuba.....	Cuba	B W A Other	Other British West Africa
Czecho S	Czechoslovakia	Pakistan	Pakistan
Denmark.....	Denmark	Panama	Panama
Dom Rep	Dominican Republic	Paraguay	Paraguay
Ecuador	Ecuador	Peru	Peru
Egypt	Egypt	Phil	Philippines
El Salvd.....	El Salvador	Poland	Poland
Estonia	Estonia	Portugal.....	Portugal
Ethiopia	Ethiopia	Port E AF	Portuguese East Africa
Falkland	Falkland Islands	Port W AF.....	Portuguese West Africa
Finland	Finland	Port Asia.....	Portuguese Asia
Fiji.....	Fiji	P Rico	Puerto Rico
France	France	Rhod Nyas	Rhodesia and Nyasaland
Fr Africa	French Africa	Roumania	Roumania
Fr Guiana	French Guiana	U S S R	U.S.S.R. (Russia)
Fr Oceana	French Oceania	S Leone	Sierra Leone
Fr W Ind.....	French West Indies	Spain	Spain
Gambia	Gambia	Span Afr.....	Spanish Africa
Germany E.....	Germany, Eastern	St. Pierre.....	St. Pierre and Miquelon
Germany W.....	Germany, Federal Republic of	Sudan	Sudan
Gibraltar	Gibraltar	Surinam	Surinam
G Coast	Gold Coast	Sweden.....	Sweden
Greece	Greece	Switzerlnd	Switzerland
Greenland	Greenland	Syria.....	Syria
Guatemala	Guatemala	Taiwan.....	Taiwan (Formosa)
Haiti.....	Haiti (Republic of)	Thailand	Thailand (Siam)
Hawaii	Hawaii	Trinidad.....	Trinidad and Tobago
Honduras	Honduras	Turkey	Turkey
Hong Kong.....	Hong Kong	Un So Afr.....	Union of South Africa
Hungary	Hungary	U Kingdom.....	United Kingdom
Iceland.....	Iceland	U States	United States
India.....	India	U S Ocea	United States Oceania
IndoChina	Indo-China	Uruguay	Uruguay
Indonesia.....	Indonesia	Venezuela	Venezuela
Iran.....	Iran	Yugo Slav	Yugoslavia
Iraq.....	Iraq		

IMPORTS INTO CANADA FOR CONSUMPTION, BY COUNTRIES (EXCLUDING GOLD)

Countries	Month of August		Eight Months ended August	
	1955	1956	1955	1956
	\$	\$	\$	\$
Commonwealth Countries				
United Kingdom.....	45,397,577	42,800,621	261,788,309	327,460,948
Aden.....	2,604	5,350	23,150	46,987
British East Africa.....	454,609	943,019	5,885,468	5,636,273
Mauritius and Seychelles.....	6,433	977,831	190,633	2,544,818
Rhodesia and Nyasaland.....	975,359	147,210	4,034,408	314,589
Union of South Africa.....	-	1,511,001	104	5,897,515
Other British South Africa.....	-	1,323	-	3,195
Gambia.....	-	-	-	-
Gold Coast.....	884,838	1,190,002	2,373,007	3,049,851
Nigeria.....	81,660	220,214	824,432	922,704
Sierra Leone.....	1,395	-	7,517	18,275
Other British West Africa.....	-	-	-	-
Anglo-Egyptian Sudan.....	6,987	-	55,807	-
Ceylon.....	1,246,314	1,442,016	10,067,402	10,750,523
India.....	2,332,567	1,815,471	23,144,950	20,113,828
Malaya and Singapore.....	2,293,530	2,103,627	17,477,915	18,822,061
Pakistan.....	203,927	131,459	687,304	1,107,635
Other British East Indies.....	6,905	2,894	53,402	81,840
Bermuda.....	14,053	11,612	169,238	152,908
British Guiana.....	1,303,162	1,505,050	8,323,246	9,797,184
British Honduras.....	11,682	2,476	80,220	94,369
Bahamas.....	3,294	14,103	156,818	144,642
Barbados.....	1,488,727	276,930	7,451,589	3,836,675
Jamaica.....	1,658,425	2,890,392	11,331,899	17,252,690
Leeward and Windward Islands.....	16,531	30,397	2,344,427	1,862,165
Trinidad and Tobago.....	656,182	1,591,526	6,836,464	8,779,227
Falkland Islands.....	-	-	-	-
Gibraltar.....	47	97	72	884
Hong Kong.....	501,548	406,667	4,009,522	3,997,170
Malta.....	3,543	3,845	28,467	30,929
Australia.....	1,890,689	1,169,717	11,887,329	11,996,883
Fiji.....	810,285	859,810	2,427,480	2,915,409
New Zealand.....	1,611,233	1,699,742	9,913,392	10,929,802
Other British Oceania.....	-	142,234	-	142,234
Total Commonwealth Countries.....	63,864,106	63,896,636	391,573,971	468,704,213
Foreign Countries				
Afghanistan.....	135	-	248	-
Albania.....	-	-	-	-
Arabia.....	704,710	2,468,572	4,928,107	11,165,695
Argentina.....	480,812	483,632	2,683,453	3,053,372
Austria.....	230,009	436,895	1,773,055	2,610,385
Belgium and Luxembourg.....	2,070,089	4,980,299	15,784,774	33,016,047
Belgian Congo.....	35,341	234,230	1,727,942	1,022,074
Bolivia.....	-	4,648	3,200	66,063
Brazil.....	3,433,459	2,718,782	18,237,487	22,121,340
Bulgaria.....	-	-	689	152
Burma.....	27	-	6,727	80
Chile.....	1,102	114,624	234,048	727,923
China (except Taiwan).....	195,537	185,080	2,206,648	5,190,912
Taiwan.....	200	17,455	85,078	89,985
Colombia.....	1,790,437	2,223,103	12,581,462	16,822,621
Costa Rica.....	617,130	526,108	4,108,551	2,117,218
Cuba.....	930,910	1,791,178	7,245,371	10,868,594
Czechoslovakia.....	271,295	539,392	1,762,811	3,337,513
Denmark.....	226,040	1,078,121	2,147,493	4,264,560
Greenland.....	1,666	1,419	8,984	7,834
Dominican Republic.....	56,047	56,960	1,322,434	1,028,352
Ecuador.....	489,278	353,120	3,895,599	2,917,198
Egypt.....	2,071	5,463	259,788	122,072
El Salvador.....	785	8,235	2,221,019	959,287
Estonia.....	385	-	1,967	-
Ethiopia.....	5,637	21,168	34,285	104,714
Finland.....	49,152	66,661	233,426	314,954
France.....	2,289,403	3,295,367	14,801,499	20,995,516
French Africa.....	451,231	259,481	2,144,899	1,602,465
Indo-China.....	-	1,299	32,168	13,404
French Guiana.....	-	-	25	-
French Oceania.....	-	200	-	200
French West Indies.....	-	-	57,790	20
Madagascar.....	329	3,315	12,920	27,658
St. Pierre and Miquelon.....	8,102	2,358	22,712	23,528

* See Foreign Countries from January 1, 1956.

Countries	Month of August		Eight Months ended August	
	1955	1956	1955	1956
	\$	\$	\$	\$
Foreign Countries - Concluded				
Germany, Federal Republic of	5,642,233	7,755,287	32,088,849	54,651,418
Germany, Eastern	79,171	111,548	332,971	377,794
Greece	14,538	12,281	162,948	146,024
Guatemala	429,040	85,760	3,819,707	2,253,312
Haiti	104,431	116,345	924,095	1,191,776
Honduras	188,773	1,167,855	1,115,987	4,517,504
Hungary	8,501	26,033	73,194	125,111
Iceland	391	1,683	6,707	5,759
Iran	18,117	6,383	1,018,842	928,364
Iraq	60	444,995	532,970	695,448
Ireland	11,336	25,142	197,389	300,169
Israel	82,635	101,060	764,888	1,147,014
Italy	1,555,149	1,687,151	10,115,539	13,808,857
Italian Africa	-	-	-	-
Japan	4,008,595	5,493,705	20,689,056	39,758,071
Jordan	457	708	1,238	1,214
Korea	110	619	221,325	8,045
Latvia	-	-	4,590	1,224
Lebanon	2,831,422	2,594,004	10,835,511	14,746,070
Liberia	-	32,070	-	311,078
Libya	-	-	2,913	236
Lithuania	-	-	-	1,095
Mexico	1,814,826	3,140,781	13,652,486	37,597,231
Morocco	12,190	15,968	107,839	104,064
Netherlands	1,790,119	2,043,172	11,736,785	14,849,836
Indonesia	54,024	118,342	859,589	785,602
Surinam	472,937	455,948	2,049,148	2,634,026
Netherlands Antilles	3,587,859	4,946,414	17,867,849	23,669,709
Nicaragua	569,010	100	1,122,411	596,856
Norway	208,787	355,695	1,472,511	1,818,249
Panama	893,991	358,982	5,850,397	6,289,439
Paraguay	23,557	19,621	158,662	117,364
Peru	65,024	612,401	479,388	1,856,216
Philippines	77,197	120,205	1,144,877	1,457,897
Poland	159,553	347,219	381,798	1,462,135
Portugal	173,084	133,889	1,129,272	1,328,101
Azores and Madeira	30,645	9,917	130,660	106,899
Portuguese East Africa	-	77,210	38,925	315,940
Portuguese West Africa	-	-	21,336	42,129
Portuguese Asia	-	-	-	-
Roumania	400	870	400	2,289
Spain	503,505	261,685	3,729,807	3,999,550
Canary Islands	-	4,071	18,950	18,271
Spanish Africa	-	-	15,857	400
Sudan *	-	-	-	55,173
Sweden	1,181,935	1,353,794	7,520,647	10,207,398
Switzerland	1,587,391	1,776,882	11,133,155	14,182,100
Syria	4,302	460	323,888	916,922
Thailand	5,988	42,065	510,973	640,396
Turkey	20,776	16,532	513,978	391,150
U.S.S.R. (Russia)	4,561	52,597	116,365	626,683
United States	301,691,273	329,682,550	2,225,319,490	2,788,602,990
Alaska	454,708	270,181	2,770,164	2,223,574
American Virgin Islands	-	-	181	-
Hawaii	409,903	701,035	2,032,449	3,293,588
Puerto Rico	136,258	38,864	608,859	589,119
United States Oceania	-	-	-	-
Uruguay	24,436	105,812	309,197	796,926
Venezuela	20,658,032	21,140,836	123,333,754	131,268,913
Yugoslavia	33,494	9,235	370,284	334,625
Total Foreign Countries	365,966,043	409,753,127	2,620,307,709	3,332,749,079
GRAND TOTAL	429,830,149	473,649,763	3,011,881,680	3,801,453,292

* See Commonwealth Countries prior to 1956.

**IMPORTS INTO CANADA FOR CONSUMPTION FROM ALL COUNTRIES, FROM THE UNITED KINGDOM
AND FROM THE UNITED STATES, BY MAIN GROUPS (EXCLUDING GOLD)**

Main Groups	Month of August		Eight Months ended August	
	1955	1956	1955	1956
	\$	\$	\$	\$
ALL COUNTRIES				
Agricultural and Vegetable Products (except Chemicals, Fibres and Wood)	45,264,395	49,836,184	356,724,255	398,607,506
Animals and Animal Products (except Chemicals and Fibres)	9,354,018	10,999,046	66,771,180	78,260,714
Fibres, Textiles and Textile Products	34,253,011	35,360,197	252,184,320	283,767,139
Wood, Wood Products and Paper	17,999,402	19,622,177	124,531,455	152,188,513
Iron and Its Products	137,485,356	162,204,751	1,044,521,674	1,516,029,785
Non-Ferrous Metals and Their Products	35,581,119	42,922,931	238,806,476	322,515,002
Non-Metallic Minerals and Their Products (except Chemicals)	70,873,781	80,410,575	410,398,614	492,434,731
Chemicals and Allied Products	22,620,365	22,404,625	165,102,850	195,753,601
Miscellaneous Commodities	56,398,702	49,889,277	352,840,856	361,896,301
Total	429,830,149	473,649,763	3,011,881,680	3,801,453,292
UNITED KINGDOM				
Agricultural and Vegetable Products (except Chemicals, Fibres and Wood)	2,656,985	2,622,065	16,726,849	17,772,456
Animals and Animal Products (except Chemicals and Fibres)	1,546,132	1,483,474	7,820,685	9,480,245
Fibres, Textiles and Textile Products	10,430,151	9,664,962	64,904,046	72,179,315
Wood, Wood Products and Paper	586,293	551,143	3,573,742	4,079,092
Iron and Its Products	12,038,805	12,658,462	75,358,916	111,432,318
Non-Ferrous Metals and Their Products	6,355,447	7,120,239	31,978,154	48,613,505
Non-Metallic Minerals and Their Products (except Chemicals)	4,213,945	3,251,067	20,002,764	23,222,966
Chemicals and Allied Products	2,361,316	1,924,910	14,309,040	14,964,547
Miscellaneous Commodities	5,208,503	3,524,299	27,114,113	25,716,504
Total	45,397,577	42,800,621	261,788,309	327,460,948
UNITED STATES				
Agricultural and Vegetable Products (except Chemicals, Fibres and Wood)	21,268,530	23,566,325	172,772,248	203,026,646
Animals and Animal Products (except Chemicals and Fibres)	4,728,279	5,870,545	41,370,448	46,251,771
Fibres, Textiles and Textile Products	15,224,074	16,125,429	131,586,774	118,121,655
Wood, Wood Products and Paper	15,887,940	17,651,110	112,704,110	137,720,956
Iron and Its Products	120,456,065	138,443,012	934,446,791	1,325,369,296
Non-Ferrous Metals and Their Products	22,845,345	27,488,913	175,787,583	226,682,400
Non-Metallic Minerals and Their Products (except Chemicals)	35,401,558	39,362,182	212,851,328	253,976,644
Chemicals and Allied Products	18,544,315	19,387,940	142,049,701	171,710,896
Miscellaneous Commodities	47,335,167	41,787,094	301,750,507	305,742,726
Total	301,691,273	329,682,550	2,225,319,490	2,788,602,990

IMPORTS INTO CANADA FOR CONSUMPTION

Articles and Countries from which Imported	MONTH OF AUGUST 1956		EIGHT MONTHS ENDED AUGUST 1956		Class Number
	Quantities	Values (\$)	Quantities	Values (\$)	
GROUP 1					
AGRICULTURAL PRODUCTS					
A MAINLY FOOD					
APPLES FRESH	236 NEW ZEAL 400 U STATES	LB	1249900	87571	1
		3442200	224952	30288797	1709184
		3442200	224952	31538697	1796755
APRICOTS QUINCES FRESH	312 CHILE 400 U STATES	LB	20978	4182	2
		1523905	95548	5360961	429959
		1523905	95548	5381939	434141
BANANAS	222 B HOND 314 COLOMBIA 315 C RICA 320 DOM REP 321 ECUADOR 337 GUATEMALA 338 HAITI 339 HONDURAS 361 PANAMA 400 U STATES	CWT	373 3034 707680 1811662 75125 2673514 752565 1604 4400345 6276806 2415	3034 707680 1811662 75125 2673514 752565 1604 4400345 6276806 2415	3
		146	1603	373	3034
		8894	61684	97546	707680
		47279	398953	210493	1811662
		8565	56960	11950	75125
		48464	307145	384159	2673514
		11034	82929	100370	752565
				203	1604
		158047	1153594	599533	4400345
		47877	358982	797379	6276806
		28	301	215	2415
		330334	2422151	2202221	16704750
CHERRIES FRESH	400 U STATES	LB	2684078	756266	4
		126012	16978	2684078	756266
		126012	16978	2684078	756266
CRANBERRIES FRESH	400 U STATES	LB	350667	46714	5
		120000	14166	350667	46714
		120000	14166	350667	46714
GRAPEFRUIT FRESH	100 U KINGDOM 224 JAMAICA 225 TRINIDAD 231 HONG KONG 339 HONDURAS 360 ISRAEL 400 U STATES	LB	80400 5135 64000 3640 96000 85500 3497	2629 335 4857 469 4623 3497	6
		96000	4623	96000	4623
		4293000	250664	98493665	3583366
		4389000	255287	98828340	3599776
GRAPES FRESH	207 UN SO AFR 304 ARGENTINA 312 CHILE 400 U STATES	LB	207998 57660 381263	23969 6870 85880	7
		13033605	1011053	39755192	3400531
		13033605	1011053	40402113	3517250
GUAVAS MANGOES PLANTAINS FRESH	352 MEXICO 400 U STATES				8
			680		420
			680		17031
			680		17451
LEMONS FRESH	344 ITALY 400 U STATES	LB	10000	678	9
		2492735	178816	21852266	1661625
		2492735	178816	21862266	1662303
LIMES FRESH	228 LEEW WIND 400 U STATES	LB	3000	192	10
		43723	4493	368606	59432
		43723	4493	371606	59624
MUSKMELONS CANTALOUPE FRESH	312 CHILE 352 MEXICO 400 U STATES	LB	167996 2347456 22617820	11198 181735 967668	11
		6905308	245676	22617820	967668
		6905308	245676	25133272	1160601
MELONS FRESH N O P	316 CUBA 352 MEXICO 400 U STATES	NO	388 715235	922 198921	12
		760967	199694	3373165	1193547
		762687	200013	4088788	1393390
ORANGES MANDARINES FRESH	100 U KINGDOM 207 UN SO AFR 225 TRINIDAD 231 HONG KONG 344 ITALY 347 JAPAN 352 MEXICO 360 ISRAEL 372 SPAIN 400 U STATES	CU FT	1285 1000 4148 915 2264 5414 28709 70394 52558	2524 2094 10258 1504 2980 11987 42521 123089 67541	13
		1000	2094	1285	2524
				1000	2094
				4148	10258
				915	1504
				2264	2980
				5414	11987
				28709	42521
				70394	123089
				52558	67541
		717890	1461258	7301148	16101133
		718890	1463352	7467835	16365631
PEACHES FRESH	312 CHILE 400 U STATES	LB	22973	3901	14
		13730854	793588	23082723	1487085
		13730854	793588	23105696	1490986
PEARS FRESH	304 ARGENTINA 400 U STATES	LB	208664	22047	15
		7065534	544283	11655345	952131
		7065534	544283	11864009	974178
PINEAPPLES FRESH	224 JAMAICA	LB	2050	188	16

IMPORTS INTO CANADA FOR CONSUMPTION

Articles and Countries from which Imported	MONTH OF AUGUST 1956		EIGHT MONTHS ENDED AUGUST 1956		Class Number
	Quantities	Values (\$)	Quantities	Values (\$)	
316 CUBA	43970	2851	11606482	534715	
352 MEXICO			106875	6446	
383 HAWAII	41801	3555	646685	49151	
384 P RICO	17934	1169	450012	23080	
400 U STATES			87692	4704	
	103705	7575	12899796	618284	
PLUMS OR PRUNES FRESH	LB				17
312 CHILE			46278	9047	
400 U STATES	6308172	487442	15065662	1300118	
	6308172	487442	15111940	1309165	
BERRIES FRESH N O P	LB				18
384 P RICO			500	55	
400 U STATES	178573	35806	353774	74883	
	178573	35806	354274	74938	
STRAWBERRIES FRESH	LB				19
400 U STATES	1303442	279303	14311185	2942238	
	1303442	279303	14311185	2942238	
FRESH FRUITS N O P					20
383 HAWAII				491	
400 U STATES		5744		95673	
		5744		96164	
APPLES DRIED	LB				31
400 U STATES	1675	423	379230	10459	
	1675	423	379230	10459	
APRICOTS NECTARINES DRIED	LB				32
234 AUSTRALIA			5000	2101	
372 SPAIN			55783	11468	
400 U STATES	36672	14627	333716	138912	
	36672	14627	394499	152481	
BANANAS DRIED	LB				33
309 BRAZIL	1390	1401	7080	7448	
400 U STATES			2540	2676	
	1390	1401	9620	10124	
CURRENTS DRIED	LB				34
234 AUSTRALIA	324800	46201	1418460	199874	
400 U STATES	2910	539	39841	7103	
	327710	46740	1458301	206977	
DATES	LB				36
100 U KINGDOM			770	58	
231 HONG KONG	1000	287	10912	2973	
313 CHINA			2240	305	
327 FRANCE			8100	2190	
342 IRAN			4834146	327195	
343 IRAQ			3378916	250103	
400 U STATES	1080	181	518084	100698	
	2080	468	8753168	683522	
FIGS DRIED AND FIG PASTE	LB				37
366 PORTUGAL			159267	19025	
379 TURKEY			240840	42300	
400 U STATES	31641	7051	1119776	177198	
	31641	7051	1519883	238523	
PEACHES DRIED	LB				38
234 AUSTRALIA			25375	4172	
400 U STATES	11095	3159	129946	40899	
	11095	3159	155321	45071	
PRUNES OR PLUMS DRIED UNPITTED	LB				39
231 HONG KONG			1284	354	
400 U STATES	843513	161628	7601180	1529064	
	843513	161628	7602464	1529418	
PEARS DRIED	LB				40
400 U STATES	2130	453	37518	11503	
	2130	453	37518	11503	
RAISINS	LB				41
207 UN SO AFR	100000	13935	134875	18537	
234 AUSTRALIA	2383500	349817	7889577	1172744	
372 SPAIN			3166	296	
400 U STATES	1588163	217932	9653798	1257652	
	4071663	581684	17681416	2449229	
FRUITS DRIED N O P	LB				42
231 HONG KONG	855	347	21857	9949	
347 JAPAN			420	248	
354 NETHRLNDS			800	132	
400 U STATES	32701	11976	249480	81847	
	33556	12323	272557	92176	
RASPBERRIES FROZEN 1LB OR LESS	LB				43
400 U STATES	3067	893	211250	47696	
	3067	893	211250	47696	
RASPBERRIES FROZEN OVER 1 LB	LB				44
354 NETHRLNDS	37499	9185	37499	9185	
400 U STATES	12040	3973	22240	6467	
	49539	13158	59739	15652	
STRAWBERRIES FROZN 1LB OR LESS	LB				45
400 U STATES	765790	184353	2730057	707605	
	765790	184353	2730057	707605	
STRAWBERRIES FROZEN OVER 1 LB	LB				46
352 MEXICO	65170	12189	605170	105114	
354 NETHRLNDS	20875	3579	256445	41418	
400 U STATES	526456	92675	1969259	371278	
	612501	108443	2830874	517810	
FRUITS N O P FROZN 1LB OR LESS	LB				47
400 U STATES	150000	34328	399339	91440	
	150000	34328	399339	91440	
FRUITS N O P FROZEN OVER 1 LB	LB				48
354 NETHRLNDS	18000	3965	18000	3965	
400 U STATES	670816	98574	1908762	269019	
	688816	102539	1926762	272984	

IMPORTS INTO CANADA FOR CONSUMPTION

Articles and Countries from which Imported	MONTH OF AUGUST 1956		EIGHT MONTHS ENDED AUGUST 1956		Class Number
	Quantities	Values (\$)	Quantities	Values (\$)	
APRICOTS CANNED					49
100 U KINGDOM	LB 3800	567	25845	3912	
207 UN SO AFR	19500	2581	147550	22272	
234 AUSTRALIA	23492	2975	99794	13323	
400 U STATES	1650963	266400	3295687	494634	
	1697755	272523	3568876	534141	
PEACHES CANNED					50
234 AUSTRALIA	LB 96593	12795	359992	48849	
400 U STATES	1117359	134277	5048227	644399	
	1213952	147072	5408219	693248	
CHERRIES SULPHURED OR IN BRINE					51
344 ITALY	LB 357122	45306	3454086	377492	
354 NETHRLNDS			45452	3630	
372 SPAIN			46296	4938	
	357122	45306	3545834	386060	
OLIVES SULPHURED OR IN BRINE					52
304 ARGENTINA	LB		208664	48140	
312 CHILE			2730	706	
328 FR AFRICA			144036	17975	
336 GREECE			193808	37850	
344 ITALY			445616	52003	
353 MOROCCO	4464	586	14464	2198	
366 PORTUGAL	4365	1901	208066	61901	
372 SPAIN	345526	62523	4114626	971543	
400 U STATES	98302	21683	1090925	262327	
	452657	86693	6422935	1454643	
LEMON ORANGE GRAPE FRUIT RINDS					53
100 U KINGDOM		185		362	
231 HONG KONG				1367	
316 CUBA		2252		11285	
338 HAITI				1815	
344 ITALY		13659		53288	
384 P RICO				25205	
400 U STATES		3181		13956	
		19277		107278	
PEARS IN CANS					55
234 AUSTRALIA	LB 82452	11452	312006	43561	
400 U STATES	283535	41906	1560879	237799	
	365987	53358	1872885	281360	
PINEAPPLE IN CANS					56
218 MALAYA	LB 142200	18208	432000	52766	
234 AUSTRALIA	509144	65627	1098158	150795	
316 CUBA	15750	1774	61125	6898	
352 MEXICO	1931337	207714	4548551	476954	
383 HAWAII	3323487	448826	15737331	2092175	
393 TAIWAN	72000	5370	535328	50716	
400 U STATES	29635	3641	177383	27566	
	6023553	751160	22589876	2857870	
FRUITS IN CANS N O P					57
100 U KINGDOM	LB 451	283	21584	3938	
231 HONG KONG	4010	917	8030	2110	
234 AUSTRALIA	170326	35408	170326	35408	
316 CUBA			9840	1793	
327 FRANCE			170	73	
335 GERMANY W	1875	655	5325	1051	
344 ITALY			10500	1275	
347 JAPAN	203278	24802	1424988	174954	
354 NETHRLNDS	109459	24408	206910	48354	
375 SWEDEN			4752	964	
383 HAWAII	1128	255	1728	420	
400 U STATES	450584	51390	2659816	309454	
	941111	138118	4523969	579794	
FRUITS NUTS PICKLED PRESERVED					60
100 U KINGDOM	GAL 128	638	3998	12903	
215 INDIA	795	1648	2173	4914	
223 BARBADOS	1200	552	2339	996	
224 JAMAICA			105	291	
228 LEEW WIND	239	121	239	121	
231 HONG KONG	257	590	5490	12659	
316 CUBA			46695	45406	
327 FRANCE	20	148	21223	20957	
336 GREECE	12	71	5630	6355	
344 ITALY	4637	2646	16618	14806	
347 JAPAN	11	71	262	597	
354 NETHRLNDS	1118	1871	6967	7751	
365 POLAND			3901	3198	
400 U STATES	1898	5991	18315	42098	
	10315	14347	133955	173052	
FRUIT PULP N O P					61
100 U KINGDOM	LB 183730	25874	201629	28130	
218 MALAYA			3937	342	
231 HONG KONG			1206	283	
234 AUSTRALIA	1968	281	96767	16231	
316 CUBA	121500	10786	385658	36036	
352 MEXICO	361253	32628	1021406	97688	
354 NETHRLNDS	381246	51470	968026	114687	
365 POLAND			2975	357	
372 SPAIN			72482	5977	
383 HAWAII	154659	18951	422714	49802	
400 U STATES	57597	8641	433723	54123	
	1261953	148631	3610523	403656	
JELLIES JAMS MARMALADES					62
100 U KINGDOM	LB 504154	88715	2853758	499015	
224 JAMAICA			32364	2264	
231 HONG KONG	2240	391	4260	804	
306 BELGIUM	650	199	1821	472	

IMPORTS INTO CANADA FOR CONSUMPTION

Articles and Countries from which Imported	MONTH OF AUGUST 1956		EIGHT MONTHS ENDED AUGUST 1956		Class Number
	Quantities	Values (\$)	Quantities	Values (\$)	
327 FRANCE			1018	333	
335 GERMANY W	1440	326	4403	756	
354 NETHRLNDS	2039	304	20930	3878	
359 NORWAY			1476	298	
365 POLAND	10560	1131	10560	1131	
375 SWEDEN			1050	211	
376 SWITZRLND	2274	939	3189	1199	
383 HAWAII	2565	788	6305	1953	
400 U STATES	21214	9388	266675	89005	
	547136	102181	3207809	601319	
GRAPEFRUIT ORANGE LEMON PULP	LB				63
224 JAMAICA	2135	136	45228	2939	
328 FR AFRICA			15555	1354	
347 JAPAN			6600	1026	
372 SPAIN	35029	1199	80150	3026	
400 U STATES	3080	206	54920	6936	
	40244	1541	202453	15281	
MIXED FRUITS IN CANS	LB				64
100 U KINGDOM			760	138	
400 U STATES	4411170	593755	18560124	2583438	
	4411170	593755	18560884	2583576	
ORANGE JUICE CONCENTRATED FROZ	GAL				65
400 U STATES	104895	328150	1497529	4449195	
	104895	328150	1497529	4449195	
FRUIT JUICE NOP CONCENTRD FROZ	GAL				66
383 HAWAII			11834	30098	
400 U STATES	32638	80828	365451	890570	
	32638	80828	377285	920668	
LEMON JUICE EXCEPT CONCENTRATD	GAL				68
100 U KINGDOM	433	661	1298	1957	
400 U STATES	25000	44655	169191	329485	
	25433	45316	170489	331442	
ORANGE JUICE EXCEPT CONCENTRTRD	GAL				69
100 U KINGDOM	113	165	617	869	
400 U STATES	607612	522158	4473280	3792074	
	607725	522323	4473897	3792943	
PECTIN	LB				70
100 U KINGDOM			95437	3390	
318 DENMARK			3301	4564	
376 SWITZRLND			2000	1990	
400 U STATES	12106	16778	106510	157431	
	12106	16778	207248	167375	
LEMON JUICE CONCENTRATED FRESH	GAL				71
100 U KINGDOM	141	858	366	2120	
344 ITALY			309	2207	
400 U STATES	8920	21685	93138	239783	
	9061	22543	93813	244110	
ORANGE JUICE CONCENTRATD FRESH	GAL				72
100 U KINGDOM			24	112	
344 ITALY			95	233	
352 MEXICO	2500	8456	2572	8706	
400 U STATES	11631	38325	98137	346111	
	14131	46781	100828	355162	
GRAPE JUICE OVER 1 GALLON	GAL				73
400 U STATES	634	2189	1847	8568	
	634	2189	1847	8568	
LIME JUICE NOT REFINED	GAL				74
224 JAMAICA	470	199	1033	440	
225 TRINIDAD			506	410	
228 LEEW WIND	5339	2887	14648	9143	
	5809	3086	16187	9993	
FRUIT JUICES SPIRIT FORTIFIED	GAL				75
400 U STATES			108	2473	
			108	2473	
BLENDED FRUIT JUICES	GAL				76
400 U STATES	187054	138776	1833852	1259716	
	187054	138776	1833852	1259716	
FRUIT JUICE NOP EXCEPT CONCENT	GAL				77
100 U KINGDOM	2412	3131	18549	33845	
234 AUSTRALIA			742	1803	
306 BELGIUM	139	351	231	657	
327 FRANCE			298	240	
335 GERMANY W			334	563	
354 NETHRLNDS			2868	10603	
383 HAWAII	1201	1101	2138	2691	
400 U STATES	15794	18971	135985	156832	
	19546	23554	161145	207234	
GRAPEFRUIT JUICE EXCEPT CONCEN	GAL				78
100 U KINGDOM			30	42	
224 JAMAICA			1800	1375	
225 TRINIDAD			12340	6858	
352 MEXICO	3946	2141	5146	2889	
400 U STATES	279347	174926	2486126	1347578	
	283293	177067	2505442	1358742	
PINEAPPLE JUICE EXCEPT CONCENT	GAL				79
234 AUSTRALIA	21130	13046	43075	27093	
352 MEXICO	15065	9308	23349	14210	
383 HAWAII	348060	211403	1277050	777066	
400 U STATES			13150	8238	
	384255	233757	1356624	826607	
FRUIT SYRUPS CONC JUICES N O P	GAL				80
100 U KINGDOM	148	1689	3678	9801	
234 AUSTRALIA			293	3066	
327 FRANCE	658	1915	34052	44018	
335 GERMANY W			252	1120	
354 NETHRLNDS	75	259	1249	3878	

IMPORTS INTO CANADA FOR CONSUMPTION

Articles and Countries from which Imported	MONTH OF AUGUST 1956		EIGHT MONTHS ENDED AUGUST 1956		Class Number
	Quantities	Values (\$)	Quantities	Values (\$)	
365 POLAND	607	929	607	929	81
376 SWITZRLND	44	183	44	183	
383 HAWAII	30	141	610	1314	
400 U STATES	13587	41717	138952	432681	
COCOANUTS	15149	46833	179737	497010	
	NO				
316 CUBA			30828	1770	81
339 HONDURAS	750	55	41110	2995	
361 PANAMA			10000	852	
384 P RICO	12350	689	430290	24636	
400 U STATES	2750	236	125595	7741	
COCOANUT DESICCATED	15850	980	637823	37994	
	LB				
100 U KINGDOM	35000	5015	94800	9689	83
215 INDIA	29900	2337	202600	16132	
217 CEYLON	1041280	90996	4886760	404632	
364 PHIL	38500	4905	350900	47937	
383 HAWAII	300	301	1890	1831	
400 U STATES	140975	31398	1619334	444639	
	1285955	134952	7156284	924860	
COPRA NOT PREPARED	2240000	142234	2240000	142234	
237 B OCEANIA			13440000	824893	84
364 PHIL				967127	
ALMONDS NOT SHELLLED	2240000	142234	15680000	967127	
	LB				
BRAZIL NUTS NOT SHELLLED	LB				
100 U KINGDOM			26880	6248	92
308 BOLIVIA			21041	1966	
309 BRAZIL			580800	91973	
FILBERTS HAZEL NOT SHELLLED	LB		628721	100187	
344 ITALY	325711	75209	559108	126856	93
400 U STATES			74538	22850	
PEANUTS GREEN SHELLLED OR NOT	325711	75209	633646	149706	
	LB				
100 U KINGDOM			19861	1842	94
203 B E AFR			107830	9263	
207 UN SO AFR	693500	72364	2247500	232407	
215 INDIA			7206550	652846	
231 HONG KONG			4488735	499459	
309 BRAZIL			1110582	107453	
313 CHINA	459200	43244	15309870	1705600	
335 GERMANY W			729182	79576	
352 MEXICO	3300567	317710	19516296	1894075	
354 NETHRLNDS	265244	27270	709703	75985	
372 SPAIN	*	3528	282312	30170	
376 SWITZRLND	60693	9074	60693	9074	
400 U STATES	573210	53668	714528	64846	
	5353114	526858	52503642	5362596	
PECANS NOT SHELLLED	LB				
WALNUTS NOT SHELLLED	LB				
313 CHINA			500560	54679	96
344 ITALY			41313	9217	
400 U STATES			52475	20527	
OTHER NUTS NOT SHELLLED	LB		594348	84423	
231 HONG KONG	600	145	3530	700	97
344 ITALY			810	60	
400 U STATES	12463	9716	100305	58022	
ALMONDS SHELLLED	13063	9861	104645	58782	
	LB				
100 U KINGDOM			280	375	101
231 HONG KONG			130	291	
342 IRAN			220	212	
344 ITALY			36052	38604	
366 PORTUGAL			90921	85189	
372 SPAIN	33069	30000	710862	565190	
400 U STATES	106920	112220	298584	304207	
	139989	142220	1137049	994068	
PEANUTS N O P	LB				
100 U KINGDOM			450	202	102
218 MALAYA			5040	1317	
231 HONG KONG	814	243	10032	3017	
313 CHINA			56400	7704	
352 MEXICO			127600	13541	
376 SWITZRLND			100000	14700	
400 U STATES	6606	2143	83916	33534	
WALNUTS SHELLLED	7420	2386	383438	74015	
	LB				
100 U KINGDOM	38307	14644	80932	33347	103
215 INDIA			77488	35105	
231 HONG KONG			149820	50213	
313 CHINA	53130	14629	6916470	2452081	
327 FRANCE			54382	34526	
342 IRAN			88688	42840	
344 ITALY	76610	15659	698653	258110	
366 PORTUGAL			4722	1134	
372 SPAIN			12128	4655	
400 U STATES			107325	53804	
	168047	44932	8190608	2965815	
OTHER NUTS SHELLLED	LB				
100 U KINGDOM			900	534	104
231 HONG KONG			6751	1396	
344 ITALY	2205	1290	7710	3643	

*Amending month of July, 1956, as to value only.

IMPORTS INTO CANADA FOR CONSUMPTION

Articles and Countries from which Imported	MONTH OF AUGUST 1956		EIGHT MONTHS ENDED AUGUST 1956		Class Number
	Quantities	Values (\$)	Quantities	Values (\$)	
400 U STATES	1 0865	7 554	8 5720	5 6603	
BRAZIL NUTS SHELLED	1 3070	8 844	10 1081	6 2176	
100 U KINGDOM	LB				105
308 BOLIVIA	9900	4 648	11 0352	6 3141	
309 BRAZIL	5 4412	2 6404	22 7798	12 0157	
CASHEW NUTS SHELLED	6 4312	3 1052	33 9272	18 4079	
100 U KINGDOM	LB				106
203 B E AFR			630	438	
215 INDIA	8 7750	3 7973	23 700	9 897	
400 U STATES	2 7730	1 4332	13 48650	6 16940	
PECANS SHELLED	1 15480	5 2305	12 1566	6 7090	
352 MEXICO	LB		149 4546	69 4365	107
400 U STATES	5 5493	6 4519	6200	6392	
FILBERTS SHELLED	5 5493	6 4519	29 4830	34 7840	
335 GERMANY W	LB		30 1030	35 4232	108
344 ITALY					
354 NETHRLNDS			19821	10 732	
372 SPAIN			160700	10 3998	
376 SWITZRLND			71952	4 3018	
379 TURKEY			5666	4241	
400 U STATES			46209	28 408	
ASPARAGUS FRESH			16 4250	10 9549	
400 U STATES			19 3113	13 0651	
BEANS GREEN FRESH			661 711	430 597	111
231 HONG KONG	LB				
352 MEXICO			476 4845	636 292	
400 U STATES			476 4845	636 292	
BEETS FRESH EXCEPT SUGAR BEETS					112
400 U STATES			2300	167	
CABBAGE FRESH			3890	1009	
400 U STATES	4 50041	28 267	7 004375	68 6684	
CARROTS FRESH	4 50041	28 267	70 10565	68 7860	
CAULIFLOWER FRESH	LB				114
400 U STATES	6 350	197	40 74800	13 5787	
CELERY FRESH	6 350	197	40 74800	13 5787	
CUCUMBERS FRESH					115
316 CUBA			99 773	2 778	
352 MEXICO			2 778	7 260 4772	
400 U STATES			99 773	2 778	
LETTUCE FRESH			7 260 4772	16 55551	116
MUSHROOMS TRUFFLES FRESH					117
231 HONG KONG	LB				
327 FRANCE	1 155865	32 315	7 520 5163	2 253 118	
335 GERMANY W	1 155865	32 315	7 520 5163	2 253 118	
347 JAPAN					118
365 POLAND					
400 U STATES	14 6493	8 112	17 700 499	8 34905	
ONIONS FRESH	14 6493	8 112	17 700 499	8 34905	
100 U KINGDOM	LB				119
236 NEW ZEAL			209 4775	14 5863	
312 CHILE			209 4775	14 5863	
322 EGYPT					120
327 FRANCE					
344 ITALY					
352 MEXICO					
354 NETHRLNDS					
372 SPAIN					
400 U STATES					
PEAS GREEN FRESH					121
352 MEXICO					
400 U STATES					
POTATOES SWEET AND YAMS FRESH					122
231 HONG KONG					
383 HAWAII					
400 U STATES					
POTATOES FRESH EXCEPT SEED					123
316 CUBA					
400 U STATES					
SPINACH FRESH					124
400 U STATES					
TOMATOES FRESH					125
224 JAMAICA					
227 BAHAMAS					

IMPORTS INTO CANADA FOR CONSUMPTION

Articles and Countries from which Imported		MONTH OF AUGUST 1956		EIGHT MONTHS ENDED AUGUST 1956		Class Number
		Quantities	Values (\$)	Quantities	Values (\$)	
316	CUBA			41369	8668	
352	MEXICO			25032419	1752700	
372	SPAIN			15432	1000	
400	U STATES	4066441	324454	71638697	6189361	
		4066441	324454	97419458	8024178	
VEGETABLES FRESH	N O P	LB				128
231	HONG KONG	12200	1124	156407	15786	
304	ARGENTINA			1509	311	
306	BELGIUM			469	190	
312	CHILE			44394	5902	
316	CUBA			9182	711	
344	ITALY	59919	6122	76415	7548	
352	MEXICO			69249	10070	
400	U STATES	2293663	116545	41137112	2857032	
		2365782	123791	41494737	2897552	
VEGETABLES FROZEN	1LB OR LESS	LB				129
400	U STATES	2705738	503652	10417710	1927408	
		2705738	503652	10417710	1927408	
VEGETABLES FROZEN	OVER 1 LB	LB				130
400	U STATES	438986	70577	3415861	554005	
		438986	70577	3415861	554005	
MUSTARD LIQUID						131
100	U KINGDOM				76	
306	BELGIUM		100		281	
327	FRANCE		184		3784	
335	GERMANY W		95		3912	
354	NETHRLNDS				311	
400	U STATES		862		9381	
			1241		17745	
PASTE HASH VEGETABLE	MEAT FISH	LB				132
100	U KINGDOM	54540	13721	802879	191028	
231	HONG KONG			1862	1059	
234	AUSTRALIA			48000	9400	
318	DENMARK	420	235	7911	5087	
327	FRANCE	1136	1150	12188	11509	
335	GERMANY W			563	240	
344	ITALY			10698	4772	
347	JAPAN			3422	734	
354	NETHRLNDS	561	153	15397	1857	
359	NORWAY	1476	215	6202	1087	
366	PORTUGAL	590	210	590	210	
376	SWITZRLNO			90	90	
388	YUGO SLAV		895	5433	2417	
389	IRELAND			19200	3314	
400	U STATES	80146	21210	518441	148535	
		141106	37789	1452876	381339	
POTATOES DRIED		LB				133
100	U KINGDOM	2000	419	142244	36763	
354	NETHRLNDS			22016	5515	
400	U STATES	1476	726	92219	23562	
		3476	1145	256479	65840	
VEGETABLES DRIED	N O P	LB				134
100	U KINGDOM			747	97	
231	HONG KONG	2290	859	40447	15170	
322	EGYPT	8960	2068	114506	21747	
327	FRANCE	1200	480	2264	998	
335	GERMANY W			2324	1174	
344	ITALY			7815	1528	
347	JAPAN	100	113	5476	2035	
354	NETHRLNDS			9684	5268	
400	U STATES	184931	52211	1504555	427624	
		197481	55731	1687818	475641	
TOMATO JUICE CONCENTRATED		LB				136
400	U STATES			11875	1410	
				11875	1410	
TOMATOES CANNED		LB				137
100	U KINGDOM			568	57	
227	BAHAMAS			206000	16800	
344	ITALY	10330	758	903395	68489	
352	MEXICO	105375	8127	363820	27501	
372	SPAIN			474980	31068	
400	U STATES	320951	32972	4057506	337686	
		436656	41857	6006269	481601	
TOMATO PASTE CANNED		LB				138
327	FRANCE			701825	74197	
344	ITALY	58048	8981	1769727	240723	
366	PORTUGAL			122136	14671	
372	SPAIN			1753	183	
400	U STATES	189355	26355	1444148	215363	
		247403	35336	4039589	545137	
TOMATO PULP AND PUREE CANNED		LB				139
344	ITALY			21600	2412	
354	NETHRLNDS	628	112	628	112	
372	SPAIN			213000	17986	
400	U STATES	29673	2079	209600	17243	
		30301	2191	444828	37753	
TOMATO JUICE EXCEPT CONCENTRTD		LB				140
400	U STATES	294968	18843	14826798	1040140	
		294968	18843	14826798	1040140	
ASPARACUS IN CANS		LB				141
306	BELGIUM			678	237	
400	U STATES	170426	43733	1272049	228457	
		170426	43733	1272727	228694	
CORN IN CANS		LB				143
400	U STATES	347358	49335	2363725	301022	
		347358	49335	2363725	301022	

IMPORTS INTO CANADA FOR CONSUMPTION

Articles and Countries from which Imported	MONTH OF AUGUST 1956		EIGHT MONTHS ENDED AUGUST 1956		Class Number
	Quantities	Values (\$)	Quantities	Values (\$)	
MUSHROOMS AND TRUFFLES IN CANS	LB				144
100 U KINGDOM	79	60	778	578	
231 HONG KONG	40	234	648	1113	
317 CZECHOS			1982	3490	
327 FRANCE	3750	1226	100633	29737	
335 GERMANY W	600	291	1260	693	
344 ITALY			269	99	
347 JAPAN	525	474	2761	3538	
376 SWITZRLND			1125	673	
400 U STATES			42171	27832	
	4994	2285	151627	67753	
PEAS IN CANS	LB				145
306 BELGIUM			8010	1395	
327 FRANCE	509	144	7187	1327	
400 U STATES	145150	17448	657000	71524	
	145659	17592	672197	74246	
VEGETABLE JUICE N O P CANNED	LB				146
400 U STATES	9118	1575	59595	7763	
	9118	1575	59595	7763	
VEGETABLES N O P IN CANS	LB				147
100 U KINGDOM	460	138	2743	560	
231 HONG KONG	9237	1698	69496	14577	
306 BELGIUM	827	115	9969	1789	
322 EGYPT			4480	895	
327 FRANCE	724	134	8295	1814	
335 GERMANY W	6479	784	49773	6628	
344 ITALY			8640	1649	
347 JAPAN	2479	686	48050	8117	
354 NETHRLNDS	19115	2047	67976	6946	
372 SPAIN			2100	325	
383 HAWAII			240	76	
393 TAIWAN			22800	4998	
400 U STATES	417839	38443	3373524	315103	
	457160	44045	3668086	363477	
PIMENTOS IN CANS	LB				148
344 ITALY			58500	15885	
372 SPAIN			80023	9048	
400 U STATES	59350	10737	186400	38834	
	59350	10737	324923	63767	
BEANS GREEN OR WAX CANNED	LB				149
306 BELGIUM			2181	437	
354 NETHRLNDS			1853	156	
400 U STATES			223553	17913	
			227587	18506	
BEANS BAKED CANNED	LB				150
100 U KINGDOM	48000	4413	93000	8774	
354 NETHRLNDS			6070	763	
400 U STATES	404588	36006	2445855	217282	
	452588	40419	2544925	226819	
PICKLES	GAL				152
100 U KINGDOM	1202	4324	15160	44510	
215 INDIA	110	212	227	457	
227 BAHAMAS			3060	1801	
231 HONG KONG	888	1212	12131	14852	
234 AUSTRALIA			45	218	
306 BELGIUM	150	255	150	255	
318 DENMARK			41	139	
327 FRANCE			65	213	
335 GERMANY W	655	858	3521	4744	
336 GREECE	133	492	1047	1953	
344 ITALY	1000	1075	28714	45244	
347 JAPAN	343	1079	5174	10763	
354 NETHRLNDS	7750	7727	102558	106949	
365 POLAND			176	461	
372 SPAIN	3289	2925	64564	52420	
400 U STATES	99946	93673	495535	579608	
	115466	113832	732168	864587	
SAUCES N O P AND CATSUPS	GAL				153
100 U KINGDOM	214	688	4323	10653	
224 JAMAICA			51	276	
231 HONG KONG	1542	2194	11697	21238	
327 FRANCE			45	65	
335 GERMANY W	90	93	441	1116	
347 JAPAN	28	103	613	849	
354 NETHRLNDS	250	626	10142	14884	
400 U STATES	28182	48512	356193	601212	
	30306	52216	383505	650293	
SAUCES SOY	GAL				155
231 HONG KONG	4342	3256	26725	21606	
347 JAPAN	413	1613	10479	15411	
400 U STATES	1216	1314	18718	15041	
	5971	6183	55922	52058	
BARLEY BUCKWHEAT AND RYE	BUSH				161
375 SWEDEN			1385	2936	
400 U STATES	70	103	1051	2060	
	70	103	2436	4996	
BEANS SOYA	BUSH				162
231 HONG KONG			76	390	
400 U STATES	422955	1106063	3279734	9342119	
	422955	1106063	3279810	9342509	
BEANS N O P	LB				163
100 U KINGDOM	530	64	471365	35067	
203 B E AFR	280000	17946	1060157	72253	
205 RHOD NYAS			113485	6784	
231 HONG KONG	38100	3481	416900	40660	
304 ARGENTINA			13139	808	

IMPORTS INTO CANADA FOR CONSUMPTION

Articles and Countries from which Imported		MONTH OF AUGUST 1956		EIGHT MONTHS ENDED AUGUST 1956		Class Number
		Quantities	Values (\$)	Quantities	Values (\$)	
306	BELGIUM	2701	448	81850	5928	
312	CHILE			185311	13818	
327	FRANCE	218	50	218	50	
340	HUNGARY	43210	3012	43210	3012	
344	ITALY			72631	6898	
347	JAPAN			13070	1769	
354	NETHRLNDS	1576	214	158281	9860	
363	PERU	6000	573	14000	1601	
400	U STATES	187932	15312	3045430	385747	
		560267	41100	5689047	584255	
INDIAN CORN		BUSH				167
400	U STATES	208431	340264	1655178	2926142	
OATS		BUSH				168
400	U STATES			15273	36596	
PEAS SPLIT				15273	36596	
		LB				169
100	U KINGDOM			69784	4493	
234	AUSTRALIA			70399	3027	
312	CHILE			2205	244	
354	NETHRLNDS			117314	7097	
391	LEBANON			22269	1353	
392	SYRIA			21529	1476	
400	U STATES	38700	3385	227521	23373	
PEAS N O P				38700	3385	
		LB				170
100	U KINGDOM			271756	34572	
234	AUSTRALIA			336988	17936	
236	NEW ZEAL			59685	3041	
328	FR AFRICA			33069	2608	
352	MEXICO			66000	9174	
353	MOROCCO			5512	418	
354	NETHRLNDS	634	73	576587	33381	
400	U STATES	6700	647	4862699	479974	
		7334	720	6212296	581104	
RICE UNCLEANNED UNHULLED PADDOY		CWT				171
215	INDIA			20597	109201	
304	ARGENTINA	31593	171010	64637	323660	
306	BELGIUM	6614	24387	13229	48789	
322	EGYPT			550	2944	
344	ITALY			16535	99750	
356	SURINAM			13807	60431	
371	THAILAND			22180	127511	
400	U STATES			90625	223932	
		38207	195397	242160	996218	
RICE CLEANED		CWT				172
100	U KINGDOM	6	76	12	132	
215	INDIA			19514	103502	
221	B GUIANA			10	63	
231	HONG KONG			590	5214	
234	AUSTRALIA			57457	234232	
304	ARGENTINA			55212	164157	
344	ITALY	374	4107	814	9512	
347	JAPAN			36	363	
354	NETHRLNDS	50	333	1325	10745	
356	SURINAM			1764	6087	
371	THAILAND	210	1538	560	4112	
386	URUGUAY			48424	143814	
400	U STATES	26755	242872	146071	1359875	
		27395	248926	331789	2041808	
WHEAT		BUSH				174
400	U STATES			285	840	
BARLEY POT PEARL ROAST GROUND				285	840	
		LB				181
100	U KINGDOM			9576	2403	
400	U STATES			4080	526	
				13656	2929	
BRAN AND MILL FEED		CWT				182
100	U KINGDOM			128	613	
400	U STATES	20379	36993	203145	401514	
		20379	36993	203273	402127	
BUCKWHEAT MEAL OR FLOUR		CWT				183
CORN MEAL		BRL				184
400	U STATES	223	1608	6072	40554	
		223	1608	6072	40554	
HOMINY CRACKED OR DRIED CORN		CWT				185
400	U STATES	8093	30180	95599	344871	
		8093	30180	95599	344871	
MALT FLOUR		LB				187
400	U STATES	110000	8122	418100	31234	
		110000	8122	418100	31234	
DATMEAL AND ROLLED OATS		LB				188
100	U KINGDOM	960	196	2640	535	
400	U STATES			6500	780	
		960	196	9140	1315	
RICE STARCH FLOUR MEAL FEED		LB				189
100	U KINGDOM	10000	775	10000	775	
231	HONG KONG	2900	392	30540	4998	
335	GERMANY W			72600	6098	
347	JAPAN	988	226	2226	523	
354	NETHRLNDS	1801	271	1801	271	
400	U STATES	1730	284	504410	47589	
		17419	1948	621577	60254	
RYE FLOUR		BRL				191
400	U STATES	255	1650	287	2434	
		255	1650	287	2434	

IMPORTS INTO CANADA FOR CONSUMPTION

Articles and Countries from which Imported	MONTH OF AUGUST 1956		EIGHT MONTHS ENDED AUGUST 1956		Class Number
	Quantities	Values (\$)	Quantities	Values (\$)	
SAGO AND CASSAVA FLOUR EDIBLE	LB				192
218 MALAYA			9893	523	
231 HONG KONG	1000	154	5780	900	
309 BRAZIL	59118	3494	82281	4840	
400 U STATES	2550	374	75109	8413	
	62668	4022	173063	14676	
SEMOLINA	CWT				193
WHEAT FLOUR	CWT				194
100 U KINGDOM			29	145	
400 U STATES	400	2316	4493	29509	
	400	2316	4522	29654	
BISCUITS AND BREAD DIETARY					201
100 U KINGDOM				23324	
327 FRANCE				1738	
335 GERMANY W				546	
400 U STATES		785		17776	
		785		43384	
BISCUITS NOT SWEETENED N O P	LB				203
100 U KINGDOM	30093	10500	249959	90364	
231 HONG KONG			540	314	
306 BELGIUM	3313	995	3733	1512	
318 DENMARK	1323	261	11953	2491	
326 FINLAND			1488	375	
335 GERMANY W	1173	483	7247	1289	
344 ITALY	852	241	852	241	
347 JAPAN	1968	714	31858	12032	
354 NETHRLNDS	7132	1636	54442	12398	
359 NORWAY	6994	932	42062	6460	
375 SWEDEN	38141	7529	243822	44064	
400 U STATES	154106	49329	1296799	399216	
	245095	72620	1944755	570756	
BISCUITS SWEETENED N O P	LB				204
100 U KINGDOM	443442	174973	3445108	1316337	
231 HONG KONG			3334	1528	
305 AUSTRIA	594	324	6823	2491	
306 BELGIUM	7564	1647	102229	33045	
317 CZECHO S			3125	1372	
318 DENMARK	3603	853	25172	5626	
327 FRANCE	3876	742	10604	3927	
335 GERMANY W	8063	4136	17864	7537	
344 ITALY			6408	2026	
347 JAPAN	100	81	595	323	
354 NETHRLNDS	18606	5457	78969	20471	
376 SWITZRLND			3150	1920	
400 U STATES	181563	49066	1413759	356127	
	667411	237279	5117140	1752730	
BREAD PASSOVER MATZO PRODUCTS					205
400 U STATES				239025	
				239025	
CEREAL FOODS 25 POUNDS OR LESS	LB				206
100 U KINGDOM	44175	5152	131269	15911	
231 HONG KONG	310	112	4554	1684	
327 FRANCE			529	104	
335 GERMANY W	1922	316	27458	4100	
344 ITALY	395	109	395	109	
354 NETHRLNDS	1704	278	25219	3475	
359 NORWAY			2976	411	
400 U STATES	132306	28144	753203	176132	
	180812	34111	945603	201926	
CEREAL FOODS PREPARED N O P					207
100 U KINGDOM		172		9421	
234 AUSTRALIA		249		249	
236 NEW ZEAL				187	
304 ARGENTINA				8250	
327 FRANCE				385	
335 GERMANY W		1384		3482	
347 JAPAN		140		398	
400 U STATES		59068		606273	
		61013		628645	
MACARONI AND VERMICELLI	LB				208
231 HONG KONG	3080	660	32066	7537	
327 FRANCE			1045	177	
344 ITALY			33012	4014	
347 JAPAN	531	60	4031	547	
354 NETHRLNDS			13160	1294	
400 U STATES	125628	19355	928008	150708	
	129239	20075	1011322	164277	
MILK FOODS N O P					209
100 U KINGDOM		699		2332	
335 GERMANY W				1709	
359 NORWAY				3566	
375 SWEDEN				1160	
400 U STATES		18447		140237	
		19146		149004	
ARROWROOT	LB				221
228 LEEW WIND	102200	10369	224500	22637	
231 HONG KONG			380	130	
400 U STATES	4000	808	30000	5257	
	106200	11177	254880	28024	
MALT WHOLE CRUSHED OR GROUND	LB				224
400 U STATES			276000	12251	
			276000	12251	
SAGO AND TAPIOCA	LB				225
218 MALAYA	11200	793	90120	5762	
309 BRAZIL	6000	754	53480	5842	

IMPORTS INTO CANADA FOR CONSUMPTION

17

Articles and Countries from which Imported	MONTH OF AUGUST 1956		EIGHT MONTHS ENDED AUGUST 1956		Class Number
	Quantities	Values (\$)	Quantities	Values (\$)	
327 FRANCE			132	66	
335 GERMANY W			282	63	
355 INDONESIA			110805	11920	
400 U STATES	128265	18341	638065	94167	
ALL OTHER BREADSTUFFS N O P	145465	19888	892884	117820	
231 HONG KONG				1366	226
400 U STATES		8557		39130	
COCOANUT OIL N O P EDIBLE		8557		40496	
100 U KINGDOM	CWT 58	994	745	11399	231
217 CEYLON			6	55	
354 NETHRLNDS			83	1268	
389 IRELAND	11	197	117	2050	
400 U STATES	17	411	745	12745	
COTTON SEED OIL N O P EDIBLE	86	1602	1696	27517	
400 U STATES	CWT 369	6089	6035	107459	233
OLIVE OIL N O P EDIBLE	369	6089	6035	107459	
327 FRANCE	CWT 6	409	203	8709	234
336 GREECE	4	80	49	1580	
344 ITALY			4888	151647	
372 SPAIN	634	17776	6259	225423	
400 U STATES	52	1931	1801	77112	
PEANUT OIL N O P EDIBLE	696	20196	13200	464471	
231 HONG KONG	CWT 21	447	533	11863	235
400 U STATES	54	1570	1023	24979	
SOYA BEAN OIL N O P EDIBLE	75	2017	1556	36842	
100 U KINGDOM	CWT 44		44	857	236
400 U STATES	16161	233249	132502	1949545	
CHOCOLATES IN RETAIL PACKAGES	16161	233249	132546	1950402	
100 U KINGDOM	LB 114771	55239	1036640	488347	239
318 DENMARK			2948	1158	
335 GERMANY W			26498	15046	
344 ITALY			2135	1924	
354 NETHRLNDS			26643	11544	
360 ISRAEL			20979	8193	
375 SWEDEN			1091	372	
376 SWITZRLND			19904	14540	
389 IRELAND			5756	2221	
400 U STATES	2370	1107	157679	64295	
CONFECTIONERY CHOCOLATE N O P	117141	56346	1300273	607640	
100 U KINGDOM	LB 189302	68920	1638903	642558	240
305 AUSTRIA			2413	1947	
306 BELGIUM	2780	916	26818	9193	
317 CZECHOS			8697	6907	
318 DENMARK			4717	1563	
327 FRANCE			95275	27835	
335 GERMANY W	3734	1628	174653	76848	
344 ITALY			1456	2006	
354 NETHRLNDS	11965	5047	121102	50872	
359 NORWAY			441	189	
360 ISRAEL	2928	848	6961	2446	
375 SWEDEN	1138	388	2262	763	
376 SWITZRLND	5893	3762	26053	15966	
389 IRELAND			12570	5333	
400 U STATES	84726	24084	543379	157787	
OTHER CONFECTIONS SWEETENED	302466	105593	2665700	1002213	
100 U KINGDOM	LB 59949	20502	220627	64811	242
231 HONG KONG	530	219	7947	1736	
305 AUSTRIA			463	186	
306 BELGIUM			7568	1298	
318 DENMARK			16965	6522	
327 FRANCE	250	448	9098	2589	
335 GERMANY W	819	329	10906	6919	
344 ITALY			5973	3579	
354 NETHRLNDS	9604	1260	110114	14762	
400 U STATES	128972	31027	1649750	471405	
FRUITS PEELS CANDIED	200124	53785	2039411	573807	
100 U KINGDOM	LB 28000	3530	1257	448	243
207 UN SO AFR			29400	3704	
231 HONG KONG			2080	655	
234 AUSTRALIA	24080	2702	28616	3430	
327 FRANCE	47750	9078	251853	49520	
335 GERMANY W	356	89	356	89	
344 ITALY	49010	9295	171563	32010	
354 NETHRLNDS			1152	128	
366 PORTUGAL			110	61	
400 U STATES	5588	918	97857	37489	
GINGER PRESERVED	154784	25612	584244	127534	
100 U KINGDOM	LB 24521	3381	906	486	244
231 HONG KONG			147870	22038	
347 JAPAN			1000	253	
SUGAR CANDY CONFECTIONERY N O P	24521	3381	149776	22777	
100 U KINGDOM	LB 893060	184983	7204855	1463550	246
223 BARBADOS	5050	704	13073	2222	
224 JAMAICA			2383	315	

IMPORTS INTO CANADA FOR CONSUMPTION

Articles and Countries from which Imported	MONTH OF AUGUST 1956		EIGHT MONTHS ENDED AUGUST 1956		Class Number
	Quantities	Values (\$)	Quantities	Values (\$)	
231 HONG KONG	722	292	20409	6742	
234 AUSTRALIA			672	109	
305 AUSTRIA	2978	774	11210	4204	
306 BELGIUM	480	97	7177	1688	
316 CUBA	38600	4186	48960	6058	
318 DENMARK	15262	3528	100801	28549	
326 FINLAND			3086	1165	
327 FRANCE	1106	891	29135	8536	
335 GERMANY W	7641	2153	195126	60246	
336 GREECE	3040	833	3215	887	
344 ITALY	540	128	25975	15327	
347 JAPAN			2738	922	
354 NETHRLNOS	87845	19995	393130	84373	
360 ISRAEL			22760	5231	
365 POLAND			71290	7334	
376 SWITZRLND			2818	970	
384 PRICO	3000	621	7500	1651	
389 IRELAND			6000	1644	
400 U STATES	140306	60875	2596890	708414	
BUBBLE GUM	1199630	280060	10769203	2410137	
	LB				247
100 U KINGDOM	5961	1917	21857	6617	
318 DENMARK	13257	1616	25236	5085	
354 NETHRLNOS			453	408	
389 IRELAND			17690	5211	
400 U STATES	94529	23272	457113	118674	
CHEWING GUM N O P	113747	26805	522349	135995	
	LB				249
100 U KINGDOM			7292	1722	
318 DENMARK			3988	1998	
354 NETHRLNDS			3273	1308	
400 U STATES	31231	7837	161770	41940	
GLUCOSE AND SYRUP CORN SYRUP	31231	7837	176323	46968	
	CWT				251
100 U KINGDOM			455	2935	
354 NETHRLNDS	13	141	94	1092	
400 U STATES	15934	128991	82783	648389	
MOLASSES OF CANE	15947	129132	83323	652416	
	GAL				252
NOP					
100 U KINGDOM			1517920	194484	
225 TRINIDAD			244640	300434	
228 LEEW WIND	2366	106	2366	106	
383 HAWAII			30943	5674	
384 PRICO			705860	72055	
400 U STATES	74103	13929	1457060	287976	
LIQUID OR INVERT SUGAR	76469	14035	6158789	860729	
	CWT				254
100 U KINGDOM	67	402	196	1162	
400 U STATES	166	1505	419	3600	
MOLASSES FOR HUMAN CONSUMPTION	233	1907	615	4762	
	GAL				255
100 U KINGDOM	180	125	360	251	
223 BARBADOS	36760	22310	1603690	948589	
316 CUBA	250235	84297	250235	84297	
400 U STATES	8797	6550	45180	36354	
SYRUPS OF CANE OR BEET NOP	295972	113282	1899465	1069491	
	GAL				256
100 U KINGDOM	1948	2189	18144	20103	
354 NETHRLNOS			231	327	
400 U STATES	147	345	3842	8158	
SUGAR RAW IMPORTED BY REFINERS	2095	2534	22217	28588	
	CWT				262
204 MAURITIUS	249784	977831	647650	2539735	
221 B GUIANA	22400	93108	909819	3705920	
223 BARBADOS	54985	229025	649705	2660481	
224 JAMAICA	473695	1995943	2383289	9843898	
225 TRINIDAD			505395	2045936	
228 LEEW WIND			416640	1708220	
234 AUSTRALIA			265373	946416	
235 FIJI	182550	859810	632283	2914757	
316 CUBA	347023	1221044	1825103	6272163	
SUGAR RAW N O P	1330437	5376761	8235257	32637526	
	CWT				263
221 B GUIANA	31	100	184712	772189	
223 BARBADOS	76	344	76	344	
224 JAMAICA			14627	53800	
SUGAR REFINED	107	444	199415	826333	
	CWT				264
100 U KINGDOM	10	857	1168	6810	
223 BARBADOS			46	250	
352 MEXICO	26455	116133	48832	226724	
400 U STATES	5	53	169	2430	
SUGAR AND SYRUP MAPLE	26470	117043	50215	236214	
	LB				265
400 U STATES			6000	4651	
COCOA BEANS NOT ROASTED			6000	4651	
	CWT				271
100 U KINGDOM	580	16675	9896	252321	
210 G COAST	41911	1029970	97282	2484382	
211 NIGERIA	7863	216156	22248	620657	
217 CEYLON			2016	48498	
224 JAMAICA	494	10177	12965	308918	
225 TRINIDAD			9870	266766	
228 LEEW WIND	50	1207	656	18330	
309 BRAZIL	7486	183605	14897	401947	
321 ECUADOR			3961	113130	

IMPORTS INTO CANADA FOR CONSUMPTION

Articles and Countries from which Imported	MONTH OF AUGUST 1956		EIGHT MONTHS ENDED AUGUST 1956		Class Number
	Quantities	Values (\$)	Quantities	Values (\$)	
328 FR AFRICA			2207	68976	
335 GERMANY W			2231	70242	
387 VENEZUELA	551	14697	2829	76021	
400 U STATES	2459	67614	54535	1614681	
COCOA BUTTER	61394	1540101	235593	6344869	
	LB				273
100 U KINGDOM	89600	48490	712320	377835	
224 JAMAICA	113001	48763	411265	169095	
225 TRINIDAD			41692	16389	
309 BRAZIL	396828	187943	534660	253493	
327 FRANCE			308479	161144	
344 ITALY	165433	64384	341712	160955	
354 NETHRLNDS	55100	23321	590840	291505	
400 U STATES	112515	51125	666758	322208	
	932477	424026	3607726	1752624	
COCOA PASTE NOT SWEETENED	LB				274
100 U KINGDOM	48784	16506	902948	342784	
309 BRAZIL	114860	21540	505192	121834	
320 DOM REP			44128	12673	
354 NETHRLNDS	78780	25369	946956	299140	
372 SPAIN			149913	43489	
400 U STATES			124120	41053	
	242424	63415	2673257	860973	
COCOA PASTE SWEETENED	LB				275
100 U KINGDOM			8820	3076	
354 NETHRLNDS	180	66	4172	1301	
400 U STATES	750	257	70650	28072	
	930	323	83642	32449	
COCOA OR CHOCOLATE POWDER	LB				276
100 U KINGDOM			102512	41179	
327 FRANCE	55115	12560	411982	103025	
335 GERMANY W	6659	2206	13164	4415	
354 NETHRLNDS	274248	78933	1473716	459043	
400 U STATES	231839	103528	1242621	555715	
	567861	197227	3243995	1163377	
COCOA AND CHOCOLATE PREPS NOP	LB				277
100 U KINGDOM	54745	16892	176368	58622	
306 BELGIUM			1951	850	
317 CZECHOS			1200	1260	
318 DENMARK			2156	984	
327 FRANCE			15341	5408	
335 GERMANY W	205	84	5201	2424	
354 NETHRLNDS	6733	1488	70022	14521	
389 IRELAND			58848	11248	
400 U STATES	61659	14063	447473	92194	
	123342	32527	778560	187511	
CHICORY	LB				282
100 U KINGDOM			5007	1865	
306 BELGIUM	4410	358	67801	4447	
327 FRANCE	2800	355	43300	3114	
354 NETHRLNDS	2800	192	49169	4458	
400 U STATES	8153	3081	61637	22153	
	18163	3987	226914	36037	
COFFEE GREEN	LB				283
100 U KINGDOM	124924	74752	361039	194303	
202 ADEN	8800	5097	83330	46564	
203 B E AFR	1258159	651337	8532463	4098200	
207 UN SO AFR			34819	20104	
212 S LEONE			22400	6169	
224 JAMAICA	9900	5209	111650	64126	
225 TRINIDAD	62050	17083	384512	118858	
303 ARABIA			21609	12991	
307 BEL CONGO	72204	44946	387248	193748	
309 BRAZIL	2807354	1492178	31139018	16024059	
314 COLOMBIA	2530203	1862913	20309295	13867038	
315 C RICA	179604	127085	428552	287418	
316 CUBA			107541	58878	
320 DOM REP			1519860	839130	
321 ECUADOR	66284	45295	217348	111931	
323 EL SALVO	3768	2023	1280769	717166	
325 ETHIOPIA	35554	14628	156651	90337	
333 MADAGASCAR			6571	2037	
337 GUATEMALA			2520451	1420279	
338 HAITI	45554	19985	433818	194945	
352 MEXICO	595082	393194	4207795	2544017	
354 NETHRLNDS			37818	27315	
358 NICARAGUA			153011	104698	
363 PERU	84743	63856	226540	155121	
383 HAWAII	8486	5715	71672	46508	
384 P RICO			111584	66910	
387 VENEZUELA	64000	46941	283357	193279	
395 PORT W AF			103149	42129	
400 U STATES	574626	283373	1940237	913384	
	8531295	5155610	75194107	42461642	
COFFEE ROASTED AND SUBSTITUTES	LB				286
100 U KINGDOM	149	145	1049	657	
224 JAMAICA	32800	15112	129150	58032	
309 BRAZIL			600	348	
400 U STATES	142454	118535	1065699	824936	
	175403	133792	1196498	883973	
COFFEE EXTRACT OF N O P	LB				287
100 U KINGDOM	5845	2149	126378	48330	
335 GERMANY W			1136	271	
376 SWITZRLNO			70	145	
400 U STATES	206130	569160	2203484	5464995	
	211975	571309	2331068	5513741	

IMPORTS INTO CANADA FOR CONSUMPTION

Articles and Countries from which Imported	MONTH OF AUGUST 1956		EIGHT MONTHS ENDED AUGUST 1956		Class Number
	Quantities	Values (\$)	Quantities	Values (\$)	
CLOVES UNGROUND	LB				291
100 U KINGDOM			20097	7336	
203 B E AFR			45600	15118	
327 FRANCE			5445	1497	
333 MADAGASCAR	10981	3315	57631	17645	
400 U STATES	223	356	6441	2617	
	11904	3671	135214	44213	
GINGER UNGROUND	LB				292
100 U KINGDOM			71887	19866	
211 NIGERIA			1085	291	
212 S LEONE			46175	12106	
215 INDIA	1760	189	75755	16327	
224 JAMAICA	4775	764	136944	46202	
231 HONG KONG	600	61	15596	2666	
316 CUBA	300	50	300	50	
371 THAILAND			5512	1062	
383 HAWAII			3649	431	
384 P RICO			2750	362	
400 U STATES	4448	1698	11950	3528	
	11883	2762	371603	102891	
MUSTARD GROUND	LB				293
100 U KINGDOM	115535	47794	554950	229017	
400 U STATES	5040	838	117307	31623	
	120575	48632	672257	260640	
NUTMEGS AND MACE UNGROUND	LB				294
100 U KINGDOM	2000	1418	112997	78455	
218 MALAYA			12460	16999	
225 TRINIDAD			2195	1333	
228 LEEW WIND	15431	14828	134517	100364	
335 GERMANY W			323	327	
354 NETHRLNDS			1165	2621	
400 U STATES	162	134	24202	10355	
	17593	16380	287859	210454	
NUTMEGS AND MACE GROUND	LB				295
400 U STATES	469	575	2304	2860	
	469	575	2304	2860	
PEPPER UNGROUND	LB				296
100 U KINGDOM	4804	1180	75796	20879	
203 B E AFR			15341	6099	
211 NIGERIA			7930	1252	
215 INDIA	153760	40403	1133260	329999	
218 MALAYA	102306	23505	588559	166463	
219 BEI OTHER	10200	2576	136020	40457	
340 HUNGARY			1126	356	
347 JAPAN	7300	1869	44800	10891	
352 MEXICO			4987	2892	
355 INDONESIA			43891	13700	
372 SPAIN			2420	602	
388 YUGO SLAV			2200	583	
400 U STATES	290	232	63696	22307	
	278660	69765	2120026	616480	
SPICES N O P UNGROUND	LB				297
100 U KINGDOM	504	265	9441	7169	
203 B E AFR			8831	565	
217 CEYLON			4040	3592	
224 JAMAICA	6580	4097	71372	50629	
231 HONG KONG	133893	10249	491900	42930	
313 CHINA			13840	1666	
329 INDOCHINA			6380	1974	
335 GERMANY W			117	50	
344 ITALY			661	140	
352 MEXICO	1025	547	9019	5242	
354 NETHRLNDS			49668	6853	
355 INDONESIA	4405	458	45155	5560	
372 SPAIN	11856	2017	54876	12060	
400 U STATES	158263	17633	765300	138430	
GINGER AND SPICES N O P GROUND	LB				298
100 U KINGDOM	541	585	10059	6372	
215 INDIA	1280	408	10587	2476	
231 HONG KONG			2920	1118	
327 FRANCE			1100	330	
335 GERMANY W	355	366	4866	1906	
340 HUNGARY			3850	1053	
347 JAPAN			1100	492	
354 NETHRLNDS			550	325	
372 SPAIN	44550	12037	410136	111622	
388 YUGO SLAV	1102	283	5511	1584	
400 U STATES	32581	16519	204990	106015	
	80409	30198	655669	233293	
TONQUIN BEANS CRUDE	LB				299
309 BRAZIL	3080	3290	3080	3290	
	3080	3290	3080	3290	
VANILLA BEANS CRUDE	LB				300
204 MAURITIUS			893	5083	
327 FRANCE			547	3118	
335 GERMANY W			39	134	
352 MEXICO	2513	19737	4589	36230	
400 U STATES	6676	35194	30701	167754	
	9189	54931	36769	212319	
SEEDS AROMATIC CRUDE UNGROUND	LB				301
100 U KINGDOM			13800	2072	
215 INDIA			16021	6097	
231 HONG KONG			5600	795	
304 ARGENTINA			612	73	
335 GERMANY W			972	949	
352 MEXICO			612	190	

IMPORTS INTO CANADA FOR CONSUMPTION

Articles and Countries from which Imported	MONTH OF AUGUST 1956		EIGHT MONTHS ENDED AUGUST 1956		Class Number
	Quantities	Values (\$)	Quantities	Values (\$)	
353 MOROCCO	27618	1814	189360	13863	
354 NETHRLNDS	10450	1310	82798	11565	
372 SPAIN			3360	797	
400 U STATES	2450	459	73787	12479	
TEA BLACK	40518	3583	386222	48880	
LB					319
100 U KINGDOM	187674	96765	1311298	846245	
203 B E AFR	301560	154201	1343320	719184	
205 RHOD NYAS			42324	21319	
215 INDIA	946511	424803	13746412	6738054	
217 CEYLDN	1526378	760859	12624279	7125473	
218 MALAYA	44160	19472	189630	84232	
231 HONG KONG	7868	4509	82146	51326	
307 BEL CDNGO			19180	9795	
313 CHINA			13684	5956	
347 JAPAN	18517	4732	200692	45371	
354 NETHRLNDS	55348	35405	179216	106278	
355 INDONESIA	23214	13559	139747	79657	
389 IRELAND			9060	6521	
393 TAIWAN	47150	11522	112228	30838	
400 U STATES	10737	9101	70755	42738	
TEA GREEN	3169117	1534928	30083971	15912987	
LB					320
100 U KINGDOM			378	335	
231 HONG KONG			14590	9108	
347 JAPAN	21505	8679	213298	74162	
400 U STATES			993	467	
VINEGAR	21505	8679	229259	84072	
GAL					341
327 FRANCE			1270	2094	
344 ITALY			528	1007	
347 JAPAN			208	182	
400 U STATES	3243	1156	21468	11632	
YEAST IN CAKES AND PACKAGES	3243	1156	23474	14915	
LB					352
100 U KINGDOM	15000	1280	15000	1280	
344 ITALY			478	175	
400 U STATES	1430	886	9237	5403	
YEAST IN BULK	16430	2166	24715	6858	
LB					353
400 U STATES	280	275	14103	6460	
HOPS	280	275	14103	6460	
LB					362
335 GERMANY W	1658	2237	13144	15335	
400 U STATES	10221	6766	565539	364147	
LIQUORICE UNSWEETENED	11879	9003	578683	379482	
LB					364
100 U KINGDDM			432	122	
400 U STATES	6664	1374	351820	71900	
MALT SYRUP AND EXTRACTS	6664	1374	352252	72022	
LB					365
100 U KINGDOM	12750	2580	274609	40415	
400 U STATES	84279	17766	833277	158923	
ESSENCES EXTRACTS N D P	97029	20346	1107886	199338	
GAL					367
100 U KINGDOM	120	1192	1029	10448	
335 GERMANY W			42	1251	
344 ITALY	86	984	86	984	
354 NETHRLNDS	3	63	6	153	
400 U STATES	48	913	672	15488	
FOODSTUFFS TAR 18A 19 140A 206	257	3152	1835	28324	
400 U STATES		2056		8710	
POTATOES FRENCH FRIED FROZEN		2056		8710	
LB					380
400 U STATES	79876	12845	978552	190439	
POTATO CHIPS NOT FROZEN	79876	12845	978552	190439	
LB					381
400 U STATES	392290	135807	2395711	864312	
VEGETABLE FOOD PRODUCTS N O P	392290	135807	2395711	864312	
LB					390
100 U KINGDOM		20025		130089	
231 HONG KONG		1274		29691	
306 BELGIUM				3916	
318 DENMARK				107	
327 FRANCE		299		299	
335 GERMANY W		219		958	
347 JAPAN		297		2623	
354 NETHRLNDS		10486		62602	
376 SWITZRLND				1624	
400 U STATES		93831		949500	
		126431		1181409	

IMPORTS INTO CANADA FOR CONSUMPTION

Articles and Countries from which Imported	MONTH OF AUGUST 1956		EIGHT MONTHS ENDED AUGUST 1956		Class Number
	Quantities	Values (\$)	Quantities	Values (\$)	
GROUP 1					
AGRICULTURAL PRODUCTS					
B OTHER THAN FOOD					
ALE BEER PORTER AND STOUT	GAL				1501
100 U KINGDOM	19235	24754	139009	179677	
318 DENMARK	1280	1293	2480	2521	
335 GERMANY W			6961	8799	
347 JAPAN	80	241	844	2532	
354 NETHRLNDS			1146	1044	
400 U STATES			144	218	
	20595	26288	150584	194791	
BRANDY	P GAL				1511
100 U KINGDOM	71	496	584	4374	
207 UN SO AFR	5367	14972	46870	133833	
232 MALTA	396	1916	2324	11035	
234 AUSTRALIA	6522	21533	35554	113646	
318 DENMARK			55	301	
327 FRANCE	18105	126372	110627	866790	
335 GERMANY W			101	1244	
336 GREECE	140	1210	692	6006	
344 ITALY	136	742	623	4635	
360 ISRAEL			291	4615	
366 PORTUGAL	1371	5982	9464	41392	
372 SPAIN	413	2592	1995	12085	
388 YUGO SLAV	77	430	217	1268	
400 U STATES			184	437	
	32598	176245	209581	1201661	
CORDIALS AND LIQUEURS N O P	P GAL				1512
100 U KINGDOM	1098	15891	8035	109904	
225 TRINIDAD			1256	13738	
231 HONG KONG	36	765	119	1884	
234 AUSTRALIA			162	1421	
313 CHINA			84	2042	
318 DENMARK	738	11523	2809	44756	
327 FRANCE	4522	47639	22142	241794	
344 ITALY	18	179	585	4207	
352 MEXICO			95	1931	
354 NETHRLNDS	1447	15018	8868	87768	
359 NORWAY	47	239	403	2009	
375 SWEDEN			239	1253	
376 SWITZRLND			34	595	
384 P RICO	248	1290	981	5111	
389 IRELAND			42	526	
400 U STATES			100	2282	
	8154	92544	45954	521221	
GIN	P GAL				1513
100 U KINGDOM	12562	66102	75670	392960	
354 NETHRLNDS	2914	7646	5719	18748	
	15476	73748	81389	411708	
RUM	P GAL				1514
100 U KINGDOM	14528	70402	182259	678077	
221 B GUIANA	17221	25467	171581	238282	
223 BARBADOS	5748	20701	95098	189315	
224 JAMAICA	3723	15823	77756	196938	
225 TRINIDAD	4627	22141	37448	173026	
234 AUSTRALIA	2213	3550	2317	3937	
316 CUBA	362	4364	6127	67521	
327 FRANCE	70	530	357	2703	
338 HAITI	280	2070	1717	12420	
384 P RICO	3990	29390	33514	247395	
	52762	194438	568174	1809614	
WHISKY	P GAL				1515
100 U KINGDOM	84488	690563	493893	3993355	
234 AUSTRALIA			20	69	
389 IRELAND	32	266	140	1110	
400 U STATES	71625	124106	771359	1321113	
	156145	814935	1265412	5315647	
ABSINTHE ALCOHOLIC LIQUORS N O P	P GAL				1516
100 U KINGDOM			75	509	
354 NETHRLNDS			118	472	
			193	981	
WINES NDN SPARKLING	GAL				1530
100 U KINGDOM	8645	37198	56801	268922	
207 UN SO AFR	6754	10534	93531	152687	
231 HONG KONG			497	1796	
232 MALTA	646	1005	4142	6794	
234 AUSTRALIA	23996	48459	140280	293914	
327 FRANCE	33491	114679	200586	691161	
328 FR AFRICA	4723	6465	27284	37413	
335 GERMANY W	1651	6999	14443	71099	
336 GREECE	2452	2593	14923	16783	
340 HUNGARY			347	1305	
344 ITALY	16242	48825	103775	317435	
347 JAPAN			884	3017	
354 NETHRLNDS			829	1769	
360 ISRAEL	158	725	1950	7708	
366 PORTUGAL	12277	22989	109127	184045	
367 AZORES			1192	4192	

IMPORTS INTO CANADA FOR CONSUMPTION

Articles and Countries from which Imported	MONTH OF AUGUST 1956		EIGHT MONTHS ENDED AUGUST 1956		Class Number
	Quantities	Values (\$)	Quantities	Values (\$)	
372 SPAIN	4731	14116	41392	121990	
376 SWITZRLND	440	1636	1440	5625	
389 IRELAND	1394	7195	3371	17300	
400 U STATES	2970	8841	29836	86632	
WINES SPARKLING	120570	332259	846630	2291587	1560
100 U KINGDOM			82	851	
234 AUSTRALIA	16	84	150	862	
306 BELGIUM	286	3561	648	8211	
327 FRANCE	2712	30950	20434	236375	
335 GERMANY W	120	550	668	3599	
344 ITALY	309	1480	1720	8442	
354 NETHRLNDS			150	2027	
400 U STATES			24	283	
GUMS AMBER AND ARABIC	3443	36625	23876	260650	1571
100 U KINGDOM	2240	497	128431	21223	
396 SUDAN			401836	54787	
400 U STATES	39487	10008	332389	86185	
GUMS AUSTL COPAL DAMAR ETC	41727	10505	862656	162195	1572
100 U KINGDOM			559	7069	
218 MALAYA			6336	29284	
219 BEI OTHER			560	1837	
234 AUSTRALIA			3	1203	
400 U STATES	48	1356	1255	33826	
GUMS BARBERRY ELEMI GEDDA ETC	48	1356	8713	73219	1573
100 U KINGDOM	68	2502	189	8978	
215 INDIA			80	3186	
342 IRAN			3	236	
344 ITALY			300	7566	
347 JAPAN			3	63	
354 NETHRLNDS			32	788	
372 SPAIN			150	3456	
376 SWITZRLND			22	948	
400 U STATES	797	31209	3003	160778	
BURGUNDY PITCH	865	33711	3782	185999	1575
400 U STATES	450	76	68685	10349	1576
CHICLE OR SAPPATO GUM CRUDE	450	76	68685	10349	1576
352 MEXICO			74382	64468	
400 U STATES	69709	32790	410529	171816	
SHELLAC BLEACHED	69709	32790	484911	236284	1577
215 INDIA			16	1024	
400 U STATES	28	1571	837	51229	
ORAGONS BLOOD	28	1571	853	52253	1578
400 U STATES			243	271	1579
LAC CRUDE SEED STICK AND SHELL			243	271	1579
100 U KINGDOM	76	3258	228	10635	
215 INDIA	831	24603	5135	177183	
371 THAILAND	658	18268	13664	403382	
400 U STATES	421	13877	4446	159011	
RESIN OR ROSIN	1986	60006	23473	750211	1580
327 FRANCE	11	73	33	222	
335 GERMANY W	33	556	33	556	
400 U STATES	22134	147452	216690	1456409	
ROVIN SIZING	22178	148081	216756	1457187	1581
400 U STATES	13944	141792	99262	1040185	1582
WAX SEALING	13944	141792	99262	1040185	1582
100 U KINGDOM		1017		1893	
400 U STATES		245		4629	
GUMS AND BLENDS N O P		1262		6522	1583
100 U KINGDOM	30244	8536	361142	111648	
218 MALAYA			112000	5711	
354 NETHRLNDS			2000	632	
400 U STATES	338581	140693	2122903	844979	
TALL OIL AND TALL OIL PITCH	368825	149229	2598045	962970	1584
400 U STATES	5132	24464	54988	352795	1591
COTTON SEED CAKE AND MEAL	5132	24464	54988	352795	1591
400 U STATES	1200	3655	6200	19481	1592
LINSEED OIL CAKE AND MEAL	1200	3655	6200	19481	1592
400 U STATES	3701	10219	132120	397967	1593
PALM NUT CAKE AND MEAL	3701	10219	132120	397967	1593
400 U STATES					1594
SOYA BEAN OIL CAKE AND MEAL					1594
400 U STATES	383877	1078284	2596216	7198707	1595
SOYA BEAN FLOUR	383877	1078284	2596216	7198707	1595
335 GERMANY W			111	1479	
400 U STATES	4098	31400	23286	166509	
PEANUT OIL CAKE AND MEAL	4098	31400	23397	167988	1596

IMPORTS INTO CANADA FOR CONSUMPTION

Articles and Countries from which Imported	MONTH OF AUGUST 1956		EIGHT MONTHS ENDED AUGUST 1956		Class Number
	Quantities	Values (\$)	Quantities	Values (\$)	
CASTOR OIL NOT EDIBLE	CWT				1601
100 U KINGDOM			51	1 400	
215 INDIA			444	7 083	
309 BRAZIL	7024	1 37507	33203	46 4232	
400 U STATES	376	6 528	3129	6 9392	
	7400	14 4035	36827	54 2107	
CHINAWOOD OIL NOT EDIBLE	CWT				1602
100 U KINGDOM			224	5 695	
231 HONG KONG	1712	37 125	3451	7 6956	
304 ARGENTINA	1344	33 784	3796	9 5306	
313 CHINA	448	9 034	5002	10 7216	
354 NETHRLNDS	1388	31 869	3923	9 4393	
400 U STATES	706	1 6959	4170	10 1732	
	5598	12 8771	20566	48 1298	
COCONUT OIL NOT EDIBLE	CWT				1603
100 U KINGDOM			5578	59 097	
217 CEYLON	51717	518 230	234661	2 387 082	
400 U STATES	615	6 627	5482	6 9890	
	52332	524 857	245721	2 516 069	
COTTON SEED OIL NOT EDIBLE	CWT				1605
337 GUATEMALA	221	2 831	221	2 831	
400 U STATES	2 5446	3 20548	234404	3 206 957	
	25667	3 23379	234625	3 209 788	
ESSENTIAL OIL N O P	LB				1606
100 U KINGDOM	5344	3 987	58727	90 855	
217 CEYLON			1600	1 278	
224 JAMAICA			2790	10 458	
225 TRINIDAD			1916	7 865	
228 LEEW WIND	205	829	520	2 340	
231 HONG KONG			2100	2 100	
234 AUSTRALIA			3103	9 146	
306 BELGIUM			425	573	
309 BRAZIL			2470	1 416	
318 DENMARK			12	670	
327 FRANCE	725	20 407	8203	83 859	
335 GERMANY W	5192	4 081	15221	12 126	
338 HAITI			1627	7 180	
344 ITALY			3304	31 330	
352 MEXICO	1450	4 679	2673	8 963	
354 NETHRLNDS	2850	2 275	21145	27 984	
372 SPAIN			2835	9 526	
376 SWITZRLND	718	8 757	3265	4 3646	
400 U STATES	73734	30 5209	609076	21 42856	
	90218	35 0224	741012	24 94171	
EUCALYPTUS OIL	LB				1607
234 AUSTRALIA			424	289	
366 PORTUGAL			1676	941	
400 U STATES			2718	4 612	
			4818	5 842	
FLAXSEED OR LINSEED OIL	CWT				1608
100 U KINGDOM	5	175	9	310	
400 U STATES			10551	155 339	
	5	175	10560	155 649	
FOOTS OF COTTON SEED OR OLIVES	CWT				1609
400 U STATES	8	187	1657	23 479	
	8	187	1657	23 479	
OLIVE OIL FOR MANUFACTURING	CWT				1610
100 U KINGDOM			27	252	
400 U STATES			281	12 762	
			308	13 014	
PALM AND PALM KERNEL OIL	CWT				1611
100 U KINGDOM	2250	25 309	11633	133 917	
211 NIGERIA			12298	11 3561	
218 MALAYA	17793	247 328	177075	190 8841	
307 BEL CONGO	4800	63 600	14918	15 1111	
354 NETHRLNDS	618	10 122	2949	4 6160	
355 INDONESIA			11644	13 5725	
389 IRELAND	11	211	11	211	
400 U STATES	600	6 737	14799	18 9912	
	26072	35 3307	245327	267 9438	
PEANUT OIL	CWT				1613
100 U KINGDOM			8444	14 4886	
400 U STATES	3012	41 255	9166	12 9973	
	3012	41 255	17610	27 4859	
PEPPERMINT OIL	LB				1614
100 U KINGDOM	200	1 064	224	1 641	
234 AUSTRALIA			1232	3 835	
313 CHINA	760	2 534	760	2 534	
347 JAPAN			900	4 605	
400 U STATES	2551	17 203	47784	29 5569	
	3511	20 801	50900	30 8184	
PERILLA OIL	CWT				1615
RESIN OIL	CWT				1617
400 U STATES	951	7 526	5477	40 966	
	951	7 526	5477	40 966	
SESAME SEED OIL	CWT				1618
231 HONG KONG	6	297	29	1 139	
400 U STATES			61	2 080	
	6	297	90	3 219	
SOYA BEAN OIL FOR MANUFACTURE	CWT				1619
400 U STATES	6337	96 758	59123	85 2910	
	6337	96 758	59123	85 2910	
VEGETABLE OIL N O P NOT EDIBLE	CWT				1620
100 U KINGDOM			71	1 891	
400 U STATES	8132	114 433	81985	115 9393	
	8132	114 433	82056	116 1284	

IMPORTS INTO CANADA FOR CONSUMPTION

Articles and Countries from which Imported	MONTH OF AUGUST 1956		EIGHT MONTHS ENDED AUGUST 1956		Class Number
	Quantities	Values (\$)	Quantities	Values (\$)	
RAPE SEED OIL					
100 U KINGDOM	CWT		280	7147	1621
400 U STATES			108	2231	
			388	9378	
CASHEW NUT SHELL OIL					
400 U STATES	CWT		848	12580	1622
			848	12580	
OLIVE OIL					
309 BRAZIL	CWT		2062	33151	1623
400 U STATES	213	3360	1359	18632	
	213	3360	3421	51783	
SUNFLOWER SEED OIL					
	CWT				1624
VEGETABLE OILS FOR TEXTILES					
100 U KINGDOM	CWT		1	51	1625
376 SWITZRLND			25	4014	
400 U STATES	1892	33591	17974	346391	
	1892	33591	18000	350456	
LEMON OIL AND DRANGE OIL					
100 U KINGDOM	LB		25	203	1626
215 INDIA	1120	1944	2240	4197	
224 JAMAICA			7700	7347	
306 BELGIUM	331	266	331	266	
309 BRAZIL			2024	2024	
327 FRANCE	1	1420	1	1420	
335 GERMANY W			2270	4468	
344 ITALY	500	1598	5185	24387	
354 NETHRLNDS	3860	14868	20501	84304	
360 ISRAEL			1091	1543	
376 SWITZRLND			331	7840	
400 U STATES	7513	19232	81242	218083	
	13325	39328	122941	356082	
SPEARMINT OIL					
400 U STATES	LB		2900	106638	1627
	2900	15677	21786	106638	
ROSE BUSHES NOP					
100 U KINGDOM	NO		15438	7014	1646
306 BELGIUM			71534	7745	
318 DENMARK			5875	1566	
327 FRANCE			4135	1391	
335 GERMANY W			17865	2852	
354 NETHRLNDS			62622	127318	
400 U STATES			587486	258295	
			1328555	406181	
BUSHES ROOTS AND VINES N O P					
327 FRANCE	NO		2209	105	1647
354 NETHRLNDS			31880	699	
400 U STATES	8000	136	3197156	104251	
	8000	136	3231245	105055	
APPLE TREES N O P					
327 FRANCE	NO		148	271	1651
354 NETHRLNDS			4915	2381	
400 U STATES			28408	18652	
			33471	21304	
PEACH TREES AND JUNE BUDS NOP					
400 U STATES	NO		75430	35727	1653
			75430	35727	
FRUIT TREES N O P					
318 DENMARK	NO		260	78	1657
327 FRANCE			60	113	
354 NETHRLNDS			841	509	
400 U STATES			23618	17140	
			24779	17840	
AZALEAS RHODODENDRONS ETC					
100 U KINGDOM				3511	1662
207 UN SO AFR				2740	
220 BERMUDA				781	
231 HONG KONG				2301	
306 BELGIUM				23484	
318 DENMARK				151	
327 FRANCE		78		715	
335 GERMANY W				2419	
347 JAPAN		485		4511	
354 NETHRLNDS		44198		145306	
360 ISRAEL		1481		1481	
384 P RICO		241		1168	
400 U STATES		50125		367175	
		96608		555743	
PALMS FERMS FICUS CANNAS ETC					
100 U KINGDOM				138	1663
306 BELGIUM		233		3143	
354 NETHRLNDS				16130	
400 U STATES		959		11313	
		1192		30724	
TULIP BULBS					
347 JAPAN		13631		13631	1664
354 NETHRLNDS		60571		60571	
400 U STATES		739		739	
		74941		74941	
GLADIOLI BULBS					
347 JAPAN				113	1665
354 NETHRLNDS				81612	
400 U STATES				11617	
				93342	
FLOWERS AND FOLIAGE CUT					
100 U KINGDOM		55		1099	1666

IMPORTS INTO CANADA FOR CONSUMPTION

Articles and Countries from which Imported	MONTH OF AUGUST 1956		EIGHT MONTHS ENDED AUGUST 1956		Class Number	
	Quantities	Values (\$)	Quantities	Values (\$)		
220 BERMUDA				2424		
234 AUSTRALIA		190		190		
327 FRANCE				362		
335 GERMANY W				3259		
344 ITALY		412		9783		
347 JAPAN				565		
352 MEXICO				552		
354 NETHRLNDS		1541		3784		
383 HAWAII				511		
400 U STATES		33331		1072998		
TREES SEEDLING STOCK		35529		1095527		
100 U KINGDOM				5375	1668	
306 BELGIUM				3663		
327 FRANCE				5929		
354 NETHRLNDS				39053		
400 U STATES				15373		
FLORIST OR NURSERY STOCK N O P				69393		
100 U KINGDOM				11048	1669	
306 BELGIUM				10333		
318 DENMARK				687		
327 FRANCE				4499		
335 GERMANY W				10930		
347 JAPAN				6281		
354 NETHRLNDS		131		525731		
400 U STATES		31602		588287		
LATEX NATURAL OR SYNTHETIC		31733		1157796		
100 U KINGDOM	LB		58119	23653	1680	
218 MALAYA		1728	817	50214	22139	
400 U STATES		786235	320954	8011108	3331211	
BALATA CRUDE		787963	321771	8119441	3377003	
309 BRAZIL	LB		5059	1903	1681	
400 U STATES			2265	4655		
GUTTA PERCHA UNMANUFACTURED			7324	6558		
100 U KINGDOM	LB		250	812	1682	
400 U STATES		600	2040	5486	18804	
RUBBER CRUDE CAOUTCHOUC		600	2040	5736	19616	
100 U KINGDOM	LB	506351	144682	861958	290748	1683
211 NIGERIA				224000	57818	
217 CEYLON		235200	63916	2230739	699852	
218 MALAYA		5819474	1457671	46302251	14672624	
219 BEI OTHER				112033	38825	
329 INDOCHINA				33841	9768	
350 LIBERIA		112000	32070	134400	38043	
355 INDONESIA		515601	102102	1876104	455213	
371 THAILAND				56000	11789	
400 U STATES		331112	85548	3824176	1251774	
COMB BLANKS OF HARD RUBBER		7519738	1885989	55655502	17526454	
305 AUSTRIA				1301	1684	
335 GERMANY W				735		
400 U STATES				876		
RUBBER POWDERED WASTE OR JUNK				2912		
100 U KINGDOM	CWT	157	1407	770	8198	1687
218 MALAYA				112	5149	
400 U STATES		3683	21596	28539	211734	
RUBBER RECOVERED		3840	23003	29421	225081	
100 U KINGDOM	CWT	880	7646	6890	60313	1688
400 U STATES		19298	182387	173941	1619411	
RUBBER SUBSTITUTE OR SYNTHETIC		20178	190033	180831	1679724	
400 U STATES	CWT	8817	314358	133829	3927401	1689
RUBBER THREAD NOT COVERED		8817	314358	133829	3927401	
100 U KINGDOM	LB	4738	5425	17206	20892	1690
400 U STATES		15767	24032	122607	207783	
HARD RUBBER STRIP SHEET ROD		20505	29457	139813	228675	
100 U KINGDOM	LB			48142	17498	1691
400 U STATES		929	1894	37238	44188	
CONVEYOR BELTING OF RUBBER		929	1894	85380	61686	
100 U KINGDOM			10836		78525	1699
306 BELGIUM					4520	
359 NORWAY					2026	
400 U STATES			11166		85754	
BATHING SHOES RUBBER			22002		170825	
100 U KINGDOM	PAIR			1968	799	1700
335 GERMANY W				3400	1661	
400 U STATES				5778	3559	
BELTING RUBBER				11146	6019	
100 U KINGDOM			2274		17966	1701
335 GERMANY W			87		1552	
347 JAPAN			1450		4502	
354 NETHRLNDS			2334		3348	
375 SWEDEN					186	
376 SWITZRLND					154	

IMPORTS INTO CANADA FOR CONSUMPTION

Articles and Countries from which Imported	MONTH OF AUGUST 1956		EIGHT MONTHS ENDED AUGUST 1956		Class Number
	Quantities	Values (\$)	Quantities	Values (\$)	
400 U STATES		30991		259011	
CANVAS SHOES RUBBER SOLES		37136		286719	
100 U KINGDOM	PAIR				1702
215 INDIA		2459	150003	93685	
231 HONG KONG		8485	466179	241818	
335 GERMANY W		1020	1485868	774450	
344 ITALY				220	
347 JAPAN		960	1685	2922	
354 NETHRLNDS		2260	94320	51424	
400 U STATES		5176	6444	6324	
		20360	14624	17713	
BOOTS AND SHOES RUBBER N O P		18041	2219388	1188556	
100 U KINGDOM	PAIR				1703
218 MALAYA		84015	355297	559491	
231 HONG KONG			2040	868	
309 BRAZIL		724	51432	43265	
317 CZECHO S			50	115	
327 FRANCE		36160	137997	132675	
335 GERMANY W			1450	4821	
347 JAPAN			555	646	
354 NETHRLNDS		21672	51112	35834	
365 POLAND		2494	3792	6064	
376 SWITZRLND			13200	10608	
400 U STATES		996	274	888	
		146061	182967	635322	832708
CEMENT RUBBER					1704
100 U KINGDOM				4400	
335 GERMANY W				4509	
400 U STATES		85548		864814	
				873723	
CLOTHING RUBBER N O P					1705
100 U KINGDOM				66397	
231 HONG KONG		12775		318	
335 GERMANY W		318		284	
344 ITALY				116	
354 NETHRLNDS				198	
359 NORWAY		1249		8252	
400 U STATES		11131		88129	
		25473		163694	
GLOVES RUBBER					1706
100 U KINGDOM	DZ PR				
234 AUSTRALIA		1566	7018	9748	35040
317 CZECHO S		812	2368	1112	3345
335 GERMANY W		233	311	572	696
344 ITALY		94	153	514	702
347 JAPAN		39	173	39	173
354 NETHRLNDS				42	500
400 U STATES				40	86
		3341	24984	38151	230979
		6085	35007	50218	271521
GOLF BALLS					1707
100 U KINGDOM	DOZ				
347 JAPAN		5361	18473	46670	150736
400 U STATES		800	2136	1900	4901
		4211	30162	18445	106980
		10372	50771	67015	262617
HEELS RUBBER					1708
100 U KINGDOM	PAIR				
231 HONG KONG		3600	425	12900	1503
335 GERMANY W				4800	607
400 U STATES				300	102
		95118	11322	686012	76303
		96718	11747	704012	78515
HOSE RUBBER OR RUBBER LINED					1709
100 U KINGDOM			3638		45567
318 DENMARK					1400
335 GERMANY W			941		9947
344 ITALY			791		791
354 NETHRLNDS					527
375 SWEDEN			50		191
400 U STATES			185935		1611714
			191355		1670137
WATER BOTTLES RUBBER					1710
100 U KINGDOM			4835		22275
305 AUSTRIA			189		869
317 CZECHO S			82		3237
335 GERMANY W					7349
400 U STATES			602		16430
			5708		50160
MATERIALS FOR SEALING COMPOUND					1711
400 U STATES			19771		107756
			19771		107756
MATS AND MATTING RUBBER					1712
100 U KINGDOM			174		7938
327 FRANCE					1120
335 GERMANY W					3580
354 NETHRLNDS			141		17578
400 U STATES			86602		782244
			86917		812460
PACKING RUBBER					1713
100 U KINGDOM			1112		17461
335 GERMANY W			588		1778
375 SWEDEN			1074		3741
400 U STATES			25977		279822
			28751		302872
RAINCOATS RUBBER					1714
100 U KINGDOM	NO				
400 U STATES		12	97	473	5276
		57	682	123	2129
		69	779	596	7405

IMPORTS INTO CANADA FOR CONSUMPTION

29

Articles and Countries from which Imported	MONTH OF AUGUST 1956		EIGHT MONTHS ENDED AUGUST 1956		Class Number
	Quantities	Values (\$)	Quantities	Values (\$)	
TIRES BICYCLE AND MOTORCYCLE	NO				1715
100 U KINGDOM	4288	6678	50205	59514	
306 BELGIUM	5000	3229	25885	17546	
317 CZECHOS	3050	2480	7625	4903	
327 FRANCE			2336	2118	
335 GERMANY W	5660	4255	39841	27883	
344 ITALY			787	1029	
354 NETHRLNDS	3900	2100	93330	57478	
375 SWEDEN			5200	3644	
400 U STATES	191	309	6037	8207	
	22089	19051	231246	182322	
TIRE CASINGS N O P	NO				1716
100 U KINGDOM	5814	71758	15016	244926	
327 FRANCE	1377	124413	9064	848847	
335 GERMANY W			92	2032	
344 ITALY			30	112	
347 JAPAN	44	3681	320	17252	
375 SWEDEN	4800	11840	25750	57068	
400 U STATES	34457	964645	220065	5174537	
	46492	1176337	270337	6344774	
TIRES INNER TUBES N O P	NO				1717
100 U KINGDOM	320	647	3911	8859	
327 FRANCE	1372	6434	5969	37613	
344 ITALY			50	77	
347 JAPAN	16	87	128	506	
375 SWEDEN	2400	1134	23550	12622	
400 U STATES	14963	34583	86750	244164	
	19071	42885	120358	303841	
TIRES SOLID AUTOMOBILE	NO				1718
400 U STATES	278	6980	1062	27950	
	278	6980	1062	27950	
TIRES SOLID RUBBER N O P					1719
100 U KINGDOM		4735		39070	
400 U STATES		12025		130134	
		16760		169204	
MANUFACTURES OF RUBBER N O P					1720
100 U KINGDOM		52988		246009	
216 PAKISTAN		193		193	
218 MALAYA		16310		94503	
305 AUSTRIA				1074	
306 BELGIUM				4462	
317 CZECHOS		316		980	
318 DENMARK				1880	
327 FRANCE		587		6608	
335 GERMANY W		4148		38356	
344 ITALY				1649	
347 JAPAN		4321		29551	
354 NETHRLNDS				4259	
375 SWEDEN		504		3842	
376 SWITZRLND				210	
400 U STATES		461692		4265483	
		541059		4699059	
TIRES INNER TUBES BICYCLE	NO				1721
100 U KINGDOM	2070	1059	29108	13790	
306 BELGIUM	1400	360	18112	5207	
317 CZECHOS	250	192	710	474	
327 FRANCE			100	191	
335 GERMANY W	3310	988	68240	19555	
344 ITALY			250	649	
347 JAPAN			7650	1561	
354 NETHRLNDS	200	50	94580	24695	
375 SWEDEN			4000	1358	
400 U STATES	700	409	2522	1563	
	7930	3058	225272	69043	
GASKETS AND WASHERS RUBBER					1722
100 U KINGDOM		1043		6057	
335 GERMANY W				997	
400 U STATES		100272		1007794	
		101315		1014848	
DRUGGISTS SUNORIES RUBBER					1723
100 U KINGDOM		3544		36208	
231 HONG KONG				298	
305 AUSTRIA				1739	
317 CZECHOS		210		1125	
327 FRANCE				928	
335 GERMANY W		1844		6385	
347 JAPAN		61		2039	
354 NETHRLNDS				2192	
400 U STATES		89087		648147	
		94746		699061	
TIRE REPAIR MATERIAL OF RUBBER					1724
100 U KINGDOM				9414	
327 FRANCE				152	
335 GERMANY W		9105		67209	
400 U STATES		31728		382081	
		40833		458856	
NURSING NIPPLES RUBBER	GROSS				1725
100 U KINGDOM			1027	4520	
400 U STATES	463	8180	5077	62447	
	463	8180	6104	66967	
FLOORING AND TILE OF RUBBER	SQ YD				1726
100 U KINGDOM	150	161	1461	3306	
327 FRANCE	1056	3297	2690	8540	
400 U STATES	9361	18210	111823	196467	
	10567	21668	115974	208313	

IMPORTS INTO CANADA FOR CONSUMPTION

Articles and Countries from which Imported	MONTH OF AUGUST 1956		EIGHT MONTHS ENDED AUGUST 1956		Class Number
	Quantities	Values (\$)	Quantities	Values (\$)	
V BELTS CHIEFLY OF RUBBER					1727
100 U KINGDOM		9581		26026	
317 CZECHOS				1527	
335 GERMANY W				505	
344 ITALY				222	
347 JAPAN		79		3151	
354 NETHRLNDS				2560	
375 SWEDEN		1135		3293	
400 U STATES		50791		644683	
		61586		681967	
SOLES SOLING MATERIALS RUBBER					1728
100 U KINGDOM		121		11868	
217 CEYLON		3428		18718	
218 MALAYA		3638		17385	
335 GERMANY W		353		2990	
400 U STATES		42517		242128	
		50057		293089	
AUTOMOTIVE PARTS OF RUBBER NOP					1729
100 U KINGDOM				5262	
335 GERMANY W		2429		12134	
400 U STATES		126081		1177107	
		128510		1194503	
WEATHERSTRIPPING OF RUBBER					1730
100 U KINGDOM				189	
335 GERMANY W				1149	
400 U STATES		85004		936103	
		85004		937441	
TIRES PNEUM USED EXCEPT SCRAP	NO				1731
100 U KINGDOM			68	345	
400 U STATES		15575	136825	309161	
		15575	136893	309506	
ANNATTO SEED	LB				1741
400 U STATES			5040	652	
			5040	652	
SUGAR BEET SEED	LB				1744
335 GERMANY W			90221	43966	
354 NETHRLNDS			100330	23090	
400 U STATES			90804	15342	
			281355	82398	
SEEDS FOR BLENDING	LB				1746
100 U KINGDOM			2204	187	
215 INDIA	11350	701	84570	10513	
234 AUSTRALIA			200529	21075	
304 ARGENTINA			404490	43598	
335 GERMANY W			33200	3617	
353 MOROCCO	72071	8389	72071	8389	
354 NETHRLNDS			13905	969	
400 U STATES			204823	26002	
	83421	9090	1015792	114350	
COTTON SEED	CWT				1747
CLOVER SEED	LB				1750
100 U KINGDOM	253437	75406	3189684	782385	
236 NEW ZEAL			70616	41956	
318 DENMARK			18134	10830	
327 FRANCE			270940	64333	
335 GERMANY W			3538	743	
340 HUNGARY			31584	5993	
375 SWEDEN			100	63	
400 U STATES	282000	100389	2597708	779644	
	535437	175795	6182304	1685947	
FLAX SEED	BUSH				1751
353 MOROCCO			79	520	
354 NETHRLNDS			2801	17945	
400 U STATES			998437	3298519	
			1001317	3316984	
BENT GRASS SEED	LB				1753
236 NEW ZEAL			54716	33715	
335 GERMANY W			4287	2628	
400 U STATES	4500	2151	155842	82208	
	4500	2151	214845	118551	
GRASS SEED TIMOTHY	LB				1754
400 U STATES			200	66	
			200	66	
GRASS SEED N O P	LB				1755
100 U KINGDOM			74718	18387	
236 NEW ZEAL			41913	15162	
318 DENMARK	11200	1519	425810	84083	
354 NETHRLNDS			38053	13280	
375 SWEDEN			11419	4106	
400 U STATES	93701	38124	2512689	364030	
	104901	39643	3104602	499048	
MILLET AND RAPE SEED	LB				1756
100 U KINGDOM			9120	1517	
234 AUSTRALIA			258831	9716	
304 ARGENTINA	132276	3232	314247	9630	
318 DENMARK			41000	1316	
327 FRANCE			47600	7768	
335 GERMANY W	3000	122	9451	562	
354 NETHRLNDS			2000	208	
400 U STATES	50600	1435	573246	22360	
	185876	4789	1255495	53077	
MUSHROOM SPAWN					1757
400 U STATES		9554		44540	
		9554		44540	

IMPORTS INTO CANADA FOR CONSUMPTION

Articles and Countries from which Imported	MONTH OF AUGUST 1956		EIGHT MONTHS ENDED AUGUST 1956		Class Number
	Quantities	Values (\$)	Quantities	Values (\$)	
SEED BEANS AND SEED PEAS	LB				1758
100 U KINGDOM			9798	1668	
203 B E AFR			32000	4671	
236 NEW ZEAL			14850	2094	
400 U STATES			1190731	136324	
			1247379	144757	
SEED POTATOES	CWT				1759
400 U STATES			62445	153717	
			62445	153717	
SEEDS 5 DOLLARS OR OVER PER LB					1762
100 U KINGDOM				96	
318 DENMARK		134		542	
335 GERMANY W				431	
347 JAPAN				645	
354 NETHRLNOS				4855	
400 U STATES		2871		34537	
		3005		41106	
GARDEN FIELD ROOT SEEDS N O P					1766
100 U KINGDOM		1440		17159	
215 INDIA				858	
231 HONG KONG		3224		25874	
306 BELGIUM				827	
312 CHILE				1018	
318 DENMARK				26567	
327 FRANCE				1502	
328 FR AFRICA				1512	
335 GERMANY W				569	
337 GUATEMALA				454	
354 NETHRLNOS		3091		39821	
358 NICARAGUA				12539	
365 POLAND				7515	
400 U STATES		12219		403322	
		19974		539537	
TOBACCO TURKISH UNSTEMMED	LB				1776
336 GREECE	1408	1245	34026	31579	
379 TURKEY	11822	9145	186862	146673	
400 U STATES	80	55	4818	4505	
	13310	10445	225706	182757	
TOBACCO TURKISH STEMMED	LB				1777
TOBACCO FLUE CURED UNSTEMMED	LB				1778
400 U STATES	905	883	12120	11249	
	905	883	12120	11249	
CIGAR LEAF UNSTEMMED	LB				1779
316 CUBA	257	1861	13285	42668	
355 INDONESIA			3554	16399	
400 U STATES	44896	129745	346866	1072683	
	45153	131606	363705	1131750	
TOBACCO N O P UNSTEMMED	LB				1780
392 SYRIA	1471	460	46675	13034	
400 U STATES	262	80	82061	52087	
	1733	540	128736	65121	
TOBACCO FLUE CURED STEMMED	LB				1781
CIGAR LEAF STEMMED	LB				1782
316 CUBA	21570	31130	215280	295953	
400 U STATES	8682	7715	115076	63139	
	30252	38845	330356	359092	
TOBACCO N O P STEMMED	LB				1783
400 U STATES			1701	1955	
			1701	1955	
CIGARS	LB				1784
100 U KINGDOM			5	254	
224 JAMAICA	14	152	75	780	
309 BRAZIL			62	212	
311 BURMA			58	80	
316 CUBA	654	5602	4414	41229	
318 DENMARK	17	106	17	106	
335 GERMANY W	66	216	497	1844	
354 NETHRLNOS	2140	6364	17274	53180	
376 SWITZLNNO	158	379	531	1379	
400 U STATES	3011	7951	20293	53986	
	6060	20770	43226	153050	
CIGARETTES	LB				1785
100 U KINGDOM	4802	8544	55466	80736	
327 FRANCE	209	263	1539	2190	
335 GERMANY W			57	99	
344 ITALY	309	350	405	481	
372 SPAIN			18	72	
381 ALASKA			147	694	
400 U STATES	65770	112611	440839	740808	
	71090	121768	498471	825080	
SNUFF	LB				1786
100 U KINGDOM	465	1400	1870	4901	
	465	1400	1870	4901	
TOBACCO CUT	LB				1787
100 U KINGDOM	6619	13956	50204	100896	
207 UN SO AFR			240	152	
231 HONG KONG			500	740	
354 NETHRLNDS	4238	3148	30418	21800	
400 U STATES	22174	27909	133734	174320	
	33031	45013	215096	297978	
TOBACCO MANUFACTURED N O P	LB				1788
100 U KINGDOM	624	536	6339	5692	
231 HONG KONG			100	147	
400 U STATES	1250	774	9823	6457	
	1874	1310	16262	12296	

IMPORTS INTO CANADA FOR CONSUMPTION

Articles and Countries from which Imported	MONTH OF AUGUST 1956		EIGHT MONTHS ENDED AUGUST 1956		Class Number
	Quantities	Values (\$)	Quantities	Values (\$)	
LOCUST BEANS LOCUST BEAN MEAL 400 U STATES	LB 2605	259	107830	30373	1811
BRISTLES N O P	LB 2605	259	107830	30373	1812
BROOM CORN 344 ITALY 352 MEXICO 400 U STATES				50197 3125 361741	1813
CATTLE FOOD WITH MOLASSES 400 U STATES		49060		415063	1815
DRUGS CRUDE BARKS FLOWERS 100 U KINGDOM 207 UN SO AFR 215 INDIA 224 JAMAICA 231 HONG KONG 304 ARGENTINA 306 BELGIUM 307 BEL CONGO 309 BRAZIL 314 COLOMBIA 327 FRANCE 335 GERMANY W 336 GREECE 339 HONOURAS 344 ITALY 353 MOROCCO 363 PERU 388 YUGO SLAV 400 U STATES		901 1453 574 5965 293 6691 246 126 547 63 793		5253 1453 1819 865 46683 496 3337 14115 63 1282 2238 7398 63 2387 64 318 145 880 149352	1816
GLUE VEGETABLE 318 DENMARK 400 U STATES	LB 491	192	2000 24001	236 3979	1817
HAY AND STRAW 400 U STATES	TON 8822	192	26001	4215	1818
IVORY NUTS 321 ECUADOR		306313	30388	1039481	1819
MUCILAGE AND ADHESIVE PASTE 100 U KINGDOM 400 U STATES	LB 1432	328	11956	2957	1824
PALM LEAF UNMANUFACTURED 347 JAPAN 400 U STATES		5503	183388	48197	1825
ROOTS MEDICINAL ALKANET JALAP 100 U KINGDOM 231 HONG KONG 327 FRANCE 347 JAPAN 400 U STATES		5831	195344	51154	1827
STARCH AND PREPARATIONS N O P 100 U KINGDOM 231 HONG KONG 335 GERMANY W 354 NETHRLNDS 400 U STATES	LB 600	59	5063	707	1828
STARCH POTATO POTATO FLOUR 335 GERMANY W 347 JAPAN 354 NETHRLNDS 400 U STATES		297 380	5668 69727	1556 1564 9406	1829
STARCH FOR PASTE 400 U STATES		116288	6608800	617596	1830
TAR PINE CRUDE IN BULK 100 U KINGDOM 400 U STATES	LB 23400	1800	23400	1800	1832
TEASELS 100 U KINGDOM 327 FRANCE 372 SPAIN 400 U STATES		14763	3330751	243670	1833
TURPENTINE RAW OR CRUDE 400 U STATES	LB 23400	1800	23400	1800	1834
TURPENTINE SPIRITS OF 100 U KINGDOM 335 GERMANY W 354 NETHRLNDS 400 U STATES	GAL 17988	7629	400	86	1835
VEGETABLE PRODUCTS N O P 100 U KINGDOM		7629	178790	78359	1836

IMPORTS INTO CANADA FOR CONSUMPTION

Articles and Countries from which Imported	MONTH OF AUGUST 1956		EIGHT MONTHS ENDED AUGUST 1956		Class Number
	Quantities	Values (\$)	Quantities	Values (\$)	
215 INDIA				2826	
231 HONG KONG		753		7226	
309 BRAZIL				712	
327 FRANCE		62		62	
335 GERMANY W		318		2682	
344 ITALY		432		2773	
347 JAPAN		532		1603	
354 NETHRLNDS				1103	
376 SWITZRLND				1181	
400 U STATES		16818		120373	
VEGETABLE COLOURING		20345		163449	1839
100 U KINGDOM				4959	
344 ITALY				250	
354 NETHRLNDS				320	
400 U STATES		23494		118554	
DEXTRINE STARCH MIXTURES N O P	LB			124083	1840
100 U KINGDOM	5000	431	626776	49490	
354 NETHRLNDS	2204	170	790670	58513	
400 U STATES	84402	7166	560445	51425	
	91606	7767	1977891	159428	
DEXTRINE STARCH NOT A PASTE	LB				1841
354 NETHRLNDS	661	93	661	93	
400 U STATES	30000	4704	48676	12602	
	30661	4797	49337	12695	
DISTILLERS SOLUBLES					1842
100 U KINGDOM				1592	
400 U STATES		17499		123069	
		17499		124661	
VEGETABLE FLOUR NOP NOT EDIBLE					1843
100 U KINGDOM				1205	
231 HONG KONG				337	
309 BRAZIL		3514		36176	
335 GERMANY W				2384	
400 U STATES		21221		202482	
		24735		242584	
NON FOODS TAR 68A	206 662 809				1844
100 U KINGDOM				175	
372 SPAIN				793	
400 U STATES		143		16148	
		143		17116	
VEGETABLE FLAVOURINGS					1845
100 U KINGDOM		6013		17291	
232 MALTA				266	
327 FRANCE		1604		18687	
335 GERMANY W		687		2623	
336 GREECE				629	
337 GUATEMALA				2529	
344 ITALY				1746	
352 MEXICO				140	
354 NETHRLNDS		613		7387	
372 SPAIN				350	
379 TURKEY				878	
388 YUGO SLAV				1574	
400 U STATES		49089		357868	
		58006		411968	
SIZING PREPARATIONS N O P	LB				1846
400 U STATES	110889	9191	615611	78601	
	110889	9191	615611	78601	

IMPORTS INTO CANADA FOR CONSUMPTION

35

Articles and Countries from which Imported	MONTH OF AUGUST 1956		EIGHT MONTHS ENDED AUGUST 1956		Class Number
	Quantities	Values (\$)	Quantities	Values (\$)	
<u>GROUP 2</u>					
<u>ANIMALS AND ANIMAL PRODUCTS</u>					
CATTLE PURE BRED	NO				2012
100 U KINGDOM	3	1045	84	80205	
400 U STATES	85	24595	798	491535	
	88	25640	882	571740	
BABY CHICKS AND TURKEY POULTS	NO				2013
400 U STATES	113740	30421	1420726	490533	
	113740	30421	1420726	490533	
DOGS PURE BRED	NO				2014
100 U KINGDOM	20	1800	101	13559	
231 HONG KONG			1	50	
305 AUSTRIA			1	200	
327 FRANCE			2	144	
335 GERMANY W			8	500	
359 NORWAY	2	120	2	120	
375 SWEDEN			2	174	
376 SWITZRLND			1	50	
381 ALASKA	2	196	3	246	
389 IRELAND			1	300	
400 U STATES	24	2733	216	24554	
	48	4849	338	39897	
FOWLS DOMESTIC PURE BRED	NO				2015
400 U STATES	88	214	173	709	
	88	214	173	709	
HORSES PURE BRED	NO				2018
100 U KINGDOM	4	3014	25	29486	
400 U STATES	20	15357	89	96629	
	24	18371	114	126115	
RABBITS PURE BRED	NO				2019
400 U STATES			113	471	
			113	471	
SHEEP PURE BRED	NO				2020
236 NEW ZEAL	1	810	1	810	
400 U STATES	6	323	47	4991	
	7	1133	48	5801	
ANIMALS FOR IMP OF STOCK N O P	NO				2021
100 U KINGDOM	39	6951	99	25649	
400 U STATES	1	74	10	1947	
	40	7025	109	27596	
HORSES N O P	NO				2035
100 U KINGDOM	77	8949	447	60638	
400 U STATES	103	14661	678	126454	
	180	23610	1125	187092	
LIVESTOCK N O P	NO				2037
100 U KINGDOM			134	2909	
400 U STATES	988	42933	26577	1612346	
	988	42933	26711	1615255	
BEEES	PKGS				2041
400 U STATES	30	105	131562	470936	
	30	105	131562	470936	
FOXES	NO				2042
LEECHES					2043
335 GERMANY W				355	
400 U STATES				91	
				446	
PIGEONS HOMING AND PHEASANTS					2044
100 U KINGDOM		90		570	
400 U STATES		1917		12855	
		2007		13425	
TURTLES					2045
400 U STATES		6278		19173	
		6278		19173	
ALL OTHER ANIMALS LIVING N O P					2046
100 U KINGDOM		1366		8739	
215 INDIA		31440		107428	
234 AUSTRALIA				334	
306 BELGIUM		175		2324	
314 COLOMBIA				92	
318 DENMARK				1173	
335 GERMANY W		173		4156	
347 JAPAN				138	
354 NETHRLNDS		694		5430	
363 PERU				156	
364 PHIL				2972	
400 U STATES		11619		132278	
		45467		265220	
MINK	NO				2047
326 FINLAND			6	1155	
375 SWEDEN			2	488	
400 U STATES			1345	144086	
			1353	145729	
BONES CRUDE	CWT				2051
100 U KINGDOM			5	294	
215 INDIA			10	306	
318 DENMARK			20	540	
327 FRANCE			16	954	
328 FR AFRICA			61	3105	
347 JAPAN			4	151	
366 PORTUGAL			22	1297	

IMPORTS INTO CANADA FOR CONSUMPTION

Articles and Countries from which Imported	MONTH OF AUGUST 1956		EIGHT MONTHS ENDED AUGUST 1956		Class Number
	Quantities	Values (\$)	Quantities	Values (\$)	
400 U STATES	23	2332	8266	47376	
BONE DUST CHARRED BONE	23	2332	8404	54023	
100 U KINGDOM	CWT	3050	25358	66399	2052
234 AUSTRALIA			3000	7976	
375 SWEDEN			8	121	
400 U STATES		1768	6904	51596	
BONE PITCH CRUDE ONLY	CWT	4818	35270	126092	2053
100 U KINGDOM			27	161	
400 U STATES		153	2168	14825	
CHARCOAL ANIMAL FOR SUGAR		153	2195	14986	
100 U KINGDOM	CWT	3397	25467	230160	2054
322 EGYPT		29659	3360	18358	
354 NETHRLNDS			1106	5457	
400 U STATES			3	54	
IVORY AND MANUFACTURES		3397	29936	254029	
100 U KINGDOM				2649	2063
203 B E AFR		266		50	
215 INDIA		50		845	
231 HONG KONG				641	
347 JAPAN				140	
381 ALASKA		58		119	
400 U STATES		429		3119	
BUTTON BLANKS OF SHELL ROUGH		803		7563	2071
SHELLS UNMANUFACTURED FOSSILS					
100 U KINGDOM		2672		35023	2073
228 LEEW WIND				100	
335 GERMANY W		1979		5749	
347 JAPAN				203	
354 NETHRLNDS		288		2566	
400 U STATES		326		9390	
SHELLS N O P CRUSHED OR GROUND	CWT	5265		53031	2074
400 U STATES			424	820	
OYSTER SHELLS CRUSHED OR NOT			424	820	
400 U STATES	CWT	54436	460939	296035	2075
FEATHERS NATURAL		54436	460939	296035	
100 U KINGDOM				2239	2081
231 HONG KONG		93		76460	
306 BELGIUM		8408		4254	
317 CZECHO S		252		3627	
318 DENMARK				77	
327 FRANCE		255		457	
335 GERMANY W		4052		11875	
344 ITALY				177	
393 TAIWAN				710	
400 U STATES		8197		67091	
BAWMINTON SHUTTLE COCKS BIRDS		21257		166967	
100 U KINGDOM	GROSS	230	2979	765	2083
215 INDIA				39	
216 PAKISTAN				161	438
318 DENMARK	10	251	25	1465	
335 GERMANY W	12	102	115	751	
347 JAPAN			147	962	
376 SWITZRLND			27	1360	
400 U STATES			511	337	
MANUFACTURES OF FEATHERS N O P		252	3332	1790	2084
100 U KINGDOM					
207 UN SO AFR		1305		5043	
215 INDIA		434		1101	
216 PAKISTAN				1132	
231 HONG KONG				756	
317 CZECHO S				1584	
327 FRANCE		1352		1256	
335 GERMANY W		2536		12807	
344 ITALY				7808	
347 JAPAN				119	
352 MEXICO		253		766	
376 SWITZRLND				542	
400 U STATES		6186		921	
FEATHERBONE COILS		12066		20883	
400 U STATES		2092		54718	2085
QUILLS NATURAL OR UNPLUMED		2092		11015	
100 U KINGDOM					2086
207 UN SO AFR		184		2675	
231 HONG KONG		3962		3962	
304 ARGENTINA				261	
313 CHINA		767		1960	
352 PARAGUAY				767	
365 POLAND				325	
400 U STATES		2834		670	
EGG HADDOCK POLLOCK FRESH	LB	7747		40902	
100 U KINGDOM			29290	6220	2091
381 ALASKA		44970	176230	23780	

IMPORTS INTO CANADA FOR CONSUMPTION

Articles and Countries from which Imported	MONTH OF AUGUST 1956		EIGHT MONTHS ENDED AUGUST 1956		Class Number
	Quantities	Values (\$)	Quantities	Values (\$)	
400 U STATES	10970	1353	410294	72062	
HALIBUT FRESH	55940	6843	615814	102062	2092
381 ALASKA	3864	733	252265	39480	
400 U STATES	208697	52229	784763	168087	
FISH LIVERS	212561	52962	1037028	207567	2093
400 U STATES			1080	271	
HERRINGS FRESH			1080	271	2094
100 U KINGDOM	27944	3816	113519	17138	
359 NORWAY			58902	3529	
400 U STATES	2151000	42401	6018700	119685	
LIVE FISH AND EGGS PROPAGATING	2178944	46217	6191121	140352	2095
400 U STATES		212		20481	
LOBSTERS FRESH		212		20481	2096
234 AUSTRALIA			1000	1086	
316 CUBA			1000	970	
400 U STATES	16600	10509	69548	44990	
MACKEREL FRESH	16600	10509	71548	47046	2097
400 U STATES	3500	353	6429	768	
OYSTERS SEED AND BREEDING	3500	353	6429	768	2098
347 JAPAN				8180	
400 U STATES				18401	
OYSTERS IN THE SHELL				26581	2099
400 U STATES			8RL	71	2077
OYSTERS SHIELLED IN BULK				71	2077
400 U STATES			GAL		
SALMON FRESH	13	98	46876	304084	2100
381 ALASKA	140378	49133	161207	55382	
400 U STATES	60500	30667	174517	79913	
SQUID FRESH	200878	79800	335724	135295	2101
231 HONG KONG				4708	
347 JAPAN		123		480	
400 U STATES		6094		18927	
FISH ALL OTHER FRESH		6217		24115	2102
100 U KINGDOM			5980	2261	
231 HONG KONG			14031	3635	
318 DENMARK	1375	624	5785	2231	
347 JAPAN	304470	52018	574250	118257	
354 NETHRLNDS			59545	19562	
400 U STATES	131510	24080	1725803	211664	
COD HADDOCK POLLOCK DRIED	437355	76722	2385394	357610	2103
100 U KINGDOM	14550	3351	24000	5085	2111
359 NORWAY	5512	1830	6218	2041	
COD HADDOCK POLLOCK SALTED	20062	5181	30218	7126	2113
400 U STATES			2005	160	
HALIBUT SALTED			2005	160	2114
HERRINGS SALTED					2115
100 U KINGDOM	33890	4073	420417	47202	
318 DENMARK			8929	828	
354 NETHRLNDS	4406	862	280694	38527	
359 NORWAY	405	192	442217	34678	
375 SWEDEN			24616	2860	
400 U STATES	3550	544	15019	1918	
MACKEREL PICKLED	42251	5671	1191892	126013	2117
SALMON SALTED					2118
SALMON SMOKED					2119
400 U STATES			3987	3515	
FISH DRIED M O P			3987	3515	2120
231 HONG KONG	100	98	3209	2768	
347 JAPAN	450	199	4675	1964	
400 U STATES	433	278	1012	514	
FISH ALL OTHER SALTED	983	575	8896	5246	2121
100 U KINGDOM			21000	2775	
231 HONG KONG	1540	809	47085	19366	
336 GREECE			3009	869	
372 SPAIN	21165	5059	21165	5059	
375 SWEDEN			1273	333	
400 U STATES	3066	767	27156	5324	
FISH OTHER SMOKED OR BONELESS	25771	6635	120688	33726	2122
100 U KINGDOM	5732	1039	259950	44423	
231 HONG KONG			690	251	
335 GERMANY			4401	695	
354 NETHRLNDS			3551	384	
359 NORWAY			2756	300	
400 U STATES			13556	3558	
	5732	1039	284904	49611	

IMPORTS INTO CANADA FOR CONSUMPTION

Articles and Countries from which Imported	MONTH OF AUGUST 1956		EIGHT MONTHS ENDED AUGUST 1956		Class Number
	Quantities	Values (\$)	Quantities	Values (\$)	
CRABS CLAMS SHRIMPS CANNED	LB				2131
100 U KINGDOM			1820	1233	
231 HONG KONG			144	143	
318 DENMARK		67	267	182	
335 GERMANY W		1030	1030	515	
347 JAPAN	245044	59749	1133722	282247	
354 NETHRLNDS			655	372	
359 NORWAY		7137	19535	16177	
400 U STATES	245680	284349	1264427	1255049	
	498958	349293	2421600	1555918	
KIPPERED HERRINGS CANNED	LB				2132
100 U KINGDOM	5918	1603	126828	32266	
326 FINLAND			245	137	
359 NORWAY	13467	3860	103687	31564	
	19385	5463	230760	63967	
LOBSTERS CANNED PREPARED N O P	LB				2133
100 U KINGDOM			247	178	
207 UN SO AFR	15000	18517	56205	69342	
234 AUSTRALIA			2000	938	
359 NORWAY			63	86	
400 U STATES			2770	2210	
	15000	18517	61285	72754	
OYSTERS SHELLLED IN CANS	QUART				2136
347 JAPAN			1902	1016	
400 U STATES	1772	4161	10718	19197	
	1772	4161	12620	20213	
OYSTERS PREPARED PRESERVED N O P	LB				2137
231 HONG KONG	280	270	11290	12106	
347 JAPAN	7522	4149	123280	59669	
354 NETHRLNDS			240	396	
400 U STATES	9127	9240	68793	61792	
	16929	13659	203603	133963	
SALMON CANNED PREPARED N O P	LB				2138
100 U KINGDOM			130	65	
318 DENMARK			937	722	
347 JAPAN	766944	459636	4976408	3008600	
400 U STATES			7351	4681	
	766944	459636	4984826	3014068	
PILCHARD CANNED	LB				2139
400 U STATES			117000	13063	
			117000	13063	
ANCHOVIES SARDINES CANNED	LB				2140
100 U KINGDOM	829	433	4696	2062	
318 DENMARK	117	54	54290	22559	
327 FRANCE			4386	4314	
335 GERMANY W	1050	382	9615	4210	
344 ITALY			1950	1370	
353 MOROCCO			94219	35023	
359 NORWAY	127950	86693	751772	414878	
366 PORTUGAL	44049	23527	258986	149709	
372 SPAIN	975	566	31734	16732	
375 SWEDEN	1369	428	9437	3720	
388 YUGO SLAV	6300	3362	22804	13970	
400 U STATES			30084	22038	
	182639	115445	1273973	690585	
TUNA FISH CANNED	LB				2143
347 JAPAN	358850	129231	1034735	388328	
363 PERU			1800	485	
400 U STATES			7244	5119	
	358850	129231	1043779	393932	
FISH PRESERVED IN OIL N O P					2144
231 HONG KONG		597		13832	
318 DENMARK		85		967	
327 FRANCE				1840	
335 GERMANY W		163		23031	
344 ITALY				970	
347 JAPAN				2894	
363 PERU		39812		212931	
366 PORTUGAL				13626	
375 SWEDEN				269	
400 U STATES				1293	
		40657		271653	
FISH PREPARED OR PRESERVED N O P					2145
100 U KINGDOM		763		15151	
231 HONG KONG		1471		7945	
318 DENMARK		925		1420	
327 FRANCE				2243	
335 GERMANY W				9044	
344 ITALY				430	
347 JAPAN		3039		15738	
352 MEXICO		1743		8734	
354 NETHRLNDS				319	
359 NORWAY		271		5164	
366 PORTUGAL				1103	
375 SWEDEN				52	
400 U STATES		7774		119467	
		15986		186810	
HERRINGS CANNED	LB				2146
100 U KINGDOM	7029	1255	91686	16913	
231 HONG KONG	788	385	1412	689	
335 GERMANY W	20971	4412	124491	26360	
359 NORWAY			11791	3143	
375 SWEDEN	1419	532	9998	5556	
400 U STATES			4874	2010	
	30207	6584	244252	54671	

IMPORTS INTO CANADA FOR CONSUMPTION

Articles and Countries from which Imported	MONTH OF AUGUST 1956		EIGHT MONTHS ENDED AUGUST 1956		Class Number
	Quantities	Values (\$)	Quantities	Values (\$)	
FISH OFFAL OR REFUSE 400 U STATES	CWT 2833	8310	17165	57905	2151
SPONGES OF MARINE PRODUCTION 100 U KINGDOM 316 CUBA 327 FRANCE 328 FR AFRICA 336 GREECE 344 ITALY 379 TURKEY 400 U STATES		8310	17165	57905	2152
		555		262	
		74		5227	
				1713	
				691	
				8203	
				1125	
				575	
		1555		39653	
		2184		57449	
FISHERY PRODUCTS 100 U KINGDOM 231 HONG KONG 234 AUSTRALIA 236 NEW ZEAL 316 CUBA 318 DENMARK 327 FRANCE 335 GERMANY W 336 GREECE 347 JAPAN 352 MEXICO 359 NORWAY 361 PANAMA 375 SWEDEN 400 U STATES		93		954	2153
		5425		102746	
		6615		6615	
		13162		43274	
				1665	
				150	
		140		140	
		716		1685	
		145		145	
		1228		13749	
		5126		30752	
		4570		5119	
				980	
		68		604	
		145568		898876	
		182856		1107454	
FISH MEAL	CWT				2154
FUR SKINS CHINA AND JAP MINK 100 U KINGDOM 347 JAPAN 400 U STATES	NO		2000	7201	2155
			37000	103397	
	1100	3949	3300	11434	
	1100	3949	42300	122032	
FUR SKINS OPOSSUM UNDRRESSED 400 U STATES	NO		33894	13222	2156
			33894	13222	
FUR SKINS RACCOON UNDRRESSED 400 U STATES	NO		200034	730408	2157
	24364	62196	200034	730408	
	24364	62196	200034	730408	
FUR SKINS SHEEP LAMB UNDRRESSED 207 UN SO AFR 234 AUSTRALIA 304 ARGENTINA 363 PERU 386 URUGUAY 400 U STATES	NO		5000	9600	2158
	5651	7237	11547	12793	
			84019	149781	
			1716	343	
			22534	28725	
	5496	9346	47285	125343	
	11147	16583	172101	326585	
FUR SKINS VISCACHA UNDRRESSED	NO				2159
FUR SKINS WALLABY UNDRRESSED	NO				2160
FUR SKINS MARINE UNDRRESSED	NO				2161
FUR SKINS FOX UNDRRESSED 100 U KINGDOM 359 NORWAY 375 SWEDEN 400 U STATES	NO		4700	43473	2162
	720	9539	394	5658	
	1100	9611	1110	9715	
	112	1875	2046	21543	
	1932	21025	8250	80389	
FUR SKINS KOLINSKY UNDRRESSED 100 U KINGDOM 231 HONG KONG 313 CHINA 380 USSR 400 U STATES	NO		24040	53909	2163
			1150	725	
			10463	19233	
	18600	25461	46310	70943	
			305	385	
	18600	25461	82268	145195	
FUR SKINS MINK UNDRRESSED 100 U KINGDOM 318 DENMARK 326 FINLAND 327 FRANCE 375 SWEDEN 380 USSR 381 ALASKA 400 U STATES	NO		10980	127459	2164
	2460	31193	1561	29333	
			5456	93267	
			450	5306	
			2067	47891	
	240	2184	1980	24404	
			15	540	
	7296	121789	135258	2591004	
	9996	155166	157767	2919204	
FUR SKINS MUSKRAT UNDRRESSED 100 U KINGDOM 335 GERMANY W 375 SWEDEN 380 USSR 381 ALASKA 400 U STATES	NO		123000	112911	2165
	2400	2600	2400	2600	
	10000	13105	20000	21709	
			10000	9578	
			821	615	
	57050	79533	1128574	1612615	
	69450	95238	1284795	1760028	
FUR SKINS PERSIAN LAMB UNDRRESS 100 U KINGDOM 207 UN SO AFR 354 NETHRLNDS 380 USSR 400 U STATES	NO		142361	923471	2166
	31534	175845	3080	17307	
	3080	17307	4216	31800	
			23836	160460	
	77864	686804	438419	3762757	
	112478	879956	611912	4895795	

IMPORTS INTO CANADA FOR CONSUMPTION

Articles and Countries from which Imported	MONTH OF AUGUST 1956		EIGHT MONTHS ENDED AUGUST 1956		Class Number
	Quantities	Values (\$)	Quantities	Values (\$)	
FUR SKINS RABBIT UNDRESSED	NO				2167
327 FRANCE	14500	7227	124500	63842	
347 JAPAN	12000	6105	112000	51203	
400 U STATES	7850	3928	102876	50537	
	34350	17260	339376	165582	
FUR SKINS SQUIRREL UNDRESSED	NO				2168
100 U KINGDOM			48100	30570	
305 AUSTRIA			20357	7025	
375 SWEDEN			6224	1952	
400 U STATES	12200	6154	86085	50883	
	12200	6154	160766	90430	
FUR SKINS UNDRESSED N O P	NO				2169
100 U KINGDOM	10500	16591	167934	196256	
231 HONG KONG	18000	12557	29200	21131	
234 AUSTRALIA			1883	1042	
304 ARGENTINA			2000	500	
308 BOLIVIA			30	252	
309 BRAZIL			491	4531	
313 CHINA	23700	19234	211800	309603	
314 COLOMBIA			15	273	
317 CZECHO S			33000	53958	
321 ECUADOR			15	273	
335 GERMANY W			115	1150	
352 MEXICO			160	1078	
354 NETHRLNDS			50	50	
375 SWEDEN			80002	148979	
380 USSR			40000	74117	
381 ALASKA			169	4260	
400 U STATES	7093	70165	121174	954280	
	59293	118547	688038	1771733	
ASTRACHAN RUSSIAN HARE DRESSED					2171
RABBIT SKINS DRESSED N O P	DOZ				2172
306 BELGIUM	108	326	3511	16669	
313 CHINA	833	2970	833	2970	
335 GERMANY W			625	4515	
344 ITALY	500	1359	1000	2711	
400 U STATES	192	1414	915	4047	
	1633	6069	6884	30912	
FUR SKINS DRESSED N O P					2173
100 U KINGDOM				34358	
304 ARGENTINA				75	
306 BELGIUM				932	
313 CHINA				5914	
327 FRANCE				2978	
375 SWEDEN				310	
380 USSR				5314	
386 URUGUAY				446	
400 U STATES		332300		1705205	
		332300		1755532	
HATTERS FURS NOT ON THE SKIN	LB				2174
100 U KINGDOM			9063	35198	
234 AUSTRALIA			3000	13196	
306 BELGIUM	1400	5324	33661	103095	
327 FRANCE	450	1599	49690	185221	
335 GERMANY W	640	2392	6190	21559	
372 SPAIN	220	739	49536	112720	
400 U STATES	6924	33725	112846	437344	
	9634	43779	263986	908333	
FUR SKINS SHEEP DRESSED					2175
100 U KINGDOM		943		1784	
344 ITALY				1623	
400 U STATES		13753		106597	
		14696		110004	
MANUFACTURES OF FUR N O P					2181
100 U KINGDOM		4658		34974	
215 INDIA		133		133	
234 AUSTRALIA		774		4013	
313 CHINA				15147	
327 FRANCE		86		3394	
335 GERMANY W		72		72	
336 GREECE		58		591	
400 U STATES		38646		309733	
		44427		368057	
BRISTLES ANIMAL	LB				2191
100 U KINGDOM	66239	141530	156332	404804	
215 INDIA			100	361	
306 BELGIUM			7032	22599	
313 CHINA	5466	10960	5466	10960	
335 GERMANY W	410	971	5593	13773	
347 JAPAN			802	3043	
354 NETHRLNDS	11000	13530	33883	72396	
400 U STATES	35	1007	1031	9537	
	83150	167998	210239	537473	
HAIR UNMANUFACTURED	LB				2192
100 U KINGDOM			1368	9627	
335 GERMANY W			11	247	
352 MEXICO			30722	9636	
354 NETHRLNDS	49600	15634	100933	31230	
400 U STATES	149904	21843	1188386	207898	
	199504	37477	1321420	258638	
HORSE HAIR	LB				2193
100 U KINGDOM	10	96	20	190	
400 U STATES	2752	4956	56479	86305	
	2762	5052	56499	86495	

IMPORTS INTO CANADA FOR CONSUMPTION

Articles and Countries from which Imported	MONTH OF AUGUST 1956		EIGHT MONTHS ENDED AUGUST 1956		Class Number
	Quantities	Values (\$)	Quantities	Values (\$)	
HAIR CURLED DYED N O P 100 U KINGDOM 335 GERMANY W 400 U STATES		168		2368	2194
		1509		910	
		1677		7762	
				11040	
MANUFACTURES OF HAIR NOP 100 U KINGDOM 231 HONG KONG 305 AUSTRIA 313 CHINA 327 FRANCE 335 GERMANY W 347 JAPAN 400 U STATES		1241		13037	2195
		729		3469	
		401		773	
		868		5244	
		315		2909	
		2606		2605	
		6160		315	
				17054	
				45406	
HORSE HIDES 304 ARGENTINA 400 U STATES	NO		2000	9680	2200
	6	51	4425	24358	
	6	51	6425	34038	
CALF SKINS AND KIPS RAW 234 AUSTRALIA 236 NEW ZEAL 304 ARGENTINA 318 DENMARK 327 FRANCE 334 ST PIERRE 344 ITALY 354 NETHRLNDS 365 POLAND 376 SWITZRLND 400 U STATES	NO		2000	5788	2201
			21394	69522	
			500	1754	
			15000	59063	
			2950	21655	
			530	427	
			1000	8083	
	12000	39048	17150	59542	
	5000	15705	5000	15705	
	5314	44661	7302	61621	
	37625	113638	483100	1744078	
	59939	213052	555926	2047238	
CATTLE HIDES RAW 236 NEW ZEAL 304 ARGENTINA 334 ST PIERRE 400 U STATES	NO	1000	6501	39509	2202
		7453	250	1787	
			636	1183	
	51903	305269	472817	3000720	
	52903	312722	480204	3043199	
SHEEP SKINS RAW 100 U KINGDOM 234 AUSTRALIA 236 NEW ZEAL 304 ARGENTINA 334 ST PIERRE 386 URUGUAY 391 LEBANON 400 U STATES	NO		7680	12572	2203
			23805	25744	
			162990	145712	
	16120	29856	113867	184740	
			298	107	
			26014	47151	
			1200	1169	
	22102	22187	401953	619279	
	38222	52043	737807	1036474	
OTHER HIDES AND SKINS RAW NOP 335 GERMANY W 400 U STATES	NO		1747	2063	2204
			612	2125	
			2359	4188	
GOAT SKINS AND KID SKINS RAW 207 UN SO AFR 325 ETHIOPIA 335 GERMANY W 400 U STATES	NO	6000	13007	6000	2205
		6000	4740	6000	
			5600	5985	
			1122	1316	
	12000	17747	18722	25048	
HIDE SECTIONS OR BELLIES 335 GERMANY W 384 P RICO 400 U STATES	NO		1247	20243	2206
			710	1299	
	48527	54495	498788	477795	
	48527	54495	500745	499337	
LEATHER DRESSED KID 100 U KINGDOM 215 INDIA 327 FRANCE 335 GERMANY W 344 ITALY 352 MEXICO 372 SPAIN 400 U STATES		51695		419951	2210
				599	
				1200	
		7173		46887	
				434	
				905	
		2055		9027	
		32013		228893	
		92936		707896	
BELTING LEATHER IN BUTTS 100 U KINGDOM 234 AUSTRALIA 318 DENMARK 327 FRANCE 354 NETHRLNDS 400 U STATES		8395		38012	2211
				371	
				1379	
		1804		11145	
				1168	
		3759		51851	
		13958		103926	
LEATHER TANNED N O P 100 U KINGDOM 215 INDIA 224 JAMAICA 234 AUSTRALIA 236 NEW ZEAL 306 BELGIUM 327 FRANCE 335 GERMANY W 354 NETHRLNDS 400 U STATES		5538		63301	2213
		8355		89259	
				18536	
				210	
				3076	
				3586	
				795	
		117		117	
				2553	
		13292		122610	
		27302		304043	
LEATHER DRESSED N O P 100 U KINGDOM 234 AUSTRALIA		71980		785397	2215
				1792	

IMPORTS INTO CANADA FOR CONSUMPTION

Articles and Countries from which Imported	MONTH OF AUGUST 1956		EIGHT MONTHS ENDED AUGUST 1956		Class Number
	Quantities	Values (\$)	Quantities	Values (\$)	
236 NEW ZEAL				2809	
306 BELGIUM				2734	
309 BRAZIL		532		1943	
318 DENMARK		177		1916	
327 FRANCE		26611		351850	
335 GERMANY W		3352		18424	
344 ITALY		2780		3737	
352 MEXICO				1985	
354 NETHRLNDS		242		5235	
372 SPAIN		685		685	
375 SWEDEN				2537	
376 SWITZRLND				785	
389 IRELAND				6040	
400 U STATES		126253		1063394	
CHAMOIS SKIN		232612		2251263	
100 U KINGDOM		18517		237509	2216
234 AUSTRALIA				2561	
236 NEW ZEAL		1812		8273	
318 DENMARK				316	
327 FRANCE				899	
400 U STATES		462		3492	
PATENT AND UPHOLSTERY LEATHER		20791		253050	
100 U KINGDOM				153	2217
400 U STATES		5634		92359	
SOLE LEATHER		5634		92512	
100 U KINGDOM	LB	832	635	10269	2218
400 U STATES		6773	3508	145330	
SCRAP LEATHER		7605	4143	155599	
236 NEW ZEAL				2943	2219
400 U STATES		3354		59046	
PIG MOROCCO ROLLER LEATHERS		3354		61989	
100 U KINGDOM		59480		343981	2220
318 DENMARK				842	
400 U STATES		1578		20607	
LEATHER FROM EAST INDIA KIP		61058		365430	
100 U KINGDOM		65348		662509	2221
LEATHER FOR GLOVES OR CLOTHING		65348		662509	
100 U KINGDOM		68954		552524	2224
215 INDIA				367	
306 BELGIUM				7990	
327 FRANCE				69	
335 GERMANY W				331	
375 SWEDEN		708		1644	
400 U STATES		154448		1151432	
LEATHER FOR UPHOLSTERY LEATHER		224110		1717647	
100 U KINGDOM		11896		128253	2225
400 U STATES		1179		7235	
CRUST OIL LEATHER FOR CHAMOIS		13075		135488	
100 U KINGDOM				10802	2226
BOOTS AND SHOES PEGGED LEATHER	PAIR			10802	
100 U KINGDOM				25	2231
335 GERMANY W				100	
BOOTS AND SHOES MENS LEATHER	PAIR			125	
100 U KINGDOM	64264	294048	321887	1566712	2232
231 HONG KONG			1908	1094	
305 AUSTRIA	105	1447	399	6781	
306 BELGIUM			16	62	
327 FRANCE	119	950	1378	10319	
335 GERMANY W	1080	6807	8229	52432	
344 ITALY	797	5604	15575	76730	
352 MEXICO			199	734	
354 NETHRLNDS	1000	1450	1353	3003	
372 SPAIN			999	1109	
376 SWITZRLND	119	1402	480	5558	
400 U STATES	6250	35955	57934	290847	
BOOTS AND SHOES WOMENS LEATHER	PAIR	73734	347663	410357	2233
100 U KINGDOM	35299	142027	96885	469285	
231 HONG KONG			1651	2355	
305 AUSTRIA	111	1422	147	1652	
327 FRANCE			137	548	
335 GERMANY W	266	1258	8913	48445	
344 ITALY	3083	17390	27830	126256	
347 JAPAN	72	165	72	165	
352 MEXICO			4795	6125	
354 NETHRLNDS			1356	3330	
372 SPAIN	210	252	210	252	
376 SWITZRLND	629	5564	7915	59544	
383 HAWAII			288	490	
384 P RICO			4339	9763	
400 U STATES	70057	280527	475372	1745123	
BOOTS SHOES CHILDRENS LEATHER	PAIR	109727	448605	629910	2234
100 U KINGDOM	5171	8174	98259	105349	
231 HONG KONG			240	169	

IMPORTS INTO CANADA FOR CONSUMPTION

Articles and Countries from which Imported	MONTH OF AUGUST 1956		EIGHT MONTHS ENDED AUGUST 1956		Class Number
	Quantities	Values (\$)	Quantities	Values (\$)	
305 AUSTRIA			39	353	
335 GERMANY W	217	788	2516	8496	
344 ITALY	594	1017	1748	2836	
354 NETHRLNDS			17972	18302	
372 SPAIN			107	232	
384 P RICO			104	192	
400 U STATES	13774	23409	70975	121468	
GARMENTS LEATHER	19756	33388	191960	257397	2235
100 U KINGDOM		989		8469	
335 GERMANY W				122	
352 MEXICO				443	
376 SWITZRLND		154		154	
400 U STATES		2995		22930	
GLOVES MITTS LEATHER		4138		32118	2236
100 U KINGDOM		79997		218696	
216 PAKISTAN		4267		6671	
234 AUSTRALIA				327	
305 AUSTRIA		1453		1518	
327 FRANCE		12248		63030	
335 GERMANY W		1231		6025	
344 ITALY		18157		35465	
347 JAPAN		226		4425	
354 NETHRLNDS		9586		12187	
372 SPAIN				1500	
375 SWEDEN		267		748	
400 U STATES		6360		62907	
GLOVES OF KID WOMENS		133792		413499	2237
100 U KINGDOM		291		4369	
305 AUSTRIA				263	
306 BELGIUM		2573		3900	
327 FRANCE		28602		138003	
335 GERMANY W		11884		74724	
344 ITALY		1671		7438	
372 SPAIN				231	
376 SWITZRLND				1882	
400 U STATES				779	
HARNESS AND SADDLERY		45021		231589	2238
100 U KINGDOM		6903		60451	
215 INDIA				247	
322 EGYPT				70	
327 FRANCE				705	
335 GERMANY W		548		3207	
344 ITALY		135		406	
352 MEXICO				70	
354 NETHRLNDS				577	
400 U STATES		20180		158047	
LEATHER BELTING		27766		223780	2239
100 U KINGDOM		3036		19295	
318 DENMARK				105	
327 FRANCE				2011	
335 GERMANY W				870	
354 NETHRLNDS				3369	
376 SWITZRLND				485	
400 U STATES		2969		48238	
MFRS OF LEATHER OR RAWHIDE NOP		6005		74373	2241
100 U KINGDOM		10468		97438	
216 PAKISTAN		278		1021	
231 HONG KONG				143	
305 AUSTRIA		179		831	
306 BELGIUM				954	
327 FRANCE		388		2158	
328 FR AFRICA				57	
335 GERMANY W		1232		9565	
344 ITALY		1777		6774	
347 JAPAN		55		428	
352 MEXICO				661	
353 MOROCCO		59		1718	
354 NETHRLNDS		56		216	
372 SPAIN				216	
375 SWEDEN				262	
376 SWITZRLND		187		2473	
388 YUGD SLAV				2047	
389 IRELAND				143	
400 U STATES		55067		485278	
SOLES AND HEELS LEATHER		69746		612383	2243
100 U KINGDOM		3124		40007	
400 U STATES		8924		58395	
SHOE LIFTS AND WELTING LEATHER		12048		98402	2244
335 GERMANY W				141	
400 U STATES		1815		24586	
STRAPS LEATHER		1815		24727	2245
100 U KINGDOM		5573		42325	
220 BERMUDA				888	
231 HONG KONG		441		8212	
327 FRANCE		125		3653	
335 GERMANY W		1178		15222	
344 ITALY				515	

IMPORTS INTO CANADA FOR CONSUMPTION

Articles and Countries from which Imported	MONTH OF AUGUST 1956		EIGHT MONTHS ENDED AUGUST 1956		Class Number
	Quantities	Values (\$)	Quantities	Values (\$)	
347 JAPAN		269		518	
352 MEXICO		573		1168	
354 NETHRLNDS				56	
376 SWITZRLND		220		13503	
400 U STATES		14861		106957	
BICYCLE SADDLES		23240		193017	
	NO				2246
100 U KINGDOM	6921	6026	41261	36271	
335 GERMANY W	5599	2244	44758	26796	
347 JAPAN	250	202	250	202	
354 NETHRLNDS	1820	1449	16350	12819	
400 U STATES	1710	1381	17127	15395	
BEEF AND VEAL FRESH	16300	11302	119746	91483	
	LB				2251
100 U KINGDOM			4722	1667	
234 AUSTRALIA	34470	7544	45415	9769	
236 NEW ZEAL	389632	75039	502865	102135	
381 ALASKA	226	229	4377	3890	
389 IRELAND			225000	59794	
400 U STATES	252749	108648	2594365	923771	
MUTTON AND LAMB FRESH	677077	191460	3376744	1101026	
	LB				2252
100 U KINGDOM			1580	632	
234 AUSTRALIA			3035326	646626	
236 NEW ZEAL	742722	89942	5012679	972450	
400 U STATES	51200	11023	197588	64510	
PORK FRESH	793922	100965	8247173	1684218	
	LB				2253
100 U KINGDOM			700	250	
234 AUSTRALIA	1380	610	45258	18726	
381 ALASKA			216	171	
POULTRY NOP GAME	1380	610	46174	19147	
					2254
100 U KINGDOM				101	
400 U STATES		75		163193	
RABBITS FROZEN FOR FOX FEED		75		163294	
MEATS FRESH N O P					2255
	LB				
100 U KINGDOM	1144	435	1144	435	
316 CUBA			2680	3348	
400 U STATES	8756	5150	35268	25615	
EDIBLE OFFAL FRESH	9900	5585	39092	29398	
	LB				2258
234 AUSTRALIA			5945	2611	
236 NEW ZEAL			22920	10813	
400 U STATES	136566	11712	2082028	214244	
CHICKENS AND FOWL	136566	11712	2110893	227668	
	LB				2259
100 U KINGDOM	360	99	360	99	
381 ALASKA			573	380	
389 IRELAND			20550	4319	
400 U STATES	1292172	336699	5989427	1704599	
TURKEYS	1292532	336798	6010910	1709397	
	LB				2260
400 U STATES	1278494	525069	3573661	1540609	
BACON HAMS OTHER	1278494	525069	3573661	1540609	
	LB				2261
100 U KINGDOM			900	360	
381 ALASKA			814	482	
400 U STATES	3106	2761	18429	15152	
BEEF PICKLED	3106	2761	20143	15994	
	LB				2263
400 U STATES	1369868	224909	6972310	1100604	
CANNED MEATS POULTRY	1369868	224909	6972310	1100604	
	LB				2264
100 U KINGDOM	30085	7296	46810	15884	
231 HONG KONG	180	187	1800	1476	
234 AUSTRALIA	45000	7760	45000	7760	
304 ARGENTINA	18000	3400	54000	10996	
318 DENMARK	22414	13255	84374	55883	
327 FRANCE	1771	1489	11944	11402	
347 JAPAN			44	56	
354 NETHRLNDS	5552	1904	18653	5795	
376 SWITZRLND	408	105	498	196	
381 ALASKA			74	64	
400 U STATES	186025	56117	2036315	609013	
EXTRACTS OF MEAT	309435	91513	2299512	718525	
	LB				2265
100 U KINGDOM		15047		28289	
234 AUSTRALIA		38795		271068	
236 NEW ZEAL		48218		48218	
304 ARGENTINA				57722	
386 URUGUAY				134	
400 U STATES				150	
MEATS PREPARED NOT CANNED		102060		405581	
	LB				2266
100 U KINGDOM			330	169	
381 ALASKA		51	482	295	
400 U STATES	114	10230	152960	128058	
PORK BARRELLED IN BRINE	12728	10230	153772	128522	
	LB				2267
PORK DRY SALTED	12842	10281			
	LB				2268

IMPORTS INTO CANADA FOR CONSUMPTION

Articles and Countries from which Imported	MONTH OF AUGUST 1956		EIGHT MONTHS ENDED AUGUST 1956		Class Number	
	Quantities	Values (\$)	Quantities	Values (\$)		
SAUSAGE						
381 ALASKA			292	136	2269	
400 U STATES	4245	2691	38066	23960		
	4245	2691	38358	24096		
SOUPS SOUP PREPARATIONS N O P						
100 U KINGDOM		555		16249	2270	
304 ARGENTINA				6296		
327 FRANCE		486		486		
344 ITALY				576		
352 MEXICO				2900		
354 NETHRLNDS		1134		16939		
362 PARAGUAY		7695		7695		
376 SWITZRLND		6478		60549		
400 U STATES		24736		209739		
		41084		321429		
MEAT PIES FROZEN						
400 U STATES	181001	68374	1380674	507179	2271	
	181001	68374	1380674	507179		
COMPLETE DINNERS MEAT FROZEN						
100 U KINGDOM			12600	2354	2272	
400 U STATES	45315	38207	232294	166289		
	45315	38207	244894	168643		
BEEF CANNED N O P						
100 U KINGDOM			6120	1430	2273	
234 AUSTRALIA	391009	90298	1180871	272175		
304 ARGENTINA	31120	10420	114670	34961		
318 DENMARK	600	488	6170	4833		
354 NETHRLNDS	758	206	4764	1221		
400 U STATES	24676	7476	29479	10664		
	448163	108888	1342074	325284		
CORNED BEEF CANNED						
100 U KINGDOM	360	144	834	286	2274	
234 AUSTRALIA	434430	125943	3146054	1000821		
304 ARGENTINA	171600	45052	1866750	508130		
309 BRAZIL			196920	42551		
327 FRANCE			10800	4187		
386 URUGUAY	276254	48594	303254	58120		
400 U STATES			1687	911		
	882644	219733	5526299	1614946		
MILK SKIM POWDERED						
234 AUSTRALIA			608005	49952	2280	
236 NEW ZEAL			2357300	184611		
400 U STATES	10100	690	10844	964		
	10100	690	2976149	235527		
MILK AND CREAM FRESH						
318 DENMARK			9006	17876	2281	
400 U STATES	465	920	5977	24322		
	465	920	14983	42198		
BUTTER						
100 U KINGDOM			1220	488	2282	
381 ALASKA			591	368		
400 U STATES			838	539		
			2649	1395		
CASEIN						
234 AUSTRALIA	22400	3960	22400	3960	2283	
236 NEW ZEAL	11160	2025	11160	2025		
304 ARGENTINA			1000	238		
400 U STATES	1000	404	36941	13805		
	34560	6389	71501	20028		
CHEESE						
100 U KINGDOM	2346	1359	17932	10006	2284	
236 NEW ZEAL			114455	26020		
304 ARGENTINA	2662	1013	151108	56157		
305 AUSTRIA	617	243	3031	1202		
317 CZECHOS			1103	325		
318 DENMARK	123518	44773	1163409	448024		
326 FINLAND	1189	454	2820	1110		
327 FRANCE	28862	14563	256612	132406		
335 GERMANY W	3093	1389	37673	18054		
336 GREECE	9826	2845	14229	4027		
344 ITALY	59547	27417	961179	483126		
354 NETHRLNDS	105049	41034	502390	198499		
359 NORWAY	4155	1533	21493	8042		
375 SWEDEN			2684	980		
376 SWITZRLND	115257	67733	1055364	627654		
381 ALASKA			128	72		
388 YUGO SLAV			3222	1728		
400 U STATES	28491	17348	596498	282388		
	484612	221704	4905330	2299820		
MILK CONDENSED OR EVAPORATED						
100 U KINGDOM			4698	649		2285
381 ALASKA			618	102		
400 U STATES	6280	1571	36910	8254		
	6280	1571	42226	9005		
MILK WHOLE POWDERED						
100 U KINGDOM			44800	13604	2286	
354 NETHRLNDS			802	370		
381 ALASKA			150	69		
400 U STATES	1800	1083	19058	12560		
	1800	1083	64810	26603		
DRIED WHEY DRIED BUTTERMILK						
400 U STATES	42487	3596	154131	13241	2287	
	42487	3596	154131	13241		
OLEIC ACID OR RED OIL						
100 U KINGDOM			9503	2299	2288	
400 U STATES	21570	4037	81832	15937		
	21570	4037	91335	18236		

IMPORTS INTO CANADA FOR CONSUMPTION

Articles and Countries from which Imported	MONTH OF AUGUST 1956		EIGHT MONTHS ENDED AUGUST 1956		Class Number
	Quantities	Values (\$)	Quantities	Values (\$)	
STEARIC ACID	100 U KINGDOM		29000	4060	2289
	306 BELGIUM	4480 587	15680	2307	
	400 U STATES	68320 11278	409876	68533	
LARD OIL		72800 11865	454556	74900	2291
	400 U STATES				
NEATS FOOT OIL			4757	8926	2292
	400 U STATES		4757	8926	
ANIMAL OIL N O P			8501	11841	2293
	100 U KINGDOM				
	400 U STATES		3103	2006	2294
		1263 2158	8434	11383	
COD LIVER OIL		1263 2158	11537	13389	2295
	100 U KINGDOM				
	327 FRANCE		57981	79846	
	359 NORWAY		22	112	
	400 U STATES		37655	61562	
FISH OIL N O P		4625 6105	96054	142413	2296
	347 JAPAN				
	400 U STATES		21124	69984	
SEAL OIL			188677	183959	2297
		52865 67124	209801	253943	
WHALE AND SPERMACE TI OIL					2298
	100 U KINGDOM		6460	9639	
	400 U STATES		16978	20895	
HALIBUT LIVER OIL			23438	30534	2299
	400 U STATES				
FISH OIL CONCENTRATED				4871	2300
	347 JAPAN		5468	32755	
	400 U STATES		556	3416	
FISH OIL FOR FORTIFYING			6024	36171	2301
	100 U KINGDOM				
	347 JAPAN		858	5395	
	354 NETHRLNDS		4806	99731	
	400 U STATES			1820	
BEEWAX		13714		29574	2302
	100 U KINGDOM		19378	136520	
	215 INDIA				
	216 PAKISTAN		600	266	
	228 LEEW WIND		6720	3765	
	304 ARGENTINA		5628	2701	
	309 BRAZIL		200	108	
	312 CHILE		18605	11408	
	316 CUBA		22031	13539	
	320 DOM REP		17288	11673	
	325 ETHIOPIA		11821	7632	
	400 U STATES		19730	12959	
		24239 15004	186626	126341	
		28080 17539	300306	197617	
CANDLES N O P					
	100 U KINGDOM				
	318 DENMARK		566	493	
	335 GERMANY W		320	192	
	375 SWEDEN		3627	1309	
	400 U STATES		277	91	
		9361 3307	45009	16290	2304
		10204 3891	49799	18375	
GREASE AND DEGRAS					2305
	100 U KINGDOM				
	306 BELGIUM		40	480	
	335 GERMANY W		1965	13138	
	354 NETHRLNDS		4	66	
	389 IRELAND		110	1090	
	400 U STATES		66	314	
		12449 93960	117663	926100	2306
		12489 94440	119931	941390	
LARD AND COMPOUNDS STEARINE					2307
	400 U STATES				
TALLOW					2308
	400 U STATES				
EGG ALBUMEN DRIED POWDERED ETC					2315
	100 U KINGDOM				
	313 CHINA		3000	2537	
	335 GERMANY W		1600	1661	
	400 U STATES		11960	10842	2316
			2000	2640	
			67855	118365	2317
		3000 2537	83415	133508	
EGG YOLK DRIED POWDERED ETC					2318
	313 CHINA				
	400 U STATES		4000	2400	
		11343 726	36526	2489	2319
		15343 3126	40526	4889	
EGGS WHOLE DRIED POWDERED ETC					2320
	313 CHINA				
	335 GERMANY W		20000	12610	
	400 U STATES		32000	20073	
			5600	4704	2321
			1191	1307	
		20000 12610	38791	26084	2322
GELATINE INEDIBLE PHOTOGRAPHIC					2323
	400 U STATES				
			98107	143799	2324
			98107	143799	

IMPORTS INTO CANADA FOR CONSUMPTION

47

Articles and Countries from which Imported	MONTH OF AUGUST 1956		EIGHT MONTHS ENDED AUGUST 1956		Class Number
	Quantities	Values (\$)	Quantities	Values (\$)	
ANIMAL GLANDS FOR MEDICINE 400 U STATES		5039		12484	2321
		5039		12484	
BLOOD ALBUMEN AND BLOOD DRIED 400 U STATES		384		7468	2324
		384		7468	
EGGS IN THE SHELL 100 U KINGDOM 231 HONG KONG 365 POLAND 381 ALASKA 400 U STATES	DOZ 2258	1526	18150 27810 300000 1950	7043 14812 73309 1429	2325
	663824	291649	2055575	1790704	
	666082	293175	2403485	1887297	
EGGS YOLK OR ALBUMEN FROZEN 389 IRELAND 400 U STATES	LB 3376	956	25776 29045	5444 15919	2326
	3376	956	54821	21363	
GELATINE CAPSULES EMPTY 400 U STATES		25155		219186	2328
		25155		219186	
GELATINE EDIBLE 100 U KINGDOM 234 AUSTRALIA 306 BELGIUM 318 DENMARK 327 FRANCE 335 GERMANY W 354 NETHRLNDS 400 U STATES	LB 36258 51700 11038 38930 191 5100 49220 192437	16602 21615 4980 12141 350 2210 31984 89882	391540 283080 57897 2240 163025 221 18645 831765 1748413	181556 116933 24517 1019 59518 480 7341 526419 917783	2329
GELATINE N O P 100 U KINGDOM 306 BELGIUM 400 U STATES	LB 2382 2382	 1222 1222	36880 132 16696 53708	8671 60 6009 14740	2331
GLUE ANIMAL POWDERED OR SHEET 100 U KINGDOM 234 AUSTRALIA 318 DENMARK 375 SWEDEN 400 U STATES	LB 134000 11200 2222 40000 187422	20481 1864 307 6501 29153	1302800 78400 2000 4422 132625 1520247	224597 13164 219 611 27134 265725	2332
GLUE N O P 100 U KINGDOM 335 GERMANY W 376 SWITZRLND 400 U STATES	LB 40 16395 16435	 62 7045 7107	80214 80 3086 120862 204242	13762 124 2627 48242 64755	2333
CATGUT WORMGUT UNMANUFACTURED					2335
GUT AND MANUFACTURES N O P 100 U KINGDOM 234 AUSTRALIA 327 FRANCE 335 GERMANY W 372 SPAIN 400 U STATES		570 383 68 383 1404		5012 7078 244 182 155 13376 26047	2336
HONEY 100 U KINGDOM 316 CUBA 336 GREECE 354 NETHRLNDS 376 SWITZRLND 400 U STATES	LB 240 529 34249 35018	162 134 5181 5477	3371 65888 1320 476 529 1553775 1625359	2239 10738 393 140 134 249591 263235	2337
MANURES ANIMAL 400 U STATES	CWT 1000 1000	903 903	33789 33789	55565 55565	2338
MUSK IN PODS OR GRAINS 231 HONG KONG	OZ 112 112	1625 1625	288 288	5909 5909	2339
RENNET RAW AND PREPARED 400 U STATES	LB 18830 18830	6400 6400	156172 156172	59157 59157	2340
SAUSAGE CASINGS UNCLEANNED 236 NEW ZEAL 400 U STATES		186669		403784 23896	2341
		186669		427680	
SAUSAGE CASINGS CLEANED 100 U KINGDOM 234 AUSTRALIA 236 NEW ZEAL 335 GERMANY W 400 U STATES		25967 30251 875368 3261 934847		86753 423006 3716843 4372 30286 4261260	2342
TANKAGE 236 NEW ZEAL 400 U STATES	CWT 9619 9619	 12155 12155	565 39499 40064	5718 51686 57404	2343
ANIMAL PRODUCTS N O P 100 U KINGDOM 215 INDIA 231 HONG KONG 327 FRANCE 335 GERMANY W		1785 190 51 638		6481 206 6063 2080 2265	2344

IMPORTS INTO CANADA FOR CONSUMPTION

Articles and Countries from which Imported	MONTH OF AUGUST 1956		EIGHT MONTHS ENDED AUGUST 1956		Class Number
	Quantities	Values (\$)	Quantities	Values (\$)	
344 ITALY				1 025	
347 JAPAN		1 690		7 894	
352 MEXICO				109	
376 SWITZRLND		401		497	
400 U STATES		44 426		15 7032	
		49 181		18 3652	
HORSE MEAT AND OFFAL FOR FOXES	CWT				2 345
236 NEW ZEAL			672	6630	
347 JAPAN			21 205	13 8729	
400 U STATES	1 3783	98 621	4 3066	32 7690	
	1 3783	98 621	6 4943	47 3049	
DOG FOOD AND PET STOCK FOOD					2 347
100 U KINGDOM				257	
234 AUSTRALIA				292	
306 BELGIUM				90	
318 DENMARK				488	
335 GERMANY W				1 782	
354 NETHRLNDS				177	
400 U STATES		17 697		13 2626	
		17 697		13 5712	
TARIFF 206 254 635 679 686 699					2 348
100 U KINGDOM				105	
400 U STATES		4 32		2 771	
		4 32		2 876	

IMPORTS INTO CANADA FOR CONSUMPTION

Articles and Countries from which Imported	MONTH OF AUGUST 1956		EIGHT MONTHS ENDED AUGUST 1956		Class Number
	Quantities	Values (\$)	Quantities	Values (\$)	
<u>GROUP 3</u>					
<u>FIBRES TEXTILES AND PRODUCTS</u>					
RAW COTTON	LB				3001
215 INDIA	39912	10325	337426	75445	
216 PAKISTAN	40297	8642	394301	86511	
323 EL SALVD			574599	197289	
337 GUATEMALA			53811	18940	
352 MEXICO	5331590	1616838	86310985	27836956	
358 NICARAGUA			1353529	436014	
363 PERU			637230	214574	
400 U STATES	12395933	3435170	34683572	10306672	
	17807732	5070975	124345453	39172401	
COTTON LINTERS N O P	LB				3002
306 BELGIUM	207594	5040	1534227	60588	
309 BRAZIL			220460	9777	
323 EL SALVD	102204	6212	785894	44830	
337 GUATEMALA			131595	9120	
352 MEXICO			839528	54481	
358 NICARAGUA			546335	37835	
363 PERU			37532	4425	
400 U STATES	1041440	79115	9260449	663975	
	1351238	90367	13356020	885031	
COTTON LINTERS FOR PAPER	LB				3003
BATTS BATTING WADDING COTTON	LB				3004
100 U KINGDOM	180	111	318	197	
215 INDIA			2000	699	
306 BELGIUM			3023	1951	
400 U STATES	28028	14364	571200	291714	
	28208	14475	576541	294561	
CARDED SLIVER COTTON FIBRES	LB				3005
COTTON THREAD	LB				3009
100 U KINGDOM	4156	10645	25683	57440	
317 CZECHO S	7253	7160	23047	23180	
344 ITALY	593	889	1754	3222	
354 NETHRLNDS	388	479	880	1110	
361 PANAMA			160	150	
376 SWITZRLND	340	681	3992	8836	
400 U STATES	49991	76799	536053	739512	
	62721	96653	591569	833450	
COTTON YARNS SINGLES N O P	LB				3011
100 U KINGDOM	24396	23747	114053	145710	
215 INDIA	1400	609	2000	883	
400 U STATES	5644	5822	135412	144097	
	31440	30178	251465	290690	
YARNS SINGLES FOR KNIT GOODS	LB				3012
100 U KINGDOM	752	515	10120	8947	
215 INDIA	9009	5216	9009	5216	
231 HONG KONG			880	377	
400 U STATES	22719	19332	351381	294631	
	32480	25063	371390	309171	
COTTON YARNS N O P	LB				3013
100 U KINGDOM	3943	6362	52043	61660	
327 FRANCE			88	105	
335 GERMANY W	141	321	532	1232	
354 NETHRLNDS			75	165	
400 U STATES	130165	106376	1076905	971941	
	134249	113059	1129643	1035103	
CROCHET KNITTING COTTON N O P	LB				3014
100 U KINGDOM			796	4131	
306 BELGIUM			39	86	
327 FRANCE	1065	4793	7932	35152	
354 NETHRLNDS			232	218	
400 U STATES	4946	10163	65196	111654	
	6011	14956	74195	151241	
CORDS AND TWINE COTTON N O P	LB				3015
100 U KINGDOM	7843	3941	71253	37938	
400 U STATES	31356	29611	243157	250675	
	39199	33552	314410	288613	
COTTON YARNS TINSEL THREAD	LB				3017
100 U KINGDOM			555	973	
327 FRANCE			339	1177	
400 U STATES	6126	19200	41958	115854	
	6126	19200	42852	118004	
MERCERIZED YARNS 40 AND FINER	LB				3018
100 U KINGDOM	4031	9332	46293	81093	
400 U STATES	432	498	7287	13240	
	4463	9830	53580	94333	
COTTON YARNS HANKS FOR THREAD	LB				3019
100 U KINGDOM	66512	115246	844836	1329417	
322 EGYPT			4964	3811	
400 U STATES	15471	20650	163346	209755	
	81983	135896	1013146	1542983	
COTTON YARN 2 PLY 80 AND FINER	LB				3020
100 U KINGDOM			12648	33350	
400 U STATES			276	262	
			12924	33612	
COTTON YARN SINGLES FOR THREAD	LB				3021
100 U KINGDOM	96141	113110	1194317	1378629	
400 U STATES	100	176	100	176	
	96241	113286	1194417	1378805	

IMPORTS INTO CANADA FOR CONSUMPTION

Articles and Countries from which Imported	MONTH OF AUGUST 1956		EIGHT MONTHS ENDED AUGUST 1956		Class Number
	Quantities	Values (\$)	Quantities	Values (\$)	
COTTON YARN TO BE MERCERIZED	LB				3022
100 U KINGDOM	14787	27656	167198	267780	
400 U STATES	6943	6996	39199	42585	
	21730	34652	206397	310365	
COTTON YARNS SINGLES 20 TO 40	LB				3023
100 U KINGDOM	38312	38405	402565	381072	
	38312	38405	402565	381072	
COLOURED COT FAB NOP OVER 80 C	LB				3026
100 U KINGDOM	67421	126732	516786	1035112	
215 INDIA	3121	2669	43394	42900	
231 HONG KONG			3694	3125	
234 AUSTRALIA			150	914	
305 AUSTRIA	4408	7309	7860	14034	
306 BELGIUM	46420	48222	466386	446865	
317 CZECHOS	11617	18550	247863	270906	
318 DENMARK	89	197	5260	11839	
327 FRANCE	1366	6572	34056	93462	
335 GERMANY W	37861	70788	315502	624511	
344 ITALY	1168	2180	25366	68907	
347 JAPAN	79327	87004	1133978	1350461	
352 MEXICO			153	504	
354 NETHRLNDS	84553	127490	679287	1062244	
365 POLAND	8139	8830	40743	43873	
372 SPAIN			1008	3669	
375 SWEDEN	36	89	5850	8763	
376 SWITZRLND	2640	9410	30685	116176	
383 HAWAII			2537	6335	
400 U STATES	1134511	1563312	13499352	20320344	
	1482677	2079354	17059910	25524944	
COLORED COT FAB NOP 50 TO 80 C	LB				3027
100 U KINGDOM	3412	2064	30524	19274	
215 INDIA	11828	7303	724866	417990	
306 BELGIUM	13768	9933	57998	42703	
317 CZECHOS			85376	62750	
335 GERMANY W	200	102	20427	14591	
344 ITALY	1650	1025	14056	8740	
347 JAPAN	59772	45357	264060	188963	
354 NETHRLNDS	516	403	4006	3043	
365 POLAND	5388	3100	5967	3535	
400 U STATES	96378	64244	576873	400674	
	192912	133531	1784153	1162263	
COLORED COT FAB NOP UNDER 50 C	LB				3028
100 U KINGDOM	588	242	8704	3355	
215 INDIA	37904	18172	444123	203443	
335 GERMANY W	630	296	630	296	
365 POLAND			10004	4651	
400 U STATES	6247	2373	60239	24456	
	45369	21083	523700	236201	
COTTON DENIMS	LB				3029
100 U KINGDOM	350	541	4715	7382	
215 INDIA	4174	2360	14322	7671	
400 U STATES	70806	50331	1040569	771533	
	75330	53232	1059606	786586	
HANDKERCHIEF COTTON BLEACHED	LB				3030
100 U KINGDOM	1277	1289	14316	22896	
347 JAPAN			69268	69704	
	1277	1289	83584	92600	
COTTON FABRIC NOT BLEACHED NOP	LB				3031
100 U KINGDOM	4480	4505	54327	73341	
215 INDIA	79548	37508	2209430	994754	
224 JAMAICA	35465	22814	246169	156469	
231 HONG KONG			1560	971	
305 AUSTRIA	2535	2057	17791	14763	
306 BELGIUM	2180	1409	10090	7652	
317 CZECHOS			5370	4169	
327 FRANCE			11840	7639	
335 GERMANY W			5285	4516	
347 JAPAN	30865	19142	375546	261964	
354 NETHRLNDS	6406	4622	36947	25315	
365 POLAND			2972	1589	
376 SWITZRLND			929	873	
400 U STATES	776204	559324	6468304	4804486	
	937683	651381	9446560	6358501	
CANTON FLANNELS NOT COLOURED	LB				3032
100 U KINGDOM	1444	1773	48817	85020	
215 INDIA	6600	4527	63698	41790	
306 BELGIUM			51291	25121	
335 GERMANY W			1961	1935	
347 JAPAN	13116	12641	429060	406116	
354 NETHRLNDS	866	722	9593	6814	
365 POLAND	31988	19989	250552	158947	
376 SWITZRLND	897	2390	1442	4197	
400 U STATES	68539	74026	573795	731476	
	123450	116068	1430209	1461416	
TOWELLING IN THE WEB	LB				3033
100 U KINGDOM			877	1222	
215 INDIA			5172	3300	
335 GERMANY W			231	194	
400 U STATES	4362	4186	42734	40354	
	4362	4186	49014	45070	
VOILES & CRIMS NOT COLOURED	LB				3034
100 U KINGDOM	4999	10388	14359	25903	
215 INDIA			1863	1425	
305 AUSTRIA			253	774	
327 FRANCE			162	790	
347 JAPAN	4805	4241	69639	76527	

IMPORTS INTO CANADA FOR CONSUMPTION

51

Articles and Countries from which Imported	MONTH OF AUGUST 1956		EIGHT MONTHS ENDED AUGUST 1956		Class Number
	Quantities	Values (\$)	Quantities	Values (\$)	
354 NETHRLNDS	4 490	3 235	1 711 6	1 231 8	
365 POLAND			2 897 9	2 381 9	
376 SWITZRLND	650	2 973	6 374	2 688 4	
400 U STATES	5 352 5	5 114 9	31 807 7	35 299 5	
	6 846 9	7 198 6	45 682 2	52 143 5	
COTTON FABRICS BLEACHED N O P	LB				3035
100 U KINGDOM	4 770	6 902	4 971 6	7 471 2	
215 INDIA	2 321	1 367	5 821	3 113	
306 BELGIUM			1 311	955	
335 GERMANY W	699	789	5 948	7 240	
347 JAPAN			4 274	3 452	
354 NETHRLNDS	3 598	3 365	7 891	6 602	
365 POLAND			3 900	2 404	
376 SWITZRLND			455	2 250	
400 U STATES	1 855 4	1 940 8	31 700 9	38 664 1	
	2 994 2	3 183 1	39 632 5	48 736 9	
COTTON CHEESE CLOTH AND GAUZE	LB				3036
100 U KINGDOM	3 088	2 061	4 432 7	5 803 8	
215 INDIA			400	515	
335 GERMANY W	6 922	7 972	7 544	8 978	
347 JAPAN			2 600	2 043	
400 U STATES	2 926 46	2 708 71	24 340 30	22 251 27	
	3 026 56	2 809 04	24 889 01	22 947 01	
POPLIN BLEACHED NOT COLOURED	LB				3037
100 U KINGDOM	4 886	10 796	9 075	19 570	
317 CZECHO S			2085	1 721	
335 GERMANY W			1 449	486 3	
347 JAPAN	9 742	9 694	11 373 9	11 266 2	
354 NETHRLNDS	271	571	2 581	4 275	
376 SWITZRLND			74	249	
400 U STATES	8 909	9 386	6 741 3	7 456 2	
	2 380 8	3 044 7	19 641 6	21 790 2	
COTTON FABRICS COUNT 100	LB				3039
100 U KINGDOM	4 908 5	16 171 3	3 512 67	11 851 65	
327 FRANCE			450	1 102	
376 SWITZRLND			305	999	
400 U STATES			1 040	3 895	
	4 908 5	16 171 3	3 530 62	11 911 61	
COTTON FABRICS CUT PILE N O P	LB				3040
100 U KINGDOM	450	1 283	1 167	3 237	
327 FRANCE	500	426	500	426	
335 GERMANY W	4 151	9 258	2 795 6	6 258 1	
344 ITALY			538	1 014	
400 U STATES	3 020	4 979	3 280 5	5 838 6	
	8 121	15 946	6 296 6	12 564 4	
COTTON FABRIC FOR TYPE RIBBON	LB				3041
100 U KINGDOM	9 188	38 492	8 130 8	30 725 7	
354 NETHRLNDS			483	1 303	
400 U STATES	709	6 907	3 636	3 544 1	
	9 897	45 399	8 542 7	34 400 1	
COTTON FABRIC BILLIARD CLOTH	LB				3042
SAILCLOTH EGYPTIAN COTTON	LB				3043
100 U KINGDOM	364	1 170	3 822	9 634	
400 U STATES			136	416	
	364	1 170	3 958	10 050	
FILTER CLOTH FOR MINING	LB				3044
100 U KINGDOM			713	1 039	
400 U STATES	592	495	1 194	995	
	592	495	1 907	2 034	
COTTON FABRIC KNITTED	LB				3045
100 U KINGDOM	7 845	10 510	15 894 4	19 022 2	
400 U STATES	5 275 4	8 355 5	40 712 3	62 811 2	
	6 059 9	9 406 5	56 606 7	81 833 4	
COTTON SHADOW CRETONNES	LB				3046
100 U KINGDOM	163	255	163	255	
400 U STATES			1 940	1 869	
	163	255	2 103	2 124	
COTTON GABARDINES	LB				3047
100 U KINGDOM	7 031	26 752	4 208 9	13 493 7	
400 U STATES	1 840	3 194	12 756	18 398	
	8 871	29 946	54 845	15 333 5	
COTTON FABRICS 80 TO 99 COUNT	LB				3048
100 U KINGDOM	4 213	13 394	2 528 1	8 504 8	
400 U STATES			4 861	3 824	
	4 213	13 394	30 142	8 887 2	
COTTON FABRICS CUT WEFT PILE	LB				3049
100 U KINGDOM	20 196	55 143	11 161 5	26 745 8	
306 BELGIUM	480	940	536	1 157	
317 CZECHO S			132	139	
327 FRANCE	121	229	618	2 256	
335 GERMANY W			44	82	
344 ITALY	653	1 905	2 436	5 844	
347 JAPAN	7 669 3	10 057 2	34 383 2	46 242 6	
354 NETHRLNDS			267	855	
400 U STATES	6 939 2	9 898 1	4 587 2 9	6 231 0 4	
	16 753 5	25 777 0	91 820 9	136 232 1	
COTTON FABRICS FOR BOOK COVERS	LB				3050
100 U KINGDOM	4 267	4 525	8 299 2	8 459 5	
335 GERMANY W			289	262	
400 U STATES	3 615	4 110	6 335 9	6 752 4	
	7 882	8 635	14 664 0	15 211 9	
LACE NOT COLOURED FOR CLOTHING	LB				3051
100 U KINGDOM	45	369	3 502	1 343 9	
305 AUSTRIA	6 337	22 540	13 964 7	48 295 3	
306 BELGIUM			2 745	8 727	

IMPORTS INTO CANADA FOR CONSUMPTION

Articles and Countries from which Imported	MONTH OF AUGUST 1956		EIGHT MONTHS ENDED AUGUST 1956		Class Number
	Quantities	Values (\$)	Quantities	Values (\$)	
327 FRANCE	654	2961	12427	61691	
335 GERMANY W	245	719	918	3298	
344 ITALY			199	1055	
347 JAPAN	949	696	68702	84845	
354 NETHRLNDS			379	856	
376 SWITZRLND	712	3482	42299	119242	
390 GERMANY E			9153	23008	
400 U STATES	4388	31854	64360	355788	
LACE COLOURED FOR CLOTHING	13330	62621	344331	1154902	
100 U KINGDOM	LB		128	570	3052
305 AUSTRIA	20	124	43	577	
327 FRANCE	58	462	1483	11300	
335 GERMANY W	52	160	315	1072	
344 ITALY			18	814	
354 NETHRLNDS			134	140	
376 SWITZRLND	138	1612	337	4283	
400 U STATES	1156	7613	11305	67056	
EMBROIDERIES COTTON N O P	1424	9971	13763	85812	
100 U KINGDOM	LB		2480	7426	3053
215 INDIA	274	906	120	749	
231 HONG KONG			139	635	
305 AUSTRIA			3707	17487	
327 FRANCE	71	459	93	592	
335 GERMANY W			35	399	
340 HUNGARY			1	123	
344 ITALY			18	309	
354 NETHRLNDS	292	989	1263	5753	
367 AZORES	276	248	291	337	
376 SWITZRLND	352	2970	3808	35229	
400 U STATES	36	382	332	14673	
LACE BOBBINET NETS COTTON NOP	1301	5954	15287	83712	
100 U KINGDOM	LB		2020	4763	3054
215 INDIA	353	1930	1408	8663	
231 HONG KONG	100	263	1943	6014	
305 AUSTRIA			500	3127	
306 BELGIUM	31	637	207	1377	
327 FRANCE	326	1476	845	5747	
335 GERMANY W	362	1718	624	2297	
344 ITALY			58	823	
347 JAPAN			710	561	
354 NETHRLNDS			123	611	
376 SWITZRLND	8	239	292	3542	
400 U STATES	799	1495	7695	24170	
WHITE COTTON BOBBINET PLAIN	3999	12521	33142	103839	
100 U KINGDOM	YD		50397	17311	3055
STOCKINGS COTTON WOMENS CHILDS	1404	712	50397	17311	
100 U KINGDOM	DZ PR		65498	194421	3062
327 FRANCE	10814	45195	4	53	
347 JAPAN	160	105	160	105	
372 SPAIN	750	2988	7495	30458	
400 U STATES	6075	17856	67019	192978	
STOCKINGS COTTON MENS BOYS	17799	66144	140176	418015	
100 U KINGDOM	DZ PR		12311	32790	3063
231 HONG KONG	5141	13709	100	194	
327 FRANCE			21	267	
354 NETHRLNDS			174	270	
400 U STATES	7107	30245	65344	232203	
GLOVES COTTON	12248	43954	77950	265724	
100 U KINGDOM	DZ PR		2725	156512	3064
231 HONG KONG	7762	14405	16975	43293	
232 MALTA			195	1105	
305 AUSTRIA	52	334	52	334	
317 CZECHO S	7693	30592	25366	101193	
327 FRANCE	173	2917	1463	19628	
335 GERMANY W	5422	41487	23392	152911	
344 ITALY	840	5218	7965	45073	
347 JAPAN	6244	24058	39293	133430	
354 NETHRLNDS	50	90	50	90	
400 U STATES	2904	13067	24212	121077	
SHIRTS COTTON NOT KNITTED	33865	154902	158200	774646	
100 U KINGDOM	LB		794	4069	3066
215 INDIA	46	66	590	396	
231 HONG KONG	9996	7884	20170	17477	
305 AUSTRIA			2436	4940	
327 FRANCE			48	370	
344 ITALY	74	577	1485	8860	
347 JAPAN	180307	196735	713402	843514	
352 MEXICO			74	239	
354 NETHRLNDS			425	557	
365 POLAND			17124	18702	
376 SWITZRLND	343	2156	4223	26639	
383 HAWAII	45	211	258	1020	
400 U STATES	23343	55217	203216	487972	
UNDERWEAR COTTON KNITTED	214948	266915	971956	1452681	
100 U KINGDOM	LB		50028	97111	3067
215 INDIA					
306 BELGIUM	240	411	6890	5397	
			378	688	

IMPORTS INTO CANADA FOR CONSUMPTION

Articles and Countries from which Imported	MONTH OF AUGUST 1956		EIGHT MONTHS ENDED AUGUST 1956		Class Number
	Quantities	Values (\$)	Quantities	Values (\$)	
335 GERMANY W			468	1191	
347 JAPAN			24396	27373	
354 NETHRLNDS	1446	2489	7733	15073	
376 SWITZRLND	84	540	164	954	
400 U STATES	14862	29565	48285	104173	
	66660	130116	193616	366092	
COTTON CLDTHING M O P WOVEN	LB				3068
100 U KINGDOM	8817	26935	34229	127645	
224 JAMAICA			46	310	
231 HONG KONG	149	246	1875	3210	
305 AUSTRIA	45	493	1879	11607	
306 BELGIUM	172	1200	811	2903	
313 CHINA	416	715	416	715	
322 EGYPT			13	272	
327 FRANCE	27	554	966	9184	
329 INDOCHINA			20	75	
335 GERMANY W	665	4068	2755	14201	
337 GUATEMALA			40	58	
340 HUNGARY			236	1574	
344 ITALY	1346	7282	6761	42913	
347 JAPAN	103463	139200	836932	1150866	
352 MEXICO	59	199	1234	3506	
354 NETHRLNDS	352	551	6040	11840	
360 ISRAEL	2555	8243	2555	8243	
365 POLAND			1300	2722	
367 AZORES			502	2737	
375 SWEDEN	48	388	886	4899	
376 SWITZRLND	688	6389	4885	45629	
383 HAWAII	27	212	2172	16069	
384 P RICO			168	916	
400 U STATES	53143	129063	476957	1259092	
	171972	325738	1383676	2721186	
DRESSES WVN COTT WOMENS CHLDNS	NO				3069
100 U KINGDOM	3	242	2722	29397	
306 BELGIUM	19	81	19	81	
327 FRANCE	105	589	386	3976	
335 GERMANY W			37	450	
340 HUNGARY	48	240	180	491	
344 ITALY	372	1440	1069	5502	
347 JAPAN			46289	74170	
352 MEXICO			87	530	
354 NETHRLNDS			78	665	
367 AZORES			72	335	
375 SWEDEN			51	497	
376 SWITZRLND	10	497	492	7869	
383 HAWAII	215	1115	2808	19550	
400 U STATES	18098	58772	340357	1105738	
	18870	62976	394647	1249251	
SMOCKS OVRALLS WVN COTTON MENS	LB				3070
347 JAPAN	15889	18415	17343	20372	
354 NETHRLNDS			2043	2572	
400 U STATES	22148	34270	150896	243395	
	38037	52685	170282	266339	
RAINCOATS WATERPROOFED COTTON	NO				3071
100 U KINGDOM	2140	14997	10712	107307	
306 BELGIUM			31	329	
318 DENMARK			15	171	
335 GERMANY W	856	5215	10736	61297	
344 ITALY			14	385	
359 NORWAY	420	1676	2534	19685	
360 ISRAEL			250	1775	
376 SWITZRLND			237	2907	
400 U STATES	2584	8520	12560	47429	
	6000	30408	37089	241285	
CLTHG NOP COTT KNIT INFTS CHLD	LB				3072
100 U KINGDOM	3531	8700	29126	70201	
231 HONG KONG			250	313	
306 BELGIUM	109	421	1251	4687	
327 FRANCE			20	269	
335 GERMANY W	255	1174	3009	10516	
344 ITALY			134	1064	
347 JAPAN	540	747	96729	112990	
354 NETHRLNDS	1141	5196	3157	13670	
376 SWITZRLND			13	119	
400 U STATES	4773	16073	39902	121982	
	10349	32311	173591	335811	
CLTHG NOP COTT KNIT WOMNS GRLS	LB				3073
100 U KINGDOM	6938	20610	28534	83048	
306 BELGIUM	62	236	181	510	
327 FRANCE			32	185	
335 GERMANY W			39	280	
344 ITALY	89	809	1393	9209	
347 JAPAN	3300	4896	11864	15718	
354 NETHRLNDS			584	1345	
360 ISRAEL			85	706	
376 SWITZRLND	168	554	1253	8423	
400 U STATES	3326	8220	36485	116959	
	13883	35325	80450	236383	
CLTHG NOP COTT KNIT MENS BOYS	LB				3074
100 U KINGDOM	5817	10984	56399	122637	
231 HONG KONG			2036	1389	
305 AUSTRIA	13	50	95	349	
327 FRANCE	15	102	2290	7980	
335 GERMANY W	155	177	1187	2421	
344 ITALY	77	913	402	3227	
347 JAPAN	14291	20303	373299	398259	

IMPORTS INTO CANADA FOR CONSUMPTION

Articles and Countries from which Imported	MONTH OF AUGUST 1956		EIGHT MONTHS ENDED AUGUST 1956		Class Number
	Quantities	Values (\$)	Quantities	Values (\$)	
354 NETHRLNDS			5279	9062	
376 SWITZRLND			1157	6480	
389 IRELAND	36	67	746	1451	
400 U STATES	8514	19276	58630	152003	
BAGS COTTON	28918	51872	501520	705258	
400 U STATES	LB				3082
	8119	6433	31231	28850	
BELTING OF COTTON	8119	6433	31231	28850	
100 U KINGDOM	LB				3083
347 JAPAN	1820	2210	24842	29247	
400 U STATES			51	125	
	12465	28198	85767	175392	
BLANKETS OF COTTON	14285	30408	110660	204764	
100 U KINGDOM	LB				3084
215 INDIA	5690	5128	25731	24003	
306 BELGIUM			60	72	
335 GERMANY W	136257	101876	398149	294243	
347 JAPAN	10194	7391	102279	71629	
354 NETHRLNDS	2600	2545	57467	22523	
400 U STATES	4379	1572	33571	15488	
	14260	15144	184358	191150	
TAPE AND WEBBING HOOK AND EYE	173380	133656	801615	619108	
100 U KINGDOM	LB				3085
400 U STATES			40	59	
	100	303	4633	9475	
BRAIDED WICK FOR CANDLES	100	303	4673	9534	
100 U KINGDOM					3086
400 U STATES				2434	
		1124		20254	
CURTAINS COTTON N O P				22688	
100 U KINGDOM	LB				3087
306 BELGIUM	920	1811	2296	5970	
376 SWITZRLND			120	1128	
400 U STATES			107	1497	
	7525	13508	66164	125349	
TABLE AND TRAY CLOTHS COTTON	8445	15319	68687	133944	
100 U KINGDOM	LB				3088
215 INDIA	7861	16025	79170	165836	
216 PAKISTAN			220	896	
231 HONG KONG	4964	14425	55	987	
305 AUSTRIA			28318	67288	
306 BELGIUM			72	421	
313 CHINA	317	723	2331	5328	
317 CZECHO S	19275	28255	61804	135343	
327 FRANCE			467	506	
335 GERMANY W	13	68	1143	3727	
344 ITALY	445	653	2003	3661	
347 JAPAN			103	352	
352 MEXICO	7986	9780	62967	73972	
354 NETHRLNDS			436	900	
367 AZORES	10045	13352	28966	45796	
373 CANARY IS			513	3660	
375 SWEDEN			202	459	
376 SWITZRLND			52	97	
400 U STATES	77	1490	2319	14598	
	5996	11214	63304	107325	
DUCK SEAMLESS COTTON FOR HOSE	56979	95985	334445	631152	
400 U STATES	LB				3089
			477	681	
FRINGES AND TASSELS COTTON			477	681	
400 U STATES	LB				3090
	108	123	598	1298	
HANDKERCHIEFS COTTON	108	123	598	1298	
100 U KINGDOM	LB				3091
231 HONG KONG	21216	61058	126123	348914	
305 AUSTRIA	11	132	165	1762	
306 BELGIUM	303	671	624	2809	
317 CZECHO S	80	503	106	706	
327 FRANCE	1513	4094	4547	10172	
335 GERMANY W	39	938	59	1358	
347 JAPAN	125	514	275	1127	
354 NETHRLNDS	12180	14271	83094	94315	
367 AZORES	154	320	861	1750	
376 SWITZRLND			9	110	
400 U STATES	3435	36124	14673	154023	
	2402	7780	25556	66794	
LADDER TAPES FOR BLINDS	41458	126405	256092	683840	
100 U KINGDOM	LB				3092
400 U STATES			3088	5127	
	670	1070	1930	2294	
MANTLE STOCKING FOR GAS LIGHT	670	1070	5018	7421	
400 U STATES					3093
				963	
QUILTS COUNTERPANES COTTON				963	
100 U KINGDOM	LB				3094
215 INDIA	1007	1277	11397	18026	
231 HONG KONG	722	790	9003	9522	
306 BELGIUM			214	567	
326 FINLAND			1929	1527	
335 GERMANY W			84	480	
344 ITALY			33	86	
354 NETHRLNDS			356	450	
372 SPAIN	2332	2129	7823	9217	
400 U STATES			525	448	
	81900	99731	649636	816126	
	85961	103927	681000	856449	

IMPORTS INTO CANADA FOR CONSUMPTION

55

Articles and Countries from which Imported		MONTH OF AUGUST 1956		EIGHT MONTHS ENDED AUGUST 1956		Class Number
		Quantities	Values (\$)	Quantities	Values (\$)	
SHEETS COTTON		LB				3095
100	U KINGDOM	5067	8692	12729	19314	
306	BELGIUM	392	308	4716	4482	
335	GERMANY W			75	114	
347	JAPAN	1944	1589	15329	11011	
354	NETHRLNDS	648	531	1888	1640	
367	AZORES			279	995	
381	ALASKA			753	312	
400	U STATES	86161	95872	671986	749802	
		94212	106992	707755	787670	
TOWELS COTTON		LB				3096
100	U KINGDOM	1828	2098	21061	23075	
215	INDIA	324	210	22003	14778	
231	HONG KONG	3586	2552	51445	31902	
305	AUSTRIA	382	973	427	1103	
306	BELGIUM			1713	2443	
317	CZECHOS	15230	12967	36788	31295	
335	GERMANY W			35	150	
347	JAPAN	10925	9267	121501	99497	
354	NETHRLNDS	350	470	7114	8425	
365	POLAND			2833	2475	
367	AZORES			216	1194	
400	U STATES	229717	222718	2073701	2046895	
		262342	251255	2338837	2263232	
COTTON MANUFACTURES N O P		LB				3097
100	U KINGDOM	12372	19696	154806	186051	
215	INDIA			1734	1237	
231	HONG KONG	559	1463	2584	5225	
234	AUSTRALIA			16	155	
305	AUSTRIA			71	564	
306	BELGIUM	4863	4233	14561	16649	
313	CHINA	122	227	1744	3836	
318	DENMARK			595	3439	
327	FRANCE	110	410	2113	6605	
335	GERMANY W	2580	2788	6645	10714	
344	ITALY	31	191	10490	2848	
347	JAPAN	2097	2026	23669	22295	
354	NETHRLNDS	546	735	8929	13996	
361	PANAMA			30	214	
367	AZORES			74	543	
376	SWITZRLND	435	2035	1380	7447	
381	ALASKA			226	61	
390	GERMANY E			426	719	
400	U STATES	100439	131962	824350	1096843	
		124154	165766	1054443	1379441	
WASH CLOTHS BATH MATS COTTON		LB				3098
100	U KINGDOM	320	559	791	1134	
231	HONG KONG	566	652	3046	2347	
306	BELGIUM	82	126	82	126	
335	GERMANY W			69	161	
344	ITALY			55	56	
347	JAPAN			50494	11239	
400	U STATES	71642	90827	408175	500480	
		72610	92164	462712	515543	
PILLOW CASES COTTON		LB				3100
100	U KINGDOM	3777	6172	35423	59225	
231	HONG KONG	4994	7165	20547	38207	
313	CHINA	17874	24912	51523	64052	
335	GERMANY W			195	259	
347	JAPAN	59750	55413	325991	296731	
354	NETHRLNDS			169	193	
367	AZORES	312	1014	6797	25022	
373	CANARY IS	190	433	568	1467	
376	SWITZRLND	13	237	209	836	
400	U STATES	7949	10907	142357	162674	
		94859	106253	583779	648666	
FLAX FIBRE AND TOW		CWT				3111
400	U STATES	286	7191	723	25509	
		286	7191	723	25509	
HEMP DRESSED OR UNDRESSED		CWT				3112
400	U STATES			44	772	
				44	772	
JUTE AND JUTE BUTTS		CWT				3113
100	U KINGDOM			124	1439	
216	PAKISTAN	8061	97410	67378	756107	
354	NETHRLNDS			10	287	
400	U STATES	414	4210	638	6845	
		8475	101620	68150	764678	
OAKUM OF FLAX HEMP OR JUTE		CWT				3114
100	U KINGDDM	23	380	864	11554	
354	NETHRLNDS	175	1612	3188	28434	
359	NORWAY			25	486	
400	U STATES	1925	34278	13188	234212	
		2123	36270	17265	274686	
BATTS WADDING VEGETABLE FIBRES		LB				3115
306	BELGIUM			9660	5020	
400	U STATES			530	448	
				10190	5468	
YARNS JUTE SINGLES N O P		LB				3121
100	U KINGDDM	35778	6809	626524	106767	
215	INDIA	9587	1699	191800	34038	
400	U STATES			11623	2719	
		45365	8508	829947	143524	
YARNS VEGETABLE FIBRE SINGLES		LB				3122
100	U KINGDOM	2344	993	45167	10237	
335	GERMANY W	5851	1153	5851	1153	

IMPORTS INTO CANADA FOR CONSUMPTION

Articles and Countries from which Imported	MONTH OF AUGUST 1956		EIGHT MONTHS ENDED AUGUST 1956		Class Number
	Quantities	Values (\$)	Quantities	Values (\$)	
344 ITALY			153630	57130	
352 MEXICO			10025	1083	
400 U STATES	350	428	2880	2619	
	8545	2574	217553	72222	
YARNS CORDS TWINE OF JUTE N O P	LB				3123
100 U KINGDOM	25939	6402	242923	61202	
306 BELGIUM			17183	4086	
400 U STATES			1713	890	
	25939	6402	261819	66178	
YARNS CORDS TWINE VEG FIB N O P	LB				3124
100 U KINGDOM	31761	14791	305802	106106	
215 INDIA			1214	543	
231 HONG KONG			400	108	
306 BELGIUM	8000	1280	53045	8914	
318 DENMARK	6080	1009	16875	5373	
335 GERMANY W			20062	6329	
344 ITALY			5127	3315	
347 JAPAN			855	156	
352 MEXICO	127126	15192	436859	52113	
354 NETHRLNDS			14684	2404	
366 PORTUGAL			4338	660	
389 IRELAND			3873	643	
400 U STATES	2187	2141	36652	37679	
	175154	34413	899786	224343	
LINEN THREAD FOR SEWING	LB				3125
100 U KINGDOM	12500	24739	204439	407893	
306 BELGIUM	992	664	992	664	
327 FRANCE			198	282	
360 ISRAEL			300	433	
389 IRELAND			2498	1322	
400 U STATES	357	853	2302	5156	
	13849	26256	210729	415750	
YARNS VEG FIBRE FOR WEAVING	LB				3126
100 U KINGDOM	28194	10312	588186	236925	
215 INDIA			559846	113203	
306 BELGIUM	1100	407	15137	5531	
318 DENMARK	15000	12350	24000	18950	
354 NETHRLNDS	4248	1544	10331	3897	
389 IRELAND			10034	1788	
400 U STATES	16644	7330	366273	108911	
	65186	31943	1573807	489205	
CANVAS TWINE OF FLAX FOR SAILS					3131
100 U KINGDOM		444		4742	
		444		4742	
FABRICS CHIEFLY FLAX OR HEMP	LB				3132
100 U KINGDOM	41653	53779	437474	585609	
306 BELGIUM			1263	1993	
317 CZECHOS			3831	3634	
318 DENMARK			2813	3254	
327 FRANCE			29	69	
335 GERMANY W			296	164	
344 ITALY			1315	4460	
365 POLAND			2710	1922	
375 SWEDEN	141	254	885	1657	
376 SWITZRLND			634	1369	
400 U STATES	629	2814	12279	35977	
	42423	56847	463529	640108	
FABRICS JUTE UNBLEACHED N O P	YD				3134
100 U KINGDOM	38505	7806	237506	56779	
215 INDIA	12914613	933764	80089514	6140939	
216 PAKISTAN			750000	61752	
306 BELGIUM	48831	8247	116192	23835	
327 FRANCE	120000	21006	575000	95358	
347 JAPAN			710000	50908	
354 NETHRLNDS	5109	717	138619	12767	
400 U STATES	13613	2649	2073115	301985	
	13140671	974189	84689946	6744323	
FABRICS OF JUTE N O P	YD				3135
100 U KINGDOM	2018	229	43655	13159	
400 U STATES	1950	518	10385	3694	
	3968	747	54040	16853	
FABRIC JUTE 12INS WIDE OR LESS	LB				3136
215 INDIA	7455	1742	227380	35465	
400 U STATES			420	192	
	7455	1742	227800	35657	
FAB VEG FIB 12INS WIDE OR LESS	LB				3137
100 U KINGDOM	13723	19771	173445	252055	
306 BELGIUM			2987	3922	
327 FRANCE	31	219	844	2773	
335 GERMANY W	13	59	1132	1610	
347 JAPAN	19253	5877	50334	29424	
354 NETHRLNDS			930	1839	
400 U STATES	38839	47865	235659	325935	
	71859	73791	465331	617558	
FABRICS VEGETABLE FIBRE N O P	YD				3138
100 U KINGDOM	5020	3861	58559	32035	
306 BELGIUM			7090	1905	
327 FRANCE			36	66	
344 ITALY			76	306	
354 NETHRLNDS			9648	3400	
376 SWITZRLND			33	72	
400 U STATES	3629	6260	21717	25623	
	8649	10121	97159	63407	
TOWELLING TABLE CLOTHS IN WEB	LB				3139
100 U KINGDOM	10487	12951	74612	94732	
306 BELGIUM			1229	1508	

IMPORTS INTO CANADA FOR CONSUMPTION

57

Articles and Countries from which Imported	MONTH OF AUGUST 1956		EIGHT MONTHS ENDED AUGUST 1956		Class Number
	Quantities	Values (\$)	Quantities	Values (\$)	
317 CZECHO S	2966	2714	39148	31784	
327 FRANCE			22	143	
344 ITALY			560	2280	
365 POLAND	2252	1397	18547	14669	
376 SWITZRLND			37	139	
400 U STATES	2386	3258	17978	17390	
	18091	20320	152133	162645	
WOVEN DRESS LINENS	LB				3140
100 U KINGDOM	448	347	848	1450	
	448	347	848	1450	
CLOTHING VEGETABLE FIBRES NOP	LB				3162
100 U KINGDOM	4202	6467	14573	49437	
231 HONG KONG			474	792	
305 AUSTRIA	5	53	9	136	
327 FRANCE	16	240	123	1035	
338 HAITI			50	179	
344 ITALY			117	991	
347 JAPAN	752	910	6778	9157	
360 ISRAEL			469	1405	
376 SWITZRLND	16	296	87	1259	
400 U STATES	1811	6546	32471	110544	
	6802	14512	55151	174935	
BAGS OF HEMP LINEN JUTE SISAL	LB				3171
100 U KINGDOM			133	93	
215 INDIA	22500	2212	68110	6934	
306 BELGIUM	688445	125616	1075845	196701	
344 ITALY			398	213	
400 U STATES	314	383	286425	63945	
	711259	128211	1430911	267886	
CARPETING RUGS HEMP JUTE SISAL					3172
100 U KINGDOM		21320		149232	
215 INDIA		175		7544	
231 HONG KONG				1629	
305 AUSTRIA		1332		1332	
306 BELGIUM		12409		98394	
317 CZECHO S				11281	
327 FRANCE		257		17733	
335 GERMANY W				10690	
344 ITALY				1025	
347 JAPAN		124		679	
354 NETHRLNDS		22789		149771	
389 IRELAND		2733		14547	
400 U STATES		8213		22529	
		69352		486386	
QUILTS BATH MATS VEG FIBRE NOP	LB				3173
100 U KINGDOM			255	410	
344 ITALY	6758	7926	39465	41455	
347 JAPAN	15878	10929	77963	53935	
352 MEXICO	36	161	36	161	
354 NETHRLNDS			306	270	
400 U STATES	3674	4759	27602	37249	
	26346	23775	145627	133480	
FIRE HOSE LINEN					3174
100 U KINGDOM		4431		144320	
335 GERMANY W		1490		1490	
400 U STATES				1601	
		5921		147411	
HANDKERCHIEFS FLAX OR HEMP	LB				3175
100 U KINGDOM	12051	48039	65936	289618	
231 HONG KONG	1417	23195	7244	76032	
305 AUSTRIA	44	660	514	5271	
306 BELGIUM			25	190	
313 CHINA	18	252	1022	14442	
327 FRANCE	29	392	110	1456	
347 JAPAN			2422	2333	
367 AZORES			89	1577	
376 SWITZRLND	519	2443	1419	18013	
400 U STATES	1084	3174	1302	4402	
	15162	78155	80083	413334	
SAILS FOR BOATS AND SHIPS					3176
100 U KINGDOM		2140		15672	
318 DENMARK		133		278	
335 GERMANY W				809	
354 NETHRLNDS				280	
400 U STATES		2770		10248	
		5043		27287	
TOWELS GLASS CLOTHS CRASH HUCK	LB				3177
100 U KINGDOM	30240	35611	244083	284493	
231 HONG KONG			47	191	
306 BELGIUM			498	509	
317 CZECHO S	6676	5552	95116	73849	
335 GERMANY W	1148	975	1219	1221	
347 JAPAN	367	429	4831	5606	
365 POLAND			7721	6518	
367 AZORES			199	1140	
389 IRELAND			301	456	
400 U STATES	197	381	1134	1885	
	38628	42948	355149	375868	
SHEETS TABLECLOTHS TOWELS FLAX	LB				3178
100 U KINGDOM	27270	57693	230715	571078	
231 HONG KONG	944	5949	7973	31627	
232 MALTA			12	174	
306 BELGIUM	32	259	2448	3572	
313 CHINA	382	1425	2293	10592	
317 CZECHO S	6472	5078	22758	20346	
327 FRANCE			76	215	

IMPORTS INTO CANADA FOR CONSUMPTION

Articles and Countries from which Imported	MONTH OF AUGUST 1956		EIGHT MONTHS ENDED AUGUST 1956		Class Number
	Quantities	Values (\$)	Quantities	Values (\$)	
335 GERMANY W			190	442	
344 ITALY	55	777	437	2400	
347 JAPAN	2391	3225	17790	15968	
354 NETHRLNDS	165	119	865	813	
365 POLAND	1133	763	2552	1882	
367 AZORES	663	4497	5211	39327	
373 CANARY IS	809	3638	2839	12857	
376 SWITZRLND	2	65	125	762	
383 HAWAII			15	86	
389 IRELAND			154	308	
400 U STATES	3425	3375	14918	26132	
	43743	86863	311371	738581	
JUTE MANUFACTURES N O P	LB				3179
100 U KINGDOM	8050	5513	41847	22546	
400 U STATES	5850	2483	39490	14518	
	13900	7996	81337	37064	
VEGETABLE FIBRE MFRS N O P	LB				3180
100 U KINGDOM	29329	39492	217244	309481	
215 INDIA	200	226	531	615	
216 PAKISTAN			1162	2273	
231 HONG KONG	68	422	8254	6331	
234 AUSTRALIA			50	231	
304 ARGENTINA			90	252	
305 AUSTRIA	94	386	174	1236	
306 BELGIUM	2068	2471	11175	15266	
313 CHINA	42	59	315	861	
317 CZECHO S			2095	2047	
318 DENMARK			115	347	
327 FRANCE	892	1700	7418	9176	
335 GERMANY W	891	1372	7711	11959	
344 ITALY	3173	4319	14227	15055	
347 JAPAN	90034	57463	461173	368075	
352 MEXICO			35220	4857	
354 NETHRLNOS	1265	1665	10300	12804	
359 NORWAY			1134	1810	
367 AZORES	10	79	671	3464	
373 CANARY IS			476	2178	
375 SWEDEN	328	292	1742	1222	
376 SWITZRLND	52	117	1309	3949	
381 ALASKA			41	83	
390 GERMANY E	143	159	1627	2221	
400 U STATES	210862	215064	1660201	1683925	
	339451	325286	2444455	2459718	
RAW SILK AND COCOONS	LB				3201
400 U STATES	796	3572	19747	87830	
	796	3572	19747	87830	
GARNETTED SILK WASTES	LB				3202
400 U STATES	4935	8146	8406	13334	
	4935	8146	8406	13334	
YARNS THROWN SILK IN THE GUM	LB				3211
327 FRANCE			249	205	
			249	205	
YARNS SINGLES SPUN SILK N O P	LB				3212
306 BELGIUM	99	262	99	262	
400 U STATES	268	1143	5846	28288	
	367	1405	5945	28550	
THREADS CORDS TWIST SILK N O P	LB				3213
100 U KINGDOM	16	152	172	1845	
335 GERMANY W			10	227	
347 JAPAN	27	248	27	248	
400 U STATES	321	1782	1215	9335	
	364	2182	1424	11655	
YARN SILK FOR KNITTING WEAVING	LB				3214
100 U KINGDOM			51	200	
344 ITALY			3000	2640	
400 U STATES	307	1422	1305	6245	
	307	1422	4356	9085	
YARNS SILK METALLIC COVERED	LB				3215
400 U STATES	246	983	295	1153	
	246	983	295	1153	
YARNS SILK N O P	LB				3216
100 U KINGDOM			22	367	
327 FRANCE			9	170	
344 ITALY	33	104	33	104	
376 SWITZRLND	99	391	312	2828	
400 U STATES	42	297	1341	8393	
	174	792	1717	11862	
BOLTING CLOTH NOT MADE UP	YD				3221
100 U KINGDOM			1095	2727	
347 JAPAN	903	1155	8358	11809	
376 SWITZRLNO			10423	31121	
400 U STATES	2325	8238	16506	50589	
	3228	9393	36382	96246	
KNITTED FABRICS SILK	LB				3222
FABRICS SILK 20 IN UNFINISHED	YD				3223
347 JAPAN			30555	7275	
			30555	7275	
FABRICS SILK N O P	YD				3224
100 U KINGDOM	1915	2483	15476	39919	
215 INDIA	286	709	1508	3015	
231 HONG KONG	121	72	1047	1238	
306 BELGIUM	245	718	796	1795	
327 FRANCE	6991	11670	35253	63023	
335 GERMANY W	92	101	3793	3406	
344 ITALY	4718	8110	45881	117715	

IMPORTS INTO CANADA FOR CONSUMPTION

Articles and Countries from which Imported	MONTH OF AUGUST 1956		EIGHT MONTHS ENDED AUGUST 1956		Class Number
	Quantities	Values (\$)	Quantities	Values (\$)	
347 JAPAN	30318	37593	346381	351540	
371 THAILAND			38	551	
376 SWITZRLND	5182	11260	45201	91670	
400 U STATES	79492	94006	734711	972782	
	129360	166722	1230085	1646654	
FABRICS SILK 26 INCHES OR LESS	YD				3225
100 U KINGDOM	476	1717	1907	6806	
327 FRANCE			221	539	
344 ITALY			334	1197	
400 U STATES			944	487	
	476	1717	3406	9029	
RIBBONS SILK UNDER 12 INCHES	LB				3228
100 U KINGDOM	5	85	25	486	
327 FRANCE	31	453	41	607	
376 SWITZRLND			23	254	
400 U STATES	47	839	1386	26153	
	83	1377	1475	27500	
FABRICS SILK FOR NECKWEAR	YD				3229
100 U KINGDOM	2503	3299	12082	15925	
305 AUSTRIA	2983	4096	28303	42748	
306 BELGIUM	270	473	5684	6424	
327 FRANCE	6648	8535	30633	36734	
335 GERMANY W	39198	43502	226515	244931	
344 ITALY	7484	11544	41693	67564	
347 JAPAN	4706	4194	50254	25317	
354 NETHRLNDS			519	415	
376 SWITZRLND	8969	15211	66070	116797	
400 U STATES	64451	82370	675843	850569	
	137212	173224	1137596	1407424	
UMBRELLA COVERING FABRICS	YD				3230
327 FRANCE	19312	5333	50893	18929	
335 GERMANY W	4179	1170	38073	11932	
347 JAPAN			8609	1666	
376 SWITZRLND			14076	4175	
400 U STATES	13765	6276	247905	153239	
	37256	12779	359556	189941	
FABRICS PILE SILK OR SYNTHETIC	YD				3232
100 U KINGDOM	320	950	752	4245	
306 BELGIUM	2318	9695	6562	22461	
327 FRANCE	19254	20206	38008	41025	
335 GERMANY W	1395	3421	10260	19325	
344 ITALY			175	493	
400 U STATES	31287	104748	141270	482204	
	54574	139020	197027	569753	
SOCKS AND STOCKINGS SILK	DZ PR				3244
100 U KINGDOM	10	350	187	6393	
327 FRANCE			3	65	
344 ITALY			6	168	
400 U STATES	288	17684	1772	92696	
	298	18034	1968	99322	
UNDERWEAR SILK KNITTED	LB				3245
100 U KINGDOM	6	221	9	318	
	6	221	9	318	
CLOTHING SILK N O P	OZ				3246
100 U KINGDDM	8597	11958	52600	88246	
207 UN SO AFR			24	164	
215 INDIA			784	416	
231 HONG KONG	1026	452	14186	3143	
305 AUSTRIA	353	449	3394	4181	
327 FRANCE	1226	1801	6652	7911	
335 GERMANY W			222	164	
344 ITALY	14407	14034	65136	75214	
347 JAPAN	27707	3397	85508	21841	
376 SWITZRLND	7094	5684	25284	26063	
383 HAWAII			51	72	
389 IRELAND	180	235	545	743	
400 U STATES	3531	2453	76785	48445	
	64121	40463	331171	276603	
DRESSES SILK WOMENS CHILDRENS	N0				3247
100 U KINGDOM	33	2750	708	31203	
231 HONG KONG			22	178	
327 FRANCE	28	10205	278	37986	
335 GERMANY W	10	507	16	820	
344 ITALY	64	6919	264	15992	
375 SWEDEN	11	582	17	978	
376 SWITZRLND	69	4585	281	15776	
383 HAWAII			6	75	
400 U STATES	1060	31338	13176	333947	
	1275	56886	14768	436955	
CLOTHING SILK WOMENS CHILDRENS	OZ				3248
100 U KINGDOM	3982	6948	13955	33418	
215 INDIA	220	330	4865	3538	
231 HONG KONG	4351	2301	65808	17477	
305 AUSTRIA	135	262	1612	3408	
306 BELGIUM	127	92	127	92	
313 CHINA			1600	1235	
327 FRANCE	7298	10809	30759	45850	
335 GERMANY W	916	1372	2128	2438	
344 ITALY	22285	21954	86206	86248	
347 JAPAN	120803	40349	796541	244169	
376 SWITZRLND	6670	10487	15080	22557	
400 U STATES	5571	6748	55142	51692	
	172358	101652	1073823	512122	
HANDKERCHIEFS SILK	OZ				3251
100 U KINGDOM			72	143	
327 FRANCE	19	75	411	1040	

IMPORTS INTO CANADA FOR CONSUMPTION

Articles and Countries from which Imported	MONTH OF AUGUST 1956		EIGHT MONTHS ENDED AUGUST 1956		Class Number
	Quantities	Values (\$)	Quantities	Values (\$)	
344 ITALY	190	189	190	189	
347 JAPAN			69246	15123	
376 SWITZRLND	609	803	2883	4543	
400 U STATES			594	708	
SILK MANUFACTURES N O P	818	1067	73396	21746	
100 U KINGDOM	02				3252
331 HONG KONG	261	143	3507	4063	
327 FRANCE			538	362	
344 ITALY	232	286	1365	2237	
347 JAPAN	160	140	3121	1568	
376 SWITZRLND	848	261	20524	6653	
392 SYRIA	580	777	1486	1349	
400 U STATES			448	210	
	5509	2210	22001	11532	
WOOL IN THE GREASE	7590	3817	52990	27974	
100 U KINGDOM	LB				3261
207 UN SO AFR	72722	48893	567669	423636	
215 INDIA	40896	19798	86841	56179	
216 PAKISTAN	15698	12157	91352	70583	
234 AUSTRALIA			32311	26762	
236 NEW ZEAL	26200	21012	1681203	1168923	
304 ARGENTINA	210328	145280	5361823	3369104	
386 URUGUAY			179701	124440	
389 IRELAND	60251	45679	296446	240228	
400 U STATES			35736	21584	
	235023	197507	1290462	1103846	
WOOL WASHED OR SCOURED	661118	490326	9623544	6605285	
100 U KINGDOM	LB				3262
207 UN SO AFR	56972	57963	1187329	1032611	
215 INDIA	56146	46019	691816	488701	
216 PAKISTAN	13677	11843	55706	46267	
234 AUSTRALIA	13223	9587	99267	73339	
236 NEW ZEAL	188502	156108	4623271	3978150	
304 ARGENTINA	303436	186782	1679603	1247315	
306 BELGIUM	54835	42699	451673	399655	
309 BRAZIL	13483	12403	22696	18565	
327 FRANCE			1161	1247	
335 GERMANY W			20879	17051	
354 NETHRLNDS			9990	8457	
363 PERU			5212	5049	
386 URUGUAY			16798	13438	
389 IRELAND			283538	240236	
400 U STATES			32643	25157	
	93716	89160	1350680	1252446	
WOOL PULLED OR SLIPED	793990	612564	10532260	8847684	
100 U KINGDOM	LB				3263
215 INDIA	13661	9428	209381	159601	
236 NEW ZEAL	89990	59594	15309	10777	
304 ARGENTINA	9142	5391	367923	255190	
400 U STATES	4346	2568	64878	39226	
	117139	76981	668049	471189	
HAIR OF CAMEL ALPACA GOAT N O P	LB				3264
100 U KINGDOM	440	3727	4823	6184	
306 BELGIUM	393	4969	8135	36994	
335 GERMANY W			1353	17211	
347 JAPAN			4000	48310	
363 PERU			5458	12183	
400 U STATES	6785	32789	41408	104175	
	7618	41485	65177	225057	
NOILS WOOL	LB				3265
100 U KINGDOM	17834	20213	84972	90861	
309 BRAZIL			4901	3529	
386 URUGUAY	5774	3481	27351	16692	
400 U STATES			21841	18551	
	23608	23694	139065	129633	
GARNETTED WOOL WASTE	LB				3267
100 U KINGDOM	2007	2181	53155	62464	
306 BELGIUM			1222	1753	
327 FRANCE			1815	1869	
400 U STATES	17760	22547	158761	223075	
	19767	24728	214953	289161	
WOOL TOPS DRY COMBED	LB				3268
100 U KINGDOM	139005	196811	1123879	1520175	
207 UN SO AFR			13565	16976	
327 FRANCE			1223	2343	
400 U STATES	75	228	375	978	
	139080	197039	1139042	1540472	
WOOL TOPS OIL COMBED	LB				3269
100 U KINGDOM	932514	1158518	6172610	7481263	
207 UN SO AFR			51995	64978	
234 AUSTRALIA			35993	43435	
327 FRANCE	988	1897	1948	3731	
400 U STATES	86	136	1102	2196	
	933588	1160551	6263648	7595603	
HAIR TOPS	LB				3270
100 U KINGDOM	26	321	2058	321	
400 U STATES			20558	27329	
	26	321	20584	27650	
YARNS OR WARPS HAIR FOR MFRERS	LB				3273
100 U KINGDOM	17317	15274	264653	239167	
400 U STATES			16938	3402	
	17317	15274	281591	242576	
YARN MOHAIR FOR PILE FABRICS	LB				3274
100 U KINGDOM	2074	4665	7743	18709	
400 U STATES			5907	14697	
	2074	4665	13650	33406	

IMPORTS INTO CANADA FOR CONSUMPTION

Articles and Countries from which Imported	MONTH OF AUGUST 1956		EIGHT MONTHS ENDED AUGUST 1956		Class Number
	Quantities	Values (\$)	Quantities	Values (\$)	
YARNS WOOL FOR 6 OZ FABRICS 100 U KINGDOM 400 U STATES	LB 16048	27637	161904 2628	324995 5363	3275
	16048	27637	164532	330358	
WOOLLEN SPUN YARN	LB				3276
100 U KINGDOM	16951	27824	292878	386233	
306 BELGIUM	1618	5022	9516	33447	
327 FRANCE	918	4732	12574	31667	
335 GERMANY W	1094	2790	2963	7436	
344 ITALY	1427	6159	1664	6845	
354 NETHRLNDS			262	484	
400 U STATES	226	1328	7212	16771	
	22234	47855	327069	482883	
WORSTED SPUN YARN	LB				3277
100 U KINGDOM	66186	136903	814287	1458234	
306 BELGIUM	200	742	25073	57521	
318 DENMARK			164	394	
327 FRANCE	5328	16574	64797	157457	
335 GERMANY W	1080	2819	13120	33492	
344 ITALY	211	577	2032	6110	
347 JAPAN			2628	28227	
354 NETHRLNDS			1872	3283	
376 SWITZRLND			1424	4015	
400 U STATES	834	2416	15538	43797	
	73839	160031	940935	1792530	
WOOL FAB IN GRAY OVR 4 TO 6 OZ	LB				3281
100 U KINGDOM	3105	5590	25178	50274	
344 ITALY	8813	14687	34254	58019	
354 NETHRLNDS	3038	6071	5117	10293	
	14956	26348	64549	118586	
WOOL FAB IN GRAY 4 OZ OR LESS	LB				3282
100 U KINGDOM	27553	70764	144683	391032	
	27553	70764	144683	391032	
KNITTED FABRICS WOOL N O P	LB				3283
100 U KINGDOM	1436	4674	9877	28615	
318 DENMARK			91	584	
327 FRANCE	28	126	424	1837	
344 ITALY			79	478	
400 U STATES	14630	49455	35508	121809	
	16094	54255	45979	153323	
FLANNELS	LB				3284
100 U KINGDOM	101153	220555	650334	1712526	
306 BELGIUM	90	453	356	1750	
317 CZECHO S	591	1623	591	1623	
344 ITALY	2396	3270	13427	20778	
354 NETHRLNDS			273	646	
376 SWITZRLND			606	2678	
400 U STATES	202	807	2399	8767	
	104432	226708	667986	1748768	
FELT CLOTH N O P	LB				3285
317 CZECHO S	63	276	2229	1876	
400 U STATES	63	276	725	2611	
	63	276	2954	4487	
OVERCOATINGS	LB				3286
100 U KINGDOM	98421	178691	714465	1480333	
327 FRANCE			991	4347	
335 GERMANY W			300	842	
344 ITALY	538	898	53600	77871	
347 JAPAN			160	625	
354 NETHRLNDS	203	568	5653	9385	
389 IRELAND	389	745	1873	3941	
400 U STATES	2796	8058	10088	29925	
	102347	188960	787130	1607269	
TWEEDS	LB				3287
100 U KINGDOM	231434	514782	1311435	3163480	
306 BELGIUM			804	3719	
318 DENMARK	87	168	87	168	
327 FRANCE			2978	14994	
335 GERMANY W	407	815	1060	2610	
344 ITALY	1078	2289	81032	98928	
354 NETHRLNDS			4692	7195	
376 SWITZRLND			66	513	
389 IRELAND	1459	3586	13726	34214	
400 U STATES	1377	7187	8463	38089	
	235842	528827	1424343	3363910	
WORSTEDS AND SERGES	LB				3288
100 U KINGDOM	796770	2239456	5514663	16702870	
227 BAHAMAS			16	198	
234 AUSTRALIA	1335	6239	8025	32616	
304 ARGENTINA			4837	11200	
305 AUSTRIA	165	561	390	1372	
306 BELGIUM			8385	37298	
317 CZECHO S	40	102	2737	9898	
318 DENMARK	207	599	222	649	
327 FRANCE	6865	39248	60260	310911	
335 GERMANY W	4426	9863	13744	30604	
344 ITALY	59601	107643	603732	1186641	
347 JAPAN	3624	10975	20640	62391	
354 NETHRLNDS	6805	18179	61449	132659	
365 POLAND			1097	2707	
376 SWITZRLND	935	7735	6682	39882	
386 URUGUAY			2962	12447	
389 IRELAND			3808	10155	
400 U STATES	5000	21796	34744	149624	
	885773	2462396	6348393	18734122	

IMPORTS INTO CANADA FOR CONSUMPTION

Articles and Countries from which Imported	MONTH OF AUGUST 1956		EIGHT MONTHS ENDED AUGUST 1956		Class Number
	Quantities	Values (\$)	Quantities	Values (\$)	
WOVEN FABRICS N O P WOOL	LB				3289
100 U KINGDOM	75596	126180	619544	1312028	
227 BAHAMAS			92	952	
234 AUSTRALIA			288	827	
306 BELGIUM	60	267	3314	12023	
318 DENMARK	418	1228	1563	4688	
327 FRANCE	2841	14246	12209	66458	
335 GERMANY W	353	624	9233	23375	
344 ITALY	8130	18807	104724	191872	
347 JAPAN	233	1274	708	2744	
354 NETHRLNDS	313	694	3366	10166	
365 POLAND	246	636	246	636	
375 SWEDEN	30	75	171	385	
376 SWITZRLND	1118	7589	4301	27738	
389 IRELAND			419	847	
400 U STATES	8169	30749	70877	199494	
	97507	202569	831055	1854233	
LUSTRES ITALIAN LININGS	LB				3290
100 U KINGDOM	730	2767	1096	4674	
	730	2767	1096	4674	
WOOL FAB 12 INS WIDE OR LESS	LB				3291
100 U KINGDOM	55	272	2109	12479	
327 FRANCE	167	760	535	2894	
400 U STATES			118	409	
	222	1032	2762	15782	
WOOL FABRICS CUT PILE PLUSH	LB				3292
100 U KINGDOM	467	473	9900	17791	
306 BELGIUM			1473	3720	
335 GERMANY W			3384	7609	
400 U STATES	1596	4737	5461	23122	
	2063	5210	20218	52242	
BILLIARD CLOTH OF WOOL FABRIC	LB				3293
100 U KINGDOM	2947	13369	25084	99652	
400 U STATES			38	160	
	2947	13369	25122	99812	
MELTON CLOTH FOR TENNIS BALLS	LB				3294
100 U KINGDOM			236	562	
			236	562	
SLIPPER CLOTH FOR FOOTWEAR	LB				3295
335 GERMANY W			126	84	
			126	84	
FILTER PRESS CLOTH OF WOOL	LB				3296
CARPETS AXMINSTER IN ROLLS	SQ FT				3301
100 U KINGDOM	134499	74632	760931	410306	
306 BELGIUM	17626	6949	332753	132501	
318 DENMARK			1040	888	
327 FRANCE	3878	1763	25134	11501	
335 GERMANY W	2187	1251	24771	13132	
375 SWEDEN			2321	1031	
400 U STATES	3042	2108	52583	28954	
	161232	86703	1199533	598313	
CARPETS AXMINSTER SQUARES	SQ FT				3302
100 U KINGDOM	87614	50801	433994	220633	
306 BELGIUM	4732	2639	19045	8134	
318 DENMARK	277	192	664	449	
327 FRANCE			959	491	
335 GERMANY W			1422	927	
344 ITALY	2616	688	2616	688	
375 SWEDEN			151	75	
400 U STATES	3206	2463	32145	22753	
	98445	56783	490996	254150	
CARPET BRUSSELS WILTON IN ROLL	SQ FT				3303
100 U KINGDOM	384077	218030	4286662	2372374	
306 BELGIUM	1088070	487778	6689008	3062021	
317 CZECHO S			55971	14952	
318 DENMARK	4819	2535	4819	2535	
327 FRANCE	8579	3625	162504	66925	
335 GERMANY W	14694	8102	141223	86243	
344 ITALY			39148	15622	
347 JAPAN			900	319	
354 NETHRLNDS			232	160	
375 SWEDEN			1345	991	
400 U STATES	27659	12463	266575	128022	
	1527898	732533	11648387	5750164	
CARPET BRUSSELS WILTON SQUARES	SQ FT				3304
100 U KINGDOM	11681	6164	185134	111241	
306 BELGIUM	16895	7974	138633	60280	
318 DENMARK			237	185	
327 FRANCE	9273	6047	38384	21841	
335 GERMANY W	159	88	3272	2035	
340 HUNGARY			808	315	
344 ITALY	93	248	2160	2036	
366 PORTUGAL			324	416	
375 SWEDEN			1672	1073	
400 U STATES	1914	1927	29702	25052	
	40015	22448	400326	224474	
CARPETS INGRAIN IN ROLLS	SQ FT				3305
100 U KINGDOM			24409	6430	
306 BELGIUM	71520	37932	120916	64105	
344 ITALY			1938	461	
372 SPAIN			15704	3584	
375 SWEDEN	10197	3479	10197	3479	
400 U STATES	957	509	23267	13292	
	82674	41920	196431	91351	

IMPORTS INTO CANADA FOR CONSUMPTION

63

Articles and Countries from which Imported	MONTH OF AUGUST 1956		EIGHT MONTHS ENDED AUGUST 1956		Class Number
	Quantities	Values (\$)	Quantities	Values (\$)	
CARPETS INGRAIN SQUARES	SQ FT				3306
100 U KINGDOM	8719	5119	44133	16567	
215 INDIA			17044	4167	
306 BELGIUM	1286	501	90550	42187	
313 CHINA			103217	27314	
347 JAPAN	18940	4791	110564	31479	
354 NETHRLNDS			951	338	
372 SPAIN			2157	532	
375 SWEDEN			10169	5018	
400 U STATES			2791	2135	
	28945	10411	381576	129737	
CARPETS ORIENTAL	SQ FT				3307
100 U KINGDOM	5657	8731	42698	43726	
215 INDIA	98920	90592	736705	673227	
216 PAKISTAN	108	102	108	102	
231 HONG KONG	390	1776	3100	9588	
313 CHINA	1169	3904	8125	22826	
328 FR AFRICA	27	57	27	57	
335 GERMANY W			932	722	
340 HUNGARY			1514	634	
342 IRAN	1915	6111	38045	93666	
347 JAPAN			24764	13045	
352 MEXICO	990	1150	990	1150	
353 MOROCCO	682	1005	6856	9874	
354 NETHRLNDS			1463	2887	
372 SPAIN			495	771	
375 SWEDEN			1999	1500	
376 SWITZRLND			38	230	
379 TURKEY			500	775	
391 LEBANON			14	148	
392 SYRIA			236	575	
400 U STATES	216	587	20668	28713	
	110074	114015	889277	904216	
CARPETS TAPESTRY IN ROLLS	SQ FT				3308
100 U KINGDOM			3110	873	
306 BELGIUM	4062	1493	19632	8070	
327 FRANCE	41367	15930	293691	112540	
335 GERMANY W	15588	10796	175762	119143	
344 ITALY			16303	4434	
	61017	28219	508498	245060	
CARPETS TAPESTRY SQUARES	SQ FT				3309
100 U KINGDOM			486	273	
306 BELGIUM			1035	385	
335 GERMANY W			2119	1446	
400 U STATES			132	50	
			3772	2154	
MATS HEARTH RUGS AND RUNNERS	SQ FT				3310
100 U KINGDOM	8325	2833	48494	17217	
215 INDIA	1406	280	12730	2120	
306 BELGIUM	465	106	6428	1726	
318 DENMARK			1110	560	
327 FRANCE			1755	897	
335 GERMANY W	159	88	159	88	
344 ITALY	255	58	901	206	
347 JAPAN			429	139	
354 NETHRLNDS	454	165	454	165	
400 U STATES	5077	1972	16265	5810	
	16141	5502	88725	28928	
GLOVES MITTS AND MITTENS WOOL	DZ PR				3320
100 U KINGDOM	1781	9642	2198	13443	
231 HONG KONG	7028	20575	33021	100103	
305 AUSTRIA			8	54	
306 BELGIUM	140	306	167	495	
318 DENMARK			3	78	
327 FRANCE	20	89	30	354	
335 GERMANY W	78	820	208	2085	
340 HUNGARY	10	62	10	62	
344 ITALY	4045	16137	19517	86614	
347 JAPAN	43627	138905	149056	470330	
359 NORWAY			30	184	
375 SWEDEN			42	324	
376 SWITZRLND	159	1940	490	5608	
400 U STATES	1470	10434	2784	18768	
	58358	198910	207564	698502	
SHAWLS WOOL KNITTED OR WOVEN	LB				3321
100 U KINGDOM	1802	5694	13444	43804	
306 BELGIUM	14	71	65	352	
317 CZECHO S			656	2055	
318 DENMARK			16	106	
335 GERMANY W	12	82	264	1288	
344 ITALY	63	244	132	972	
400 U STATES			252	905	
	1891	6091	14829	49482	
SOCKS AND STOCKINGS WOOL	DZ PR				3322
100 U KINGDOM	36822	191609	170091	951950	
327 FRANCE			66	734	
335 GERMANY W			5	122	
344 ITALY			8	201	
347 JAPAN	108	433	258	1037	
354 NETHRLNDS			130	705	
359 NORWAY			139	1199	
376 SWITZRLND	40	141	40	141	
400 U STATES	127	751	508	3193	
	37097	192934	171245	959282	

IMPORTS INTO CANADA FOR CONSUMPTION

Articles and Countries from which Imported	MONTH OF AUGUST 1956		EIGHT MONTHS ENDED AUGUST 1956		Class Number
	Quantities	Values (\$)	Quantities	Values (\$)	
UNDERWEAR WOOL KNITTED					
100 U KINGDOM	LB 28045	85989	49165	162201	3323
327 FRANCE			145	800	
354 NETHRLNDS	181	544	181	544	
376 SWITZRLND	378	2977	385	3050	
400 U STATES			455	1655	
	28604	89510	50331	168250	
CLTHNG WVN WOOL WOMENS CHLDRNS					
100 U KINGDOM	LB 26731	192016	99748	804124	3324
215 INDIA			43	179	
227 BAHAMAS			20	158	
231 HONG KONG			10	69	
305 AUSTRIA	958	8180	1197	10617	
306 BELGIUM	2837	12122	4559	18702	
317 CZECHO S	1860	9849	9453	52422	
327 FRANCE	1729	33906	3939	74799	
335 GERMANY W	1632	11333	7001	27609	
336 GREECE			20	165	
344 ITALY	114	1582	833	10278	
347 JAPAN	1095	4180	3983	11237	
354 NETHRLNDS	478	2964	721	5042	
359 NORWAY	8	153	14	213	
360 ISRAEL			220	1300	
375 SWEDEN	109	2050	497	7675	
376 SWITZRLND	1517	16909	9594	92522	
389 IRELAND	23	170	79	827	
400 U STATES	9202	95027	32522	332427	
	48293	390441	174453	1450365	
CLOTHING NOP WOVEN WOOL FABRIC					
100 U KINGDOM	LB 6419	38733	27097	212834	3325
231 HONG KONG	28	452	46	677	
305 AUSTRIA			18	267	
306 BELGIUM	7164	22693	11213	37175	
317 CZECHO S	1402	6347	2445	10418	
327 FRANCE	1916	14916	4182	31467	
335 GERMANY W	6912	36039	12424	64766	
344 ITALY	64	891	272	2741	
352 MEXICO			5	86	
354 NETHRLNDS			74	434	
360 ISRAEL	152	402	789	3471	
375 SWEDEN			12	97	
376 SWITZRLND	174	1726	1409	15179	
400 U STATES	1755	10238	11095	57627	
	25986	132437	71081	437239	
CLTHG WVN WOOL OUTER MENS BOYS					
100 U KINGDOM	LB 17760	119804	101130	772457	3326
231 HONG KONG			58	597	
305 AUSTRIA			9	85	
306 BELGIUM	3239	10323	3429	10967	
318 DENMARK			69	276	
327 FRANCE	187	739	360	2146	
335 GERMANY W	1453	6030	3570	14698	
344 ITALY			206	879	
352 MEXICO	106	88	106	88	
365 POLAND	147	294	147	294	
376 SWITZRLND	22	193	41	432	
389 IRELAND			3	68	
400 U STATES	4403	10895	15094	68347	
	27317	148366	124222	871334	
CLTHG NOP WOOL KNIT INFNTS CHLD					
100 U KINGDOM	LB 20445	90217	56298	267137	3327
305 AUSTRIA			9	60	
306 BELGIUM	745	5047	3507	20470	
327 FRANCE			98	406	
335 GERMANY W	49	195	335	1568	
344 ITALY	22	222	182	1697	
347 JAPAN			3225	5879	
354 NETHRLNDS			755	3702	
376 SWITZRLND	388	2518	541	3956	
400 U STATES	354	1879	1740	7928	
	22003	100078	66690	312803	
CLTHG NOP WOOL KNIT WOMNS GRLS					
100 U KINGDOM	LB 68699	575404	294474	2615092	3328
231 HONG KONG			126	452	
305 AUSTRIA	2428	35198	17627	253995	
306 BELGIUM	124	664	695	3555	
318 DENMARK	21	209	331	3610	
327 FRANCE	699	6420	1213	12819	
335 GERMANY W	211	2092	831	5567	
340 HUNGARY	82	412	186	501	
344 ITALY	2059	22430	9230	131081	
347 JAPAN	5919	34239	41635	148752	
354 NETHRLNDS			70	421	
359 NORWAY			135	904	
360 ISRAEL			24	150	
375 SWEDEN			118	2707	
376 SWITZRLND	588	6084	2416	26025	
400 U STATES	5679	37088	21845	136660	
	86509	720240	390956	3342291	
CLTHG NOP WOOL KNIT MENS BOYS					
100 U KINGDOM	LB 26627	127585	91209	527923	3329
305 AUSTRIA	975	16599	2496	34242	
306 BELGIUM			118	765	
318 DENMARK	80	951	98	1146	
327 FRANCE	89	455	100	510	
335 GERMANY W	10	72	89	766	

IMPORTS INTO CANADA FOR CONSUMPTION

Articles and Countries from which Imported	MONTH OF AUGUST 1956		EIGHT MONTHS ENDED AUGUST 1956		Class Number
	Quantities	Values (\$)	Quantities	Values (\$)	
340 HUNGARY			447	374	
344 ITALY	374	5367	2241	20572	
347 JAPAN	3563	24413	4183	26722	
359 NORWAY			672	2288	
375 SWEDEN			83	1920	
376 SWITZRLND	106	842	522	3635	
400 U STATES	3534	11264	9149	26573	
	35358	187548	111407	647436	
BELTING OF CAMELS HAIR	LB				3341
100 U KINGDOM	359	634	5453	9767	
400 U STATES			80	148	
	359	634	5533	9915	
BLANKETS N O P WOOL	LB				3342
100 U KINGDOM	56183	86179	308097	498204	
304 ARGENTINA			444	769	
306 BELGIUM			1040	2640	
335 GERMANY W			20	52	
344 ITALY	207	125	4407	3882	
347 JAPAN			6175	2626	
354 NETHRLNDS	3903	5104	5309	7538	
381 ALASKA			1770	410	
400 U STATES	9600	14030	43542	69088	
	69893	105438	370804	585209	
FELT PRESSED	LB				3343
100 U KINGDOM	1287	2691	8572	20091	
306 BELGIUM			212	526	
327 FRANCE	81	83	81	83	
335 GERMANY W	393	494	12537	18026	
344 ITALY			14	132	
400 U STATES	5518	6827	37097	57804	
	7279	10095	58513	96662	
RUGS RAILWAY STEAMER AND AUTO	LB				3344
100 U KINGDOM	6515	10528	31569	57346	
306 BELGIUM			5897	1478	
318 DENMARK	40	59	220	361	
344 ITALY	20050	14488	130316	78830	
354 NETHRLNDS	98	105	254	226	
400 U STATES	22	79	1449	1690	
	26725	25259	169705	139931	
WOOL MANUFACTURES N O P	LB				3345
100 U KINGDOM	797	3272	14832	42886	
305 AUSTRIA			18	179	
306 BELGIUM	150	248	4656	9686	
318 DENMARK	186	594	186	594	
327 FRANCE	57	460	339	1974	
335 GERMANY W	211	401	704	1699	
340 HUNGARY			1	242	
344 ITALY	99	331	502	1187	
347 JAPAN	38	70	699	962	
354 NETHRLNDS	161	316	1437	3282	
365 POLAND			174	94	
367 AZORES			37	242	
376 SWITZRLND	22	295	277	1117	
400 U STATES	13434	25701	128020	202098	
	15155	31688	151882	266242	
YARN SYNTHETIC ACETATE SINGLES	LB				3360
100 U KINGDOM	3234	2212	44691	28870	
400 U STATES			26869	23841	
	3234	2212	71560	52711	
YARNS SYNTHETIC SINGLES N O P	LB				3361
100 U KINGDOM	78	214	163016	95815	
335 GERMANY W			6285	7498	
376 SWITZRLND			701	555	
400 U STATES	6820	4559	109997	104172	
	6898	4773	279999	208040	
YARNS THREADS SYNTHETIC N O P	LB				3362
100 U KINGDOM	6853	8020	45428	54094	
327 FRANCE	888	1418	10928	20634	
335 GERMANY W	9904	12727	49628	74443	
344 ITALY			305	386	
354 NETHRLNDS	5996	5150	41679	36573	
376 SWITZRLND			17163	17018	
389 IRELAND			2000	1401	
400 U STATES	128020	167058	960174	1397212	
	151661	194373	1127305	1601761	
YARN SYNTHETIC FOR PILE FABRIC	LB				3363
400 U STATES	106	197	881	1669	
	106	197	881	1669	
YARNS SYNTHETIC ACETATE TWIST	LB				3364
100 U KINGDOM	300	415	1577	1768	
327 FRANCE			77	64	
400 U STATES	59582	66387	389042	483999	
	59882	66802	390696	485831	
STAPLE FIRRES SYNTHETIC	LB				3365
100 U KINGDOM	33086	11959	2889456	897791	
305 AUSTRIA	29030	7079	171954	42384	
327 FRANCE	51807	65925	57012	70717	
335 GERMANY W	10000	4317	137111	59687	
344 ITALY	6680	2074	54630	17088	
347 JAPAN			10500	7874	
376 SWITZRLND	2840	873	7097	3880	
400 U STATES	480443	444466	2808731	2838472	
	613886	536693	6136491	3937893	
TOPS OF SYNTHETIC FIBRES	LB				3366
100 U KINGDOM	14391	6556	129123	57017	
335 GERMANY W	11286	7015	199041	114119	

IMPORTS INTO CANADA FOR CONSUMPTION

Articles and Countries from which Imported	MONTH OF AUGUST 1956		EIGHT MONTHS ENDED AUGUST 1956		Class Number
	Quantities	Values (\$)	Quantities	Values (\$)	
400 U STATES	4 3355	55123	218563	266885	
WASTE SHORT FIBRE SYNTHETIC	6 9032	68694	546727	438021	
100 U KINGDOM	LB 2 4976	9197	93657	35420	3367
306 BELGIUM			1000	790	
327 FRANCE			8370	6731	
400 U STATES	8 8619	53023	864947	485273	
YARNS FROM POLYAMIDES NYLON	11 3595	62220	967974	528214	
100 U KINGDOM	LB 40	124	944	3369	3368
327 FRANCE			610	2103	
335 GERMANY W			2069	4264	
400 U STATES	2 7867	78761	139604	448344	
YARN SYNTHETIC FOR TIRE FABRIC	2 7907	78885	143227	458080	
316 CUBA	LB 299271	165817	2660064	1514722	3369
400 U STATES	93384	56109	1615976	1016591	
KNITTED FABRIC SYNTHETIC FIBRE	392655	221926	4276040	2531313	
100 U KINGDOM	LB 828	1672	69803	72344	3371
327 FRANCE	77	361	267	1384	
344 ITALY	39	183	119	517	
376 SWITZRLND	263	817	598	1812	
400 U STATES	40385	146010	237799	712527	
FABRICS SYNTHETIC FIBRE N O P	41592	149043	308586	788584	
100 U KINGDOM	LB 34901	57122	296590	468219	3372
224 JAMAICA			10	215	
231 HONG KONG	162	460	1297	3334	
234 AUSTRALIA			200	787	
305 AUSTRIA	2338	2782	9524	11567	
306 BELGIUM	3418	6184	20785	34334	
317 CZECHO S			1700	1397	
318 DENMARK			49	132	
327 FRANCE	10197	47360	28137	128098	
335 GERMANY W	57444	89988	516656	780266	
344 ITALY	25943	39961	133550	210802	
347 JAPAN	20147	23744	73451	95601	
354 NETHRLNDS	7940	13642	75963	110509	
366 PORTUGAL			246	305	
372 SPAIN			7	105	
375 SWEDEN	45	452	1848	8022	
376 SWITZRLND	5057	27423	14371	80845	
400 U STATES	767511	1839779	4605116	11514456	
RIBBONS OF SYNTHETIC FIBRES	935103	2148897	5779500	13448994	
100 U KINGDOM	LB 493	1796	3092	12228	3373
317 CZECHO S	564	1013	6226	5525	
327 FRANCE	2922	12010	13552	48586	
335 GERMANY W	483	2726	2006	15713	
344 ITALY			382	488	
347 JAPAN	10747	14057	48623	56987	
354 NETHRLNDS			291	1291	
375 SWEDEN			12	170	
376 SWITZRLND	3298	10289	13942	55118	
400 U STATES	50887	113833	302713	642274	
STOCKINGS NYLON WOMENS	69394	155724	390839	838380	
100 U KINGDOM	DZ PR 28079	155349	181375	1048345	3376
231 HONG KONG			200	937	
305 AUSTRIA			49	349	
327 FRANCE	15	135	252	2587	
335 GERMANY W			711	5728	
344 ITALY			3158	19297	
347 JAPAN			4907	17786	
354 NETHRLNDS			400	2907	
400 U STATES	17411	116739	135501	913495	
STOCKINGS SYNTHETIC MENS BOYS	45505	272223	326553	2011431	
100 U KINGDOM	DZ PR 641	3170	3594	23778	3378
327 FRANCE	538	3677	1666	12663	
347 JAPAN			1500	3356	
376 SWITZRLND	6	58	56	531	
400 U STATES	5892	29004	53217	256617	
STOCKINGS SYNTHETIC FIBRE NOP	7077	35909	60033	296945	
100 U KINGDOM	DZ PR 6044	18726	21304	51186	3379
305 AUSTRIA			88	696	
318 DENMARK			20	141	
335 GERMANY W			377	2904	
347 JAPAN			54	108	
400 U STATES	5935	21389	33398	130979	
GLOVES OF SYNTHETIC FIBRES	11979	40115	55241	186014	
100 U KINGDOM	DZ PR 174	1977	1226	12418	3380
231 HONG KONG	903	5562	41232	130945	
317 CZECHO S			1203	4848	
327 FRANCE	9	113	638	5548	
335 GERMANY W	1070	8411	13814	66173	
344 ITALY	199	1534	5441	31918	
347 JAPAN	10629	28827	160909	513973	
400 U STATES	1518	20400	11183	120690	
CLOTHING NOP WOVEN SYNTH FIBRE	14502	66824	235646	886513	
100 U KINGDOM	DZ PR 37706	17117	126890	58639	3383
215 INOIA			2800	1200	

IMPORTS INTO CANADA FOR CONSUMPTION

Articles and Countries from which Imported	MONTH OF AUGUST 1956		EIGHT MONTHS ENDED AUGUST 1956		Class Number
	Quantities	Values (\$)	Quantities	Values (\$)	
231 HONG KONG	42575	4512	266702	36644	
305 AUSTRIA	69	73	6759	4730	
306 BELGIUM	352	73	1314	376	
313 CHINA			408	240	
327 FRANCE	47982	18795	102914	47663	
335 GERMANY W	85111	12647	170432	29708	
344 ITALY	44920	11959	149070	44013	
347 JAPAN	675337	52889	5640626	482796	
360 ISRAEL			12045	2131	
375 SWEDEN			2154	762	
376 SWITZRLND	6498	4816	26061	19269	
383 HAWAII			288	135	
400 U STATES	624764	160938	5460699	1450797	
	1565314	283819	11969162	2179103	
DRESSES WVN SYNT WOMENS CHLDNS	NO				3384
100 U KINGDOM	232	11265	923	38379	
227 BAHAMAS			2	535	
231 HONG KONG	50	330	210	1859	
306 BELGIUM			9	241	
327 FRANCE	94	7191	367	18869	
335 GERMANY W	6	298	37	1088	
344 ITALY	1	89	37	1910	
347 JAPAN			14	123	
354 NETHRLNDS	13	1324	134	3473	
367 AZORES			48	76	
375 SWEDEN	10	422	17	798	
376 SWITZRLND	202	8403	726	14581	
400 U STATES	32592	222168	182376	1060665	
	33200	251490	184900	1142597	
UNDERWEAR KNITTED SYNTHETIC	LB				3385
100 U KINGDOM	6234	15344	15674	43700	
327 FRANCE	18	319	48	414	
335 GERMANY W	60	197	88	299	
347 JAPAN			4871	5711	
376 SWITZRLND	11	158	11	158	
400 U STATES	1530	4884	19304	62240	
	7853	20902	39996	112522	
CLTHG SYNT FIB KNIT INFTS CHLD	LB				3386
100 U KINGDOM	6	54	7833	22242	
347 JAPAN			3433	3567	
354 NETHRLNDS			62	89	
400 U STATES	2116	8618	7312	27955	
	2122	8672	18640	53853	
CLTHG SYNT FIB KNIT WOMNS GRLS	LB				3387
100 U KINGDOM	1972	8675	6593	34266	
305 AUSTRIA			664	9866	
306 BELGIUM	226	492	226	492	
327 FRANCE	24	507	64	1487	
340 HUNGARY	31	156	31	156	
344 ITALY			287	2710	
347 JAPAN	125	836	599	3669	
354 NETHRLNDS	142	398	142	398	
376 SWITZRLND			15	327	
400 U STATES	8485	43940	47411	236426	
	11005	55004	56032	289797	
CLTHG SYNTH FIB KNIT MENS BOYS	LB				3388
100 U KINGDOM	1668	6015	7872	20539	
327 FRANCE			27	546	
344 ITALY			36	193	
347 JAPAN			40679	35511	
376 SWITZRLND			22	325	
400 U STATES	5011	16817	18305	57860	
	6679	22832	66941	114974	
CURTAINS OF SYNTHETIC FIBRE	OZ				3390
100 U KINGDOM	17436	2651	154496	23190	
376 SWITZRLNO			119	102	
400 U STATES	599890	117179	4918481	908071	
	617326	119830	5073096	931363	
HANKERCHIEFS SYNTHETIC FIBRE	OZ				3391
100 U KINGDOM	4420	587	4420	587	
231 HONG KONG	704	233	1760	347	
327 FRANCE			116	100	
347 JAPAN	30694	1875	313186	17607	
376 SWITZRLNO	53	122	5590	3670	
400 U STATES	2677	598	10545	3116	
	38548	3415	335617	25427	
SYNTHETIC FIBRE MANUFACTRS NOP	OZ				3392
100 U KINGDOM	172040	22399	1506891	167833	
215 INOIA			1176	141	
231 HONG KONG	1280	112	7588	1272	
305 AUSTRIA			8180	1284	
306 BELGIUM	1876	270	10876	1174	
317 CZECHO S	1088	167	1088	167	
318 DENMARK			601	89	
327 FRANCE	41683	13509	149073	39737	
334 ST PIERRE			328	91	
335 GERMANY W	4896	422	51401	10143	
344 ITALY	150802	9116	722051	46458	
347 JAPAN	657868	35085	3617510	202379	
354 NETHRLNOS	7574	991	31624	4987	
359 NORWAY	1280	58	1377	180	
375 SWEDEN	2396	1404	18755	9017	
376 SWITZRLNO	6285	2611	46114	14082	
400 U STATES	1951443	239668	17308344	2104277	
	3000511	325812	23482977	2603311	

IMPORTS INTO CANADA FOR CONSUMPTION

Articles and Countries from which Imported	MONTH OF AUGUST 1956		EIGHT MONTHS ENDED AUGUST 1956		Class Number
	Quantities	Values (\$)	Quantities	Values (\$)	
SYNTH FIBRE FOR ELEC APPARATUS	02				
100 U KINGDOM	10032	1441	67144	9765	3393
400 U STATES	37776	6898	246483	55603	
	47808	8339	313627	65368	
HAIR CLOTH					
100 U KINGDOM		6533		42877	3401
400 U STATES		200		5223	
		6733		48100	
FILTER PRESS CLOTH OF HAIR					
KAPOK					
	CWT				
215 INDIA			292	7046	3411
321 ECUADOR			2	105	
355 INDONESIA			1435	54381	
371 THAILAND	448	13634	898	27954	
400 U STATES	107	4711	1286	55657	
	555	18345	3913	145143	
MANILA FIBRE					
	CWT				
100 U KINGDOM			1180	21252	3412
222 B HOND			595	11978	
315 C RICA			861	14904	
337 GUATEMALA			1350	25997	
339 HONDURAS	300	6098	4051	99016	
364 PHIL	2808	50797	22332	393198	
400 U STATES			5496	102011	
	3108	56895	35765	668356	
SISAL ISTLE TAMPICO FIBRE					
	CWT				
100 U KINGDOM	1121	11750	2841	28338	3413
203 B E AFR	10649	101495	68319	639628	
306 BELGIUM			16	503	
309 BRAZIL	13949	113559	158021	1432043	
320 DOM REP			8388	86830	
338 HAITI	9624	87733	95659	907589	
352 MEXICO	6000	47280	6499	61933	
355 INDONESIA			563	5645	
387 VENEZUELA			677	5973	
394 PORT E AF	7961	77210	31342	315940	
400 U STATES	2023	42749	57825	621569	
	51327	481776	430150	4105991	
VEGETABLE FIBRE N O P					
	CWT				
100 U KINGDOM	2	142	244	4591	3414
215 INDIA			920	5129	
221 B GUIANA			23	142	
231 HONG KONG			28	770	
333 MADAGASCAR			310	7685	
352 MEXICO			507	2900	
353 MOROCCO	225	1886	225	1886	
400 U STATES	90	1888	3780	30842	
	317	3916	6037	53945	
BALER TWINE					
	CWT				
100 U KINGDOM	30	466	11917	190139	3420
306 BELGIUM			6379	79371	
316 CUBA	480	6108	2880	36099	
318 DENMARK	1200	16339	11995	166601	
352 MEXICO	1425	19097	30887	379722	
354 NETHRLNDS			9755	139636	
400 U STATES	39	771	600	9498	
	3174	42781	74413	1001066	
GRASSES SEAWEED MOSSES BAGASSE					
	CWT				
100 U KINGDOM		2542		14355	3421
215 INDIA		228		646	
231 HONG KONG				1357	
309 BRAZIL				249	
327 FRANCE		244		395	
335 GERMANY W				233	
344 ITALY		3822		8033	
347 JAPAN		2058		12636	
354 NETHRLNDS				1376	
359 NORWAY				609	
400 U STATES		26010		182384	
		34904		222273	
BINDER TWINE					
	CWT				
100 U KINGDOM	235	3617	4593	73004	3422
306 BELGIUM	500	6350	3486	44967	
318 DENMARK	5260	69546	21078	276817	
335 GERMANY W	1037	12796	5047	62404	
352 MEXICO	240	2657	5270	68579	
354 NETHRLNDS	620	8623	11515	173893	
400 U STATES			52	746	
	7892	103589	51041	700410	
COIR AND COIR YARN					
	CWT				
100 U KINGDOM			192	2643	3423
215 INDIA			4119	41587	
217 CEYLON			115	1437	
			4426	45667	
MATS RUGS N O P OF COCOA FIBRE					
	SQ YD				
100 U KINGDOM			446	1520	3424
215 INDIA	6911	2833	69976	38287	
354 NETHRLNDS	710	1032	6084	6124	
	7621	3865	76506	45931	
STRAW OR PAPER CARPETING RUGS					
100 U KINGDOM		1248		4779	3425
215 INDIA				4364	
223 BARBAOS				581	

IMPORTS INTO CANADA FOR CONSUMPTION

69

Articles and Countries from which Imported	MONTH OF AUGUST 1956		EIGHT MONTHS ENDED AUGUST 1956		Class Number
	Quantities	Values (\$)	Quantities	Values (\$)	
224 JAMAICA				58	
231 HONG KONG		977		4520	
347 JAPAN				20477	
372 SPAIN				1197	
400 U STATES		4346		154120	
VEGETABLE FIBRES		6571		190096	
FOR BRUSHES	CWT				3428
100 U KINGDOM	797	7603	1276	17080	
215 INDIA	13	105	267	3317	
231 HONG KONG			11	83	
304 ARGENTINA			1	99	
306 BELGIUM	98	6800	652	17531	
352 MEXICO	21	4348	1175	53181	
354 NETHRLNDS	36	2581	415	6550	
400 U STATES	555	21221	2866	142490	
MATS CUT PILE OF COCOA FIBRE	1520	42658	6663	240331	
100 U KINGDOM	SQ FT		2340	269	3429
215 INDIA	125672	20401	552902	92154	
354 NETHRLNOS			346	133	
WASTE FOR FURTHER PREPARATION	125672	20401	555588	92556	
100 U KINGDOM	CWT				3451
203 B E AFR	1998	32962	11052	221376	
215 INDIA	336	1903	1223	6526	
216 PAKISTAN	489	7751	4860	48565	
224 JAMAICA	477	4344	3435	21121	
231 HONG KONG			1174	1346	
234 AUSTRALIA	40	1928	115	679	
236 NEW ZEAL	18	936	471	15327	
304 ARGENTINA	941	12590	142	3150	
306 BELGIUM			941	12590	
309 BRAZIL	1584	13209	1062	11419	
313 CHINA			9422	108964	
316 CUBA			115	757	
326 FINLAND	50	1440	329	1817	
327 FRANCE			50	1440	
335 GERMANY W	220	1714	24	2441	
338 HAITI	565	4116	3506	33176	
344 ITALY			4426	31863	
347 JAPAN	572	3522	4574	37687	
352 MEXICO			1482	11882	
354 NETHRLNDS			1212	8516	
376 SWITZRLNO			780	8619	
383 HAWAII	548	810	664	1574	
400 U STATES	31152	244530	1219	2643	
WASTE FOR WIPING RAGS N O P	38990	331755	256884	2340272	
100 U KINGDOM	CWT		309162	2933750	3452
234 AUSTRALIA	365	7089	6751	123961	
236 NEW ZEAL			257	14084	
306 BELGIUM	176	3409	8	117	
335 GERMANY W	40	666	1446	19358	
344 ITALY			404	4218	
347 JAPAN	70	918	110	1869	
354 NETHRLNDS	185	2379	70	918	
375 SWEODEN	96	3014	1255	19691	
400 U STATES	34222	248191	911	23105	
WASTE GARNETTED READY FOR USE	35231	265666	334215	2721503	
100 U KINGDOM	LB				3453
306 BELGIUM	6676	1136	41988	12663	
327 FRANCE	100	160	100	160	
335 GERMANY W	551	85	12898	18345	
347 JAPAN	10000	1158	1790	1143	
400 U STATES	64216	10001	21000	3480	
BATTS BATTING WADDING N O P	81543	12540	883214	123854	
400 U STATES	LB		960990	159645	3454
FISH NETS NETTINGS COMMERCIAL	27656	18696	127200	77964	
100 U KINGDOM	LB				3460
318 DENMARK	33083	51412	473393	876369	
335 GERMANY W	121	231	456	703	
344 ITALY	98	119	5699	7363	
347 JAPAN	3355	4032	3355	4032	
354 NETHRLNDS	25400	38287	414913	543121	
359 NORWAY	712	585	59773	57554	
400 U STATES	4779	20111	712	585	
FISHING LINES COMMERCIAL	67548	114777	99868	256818	
100 U KINGDOM	LB		1058169	1746545	3461
318 DENMARK	22592	14117	248755	154646	
335 GERMANY W	17426	10914	23612	4861	
344 ITALY			43159	35990	
347 JAPAN			5995	4662	
354 NETHRLNDS			8665	14754	
359 NORWAY			17179	5879	
366 PORTUGAL	2310	365	64777	39963	
389 IRELAND	2126	552	2310	365	
400 U STATES	31702	33640	2126	552	
CORDAGE MANILA OVER 1 IN CIRC	76156	59588	278839	356471	
100 U KINGDOM	LB		695417	618143	3463
318 DENMARK	150073	35920	1692187	392750	
352 MEXICO	6033	700	7972	1566	
			24567	3114	

IMPORTS INTO CANADA FOR CONSUMPTION

Articles and Countries from which Imported	MONTH OF AUGUST 1956		EIGHT MONTHS ENDED AUGUST 1956		Class Number
	Quantities	Values (\$)	Quantities	Values (\$)	
364 PHIL 366 PORTUGAL 400 U STATES			12692 9688 7402	2166 1813 3441	
	2168	1011			
CORUAGE COMMERCIAL FISH NET	158274	37631	1754508	404850	
100 U KINGDOM	LB				3464
306 BELGIUM	19455	4351	1137220	267543	
318 DENMARK	54674	12136	126823	27292	
335 GERMANY W			152687	31712	
347 JAPAN			3662	4302	
352 MEXICO			6839	13298	
354 NETHRLNDS			11051	1765	
364 PHIL			148285	29218	
389 IRELAND	3046	589	14581	2488	
400 U STATES	176	139	3046	589	
	77351	17215	69094	59568	
CORUAGE OVER 1 INCH NOP	LB		1673288	437775	
100 U KINGDOM	26327	8696	305071	93629	3465
335 GERMANY W			300	548	
344 ITALY			8920	446	
400 U STATES	16153	4910	114280	30992	
	42480	13606	428571	125615	
COTTON FABRIC RUBBERIZED	LB				3472
100 U KINGDOM	3388	2800	16808	14423	
400 U STATES	21615	17331	160494	121438	
	25003	20131	177302	135861	
COTTON WINDOW SHADE CLOTH	LB				3473
100 U KINGDOM			333	214	
400 U STATES			11796	18967	
			12129	19181	
COTTON FABRICS COATED N O P	LB				3474
100 U KINGDOM	57575	28165	396874	254922	
306 BELGIUM	3846	3398	7935	8283	
327 FRANCE			1509	1501	
335 GERMANY W			9673	9931	
347 JAPAN	24955	4777	182570	34902	
354 NETHRLNDS	240	407	572	1299	
376 SWITZRLND	30	91	240	315	
400 U STATES	369286	337011	2899217	2885858	
	455932	373849	3498590	3197011	
ARTISTS CANVAS COATED PREPARED					3475
100 U KINGDOM				847	
306 BELGIUM				410	
354 NETHRLNDS				215	
400 U STATES		4803		18357	
		4803		19829	
CANVAS FLAX FOR TENTS AWNINGS	LB				3476
100 U KINGDOM	1230	970	21732	14274	
400 U STATES	100	120	1002	973	
	1330	1090	22734	15247	
FABRICS JUTE COATED	LB				3478
100 U KINGDOM			5961	1681	
354 NETHRLNDS			1530	688	
400 U STATES	12902	3519	82695	25835	
	12902	3519	90186	28204	
FABRICS VEG FIBRE COATED	LB				3479
100 U KINGDOM	3618	2024	51356	38097	
347 JAPAN	28013	5095	31013	5853	
400 U STATES	8477	10473	115137	131418	
	40108	17592	197506	175368	
FABRICS FOR BRATTICE CLOTH	LB				3480
100 U KINGDOM	323985	43737	595260	90373	
400 U STATES	250	56	5895	1462	
	324235	43793	601155	91835	
FABRICS SILK COATED	LB				3481
100 U KINGDOM			67	250	
400 U STATES	973	4012	4787	26933	
	973	4012	4854	27183	
FABRICS WOOL COATED	LB				3483
100 U KINGDOM	4969	4521	48118	23730	
306 BELGIUM	13279	21344	38153	69648	
327 FRANCE			196	348	
335 GERMANY W	4109	4545	12598	23614	
400 U STATES	5062	5911	112748	92734	
	27419	36321	211813	210074	
FABRICS SYNTHETIC FIBRE COATED	LB				3484
100 U KINGDOM			7972	3248	
306 BELGIUM	19367	20496	296490	320612	
327 FRANCE	928	1760	17762	34696	
335 GERMANY W			2004	1672	
347 JAPAN			186	163	
400 U STATES	184028	268740	1271168	1906602	
	204323	290996	1595582	2266993	
OILCLOTH FLOOR LINOLEUM	LB				3485
100 U KINGDOM	2041537	256621	20596259	2709900	
335 GERMANY W	32517	2824	295780	24776	
347 JAPAN			215	65	
400 U STATES	1232618	206020	8201504	1456889	
	3306672	465465	29093758	4191630	
OILCLOTH CARRIAGE SHELF TABLE	LB				3486
100 U KINGDOM	780	606	109112	80405	
400 U STATES	69309	57585	498831	406831	
	70089	58191	607943	487236	
TYPEWRITER RIBBONS	LB				3487
100 U KINGDOM	419	1050	6411	16328	
305 AUSTRIA			80	410	

IMPORTS INTO CANADA FOR CONSUMPTION

71

Articles and Countries from which Imported	MONTH OF AUGUST 1956		EIGHT MONTHS ENDED AUGUST 1956		Class Number
	Quantities	Values (\$)	Quantities	Values (\$)	
335 GERMANY W			44	2000	
400 U STATES	173	2170	1939	13767	
FABRICS COTTON TO COVER RUBBER	592	3220	8474	32505	3488
100 U KINGDOM	6770	10029	64718	88837	
400 U STATES	169	197	5370	8047	
CORD TIRE FABRICS SYNTH FIBRE	6939	10226	70088	96884	3489
100 U KINGDOM			91	137	
316 CUBA			1024638	678498	
354 NETHRLNDS			10123	7189	
400 U STATES	116114	123760	1704842	1488931	
LACE EMBROIDERIES BOBBINET NOP	116114	123760	2739694	2174755	3501
100 U KINGDOM	2411	21013	19067	120294	
215 INDIA	18	153	1300	2894	
231 HONG KONG	61	459	1232	3761	
305 AUSTRIA	150	443	713	3773	
306 BELGIUM	6	171	116	1653	
313 CHINA			86	280	
317 CZECHO S			55	126	
327 FRANCE	4617	39100	44219	408065	
335 GERMANY W	240	1607	1219	7001	
344 ITALY			136	1185	
347 JAPAN	3084	6951	13622	30948	
354 NETHRLNDS			168	739	
367 AZORES			94	937	
373 CANARY IS			203	1032	
376 SWITZRLND	152	4277	2566	23092	
389 IRELAND			7	103	
400 U STATES	26142	128662	202208	1023703	
CORSETS GIRDLES BRASSIERES	36881	203036	287011	1629586	3510
100 U KINGDOM		795		3786	
327 FRANCE		257		257	
335 GERMANY W		205		1482	
347 JAPAN		13547		58486	
400 U STATES		76504		688621	
BRACES OR SUSPENDERS AND PARTS		91308		752632	3511
100 U KINGDOM		2355		15762	
327 FRANCE		252		632	
335 GERMANY W		2454		26853	
344 ITALY				250	
400 U STATES		3447		54599	
CHURCH VESTMENTS ANY MATERIAL		8508		98096	3512
100 U KINGDOM		2841		12969	
306 BELGIUM				1240	
327 FRANCE		10587		70610	
335 GERMANY W				77	
344 ITALY		262		1356	
354 NETHRLNDS		71		71	
360 ISRAEL		66		66	
376 SWITZRLND		202		2174	
400 U STATES		5781		44360	
GARMENTS KNITTED N O P		19810		132923	3514
100 U KINGDOM		268	706	5349	
335 GERMANY W	4823	7910	9061	13889	
344 ITALY	9	334	114	2252	
347 JAPAN			312	343	
400 U STATES			1818	5969	
GLOVES MITTS AND MITTENS N O P	4914	8512	12011	27802	3515
100 U KINGDOM	496	2796	2210	16456	
327 FRANCE	5	73	60	1010	
335 GERMANY W			26	235	
344 ITALY	27	112	108	376	
347 JAPAN	500	3935	1887	8467	
400 U STATES	871	6293	6691	46092	
BERETS OF WOOL KNITTED FULLED	1899	13209	10982	72636	3516
100 U KINGDOM	1398	6855	8431	45494	
327 FRANCE	407	1899	1430	5748	
344 ITALY	50	635	75	856	
359 NORWAY			58	484	
400 U STATES			20	128	
CAPS BONNETS BERETS N O P	1855	9389	10014	52710	3517
100 U KINGDOM	1456	13306	24304	138890	
231 HONG KONG			457	305	
305 AUSTRIA	4	53	4	53	
306 BELGIUM	17	167	28	221	
318 DENMARK			199	784	
327 FRANCE	378	1330	1377	6361	
335 GERMANY W	16	146	1370	6583	
344 ITALY	278	1782	2319	9489	
347 JAPAN	3369	1729	111680	170289	
352 MEXICO			38	89	
359 NORWAY			38	960	
376 SWITZRLND	137	1690	361	4374	
400 U STATES	23325	118866	166955	496884	
HATS OF FUR FELT MENS	28980	139069	309130	835282	3518
100 U KINGDOM	370	18717	1204	57849	

IMPORTS INTO CANADA FOR CONSUMPTION

Articles and Countries from which Imported	MONTH OF AUGUST 1956		EIGHT MONTHS ENDED AUGUST 1956		Class Number
	Quantities	Values (\$)	Quantities	Values (\$)	
305 AUSTRIA			2	142	
306 BELGIUM			23	1105	
335 GERMANY W	22	1466	22	1466	
344 ITALY			271	20911	
400 U STATES	26	1659	165	10054	
HATS OF WOOL FELT	418	21842	1687	91527	
100 U KINGDOM	DOZ 187	2364	309	3901	3519
327 FRANCE	1	60	1	60	
344 ITALY			12	271	
400 U STATES	1171	21473	1988	35992	
HATS OF FUR FELT WOMENS	1359	23897	2310	40224	
100 U KINGDOM	DOZ 17	587	134	6398	3520
305 AUSTRIA	58	3293	68	3887	
318 DENMARK			1	146	
327 FRANCE	130	7961	419	17892	
335 GERMANY W	1	50	1	50	
344 ITALY	88	3570	107	4250	
376 SWITZRLND	8	703	36	2477	
400 U STATES	942	45282	1315	63094	
HATS N O P	1244	61446	2081	98194	
100 U KINGDOM	DOZ 192	3659	718	21071	3521
224 JAMAICA			19	330	
231 HONG KONG			2100	8138	
305 AUSTRIA	1	50	12	330	
306 BELGIUM	12	170	12	170	
318 DENMARK			212	428	
327 FRANCE	150	6432	495	28082	
335 GERMANY W	11	717	148	3412	
344 ITALY	11	897	999	8759	
347 JAPAN	61	374	1547	2280	
352 MEXICO			664	671	
354 NETHRLNDS	1	206	34	3270	
376 SWITZRLND	41	1727	349	7387	
383 HAWAII			4	127	
390 GERMANY E			94	941	
400 U STATES	6471	145792	48456	979382	
FIREMENS AND OTHER HELMETS	6951	160024	55863	1064778	
100 U KINGDOM		111		6609	3522
335 GERMANY W		175		1053	
400 U STATES		54574		481847	
KNITTED GOODS N O P		54860		489509	
100 U KINGDOM	LB 985	2660	15488	25351	3524
335 GERMANY W			1676	2366	
344 ITALY			36	389	
354 NETHRLNDS			127	364	
376 SWITZRLND	90	360	268	1016	
400 U STATES	12668	26463	128197	243673	
UNDERWEAR N O P KNITTED	13743	29483	145792	273159	
CHENILLE YARNS AND CORDS	LB				3525
100 U KINGDOM			45	60	3548
327 FRANCE	156	263	280	502	
347 JAPAN			1726	770	
400 U STATES			565	856	
USED BAGS OF VEGETABLE FIBRE	156	263	2616	2188	
100 U KINGDOM				986	3550
400 U STATES		5666		45900	
BELTING N O P		5666		46886	
100 U KINGDOM	LB 52	232	10789	14044	3551
335 GERMANY W	497	360	636	550	
400 U STATES	5658	9089	50899	86503	
BLANKETS FOR PRINTING PRESSES	6207	9681	62324	101097	
100 U KINGDOM		2118		19082	3552
335 GERMANY W		1309		6719	
375 SWEDEN				170	
384 P RICO		3910		5126	
400 U STATES		32569		305007	
BRAIDS CORDS FRINGES N O P		39906		336104	
100 U KINGDOM		1046		13697	3553
305 AUSTRIA		70		883	
306 BELGIUM				822	
317 CZECHO S				334	
327 FRANCE		997		9174	
335 GERMANY W		4703		13040	
344 ITALY				71	
347 JAPAN		330		6840	
354 NETHRLNDS				397	
375 SWEDEN		169		1263	
376 SWITZRLND		639		4542	
400 U STATES		68549		572857	
CARPETS N O P		76503		623920	
100 U KINGDOM	SQ FT 57803	8281	509585	84870	3554
215 INDIA		551	8522	3372	
306 BELGIUM	106399	22397	1056837	272930	
317 CZECHO S	4320	992	4320	992	

IMPORTS INTO CANADA FOR CONSUMPTION

73

Articles and Countries from which Imported	MONTH OF AUGUST 1956		EIGHT MONTHS ENDED AUGUST 1956		Class Number
	Quantities	Values (\$)	Quantities	Values (\$)	
318 DENMARK			930	535	
327 FRANCE	1026	650	4535	2793	
335 GERMANY W			697	299	
344 ITALY	21026	4297	81015	17542	
347 JAPAN	13980	795	526110	56567	
354 NETHRLNDS	1949	588	17203	4368	
365 POLAND			2070	816	
372 SPAIN	3439	604	13056	2292	
375 SWEDEN			132	71	
400 U STATES	133505	65309	1652740	713231	
	345172	104464	3877752	1160678	
CRAPES BLACK MOURNING					3556
CURTAINS N O P					3557
100 U KINGDOM		139		1167	
400 U STATES		4769		38067	
		4908		39234	
FELT ADHESIVE FOR VESSELS					3558
100 U KINGDOM				2981	
				2981	
HAT BRAIDS NOT OVER 6 INCHES					3559
231 HONG KONG				701	
335 GERMANY W				219	
344 ITALY				7847	
347 JAPAN				840	
376 SWITZRLND		9381		198531	
400 U STATES		1423		59785	
		10804		267923	
HAT SWEATS CAP PEAKS AND BANDS					3560
100 U KINGDOM		174		5296	
306 BELGIUM		1044		1917	
376 SWITZRLND				541	
400 U STATES		30912		283496	
		32130		291250	
HOODS AND SHAPES OF FUR FELT	DOZ				3561
100 U KINGDOM		308	818	20001	
317 CZECHO S		2620	15395	275916	
327 FRANCE		467	8414	124519	
344 ITALY		484	7293	122265	
347 JAPAN			100	1156	
376 SWITZRLND			7	369	
400 U STATES		666	1248	29445	
		4545	33275	573671	
HOODS AND SHAPES OF WOOL FELT	DOZ				3562
317 CZECHO S		27	27	704	
400 U STATES		4	4	95	
		31	31	799	
HOODS AND SHAPES KNITTED	DOZ				3563
231 HONG KONG			11	147	
313 CHINA			15	201	
317 CZECHO S	102	2512	167	3701	
321 ECUADOR	13	345	1070	14884	
335 GERMANY W	42	464	42	464	
344 ITALY	183	505	3514	14166	
347 JAPAN	25	109	6396	18238	
352 MEXICO			3611	2847	
355 INDONESIA	2000	1458	5000	3230	
376 SWITZRLND	16	204	700	11918	
400 U STATES	613	5281	19428	139184	
	2994	10878	39954	208980	
HOODS AND SHAPES N O P	DOZ				3564
100 U KINGDOM			24	365	
327 FRANCE	1	104	7	1063	
335 GERMANY W	3	113	3	113	
344 ITALY			334	2044	
347 JAPAN			257	1695	
376 SWITZRLND	32	356	444	7818	
400 U STATES	630	4511	3400	25839	
	666	5084	4469	38937	
MATERIALS FOR HAT BRAIDS					3565
400 U STATES				357	
				357	
SURGICAL DRESSINGS					3566
100 U KINGDOM		24819		259027	
335 GERMANY W		2003		24924	
400 U STATES		68997		494380	
		95819		778331	
ELASTIC WEBBING WOVEN FOR MFRS	LB				3567
100 U KINGDOM			5166	9237	
335 GERMANY W	390	1195	1975	4969	
344 ITALY			4444	8928	
347 JAPAN	3680	2566	58477	49722	
354 NETHRLNDS	65	130	715	1567	
400 U STATES	7728	18191	72932	148840	
	11863	22082	143709	223263	
ELASTIC WEBBING WOVEN N O P	LB				3568
100 U KINGDOM	2128	3724	8084	14384	
335 GERMANY W	1544	2381	2752	4530	
344 ITALY	1840	3762	15489	31175	
347 JAPAN	38890	27836	121649	93516	
354 NETHRLNDS	505	1130	2355	4860	
400 U STATES	5599	12087	68179	157809	
	50506	50920	218508	306274	
WINDOW SHADES ON ROLLERS N O P					3569
400 U STATES		372		8750	
		372		8750	

IMPORTS INTO CANADA FOR CONSUMPTION

Articles and Countries from which Imported	MONTH OF AUGUST 1956		EIGHT MONTHS ENDED AUGUST 1956		Class Number	
	Quantities	Values (\$)	Quantities	Values (\$)		
CORDED RIBBONS FOR MENS HATS 400 U STATES	LB	2174	9540	25199	117468	3570
		2174	9540	25199	117468	
NONELASTIC FABRICS FOR GARTERS 100 U KINGDOM 400 U STATES	LB	20	70	20	70	3571
		20	70	919	2243	
FABRICS FOR CARD CLOTHING 100 U KINGDOM 400 U STATES	LB			2954	4437	3572
				18388	24378	
		1142	1974	21342	28815	
FIBRE OR TEXTILE PRODUCTS NOP 100 U KINGDOM 231 HONG KONG 344 ITALY 347 JAPAN 376 SWITZRLND 400 U STATES			255		2765	3573
					79	
					2077	
					549	
			778		1049	
			10856		89884	
			11889		96403	
BRAIDED CORD 1 IN CIRC OR LESS 100 U KINGDOM 335 GERMANY W 400 U STATES	LB	906	873	3845	4472	3574
		28	72	28	72	
		8714	6687	61444	43439	
		9648	7632	65317	47983	
ELASTIC WEBBING BRAIDED 100 U KINGDOM 335 GERMANY W 344 ITALY 347 JAPAN 354 NETHRLNDS 360 ISRAEL 400 U STATES	LB	210	342	6811	9633	3576
		429	1295	1349	3092	
				1087	2050	
		2800	1620	183824	128503	
				770	1503	
				728	716	
		3352	8114	42991	102221	
		6791	11371	237560	247718	

IMPORTS INTO CANADA FOR CONSUMPTION

Articles and Countries from which Imported	MONTH OF AUGUST 1956		EIGHT MONTHS ENDED AUGUST 1956		Class Number	
	Quantities	Values (\$)	Quantities	Values (\$)		
<u>GROUP 4</u>						
WOOD WOOD PRODUCTS AND PAPER						
CANE REED OR RATTAN						
215 INDIA				7 652	4002	
231 HONG KONG		129		6 369		
335 GERMANY W				4 966		
347 JAPAN		357		698		
354 NETHRLNDS				778		
364 PHIL				1 530		
400 U STATES		148		10 748		
		634		32 741		
OSIERS WILLOWS AND BAMBOOS						
100 U KINGDOM				95	4003	
215 INDIA				388		
231 HONG KONG				120		
347 JAPAN		300		8 462		
367 AZORES		2 334		5 794		
400 U STATES				6 720		
		2 634		21 579		
CORKWOOD UNMANUFACTURED						
366 PORTUGAL		3 603		7 3167	4011	
372 SPAIN				3 5721		
400 U STATES		5 395		11 188		
		8 998		12 0076		
FENCE POSTS						
NO					4021	
400 U STATES	3 286	1 465	2 1845	7 675		
	3 286	1 465	2 1845	7 675		
HICKORY BILLETS						
400 U STATES		1 6530		1 60981	4022	
		1 6530		1 60981		
POLES TELEGRAPH AND PILING						
NO					4024	
400 U STATES	1 8405	5 24562	7 7494	2 366162		
	1 8405	5 24562	7 7494	2 366162		
RAILWAY TIES						
NO					4025	
381 ALASKA			356	928		
400 U STATES	1 2665	4 1899	8 2806	2 62067		
	1 2665	4 1899	8 3162	2 62995		
LOGS ROUND UNMANUFACTURED NOP						
NO					4026	
400 U STATES	9 053	5 19818	12 0376	5 529451		
	9 053	5 19818	12 0376	5 529451		
HANDLE SHINGLE BOLTS FELDES						
400 U STATES		10 697		7 1716	4032	
		10 697		7 1716		
HUB LAST WAGON OAR GUM BLDCKS						
100 U KINGDOM				265	4033	
327 FRANCE				371		
344 ITALY				139		
400 U STATES		4 5657		32 4902		
		4 5657		32 5677		
WOOD TEN PIN BLOCKS ROUGH						
4034						
TEAK AMARANTH TROPICAL WOODS						
100 U KINGDOM		1 061		2 630	4041	
210 G COAST		5 657		17 065		
211 NIGERIA				3 571		
218 MALAYA		3 340		3 340		
221 B GUIANA		871		13 351		
231 HONG KONG				1 586		
234 AUSTRALIA				4 1088		
309 BRAZIL				6 767		
318 DENMARK				173		
321 ECUADOR				940		
327 FRANCE		3 567		3 815		
328 FR AFRICA		2 953		4 534		
337 GUATEMALA				14 411		
347 JAPAN				2 875		
363 PERU				12 977		
364 PHIL				4 101		
371 THAILAND		7 599		11 883		
400 U STATES		20 914		18 6709		
		4 5962		33 1816		
ASH WHITE						
NO					4042	
400 U STATES	188	3 2126	1 191	17 7759		
	188	3 2126	1 191	17 7759		
CEDAR						
NO					4043	
400 U STATES	153	1 6629	1 980	2 68575		
	153	1 6629	1 980	2 68575		
CHESTNUT						
NO					4044	
400 U STATES			35	2 912		
			35	2 912		
FIR						
NO					4045	
381 ALASKA			2	142		
400 U STATES	8 604	7 07076	5 1763	4 896254		
	8 604	7 07076	5 1765	4 896396		
GUMWOOD						
NO					4046	
234 AUSTRALIA			12	3 316		
400 U STATES	4	1 021	290	3 5384		
	4	1 021	302	3 8700		
HEMLOCK						
NO					4047	
400 U STATES	858	6 7238	6 288	5 21560		
	858	6 7238	6 288	5 21560		

IMPORTS INTO CANADA FOR CONSUMPTION

Articles and Countries from which Imported	MONTH OF AUGUST 1956		EIGHT MONTHS ENDED AUGUST 1956		Class Number
	Quantities	Values (\$)	Quantities	Values (\$)	
HICKORY					
400 U STATES	M FT 57	11782	227	43383	4048
	57	11782	227	43383	
MAHOAGANY					
210 G COAST	M FT 54	11850	826	153190	4049
211 NIGERIA			751	99909	
222 B HOND			195	44022	
234 AUSTRALIA			5	1180	
327 FRANCE			33	8255	
328 FR AFRICA	10	1815	661	95732	
337 GUATEMALA			2	456	
347 JAPAN	523	78877	2118	331330	
364 PHIL	68	12775	551	110194	
400 U STATES	108	29952	1544	353220	
	763	135269	6686	1197488	
OAK					
100 U KINGDOM	M FT 25	500	25	500	4050
347 JAPAN			228	48497	
400 U STATES	4828	674981	37107	5153576	
	4853	675481	37360	5202573	
PINE SOUTHERN YELLOW OR PITCH					
339 HONDURAS	M FT 15	2692	25	4564	4051
400 U STATES	386	62460	2926	461987	
	401	65152	2951	466551	
PINE WHITE OR OTHER N O P					
309 BRAZIL	M FT 85	10750	3428	464405	4052
339 HONDURAS			22	2946	
400 U STATES	3607	337723	22286	2017750	
	3692	348473	25736	2485101	
POPLAR					
400 U STATES	M FT 400	52138	3041	401260	4053
	400	52138	3041	401260	
REDWOOD					
400 U STATES	M FT 139	26883	887	200036	4054
	139	26883	887	200036	
WALNUT					
400 U STATES	M FT 217	67805	1534	461242	4055
	217	67805	1534	461242	
LUMBER AND TIMBER HARDWOOD NOP					
347 JAPAN	M FT 19	3921	216	40605	4056
381 ALASKA		75	1	75	
400 U STATES	2346	215615	16100	1620421	
	2366	219611	16317	1661101	
LUMBER AND TIMBER N O P					
381 ALASKA	M FT 51	3973	148	10917	4057
400 U STATES	548	49130	4606	346488	
	599	53103	4754	357405	
HARDWOOD FLOORING					
354 NETHRLNDS	M FT		3	1166	4058
400 U STATES	1541	250535	12350	1939290	
	1541	250535	12353	1940456	
PINE PONDEROSA AND SUGAR					
400 U STATES	M FT 2717	286157	21325	2337127	4059
	2717	286157	21325	2337127	
LATHS					
400 U STATES	M 360	6554	1366	31091	4071
	360	6554	1366	31091	
PICKETS PLAIN					
	M				4072
PLYWOOD GLUED OR CEMENTED					
100 U KINGDOM				305	4073
211 NIGERIA		3768		25063	
218 MALAYA				169	
305 AUSTRIA				9453	
306 BELGIUM				10672	
307 BEL CONGO				346	
326 FINLAND		7704		39956	
327 FRANCE		35633		159249	
335 GERMANY W		13456		75545	
344 ITALY		62		11623	
347 JAPAN		231455		1263226	
356 SURINAM				2445	
360 ISRAEL		19257		64947	
365 POLAND		3681		19417	
366 PORTUGAL				1849	
375 SWEDEN		8534		34452	
381 ALASKA		209		556	
400 U STATES		95981		632676	
		419740		2351949	
SHINGLES OF WOOD					
400 U STATES	RF SQ 5050	33765	22027	132464	4074
	5050	33765	22027	132464	
VENEERS DF ROSEWOOD ETC					
100 U KINGDOM				659	4075
318 DENMARK				2040	
327 FRANCE				25651	
344 ITALY		829		829	
347 JAPAN		2990		14033	
352 MEXICO		77		77	
354 NETHRLNDS				2203	
364 PHIL				7545	
400 U STATES		34192		232624	
		38088		285661	
VENEERS OF WOOD N O P					
100 U KINGDOM				1265	4076
307 BEL CONGO		13162		131219	

IMPORTS INTO CANADA FOR CONSUMPTION

Articles and Countries from which Imported	MONTH OF AUGUST 1956		EIGHT MONTHS ENDED AUGUST 1956		Class Number
	Quantities	Values (\$)	Quantities	Values (\$)	
318 DENMARK				402	
327 FRANCE				560	
354 NETHRLNDS				2386	
400 U STATES		121978		1045782	
VENEERS OF WOOD TAPED JOINTED		135140		1181614	4077
400 U STATES		4922		32896	
VENEERS AUSTRALIAN BLACKWOOD		4922		32896	4078
400 U STATES		3179		26873	
PLYWOOD FACED WITH METAL		3179		26873	4079
335 GERMANY W		5854		22078	
344 ITALY				1880	
400 U STATES		3801		11463	
BARK CRUDE FOR TANNERS USE	CWT	9655		35421	4081
FUELWOOD	CORD				4082
400 U STATES	30	224	1092	6446	
PULPWOOD	30	224	1092	6446	4083
400 U STATES	CORD				
SAWDUST AND WOOD FLOUR	7720	144549	121855	2081625	4084
375 SWEDEEN	7720	144549	121855	2081625	
400 U STATES				820	
BARRELS EMPTY SLACK		28721		178654	4090
400 U STATES	NO	28721		179474	
BARRELS EMPTY TIGHT					4091
100 U KINGDOM	NO		901	568	
400 U STATES			901	568	
STAVES HEADINGS POPLAR ROUGH					4093
STAVES OAK SAWN SPLIT OR CUT					4094
400 U STATES	M				
STAVES ROUGH SAWN N O P					4095
STAVES 5 EIGHTHS INCH OR OVER					4096
STAVES N O P					4097
100 U KINGDOM	M				
400 U STATES					
WOODEN PAILS AND TUBS					4098
375 SWEDEEN					
400 U STATES					
HOOPS HEADS AND LINERS OF WOOD					4099
100 U KINGDOM					
400 U STATES					
CORK SLABS BOARDS TILES N O P					4101
100 U KINGDOM					
318 DENMARK					
335 GERMANY W					
353 MOROCCO					
366 PORTUGAL					
372 SPAIN					
400 U STATES					
CORKS THREE FOURTHS IN OR LESS					4102
100 U KINGDOM	LB				
366 PORTUGAL					
372 SPAIN					
400 U STATES					
CORKS OVER THREE FOURTHS INCH					4103
100 U KINGDOM	LB				
327 FRANCE					
366 PORTUGAL					
372 SPAIN					
400 U STATES					
CORK SLABS BOARDS FOR MFRS					4104
100 U KINGDOM					
335 GERMANY W					
366 PORTUGAL					
372 SPAIN					
400 U STATES					
MANUFACTURES OF CORKWOOD N O P					4105
100 U KINGDOM					
335 GERMANY W					
354 NETHRLNDS					
366 PORTUGAL					
372 SPAIN					
400 U STATES					
BICYCLE RIM STRIPS OF MAPLE					4111

IMPORTS INTO CANADA FOR CONSUMPTION

Articles and Countries from which Imported	MONTH OF AUGUST 1956		EIGHT MONTHS ENDED AUGUST 1956		Class Number
	Quantities	Values (\$)	Quantities	Values (\$)	
BILLETS OF WOOD FOR BATS 400 U STATES		7532		47976	4112
GUN STOCKS OF WALNUT ROUGH		7532		47976	4113
WOOD HANDLES FOR AGRIC IMPL 400 U STATES		28275		302978	4114
HANDLES OF WOOD N O P		28275		302978	4118
100 U KINGDOM				1300	
335 GERMANY W				2466	
375 SWEDEN		91		172	
400 U STATES		34250		274300	
SHAFTS OR HEADS FOR GOLF CLUBS 400 U STATES		34341		278238	4119
LASTS OF WOOD		1412		13407	4120
100 U KINGDOM		1412		13407	
400 U STATES		4957		1004	
MEXICAN SADDLE TREES STIRRUPS 400 U STATES		4957		29511	4121
SPOKES HICKORY OAK ROUGH 400 U STATES		1102		30515	4122
WALKING STICKS AND CANES		1102		9909	4125
100 U KINGDOM				9909	
215 INDIA				913	
216 PAKISTAN				913	
305 AUSTRIA					
327 FRANCE					
347 JAPAN		67		169	
400 U STATES		239		429	
SULPHITE PULP BL DISSOLVING 100 U KINGDOM	CWT	2489		1104	4130
400 U STATES				2832	
SODA PULP				18118	4131
SULPHITE PULP UNBLEACHED 400 U STATES	CWT			177	4132
SULPHITE PULP BLEACHED N O P 400 U STATES				410830	4133
SULPHATE OR KRAFT PULP 400 U STATES				411007	4134
WOOD PULP MECHANICAL					4135
PULP OF STRAW OR VEG FIBRE N O P 100 U KINGDOM	CWT				4136
335 GERMANY W					
400 U STATES					
BOBBINS SHUTTLES AND SPOOLS 100 U KINGDOM					4141
335 GERMANY W					
376 SWITZRLND					
400 U STATES					
CASKETS COFFINS AND METAL PTS 400 U STATES					4142
CHARCOAL MADE FROM WOOD 400 U STATES	TON				4143
CHURNS N O P WASHBOARDS 100 U KINGDOM					4144
306 BELGIUM					
317 CZECHO S					
335 GERMANY W					
375 SWEDEN					
388 YUGO SLAV					
400 U STATES					
CLOTHES PINS AND PARTS 100 U KINGDOM	GROSS				4145
318 DENMARK					
335 GERMANY W					
354 NETHRLNDS					
359 NORWAY					
375 SWEDEN					
400 U STATES					
CRUTCHES OR STAFFS 100 U KINGDOM					4146
400 U STATES					
CURTAIN STRETCHERS 400 U STATES					4147

IMPORTS INTO CANADA FOR CONSUMPTION

Articles and Countries from which Imported	MONTH OF AUGUST 1956		EIGHT MONTHS ENDED AUGUST 1956		Class Number
	Quantities	Values (\$)	Quantities	Values (\$)	
DOORS WOOD 6 FT X 2 FT OR OVER	NO				
100 U KINGDOM			17	502	4148
335 GERMANY W	400	1929	2678	12803	
347 JAPAN			4	50	
354 NETHRLNDS	1115	5012	11460	44037	
400 U STATES	502	16102	13323	148734	
	2017	23043	27482	206126	
EXCELSIOR OR WOOD WOOD					
400 U STATES		8153		17063	4149
		8153		17063	
FIBRE AND MANUFACTURES N O P					
100 U KINGDOM		722		8737	4150
327 FRANCE		2097		12790	
335 GERMANY W				3134	
347 JAPAN		142		142	
375 SWEDEN		409		6834	
400 U STATES		99415		796935	
		102785		828572	
FURNITURE MAINLY OF WOOD					
100 U KINGDOM		15738		125385	4151
207 UN SO AFR				50	
215 INDIA		130		1116	
218 MALAYA				431	
223 BARBADOS				87	
224 JAMAICA		186		239	
231 HONG KONG		10979		89049	
234 AUSTRALIA				150	
236 NEW ZEAL				100	
305 AUSTRIA				470	
306 BELGIUM		1614		12472	
313 CHINA				177	
316 CUBA				132	
317 CZECHO S		8300		60410	
318 DENMARK		37601		247413	
322 EGYPT				226	
327 FRANCE		6683		32397	
335 GERMANY W		16363		48381	
344 ITALY		4425		27553	
347 JAPAN		1985		26608	
352 MEXICO		136		2401	
353 MOROCCO		216		489	
354 NETHRLNDS		2353		14963	
359 NORWAY		2943		6762	
363 PERU				142	
365 POLAND		2518		23433	
372 SPAIN				110	
375 SWEDEN		3052		27633	
376 SWITZRLND				1346	
381 ALASKA				480	
383 HAWAII		171		1092	
388 YUGO SLAV				7097	
389 IRELAND				59	
391 LEBANON				186	
392 SYRIA				120	
400 U STATES		473413		3737425	
		588806		4496584	
MATCHES OF WOOD					
100 U KINGDOM		189		1803	4152
344 ITALY		564		4406	
359 NORWAY				817	
375 SWEDEN				29590	
400 U STATES		968		48630	
		1721		85246	
MOULDINGS OF WOOD					
306 BELGIUM		64		64	4153
335 GERMANY W				2277	
354 NETHRLNDS				316	
375 SWEDEN		492		492	
400 U STATES		15844		43764	
		16400		46913	
SKIS RACQUETS AND FRAMES BATS					
100 U KINGDOM		8805		44484	4154
215 INDIA		549		2581	
216 PAKISTAN		4742		33704	
234 AUSTRALIA		1076		3317	
305 AUSTRIA				10838	
306 BELGIUM		78		3307	
318 DENMARK				1170	
327 FRANCE		104		1628	
335 GERMANY W		12469		24803	
344 ITALY				1557	
347 JAPAN				8459	
354 NETHRLNDS				1521	
359 NORWAY				865	
365 POLAND				107	
375 SWEDEN				876	
376 SWITZRLND		1505		3952	
400 U STATES		17558		114507	
		46886		257676	
WINDOW SASH OF WOOD					
400 U STATES		9565		65250	4155
		9565		65250	
WOOD BOXES CRATES AND SHOOKS					
100 U KINGDOM				202	4156

IMPORTS INTO CANADA FOR CONSUMPTION

Articles and Countries from which Imported	MONTH OF AUGUST 1956		EIGHT MONTHS ENDED AUGUST 1956		Class Number
	Quantities	Values (\$)	Quantities	Values (\$)	
335 GERMANY W		99		1110	
347 JAPAN				3557	
375 SWEDEN				376	
390 GERMANY E				107	
400 U STATES		8038		150203	
MANUFACTURES OF WOOD N O P		8137		155555	4157
100 U KINGDOM		18792		138560	
203 B E AFR		1215		4203	
215 INDIA		324		1501	
217 CEYLON				631	
231 HONG KONG		695		7453	
234 AUSTRALIA				139	
305 AUSTRIA				688	
306 BELGIUM		96		2390	
317 CZECHO S		2435		3974	
318 DENMARK		197		5698	
327 FRANCE		4114		30595	
335 GERMANY W		12315		69450	
338 HAITI				413	
344 ITALY		6170		25971	
347 JAPAN		27538		236263	
352 MEXICO				639	
354 NETHRLNDS		563		8756	
355 INDONESIA				77	
359 NORWAY				440	
364 PHIL				108	
365 POLAND		333		333	
372 SPAIN				58	
375 SWEDEN		73		30343	
376 SWITZRLND		577		2993	
381 ALASKA				19083	
383 HAWAII		54		229	
388 YUGO SLAV		207		1669	
390 GERMANY E		506		2155	
400 U STATES		353804		2405798	
BOWLS TRAYS AND DISHES OF WOOD		430008		3000610	4158
100 U KINGDOM				1678	
203 B E AFR				1644	
215 INDIA				330	
224 JAMAICA		106		268	
231 HONG KONG				229	
318 DENMARK		425		1032	
322 EGYPT				130	
327 FRANCE		1677		2215	
335 GERMANY W		426		2488	
338 HAITI		557		2294	
344 ITALY		873		2376	
347 JAPAN		9171		86759	
352 MEXICO				233	
375 SWEDEN		1271		2017	
383 HAWAII				549	
388 YUGO SLAV				6785	
400 U STATES		11549		45011	
PLAYING CARD STOCK		26055		156038	4159
400 U STATES	LB				
		25484	4239	153177	33671
CONT BOARD FOR MOIST OILY FOOD	LB	25484	4239	153177	33671
400 U STATES		1510087	142663	14666836	1409442
CARD STOCK BRISTOL BOARD N O P		1510087	142663	14666836	1409442
100 U KINGDOM	LB				
400 U STATES		194795	35192	1706037	253937
CHIPBOARD NEWS BOARD		194795	35192	1706533	254061
400 U STATES	LB				
		585620	39561	2984043	232373
LEATHER BOARD LEATHEROID MFRS		585620	39561	2984043	232373
100 U KINGDOM	LB				
306 BELGIUM		3762	557	124645	34240
335 GERMANY W		16744	3595	69844	16258
344 ITALY				600	582
400 U STATES		39668	8547	243500	56559
MILLBOARD AND BINDERS BOARD		60174	12699	457932	112164
100 U KINGDOM	LB				
400 U STATES		2402	307	23708	2268
PULPBOARD FOR MFR OF WALLBOARD		327277	22508	2825750	255436
400 U STATES		329679	22815	2849458	257704
PULPBOARD TO WRAP ROLLS PAPER	LB				
400 U STATES		4409700	238348	34517880	1848143
STRAWBOARD N O P		4409700	238348	34517880	1848143
400 U STATES	LB				
		468922	29788	3993355	234177
PULP BOARD FOR CONTAINERS		468922	29788	3993355	234177
400 U STATES	LB				
		6221	712	901321	59466
BUILDING AND INSULATING BOARD		6221	712	901321	59466
100 U KINGDOM	LB				
326 FINLAND		3425881	223314	39058304	2456928
352 MEXICO		3425881	223314	39058304	2456928
	LB				
		10949	2219	53006	10300
		82321	5375	285428	13268
		68424	2654	310481	12027

IMPORTS INTO CANADA FOR CONSUMPTION

Articles and Countries from which Imported	MONTH OF AUGUST 1956		EIGHT MONTHS ENDED AUGUST 1956		Class Number
	Quantities	Values (\$)	Quantities	Values (\$)	
354 NETHRLNDS			20508	4117	
359 NORWAY			69764	2918	
365 POLAND			250871	6288	
375 SWEDEN	1315925	48632	6548112	281611	
400 U STATES	4853886	501543	32680693	3565027	
	6331505	560423	40218863	3895556	
PULPBOARD OTHER FIBREBOARD N O P	LB				4170
100 U KINGDOM	3605	947	45005	16157	
318 DENMARK			9164	546	
327 FRANCE	438	278	438	278	
352 MEXICO			67096	2784	
354 NETHRLNDS			4933	1142	
375 SWEDEN	4100	461	58844	4987	
400 U STATES	565642	92887	4783524	731544	
	573785	94573	4969004	757438	
ELECTRIC INSULATING PRESSBOARD	LB				4171
100 U KINGDOM	8040	2030	41802	10430	
335 GERMANY W			1751	973	
375 SWEDEN			12000	2495	
400 U STATES	140432	35852	1463101	357019	
	148472	37882	1518654	370917	
FELTBOARD ROOF FELT NOT COATED	LB				4172
400 U STATES	884095	30111	5187828	180331	
	884095	30111	5187828	180331	
PRESSBOARD N O P	LB				4173
100 U KINGDOM	2000	570	14109	3954	
400 U STATES	275252	69305	1188025	327451	
	277252	69875	1202134	331405	
SHOEBOARDS	LB				4174
100 U KINGDOM	5700	1488	56044	13321	
305 AUSTRIA	1102	92	17640	1967	
306 BELGIUM			4540	1117	
335 GERMANY W			6050	849	
400 U STATES	49570	19774	649044	176522	
	56372	21354	733318	193776	
PAPERBOARD FOR SHOEBOARDS	LB				4175
400 U STATES	79395	12845	421680	69078	
	79395	12845	421680	69078	
GYPSTUM BOARD LATH ROCK LATH	LB				4176
400 U STATES	133440	2146	473075	8147	
	133440	2146	473075	8147	
ENAMELLED PAPER	LB				4178
400 U STATES			2891	741	
			2891	741	
CARBON PAPER	LB				4179
100 U KINGDOM	10341	17072	59959	77218	
305 AUSTRIA	633	447	1137	921	
335 GERMANY W			306	196	
400 U STATES	48570	24823	362978	236507	
	59544	42342	424380	314842	
ROTOGRAVURE PRINTING PAPER	LB				4180
BOOK PAPER FOR PERIODICALS	LB				4181
400 U STATES	700	66	889603	78313	
	700	66	889603	78313	
BOOK PRINTING LITHO PAPER N O P	LB				4182
100 U KINGDOM			54178	16800	
327 FRANCE	10592	1255	10592	1255	
354 NETHRLNDS			2204	585	
381 ALASKA			980	116	
400 U STATES	283382	62468	2412399	495510	
	293974	63723	2480353	514266	
BOOK PRINTING PAPER COATED N O P	LB				4183
100 U KINGDOM	181	87	12209	2948	
400 U STATES	505924	117695	2793772	690332	
	506105	117782	2805981	693280	
COATED PAPERS FOR PERIODICALS	LB				4184
400 U STATES	136630	19650	979111	128170	
	136630	19650	979111	128170	
COVER PAPERS NOT PASTED COATED	LB				4185
100 U KINGDOM	4073	2394	68664	37369	
400 U STATES	13265	4072	279289	70208	
	17338	6466	347953	107577	
COVER PAPERS PASTED COATED	LB				4186
100 U KINGDOM			4549	2062	
400 U STATES	25921	7974	321845	114022	
	25921	7974	326394	116084	
SURFACE COATED PAPER N O P	LB				4187
100 U KINGDOM	23657	13932	158914	93967	
306 BELGIUM			132	65	
327 FRANCE			650	163	
335 GERMANY W			4031	2089	
354 NETHRLNDS			10504	3968	
375 SWEDEN			3525	537	
400 U STATES	160197	85013	1255548	806313	
	183854	98945	1433304	907102	
NEWSPRINT PAPER	LB				4188
WAXED PAPER IN PACKAGE FORM	LB				4189
WAXED PAPER FOR WRAPPING N O P	LB				4190
100 U KINGDOM			15347	5476	
400 U STATES	123658	24874	520006	137714	
	123658	24874	535353	143190	
GREASEPROOF AND GLASSINE PAPER	LB				4191
305 AUSTRIA	4068	1059	4068	1059	

IMPORTS INTO CANADA FOR CONSUMPTION

Articles and Countries from which Imported	MONTH OF AUGUST 1956		EIGHT MONTHS ENDED AUGUST 1956		Class Number
	Quantities	Values (\$)	Quantities	Values (\$)	
400 U STATES	29790	7629	569790	152520	
TISSUE WRAPPING PAPER	33858	8688	573858	153579	
100 U KINGDOM	LB 8038	1589	8038	1589	4192
305 AUSTRIA	4756	1009	5651	1238	
400 U STATES	88457	8618	406023	59429	
VEGETABLE PARCHMENT PAPER	101251	11216	419712	62256	
100 U KINGDOM	LB 10324	2159	86275	18365	4193
306 BELGIUM			6537	1449	
400 U STATES	13045	3496	100319	27858	
WRAPPING PAPER KRAFT	23369	5655	193131	47672	
375 SWEDEN	LB		14956	1718	4195
400 U STATES	798295	100078	3399558	393681	
WRAPPING PAPER OILED COATED	798295	100078	3414514	395399	
375 SWEDEN	LB		22358	4037	4196
400 U STATES	67815	18131	502460	101098	
WRAPPING PAPER ALL KINDS N O P	70195	19156	524818	105135	
100 U KINGDOM	LB		13325	4431	4197
335 GERMANY W	212	53	624	221	
400 U STATES	203773	32307	1285356	217978	
DUPLEX BACKING PAPER	204609	32581	1299305	222630	
400 U STATES	LB 35246	18900	419591	203647	4198
IMITATION PARCHMENT WRAPPING	35246	18900	419591	203647	
400 U STATES	LB		13437	2694	4199
WRAPPER SHEETS AND HEADS			13437	2694	
400 U STATES	LB 52994	8682	117518	15710	4200
BOND AND LEDGER PAPERS UN CUT	52994	8682	117518	15710	
100 U KINGDOM	LB		7033	7011	4201
400 U STATES	2713	802	1120636	240499	
ENVELOPES	115206	31424	1127669	247510	
100 U KINGDOM	M		225	1884	4202
306 BELGIUM			4	193	
318 DENMARK			20	50	
327 FRANCE			5	56	
335 GERMANY W			42	146	
344 ITALY			100	930	
359 NORWAY			200	306	
375 SWEDEN			260	446	
400 U STATES	3628	22709	19619	121006	
ONION SKIN AND MANIFOLD PAPER	3628	22709	20475	125017	
100 U KINGDOM	LB		6890	3761	4203
335 GERMANY W	117	119	17750	6842	
400 U STATES	47036	48664	422671	382036	
BOXED PAPER AND PAPERETRIES	48907	49508	447311	392639	
100 U KINGDOM	LB		2261	2537	4204
305 AUSTRIA	396	208	300	81	
306 BELGIUM	293	130	293	130	
327 FRANCE			1618	1510	
376 SWITZRLND	580	609	1497	1265	
400 U STATES	13779	8946	169855	106444	
HAND MADE PAPER 40 C OR OVER	15048	9893	175824	111967	
100 U KINGDOM	LB		2064	2047	4205
344 ITALY	269	162	1717	790	
WASTE PAPER	269	162	3781	2837	
224 JAMAICA	CWT		532	373	4209
318 DENMARK			89	609	
400 U STATES	111499	192349	897267	1693039	
ELECTRIC CABLE INSULATG PAPER	111499	192349	897888	1694021	
100 U KINGDOM	LB		55344	10779	4210
326 FINLAND	49127	8581	49127	8581	
344 ITALY			34498	5635	
400 U STATES	326245	153964	2560502	1146525	
PHOTOGRAPHERS PAPERS	375372	162545	2699471	1171520	
100 U KINGDOM		7963		65193	4211
306 BELGIUM		9706		187179	
335 GERMANY W		19296		167036	
347 JAPAN				174	
376 SWITZRLND				602	
400 U STATES		256866		2105292	
BLOTTING PAPER NOT PRINTED		293831		2525476	
100 U KINGDOM	LB		6554	1824	4212
400 U STATES	45853	17592	280924	82697	
CIGARETTE PAPER UNGUMMED	45853	17592	287478	84521	
327 FRANCE	LB		23598	11423	4213
400 U STATES	213331	100260	1727227	826901	
CIGARETTE PAPER GUMMED ROLLS	213331	100260	1750825	838324	
400 U STATES	LB 3647	1381	7825	2897	4214
	3647	1381	7825	2897	

IMPORTS INTO CANADA FOR CONSUMPTION

Articles and Countries from which Imported	MONTH OF AUGUST 1956		EIGHT MONTHS ENDED AUGUST 1956		Class Number
	Quantities	Values (\$)	Quantities	Values (\$)	
CIGARETTE PAPERS IN PACKETS 100 U KINGDOM 327 FRANCE 400 U STATES	M 1200 448 1648	20103 12245 32348	20 6813 1009 7842	365 112826 19469 132660	4215
CREPE PAPER DECORATIVE ROLLS 400 U STATES	LB 3329 3329	1569 1569	69759 69759	32950 32950	4216
GUMMED PAPER 100 U KINGDOM 335 GERMANY W 400 U STATES	LB 14148 47 198297 212492	3664 62 102056 105782	174989 589 1309681 1485259	52502 337 657694 710533	4217
HANGINGS OR WALL PAPER 100 U KINGDOM 318 DENMARK 327 FRANCE 344 ITALY 347 JAPAN 400 U STATES	LB 25333 1547 25600 52480	7801 2239 17050 27090	102422 1664 573 1128 3490 275486 384763	21349 496 193 438 4746 155936 183158	4218
PAPER FOR SHOT SHELLS GUN WADS 400 U STATES	LB 44395 44395	12095 12095	374814 374814	97782 97782	4219
PAPIERMACHE WARE N O P 100 U KINGDOM 335 GERMANY W 344 ITALY 347 JAPAN 400 U STATES	LB 150 282 1911 4874 7217	200 331 929 2221 3681	9005 282 80 19581 40289 69237	2535 331 90 6091 17021 26068	4220
PAPER DECALCOMANIA 100 U KINGDOM 400 U STATES	LB 13748 13748	5009 5009	43362 101986 145348	14245 37870 52115	4222
PAPER MATRIX FOR PRINTING 100 U KINGDOM 400 U STATES	LB 118309 118309	48078 48078	1686 809487 811173	165 326679 326844	4223
PAPER MATTING 347 JAPAN 400 U STATES	LB 22418 22418	10575 10575	2476 125482 127958	1528 59502 61030	4224
PAPER PHOTO BARYTA COATED 100 U KINGDOM 400 U STATES	LB 103023 103023	35347 35347	11203 483659 494862	3527 153317 156844	4225
SHINGLES OF PAPER OR FELT 400 U STATES	LB 28265 28265	1315 1315	2408609 2408609	66663 66663	4226
ROOFING SHEATHING PAPER PREPRD 100 U KINGDOM 400 U STATES	LB 896 613806 614702	68 40807 40875	55721 5094352 5150073	4988 319607 324595	4227
TISSUE PAPER N O P 100 U KINGDOM 305 AUSTRIA 306 BELGIUM 400 U STATES	LB 1003 30508 31511	902 10881 11783	4199 328 2043 380093 386663	1873 89 372 84940 87274	4228
TOILET PAPER 100 U KINGDOM 400 U STATES	LB 101928 101928	13766 13766	2520 1812594 1815114	494 229478 229972	4229
TOWELS AND NAPKINS PLAIN 100 U KINGDOM 335 GERMANY W 400 U STATES	LB 91 780 59788 60659	58 67 12036 12161	757 1310 787732 789799	376 173 142943 143492	4230
WAXED STENCIL PAPER 100 U KINGDOM 305 AUSTRIA 318 DENMARK 335 GERMANY W 400 U STATES	LB 34611 300 3192 38103	28317 218 3204 31739	315890 9348 300 160 37253 362951	272222 4911 218 117 47541 325009	4231
ALL KINDS OF PAPER N O P 100 U KINGDOM 306 BELGIUM 327 FRANCE 335 GERMANY W 344 ITALY 354 NETHRLNDS 393 TAIWAN 400 U STATES	LB 10732 2012 7193 399 798230 818566	3484 333 4409 220 191027 199473	44083 2783 4092 8896 917 3922 606 7599913 7665212	17365 410 1551 5648 494 797 1510 1629767 1657542	4232
TISSUE PAPER FOR STENCILS 400 U STATES	LB 5715 5715	1490 1490			4233
FACIAL TISSUES HANDKERCHIEFS 400 U STATES	LB 140942 140942	30264 30264	1890803 1890803	380919 380919	4234
PAPER NAPKINS N O P 100 U KINGDOM 318 DENMARK 327 FRANCE	LB 640 4819	352 1757	12176 29004 618	5486 10886 310	4235

IMPORTS INTO CANADA FOR CONSUMPTION

Articles and Countries from which Imported	MONTH OF AUGUST 1956		EIGHT MONTHS ENDED AUGUST 1956		Class Number
	Quantities	Values (\$)	Quantities	Values (\$)	
335 GERMANY W	7969	3546	34401	17390	
347 JAPAN			687	883	
354 NETHRLNDS			670	234	
375 SWEDEN	170	85	170	85	
400 U STATES	16636	8038	412677	115124	
	30234	13778	490403	150398	
CARBONIZING TISSUE PAPER	LB				4236
100 U KINGDOM	39900	29533	288317	193816	
327 FRANCE			17750	5034	
400 U STATES	130482	30814	985958	218519	
	170382	60347	1292025	417369	
CABLE INSULATING PAPER N O P	LB				4237
100 U KINGDOM			257690	54711	
326 FINLAND	184487	27195	184487	27195	
344 ITALY			76093	13613	
400 U STATES	89533	26304	497923	140914	
	274020	53499	1016193	236433	
CASH REGISTER PAPER	LB				4238
400 U STATES	1974	1595	79411	20733	
	1974	1595	79411	20733	
FILTER PAPER	LB				4239
100 U KINGDOM			604	305	
327 FRANCE			712	261	
335 GERMANY W			401	165	
400 U STATES	138490	111412	1012828	835843	
	138490	111412	1014545	836574	
TABULATING PAPER AND STOCK	LB				4240
400 U STATES	822058	91530	4254064	457233	
	822058	91530	4254064	457233	
BAGS AND SACKS OF PAPER	LB				4241
100 U KINGDOM	4730	2189	9499	3828	
335 GERMANY W			912	425	
347 JAPAN			13554	12867	
354 NETHRLNDS			34137	11808	
365 POLAND	3200	491	6184	1282	
400 U STATES	289620	64238	3252847	612080	
	297550	66918	3317133	642290	
PAPER PROTECTORS FOR PLANTS					4242
100 U KINGDOM				1988	
400 U STATES				27269	
				29257	
CONTAINERS PAPERBOARD N O P	LB				4243
100 U KINGDOM	5409	3402	24551	15109	
231 HONG KONG			400	174	
327 FRANCE	477	554	6156	3813	
335 GERMANY W	100	205	5792	3602	
344 ITALY			320	84	
347 JAPAN			4475	1570	
354 NETHRLNDS			531	185	
375 SWEDEN			171	83	
376 SWITZRLND	291	112	660	346	
400 U STATES	1215046	338887	8580907	2508629	
	1221323	343160	8623963	2533595	
MILK BOTTLE CAPS OF PAPER					4244
400 U STATES		151		6159	
		151		6159	
PAPER TUBES AND CONES FOR YARN	LB				4245
100 U KINGDOM	195	74	13882	6995	
306 BELGIUM			5412	1734	
335 GERMANY W	150	60	19607	11499	
400 U STATES	9941	4293	170725	66168	
	10286	4427	209626	86396	
PAPER PATTERNS BOOT AND SHOE					4246
400 U STATES		1574		21523	
		1574		21523	
POCKET SPUTUM CUPS AND REFILLS					4247
400 U STATES				1074	
				1074	
TWINE OR YARN OF PAPER	LB				4248
335 GERMANY W	440	151	440	151	
400 U STATES	46630	11467	608309	138725	
	47070	11618	608749	138876	
WINDOW BLINDS OF PAPER					4251
MANUFACTURES OF PAPER N O P					4252
100 U KINGDOM		35167		234923	
231 HONG KONG		131		1782	
305 AUSTRIA		544		4278	
306 BELGIUM		65		2758	
318 DENMARK		104		7642	
322 EGYPT				426	
327 FRANCE		2515		7341	
335 GERMANY W		8458		44138	
344 ITALY		885		2711	
347 JAPAN		5188		25842	
354 NETHRLNDS		213		7376	
359 NORWAY				557	
360 ISRAEL				2000	
365 POLAND		125		125	
375 SWEDEN		85		2352	
376 SWITZRLND		600		2954	
389 IRELAND				78	
390 GERMANY E		1207		1767	
400 U STATES		521346		4175215	
		576633		4524265	

IMPORTS INTO CANADA FOR CONSUMPTION

Articles and Countries from which Imported	MONTH OF AUGUST 1956		EIGHT MONTHS ENDED AUGUST 1956		Class Number	
	Quantities	Values (\$)	Quantities	Values (\$)		
PAPER CORES 400 U STATES	LB 260810	25666	1961773	181106	4253	
PAPER CUPS DISHES TABLEWARE 100 U KINGDOM	260810	25666	1961773	181106	4254	
347 JAPAN		109		1324		
400 U STATES		51296		336		
PAPER DDILIES AND LACE PAPER 100 U KINGDOM	LB 13221	7344	76072	42793	4255	
318 DENMARK	310	155	310	155		
400 U STATES	26084	13865	320639	140553		
PAPER NOVELTIES FLOWERS GAMES 100 U KINGDOM	39615	21364	397021	183501	4256	
231 HONG KONG		1183		19593		
305 AUSTRIA		56		139		
318 DENMARK		254		254		
327 FRANCE		394		2324		
335 GERMANY W		3005		445		
347 JAPAN		32016		10223		
352 MEXICO				138332		
354 NETHRLNDS		345		449		
376 SWITZRLND		706		3491		
390 GERMANY E		7373		706		
400 U STATES		21667		30416		
PAPER PATTERNS N O P 100 U KINGDOM		66999		128283	4257	
306 BELGIUM				338655		
327 FRANCE		225		277		
400 U STATES		28504		173		
SHIPPING CONTAINERS 100 U KINGDOM	LB	28729		994	4258	
335 GERMANY W			1000	90		
354 NETHRLNDS			1926	123		
400 U STATES		5421	417	417		
TRAYS FOR PACKAGING APPLES 100 U STATES		1252167	125666	7538342	871037	4259
PAPER MATCHES 100 U STATES		1257588	126083	7546689	871667	4260
316 CUBA		149861	19807	420796	53852	
344 ITALY		149861	19807	420796	53852	
359 NORWAY						
400 U STATES						
ARTISTS PROOF ETCHINGS 100 U KINGDOM		155		260	4261	
335 GERMANY W				868		
376 SWITZRLND				4794		
400 U STATES		100		516		
ADMIRALTY CHARTS MANUSCRIPTS 100 U STATES		482		176889	4262	
327 FRANCE				183327		
335 GERMANY W		382		382		
354 NETHRLNDS				628		
400 U STATES		100		349		
BLUEPRINTS NOP AND HYDRO PLANS 100 U STATES		482		1218	4263	
224 JAMAICA				2577		
234 AUSTRALIA		428		1870		
327 FRANCE				971		
335 GERMANY W				246		
354 NETHRLNDS				372		
359 NORWAY		1719		51480		
376 SWITZRLND		2147		54939		
400 U STATES						
MUSIC FOR MECHANICAL PIANOS 100 U STATES		2674		39270	4264	
MUSIC PRINTED 100 U STATES				4500	4265	
234 AUSTRALIA		193		1010		
306 BELGIUM		150		2426		
327 FRANCE				2874		
344 ITALY				665		
400 U STATES				139		
NEWSPAPER OR COMIC SECTIONS 100 U STATES		127829		1154	4266	
MAGAZINES NEWSPAPERS UNBOUND 100 U STATES		130846		2869145	4267	
100 U KINGDOM				2921183		
231 HONG KONG						
234 AUSTRALIA		945		10234		
306 BELGIUM				80		
327 FRANCE		2034		75		
344 ITALY		105		8229		
400 U STATES		22576		167		
NEWSPAPER OR COMIC SECTIONS 400 U STATES		25660		162998	4266	
MAGAZINES NEWSPAPERS UNBOUND 100 U STATES				181783	4267	
100 U KINGDOM		84960		576127		
231 HONG KONG		84960		576127		
234 AUSTRALIA						
306 BELGIUM		10921		108144		
327 FRANCE		1090		4076		
335 GERMANY W				92		
336 GREECE		4215		40717		
344 ITALY		65594		421234		
		443		1460		
		1975		166		
				14173		

IMPORTS INTO CANADA FOR CONSUMPTION

86

Articles and Countries from which Imported	MONTH OF AUGUST 1956		EIGHT MONTHS ENDED AUGUST 1956		Class Number
	Quantities	Values (\$)	Quantities	Values (\$)	
347 JAPAN		176		744	
354 NETHRLNDS		192		242	
375 SWEDEN				175	
376 SWITZRLND				4850	
400 U STATES				17011188	
		2127950		17011188	
		2212556		17607261	
PHOTOGRAPHS NEWS ILLUSTRATION					4268
400 U STATES		1451		15308	
		1451		15308	
PHOTOGRAPHS CHROMOS N O P					4269
100 U KINGDOM		6470		28846	
224 JAMAICA				286	
231 HONG KONG				549	
234 AUSTRALIA		109		109	
305 AUSTRIA				137	
306 BELGIUM				263	
318 DENMARK		362		540	
327 FRANCE		2225		4715	
335 GERMANY W		178		4056	
344 ITALY		115		811	
347 JAPAN		4129		25054	
352 MEXICO				1238	
354 NETHRLNDS		53		5277	
360 ISRAEL		200		200	
372 SPAIN		94		94	
375 SWEDEN				249	
376 SWITZRLND		508		4627	
378 JORDAN		300		300	
389 IRELAND				168	
390 GERMANY E				1011	
400 U STATES		340670		1911197	
		355413		1989727	
PHOTOGRAPHS FOR REPRODUCTION					4271
100 U KINGDOM		141		492	
400 U STATES		7477		102082	
		7618		102574	
TRANSFERS DECALCOMANIA					4272
100 U KINGDOM		699		10906	
327 FRANCE				1700	
347 JAPAN		119		119	
400 U STATES		17874		211494	
		18692		224219	
PAPER FOR DUPLICATING MACHINES	LB				4290
400 U STATES		63788	669295	312390	
		63788	669295	312390	
ADVERTISING AND PRINTED MATTER	LB				4291
100 U KINGDOM		35581	266812	291881	
207 UN SO AFR			175	123	
231 HONG KONG			987	929	
234 AUSTRALIA	73	54	1396	1777	
236 NEW ZEAL			343	237	
305 AUSTRIA	281	154	681	442	
306 BELGIUM	684	705	2259	2645	
318 DENMARK	224	124	2256	1319	
327 FRANCE	5639	5496	23509	23039	
335 GERMANY W	9894	7746	74226	64606	
344 ITALY	24	53	9641	5815	
347 JAPAN	96	70	786	801	
352 MEXICO	1815	245	1815	245	
354 NETHRLNDS	3948	2952	15540	16699	
359 NORWAY			183	191	
372 SPAIN			510	226	
375 SWEDEN	1187	913	10584	8549	
376 SWITZRLND	4552	5069	20972	22028	
380 USSR	756	437	876	527	
400 U STATES	587318	593714	4736269	4939890	
	652072	654703	5169820	5381969	
PRINTED MATTER N O P					4292
100 U KINGDOM		12637		50026	
231 HONG KONG				64	
305 AUSTRIA		195		195	
327 FRANCE		267		1524	
335 GERMANY W		1467		7355	
344 ITALY		66		2112	
347 JAPAN		4951		21171	
354 NETHRLNDS				928	
359 NORWAY		307		357	
376 SWITZRLND		2543		3921	
381 ALASKA				599	
390 GERMANY E				4463	
400 U STATES		215349		1879469	
		237782		1972184	
CARDS FOR PLAYING	PACK				4293
100 U KINGDOM		4644	13914	6368	
305 AUSTRIA			180	54	
327 FRANCE	48	115	48	115	
344 ITALY			2712	940	
347 JAPAN			540	188	
400 U STATES		11200	54711	36432	
		15892	7890	44097	
HAND MADE DRAWINGS OR DESIGNS					4294
100 U KINGDOM				121	
327 FRANCE				60	
400 U STATES		1720		18643	
		1720		18824	

IMPORTS INTO CANADA FOR CONSUMPTION

87

Articles and Countries from which Imported	MONTH OF AUGUST 1956		EIGHT MONTHS ENDED AUGUST 1956		Class Number
	Quantities	Values (\$)	Quantities	Values (\$)	
LABELS TAGS TICKETS					4295
100 U KINGDOM		5876		47609	
224 JAMAICA				224	
231 HONG KONG				84	
232 MALTA		154		343	
234 AUSTRALIA		318		1221	
318 DENMARK				65	
327 FRANCE				915	
335 GERMANY W		53		1236	
344 ITALY				333	
347 JAPAN		99		1478	
352 MEXICO				50	
354 NETHRLNDS				400	
376 SWITZRLND				75	
400 U STATES		145794		793438	
		152294		847471	
PICTORIAL POST CARDS FOLDERS	LB				4296
100 U KINGDOM	523	923	4628	7907	
231 HONG KONG			30	94	
318 DENMARK			119	170	
327 FRANCE	575	1272	3936	5834	
335 GERMANY W	48	113	134	279	
344 ITALY	23	68	382	1244	
347 JAPAN	112	59	1986	1111	
360 ISRAEL			414	580	
376 SWITZRLND	129	219	448	1144	
400 U STATES	87646	96772	804566	758239	
	89056	99426	816643	776602	
BIBLES PRAYER BOOKS HYMN BOOKS					4301
100 U KINGDOM		30231		333104	
231 HONG KONG				107	
234 AUSTRALIA		148		148	
305 AUSTRIA				291	
306 BELGIUM		14683		214813	
317 CZECHO S				528	
327 FRANCE		13548		137789	
335 GERMANY W		950		16359	
336 GREECE		200		200	
344 ITALY		2980		50741	
347 JAPAN		250		362	
352 MEXICO				548	
354 NETHRLNDS		459		2327	
360 ISRAEL		84		756	
365 POLAND				3500	
372 SPAIN				1522	
375 SWEDEN				239	
376 SWITZRLND		164		2643	
378 JORDAN		84		84	
389 IRELAND		271		439	
400 U STATES		307133		1583125	
		371185		2349625	
BLANK BOOKS RULED OR PLAIN					4302
100 U KINGDOM				375	
215 INDIA				150	
347 JAPAN		2423		2914	
400 U STATES		1409		8469	
		3832		11908	
BOOKS OVER 12 YEARS OLD					4303
100 U KINGDOM		635		2016	
400 U STATES		1232		5406	
		1867		7422	
TEXT BOOKS FOR SCHOOLS COLLEGE					4305
100 U KINGDOM		4835		53147	
231 HONG KONG		3771		3837	
234 AUSTRALIA				66	
305 AUSTRIA				244	
306 BELGIUM		4039		8273	
318 DENMARK		100		256	
327 FRANCE		46289		100382	
335 GERMANY W		380		2572	
341 ICELAND				450	
344 ITALY		201		3367	
354 NETHRLNDS		115		917	
365 POLAND				375	
370 ROUMANIA				189	
376 SWITZRLND				720	
381 ALASKA		125		125	
400 U STATES		492553		2964416	
		552408		3139336	
BOOKS NOVELS FICTION					4306
100 U KINGDOM		1360		9896	
400 U STATES		13671		86750	
		15031		96646	
BOOKS SCIENCE FOR LIBRARIES					4307
100 U KINGDOM		19250		117731	
236 NEW ZEAL				269	
306 BELGIUM		4510		12680	
318 DENMARK		1415		1571	
327 FRANCE		3615		37075	
335 GERMANY W		2166		16327	
344 ITALY		291		1496	
347 JAPAN		375		898	
354 NETHRLNDS		1269		4704	
375 SWEDEN		382		1535	
376 SWITZRLND		2564		5553	
380 USSR				55	

IMPORTS INTO CANADA FOR CONSUMPTION

Articles and Countries from which Imported	MONTH OF AUGUST 1956		EIGHT MONTHS ENDED AUGUST 1956		Class Number
	Quantities	Values (\$)	Quantities	Values (\$)	
400 U STATES		559924		3656075	
BOOKS GOVERNMENT ASSOCIATION		595761		3855969	
100 U KINGDOM		6262		53938	4308
217 CEYLON				450	
224 JAMAICA		50		140	
234 AUSTRALIA				538	
306 BELGIUM				289	
327 FRANCE				15723	
335 GERMANY W		1029		6061	
344 ITALY				29788	
352 MEXICO				270	
354 NETHRLNDS				179	
376 SWITZRLND		449		549	
381 ALASKA				60	
389 IRELAND		427		571	
400 U STATES		22239		177555	
		30456		286111	
FREIGHT RATES FOR RAILWAYS					
100 U KINGDOM		344		5393	4309
234 AUSTRALIA				66	
327 FRANCE				159	
335 GERMANY W		127		784	
354 NETHRLNDS				453	
400 U STATES		4058		29405	
		4529		36260	
BOOKS PRINTED PERIODICALS NOP					
100 U KINGDOM		161835		1046963	4310
234 AUSTRALIA				109	
305 AUSTRIA				221	
306 BELGIUM				163	
327 FRANCE				644	
335 GERMANY W		55		1675	
344 ITALY				254	
347 JAPAN				205	
354 NETHRLNDS				9336	
375 SWEDEN		1085		1085	
376 SWITZRLND				64	
380 USSR				1016	
400 U STATES		677293		5645035	
		840268		6706770	
BOOKS FOREIGN LANGUAGE					
100 U KINGDOM		8992		26176	4311
231 HONG KONG		186		1323	
304 ARGENTINA				209	
305 AUSTRIA				73	
306 BELGIUM		16978		147288	
317 CZECHO S				451	
318 DENMARK				373	
326 FINLAND				234	
327 FRANCE		99880		864048	
335 GERMANY W		3810		18392	
336 GREECE				80	
340 HUNGARY		116		1737	
341 ICELAND				190	
344 ITALY		500		7307	
347 JAPAN		57		667	
353 MOROCCO				3312	
354 NETHRLNDS		209		24738	
375 SWEDEN		60		3939	
376 SWITZRLND		636		5710	
380 USSR		81		1684	
388 YUGO SLAV				551	
400 U STATES		13215		181501	
		144720		1289983	

IMPORTS INTO CANADA FOR CONSUMPTION

Articles and Countries from which Imported	MONTH OF AUGUST 1956		EIGHT MONTHS ENDED AUGUST 1956		Class Number
	Quantities	Values (\$)	Quantities	Values (\$)	
<u>GROUP 5</u>					
<u>IRON AND ITS PRODUCTS</u>					
IRON ORE	TON				5001
309 BRAZIL	31344	391922	84397	1023582	
350 LIBERIA			22579	272612	
400 U STATES	384033	3005787	2382496	18112526	
	415377	3397709	2489472	19408720	
FERRO TUNGSTEN	CWT				5010
100 U KINGDOM	126	25100	1262	202919	
400 U STATES			5	1505	
	126	25100	1267	204424	
PIG IRON FOR AGRIC IMPLEMENTS	TON				5011
400 U STATES			610	40328	
			610	40328	
PIG IRON N O P	TON				5012
100 U KINGDOM	1178	70565	1300	78641	
234 AUSTRALIA			1275	78347	
400 U STATES	70	4370	4926	288986	
	1248	74935	7501	445974	
FERRO MANG UNDER	CWT				5013
1 PC SILICON			1110	18988	
327 FRANCE			1123	18881	
347 JAPAN	1007	16399	32548	601277	
400 U STATES	1007	16399	34781	639146	
SILICO MANG OVER	CWT				5014
1 PC SILICON			2348	38732	
347 JAPAN	1233	20293	12926	262698	
400 U STATES	1700	37329	15274	301430	
	2933	57622			
FERRO SILICON	CWT				5015
375 SWEDEN	67	946	155	2231	
400 U STATES	121	2391	8373	124955	
	188	3337	8528	127186	
ALLOYS N O P FOR	CWT				5018
MFR OF STEEL			3728	292479	
100 U KINGDOM			2154	46650	
205 RHOD NYAS			2055	45532	
327 FRANCE			500	11427	
335 GERMANY W			1102	18270	
347 JAPAN	720	22622	720	22622	
380 USSR			553	12260	
388 YUGO SLAV	8437	261761	72849	2169119	
400 U STATES	9157	284383	83661	2618359	
BILLETS BESSEMER FOR TUBES	TON				5019
INGOTS COGGED BLOOMS SLABS N O P	TON				5020
100 U KINGDOM	6	2871	22	8289	
335 GERMANY W			40	4944	
375 SWEDEN	43	2356	48	4118	
400 U STATES	153	12719	1568	113062	
	202	17946	1678	130413	
INGOTS NOT LESS THAN 3 CTS LB	TON				5021
400 U STATES	267	93403	3718	639421	
	267	93403	3718	639421	
INGOTS FOR FORGINGS INGOTS N O P	TON				5022
400 U STATES	134	19900	1548	188755	
	134	19900	1548	188755	
SPONGE IRON	TON				5024
375 SWEDEN	110	6877	110	6877	
400 U STATES	1	139	93	13958	
	111	7016	203	20835	
CAST SCRAP	TON				5031
381 ALASKA			20	632	
400 U STATES	3144	111994	42056	1585477	
	3144	111994	42076	1586109	
WROUGHT SCRAP	TON				5032
100 U KINGDOM			3	85	
220 BERMUDA			7	150	
221 B GUIANA			1	138	
236 NEW ZEAL			22	3923	
381 ALASKA			48	1485	
400 U STATES	42773	2278706	442475	20801478	
	42773	2278706	442556	20807259	
TIN PLATE SCRAP	TON				5033
400 U STATES	104	2814	963	25107	
	104	2814	963	25107	
AXLES FOR RAILWAY VEHICLES					5041
100 U KINGDOM				1239	
400 U STATES		22164		103001	
		22164		104240	
AXLES FOR VEHICLES N O P					5042
100 U KINGDOM				426	
400 U STATES		86118		506232	
		86118		506658	
AXLES N O P					5043
100 U KINGDOM				1114	
400 U STATES		1880		239420	
		1880		240534	
CASTINGS FOR AGRIC IMPLEMENTS					5044
100 U KINGDOM				1303	
306 BELGIUM				16833	
375 SWEDEN				51	

IMPORTS INTO CANADA FOR CONSUMPTION

Articles and Countries from which Imported	MONTH OF AUGUST 1956		EIGHT MONTHS ENDED AUGUST 1956		Class Number
	Quantities	Values (\$)	Quantities	Values (\$)	
400 U STATES		5072		233171	
INGOT MOULDS FOR STEEL		5072		251358	
400 U STATES		35213		1282697	5045
MOULDS N O P		35213		1282697	
100 U KINGDOM		1411		1411	5046
327 FRANCE				1717	
400 U STATES		41421		259281	
		42832		262409	
CASTINGS MALLEABLE N O P ROUGH	CWT				5047
100 U KINGDOM			1106	18769	
335 GERMANY W			113	1870	
400 U STATES			31611	631931	
	2661	61497			
	2661	61497	32830	652570	
CASTINGS NONMALLEABLE NOP RGH	CWT				5048
100 U KINGDOM	8	495	183	9168	
335 GERMANY W	22	378	22	378	
400 U STATES	3801	61170	46240	486900	
	3831	62043	46445	496446	
CASTINGS OF STEEL N O P ROUGH	CWT				5049
100 U KINGDOM	14	942	31	1968	
306 BELGIUM	1104	25801	1104	25801	
327 FRANCE			503	8933	
359 NORWAY	1301	28710	2628	57640	
400 U STATES	6534	123387	48250	1072815	
	8953	178840	52516	1167157	
FORGINGS N O P					5050
100 U KINGDOM		30367		134001	
335 GERMANY W		2156		4053	
344 ITALY				1030	
400 U STATES		242026		1405223	
		274549		1544307	
FORGINGS HOLLOW AND 20 TONS					5051
100 U KINGDOM		50188		258362	
335 GERMANY W				23000	
400 U STATES		61198		400773	
		111386		682135	
PISTON RING CASTINGS ROUGH					5052
100 U KINGDOM		236		6949	
400 U STATES		2872		56811	
		3108		63760	
CASTINGS FOR RAILWAY VEHICLES					5054
400 U STATES				44477	
				44477	
TUBES STEEL ROUGH RAILWAY	CWT				5055
100 U KINGDOM	6665	73034	46555	491775	
400 U STATES	184	2388	2470	24442	
	6849	75422	49025	516217	
FORGINGS FOR SURGICAL INSTR					5056
STEEL WHEELS FOR RAILWAYS					5057
100 U KINGDOM		247246		2376854	
400 U STATES		14008		129453	
		261254		2506307	
FORGED GOLF CLUB HEADS					5058
400 U STATES		10895		33784	
		10895		33784	
SEMI FINISHED PISTON CASTINGS					5059
400 U STATES				15224	
				15224	
BARS BILLETS HOT ROLLED N O P	CWT				5071
400 U STATES	450	1662	9469	34658	
	450	1662	9469	34658	
BARS BILLETS COLD ROLLED N O P	CWT				5072
100 U KINGDOM	5336	41962	41675	341283	
305 AUSTRIA	28	460	96	2295	
306 BELGIUM	3230	23359	7968	50007	
335 GERMANY W	1007	10551	2021	17673	
375 SWEDEN	25	1037	217	2420	
400 U STATES	9764	117923	158845	1682571	
	19390	195292	210822	2096249	
BARS BILLETS H R 4CTS AND OVER	CWT				5073
100 U KINGDOM	15294	130120	128688	1054245	
305 AUSTRIA	836	6044	1837	24002	
306 BELGIUM	36160	197637	207035	1107536	
327 FRANCE	2037	12078	13991	82439	
335 GERMANY W	223	1257	7593	45682	
347 JAPAN			4552	29328	
375 SWEDEN	196	5670	5464	65239	
400 U STATES	66473	528047	880794	6447256	
	121219	880853	1249954	8855727	
BARS BILLETS HAMMERED N O P	CWT				5074
100 U KINGDOM			123	1358	
381 ALASKA	5	59	27	395	
400 U STATES	74	2244	1200	30884	
	79	2303	1350	32637	
BARS HOT ROLLED FOR SHAFTING	CWT				5075
BARS SHEETS STRIP FOR SHOVELS	CWT				5076
400 U STATES	5442	34637	24893	150965	
	5442	34637	24893	150965	
BARS RODS FOR AGRIC IMPLEMENTS	CWT				5077
400 U STATES	9559	64833	220628	1502950	
	9559	64833	220628	1502950	

IMPORTS INTO CANADA FOR CONSUMPTION

Articles and Countries from which Imported	MONTH OF AUGUST 1956		EIGHT MONTHS ENDED AUGUST 1956		Class Number
	Quantities	Values (\$)	Quantities	Values (\$)	
RAILWAY RAILS N O P	TON				5078
100 U KINGDOM	7903	698277	26983	2382706	
306 BELGIUM	4207	46882	4758	99946	
327 FRANCE	55	5346	55	5346	
335 GERMANY W			908	92724	
354 NETHRLNDS			132	13445	
400 U STATES	992	74039	3854	370073	
	13157	824544	36690	2964240	
STEEL GROOVED TRAMWAY RAILS	TON				5079
400 U STATES	139	15090	702	85123	
	139	15090	702	85123	
BARS HOT R ROUNDS AND SQUARES	CWT				5081
100 U KINGDOM	468	5180	7273	58868	
305 AUSTRIA			39	638	
306 BELGIUM			39	195	
400 U STATES	4161	33013	38550	275414	
	4629	38193	45901	335115	
RODS FOR HORSESHOE NAILS	CWT				5101
RODS FOR MANUFACTURE OF CHAIN	CWT				5102
400 U STATES			5208	32064	
			5208	32064	
RODS NOT OVER 375 IN FOR WIRE	CWT				5103
100 U KINGDOM			29335	143403	
306 BELGIUM	13209	65838	75031	373493	
335 GERMANY W	4444	24122	65742	356462	
400 U STATES	578	4357	11722	141008	
	18231	94317	181830	1014366	
WELDING RODS OF ALL KINDS	CWT				5104
100 U KINGDOM	279	4139	816	19543	
335 GERMANY W	4	268	318	26430	
376 SWITZRLND			12	801	
381 ALASKA	3	69	12	384	
400 U STATES	11232	348403	109375	2791045	
	11518	352879	110533	2838203	
BLANKS FOR MILLING CUTTERS	CWT				5111
400 U STATES			27	3587	
			27	3587	
STRIP HOT R 080 INCH OR LESS	CWT				5112
400 U STATES	132	387	3135	14341	
	132	387	3135	14341	
STRIP HOT R OVER 080 INCH	CWT				5113
306 BELGIUM			1134	5328	
327 FRANCE			1654	7814	
400 U STATES			5748	26163	
			8536	39305	
STRIP COLD R 080 INCH OR LESS	CWT				5114
100 U KINGDOM	486	3532	15558	113608	
306 BELGIUM			192	1819	
335 GERMANY W	1	60	10	177	
354 NETHRLNDS			55	959	
375 SWEDEN	766	26193	3862	121033	
400 U STATES	5626	95949	87995	1105332	
	6879	125734	107672	1342928	
STRIP COLD R OVER 080 INCH	CWT				5115
100 U KINGDOM			254	2065	
400 U STATES	1965	30821	20358	265226	
	1965	30821	20612	267291	
STRIP HOT R FOR COLD ROLLING	CWT				5116
400 U STATES			1308	8330	
			1308	8330	
STRIP FOR MANUFACTURE OF MATS	CWT				5117
400 U STATES	428	3476	428	3476	
	428	3476	428	3476	
STRIP COLD ROLLED FOR DOORS	CWT				5118
100 U KINGDOM			2038	23224	
			2038	23224	
HOOP TAG METAL FOR LACES					5119
400 U STATES				405	
				405	
HOOP STEEL FOR COOPERAGE	CWT				5120
100 U KINGDOM	260	1992	1264	9615	
400 U STATES			15291	124648	
	260	1992	16555	134263	
PLATES 66 INCHES WIDE OR LESS	CWT				5121
100 U KINGDOM	391	2455	15467	74239	
306 BELGIUM	2541	11691	18709	89049	
312 CHILE	824	3924	63366	300084	
327 FRANCE			660	3762	
335 GERMANY W	2236	12140	6265	29272	
400 U STATES	13140	67524	129235	651443	
	19132	97734	233702	1147849	
PLATES OVER 66 IMS LESS 78 INS	CWT				5122
100 U KINGDOM			9387	43490	
306 BELGIUM	2187	10148	30582	142759	
335 GERMANY W	1137	5573	2260	10986	
400 U STATES	8553	42831	105991	523996	
	11877	58552	148220	721231	
PLATES FLANGED CURVED N O P	CWT				5123
100 U KINGDOM	231	3366	231	3366	
400 U STATES	2565	34441	43086	635148	
	2796	37807	43317	638514	
PLATES FOR BOILERS DIGESTERS	CWT				5124
400 U STATES	2993	23343	103281	769243	
	2993	23343	103281	769243	

IMPORTS INTO CANADA FOR CONSUMPTION

Articles and Countries from which Imported	MONTH OF AUGUST 1956		EIGHT MONTHS ENDED AUGUST 1956		Class Number
	Quantities	Values (\$)	Quantities	Values (\$)	
PLATES STEEL CHEQUER SURFACE 100 U KINGDOM 400 U STATES	CWT 406 14352 14758	2790 89391 92181	5019 194331 199350	31117 1153257 1184374	5125
SHEETS OVER 080 INCH THICK NOP 100 U KINGDOM 312 CHILE 301 ALASKA 400 U STATES	CWT 399 23461 23860	2550 149816 152366	4412 115 12 156452 160991	20974 546 147 943207 964874	5126
SHEETS 080 INCH OR LESS N O P 100 U KINGDOM 306 BELGIUM 400 U STATES	CWT 15676 98018 113694	104031 645450 749481	256688 1103 1032221 1290012	1799239 7917 6571428 8378584	5127
SHEET OR STRIP FOR TIN PLATE 400 U STATES	CWT		1084 1084	2952 2952	5128
SHEETS FOR MFR OF HOLLOW WARE 100 U KINGDOM 400 U STATES	CWT 2789 13209 15998	19994 92399 112393	45736 162341 208077	338851 1156291 1495142	5129
SHEETS BLUE FOR HEATING APP 100 U KINGDOM	CWT		568 568	4335 4335	5130
SHEETS 07SSILICON FOR ELEC APP 100 U KINGDOM 375 SWEDEN 400 U STATES	CWT 21524 21524	340403 340403	42 56 437292 437390	989 1361 6597641 6599991	5131
SHEETS 50 PER POUND OR OVER 100 U KINGDOM 306 BELGIUM 312 CHILE 317 CZECHO S 327 FRANCE 335 GERMANY W 340 HUNGARY 347 JAPAN 354 NETHRLNDS 375 SWEDEN 381 ALASKA 390 GERMANY E 400 U STATES	CWT 38588 40812 4854 58616 1797 20979 3433 24 211453 380556	257946 269059 33775 393913 12768 149642 23880 325 1460531 2601839	562932 164320 5063 18013 31761 181558 4772 141185 18194 92 2283 2936843 4067040	3554647 1002021 37978 134271 200071 1183582 35620 907785 116046 2016 325 14958 20032689 27222009	5132
SHEETS RUST PROOF OVER 5 CTS 100 U KINGDOM 306 BELGIUM 327 FRANCE 335 GERMANY W 375 SWEDEN 400 U STATES	CWT 1866 13484 15399	88551 460137 551256	28113 2865 2203 80 3453 177071 213785	1310706 18376 13811 3227 175106 5946804 7468030	5133
SHEETS CORRUGATED AND PEBBLED 100 U KINGDOM 400 U STATES	CWT 4649 4649	42615 42615	4549 128339 132888	47615 1042362 1089977	5134
SHEETS COATED WITH PAINT TAR 100 U KINGDOM 335 GERMANY W 400 U STATES	CWT 437 16797 17234	5499 178937 184436	437 117 196800 197354	5499 1524 2009344 2016367	5135
SHEETS COATED WITH ENAMEL 400 U STATES	CWT 98 98	3315 3315	2170 2170	34654 34654	5136
SHEETS COATED WITH TIN 100 U KINGDOM 400 U STATES	CWT 641 101 742	10675 1398 12073	3977 57778 61755	62742 544800 607542	5137
SHEETS COATED WITH METAL N O P 100 U KINGDOM 335 GERMANY W 400 U STATES	CWT 225 121 2198 2544	3773 2249 60492 66514	571 787 30145 31503	10324 15332 591956 617612	5139
SHEETS COATED WITH ZINC N O P 100 U KINGDDM 306 BELGIUM 335 GERMANY W 347 JAPAN 400 U STATES	CWT 2059 15997 18056	16215 172896 189111	18975 296 12 585 238685 258553	154029 3503 647 5393 2172249 2335821	5140
SHEETS FOR COATING WITH METALS	CWT				5141
SHEETS SHAPED FOR AGRIC IMPL 400 U STATES	CWT 854 854	11918 11918	18845 18845	241527 241527	5142
SHEETS FOR MFR BUCKLE CLASPS 100 U KINGDOM 400 U STATES	CWT 303 1505 1808	3542 21568 25110	2539 14272 16811	27248 169823 197071	5143
SHEETS COLD ROLLED FOR HINGES 400 U STATES	CWT 28 28	773 773	5026 5026	58428 58428	5144
SHEETS FOR MFR OF SADDLERY	CWT				5145

IMPORTS INTO CANADA FOR CONSUMPTION

93

Articles and Countries from which Imported	MONTH OF AUGUST 1956		EIGHT MONTHS ENDED AUGUST 1956		Class Number
	Quantities	Values (\$)	Quantities	Values (\$)	
SHEETS TEMPERED FOR SAWS 100 U KINGDOM 375 SWEDEN 400 U STATES	CWT 20 254 356 630	900 14125 17591 32616	184 1920 2330 4434	7774 117184 128788 253746	5146
SHEETS NOT TEMPERED FOR SAWS 100 U KINGDOM 335 GERMANY W 375 SWEDEN 400 U STATES	CWT 6 353 2768 3127	163 12055 101301 113519	626 6 1044 31103 32779	17316 163 42812 1167913 1228204	5147
SHEETS COLD ROLLED FOR PIPE 100 U KINGDOM 400 U STATES	CWT 1732 1732	12921 12921	3387 86623 90010	29530 557722 587252	5148
SKELP 14 INS OR LESS FOR PIPE 306 BELGIUM 335 GERMANY W 400 U STATES	CWT 18583 95891 114474	97288 485594 582882	72037 197391 1137485 1406913	379914 1114046 5575793 7069753	5149
SKELP OVER 14 INS FOR PIPE 306 BELGIUM 400 U STATES	CWT 45350 45350	241541 241541	10991 766759 777750	59077 4143470 4202547	5150
HOT R STRIP FOR MOTOR VEHICLES 400 U STATES	CWT		6838 6838	49087 49087	5151
WROUGHT OR PUDDLED IRON BILLET	CWT				5152
HOOP STRIP BESSEMER FOR HINGES 400 U STATES	CWT		2312 2312	9976 9976	5153
PLATES 78 INCHES AND OVER 100 U KINGDOM 400 U STATES	CWT 5405 5405	26101 26101	35699 80609 116308	169012 385022 554034	5154
SHEETS COATED LEAD AND TIN 100 U KINGDOM 400 U STATES	CWT 9164 9164	77900 77900	109 116031 116140	1293 944621 945914	5157
ANGLES BEAMS 35 LBS OR OVER 100 U KINGDOM 306 BELGIUM 327 FRANCE 335 GERMANY W 359 NORWAY 400 U STATES	CWT 6935 80129 40863 18196 605 242859 369587	40138 487601 246460 112841 2869 1735180 2625089	258041 417401 178436 66104 1706 3093501 4015189	1304498 2313300 1000245 365843 9758 18871866 23865510	5161
ANGLES BEAMS N O P 100 U KINGDOM 306 BELGIUM 312 CHILE 327 FRANCE 335 GERMANY W 347 JAPAN 359 NORWAY 375 SWEDEN 400 U STATES	CWT 11082 157063 19804 58927 1475 9913 101947 360211	69393 896346 109345 331662 8819 43034 724879 2183478	103759 1260170 19804 438233 20332 108653 51904 330 1596720 3599905	619583 6994281 109345 2379244 121412 561031 298670 15306 10498887 21597759	5162
ANGLES DRILLED 100 U KINGDOM 306 BELGIUM 335 GERMANY W 344 ITALY 400 U STATES	CWT 20 308 6070 6398	146 2115 84917 87178	18580 308 3281 18161 79203 119533	231288 2115 37167 167514 952820 1390904	5163
BEAMS UNDER 5 1 HALF LB PER YD 306 BELGIUM 400 U STATES	CWT 907 907	8582 8582	1648 65474 67122	10291 399955 410246	5164
MASTS ANGLES PLATES FOR SHIPS 100 U KINGDOM 306 BELGIUM 312 CHILE 327 FRANCE 335 GERMANY W 340 HUNGARY 347 JAPAN 400 U STATES	CWT 2776 135 11684 5061 19656	19025 1357 85162 38391 143935	32174 2368 4851 3433 23778 135 50402 237725 354866	210988 12500 23300 29214 165406 1357 378811 1417849 2239425	5165
SASH OR CASEMENT SECTIONS 100 U KINGDOM 306 BELGIUM 400 U STATES	CWT 1027 192 1810 3029	6143 1283 22639 30065	9366 1484 40027 50877	56068 9794 370640 436502	5166
SHAPES 35 LBS PER YARD OR OVER 100 U KINGDOM 306 BELGIUM 327 FRANCE 335 GERMANY W 344 ITALY 359 NORWAY 400 U STATES	CWT 82 22463 1403 2535 6877 33360	408 129792 7026 13982 48954 200162	2210 71316 18135 2318 1650 12926 221282 329844	12111 412894 100652 14186 10695 76382 1390214 2017134	5167
SILL SECTIONS FOR RAILWAY CARS	CWT				5168

IMPORTS INTO CANADA FOR CONSUMPTION

Articles and Countries from which Imported	MONTH OF AUGUST 1956		EIGHT MONTHS ENDED AUGUST 1956		Class Number
	Quantities	Values (\$)	Quantities	Values (\$)	
PIPE CAST 5 CTS PER LB OR LESS 100 U KINGDOM	CWT 57168	213813	384900	1391456	5181
PIPE CAST N O P	CWT 2724	16053	30479	234905	5182
100 U KINGDOM			73	473	
306 BELGIUM			759	5213	
335 GERMANY W		47	8702	187753	
375 SWEDEN		1845	40013	428344	
400 U STATES		4616			
PIPE TUBES FOR BOILERS	CWT 8158	119570	63994	803967	5183
100 U KINGDOM			1387	26039	
335 GERMANY W			136	2398	
375 SWEDEN			3402	38802	
376 SWITZRLND		1363	93482	1923460	
400 U STATES		6622	162401	2794666	
PIPE BEDSTEAD BRASS TRIMMINGS	CWT				5184
PIPE WROUGHT 2 ONE HALF INCHES	CWT 2	62	115	1296	5185
100 U KINGDOM			30	465	
375 SWEDEN			2184	30547	
400 U STATES		22	2329	32308	
PIPE SEAMLESS 5 CTS PER LB NOP	CWT 1083	57297	14181	497757	5186
100 U KINGDOM			1	78	
335 GERMANY W			14907	258427	
375 SWEDEN		1679	227171	5030579	
400 U STATES		30133	256260	5786841	
PIPE WROUGHT OVER 10 1 HALF IN	CWT 63644	382507	727617	4368379	5187
100 U KINGDOM			10032	73748	
344 ITALY		9905	3420624	26676023	
400 U STATES		800225	4158273	31118150	
PIPE WROUGHT LESS 10 1 HALF IN	CWT 13229	111034	220420	1614647	5188
100 U KINGDOM			17	552	
305 AUSTRIA			242	2226	
306 BELGIUM			7932	61220	
327 FRANCE			2925	24928	
335 GERMANY W		5	7943	64304	
344 ITALY		7747	443	4865	
354 NETHRLNDS		36	33	1920	
375 SWEDEN			410464	4699447	
400 U STATES		34108	650419	6474109	
TUBES WROUGHT COATED HALF INCH	CWT 508	22110	2	298	5190
100 U KINGDOM			4377	191835	
400 U STATES		508	4379	192133	
PIPE WROUGHT N O P	CWT 9	2207	5192	43694	5191
100 U KINGDOM			111	3235	
335 GERMANY W			1	63	
375 SWEDEN			21	1541	
376 SWITZRLND			146762	1859208	
400 U STATES		8291	152087	1907741	
PIPE FITTINGS COUPLINGS N O P		120144			5192
100 U KINGDOM					
335 GERMANY W		35233		358811	
347 JAPAN		17004		97595	
375 SWEDEN		41399		277998	
400 U STATES				197	
PIPE SEAMLESS COLD DR POLISHED	CWT 16	2749	188	22640	5193
100 U KINGDOM			1230	20488	
400 U STATES		10	1418	43128	
TUBING STEEL FOR FISHING RODS	CWT				5194
CASING GAS WATER DR OIL WELL	CWT 43268	410397	272849	2376226	5195
100 U KINGDOM			41785	404761	
306 BELGIUM			147662	1359238	
327 FRANCE		16970	110608	1102545	
335 GERMANY W		25241	337	3092	
340 HUNGARY			87730	761332	
344 ITALY		9419	631080	5820279	
347 JAPAN		55209	8791	87612	
354 NETHRLNDS			1094062	10835956	
400 U STATES		51363	2394904	22751041	
PIPE FITTINGS WELDING TYPE		2036257			5196
100 U KINGDOM				252462	
335 GERMANY W		42136		197237	
347 JAPAN		47655		5972	
400 U STATES				1426260	
PIPE FOR WELDING TYPE FITTINGS	CWT 1910	37065	27974	570555	5197
400 U STATES			27974	570555	
WIRE BARBED FENCING	CWT 686	7455	17327	137138	5201
100 U KINGDOM			118	1169	
305 AUSTRIA		118	17610	115685	
306 BELGIUM		400	2314	14407	
327 FRANCE			56472	253472	
335 GERMANY W		464	668	4263	
354 NETHRLNDS					

IMPORTS INTO CANADA FOR CONSUMPTION

Articles and Countries from which Imported	MONTH OF AUGUST 1956		EIGHT MONTHS ENDED AUGUST 1956		Class Number
	Quantities	Values (\$)	Quantities	Values (\$)	
400 U STATES	14	60	248	1550	
WIRE FLAT QUARTER INCH OR LESS	1682	14382	94757	527684	5203
100 U KINGDOM	142	1971	1037	14377	
335 GERMANY W			15	251	
400 U STATES	1249	16550	4836	87935	
WIRE ZINC COATEO	1391	18521	5888	102563	5204
100 U KINGDOM	116	1165	10202	94949	
306 BELGIUM	607	4793	6012	43135	
335 GERMANY W	402	3075	1617	16901	
347 JAPAN			318	1916	
400 U STATES	1194	26434	21680	335990	
WIRE COATED NOP OR COVERED	2319	35467	39829	492891	5205
100 U KINGDOM	53	1900	722	19185	
306 BELGIUM	61	974	210	2623	
335 GERMANY W	5	181	240	3440	
400 U STATES	566	21332	6074	201791	
WIRE ROPE FOR RIGGING SHIPS	685	24387	7246	227039	5206
335 GERMANY W			240	4455	
WIRE ROPE CABLE NOP IRON STEEL			240	4455	5207
100 U KINGDOM	1684	28465	22330	457823	
306 BELGIUM	173	2918	3711	40968	
335 GERMANY W	764	14266	8001	133962	
344 ITALY			45	891	
347 JAPAN			777	11661	
354 NETHRLNDS	1073	18131	6728	109495	
359 NORWAY			648	11688	
375 SWEDEN			97	2184	
400 U STATES	2579	60977	23248	670884	
WIRE STEEL FOR UPHOL SPRINGS	6273	124757	65585	1439556	5208
335 GERMANY W			24	290	
400 U STATES	3090	30657	43185	397232	
WIRE STEEL FOR CORSET STEELS	3090	30657	43209	397522	5209
100 U KINGDOM	30	1057	346	12176	
400 U STATES	177	7832	1951	87591	
WIRE STEEL FOR MFR WIRE ROPE	207	8889	2297	99767	5210
100 U KINGDOM	15491	184067	191494	2169249	
306 BELGIUM			2516	29572	
335 GERMANY W	1936	19894	14063	161007	
400 U STATES	9133	128731	121363	1693767	
WIRE ROPE STEEL COMML FISHING	26560	332692	329436	4053595	5211
100 U KINGDOM		11563		144025	
306 BELGIUM		256		256	
354 NETHRLNDS				1618	
359 NORWAY				1856	
400 U STATES				1424	
WIRE STEEL FOR CARO CLOTHING		11819		149179	5212
100 U KINGDOM			30	1037	
400 U STATES	15	932	129	8339	
WIRE ROPE CABLE STEEL USED	15	932	159	9376	5213
100 U KINGDOM	680	6995	842	7301	
400 U STATES	1562	7412	24163	104174	
WIRE OF IRON OR STEEL N O P	2242	14407	25005	111475	5214
100 U KINGDOM	1027	17078	8446	123608	
306 BELGIUM	10507	57934	25428	173771	
318 DENMARK			130	2663	
327 FRANCE	3415	18203	5989	31307	
335 GERMANY W			4508	27596	
347 JAPAN			2638	16127	
354 NETHRLNDS			3480	22144	
375 SWEDEN	6	453	1630	40289	
400 U STATES	9371	132339	134476	1765994	
WIRE FENCING NOT LESS OBO INCH	24326	226007	186725	2203499	5215
100 U KINGDOM		1413		71712	
306 BELGIUM		863		5936	
335 GERMANY W		5270		48721	
400 U STATES		559		58408	
WIRE FENCING WOVEN N O P		8105		184777	5216
100 U KINGDOM				2252	
305 AUSTRIA				9695	
335 GERMANY W		1256		15902	
400 U STATES		536		49306	
WIRE NETTING FOR FUR FARMS		1792		77155	5217
100 U KINGDOM		6112		23332	
400 U STATES		3509		81018	
WIRE SCREENS DOORS WINDOWS		9621		104350	5218
100 U KINGDOM		9771		63665	
335 GERMANY W				2336	
400 U STATES		16935		81563	
		26706		147564	

IMPORTS INTO CANADA FOR CONSUMPTION

Articles and Countries from which Imported	MONTH OF AUGUST 1956		EIGHT MONTHS ENDED AUGUST 1956		Class Number
	Quantities	Values (\$)	Quantities	Values (\$)	
WIRE MESH IN ACETATE FILM					
100 U KINGDOM		5859		21218	5219
400 U STATES		2431		12390	
		8290		33608	
WIRE CLOTH OR SCREEN OF IRON					5220
100 U KINGDOM		211		11132	
335 GERMANY W		3192		57781	
347 JAPAN		116		172763	
354 NETHRLNDS				7567	
400 U STATES		16850		243441	
		20369		492684	
WIRE NETTING OF IRON OR STEEL					5221
100 U KINGDOM		1089		25671	
305 AUSTRIA		1336		12731	
306 BELGIUM				28000	
327 FRANCE				13682	
335 GERMANY W		3113		33774	
354 NETHRLNDS				207	
400 U STATES		1846		109359	
		7384		223424	
WIRE RUSTPROOF FOR FISHING					5222
400 U STATES		461		16254	
		461		16254	
WIRE ROPE FOR WELL DRILLING					5223
100 U KINGDOM				6434	
335 GERMANY W				26346	
354 NETHRLNDS				9130	
400 U STATES		199		150733	
		199		192643	
WELDED WIRE FABRIC REINFORCING	CWT				5224
100 U KINGDOM			2761	22940	
306 BELGIUM	1829	13022	71948	451910	
400 U STATES	1548	20616	52890	547356	
	3377	33638	127599	1022206	
CABLE CHAIN FOR SHIPS	CWT				5231
100 U KINGDOM	848	12713	4798	77411	
327 FRANCE			201	2527	
400 U STATES			1862	26037	
	848	12713	6861	105975	
COIL CHAIN 9 EIGHTHS AND OVER	CWT				5232
100 U KINGDOM	2557	19529	11409	76111	
335 GERMANY W			992	2835	
347 JAPAN			6	151	
354 NETHRLNDS			11	161	
366 PORTUGAL			30	200	
400 U STATES	233	7350	3618	98619	
	2790	26879	16066	178077	
COIL CHAIN UNDER 9 EIGHTHS IN	CWT				5233
100 U KINGDOM	656	8442	3618	62552	
306 BELGIUM	353	3954	353	3954	
335 GERMANY W	618	6875	1621	20684	
354 NETHRLNDS	17	318	36	709	
400 U STATES	184	6983	3164	107941	
	1828	26572	8792	195840	
SPROCKET CHAIN FOR AGRIC IMPL					5234
335 GERMANY W		1847		155570	
400 U STATES		10778		553474	
		12625		709044	
SILENT CHAIN ROLLER CHAIN					5235
100 U KINGDOM		22715		352125	
317 CZECHO S		105		909	
335 GERMANY W		21873		77190	
347 JAPAN				21606	
354 NETHRLNDS		1284		1284	
400 U STATES		188142		1270067	
		234119		1723181	
CHAINS N O P					5236
100 U KINGDOM		6049		64053	
317 CZECHO S				2028	
318 DENMARK				308	
327 FRANCE				129	
335 GERMANY W		1589		43918	
376 SWITZRLND				1116	
400 U STATES		76512		701967	
		84150		813519	
DIESEL ENGINE PARTS N O P					5240
100 U KINGDOM		159915		942255	
305 AUSTRIA				871	
318 DENMARK		145		7532	
327 FRANCE		1297		6389	
335 GERMANY W		2510		23642	
344 ITALY		2118		12678	
347 JAPAN		5501		7401	
354 NETHRLNDS				7232	
359 NORWAY				790	
375 SWEDEN		12983		31610	
376 SWITZRLND		314		37373	
400 U STATES		1198553		9206033	
		1383336		10283806	
BOILERS AND PARTS N O P					5241
100 U KINGDOM				8054	
335 GERMANY W		251		251	
354 NETHRLNDS				1512	
359 NORWAY				306	

IMPORTS INTO CANADA FOR CONSUMPTION

Articles and Countries from which Imported	MONTH OF AUGUST 1956		EIGHT MONTHS ENDED AUGUST 1956		Class Number
	Quantities	Values (\$)	Quantities	Values (\$)	
361 PANAMA 400 U STATES				338	
		256906		1839816	
AUTOMOBILE ENGINES AND PARTS		257157		1850277	
100 U KINGDOM	NO	31753	19	280286	5242
305 AUSTRIA				418	
306 BELGIUM				393	
327 FRANCE			2	900	
335 GERMANY W		16658	35	95434	
400 U STATES	2260	1004729	22142	9831545	
ENGINES DIESEL SEMI DIESEL	2260	1053140	22198	10208976	
100 U KINGDOM	NO				5243
305 AUSTRIA	111	177195	2183	2609733	
318 DENMARK			6	6637	
335 GERMANY W	2	2133	7	6498	
347 JAPAN	12	15797	53	61252	
375 SWEDEN			18	27776	
400 U STATES	200	1432058	12	15462	
ENGINES GAS MARINE AND PARTS	325	1627183	2481	12229807	
100 U KINGDOM	NO		4760	14957165	5244
335 GERMANY W	7	4905			
400 U STATES	48	63688	1	391	
ENGINES MOTOR TRUCK AND PARTS	55	68593	678	762841	
100 U KINGDOM	NO				5245
306 BELGIUM	9	19054	224	426070	
335 GERMANY W		139		526	
354 NETHRLNDS	2	4415	119	36495	
400 U STATES	8	378	14	668	
ENGINES FISHING BOAT AND PARTS	1748	976814	14494	8756037	
100 U KINGDOM	1767	1000800	14851	9219796	
400 U STATES	NO				5246
PARTS OF AIRCRAFT ENGINES	6	8101	5	2004	
100 U KINGDOM	6	8101	128	105321	
231 HONG KONG			133	107325	
234 AUSTRALIA					5248
317 CZECHO S		265003		2632342	
347 JAPAN				113	
354 NETHRLNDS				6092	
381 ALASKA				1857	
400 U STATES		746727		659	
OUTBOARD MOTORS AND PARTS		1011730		142	
100 U KINGDOM	NO			400	
335 GERMANY W	47	3797		10122340	
375 SWEDEN	1	93		12763945	
381 ALASKA					5250
400 U STATES	326	297150	9892	4103695	
ENGINES UP TO 1 AND 1 HALF HP	374	301040	10071	4119992	
100 U KINGDOM	NO				5251
400 U STATES	121	5337	25	652	
ENGINES GAS NO P AND PARTS	121	5337	3790	116347	
100 U KINGDOM	NO		3815	116999	5252
327 FRANCE	1	6168	63	34524	
335 GERMANY W			1	19254	
347 JAPAN	8	149	14	7624	
381 ALASKA		317	8	317	
400 U STATES	10687	632791	2	125	
ENGINES STEAM NO P AND PARTS	10696	639425	93032	8360944	
100 U KINGDOM	NO		93120	8422788	5253
400 U STATES	21	216	18	112319	
FIRE ENGINES MACHINES AND PTS	21	76098	189	709936	
100 U KINGDOM	NO		207	822255	5254
400 U STATES	11	33077	29	38009	
LOCOMOTIVES RAILWAY NO P	11	33077	140	334091	
100 U KINGDOM	NO		169	372100	5255
400 U STATES	3	25564	26	198223	
LOCOMOTIVE CHASSIS TOPS WHEELS	3	25564	26	198223	
100 U KINGDOM				40148	5256
306 BELGIUM				1394	
335 GERMANY W				2166	
375 SWEDEN				2277	
400 U STATES		295683		2058614	
LOCOMOTIVES SAWMILL MINING		295683		2104599	
100 U KINGDOM	NO				5257
335 GERMANY W	7	49229	33	341089	
400 U STATES	15	201768	113	1573470	
ENGINES AIRCRAFT UP TO 200 HP	22	251096	146	1915488	
100 U KINGDOM	NO				5258
220 BERMUDA			2	1000	
381 ALASKA			1	250	
400 U STATES	29	28754	1	1700	
ENGINES AIRCRAFT 201 TO 500 HP	29	28754	215	279588	
100 U KINGDOM	NO		219	282538	5259
			1	12468	

IMPORTS INTO CANADA FOR CONSUMPTION

Articles and Countries from which Imported	MONTH OF AUGUST 1956		EIGHT MONTHS ENDED AUGUST 1956		Class Number
	Quantities	Values (\$)	Quantities	Values (\$)	
400 U STATES	14	31166	169	496030	
ENGINES AIRCRAFT 501 TO 1000HP	NO		170	508498	5260
400 U STATES	4	27841	41	317671	
ENGINES AIRCRAFT OVER 1000 HP	4	27841	41	317671	5261
100 U KINGDOM	NO		34	879730	
352 MEXICO	2	15189	2	21500	
383 HAWAII			1	7292	
400 U STATES	22	589121	352	7128598	
CREAM SEPARATOR PARTS	24	604310	389	8037120	5290
100 U KINGDOM		653		3807	
318 DENMARK		119		956	
326 FINLAND		50		3283	
335 GERMANY W		118		15888	
354 NETHRLNDS				843	
375 SWEDEN		1924		26583	
400 U STATES		4908		52664	
CREAM SEPARATORS	NO	7772		104024	5292
100 U KINGDOM			15	2696	
318 DENMARK			15	22449	
326 FINLAND			6	9963	
335 GERMANY W	315	25054	952	101792	
375 SWEDEN	191	15168	5377	424825	
400 U STATES	171	43882	3883	717454	
MILK CLARIFIERS AND PARTS	677	84104	10248	1279179	5293
326 FINLAND				5836	
375 SWEDEN				19282	
400 U STATES				12457	
MILKING MACHINES AND PARTS				37575	5294
100 U KINGDOM				491	
375 SWEDEN				141	
400 U STATES		134243		1577756	
PASTEURIZERS DAIRY AND PARTS	NO			1578388	5295
100 U KINGDOM		1477	57	180643	
236 NEW ZEAL				150	
335 GERMANY W			3	8373	
375 SWEDEN		10280		58493	
400 U STATES	17	19100	548	287876	
POWER DAIRY MACHINERY	17	30857	608	535535	5296
100 U KINGDOM		8465		65379	
318 DENMARK				5624	
335 GERMANY W		6538		40817	
354 NETHRLNDS				2500	
375 SWEDEN		85		182	
376 SWITZRLND				30557	
400 U STATES		99333		1357999	
FORKS PRONGED		114421		1503058	5301
100 U KINGDOM	DOZ		119	1474	
335 GERMANY W	143	1125	3394	20111	
400 U STATES	80	1045	2581	52858	
HARVESTERS AND PARTS	223	2170	6094	74443	5302
100 U KINGDOM	ND	420		7841	
236 NEW ZEAL	1	363	1	363	
335 GERMANY W				7880	
400 U STATES	777	517816	2023	2461098	
HAY LOADERS AND PARTS	778	518599	2024	2477182	5303
400 U STATES	NO				
HAY TEDDERS AND PARTS	46	12504	531	109329	5304
400 U STATES	46	12504	531	109329	
MOWING MACHINES AND PARTS			1	150	5305
100 U KINGDOM	NO		1	150	
335 GERMANY W			32	9347	
400 U STATES	1	422	13	4477	
POTATO DIGGERS PLANTERS PARTS	706	236898	7821	2269058	
100 U KINGDOM	707	237320	7866	2282882	
327 FRANCE					
335 GERMANY W					
400 U STATES	110	38342	1087	393913	
RAKES HORSE DR POWER AND PARTS	110	38342	1093	395169	5306
100 U KINGDOM	NO	67	93	9734	
335 GERMANY W				105	
400 U STATES	312	88540	7474	2027466	
RAKES N O P	312	88607	7567	2037305	5307
100 U KINGDOM	DDZ		754	3610	
335 GERMANY W			441	2033	
347 JAPAN			5371	6657	
375 SWEDEN			25	405	
400 U STATES	157	3739	18023	127260	
REAPERS AND PARTS	157	3739	24614	139965	5308
	NO				5309

IMPORTS INTO CANADA FOR CONSUMPTION

Articles and Countries from which Imported	MONTH OF AUGUST 1956		EIGHT MONTHS ENDED AUGUST 1956		Class Number
	Quantities	Values (\$)	Quantities	Values (\$)	
SCYTHES					
100 U KINGDOM	DOZ		415	6104	5310
305 AUSTRIA	20	325	1132	20584	
375 SWEDEN			290	4084	
400 U STATES	472	6250	2993	41765	
	492	6575	4830	72537	
SICKLES OR REAPING HOOKS					
100 U KINGDOM	DOZ		307	1591	5311
400 U STATES	248	1880	1293	9396	
	248	1880	1600	10987	
CULTIVATORS SCUFFLERS AND PTS					
100 U KINGDOM		3032		56351	5321
318 DENMARK				369	
335 GERMANY W				569	
344 ITALY				753	
347 JAPAN				428	
376 SWITZRLND		445		445	
400 U STATES		152566		2579703	
		156043		2638618	
DRILLS SEED SEEDERS AND PARTS					
100 U KINGDOM				2274	5322
400 U STATES		10560		1117254	
		10560		1119528	
HARROWS DISC AND PARTS					
400 U STATES		41057		953732	5323
		41057		953732	
HARROWS AND PARTS N O P					
100 U KINGDOM				14355	5324
335 GERMANY W				230	
400 U STATES		8476		347784	
		8476		362369	
HOES					
100 U KINGDOM	DOZ		113	576	5325
305 AUSTRIA			27	247	
335 GERMANY W			92	380	
400 U STATES	6	92	3147	33329	
	6	92	3379	34532	
PLOUGHS DISC AND PARTS					
100 U KINGDOM				100	5326
400 U STATES		32481		585755	
		32481		585855	
PLOUGHS AND PARTS N O P					
100 U KINGDOM		2938		8694	5327
207 UN SO AFR				1957	
327 FRANCE				135	
400 U STATES		128127		1837468	
		131065		1848254	
ROLLERS FARM OR LAWN AND PARTS					
400 U STATES	NO				5328
	3	912	2204	67795	
	3	912	2204	67795	
FANNING MILL PEAVIMERS AND PTS					
400 U STATES	NO				5331
	181	224527	981	710229	
	181	224527	981	710229	
HARVESTER COMBINES AND PARTS					
100 U KINGDOM	NO			45500	5332
327 FRANCE		5721		1210	
335 GERMANY W		32061		36501	
400 U STATES	815	2348231	2646	12530698	
	815	2386013	2647	12613909	
THRESHING MACHINE SEPARATORS					
400 U STATES	NO				5333
	21	9440	33	15139	
	21	9440	33	15139	
THRESHING MACHINE PARTS					
400 U STATES		5868		274880	5334
		5868		274880	
ELECT GENERATORS FARM AND PTS					
400 U STATES		6650		43499	5342
		6650		43499	
FODDER FEED CUTTERS AND PARTS					
400 U STATES	NO				5343
	82	35342	336	179827	
	82	35342	336	179827	
FRUIT VEGETABLE GRADING MACH					
100 U KINGDOM				1708	5344
335 GERMANY W				1110	
400 U STATES		57190		354884	
		57190		357702	
GRAIN HAY GRINDERS AND PARTS					
100 U KINGDOM	NO			172	5345
400 U STATES	129	37806	1231	366173	
	129	37806	1231	366345	
HAY PRESSES AND PARTS					
100 U KINGDOM	NO			127952	5346
335 GERMANY W	40	28189	205	106050	
400 U STATES	733	808146	7307	8895846	
	773	836335	7512	9129848	
MANURE SPREADERS AND PARTS					
100 U KINGDOM	NO			174	5350
400 U STATES	240	71857	3436	1190495	
	240	71857	3436	1190669	
POST HOLE DIGGERS AND PARTS					
400 U STATES	NO				5352
	77	5968	2471	109735	
	77	5968	2471	109735	
SPADES AND SHOVELS N O P					
100 U KINGDOM	DOZ				5353
231 HONG KONG	391	4569	4755	55164	
335 GERMANY W			22	150	
			44	562	

IMPORTS INTO CANADA FOR CONSUMPTION

Articles and Countries from which Imported	MONTH OF AUGUST 1956		EIGHT MONTHS ENDED AUGUST 1956		Class Number
	Quantities	Values (\$)	Quantities	Values (\$)	
347 JAPAN	125	1338	2416	26222	5354
400 U STATES	157	2981	3364	45018	
SPRAYING AND DUSTING MACHINES	673	8888	10601	127116	
100 U KINGDOM		316		13458	
318 DENMARK		2151		15751	
335 GERMANY W		472		2257	
347 JAPAN				470	
354 NETHRLNDS				940	
376 SWITZRLND				5976	
400 U STATES		68939		1934507	
STUMPING MACHINES AND PARTS	NO			1973359	5355
TRACTION DITCHING MACH AND PTS	NO				5356
100 U KINGDOM			1	12907	5356
400 U STATES	7	108103	82	1027628	
TRACTORS INTERNAL COMBUSTION	7	108103	83	1040535	5357
100 U KINGDOM	NO				
317 CZECHO S	18	105994	847	1872496	
335 GERMANY W	1	1250	1	1250	
354 NETHRLNDS			44	107772	
375 SWEDEN			8	12425	
381 ALASKA			9	1615	
400 U STATES	2	7500	6	46611	
	1719	8133873	28300	80552015	
	1740	8248617	29215	82594184	
TRACTOR PARTS AND ACCESSORIES					5358
100 U KINGDOM		49926		394064	
327 FRANCE				383	
335 GERMANY W		21265		57179	
354 NETHRLNDS		146		146	
375 SWEDEN				141	
376 SWITZRLND				285	
381 ALASKA		1890		15972	
400 U STATES		4091947		34041139	
		4165174		34509309	
WINDMILLS AND PARTS					5361
400 U STATES				4178	
PRUNING HOOKS SHEARS DEHORNERS				4178	5362
100 U KINGDOM				12037	
327 FRANCE		107		826	
335 GERMANY W				5170	
344 ITALY		240		14815	
376 SWITZRLND				1757	
400 U STATES		4262		70507	
		4609		105112	
AGRIC IMPLEMENTS N O P AND PARTS					5363
100 U KINGDOM		5946		23951	
335 GERMANY W		742		5916	
347 JAPAN				485	
354 NETHRLNDS		63		2536	
375 SWEDEN		379		3031	
400 U STATES		1065809		9410810	
		1072939		9446729	
KNIVES AND FORKS TABLE					5371
100 U KINGDOM		32521		200119	
215 INDIA		68		399	
305 AUSTRIA				4965	
318 DENMARK		503		9603	
327 FRANCE		1403		8630	
335 GERMANY W		6000		66325	
344 ITALY		311		3753	
347 JAPAN		58312		387071	
352 MEXICO				77	
354 NETHRLNDS				2263	
359 NORWAY				218	
371 THAILAND		173		173	
375 SWEDEN		450		7654	
376 SWITZRLND				133	
400 U STATES		36746		162290	
		136487		853673	
POCKET KNIVES					5372
100 U KINGDOM		6915		152379	
305 AUSTRIA				414	
327 FRANCE				1904	
335 GERMANY W		13898		148830	
344 ITALY		2144		8544	
347 JAPAN		4027		18605	
354 NETHRLNDS				225	
375 SWEDEN				1060	
376 SWITZRLND		120		2235	
400 U STATES		5359		68176	
		32463		402372	
RAZORS N O P AND PARTS					5373
100 U KINGDOM		4273		10363	
335 GERMANY W		2730		10066	
376 SWITZRLND				499	
400 U STATES		861		174213	
		7864		195141	
SAFETY RAZOR BLADES	DOZ				5374
100 U KINGDOM	65735	13957	295230	39623	
318 DENMARK	2233	884	46899	2616	
335 GERMANY W	92567	4012	346963	17070	
360 ISRAEL	8334	742	8334	742	

IMPORTS INTO CANADA FOR CONSUMPTION

101

Articles and Countries from which Imported	MONTH OF AUGUST 1956		EIGHT MONTHS ENDED AUGUST 1956		Class Number
	Quantities	Values (\$)	Quantities	Values (\$)	
375 SWEDEN			500	116	
400 U STATES	65163	5366	839404	57813	
SCISSORS AND SHEARS N O P	234032	24961	1537330	117980	5375
100 U KINGDOM		7652		125163	
216 PAKISTAN		99		1113	
327 FRANCE		608		2751	
335 GERMANY W		34774		348043	
344 ITALY		2117		19316	
347 JAPAN		7467		17209	
354 NETHRLNDS				2104	
375 SWEDEN				52	
400 U STATES		32116		308753	
OTHER KNIVES N O P		84833		824504	5376
100 U KINGDOM		11845		60249	
215 INDIA				294	
231 HONG KONG				171	
318 DENMARK				204	
326 FINLAND		133		214	
327 FRANCE		580		6009	
335 GERMANY W		11371		90662	
344 ITALY		338		2367	
347 JAPAN		5080		19780	
359 NORWAY		108		108	
375 SWEDEN		1143		11658	
376 SWITZRLND				392	
400 U STATES		7166		65248	
SPOONS		37764		257356	5377
100 U KINGDOM		508		9696	
305 AUSTRIA				1247	
317 CZECHO S				225	
318 DENMARK		170		5417	
327 FRANCE		143		368	
335 GERMANY W		2149		35243	
344 ITALY		634		3462	
347 JAPAN		15309		147769	
354 NETHRLNDS				2192	
371 THAILAND		130		130	
375 SWEDEN		267		3318	
400 U STATES		6361		71676	
KNIVES BUTCHER AND KITCHEN		25671		280743	5378
100 U KINGDOM		6739		128722	
327 FRANCE		6522		21277	
335 GERMANY W		11052		57741	
344 ITALY				2744	
347 JAPAN		3969		7655	
375 SWEDEN		83		1033	
376 SWITZRLND				207	
400 U STATES		19517		139746	
HINGES AND BUTTS	LB	47882		359125	5381
100 U KINGDOM	22779	5452	384704	76412	
306 BELGIUM	12095	3745	110481	31003	
327 FRANCE			498	196	
335 GERMANY W	79760	19835	473715	111374	
344 ITALY			3600	479	
347 JAPAN	35883	9389	412385	85496	
354 NETHRLNDS			528	174	
375 SWEDEN	7804	3420	55987	17719	
376 SWITZRLND			763	343	
400 U STATES	74980	46587	643832	430597	
CUT NAILS	CWT	233301	88428	2086493	753793
100 U KINGDOM	35	298	1787	13361	5391
335 GERMANY W			175	1511	
347 JAPAN			400	2512	
400 U STATES	168	7388	2393	67809	
RAILWAY SPIKES AND SPIKES NOP	CWT	203	7686	4755	85193
400 U STATES	41	358	1603	14862	5392
TACKS ALL KINDS N O P	LB	41	358	1603	14862
100 U KINGDOM	2400	833	8959	2174	5393
335 GERMANY W			2507	908	
400 U STATES	4385	1427	27364	9226	
WIRE NAILS OVER ONE INCH	CWT	6785	2260	38830	13008
100 U KINGDOM	4507	32925	26653	188894	5394
306 BELGIUM			7250	68191	
327 FRANCE			1674	13453	
335 GERMANY W	2422	23012	20699	182093	
347 JAPAN	9863	63700	125919	782622	
354 NETHRLNDS			4044	28497	
376 SWITZRLND			52	9943	
400 U STATES	960	19282	19057	235740	
NAILS AND BRADS N O P	LB	17752	138919	205348	1509433
100 U KINGDOM	11548	2465	59261	15259	5395
335 GERMANY W	7557	2811	20578	7803	
347 JAPAN			167	335	
375 SWEDEN			2700	657	
376 SWITZRLND			1544	2754	
400 U STATES	22984	5274	143132	43633	
	42089	10550	227382	70441	

IMPORTS INTO CANADA FOR CONSUMPTION

Articles and Countries from which Imported	MONTH OF AUGUST 1956		EIGHT MONTHS ENDED AUGUST 1956		Class Number
	Quantities	Values (\$)	Quantities	Values (\$)	
HAND SEWING NEEDLES					5400
100 U KINGDOM		1400		17254	
335 GERMANY W				1091	
347 JAPAN		2265		2672	
400 U STATES		324		3905	
		3989		24922	
SPRING BEARD AND LATCH NEEDLES	M				5401
100 U KINGDOM	110	4990	958	34566	
317 CZECHO S			5	175	
327 FRANCE	15	658	83	3640	
335 GERMANY W	62	822	148	2666	
376 SWITZRLND			13	1165	
400 U STATES	200	9080	2518	85058	
	387	15550	3725	127270	
NEEDLES N O P					5402
100 U KINGDOM		19624		187488	
231 HONG KONG				559	
306 BELGIUM		2561		12539	
317 CZECHO S		703		2350	
327 FRANCE				669	
335 GERMANY W		8267		50682	
344 ITALY		3986		12199	
347 JAPAN		448		5536	
354 NETHRLNDS		179		1690	
376 SWITZRLND		766		3815	
400 U STATES		18797		152914	
		55331		430441	
PINS N O P	LB				5403
100 U KINGDOM	25340	18928	199564	1466672	
317 CZECHO S			1621	407	
327 FRANCE	13	93	27	251	
335 GERMANY W	2634	1362	15768	10003	
347 JAPAN	1343	619	2599	2143	
376 SWITZRLND			121	254	
400 U STATES	3277	5330	180501	144397	
	32607	26332	400201	304127	
PINS FOR MARKING SYSTEMS	LB				5404
100 U KINGDOM	17	99	1705	880	
400 U STATES	919	1475	11575	21540	
	936	1574	13280	22420	
NUTS AND BOLTS WASHERS RIVETS	LB				5411
100 U KINGDOM	459328	86136	3051351	500058	
306 BELGIUM	831	2091	690189	74196	
327 FRANCE	30205	4016	520635	66010	
335 GERMANY W	15219	8316	85346	38742	
344 ITALY	23141	3511	406180	46272	
347 JAPAN	27212	2506	189682	26397	
354 NETHRLNDS	40446	7706	333999	71723	
375 SWEDEN	3564	9701	120525	43775	
376 SWITZRLND	100	89	1912	2693	
381 ALASKA			450	511	
400 U STATES	1356033	512004	11371326	4421351	
	1956079	636076	16771595	5291728	
MACHINE AND OTHER SCREWS N O P					5412
100 U KINGDOM		10535		113319	
306 BELGIUM				23534	
335 GERMANY W		2552		15463	
344 ITALY		54		298	
347 JAPAN		1040		6461	
354 NETHRLNDS		8931		22892	
375 SWEDEN		114		4375	
376 SWITZRLND				716	
400 U STATES		173315		1514505	
		196541		1701563	
WOOD SCREWS OF IRON OR STEEL					5413
100 U KINGDOM		1558		34608	
231 HONG KONG				1393	
306 BELGIUM		4063		11353	
335 GERMANY W		4688		59514	
347 JAPAN		344		20418	
375 SWEDEN		1484		17990	
376 SWITZRLND				62	
400 U STATES		27856		95485	
		39993		240823	
FISH HOOKS COMMERCIAL					5421
100 U KINGDOM		1726		2267	
347 JAPAN				90	
359 NORWAY		1738		34150	
400 U STATES		1148		8189	
		4612		44696	
HARDWARE N O P					5422
100 U KINGDOM		28128		228481	
234 AUSTRALIA				527	
305 AUSTRIA				156	
317 CZECHO S				1179	
318 DENMARK				219	
335 GERMANY W		2368		19994	
347 JAPAN		3306		8500	
354 NETHRLNDS				2544	
360 ISRAEL				384	
375 SWEDEN		9165		19695	
400 U STATES		229961		1994621	
		272928		2276300	
LOCKS OF IRON OR STEEL					5423
100 U KINGDOM		1979		18366	
231 HONG KONG		204		204	

IMPORTS INTO CANADA FOR CONSUMPTION

Articles and Countries from which Imported	MONTH OF AUGUST 1956		EIGHT MONTHS ENDED AUGUST 1956		Class Number
	Quantities	Values (\$)	Quantities	Values (\$)	
318 DENMARK		124		1004	
335 GERMANY W		5479		35796	
340 HUNGARY		326		326	
344 ITALY				943	
354 NETHRLNDS				50	
400 U STATES		31021		510074	
SKATES ICE		39133		566763	
100 U KINGDOM	PR	5313	10789	69456	114268
375 SWEEOEN		2331	4223	12581	12863
400 U STATES				50	261
SKATES ROLLER		7644	15012	82087	127392
100 U KINGDOM	PR	25	51	3772	8108
400 U STATES		836	3822	38083	77260
CARPET SWEEPERS		861	3873	41855	85368
100 U KINGDOM	NO			144	658
400 U STATES		3058	9384	9968	27981
CLEANERS ELECTRIC VACUUM		3058	9384	10112	28639
100 U KINGDOM	NO	1564	35738	15223	324795
318 DENMARK		25	841	194	6022
335 GERMANY W		50	1569	871	27056
354 NETHRLNDS		85	1875	3659	90645
375 SWEDEN		50	3420	346	21752
400 U STATES		6382	253177	54107	2201172
CLEANERS HAND VACUUM AND PARTS		8156	296620	74400	2671442
100 U KINGDOM			46502		338525
347 JAPAN			5269		17635
354 NETHRLNDS					1642
375 SWEDEN			163		5880
400 U STATES			83553		1286537
CLOTHES WRINGERS DOMESTIC			135487		1650219
100 U KINGDOM			245		503
400 U STATES			9256		192723
SEWING MACHINES DOMESTIC			9501		193226
100 U KINGDOM	NO				
317 CZECHO S		5448	83251	30813	571057
335 GERMANY W		100	3807	307	11545
344 ITALY		939	61711	5428	373040
347 JAPAN		10	830	4218	241882
354 NETHRLNDS		8130	115550	32904	513257
360 ISRAEL				2	280
361 PANAMA				1	70
372 SPAIN		500	10050	14	1180
375 SWEDEN		90	6804	2425	47630
376 SWITZRLND		981	89985	490	24443
400 U STATES		3459	230627	5415	441544
SEWING MACH ATTACHMNTS DOMESTIC		19657	602615	108604	3472603
100 U KINGDOM			5378		48444
335 GERMANY W					1472
344 ITALY					812
347 JAPAN			12883		28919
375 SWEDEN					290
376 SWITZRLND			3416		15359
400 U STATES			19014		339777
SEWING MACHINE PARTS DOMESTIC			40691		435073
100 U KINGDOM			31897		284643
317 CZECHO S					727
318 DENMARK					984
327 FRANCE					755
335 GERMANY W			3454		23637
344 ITALY					1604
347 JAPAN					38092
375 SWEDEN			99		389
376 SWITZRLND			924		22949
390 GERMANY E			236		375
400 U STATES			40152		483959
CLOTHES DRYERS DOMESTIC ELECTRIC			76762		858114
400 U STATES	NO				
		596	135924	6388	1151888
		596	135924	6388	1151888
WATER PUMPS DOMESTIC					
100 U KINGDOM	NO				
400 U STATES		82	470	2036	14561
		164	18966	1529	96140
		246	19436	3565	110701
WASHING MACHINES ELECTRIC					
100 U KINGDOM	NO				
381 ALASKA		3	190	8	843
400 U STATES				3	149
		3134	463352	21317	2741308
		3137	463542	21328	2742300
WASHING MACH POWER NOT ELECT					
400 U STATES	NO				
				2	250
				2	250
WASHING MACH HAND OPERATED					
400 U STATES	NO				
		6	72	54	728
		6	72	54	728
WASHING MACHINE PARTS					
100 U KINGDOM			948		5301
400 U STATES			316237		2563481
			317185		2568782

IMPORTS INTO CANADA FOR CONSUMPTION

Articles and Countries from which Imported	MONTH OF AUGUST 1956		EIGHT MONTHS ENDED AUGUST 1956		Class Number
	Quantities	Values (\$)	Quantities	Values (\$)	
IRONERS DOMESTIC ELECTRIC 400 U STATES	NO				5454
	96	7869	1060	77411	
	96	7869	1060	77411	
ARTICLES FOR SMELTING IRON 335 GERMANY W 400 U STATES		19939		20333	5461
		72482		610852	
		92421		631185	
BLOWERS SMELTING APPARATUS 100 U KINGDOM 335 GERMANY W 376 SWITZRLND 400 U STATES		684		2636	5462
		85191		74	
		85875		5114	
				585909	
				593733	
BUDDLES VANNERS SLIME TABLES 400 U STATES				3038	5463
				3038	
CAR LOADING MACHINES COAL 400 U STATES				3392	5464
				3392	
CHOCK RELEASE APPARATUS 100 U KINGDOM				31976	5465
				31976	
COAL HEADING MACHINES 335 GERMANY W 400 U STATES		1500		6639	5466
		1500		208697	
				215336	
MINERS LAMPS AND ACCESSORIES 100 U KINGDOM 327 FRANCE 375 SWEDEN 400 U STATES		164		8949	5467
				431	
		3843		8266	
		11502		294623	
		15509		312269	
AMALGAM SAFES ORE SAMPLERS 100 U KINGDOM 335 GERMANY W 400 U STATES		1144		5193	5468
				641	
		79306		431530	
		80450		437364	
SUNDRY METALLURGICAL APPARATUS 100 U KINGDOM 327 FRANCE 335 GERMANY W 400 U STATES		29264		387395	5469
		274		11399	
		717		3697	
		282316		2803644	
		312571		3206135	
DIAMOND DRILLS CORE DRILLS 100 U KINGDOM 306 BELGIUM 400 U STATES		56008		385032	5470
				1654	
		9655		303429	
		65663		690115	
MINE LOADING MACH CONVEYORS 100 U KINGDOM 335 GERMANY W 375 SWEDEN 381 ALASKA 400 U STATES		166690		1795377	5471
				166	
		505		12944	
				31840	
		1402123		8655133	
		1569318		10495460	
MINE HOISTS NOT MADE IN CANADA					5472
MACHINERY ALLUVIAL MINING 100 U KINGDOM 381 ALASKA 400 U STATES		2079		238	5473
				3476	
		120054		859459	
		122133		863173	
MACHINERY ORE HANDLING 400 U STATES				318	5474
				318	
MACHINERY ORE CONCENTRATION 100 U KINGDOM 335 GERMANY W 354 METHRLMDS 400 U STATES		444		4254	5475
				800	
				236	
		194696		1133045	
		195140		1138335	
MACHINERY METAL REFINING 400 U STATES		3528		95193	5476
		3528		95193	
ORE CRUSHERS GRINDING MILLS 100 U KINGDOM 305 AUSTRIA 335 GERMANY W 400 U STATES		14020		57528	5477
				2701	
				1570	
		291498		2215677	
		305518		2277476	
COAL CUTTERS AUGERS DRILLS 100 U KINGDOM 335 GERMANY W 400 U STATES		2513		8932	5478
				1225	
		102		99770	
		2615		109927	
POWER DRIVEN PUMPS FOR MINES 400 U STATES				922	5479
				922	
PUMPS PREC METAL EXTRACTION 400 U STATES		82575		407915	5480
		82575		407915	
ROCK DRILLS AND PARTS 100 U KINGDOM 305 AUSTRIA 326 FINLAND 335 GERMANY W	NO	7209	89	97188	5481
		5397		10787	
	1	335	1	335	
		168	1	680	

IMPORTS INTO CANADA FOR CONSUMPTION

105

Articles and Countries from which Imported	MONTH OF AUGUST 1956		EIGHT MONTHS ENDED AUGUST 1956		Class Number	
	Quantities	Values (\$)	Quantities	Values (\$)		
375 SWEDEN	50	122223	390	550177	5482	
400 U STATES	33	142898	358	1210425		
	84	278230	839	1869592		
WELL DRILLING MACHINERY						
100 U KINGDOM		15597		314983	5482	
305 AUSTRIA				128268		
306 BELGIUM				17643		
335 GERMANY W		46162		113830		
400 U STATES		6508124		48442664		
		6569883		49017388		
ADDING MACHINES AND PARTS	NO				5500	
100 U KINGDOM	21	3353	81	14041	5500	
335 GERMANY W	111	17057	916	104070		
344 ITALY	331	24559	754	80041		
354 NETHRLNDS			1	154		
359 NORWAY	26	2150	159	9021		
375 SWEDEN	232	26194	1290	160505		
376 SWITZRLND			347	27470		
390 GERMANY E	4	440	12	1320		
400 U STATES	347	140960	2955	1345460		
	1072	214713	6515	1742082		
BOOKKEEPING MACHINES AND PARTS	NO					5501
100 U KINGDOM	5	65955	466	458796	5501	
327 FRANCE	4	22535	13	43177		
335 GERMANY W	47	29473	894	88328		
344 ITALY	27	4080	1407	346658		
347 JAPAN				3119		
354 NETHRLNDS			245	37420		
375 SWEDEN	32	6751	345	70991		
376 SWITZRLND	35	6171	324	46466		
400 U STATES	384	892533	4780	8950039		
	534	1027498	8474	10044994		
CASH REGISTERS						5502
359 NORWAY		3821		28388	5502	
375 SWEDEN		32178		223585		
400 U STATES		18399		174289		
		54398		426262		
CASH REGISTER PARTS					5503	
375 SWEDEN				379	5503	
400 U STATES		77970		1100959		
		77970		1101338		
DICTATING MACHINES AND PARTS					5504	
100 U KINGDOM		72037		532932	5504	
305 AUSTRIA				188		
318 DENMARK		54		37887		
327 FRANCE				712		
335 GERMANY W		3733		15147		
376 SWITZRLND				16863		
400 U STATES		161227		1255892		
		237051		1859621		
TYPEWRITERS	NO				5505	
100 U KINGDOM	1364	74235	17553	1312820	5505	
317 CZECHO S			2000	57020		
318 DENMARK			1	50		
327 FRANCE			124	4241		
335 GERMANY W	126	6773	327	20214		
344 ITALY	50	1875	858	60343		
354 NETHRLNDS			100	3100		
375 SWEDEN	80	5833	746	54234		
376 SWITZRLND	115	7118	1241	57739		
381 ALASKA			2	241		
390 GERMANY E			27	1122		
400 U STATES	1341	66845	8262	626729		
	3076	162679	31241	2197853		
TYPEWRITER PARTS						5506
100 U KINGDOM		8218		98003		5506
317 CZECHO S				130		
327 FRANCE		788		7656		
335 GERMANY W		2248		10260		
344 ITALY		4555		8755		
354 NETHRLNDS				1518		
375 SWEDEN				7867		
376 SWITZRLND		1567		7386		
400 U STATES		371572		2588810		
		388948		2730385		
MACHINERY 412A PAPER WORKING					5511	
100 U KINGDOM		18884		135363	5511	
306 BELGIUM				5457		
317 CZECHO S				1607		
318 DENMARK		285		6824		
327 FRANCE				7726		
335 GERMANY W		30328		304603		
344 ITALY				12310		
354 NETHRLNDS		127		815		
375 SWEDEN		132		9343		
376 SWITZRLND				21598		
380 USSR				200		
381 ALASKA				1747		
383 HAWAII				75		
390 GERMANY E		978		2081		
400 U STATES		624859		6953371		
		675593		7463120		
MACHINERY 412A CELLULOSE					5512	
100 U KINGDOM		452		1283	5512	
400 U STATES		839		23670		
		1291		24953		

IMPORTS INTO CANADA FOR CONSUMPTION

Articles and Countries from which Imported	MONTH OF AUGUST 1956		EIGHT MONTHS ENDED AUGUST 1956		Class Number
	Quantities	Values (\$)	Quantities	Values (\$)	
NEWSPAPER PRESSES AND PARTS	NO				5513
100 U KINGDOM		882		8226	
335 GERMANY W			1	16200	
375 SWEDEN			1	12756	
376 SWITZRLND				445	
381 ALASKA			1	5603	
400 U STATES	7	323387	19	1353858	
	7	324269	22	1397088	
FLAT BED CYL PRESSES AND PARTS	NO				5514
100 U KINGDOM			3	9027	
335 GERMANY W			1	12226	
400 U STATES	19	5747	47	211692	
	19	5747	51	232945	
PRINTING PRESSES AND PARTS	NO				5515
100 U KINGDOM	338	122156	2479	950435	
305 AUSTRIA	1	400	3	673	
317 CZECHOS	1	1900	8	14583	
318 DENMARK	1	813	301	21633	
327 FRANCE	2	42259	21	211058	
335 GERMANY W	41	50201	207	612797	
354 NETHRLNDS			26	9636	
375 SWEDEN		440	66	76991	
376 SWITZRLND	3	27489	8	66700	
400 U STATES	468	261661	4900	4191635	
	855	507319	8019	6156141	
TYPECASTING MACHINES AND PARTS					
100 U KINGDOM		773		1533	
318 DENMARK				220	
335 GERMANY W				570	
344 ITALY				1944	
375 SWEDEN		190		190	
400 U STATES				9525	
		225040		1856039	
		226003		1870021	
TYPEMAKING ACCESSORIES AND PTS					5517
100 U KINGDOM		338		1411	
335 GERMANY W				13783	
400 U STATES		3898		58338	
		4236		73532	
SHOVELS POWER NDT MADE CANADA	NO				5518
100 U KINGDOM			1	3777	
400 U STATES	106	1144919	964	6090007	
	106	1144919	965	6093784	
SHOVELS POWER KIND MADE CANADA	NO				5519
100 U KINGDOM	7	90758	74	965541	
344 ITALY			6	42625	
400 U STATES	56	1216655	582	11850985	
	63	1307413	662	12859151	
SHOVELS POWER PARTS OF					5520
100 U KINGDOM		31102		160051	
335 GERMANY W		99		1075	
344 ITALY				10087	
400 U STATES		836641		6092745	
		867842		6263958	
AIR COMPRESSING MACH AND PARTS					5521
100 U KINGDOM		64308		483450	
305 AUSTRIA		8538		9166	
306 BELGIUM				590	
318 DENMARK				4601	
327 FRANCE				842	
335 GERMANY W		1912		47284	
354 NETHRLNDS				884	
375 SWEDEN		25807		189614	
376 SWITZRLND				4412	
400 U STATES		979478		9174374	
		1080043		9915217	
BAKERY MACHINERY AND PARTS					5522
100 U KINGDOM		700		50318	
305 AUSTRIA		140		1900	
318 DENMARK				5238	
335 GERMANY W				1268	
344 ITALY		1104		2085	
347 JAPAN				300	
354 NETHRLNDS		1127		2740	
375 SWEDEN				1701	
400 U STATES		366677		2371424	
		369748		2436974	
BOX END MACHINERY AND PARTS					5523
COAL CARBONIZING MACH AND PTS					5524
400 U STATES		546		4635	
		546		4635	
SEWING MACHINES INDUSTRIAL	NO				5525
100 U KINGDOM	82	9784	483	73701	
306 BELGIUM				1580	
318 DENMARK	1	1551	5	8404	
327 FRANCE			3	3207	
335 GERMANY W	10	2660	564	67630	
344 ITALY		187	1	432	
347 JAPAN		1102	53	3679	
354 NETHRLNDS			2	402	
361 PANAMA			2	150	
372 SPAIN			25	1455	
375 SWEDEN			1	564	
376 SWITZRLND			4	700	
400 U STATES	209	99620	3251	1407974	
	302	114904	4394	1569878	

IMPORTS INTO CANADA FOR CONSUMPTION

107

Articles and Countries from which Imported	MONTH OF AUGUST 1956		EIGHT MONTHS ENDED AUGUST 1956		Class Number
	Quantities	Values (\$)	Quantities	Values (\$)	
CLAY PRODUCTS MACH AND PARTS 100 U KINGDOM 335 GERMANY W 400 U STATES				5550 31289 166200	5526
		8784		203039	
COAL COKE AND GAS MACH AND PTS 100 U KINGDOM 400 U STATES		2243		3596	5527
		256274		1295474	
		258517		1299070	
WASTE RECOVERY MACH AND PARTS 400 U STATES		126461		648805	5528
		126461		648805	
COAL HANDLING MACHINES AND PTS 100 U KINGDOM 400 U STATES				2369	5529
		5399		43786	
		5399		46155	
CONCRETE MIXING MACH AND PARTS 100 U KINGDOM 335 GERMANY W 354 NETHRLNDS 375 SWEDEN 400 U STATES	NO				5530
	1	3423	19	22367	
	2	12035	8	30355	
			1	463	
			1	4570	
	61	165886	546	1308164	
	64	181344	575	1365919	
ROCK DRILL BITS 100 U KINGDOM 354 NETHRLNDS 375 SWEDEN 400 U STATES	NO				5531
	45	595	3255	2872	
			384	256	
	4966	38645	52348	519600	
	6463	71383	66220	418405	
	11474	110623	122207	941133	
DENTAL ENGINES ELECTRIC 100 U KINGDOM 335 GERMANY W 400 U STATES	NO				5532
	2	1124	10	3322	
			1	930	
	11	2425	162	30140	
	13	3549	173	34392	
DIES FOR STAMPING METAL PLATES					5533
HAND FIRE EXTINGUISHERS 100 U KINGDOM 400 U STATES		1411		16064	5534
		143281		1110193	
		144692		1126257	
FERTILIZER MACHINERY AND PARTS 100 U KINGDOM 318 DENMARK 359 NORWAY 375 SWEDEN 400 U STATES		7036		166386	5535
				6293	
				839	
				1998	
		5486		41150	
		12522		216666	
FISH PREPARING MACH AND PARTS 100 U KINGDOM 318 DENMARK 335 GERMANY W 375 SWEDEN 400 U STATES		1430		2870	5536
		776		2256	
				74231	
		4842		4842	
		2463		83570	
		9511		167769	
REFRIGERATING MACH AND PARTS 100 U KINGDOM 318 DENMARK 400 U STATES		29323		128960	5537
				7899	
		813425		5919614	
		842748		6056473	
LAWN MOWERS POWER AND PARTS 100 U KINGDOM 400 U STATES	NO				5538
	8	1781	1876	95745	
	476	47742	30192	2084686	
	484	49523	32068	2180431	
LAWN MOWERS N O P 100 U KINGDOM 335 GERMANY W 400 U STATES	NO				5539
	61	561	52750	371620	
			260	1888	
	67	1045	5647	78438	
	128	1606	58657	451946	
LEATHER MACHINERY AND PARTS 100 U KINGDOM 400 U STATES				1641	5540
		23360		299558	
		23360		301199	
LOGGING MACHINERY AND PARTS 100 U KINGDOM 335 GERMANY W 347 JAPAN 354 NETHRLNDS 359 NORWAY 375 SWEDEN 400 U STATES		27350		131150	5541
		9902		24336	
		12696		36745	
		14309		39255	
				2076	
				13762	
		1851399		11496277	
		1915656		11743601	
METAL DRILLING MACH AND PARTS 100 U KINGDOM 306 BELGIUM 317 CZECHO S 335 GERMANY W 344 ITALY 354 NETHRLNDS 375 SWEDEN 376 SWITZRLND 400 U STATES		56974		554614	5542
		65		83862	
		30249		41863	
		24715		199892	
				14015	
				14946	
		6926		22011	
		12979		57581	
		363929		2724735	
		495837		3713519	
METAL GRINDING MACH AND PARTS 100 U KINGDOM 306 BELGIUM 317 CZECHO S		51924		436646	5543
				971	
		2467		5490	

IMPORTS INTO CANADA FOR CONSUMPTION

Articles and Countries from which Imported	MONTH OF AUGUST 1956		EIGHT MONTHS ENDED AUGUST 1956		Class Number
	Quantities	Values (\$)	Quantities	Values (\$)	
318 DENMARK		3762		21687	
335 GERMANY W		35893		161807	
344 ITALY				32122	
354 NETHRLNDS				4498	
375 SWEDEN		20121		71757	
376 SWITZRLND		557		25567	
384 P RICO				7345	
400 U STATES		597003		3906925	
		711727		4674815	
METALWORKING LATHES AND PARTS					5544
100 U KINGDOM		170992		1317704	
317 CZECHO S		6311		15767	
327 FRANCE				7256	
335 GERMANY W		44403		370022	
344 ITALY				44301	
354 NETHRLNDS				466	
375 SWEDEN		993		6546	
376 SWITZRLND		255		8691	
384 P RICO				2167	
400 U STATES		349046		3124386	
		572000		4897306	
METAL MILLING MACHINES AND PTS					5545
100 U KINGDOM		36577		314382	
306 BELGIUM				177	
317 CZECHO S		107		30559	
318 DENMARK		5723		32716	
327 FRANCE				12373	
335 GERMANY W		21545		141558	
344 ITALY		22265		84683	
375 SWEDEN		8904		17702	
376 SWITZRLND				27301	
400 U STATES		125679		2046499	
		220800		2707950	
METALWORKING PLANERS AND PARTS					5546
100 U KINGDOM		9947		46690	
400 U STATES		4876		78282	
		14823		124972	
METALWORKING PRESSES AND PARTS					5547
100 U KINGDOM		113167		319011	
305 AUSTRIA		33545		33545	
317 CZECHO S		410		410	
318 DENMARK				6817	
335 GERMANY W		43630		141288	
344 ITALY		12855		44766	
375 SWEDEN				77776	
376 SWITZRLND				5356	
384 P RICO				473	
400 U STATES		527560		4482777	
		731167		5112219	
METAL ROLLING MILL MCH AND PTS					5548
100 U KINGDOM		3944		21424	
335 GERMANY W		2828		4569	
376 SWITZRLND		87		87	
384 P RICO				2504	
400 U STATES		543004		2162162	
		549863		2190746	
METAL SHAPERS SLOTTERS AND PTS					5549
100 U KINGDOM		12438		156885	
317 CZECHO S				3884	
335 GERMANY W				34146	
344 ITALY				1767	
375 SWEDEN		694		6138	
376 SWITZRLND		4083		13039	
400 U STATES		115813		1069311	
		133028		1285170	
METALWORKING MCH N O P AND PTS					5550
100 U KINGDOM		34712		313946	
305 AUSTRIA		165		8133	
306 BELGIUM				5476	
317 CZECHO S		285		1195	
327 FRANCE				659	
335 GERMANY W		195905		465906	
344 ITALY				1663	
354 NETHRLNDS				383	
375 SWEDEN		1694		23137	
376 SWITZRLND		168		32016	
384 P RICO				1069	
400 U STATES		1066220		8512797	
		1299149		9366380	
MOTION PICTURE PROJECTORS					5551
100 U KINGDOM		5899		31666	
305 AUSTRIA		5433		50643	
327 FRANCE		52		3313	
335 GERMANY W		1712		5176	
347 JAPAN		54		5107	
354 NETHRLNDS				666	
376 SWITZRLND		801		11419	
400 U STATES		251519		1589772	
		265470		1697762	
CRANES ETC NOT MADE IN CANADA	N O				5552
100 U KINGDOM	16	53232	34	110816	
335 GERMANY W			1	15873	
344 ITALY			3	30343	
375 SWEDEN	4	11218	51	46192	
400 U STATES	86	85334	705	1889058	
	106	149784	794	2092282	

IMPORTS INTO CANADA FOR CONSUMPTION

Articles and Countries from which Imported	MONTH OF AUGUST 1956		EIGHT MONTHS ENDED AUGUST 1956		Class Number
	Quantities	Values (\$)	Quantities	Values (\$)	
CRANES ETC KIND MADE IN CANADA	NO				5553
100 U KINGDOM	65	38652	262	316568	
327 FRANCE			3	129101	
335 GERMANY W	12	39069	19	142406	
344 ITALY			2	1759	
347 JAPAN			48	1497	
359 NORWAY	1	1703	46	22472	
375 SWEDEN	6	1655	10	5208	
400 U STATES	495	664053	3843	5237833	
	579	745132	4233	5856844	
CRANES HOISTS ETC NOP PARTS OF					5554
100 U KINGDOM		106357		256880	
335 GERMANY W		865		7715	
359 NORWAY		1804		8804	
375 SWEDEN		274		8060	
400 U STATES		165939		1681893	
		275239		1963352	
OZONE GENERATORS AND PARTS					5555
327 FRANCE				559	
335 GERMANY W				892	
400 U STATES		662		2920	
		662		4371	
PAPER MILL MACHINES AND PARTS					5556
100 U KINGDOM		88036		799497	
305 AUSTRIA		2730		5624	
335 GERMANY W		3765		113033	
375 SWEDEN		9344		65853	
400 U STATES		723684		6522734	
		827559		7506741	
PULP MILL MACHINES AND PARTS					5557
100 U KINGDOM				17048	
327 FRANCE				21810	
335 GERMANY W		642		642	
359 NORWAY				18200	
375 SWEDEN		809		30604	
400 U STATES		337052		2262327	
		338503		2350631	
POWER PUMPS N O P AND PARTS	NO				5558
100 U KINGDOM	106	57657	1186	412064	
306 BELGIUM	1	178	1	178	
327 FRANCE			32	47500	
335 GERMANY W	4	4327	61	25883	
344 ITALY	2	266	2	1036	
347 JAPAN			3	5072	
354 NETHRLNDS	1	597	3	816	
375 SWEDEN	13	2470	344	176413	
376 SWITZRLND		630	12	2269	
381 ALASKA	1	1100	1	1100	
400 U STATES	2875	949894	28409	7502823	
	3003	1017119	30054	8175154	
RIFLE MAKING MACHINERY					5559
376 SWITZRLND				3045	
400 U STATES		12730		740738	
		12730		743783	
ROAD MAKING MACHINERY AND PTS					5560
100 U KINGDOM		489		125219	
234 AUSTRALIA				26625	
305 AUSTRIA				15869	
381 ALASKA				18460	
400 U STATES		661123		6536849	
		661612		6723022	
TRENCH AND DITCH MACH AND PTS					5561
100 U KINGDOM				13392	
400 U STATES		20673		118871	
		20673		132263	
ROLLERS STREET ROAD AND PARTS	NO				5562
100 U KINGDOM	2	10638	31	177079	
400 U STATES	46	112746	500	1512422	
	48	123384	531	1689501	
ROLLS CAST FOR ROLLING STEEL					5563
100 U KINGDOM		15990		99454	
400 U STATES		120658		1306369	
		136648		1405823	
SAWMILL MACHINERY AND PARTS					5564
100 U KINGDOM				191	
305 AUSTRIA				4755	
306 BELGIUM				26891	
335 GERMANY W		10474		154717	
354 NETHRLNDS				9869	
375 SWEDEN		229		35756	
400 U STATES		112855		653279	
		123558		885458	
SCRAPERS RAILWAY OR ROAD					5565
100 U KINGDOM				3350	
381 ALASKA				4300	
400 U STATES		112999		1287769	
		112999		1295419	
SHOE MACHINERY AND PARTS					5566
100 U KINGDOM		1562		19730	
317 CZECHO S		2435		2435	
318 DENMARK		1126		14195	
327 FRANCE		154		154	
335 GERMANY W		270		29334	
344 ITALY		107		11439	
354 NETHRLNDS				62	
375 SWEDEN				670	

IMPORTS INTO CANADA FOR CONSUMPTION

Articles and Countries from which Imported	MONTH OF AUGUST 1956		EIGHT MONTHS ENDED AUGUST 1956		Class Number
	Quantities	Values (\$)	Quantities	Values (\$)	
400 U STATES		81328		577907	
ROLLS CAST FOR ROLLING PAPER		86982		655926	5567
100 U KINGDOM		21781		98995	
400 U STATES		23102		561261	
STAVE MAKING MACH AND PARTS		44883		660256	5568
400 U STATES				1915	
STREET CLEANING MACH AND PARTS				1915	5569
100 U KINGDOM				776	
400 U STATES		72367		765676	
BEEET SUGAR MACHINERY AND PARTS		72367		766452	5570
100 U KINGDOM				85	
335 GERMANY W		2839		2839	
400 U STATES		14277		76176	
VENEER DRYING MACHINES AND PTS		17116		79100	5571
335 GERMANY W				1523	
400 U STATES		75505		324282	
WATER METERS N O P AND PARTS	NO	75505		325805	5572
100 U KINGDOM		2337	57	13584	
400 U STATES		11506	64	51788	
WATER TURBINES AND PARTS	7	13843	121	65372	5573
100 U KINGDOM		40681		133878	
400 U STATES		43384		239069	
WIRE STITCHER STAPLERS AND PTS		84065		372947	5574
100 U KINGDOM		2069		18724	
305 AUSTRIA				2775	
335 GERMANY W		127		4258	
344 ITALY				510	
347 JAPAN				317	
354 NETHRLNDS				471	
375 SWEDEN		58		36255	
400 U STATES		121029		757282	
YARN CORD FABRIC MACH AND PTS		123283		820592	5575
100 U KINGDOM		215332		1948132	
305 AUSTRIA		138		2802	
306 BELGIUM		41811		53860	
317 CZECHO S				13927	
327 FRANCE				2541	
335 GERMANY W		67974		277124	
344 ITALY		2990		50224	
347 JAPAN				18331	
354 NETHRLNDS				35981	
375 SWEDEN				3455	
376 SWITZRLND		12914		110205	
390 GERMANY E		223		223	
400 U STATES		1102669		10547622	
ALL MACHINERY N O P AND PARTS		1444051		13064427	5576
100 U KINGDOM		836714		5277357	
231 HONG KONG				322	
234 AUSTRALIA				594	
305 AUSTRIA		38091		71326	
306 BELGIUM		790		28446	
316 CUBA				72	
317 CZECHO S				1161	
318 DENMARK		262785		480925	
326 FINLAND		2701		6489	
327 FRANCE		2282		60599	
335 GERMANY W		240017		1160762	
344 ITALY		23964		205184	
347 JAPAN		557		27846	
354 NETHRLNDS		10682		180824	
359 NORWAY				2383	
360 ISRAEL				668	
361 PANAMA				1867	
375 SWEDEN		35941		598296	
376 SWITZRLND		100041		239255	
381 ALASKA		90		13290	
383 HAWAII				110000	
387 VENEZUELA		218		19475	
389 IRELAND				297	
390 GERMANY E		16685		16685	
400 U STATES		8854148		73429048	
CIGARETTE CIGAR MACH AND PARTS		10425706		81933171	5577
100 U KINGDOM		242203		898393	
318 DENMARK				24933	
335 GERMANY W		31471		47596	
354 NETHRLNDS				4052	
375 SWEDEN		11942		12406	
400 U STATES		102187		768120	
VENEER OR PLYWOOD MACH AND PTS		387803		1755500	5578
100 U KINGDOM				563	
335 GERMANY W		5799		24668	
375 SWEDEN				2359	
400 U STATES		162326		851269	
		168125		878859	

IMPORTS INTO CANADA FOR CONSUMPTION

111

Articles and Countries from which Imported	MONTH OF AUGUST 1956		EIGHT MONTHS ENDED AUGUST 1956		Class Number
	Quantities	Values (\$)	Quantities	Values (\$)	
PURIFIERS FOR FISH OILS 400 U STATES				3573	5579
				3573	
FORGED STEEL ROLLS 100 U KINGDOM 335 GERMANY W 400 U STATES		64750		315648	5580
		39586		2794	
		104336		743631	
				1062073	
FIXED METERS GAUGES FOR LIQUID 100 U KINGDOM 335 GERMANY W 400 U STATES		1904		7747	5581
		252		1019	
		49243		491320	
		51399		500086	
AIR CONDITIONING APPARATUS NOP 100 U KINGDOM 335 GERMANY W 354 NETHRLNDS 375 SWEODN 376 SWITZRLND 400 U STATES		32538		265282	5582
		1081		18670	
				1320	
		24057		58041	
				5423	
		773202		8342626	
		830878		8691362	
DIES IN THE ROUGH 100 U KINGDOM 375 SWEODN 400 U STATES		715		6506	5583
				114	
		1700		44844	
		2415		51464	
BOTTLING MACHINES AND PARTS 100 U KINGDOM 335 GERMANY W 400 U STATES		3838		7526	5584
		2859		9514	
		186087		2414386	
		192784		2431426	
BULLDOZERS EARTHMOVERS AND PTS 100 U KINGDOM 381 ALASKA 400 U STATES	NO 14 2	58337 1100	90 2	291062 3882	5585
	182	1682514	1999	15137810	
	198	1741951	2091	15432754	
CONVEYING EQUIPMENT AND PARTS 100 U KINGDOM 327 FRANCE 335 GERMANY W 354 NETHRLNDS 359 NORWAY 375 SWEDEN 376 SWITZRLND 400 U STATES		74844		339048	5586
				12477	
		100		9809	
				831	
				243	
		1542		3526	
		943		9234	
		968590		7932371	
		1046019		8307539	
POWER JACKS AND PARTS 100 U KINGDOM 306 BELGIUM 327 FRANCE 335 GERMANY W 347 JAPAN 375 SWEDEN 400 U STATES	NO 308 4 4	2937 3933 521	612 4 4 50	16970 3360 3933 521 6623	5587
			489	27051	
	6291	170625	44834	1238507	
	6607	178016	45997	1296965	
STONE CRUSHING MACH AND PARTS 100 U KINGDOM 400 U STATES				36256	5588
		407483		3948511	
		407483		3984767	
WOODWORKING MACH AND PARTS NOP 100 U KINGDOM 305 AUSTRIA 306 BELGIUM 317 CZECHO S 318 DENMARK 327 FRANCE 335 GERMANY W 344 ITALY 347 JAPAN 354 NETHRLNDS 359 NORWAY 375 SWEDEN 400 U STATES		67284		386976	5589
		877		1249	
		4143		22339	
				1150	
		13617		36170	
				3012	
		52257		206452	
				2298	
				20302	
		445		1871	
				3500	
		1102		46215	
		279787		3308831	
		419512		4040365	
AIR CONDITIDNERS ROOM SIZE 100 U KINGDOM 400 U STATES	NO 758		54	1577	5590
		138802	23992	3700503	
	758	138802	24046	3702080	
SPRINGS FOR SURGICAL TRUSSES	LB				5591
SPRINGS FOR RAILWAY VEHICLES 100 U KINGDOM 400 U STATES				452	5592
		6754		92489	
		6754		92941	
SPRINGS FOR OTHER VEHICLES 400 U STATES		2965		22892	5593
		2965		22892	
SPRINGS FOR FURNITURE 335 GERMANY W 400 U STATES		308		604	5594
		13536		130006	
		13844		130610	
SPRINGS FOR CLOCKS 100 U KINGDOM 400 U STATES				165	5595
		251		4384	
		251		4549	

IMPORTS INTO CANADA FOR CONSUMPTION

Articles and Countries from which Imported	MONTH OF AUGUST 1956		EIGHT MONTHS ENDED AUGUST 1956		Class Number
	Quantities	Values (\$)	Quantities	Values (\$)	
BATHS BATHTUBS IRON OR STEEL					5600
100 U KINGDOM		531		8011	
335 GERMANY W		6215		71902	
400 U STATES		95018		442729	
		101764		522642	
BASINS CLOSETS SINKS					5601
100 U KINGDOM		11890		83002	
335 GERMANY W		1966		19678	
375 SWEDEN		117		44821	
376 SWITZRLNO				4748	
400 U STATES		155841		1136896	
		169814		1289145	
CONTAINERS TINPLATE FOR FOOD					5602
400 U STATES		165892		887619	
		165892		887619	
CONTAINERS TINPLATE N O P					5603
100 U KINGDOM		298		15249	
309 BRAZIL				66	
335 GERMANY W		199		703	
354 NETHRLNDS		455		553	
381 ALASKA		90		796	
400 U STATES		202557		1498677	
		203599		1516044	
HOLLOW WARE ENAMELLED IRON					5604
100 U KINGDOM		2658		21707	
231 HONG KONG				216	
306 BELGIUM				4871	
318 DENMARK				970	
327 FRANCE		74		190	
335 GERMANY W		1529		1818	
347 JAPAN		227		227	
354 NETHRLNDS				9192	
359 NORWAY				322	
375 SWEDEN		396		2137	
389 IRELAND				55	
400 U STATES		13353		273514	
		18237		315219	
HOLLOW WARE IRON N O P					5605
100 U KINGDOM		2880		25754	
306 BELGIUM		189		1707	
318 DENMARK		263		4137	
327 FRANCE				2258	
335 GERMANY W		1172		9521	
344 ITALY				176	
347 JAPAN		7881		40327	
354 NETHRLNDS				14477	
375 SWEDEN				9027	
376 SWITZRLND				185	
400 U STATES		348778		2613785	
		361163		2721354	
KITCHEN DAIRY HOLLOW WARE TIN					5606
100 U KINGDOM		831		4438	
335 GERMANY W		2984		43123	
400 U STATES		12360		250717	
		16175		298278	
MFRS OF TIN AND TINPLATE N O P					5607
100 U KINGDOM		5394		96854	
220 BERMUDA				479	
231 HONG KONG				356	
309 BRAZIL				93	
318 DENMARK				354	
327 FRANCE		1295		2515	
335 GERMANY W		2456		11216	
344 ITALY				267	
347 JAPAN		1096		5571	
352 MEXICO				380	
354 NETHRLNDS		1240		6737	
359 NORWAY				160	
376 SWITZRLND				54	
400 U STATES		260297		2083466	
		271778		2208502	
ANVILS AND VISES					5621
100 U KINGDOM		14413		161483	
335 GERMANY W		938		8145	
347 JAPAN		935		2693	
375 SWEDEN				66	
376 SWITZRLND				533	
400 U STATES		18126		162228	
		34412		335148	
AUGERS BITS AND DRILLS					5622
100 U KINGDOM		77482		719096	
207 UN SO AFR				986	
234 AUSTRALIA		1601		50517	
305 AUSTRIA		703		4118	
317 CZECHO S				105	
327 FRANCE		4690		25398	
335 GERMANY W		28586		163333	
344 ITALY		3263		12113	
347 JAPAN		395		6210	
354 NETHRLNDS		1803		6636	
375 SWEDEN		1346		33048	
376 SWITZRLND				845	
400 U STATES		111135		981479	
		231006		2003884	

IMPORTS INTO CANADA FOR CONSUMPTION

113

Articles and Countries from which Imported		MONTH OF AUGUST 1956		EIGHT MONTHS ENDED AUGUST 1956		Class Number
		Quantities	Values (\$)	Quantities	Values (\$)	
AXES		002				5623
	100 U KINGDOM	755	7010	5157	49291	
	335 GERMANY W	275	3132	656	7623	
	375 SWEDEN	186	2032	2925	33863	
	400 U STATES	65	1900	565	13338	
		1281	14074	9303	104115	
FILES N O P AND RASPS		002				5624
	100 U KINGDOM	7115	26883	31973	112237	
	335 GERMANY W	698	2012	3559	9614	
	347 JAPAN			1973	2242	
	366 PORTUGAL	576	1457	2181	4971	
	375 SWEDEN			4654	14814	
	376 SWITZRLND	991	1538	1233	3082	
	400 U STATES	4138	20626	44843	221881	
		13518	52516	90416	368841	
HACK SAW BLAOS						5625
	100 U KINGDOM		7560		60367	
	335 GERMANY W		721		9602	
	354 NETHRLNDS				106	
	375 SWEDEN				3384	
	400 U STATES		9572		103905	
			17853		177364	
SAWS N O P						5626
	100 U KINGDOM		8356		60055	
	305 AUSTRIA				561	
	306 BELGIUM		102		769	
	318 DENMARK				4526	
	327 FRANCE		577		577	
	335 GERMANY W		11995		75488	
	347 JAPAN		443		3663	
	354 NETHRLNOS				380	
	359 NORWAY				8401	
	375 SWEDEN		2363		117573	
	376 SWITZRLND				389	
	400 U STATES		29049		241449	
			52885		513831	
WRENCHES						5627
	100 U KINGDOM		3252		39643	
	231 HONG KONG				3837	
	305 AUSTRIA		412		412	
	335 GERMANY W		36265		252204	
	344 ITALY		1158		1233	
	347 JAPAN		7243		24415	
	354 NETHRLNDS				1155	
	375 SWEDEN				6723	
	376 SWITZRLND				567	
	381 ALASKA		388		388	
	400 U STATES		201704		1851071	
			250422		2181648	
ADZES CLEAVERS HATCHETS PLANES						5628
	100 U KINGDOM		23058		160054	
	305 AUSTRIA				2011	
	317 CZECHO S				65	
	327 FRANCE				239	
	335 GERMANY W		46702		205360	
	344 ITALY		2445		4017	
	347 JAPAN		597		4690	
	354 NETHRLNDS				1111	
	375 SWEDEN		4475		61853	
	376 SWITZRLND		169		652	
	381 ALASKA		98		98	
	400 U STATES		101523		859815	
			179067		1299965	
ENGINEERS PRECISION TOOLS						5629
	100 U KINGDOM		53108		313023	
	234 AUSTRALIA		456		2082	
	305 AUSTRIA		210		2006	
	317 CZECHO S				2853	
	318 DENMARK		2838		12241	
	327 FRANCE		393		6538	
	335 GERMANY W		43504		328332	
	344 ITALY		4659		21349	
	347 JAPAN		13380		132124	
	354 NETHRLNDS		457		1183	
	372 SPAIN				63	
	375 SWEDEN		2865		59502	
	376 SWITZRLND		27294		275966	
	381 ALASKA				299	
	400 U STATES		302829		2946393	
			451993		4103954	
TOOLS N O P						5630
	100 U KINGDOM		53715		404335	
	231 HONG KONG		152		794	
	234 AUSTRALIA				531	
	305 AUSTRIA		396		3478	
	306 BELGIUM				483	
	317 CZECHO S		3575		7916	
	318 DENMARK		50		1911	
	327 FRANCE		5314		48582	
	335 GERMANY W		41696		258700	
	344 ITALY		1175		4737	
	347 JAPAN		13358		86957	
	354 NETHRLNDS		244		22173	
	359 NORWAY				89	

IMPORTS INTO CANADA FOR CONSUMPTION

Articles and Countries from which Imported	MONTH OF AUGUST 1956		EIGHT MONTHS ENDED AUGUST 1956		Class Number
	Quantities	Values (\$)	Quantities	Values (\$)	
375 SWEDEN		3907		32697	
376 SWITZRLND		650		7364	
400 U STATES		620861		4548034	
FILES MANICURE		745093		5428781	
100 U KINGDOM		226		3485	5631
327 FRANCE				75	
335 GERMANY W		260		4460	
400 U STATES		3047		20768	
TOOLS FOR USE IN MACHINES		3533		28788	
100 U KINGDOM		46531		481864	5632
305 AUSTRIA				1023	
306 BELGIUM				1956	
318 DENMARK		449		3192	
327 FRANCE		1297		6722	
335 GERMANY W		9731		105830	
344 ITALY		1260		2237	
354 NETHRLNDS		132		1890	
375 SWEDEN		736		18639	
376 SWITZRLND		1505		16712	
400 U STATES		585456		4756780	
AUTOMOBILES FREIGHT NEW	NO	647097		5396845	
100 U KINGDOM	17	28082	295	485349	5641
335 GERMANY W	40	45092	1007	1035577	
354 NETHRLNDS	2	7566	2	7566	
400 U STATES	862	3226937	7639	31584584	
AUTOS PASS NEW UNDER 1200 DOL	921	3307677	8943	33113076	
100 U KINGDOM	495	513461	11617	12041532	5642
335 GERMANY W	686	551679	10065	7604826	
344 ITALY	1	1059	3	2441	
400 U STATES			16	18545	
AUTOS PASS NEW 1200 TO 2100 DOL	1182	1066199	21701	19667344	
100 U KINGDOM	250	337534	3063	4056344	5643
335 GERMANY W	67	100162	557	761136	
354 NETHRLNDS	1	1831	2	3390	
400 U STATES	105	187576	22327	37556950	
AUTOS PASS NEW N O P	423	627103	25949	42377820	
100 U KINGDOM	23	76932	306	956678	5644
335 GERMANY W	6	17490	84	262147	
344 ITALY			1	4172	
354 NETHRLNDS			14	32207	
400 U STATES	199	579435	12790	34800251	
MOTOR OMNIBUSES NEW	228	673857	13195	36055455	
335 GERMANY W	18	21063	212	244643	5645
400 U STATES	96	942029	418	4623737	
PARTS OF MOTOR BUS BODIES 4381	114	963092	630	4868380	
100 U KINGDOM		269		4971	5646
335 GERMANY W		1633		14983	
354 NETHRLNDS				226	
400 U STATES		398996		4072457	
AXLES BRAKES CLUTCHES TRUCK		400898		4092637	
100 U KINGDOM		1673		50663	5648
305 AUSTRIA				3885	
306 BELGIUM				25687	
335 GERMANY W		4105		23011	
400 U STATES		1720611		17807040	
AUTOMOBILE PARTS N O P		1726389		17910286	
100 U KINGDOM		246987		2299204	5650
234 AUSTRALIA		581		1357	
305 AUSTRIA				1857	
306 BELGIUM				2196	
317 CZECHO S				243	
327 FRANCE				8244	
335 GERMANY W		88056		550076	
347 JAPAN				361	
354 NETHRLNDS				17599	
375 SWEDEN		3954		10469	
376 SWITZRLND				178	
381 ALASKA		477		2480	
400 U STATES		11334421		167053037	
BICYCLES N O P		11674476		169947301	
100 U KINGDOM	NO	8268	92256	1897612	5651
306 BELGIUM	44	850	96	1754	
327 FRANCE	75	1170	350	6845	
335 GERMANY W	561	8034	2202	30177	
344 ITALY	24	538	755	16595	
347 JAPAN	300	5024	302	5078	
354 NETHRLNDS			230	3939	
400 U STATES	95	1560	886	14704	
BICYCLE PARTS	9367	182579	97077	1976704	
100 U KINGDOM		46627		396458	5652
327 FRANCE		672		988	
335 GERMANY W		2155		31212	
347 JAPAN		201		11423	
354 NETHRLNDS				141	

IMPORTS INTO CANADA FOR CONSUMPTION

Articles and Countries from which Imported	MONTH OF AUGUST 1956		EIGHT MONTHS ENDED AUGUST 1956		Class Number
	Quantities	Values (\$)	Quantities	Values (\$)	
375 SWEDEN		325		5626	
400 U STATES		1076		10440	
CARS RAILWAY BOX AND FLAT		51056		456288	5653
100 U KINGDOM			12	28624	
400 U STATES	10	21125	44	80764	
CARS RAILWAY PASSENGER	10	21125	56	109388	5654
400 U STATES					
CARS RAILWAY TANK			5	73014	5655
400 U STATES			5	73014	
CARS RAILWAY N O P					5656
100 U KINGDOM			54	50950	
375 SWEDEN			24	10393	
400 U STATES	10	84350	478	409561	
CARS RAILWAY PARTS OF	10	84350	556	470904	5657
100 U KINGDOM		2263		40219	
335 GERMANY W		2912		4186	
400 U STATES		210231		1942140	
MOTOR RAIL CARS AND PARTS		215406		1986545	5658
100 U KINGDOM					
327 FRANCE	14	757623	31	1724403	
381 ALASKA				103	
400 U STATES	5	526090	32	2271126	
MOTOR CYCLES SIDE CARS AND PTS	19	1283713	63	3996332	5660
100 U KINGDOM					
305 AUSTRIA	1	88586	1417	682167	
317 CZECHOS	1	392	1	778	
318 DENMARK	2	413	29	8196	
327 FRANCE	1	110	1	110	
335 GERMANY W	2	528	7	1077	
344 ITALY	20	4664	508	104967	
347 JAPAN			324	64301	
354 NETHRLNDS	4	1100	4	1100	
400 U STATES	1	116	4	517	
MOTOR VEHICLES N O P	31	34461	363	344245	5661
100 U KINGDOM	243	130370	2658	1207458	
306 BELGIUM					
314 COLOMBIA	5	12066	123	177704	
327 FRANCE			1	946	
335 GERMANY W	2	1247	6	5718	
344 ITALY	1	582	37	21341	
361 PANAMA			39	8168	
381 ALASKA			1	2115	
400 U STATES	185	329170	1124	3612149	
TRACTION ENGINES NOP AND PARTS	193	343065	1334	3833503	5663
400 U STATES					
TRICYCLES N O P			1	543	5664
100 U KINGDOM			1	543	
335 GERMANY W	36	554	118	2288	
347 JAPAN			304	2712	
400 U STATES	50	116	50	116	
FRAMES FOR BICYCLES	712	3674	9047	42051	5670
TRUCKS BODIES FOR STREET CARS	798	4344	9519	47167	5671
FACTORY WAREHOUSE TRUCKS MOTOR					5672
100 U KINGDOM					
335 GERMANY W	6	20362	23	77368	
359 NORWAY			4	8930	
400 U STATES	75	360992	636	2843902	
FORK LIFT TRUCKS AND PARTS	81	381354	663	2930347	5674
100 U KINGDOM					
375 SWEDEN	4	14136	47	166163	
400 U STATES			3	613	
ROLLER BEARINGS AND PARTS NOP	184	837357	1568	7112335	5680
100 U KINGDOM	188	851493	1618	7279111	
305 AUSTRIA					
306 BELGIUM		32394		405702	
335 GERMANY W		644		20044	
344 ITALY				213	
354 NETHRLNDS		14261		201473	
375 SWEDEN		1962		8149	
376 SWITZRLND				11374	
381 ALASKA		14858		424920	
400 U STATES				6408	
ANCHORS FOR VESSELS		437614		76	5681
100 U KINGDOM		501733		4335704	
359 NORWAY				5414063	
400 U STATES	CWT				
BALL AND ROLR BRNGS FOR AUTOS	592	6625	2625	32865	5682
100 U KINGDOM					
306 BELGIUM					
	461	11462	3681	92987	
	1053	18087	6310	125972	
		1457		17917	
				92	

IMPORTS INTO CANADA FOR CONSUMPTION

Articles and Countries from which Imported	MONTH OF AUGUST 1956		EIGHT MONTHS ENDED AUGUST 1956		Class Number
	Quantities	Values (\$)	Quantities	Values (\$)	
335 GERMANY W		4293		29126	
354 NETHRLNDS		1169		2315	
375 SWEDEN				17684	
400 U STATES		393251		2376344	
		400170		2443478	
BALLS ROLLERS FOR BEARINGS					5683
100 U KINGDOM		135		1359	
305 AUSTRIA		56		56	
327 FRANCE				13753	
335 GERMANY W		410		67826	
344 ITALY				765	
375 SWEDEN		17524		108412	
400 U STATES		139155		456839	
		157280		649010	
BURNISHING BALLS					5684
100 U KINGDOM				899	
335 GERMANY W				491	
400 U STATES		1670		8685	
		1670		10075	
BALL BEARINGS AND PARTS N O P					5685
100 U KINGDOM		42651		271017	
305 AUSTRIA		16458		66017	
335 GERMANY W		21701		372064	
344 ITALY		2560		25061	
347 JAPAN				1210	
375 SWEDEN		23139		476613	
376 SWITZRLND		632		22821	
400 U STATES		380028		3588580	
		487169		4823383	
BOTTLES STEEL FOR GAS					5686
100 U KINGDOM		13891		76405	
220 BERMUDA		880		4510	
224 JAMAICA				232	
227 BAHAMAS		400		2550	
334 ST PIERRE				60	
400 U STATES		125293		1703522	
		140464		1787279	
BAYONETS SWORDS FOILS MASKS					5687
100 U KINGDOM		659		2705	
327 FRANCE		155		390	
335 GERMANY W				842	
344 ITALY				79	
347 JAPAN		109		109	
365 POLAND				122	
400 U STATES		106		8793	
		1029		13040	
MATERIALS FOR CREAM SEPARATORS					5688
DRUMS CYLINDERS BARRELS TANKS					5690
100 U KINGDOM		38791		225267	
335 GERMANY W				1770	
381 ALASKA				2192	
400 U STATES		264841		2129005	
		303632		2358234	
FRAMES FOR PURSES RETICULES					5691
100 U KINGDOM		7595		75942	
305 AUSTRIA		342		822	
306 BELGIUM		1062		33799	
327 FRANCE		196		2675	
335 GERMANY W		6624		54142	
344 ITALY		282		7795	
372 SPAIN		253		3814	
400 U STATES		10149		111632	
		26503		290621	
FURNITURE OF METAL					5692
100 U KINGDOM		61412		277669	
231 HONG KONG				4320	
305 AUSTRIA				335	
306 BELGIUM				109	
316 CUBA				150	
318 DENMARK		223		3723	
322 EGYPT				250	
327 FRANCE		55		747	
335 GERMANY W		3165		25696	
344 ITALY		187		5987	
347 JAPAN		955		3136	
354 NETHRLNDS				2663	
375 SWEDEN		162		10703	
376 SWITZRLND		102		2408	
381 ALASKA				7123	
383 HAWAII				363	
400 U STATES		685876		5813688	
		752137		6159070	
MATERIALS FOR BUOYS					5693
100 U KINGDOM		592		1193	
375 SWEDEN				1597	
400 U STATES		12673		114254	
		13265		117044	
GOLF SHAFTS OF SEAMLESS STEEL					5694
100 U KINGDOM		14523		110827	
400 U STATES				11148	
		14523		121975	
MATERIALS FOR RIFLES					5695
400 U STATES				12098	
				12098	

IMPORTS INTO CANADA FOR CONSUMPTION

117

Articles and Countries from which Imported	MONTH OF AUGUST 1956		EIGHT MONTHS ENDED AUGUST 1956		Class Number	
	Quantities	Values (\$)	Quantities	Values (\$)		
METAL PARTS FOR SHOTGUNS 400 U STATES				461	5696	
GUN BARRELS ROUGH BORED 100 U KINGDOM 375 SWEODEN 400 U STATES				1546 176302 174	5697	
GUNS RIFLES AIR GUNS FIREARMS 100 U KINGDOM 305 AUSTRIA 306 BELGIUM 317 CZECHO S 327 FRANCE 335 GERMANY W 344 ITALY 347 JAPAN 359 NORWAY 372 SPAIN 376 SWITZRLND 400 U STATES		55 55 15380 217 593 4193 2033 515 51492 74423		178022 491958 122 4003 3173 1584 24335 6913 92 1279 4504 601 323556 862120	5698	
GUNS NOT MADE IN CANADA 100 U KINGDOM 305 AUSTRIA 306 BELGIUM 317 CZECHO S 318 DENMARK 327 FRANCE 335 GERMANY W 344 ITALY 354 NETHRLNOS 359 NORWAY 372 SPAIN 375 SWEODEN 376 SWITZRLNO 400 U STATES		23063 214 30646 88 524 2608 4534 788 30643 230 716179 809517		94694 3615 164319 16160 11938 2300 5777 15444 645 3185 5939 431284 230 2534289 3289819	5699	
KNIFE FORK SCISSORS BLANKS 100 U KINGDOM 354 NETHRLNDS 400 U STATES		3033 14031 17064		15705 2742 114309 132756	5700	
METAL PARTS LOOSELEAF BINDERS 100 U KINGDOM 400 U STATES		10236 35751 45987		72645 351207 423852	5701	
MAGIC LANTERNS AND SLIOES 100 U KINGDOM 335 GERMANY W 344 ITALY 347 JAPAN 363 PERU 376 SWITZRLND 383 HAWAII 400 U STATES		1223 5021 73496 79740		11554 13472 102 3913 120 3138 576 548937	5702	
PRESSED STEEL BELT PULLEYS 100 U KINGDOM 400 U STATES		1822 16967 18789		9195 128348 137543	5703	
RAILWAY TIES FISH PLATES IRON 100 U KINGDOM 306 BELGIUM 327 FRANCE 335 GERMANY W 354 NETHRLNDS 400 U STATES	CWT	10197 396 39 1307 11939	58532 2438 241 11764 72975	132565 1418 39 2550 183 33820 170575	785222 7958 241 12551 1128 258511 1065611	5704
RAILWAY INTERSECTION LAYOUTS 381 ALASKA 400 U STATES				436 64453 64889	5705	
SAFES AND OODRS FOR VAULTS 100 U KINGDOM 335 GERMANY W 347 JAPAN 359 NORWAY 375 SWEDEN 400 U STATES		14868 326 1024 224 75473 91915		141105 123 326 5027 768 736535 883884	5706	
SCALES BALANCES WEIGHING BEAMS 100 U KINGDOM 306 BELGIUM 317 CZECHO S 335 GERMANY W 344 ITALY 347 JAPAN 354 NETHRLNDS 359 NORWAY 375 SWEDEN 376 SWITZRLND 384 P RICO 400 U STATES		19330 3852 666 887 267 1907 466966 493875		106423 30527 410 56642 1011 87 3579 230 7010 43621 184 2518935 2768659	5707	

IMPORTS INTO CANADA FOR CONSUMPTION

Articles and Countries from which Imported	MONTH OF AUGUST 1956		EIGHT MONTHS ENDED AUGUST 1956		Class Number
	Quantities	Values (\$)	Quantities	Values (\$)	
STEEL WOOL					5708
100 U KINGDOM		72		72	
400 U STATES		17075		108704	
		17147		108776	
LATH OF IRON OR STEEL	CWT				5709
100 U KINGDOM	106	1944	3376	44110	
335 GERMANY W			462	6401	
347 JAPAN			33	402	
400 U STATES	756	11392	13574	175182	
	862	13336	17445	226095	
VALVES IRON OR STEEL	N O P				5713
100 U KINGDOM		61519		394213	
318 DENMARK				1295	
335 GERMANY W		11530		18729	
347 JAPAN				5221	
354 NETHRLNDS		10937		113156	
375 SWEDEN		5012		17036	
400 U STATES		1087150		7140824	
		1176148		7690474	
MANUFACTURES OF IRON STEEL	NOP				5714
100 U KINGDOM		754753		4662040	
231 HONG KONG		3436		23869	
234 AUSTRALIA				494	
305 AUSTRIA		7977		17926	
306 BELGIUM		287		21308	
317 CZECHO S				839	
318 DENMARK		837		7635	
327 FRANCE		5552		36617	
335 GERMANY W		76422		421596	
344 ITALY		1627		182056	
347 JAPAN		23356		158819	
352 MEXICO				520	
354 NETHRLNDS		16030		113632	
359 NORWAY		351		8929	
360 ISRAEL				493	
372 SPAIN				523	
375 SWEDEN		47862		427698	
376 SWITZRLND		30954		73118	
381 ALASKA		266		2314	
384 P RICO				4118	
400 U STATES		6539178		50012106	
		7508888		56176650	
COOKING STOVES COAL OR WOOD	NO				5715
100 U KINGDOM	1	66	101	9657	
400 U STATES	13	865	747	30337	
	14	931	848	39994	
COOKING STOVES ELEC OVER 2500L	NO				5716
100 U KINGDOM			1	822	
400 U STATES	1162	160522	12581	1513892	
	1162	160522	12582	1514714	
COOKING STOVES GAS OVER 10 OOL	NO				5717
100 U KINGDOM			8	234	
335 GERMANY W			1	62	
400 U STATES	3184	255233	19038	1648232	
	3184	255233	19047	1648528	
COOKING STOVES OIL OVER 10 DOL	NO				5718
327 FRANCE	1	109	1	109	
381 ALASKA	1	100	1	100	
400 U STATES	459	16463	2030	59664	
	461	16672	2032	59873	
FURNACES DOMESTIC HOT WATER					5719
100 U KINGDOM		3316		3316	
400 U STATES		123350		566869	
		126666		570185	
FURNACES DOMESTIC WARM AIR	NO				5720
400 U STATES	4339	580350	21100	2941194	
	4339	580350	21100	2941194	
OIL BURNERS	NO				5721
335 GERMANY W			2	158	
354 NETHRLNDS			50	1435	
400 U STATES	520	41743	3489	370413	
	520	41743	3541	372006	
RADIATORS CAST IRON	SQ FT				5722
40D U STATES	4000	1490	18287	5702	
	4000	1490	18287	5702	
ELECTRIC COOKING APPARATUS NOP					5723
100 U KINGDOM		19426		114935	
327 FRANCE				242	
335 GERMANY W				1516	
344 ITALY		55		4018	
347 JAPAN				337	
376 SWITZRLND		824		1382	
400 U STATES		215351		1675740	
		235656		1798170	
HEATING COOKING APPARATUS NOP					5724
100 U KINGDOM		3921		22748	
306 BELGIUM				1283	
318 DENMARK				2611	
335 GERMANY W		2327		12268	
344 ITALY		464		2768	
375 SWEDEN		81		4695	
381 ALASKA				379	
400 U STATES		415206		2403264	
		421999		2450016	

IMPORTS INTO CANADA FOR CONSUMPTION

Articles and Countries from which Imported	MONTH OF AUGUST 1956		EIGHT MONTHS ENDED AUGUST 1956		Class Number
	Quantities	Values (\$)	Quantities	Values (\$)	
PARTS HEATING AND COOKING APP 100 U KINGDOM 327 FRANCE 335 GERMANY W 354 NETHRLNDS 375 SWEON 400 U STATES		1577		18997	5725
				3954	
				2279	
				89	
				638	
		1334634		9842669	
		1336211		9868626	
OVENS COMMERCIAL BAKERY 100 U KINGDOM 400 U STATES				24616	5726
		59425		251714	
		59425		276330	
GAS STOVE THERMOSTATS LIGHTERS 400 U STATES				48976	5727
		2265		48976	
		2265		48976	
HEATERS OIL 20 DOLLARS OR OVER 100 U KINGDOM 306 BELGIUM 327 FRANCE 335 GERMANY W 400 U STATES	NO		39	1122	5728
			2	54	
	3	200	3	200	
			2	164	
	3141	132556	17012	767429	
	3144	132756	17058	768969	
METAL STAMPINGS FOR BATHTUBS 400 U STATES	CWT				5729
	3007	54066	47448	854130	
	3007	54066	47448	854130	
INDUSTRIAL FURNACES AND PARTS 100 U KINGDOM 327 FRANCE 335 GERMANY W 344 ITALY 359 NORWAY 375 SWEON 376 SWITZRLND 400 U STATES		75628		105706	5730
				1105	
				5796	
				7975	
				45893	
		76		5464	
				946	
		223699		2011400	
		299403		2184285	
RANGE OIL BURNERS 400 U STATES	NO				5731
	4148	23381	5976	81633	
	4148	23381	5976	81633	
WATER HEATER PARTS 100 U KINGDOM 354 NETHRLNDS 400 U STATES		1409		2339	5733
		76		1026	
		29233		396419	
		30718		399784	
WATER HEATERS GAS 100 U KINGDOM 335 GERMANY W 354 NETHRLNDS 400 U STATES	NO				5734
	109	4502	285	13625	
	170	5288	261	9319	
	27	729	29	860	
	3347	167405	14678	784912	
	3653	177924	15253	808716	
WATER HEATERS ELECTRIC 100 U KINGDOM 335 GERMANY W 400 U STATES	NO				5735
			869	17525	
	185	463	185	463	
	1176	56856	11218	558429	
	1361	57319	12272	576417	
WATER HEATERS N O P 100 U KINGDOM 381 ALASKA 400 U STATES	NO				5736
			11	824	
			16	741	
	253	14663	2292	127312	
	253	14663	2319	128877	

IMPORTS INTO CANADA FOR CONSUMPTION

121

Articles and Countries from which Imported	MONTH OF AUGUST 1956		EIGHT MONTHS ENDED AUGUST 1956		Class Number
	Quantities	Values (\$)	Quantities	Values (\$)	
<u>GROUP 6</u>					
NONFERROUS METALS AND PRODUCTS					
ALUMINA AND BAUXITE N O P	CWT				6001
100 U KINGDOM			225	3129	
221 B GUIANA	151705	186364	1220987	1217826	
356 SURINAM	249754	211457	1164984	961499	
400 U STATES	18790	35725	676358	1095153	
	420249	433546	3062554	3277607	
BAUXITE ALUMINA FOR REFINING	CWT				6002
221 B GUIANA	4452896	1196751	14490291	3822983	
224 JAMAICA	221800	763067	1906814	6162229	
328 FR AFRICA	907589	247008	4908576	1335888	
347 JAPAN			263511	778541	
356 SURINAM	923283	244491	6036509	1603564	
400 U STATES			1	410	
	6505568	2451317	27605702	13703615	
CRYOLITE OR KRYOLITE	CWT				6003
318 DENMARK	230708	351793	274800	824793	
335 GERMANY W	27555	324253	181905	2141653	
400 U STATES	20	276	1178	13376	
	258283	676322	457883	2979822	
ALUMINUM PIGS INGOTS BLOCKS	CWT				6004
100 U KINGDOM			1277	37619	
375 SWEDEN			306	8108	
400 U STATES	536	10375	22122	653520	
	536	10375	23705	699247	
ALUMINUM SCRAP	CWT				6005
400 U STATES	526	11652	21084	497235	
	526	11652	21084	497235	
ALUMINUM ANGLES CHANNELS BEAMS	CWT				6006
100 U KINGDOM	571	26708	6381	285562	
400 U STATES	865	68777	6145	462721	
	1436	95485	12526	748283	
ALUMINUM BAR ROD AND WIRE RODS	CWT				6007
100 U KINGDOM	711	27851	3510	155883	
306 BELGIUM	175	7514	175	7514	
335 GERMANY W	216	8952	216	8952	
400 U STATES	286	21524	8706	414162	
	1388	65841	12607	586511	
ALUMINUM LEAF OR FOIL					6009
100 U KINGDOM		60999		301544	
305 AUSTRIA		5763		16104	
318 DENMARK				118	
335 GERMANY W		4267		15257	
354 NETHRLNDS				2479	
376 SWITZRLND				1218	
400 U STATES		54292		321390	
		125321		658110	
ALUMINUM PIPES AND TUBES	CWT				6010
100 U KINGDOM	1155	59482	8759	446331	
335 GERMANY W			6	282	
400 U STATES	853	47052	25538	1421493	
	2008	106534	34303	1868106	
ALUMINUM PLATES SHEETS STRIPS	CWT				6011
100 U KINGDOM	26550	1016468	139949	5242662	
306 BELGIUM			290	11438	
335 GERMANY W			7	248	
376 SWITZRLNO	22	974	680	31265	
400 U STATES	9007	425837	48167	2472462	
	35579	1443279	189093	7758075	
ALUMINUM POWDER AND PASTE	LB				6012
100 U KINGDOM	22250	7241	118154	39326	
335 GERMANY W			5732	3055	
400 U STATES	18319	10161	73547	41366	
	40569	17402	197433	83747	
ALUMINUM WIRE AND CABLE	CWT				6013
100 U KINGDOM	1002	40384	9867	272264	
400 U STATES	84	6165	4434	221644	
	1086	46549	14301	493908	
ALUMINUM HOUSEHOLD HOLLOW WARE					6014
100 U KINGDOM		4227		35645	
327 FRANCE				848	
335 GERMANY W		301		6764	
344 ITALY		15247		74543	
347 JAPAN		9697		40394	
354 NETHRLNDS				181	
372 SPAIN		1432		2602	
376 SWITZRLND		61		2095	
400 U STATES		75156		740444	
		106121		903516	
ALUMINUM MANUFACTURES N O P					6015
100 U KINGDOM		176667		754590	
224 JAMAICA				245	
231 HONG KONG		706		1081	
305 AUSTRIA		191		1308	
306 BELGIUM		504		3521	
318 DENMARK				678	
327 FRANCE		515		3684	
335 GERMANY W		5687		30390	
344 ITALY		7351		31075	
347 JAPAN		4376		29680	

IMPORTS INTO CANADA FOR CONSUMPTION

Articles and Countries from which Imported	MONTH OF AUGUST 1956		EIGHT MONTHS ENDED AUGUST 1956		Class Number
	Quantities	Values (\$)	Quantities	Values (\$)	
354 NETHRLNDS		248		17810	
375 SWEDEN		1716		14332	
376 SWITZRLND		1392		11539	
400 U STATES		1060924		8458348	
BRASS IN BLOCKS INGOTS OR PIGS	CWT	1260277		9358281	6021
400 U STATES			77	5716	
BRASS SCRAP	CWT		77	5716	6022
100 U KINGDOM			20	249	
220 BERMUDA			16	255	
352 MEXICO			117	3502	
381 ALASKA			12	239	
384 P RICO			118	1297	
400 U STATES	1341	30407	7707	217507	
BRASS IN BARS AND RODS	CWT	1341	7990	223049	6023
100 U KINGDOM	1572	50099	4281	150466	
335 GERMANY W	201	11194	205	11461	
400 U STATES	158	13494	1569	104328	
BRASS IN STRIPS SHEETS PLATES	CWT	1931	6055	266255	6024
100 U KINGDOM	839	31584	8084	364867	
306 BELGIUM	276	22156	116	5113	
400 U STATES	1115	53740	2490	179841	
BRASS TUBING	CWT		10690	549821	6025
100 U KINGDOM	37	1956	1160	78720	
335 GERMANY W	5	279	208	20799	
376 SWITZRLND			26	2582	
400 U STATES	1836	123816	10975	873812	
METAL CAPS FOR ELEC BATTERIES		1878	12369	975913	6026
400 U STATES		2152		29871	
BRASS CUPS FOR PAPER CARTRIDGE		2152		29871	6027
BRASS OR BRONZE COIN LOCKS					6029
400 U STATES		237		2739	
BRASS HAND PUMPS N O P		237		2739	6030
100 U KINGDOM				321	
400 U STATES		581		19457	
BRASS VALVES		581		19778	6031
100 U KINGDOM		4987		39800	
318 DENMARK		1944		30856	
335 GERMANY W		1580		30791	
344 ITALY		10234		98094	
347 JAPAN		9607		36884	
354 NETHRLNDS		2683		7654	
359 NORWAY				314	
360 ISRAEL				11312	
375 SWEDEN		10226		51368	
400 U STATES		336093		2955865	
BRASS METERS AND PARTS		377354		3262938	6032
100 U KINGDOM		6307		41567	
335 GERMANY W		185		185	
400 U STATES		38624		317984	
BRASS WIRE N O P	LB	45116		359736	6033
100 U KINGDOM	780	820	65114	34244	
335 GERMANY W			319	216	
400 U STATES	2040	1771	37979	35306	
BRASS WIRE CLDTH OR WOVEN WIRE		2820	103412	69766	6034
100 U KINGDOM		124		5774	
327 FRANCE				355	
335 GERMANY W		13700		93669	
347 JAPAN				1916	
354 NETHRLNDS				395	
400 U STATES		923		26143	
BRASS MANUFACTURES N O P		14747		128252	6035
100 U KINGDOM		44777		583126	
215 INDIA		682		12378	
231 HONG KONG		5706		20606	
305 AUSTRIA		207		1166	
306 BELGIUM		305		7404	
317 CZECHO S				72	
318 DENMARK		1991		4675	
327 FRANCE		2514		16259	
335 GERMANY W		12893		67065	
336 GREECE		67		67	
344 ITALY		15044		141827	
347 JAPAN		17566		95506	
348 KOREA				1150	
352 MEXICO		189		189	
354 NETHRLNDS		16373		63686	
360 ISRAEL				8560	
366 PORTUGAL				554	
371 THAILAND				217	
372 SPAIN				208	
375 SWEDEN		4463		12252	
376 SWITZRLND		712		6269	

IMPORTS INTO CANADA FOR CONSUMPTION

123

Articles and Countries from which Imported	MONTH OF AUGUST 1956		EIGHT MONTHS ENDED AUGUST 1956		Class Number
	Quantities	Values (\$)	Quantities	Values (\$)	
389 IRELAND				1106	
392 SYRIA				440	
400 U STATES		1001248		9042635	
		1124737		10087417	
BRASS WIRE FOR FOURDRINIER					6036
COPPER IN BLOCKS PIGS INGOTS	CWT				6042
207 UN SO AFR	19039	782506	49277	2044282	
400 U STATES	20	1122	1535	66243	
	19059	783628	50812	2110525	
COPPER SCRAP	CWT				6043
100 U KINGDOM			8404	410284	
381 ALASKA			9	233	
384 P RICO			50	1095	
400 U STATES	8	156	82702	3443233	
	8	156	91165	3854845	
COPPER BARS FOR ELECTRIC WIRES	CWT				6044
100 U KINGDOM			6719	318149	
400 U STATES	2570	96987	24996	920417	
	2570	96987	31715	1238566	
COPPER IN BARS OR RODS N O P	CWT				6046
400 U STATES	44	3604	1683	70290	
	44	3604	1683	70290	
COPPER IN STRIPS SHEETS PLATES	CWT				6047
100 U KINGDDM	669	30314	3252	175245	
400 U STATES	63	5737	1146	112679	
	732	36051	4398	287924	
COPPER TUBING	CWT				6048
100 U KINGDOM	1432	77564	5806	373802	
400 U STATES	376	32255	5898	427410	
	1808	109819	11704	801212	
COPPER ROLLERS FOR WALL PAPER					6049
100 U KINGDOM		1320		30112	
400 U STATES		701		7214	
		2021		37326	
COPPER WIRE N O P	LB				6050
100 U KINGDOM	7504	2261	10994	5937	
400 U STATES	1814	2795	115789	118602	
	9318	5056	126783	124539	
COPPER WIRE CLOTH WOVEN WIRE					6051
100 U KINGDOM		288		787	
335 GERMANY W		182		4208	
400 U STATES		470		18808	
				23803	
COPPER MANUFACTURES OF N O P					6052
100 U KINGDOM		1895		18190	
215 INDIA				143	
305 AUSTRIA				69	
306 BELGIUM		688		1260	
318 DENMARK		52		112	
322 EGYPT				1478	
327 FRANCE		1003		1003	
335 GERMANY W		252		6611	
344 ITALY		619		1800	
347 JAPAN		244		1285	
354 NETHRLNDS		78		27452	
375 SWEDEN				3740	
376 SWITZRLND				480	
392 SYRIA				432	
400 U STATES		80591		968040	
		85422		1032095	
LEAD IN PIGS AND BLOCKS	LB				6061
100 U KINGDOM			43628	6681	
400 U STATES			25142	8298	
			68770	14979	
LEAD OLD AND SCRAP	LB				6062
224 JAMAICA	22400	493	56960	1221	
338 HAITI			11707	281	
400 U STATES	5340	314	16666	1510	
	27740	807	85333	3012	
LEAD IN BARS AND SHEETS	LB				6063
100 U KINGDOM			28651	4670	
306 BELGIUM			38338	5820	
400 U STATES	613	136	18244	4134	
	613	136	85233	14624	
LEAD PIPE	LB				6064
LEAD CAPSULES FOR BOTTLES					6065
100 U KINGDOM		1335		46992	
327 FRANCE				1690	
335 GERMANY W				5085	
354 NETHRLNDS				3926	
400 U STATES				3739	
		1335		61432	
LEAD SHOT AND BULLETS	LB				6066
100 U KINGDOM	1120	222	3560	1700	
375 SWEDEN			540	356	
400 U STATES	1175	2315	1623	2953	
	2295	2537	5723	5009	
TEA LEAD	LB				6067
LEAD MANUFACTURES N O P					6068
100 U KINGDOM		1379		27220	
306 BELGIUM		127		127	
327 FRANCE				1203	
335 GERMANY W				132	

IMPORTS INTO CANADA FOR CONSUMPTION

Articles and Countries from which Imported	MONTH OF AUGUST 1956		EIGHT MONTHS ENDED AUGUST 1956		Class Number
	Quantities	Values (\$)	Quantities	Values (\$)	
354 NETHRLNDS				2359	
400 U STATES		16554		138592	
ROOS 90 PC NICKEL FOR WIRE		18060		169633	6070
400 U STATES	LB				
	10168	12422	23255	28435	
NICKEL NICKEL SILVER IN INGOTS		12422	23255	28435	6071
400 U STATES	LB				
			333088	91553	
NICKEL BARS ROOS STRIPS SHEETS			333088	91553	6072
100 U KINGDOM	LB				
359 NORWAY	393	454	16534	22251	
400 U STATES	30260	19098	61638	39539	
	271737	242271	2901485	2903391	
NICKEL SILVER BARS RODS STRIPS		261823	2979657	2965181	6073
400 U STATES	LB				
	599	591	21498	13997	
NICKEL CHROMIUM IN BARS RODS		591	21498	13997	6074
100 U KINGDOM	LB				
400 U STATES	1561	2460	17479	12893	
	1561	2460	27429	37095	
NICKEL MANUFACTURES NOT PLATED					6075
100 U KINGDOM		2383		11747	
327 FRANCE				386	
344 ITALY		287		816	
354 NETHRLNDS				108	
375 SWEDEN				1175	
400 U STATES		12774		123877	
		15444		138109	
NICKEL AND PLATED HOLLOW WARE					6076
100 U KINGDOM				787	
400 U STATES		134		2371	
		134		3158	
NICKEL PLATED WARE N O P					6077
100 U KINGDOM		13782		133318	
215 INDIA		103		239	
305 AUSTRIA		1471		6517	
306 BELGIUM				62	
318 DENMARK				453	
327 FRANCE		699		5729	
335 GERMANY W		27479		156719	
344 ITALY		938		14359	
347 JAPAN		7482		49627	
354 NETHRLNDS		1127		9981	
371 THAILAND		161		161	
372 SPAIN				500	
375 SWEDEN		98		524	
376 SWITZRLNO		382		3800	
400 U STATES		70454		738309	
		124176		1120298	
ELECTRO PLATED WARE GILT WARE					6082
100 U KINGDOM		97238		813575	
207 UN SO AFR		465		938	
215 INDIA		118		4081	
231 HONG KONG		3759		14530	
234 AUSTRALIA				67	
305 AUSTRIA		763		22883	
306 BELGIUM		61		702	
317 CZECHO S		767		3247	
318 DENMARK		1425		1744	
327 FRANCE		3563		11132	
335 GERMANY W		53364		361740	
344 ITALY		21499		138673	
347 JAPAN		109161		725643	
354 NETHRLNDS		5648		15560	
372 SPAIN				1151	
375 SWEDEN		314		6144	
376 SWITZRLND		2138		8558	
400 U STATES		1119683		9343084	
		1419966		11473452	
GOLO SILVER SWEEPS GOLO FRINGE					6084
100 U KINGDOM				108	
327 FRANCE		1653		8150	
335 GERMANY W		135		135	
400 U STATES		583		38297	
		2371		46690	
GOLO SILVER OUTCH METAL LEAF					6085
100 U KINGDOM		2367		32442	
335 GERMANY W		175		1923	
344 ITALY				164	
400 U STATES		4686		58972	
		7228		93501	
GOLD MANUFACTURES N O P					6086
100 U KINGDOM		6022		31688	
335 GERMANY W		1128		5731	
376 SWITZRLNO		3048		5307	
400 U STATES		7023		54953	
		17221		97679	
PLATINUM PALLADIUM IRIIDIUM					6087
100 U KINGDOM		1300402		13499607	
359 NORWAY				5357	
380 USSR				240073	
400 U STATES		8950		127753	
		1309352		13920790	
PLATINUM CRUCIBLES					6088
400 U STATES		122713		1215768	
		122713		1215768	

IMPORTS INTO CANADA FOR CONSUMPTION

125

Articles and Countries from which Imported	MONTH OF AUGUST 1956		EIGHT MONTHS ENDED AUGUST 1956		Class Number
	Quantities	Values (\$)	Quantities	Values (\$)	
PLAT RETORT FOR SULPHURIC ACID					6089
BLACK OXIDE COPPER FOR COLOURS	LB				6090
400 U STATES			500	265	
SILVER UNMANUFACTURED			500	265	
100 U KINGDOM	02		3411	3077	6091
400 U STATES		350 288	5793	5392	
COIN FOREIGN EXCEPT GOLD		350 288	9204	8469	6092
TOILET ARTICLES OF STERLING					6093
100 U KINGDOM		7830		13530	
335 GERMANY W				547	
400 U STATES		1493		3595	
SILVER MANUFACTURES N O P		9323		17672	6094
100 U KINGDOM		39418		286881	
224 JAMAICA				112	
231 HONG KONG				215	
234 AUSTRALIA				176	
318 DENMARK		2784		19550	
322 EGYPT				72	
327 FRANCE		91		632	
335 GERMANY W		1757		11657	
344 ITALY		352		2188	
347 JAPAN				1904	
352 MEXICO		286		2169	
354 NETHRLNDS				572	
359 NORWAY		80		928	
375 SWEDEN		628		4227	
376 SWITZRLND				896	
388 YUGD SLAV				135	
400 U STATES		14533		128642	
TIN BLOCKS PIGS OR BARS	CWT	59929		460956	6101
100 U KINGDOM		336 31942	4055	388522	
218 MALAYA		3360 312383	18021	1720250	
306 BELGIUM		3136 296206	18144	1755789	
354 NETHRLNDS		336 32165	7122	699800	
366 PORTUGAL			220	21565	
400 U STATES			7476	762755	
TINFOIL	LB	7168 672696	55038	5348681	6102
100 U KINGDOM			178	126	
400 U STATES		2619 2625	11828	13421	
COLLAPSIBLE TUBES OF METAL		2619 2625	12006	13547	6103
100 U KINGDOM				907	
400 U STATES		4903		102700	
ZINC SPELTER	CWT	4903		103607	6111
ZINC BLOCKS PIGS BARS PLATES	CWT				6112
100 U KINGDOM			251	4931	
335 GERMANY W			60	1164	
400 U STATES		31 803	1084	32760	
ZINC STRIP AND SHEETS	CWT	31 803	1395	38855	6113
100 U KINGDOM		423 8193	884	16637	
306 BELGIUM		53 961	1549	30030	
335 GERMANY W		438 7542	4106	73764	
400 U STATES		2438 55688	13323	358149	
ZINC DUST	CWT	3352 72384	19862	478580	6115
100 U KINGDOM		662 9181	4916	77485	
400 U STATES		136 2471	2400	38586	
ZINC MANUFACTURES N O P		798 11652	7316	116071	6116
100 U KINGDOM				24115	
306 BELGIUM		5047		8051	
327 FRANCE		211		760	
335 GERMANY W				11839	
400 U STATES		196535		1630226	
ZINC SLUGS FOR DRY BATTERIES		201793		1675061	6117
327 FRANCE				166	
400 U STATES		44228		209230	
ALLOYS OF COPPER		44228		210096	6119
100 U KINGDOM					
335 GERMANY W		945		16330	
375 SWEDEN		20104		36450	
400 U STATES				1030	
ALLOYS OF MAGNESIUM		35308		299165	6120
100 U KINGDOM		56357		352975	
400 U STATES					
BABBITT METAL IN BLOCKS BARS	CWT				6121
100 U KINGDOM			45	2868	
400 U STATES		30 2173	188	16067	
BRITANNIA METAL PIGS BLOCKS	CWT	30 2173	233	18935	6122

IMPORTS INTO CANADA FOR CONSUMPTION

Articles and Countries from which Imported	MONTH OF AUGUST 1956		EIGHT MONTHS ENDED AUGUST 1956		Class Number
	Quantities	Values (\$)	Quantities	Values (\$)	
BRITANNIA METAL MANUFACTURES					6123
100 U KINGDOM		900		7661	
318 DENMARK		85		2236	
400 U STATES		760		11936	
		1745		21833	
CHROMIUM TUNGSTEN FOR ALLOYS	LB				6124
100 U KINGDOM	11200	10323	59781	89991	
305 AUSTRIA			24	310	
335 GERMANY W			200	678	
400 U STATES			67380	282617	
	16723	50099	127385	373596	
ALLOY SLUGS CAST WITH DIAMONDS					6125
400 U STATES		833		24091	
		833		24091	
PHOSPHOR TIN PHOSPHOR BRONZE	LB				6126
100 U KINGDOM	93077	66215	740661	553640	
335 GERMANY W	74334	43623	230192	143272	
400 U STATES	22908	23282	202535	183358	
	190319	133120	1173388	880270	
WATCHES OVER ONE JEWEL					6127
100 U KINGDOM		3919		4950	
231 HONG KONG				137	
305 AUSTRIA				504	
327 FRANCE		10067		24030	
335 GERMANY W		5154		61398	
344 ITALY				175	
376 SWITZRLND		88866		608421	
400 U STATES		1910		19460	
		109916		719075	
WATCHES ONE OR NO JEWEL					6128
100 U KINGDOM				8031	
305 AUSTRIA		861		1930	
335 GERMANY W		1139		4528	
375 SWEDEN				280	
376 SWITZRLND		27376		225485	
400 U STATES		583		12502	
		29959		252756	
WATCH ACTIONS OVER ONE JEWEL					6129
100 U KINGDOM				16631	
327 FRANCE		20899		69398	
335 GERMANY W		33963		128337	
344 ITALY				229	
376 SWITZRLND		277141		2361639	
400 U STATES		35901		142560	
		367904		2718794	
WATCH ACTIONS ONE OR NO JEWEL					6130
100 U KINGDOM		13175		38570	
327 FRANCE				1585	
335 GERMANY W				8995	
376 SWITZRLND		14236		53977	
400 U STATES				1953	
		27411		105080	
CLOCKS	NO				6131
100 U KINGDOM	697	6672	22617	64993	
306 BELGIUM			14	78	
318 DENMARK		75	1	75	
327 FRANCE	6000	7596	18124	23648	
335 GERMANY W	47655	113383	285035	686337	
344 ITALY			277	624	
347 JAPAN	1940	4018	2094	4452	
354 NETHRLNDS			14	348	
375 SWEDEN			28	509	
376 SWITZRLND	426	4284	5243	33572	
400 U STATES	9526	44253	112262	547668	
	66245	180281	445709	1362304	
CLOCK MOVEMENTS AND CASES					6132
100 U KINGDOM		4444		27889	
327 FRANCE		3486		6972	
335 GERMANY W		3037		18323	
376 SWITZRLND		3548		4008	
400 U STATES		8271		65666	
		22786		122858	
PARTS OF CLOCK MOVEMENTS					6133
100 U KINGDOM		9437		37840	
335 GERMANY W				5134	
354 NETHRLNDS				3925	
359 NORWAY				2734	
376 SWITZRLND				2636	
400 U STATES		21284		265691	
		30721		317960	
TIME RECORDERS					6134
100 U KINGDOM		596		7181	
225 TRINIDAD		2808		12133	
318 DENMARK				190	
335 GERMANY W		95		2625	
376 SWITZRLND		262		4694	
400 U STATES		12588		117969	
		16349		144792	
WATCH CASES AND PARTS					6136
100 U KINGDOM		2097		9815	
231 HONG KONG		899		4604	
327 FRANCE		5741		81484	
335 GERMANY W		8955		71651	
347 JAPAN		51		294	
354 NETHRLNDS				626	
376 SWITZRLND		31403		246996	

IMPORTS INTO CANADA FOR CONSUMPTION

127

Articles and Countries from which Imported	MONTH OF AUGUST 1956		EIGHT MONTHS ENDED AUGUST 1956		Class Number
	Quantities	Values (\$)	Quantities	Values (\$)	
400 U STATES		86055		581049	
PARTS OF WATCH MOVEMENTS		135201		996519	6138
100 U KINGDOM		3728		77469	
327 FRANCE		478		7582	
335 GERMANY W		1669		16812	
347 JAPAN		61		203	
376 SWITZRLND		15835		268906	
400 U STATES		17459		139917	
BATTERIES FLASHLIGHT AND PARTS		39230		510889	6139
231 HONG KONG		412		3626	
400 U STATES		2162		40714	
BATTERIES HEARING AID AND PTS		2574		44340	6140
400 U STATES		27990		218088	
BATTERIES ELECTRIC PRIMARY NOP		27990		218088	6141
100 U KINGDOM		225		9112	
231 HONG KONG		91		748	
327 FRANCE				10874	
335 GERMANY W				5081	
347 JAPAN				2141	
400 U STATES		47844		351068	
BATTERIES STORAGE N O P PARTS		48160		379024	6142
100 U KINGDOM		12784		187256	
305 AUSTRIA				74	
327 FRANCE		131		10089	
335 GERMANY W				9491	
375 SWEDEN				2086	
400 U STATES		102230		1089565	
APPARATUS ELECTRIC HEATING NOP		115145		1298561	6143
100 U KINGDOM		10943		49807	
327 FRANCE				742	
335 GERMANY W		962		9435	
344 ITALY				1830	
347 JAPAN				74	
375 SWEDEN				446	
384 P RICO				1392	
400 U STATES		217882		1239854	
DYNAMOS GENERATORS AND PTS NOP		229787		1303580	6144
100 U KINGDOM		630286		1977686	
306 BELGIUM				386	
317 CZECHO S				120	
318 DENMARK				202	
327 FRANCE				1645	
335 GERMANY W		1720		30742	
347 JAPAN				863	
354 NETHRLNDS				118036	
359 NORWAY		541		541	
375 SWEDEN				4335	
376 SWITZRLND				48256	
381 ALASKA		60		140	
383 HAWAII				5700	
400 U STATES		1229745		7984018	
FUSES FUSE PLUGS CUTOUTS PARTS		1862352		10172670	6145
100 U KINGDOM		17711		92726	
327 FRANCE		113		4996	
335 GERMANY W				140	
354 NETHRLNDS		563		563	
375 SWEDEN				89	
376 SWITZRLND		218		526	
400 U STATES		80871		817079	
FLUORESCENT TUBES ARC LAMPS		99476		916119	6146
100 U KINGDOM	NO	B	59	718	2644
354 NETHRLNDS				7183	2670
375 SWEDEN				170	492
400 U STATES		37769	32827	600282	423679
LAMPS ELECTRIC CARBON FILAMENT		37777	32886	608353	429485
400 U STATES	NO			3506	755
LAMPS ELECTRIC METAL FILAMENT				3506	755
100 U KINGDOM	NO	9415	2070	99560	12387
231 HONG KONG				612550	5018
305 AUSTRIA				1162	651
306 BELGIUM				25590	3531
327 FRANCE				1231	787
335 GERMANY W		3098	331	9002	2436
344 ITALY		60	98	60	98
347 JAPAN		346000	9796	7855500	130579
354 NETHRLNDS		124498	8291	1010543	71023
375 SWEDEN				660	800
400 U STATES		616599	121060	7694337	1294413
LIGHTS HEAD SIDE TAIL TORCHES		1099670	141646	17310195	1521723
100 U KINGDOM			1159		34131
231 HONG KONG			62892		201879
317 CZECHO S			1015		1870
327 FRANCE			111		571
335 GERMANY W			2774		36538

IMPORTS INTO CANADA FOR CONSUMPTION

Articles and Countries from which Imported	MONTH OF AUGUST 1956		EIGHT MONTHS ENDED AUGUST 1956		Class Number
	Quantities	Values (\$)	Quantities	Values (\$)	
347 JAPAN		4265		8881	
354 NETHRLNDS		139		1499	
376 SWITZRLND		218		218	
400 U STATES		72813		633774	
		145386		919361	
ELECTRIC LIGHT FIXTURES N O P					6150
100 U KINGDOM		18203		63738	
231 HONG KONG		1934		3901	
305 AUSTRIA		714		5449	
306 BELGIUM		2680		3758	
317 CZECHO S		1679		14124	
318 DENMARK		4154		9319	
326 FINLAND				170	
327 FRANCE		4687		18838	
335 GERMANY W		12717		72060	
344 ITALY		6238		37831	
347 JAPAN		5111		25010	
352 MEXICO				120	
354 NETHRLNDS		5440		14699	
359 NORWAY		1058		21645	
372 SPAIN		1121		8030	
375 SWEDEN		1919		8193	
376 SWITZRLND		617		617	
390 GERMANY E		170		170	
400 U STATES		535963		4041692	
		604405		4349364	
LIGHTNING ARRESTERS REACTORS					6151
100 U KINGDOM		12690		33762	
327 FRANCE		4332		6251	
375 SWEDEN		2116		17620	
376 SWITZRLND		10373		38509	
400 U STATES		45042		296327	
		74553		392469	
MAGNETOS FOR GAS ENGINES					6152
100 U KINGDOM		799		1720	
400 U STATES		2552		38045	
		3351		39765	
METERS ELECTRIC AND PARTS NOP					6153
100 U KINGDOM		24967		222473	
305 AUSTRIA				1589	
318 DENMARK				109	
327 FRANCE				715	
335 GERMANY W		223		1228	
347 JAPAN		458		21381	
354 NETHRLNDS				3572	
359 NORWAY				367	
375 SWEDEN				114	
376 SWITZRLND		2264		30604	
400 U STATES		261770		2006059	
		289682		2288211	
MOTORS ELECTRIC UNDER 10 DOL	NO				6154
100 U KINGDOM	800	3457	4072	26052	
306 BELGIUM			2688	4920	
335 GERMANY W			20	132	
347 JAPAN	1205	1765	2925	2314	
354 NETHRLNDS			181	1160	
400 U STATES	10825	35692	91247	349966	
	12830	40914	101133	384544	
MOTORS ELECTRIC NOP AND PARTS					6155
100 U KINGDOM		208045		1681055	
306 BELGIUM		15878		79695	
318 DENMARK				1442	
335 GERMANY W		903		32243	
344 ITALY		12671		14018	
347 JAPAN				1053	
354 NETHRLNDS		4067		11113	
359 NORWAY		165		514	
375 SWEDEN		299		13468	
376 SWITZRLND		29648		39453	
400 U STATES		1576741		10583813	
		1848417		12457867	
RHEOSTATS CONTROLLERS STARTERS					6156
100 U KINGDOM		119058		368481	
231 HONG KONG				4138	
305 AUSTRIA				742	
318 DENMARK		332		3564	
335 GERMANY W		126		4768	
344 ITALY				337	
354 NETHRLNDS				216	
376 SWITZRLND		178		48852	
400 U STATES		1003250		7705485	
		1122944		8136583	
SAD IRONS ELECTRIC AND PARTS					6157
100 U KINGDOM		9488		57284	
335 GERMANY W				54	
361 PANAMA				62	
400 U STATES		48915		441725	
		58403		499125	
SELFCONTAINED LIGHTING OUTFITS					6158
100 U KINGDOM				908	
400 U STATES		1883		19782	
		1883		20690	
SOCKETS OUTLETS RECEPTACLES					6159
100 U KINGDOM		4092		10769	
354 NETHRLNDS				204	
400 U STATES		200571		1875029	
		204663		1886002	

IMPORTS INTO CANADA FOR CONSUMPTION

129

Articles and Countries from which Imported	MONTH OF AUGUST 1956		EIGHT MONTHS ENDED AUGUST 1956		Class Number	
	Quantities	Values (\$)	Quantities	Values (\$)		
SPARK PLUGS MAGNETOS IGNITION					6160	
100 U KINGDOM		110		42692		
335 GERMANY W				9403		
400 U STATES		31246		515096		
		31356		567191		
SWITCHES SWITCHBOARDS AND PTS					6161	
100 U KINGDOM		192500		1850616		
305 AUSTRIA				3042		
327 FRANCE		14501		44516		
335 GERMANY W		780		49423		
347 JAPAN		1322		2660		
359 NORWAY				98		
375 SWEDEN				1647		
376 SWITZRLND		86731		703457		
400 U STATES		1078460		8986814		
		1374294		11642273		
SWITCHGEAR FOR MINES					6162	
100 U KINGDOM		931		34162		
400 U STATES		19768		100243		
		20699		134405		
TELEGRAPH APPARATUS AND PARTS					6163	
100 U KINGDOM		211233		761591		
218 MALAYA				4950		
335 GERMANY W		200		1545		
400 U STATES		487370		3925381		
		698803		4693467		
TELEPHONE APPARATUS AND PARTS					6164	
100 U KINGDOM		179738		1686965		
234 AUSTRALIA				1295		
305 AUSTRIA				4148		
306 BELGIUM				5079		
318 DENMARK				8335		
335 GERMANY W		3230		12488		
347 JAPAN				2396		
354 NETHRLNDS				7934		
375 SWEDEN		2063		65420		
376 SWITZRLND				2410		
381 ALASKA				130		
400 U STATES		1268401		8971159		
		1453432		10767759		
TRANSFORMERS AND PARTS N O P					6165	
100 U KINGDOM		126839		1311042		
305 AUSTRIA				69635		
318 DENMARK				315		
327 FRANCE				2953		
335 GERMANY W		1116		49067		
344 ITALY				318		
347 JAPAN		476		2116		
354 NETHRLNDS		398		18661		
375 SWEDEN		8809		60887		
376 SWITZRLND		5975		777487		
381 ALASKA				597		
400 U STATES		639489		4610516		
		783102		6903594		
RADIO TUBES					6166	
100 U KINGDOM	NO	545	6405	19474		162884
335 GERMANY W		1024	504	1024		504
344 ITALY				4150		1809
354 NETHRLNDS		42650	29666	345549		149250
376 SWITZRLND				24		512
400 U STATES		682174	640298	5598144		6134394
		726393	676873	5968365	6449353	
RADIO APPARATUS N O P					6167	
100 U KINGDOM		395391		3280178		
305 AUSTRIA				2357		
318 DENMARK		575		7751		
327 FRANCE		50366		50366		
335 GERMANY W		8108		49845		
344 ITALY				7308		
347 JAPAN		5229		16729		
354 NETHRLNDS		33806		244688		
384 P RICO				850		
400 U STATES		3485712		25736209		
		3979187		29396281		
ELECTRIC DRY SHAVING MACHINES					6168	
100 U KINGDOM		345		1651		
305 AUSTRIA		5271		21988		
306 BELGIUM		1680		1680		
335 GERMANY W		19828		113000		
347 JAPAN				350		
354 NETHRLNDS		74463		292207		
376 SWITZRLND		1152		6693		
384 P RICO				41701		
400 U STATES		90286		1421856		
		193025		1901126		
ELECT STEAM GENERATORS AND PTS					6169	
100 U KINGDOM	NO	1	734684	3		2354528
376 SWITZRLND			16228	8		1030480
400 U STATES		2	98864	9		1157668
		3	849776	20	4542676	
ELECTRIC APPARATUS N O P					6170	
100 U KINGDOM		119282		1213163		
231 HONG KONG				3519		
234 AUSTRALIA				398		
305 AUSTRIA				1504		
306 BELGIUM		201		675		

IMPORTS INTO CANADA FOR CONSUMPTION

Articles and Countries from which Imported	MONTH OF AUGUST 1956		EIGHT MONTHS ENDED AUGUST 1956		Class Number
	Quantities	Values (\$)	Quantities	Values (\$)	
317 CZECHOSLOVAKIA				8192	
318 DENMARK				1360	
327 FRANCE		63		13472	
335 GERMANY W		4696		44626	
344 ITALY				1863	
347 JAPAN		2577		22655	
354 NETHERLANDS		4519		62467	
359 NORWAY				692	
375 SWEDEN		5655		26031	
376 SWITZERLAND		9787		124483	
400 U STATES		2059982		17691789	
		2206762		19216889	
ELECTRIC PRECISION INSTRUMENTS					6171
100 U KINGDOM		96868		437247	
225 TRINIDAD				13778	
318 DENMARK		1645		6925	
327 FRANCE				6492	
335 GERMANY W		10189		53260	
344 ITALY				451	
347 JAPAN				694	
354 NETHERLANDS		944		11298	
375 SWEDEN				13490	
376 SWITZERLAND		126		44669	
400 U STATES		663454		5672754	
		773226		6261058	
ELECTRIC OR GAS WELDING APP					6172
100 U KINGDOM		18509		107236	
305 AUSTRIA		37730		89605	
327 FRANCE		155		7415	
335 GERMANY W		3876		11349	
344 ITALY		292		292	
375 SWEDEN				2148	
376 SWITZERLAND		347		14044	
381 ALASKA		250		360	
400 U STATES		719382		4634096	
		780541		4866545	
RADIO RECEIVING SETS					6173
100 U KINGDOM	NO	76	3404	1930	66482
305 AUSTRIA				1	88
318 DENMARK				2	251
327 FRANCE				3	242
335 GERMANY W		458	21353	2521	126121
347 JAPAN		1408	13859	5953	56932
354 NETHERLANDS		5	156	112	3155
359 NORWAY				2	219
363 PERU				1	105
375 SWEDEN				5	405
400 U STATES		1390	43524	31768	1036260
		3337	82296	42298	1290260
TELEVISION RECEIVING SETS					6174
400 U STATES	NO	1008	126025	5391	499320
		1008	126025	5391	499320
RADIO SET PARTS TARIFF 4450					6175
100 U KINGDOM			151057		716565
318 DENMARK			655		4275
327 FRANCE			261		639
335 GERMANY W			2984		23713
347 JAPAN					1670
354 NETHERLANDS			25165		192613
375 SWEDEN					851
376 SWITZERLAND			945		3709
384 P RICO					131
400 U STATES			441645		3501213
			622712		4445379
RADIO TUBE PARTS TARIFF 445P					6176
100 U KINGDOM			1681		38318
335 GERMANY W					774
344 ITALY			516		1016
354 NETHERLANDS			605		11383
400 U STATES			463018		4908077
			465820		4959568
SOUND EQUIPMENT					6177
100 U KINGDOM			16048		58272
234 AUSTRALIA			390		1545
318 DENMARK					1366
327 FRANCE			74		865
335 GERMANY W			5025		12446
344 ITALY					81
347 JAPAN			112		8949
354 NETHERLANDS			20331		99133
376 SWITZERLAND					2475
400 U STATES			285377		2410628
			327357		2595760
LIGHTING FIXTURES GAS COAL OIL					6181
100 U KINGDOM			1131		20133
231 HONG KONG					826
318 DENMARK					357
327 FRANCE			1018		2697
335 GERMANY W			2710		13013
344 ITALY			107		1047
347 JAPAN			2736		20129
354 NETHERLANDS			172		1015
372 SPAIN					95
375 SWEDEN					132
376 SWITZERLAND					283
400 U STATES			27254		186126
			35128		245853

IMPORTS INTO CANADA FOR CONSUMPTION

131

Articles and Countries from which Imported	MONTH OF AUGUST 1956		EIGHT MONTHS ENDED AUGUST 1956		Class Number
	Quantities	Values (\$)	Quantities	Values (\$)	
GAS MANTLES GAS BURNERS					
100 U KINGDOM				1012	6182
327 FRANCE				53	
400 U STATES		3078		38429	
		3078		39494	
GAS METERS AND PARTS					
100 U KINGDOM		262		159533	6183
400 U STATES		93864		913311	
		94126		1072844	
PLATES CYLINDERS ENGRAVERS					
100 U KINGDOM		1005		14518	6191
335 GERMANY W		1456		1953	
354 NETHRLNDS		575		6338	
400 U STATES		74089		568584	
		77125		591393	
PLATES PRINTING 2 COLOURS					
100 U KINGDOM		350		2110	6192
347 JAPAN				191	
376 SWITZRLND				185	
400 U STATES		11692		150838	
		12042		153324	
PLATES FOR PRINTING MUSIC					
354 NETHRLNDS		100		100	6193
400 U STATES		6086		30170	
		6186		30270	
STEREOTYPES ELECTROTYPES NOP	SQ IN				
335 GERMANY W			1017	64	6194
400 U STATES	6424	1487	105541	22548	
	6424	1487	106558	22612	
MATRICES FOR STEREOTYPES 475A	SQ IN				
400 U STATES	67081	995	1178900	7881	6195
	67081	995	1178900	7881	
STEREOTYPES FOR BOOKS	SQ IN				
100 U KINGDOM			115817	1115	6196
400 U STATES	232896	18270	2552892	167822	
	232896	18270	2668709	168937	
STEREOTYPES FOR ADVERTISEMENTS	SQ IN				
100 U KINGDOM			5369	589	6197
335 GERMANY W	6262	170	6262	170	
354 NETHRLNDS			176	360	
376 SWITZRLND	321	98	599	167	
400 U STATES	282188	12994	2751813	105751	
	288771	13262	2764219	107037	
TYPE METAL IN BLOCKS PLATES	LB				
400 U STATES			560	272	6198
			560	272	
TYPE PRINTING CHASES QUOINS					
100 U KINGDOM		2070		14019	6199
310 BULGARIA				115	
318 DENMARK				1155	
327 FRANCE				1148	
335 GERMANY W		754		6117	
344 ITALY		221		374	
354 NETHRLNDS		390		2508	
380 USSR				378	
381 ALASKA				481	
400 U STATES		14325		136250	
		17760		163245	
PRINTG PLATES FOR PUBLICATIONS					
100 U KINGDOM				1872	6200
327 FRANCE		100		263	
335 GERMANY W				300	
354 NETHRLNDS				378	
400 U STATES		37412		316985	
		37512		319798	
MOULDING MATERIAL ELECTROTYPE					
400 U STATES		9689		26839	6201
		9689		26839	
TUNGSTEN BEARING ORES	CWT				
234 AUSTRALIA			229	22834	6208
309 BRAZIL			89	10770	
400 U STATES			920	126951	
			1238	160555	
CHROME ORE	CWT				
205 RHOD NYAS	13588	15165	36013	39922	6210
207 UN SO AFR	97884	58815	272998	161939	
216 PAKISTAN			4091	4195	
316 CUBA	19800	28767	19800	28767	
364 PHIL	60160	45704	60160	45704	
379 TURKEY			20000	38805	
400 U STATES	45696	67704	228639	390783	
	237128	216155	641701	710115	
ANTIMONY OR REGULUS OF	LB				
100 U KINGDOM	51520	9171	259760	65150	6211
313 CHINA			597109	108763	
	51520	9171	856869	173913	
BISMUTH METALLIC NATURAL	LB				
363 PERU	5939	11846	21755	43988	6212
400 U STATES	1100	2496	1240	2935	
	7039	14342	22995	46923	
CINNABAR	LB				
					6214
COBALT ORE	CWT				
400 U STATES			19	1031	6215
			19	1031	

IMPORTS INTO CANADA FOR CONSUMPTION

Articles and Countries from which Imported	MONTH OF AUGUST 1956		EIGHT MONTHS ENDED AUGUST 1956		Class Number
	Quantities	Values (\$)	Quantities	Values (\$)	
MANGANESE ORE					
100 U KINGDOM	CWT 551	3457	1715	14402	6216
207 UN SO AFR			66998	148380	
210 G COAST	67200	142525	194914	395204	
215 INDIA			522756	1087763	
307 BEL CONGO	38760	105831	218139	520685	
316 CUBA	106736	211913	467221	988866	
352 MEXICO			51229	92212	
379 TURKEY			22886	39233	
400 U STATES	218358	500236	1020836	2147266	
	431605	963962	2566694	5434011	
ORES OF METALS N O P					
100 U KINGDOM	CWT		313	3161	6217
307 BEL CONGO			400	800	
363 PERU	69361	496206	150346	1132915	
400 U STATES	6914	47529	36945	197422	
	76275	543735	188004	1334298	
MERCURY OR QUICKSILVER					
100 U KINGDOM	LB 394	240	1015	2646	6218
344 ITALY			102643	334875	
352 MEXICO	26937	82884	52282	164665	
372 SPAIN			30406	131237	
400 U STATES	1905	7193	96393	328411	
	29236	90317	282739	961834	
ANNODES NICKEL ZINC COPPER ETC					
354 NETHRLNDS				866	6219
400 U STATES		1204		22900	
		1204		23766	
ARTICLES FOR AGRIC IMPLEMENTS					
100 U KINGDOM				6681	6220
400 U STATES		19239		218675	
		19239		245356	
ARTICLES FOR STORAGE BATTERIES					
400 U STATES		22304		224084	6221
		22304		224084	
BELLS FOR CHURCHES					
100 U KINGDOM		1104		10107	6222
327 FRANCE		12946		57362	
335 GERMANY W		200		200	
354 NETHRLNDS				1115	
376 SWITZRLND				1395	
400 U STATES		20009		113081	
		34259		183260	
BELLS AND GONGS N O P					
100 U KINGDOM		199		4356	6223
215 INDIA		4414		4962	
305 AUSTRIA		139		139	
306 BELGIUM		489		3748	
327 FRANCE				227	
335 GERMANY W		541		10998	
344 ITALY				176	
347 JAPAN		649		1651	
354 NETHRLNDS				496	
375 SWEDEN		2553		2553	
376 SWITZRLNO		1440		1851	
400 U STATES		18403		151104	
		28827		182261	
SLIDE OR ZIPPER FASTENERS					
100 U KINGDOM		1003		3693	6225
327 FRANCE		610		610	
335 GERMANY W		180		447	
400 U STATES		8824		41468	
		10617		46218	
BUCKLES CLASPS EYELETS HOOKS					
100 U KINGDOM		7151		87748	6226
305 AUSTRIA		605		605	
317 CZECHO S				1069	
327 FRANCE		312		2987	
335 GERMANY W		7088		48302	
344 ITALY		113		2578	
354 NETHRLNDS				98	
375 SWEDEN				181	
376 SWITZRLNO				3953	
400 U STATES		114101		1016698	
		129370		1164219	
CAGES ANIMAL OF WIRE AND PARTS					
100 U KINGDOM		5226		21730	6227
306 BELGIUM				2395	
335 GERMANY W		318		4451	
347 JAPAN				154	
354 NETHRLNDS				172	
400 U STATES		7508		54180	
		13052		83082	
CHRONOMETERS COMPASSES SHIPS					
100 U KINGDOM		11167		92228	6228
335 GERMANY W		1650		97782	
376 SWITZRLND				131	
400 U STATES		4136		61929	
		16953		252070	
METAL ARTICLES FOR JEWELLERY					
100 U KINGDOM		443		3641	6229
317 CZECHO S		242		320	
335 GERMANY W		1113		11507	
347 JAPAN				863	
376 SWITZRLND				115	
400 U STATES		40937		291713	
		42735		308159	

IMPORTS INTO CANADA FOR CONSUMPTION

133

Articles and Countries from which Imported	MONTH OF AUGUST 1956		EIGHT MONTHS ENDED AUGUST 1956		Class Number
	Quantities	Values (\$)	Quantities	Values (\$)	
ARTICLES FOR USE IN FISHERIES					
100 U KINGDOM		4656		28928	6230
327 FRANCE		2574		3553	
347 JAPAN		306		2623	
354 NETHRLNDS				64	
359 NORWAY				1131	
366 PORTUGAL				3229	
400 U STATES		8155		161261	
		15691		200789	
ARTICLES N O P FOR MFR SHIPS					
100 U KINGDOM		278718		1100810	6232
318 DENMARK		1655		2113	
335 GERMANY W		1974		15699	
354 NETHRLNDS		232		2378	
359 NORWAY		100		100	
375 SWEDEN				5033	
400 U STATES		281254		3404804	
		563933		4530937	
ELEMENTS FOR LAMP FILAMENTS					
305 AUSTRIA		3105		34728	6233
354 NETHRLNDS		1719		30240	
400 U STATES		73602		1049542	
		78426		1114510	
METAL PTS FOR COVERED BUTTONS					
400 U STATES		8114		54403	6234
		8114		54403	
NAILS TACKS BRASS OR COPPER					
100 U KINGDOM				347	6235
400 U STATES		2384		14913	
		2384		15260	
PATTERNS OF METAL NOT MODELS					
327 FRANCE				100	6236
400 U STATES		45895		346386	
		45895		346486	
UMBRELLA PARTS EXCEPT FABRIC					
100 U KINGDOM				1181	6237
231 HONG KONG		243		243	
306 BELGIUM				852	
327 FRANCE		58		331	
335 GERMANY W		2445		28173	
344 ITALY		1728		4145	
347 JAPAN		6239		6239	
375 SWEDEN				76	
400 U STATES		26069		230453	
		36782		271693	
RIVETS BURRS BRASS OR COPPER					
100 U KINGDOM		113		3789	6238
335 GERMANY W				133	
400 U STATES		8109		122441	
		8222		126363	
SCREWS OF METAL N O P					
100 U KINGDOM		314		3433	6240
231 HONG KONG				4687	
306 BELGIUM				2101	
335 GERMANY W		1013		17994	
347 JAPAN				401	
375 SWEDEN				1964	
400 U STATES		11052		86472	
		12379		119052	
SHOE AND CORSET EYELETS HOOKS					
100 U KINGDOM				141	6241
335 GERMANY W		2520		18282	
344 ITALY		720		19171	
400 U STATES		16271		193323	
		19511		230917	
TIPS STUDS FOR CORSET CLASPS					
100 U KINGDOM				1415	6242
400 U STATES		73		4218	
		73		5633	
TRACTION ENGINE MATERIALS					6243
WIRE FOR SHOE NAILING MACHINES	LB				6245
100 U KINGDOM	6664	832	11144	1402	
400 U STATES	5000	1335	12547	3350	
	11664	2167	23691	4752	
WIRE NON FERROUS COVERED					
100 U KINGDOM		79114		862484	6247
335 GERMANY W		14130		431461	
354 NETHRLNDS				241	
375 SWEDEN				315	
400 U STATES		359237		3611535	
		452481		4906036	
WIRE TINSEL FOR BRAIDS CORDS					
335 GERMANY W		2126		20161	6248
400 U STATES		196		1981	
		2322		22142	
WIRE STRANDED NON FERROUS					
100 U KINGDOM		2862		18443	6249
327 FRANCE				172	
335 GERMANY W		9323		18228	
354 NETHRLNDS				3918	
376 SWITZRLND				181	
400 U STATES		38746		472659	
		50931		513601	
WIRE NON FERROUS N O P					
100 U KINGDOM		3109		50239	6250

IMPORTS INTO CANADA FOR CONSUMPTION

Articles and Countries from which Imported	MONTH OF AUGUST 1956		EIGHT MONTHS ENDED AUGUST 1956		Class Number
	Quantities	Values (\$)	Quantities	Values (\$)	
305 AUSTRIA				587	
327 FRANCE				326	
335 GERMANY W		1 688		1 210 6	
354 NETHRLNDS		423		1 364	
375 SWEDEN		1 091		1 300 8	
400 U STATES		5 796 2		55 652 9	
		6 427 3		63 415 9	
NON FERROUS METAL S AND PRODUCT					6 251
100 U KINGDOM		3 328 4		18 011 2	
220 BERMUDA				721	
314 COLOMBIA				5 886	
327 FRANCE		80		2 226	
335 GERMANY W		329		7 333	
347 JAPAN		2 36		2 481	
352 MEXICO				1 555 4	
354 NETHRLNDS				6 727	
375 SWEDEN		69 2		5 781	
376 SWITZRLND				56 4	
400 U STATES		9 550 29		56 633 69	
		9 896 50		58 907 54	
PARTS FOR MFR OF SHUTTLES					6 252
100 U KINGDOM		1 48		1 48	
335 GERMANY W				136	
400 U STATES		19 246		11 886 9	
		19 39 4		11 915 3	
HINGES FOR JEWELLERY BOXES					6 253
400 U STATES		5 113		2 640 2	
		5 113		2 640 2	
MATERIALS FOR MFR MINING MACH					6 254
335 GERMANY W				5 393	
375 SWEDEN				3 581	
400 U STATES		1 526 9		4 561 7	
		1 526 9		5 459 1	
MAGNESIUM SCRAP	LB				6 255
METAL POWDER FRICTION MATERIAL					6 256
400 U STATES		512		5 67 4	
		512		5 67 4	
RESIDUES NON FERROUS	CWT				6 257
100 U KINGDOM	2 400	18 080	2 219 1	23 082 9	
400 U STATES	72 4	20 61 5	3 276 8	56 526 7	
	31 24	38 69 5	5 495 9	79 609 6	
TUNGSTEN CARBIDE INSERTS					6 258
375 SWEDEN		2 773 5		33 974 6	
400 U STATES		5 513 7		36 052 3	
		8 287 2		70 026 9	
TUNGSTEN CARBIDE TIPS BLANKS					6 259
100 U KINGDOM				505	
335 GERMANY W		2 45		401	
375 SWEDEN		810		1 683 4	
400 U STATES		68 560		16 203 9	
		69 61 5		17 977 9	

IMPORTS INTO CANADA FOR CONSUMPTION

Articles and Countries from which Imported	MONTH OF AUGUST 1956		EIGHT MONTHS ENDED AUGUST 1956		Class Number
	Quantities	Values (\$)	Quantities	Values (\$)	
GROUP 7					
NON METALLIC MINERALS					
ASBESTOS PACKING	L8				7001
100 U KINGDOM	19336	12850	130494	87945	
335 GERMANY W	846	915	846	915	
400 U STATES	16709	19607	147679	138178	
	36891	33372	279019	227038	
ASBESTOS BRAKE LINING FOR AUTO		2525		11214	7002
100 U KINGDOM				201	
306 BELGIUM		1584		3224	
335 GERMANY W		32863		291482	
400 U STATES		36972		306121	
ASBESTOS MANUFACTURES N O P					7003
100 U KINGDOM		100205		643973	
207 UN SO AFR		36900		63600	
306 BELGIUM		1798		11684	
344 ITALY		3711		112537	
376 SWITZRLND				794	
400 U STATES		238398		1757364	
		381012		2589952	
ASBESTOS CLUTCH FACINGS AUTO					7004
100 U KINGDOM		111		996	
400 U STATES		40451		253540	
		40562		254536	
BRAKE LININGS AND FACINGS NOP					7005
100 U KINGDOM		5060		46433	
400 U STATES		9093		108094	
		14153		154527	
CHINA CLAY GROUND	CWT				7011
100 U KINGDOM	111678	71431	641597	474205	
400 U STATES	96315	84953	995085	865993	
	207993	156384	1636682	1340198	
FIRE CLAY GROUND	CWT				7012
100 U KINGDOM	5975	2239	9976	6851	
400 U STATES	193576	47695	1091812	327207	
	199551	49934	1101788	334058	
PIPE CLAY GROUND	CWT				7013
400 U STATES	21874	2929	65979	9669	
	21874	2929	65979	9669	
CLAYS N O P GROUND					7014
100 U KINGDOM		168		637	
305 AUSTRIA				310	
400 U STATES		34142		385811	
		34310		386758	
ZIRCONIUM SILICATE					7015
234 AUSTRALIA				3972	
400 U STATES		36413		114376	
		36413		118348	
ZIRCONIUM OXIDE					7016
400 U STATES		1165		11876	
		1165		11876	
SAGGARS FOR CERAMIC PRODUCTS					7017
100 U KINGDOM				157	
400 U STATES		11973		85587	
		11973		85744	
ACTIVATED CLAY TO REFINE OILS					7018
335 GERMANY W		2338		4212	
400 U STATES		113388		997468	
		115726		1001680	
GROG FOR REFRACTORY MATERIALS	TON				7019
400 U STATES	1266	39259	7139	211832	
	1266	39259	7139	211832	
BRICK BUILDING	TON				7021
100 U KINGDOM	12	328	12	328	
400 U STATES	10437	230455	84942	1885629	
	10449	230783	84954	1885957	
BRICK FIRE CHROME					7022
400 U STATES		99492		684522	
		99492		684522	
BRICK FIRE MAGNESITE					7023
335 GERMANY W				3730	
400 U STATES		64603		486962	
		64603		490692	
BRICK FIRE 90 PER CENT SILICA					7024
335 GERMANY W		149		149	
400 U STATES		122822		1318965	
		122971		1319114	
BRICK FIRE 100 OOL THOUSAND					7025
335 GERMANY W				4663	
400 U STATES		114764		848977	
		114764		853640	
BRICK FIRE FURNACE OR KILN					7026
100 U KINGDOM		4007		23558	
335 GERMANY W		189		3293	
400 U STATES		567994		3598415	
		572190		3625266	
BRICK FIRE N O P					7027
100 U KINGDOM		13252		185558	
318 DENMARK		3791		22485	
335 GERMANY W				418	

IMPORTS INTO CANADA FOR CONSUMPTION

Articles and Countries from which Imported	MONTH OF AUGUST 1956		EIGHT MONTHS ENDED AUGUST 1956		Class Number
	Quantities	Values (\$)	Quantities	Values (\$)	
400 U STATES		405914		2845852	
BRICK PAVING		422957		3054313	
400 U STATES	TON				7028
	59	923	1316	22603	
BUILDING BLOCKS BUILDING TILE	59	923	1316	22603	
100 U KINGDOM		6327		62103	7029
306 BELGIUM		3035		3737	
400 U STATES		126478		1002159	
		135840		1067999	
DRAIN PIPES SEWER PIPES N O P					7030
100 U KINGDOM		818		35721	
400 U STATES		25790		422029	
		26608		457750	
DRAIN TILES NOT GLAZED					7031
TILES FOR MOSAIC FLOORING					7032
100 U KINGDOM		1929		33207	
317 CZECHO S				785	
327 FRANCE				2723	
344 ITALY		2097		14234	
347 JAPAN		24301		170425	
354 NETHRLNDS				128	
372 SPAIN				293	
400 U STATES		6416		62670	
		34743		284465	
EARTHENWARE TILES FOR ROOFING					7033
306 BELGIUM		2406		2948	
400 U STATES		244		10154	
		2650		13102	
TILES EARTHENWARE N O P					7034
100 U KINGDOM		107605		760955	
306 BELGIUM		5333		22522	
317 CZECHO S		3776		21264	
327 FRANCE				3148	
335 GERMANY W		31159		111358	
344 ITALY		9241		50191	
347 JAPAN		19885		137614	
354 NETHRLNDS		1546		9868	
372 SPAIN		21251		182740	
375 SWEDEN				2200	
400 U STATES		15069		131840	
		214665		1433700	
CHINA AND PORCELAIN WARE N O P					7043
100 U KINGDOM		877		10271	
231 HONG KONG				209	
327 FRANCE				60	
335 GERMANY W		234		1227	
344 ITALY				52	
347 JAPAN		110		9444	
400 U STATES		4539		29626	
		5760		50889	
DEMIJOHNS CHURNS CROCKS N O P					7045
318 DENMARK				67	
347 JAPAN				842	
400 U STATES		3297		25790	
		3297		26699	
TABLEWARE OF CHINA PORCELAIN					7046
100 U KINGDOM		1065306		8323667	
220 BERMUDA				272	
231 HONG KONG		465		9009	
234 AUSTRALIA				412	
305 AUSTRIA		3044		5381	
306 BELGIUM		389		4557	
317 CZECHO S				3589	
318 DENMARK		4342		27245	
326 FINLAND		855		924	
327 FRANCE		2892		31426	
335 GERMANY W		27495		136209	
340 HUNGARY				912	
344 ITALY		5358		46291	
347 JAPAN		96930		562877	
354 NETHRLNDS		312		5775	
359 NORWAY		1118		5250	
360 ISRAEL				107	
365 POLAND		149		1289	
366 PORTUGAL		2131		2633	
372 SPAIN		128		928	
375 SWEDEN		1299		7104	
376 SWITZRLND		1661		2658	
384 P RICO				5793	
390 GERMANY E		1773		4443	
400 U STATES		88182		869813	
		1303829		10058564	
STONEWARE EARTHENWARE N O P					7047
100 U KINGDOM		32008		246197	
231 HONG KONG		968		2992	
234 AUSTRALIA				255	
305 AUSTRIA		1151		1715	
306 BELGIUM		567		3691	
318 DENMARK		1654		10340	
327 FRANCE		2358		17246	
335 GERMANY W		8903		98966	
336 GREECE				889	
340 HUNGARY				385	
344 ITALY		9257		47520	

IMPORTS INTO CANADA FOR CONSUMPTION

137

Articles and Countries from which Imported	MONTH OF AUGUST 1956		EIGHT MONTHS ENDED AUGUST 1956		Class Number
	Quantities	Values (\$)	Quantities	Values (\$)	
347 JAPAN		42591		290132	
352 MEXICO		62		126	
354 NETHRLNDS		581		4919	
359 NORWAY		538		6271	
365 POLAND				84	
366 PORTUGAL		774		3127	
372 SPAIN		300		1670	
375 SWEDEN		3074		9147	
376 SWITZRLND		5594		15811	
390 GERMANY E		1986		4347	
400 U STATES		91594		692605	
		203960		1458435	
CHEMICAL STONEWARE ACID RESIST					7048
100 U KINGDOM				5710	
335 GERMANY W				295	
400 U STATES		15463		115435	
		15463		121440	
PORCELAIN RUBBER GLOVE FORMS					7049
400 U STATES		1412		11554	
		1412		11554	
ARTIFICIAL TEETH NOT MOUNTED					7051
100 U KINGDOM		106		2529	
225 TRINIDAD		2576		16480	
305 AUSTRIA				140	
327 FRANCE				268	
335 GERMANY W		2794		21605	
344 ITALY		395		1336	
354 NETHRLNDS		307		2202	
376 SWITZRLND		270		6532	
400 U STATES		104599		832965	
		111047		884057	
BATHS BATHTUBS BASINS ETC NOP					7052
100 U KINGDOM		194765		1266903	
327 FRANCE				148	
335 GERMANY W		1836		54463	
344 ITALY		1704		2908	
347 JAPAN		22816		98666	
352 MEXICO		9151		9151	
381 ALASKA				80	
400 U STATES		321704		2743828	
		551976		4176147	
CRUCIBLES M O P AND COVERS					7053
100 U KINGDOM		229		13749	
327 FRANCE				87	
335 GERMANY W				965	
400 U STATES		5296		51399	
		5525		66200	
INSULATORS ELECTRIC PORCELAIN					7055
100 U KINGDOM		6882		119690	
306 BELGIUM				885	
317 CZECHO S		3724		8357	
327 FRANCE		3630		6507	
335 GERMANY W				1427	
344 ITALY				4081	
347 JAPAN		203		86516	
359 NORWAY		110		110	
376 SWITZRLND		1430		3532	
400 U STATES		68442		590467	
		84421		821572	
MANUFACTURES OF CLAY N O P					7056
100 U KINGDOM		6048		17607	
215 INDIA		2245		9753	
306 BELGIUM				276	
347 JAPAN				483	
400 U STATES		67558		536468	
		75851		564587	
BRIQUETTES OF COAL OR COKE	TON				7060
400 U STATES		9025	104110	76135	958531
		9025	104110	76135	958531
ANTHRACITE SCREENINGS OR DUST	TON				7061
400 U STATES		3127	15124	18180	91021
		3127	15124	18180	91021
ANTHRACITE DOMESTIC SIZES	TON				7062
100 U KINGDOM		5156	90272	49998	822301
400 U STATES		145021	1775388	1086096	13749715
		150177	1865660	1136094	14572016
ANTHRACITE SMALLER SIZES N O P	TON				7063
100 U KINGDOM		12288	175445	40599	598325
400 U STATES		66104	502059	359488	2768533
		78392	677504	400087	3366858
COAL BITUMINOUS AND COAL N O P	TON				7064
100 U KINGDOM				155	987
400 U STATES		2020558	10406982	12863382	62920365
		2020558	10406982	12863537	62921352
COAL LIGNITE	TON				7065
400 U STATES		39	201	862	4392
		39	201	862	4392
COAL EXWAREHOUSED SHIPS STORES	TON				7066
400 U STATES		36910	189693	211425	1086180
		36910	189693	211425	1086180
BENZOL	GAL				7070
354 NETHRLNDS		327821	106909	657721	212642
400 U STATES		176	76	484402	208431
		327997	106985	1142123	421073
COAL TAR CRUDE IN BULK	GAL				7071
100 U KINGDOM		1400	300	75660	15181

IMPORTS INTO CANADA FOR CONSUMPTION

Articles and Countries from which Imported	MONTH OF AUGUST 1956		EIGHT MONTHS ENDED AUGUST 1956		Class Number
	Quantities	Values (\$)	Quantities	Values (\$)	
400 U STATES	2 625 6	4 380	2 555 50	4 940 6	
COAL PITCH	2 765 6	4 680	3 312 10	6 458 7	7072
100 U KINGDOM	CWT 2 002	3 449	10 415 3	15 705 3	
400 U STATES	8 252 7	14 554 9	8 471 72	14 980 68	
CARBOLIC OR HEAVY OIL	8 452 9	14 899 8	9 513 25	16 551 21	7073
100 U KINGDOM	GAL 6 711	3 111	5 598 59	11 536 2	
234 AUSTRALIA			3 770	812	
400 U STATES	3 890 50	66 495	100 366 4	181 98 7	
COKE PETROLEUM	3 957 61	69 606	1 567 29 3	2 981 61	7074
400 U STATES	TON 4 916 4	5 503 45	2 667 19	3 113 93 3	
COKE GROUND FOR BATTERIES	4 916 4	5 503 45	2 667 19	3 113 93 3	7075
COKE N O P	TON				7077
100 U KINGDOM			27	956	
400 U STATES	3 582 4	5 690 74	3 378 68	5 343 43 6	
DECANTERS AND TUMBLERS	3 582 4	5 690 74	3 378 95	5 344 32 2	7079
100 U KINGDOM		55		2 807	
306 BELGIUM				3 409	
317 CZECHO S				415	
318 DENMARK		735		966	
327 FRANCE		3 170		13 754	
335 GERMANY W		336		1 697	
340 HUNGARY				1 655	
344 ITALY				70	
347 JAPAN				1 271	
366 PORTUGAL				303	
375 SWEDEN				526	
400 U STATES		4 660 8		3 474 15	
LAMP CHIMNEYS		5 090 4		3 742 88	7080
335 GERMANY W		67		762	
400 U STATES		100 12		4 793 4	
GLASS PLATES FOR OPTICAL MFR		100 79		4 869 6	7081
100 U KINGDOM				4 652	
327 FRANCE				67	
335 GERMANY W		109 6		892 2	
400 U STATES		3 513 1		3 845 59	
GLASS CARBOYS BOTTLES JARS		3 622 7		3 982 00	7082
100 U KINGDOM		2 289 8		7 879 29	
231 HONG KONG		242		805	
305 AUSTRIA		362		1 676	
306 BELGIUM		2 880		5 704	
317 CZECHO S		1 119		4 992	
318 DENMARK				1 156	
327 FRANCE		5 117		2 371 4	
335 GERMANY W		2 168		20 358	
340 HUNGARY				945	
344 ITALY		849		1 711 7	
347 JAPAN		3 488		9 754	
354 NETHRLNDS				166	
372 SPAIN				154	
375 SWEDEN		350		1 926	
376 SWITZRLND				3 197	
400 U STATES		4 557 63		3 532 535	
GLASS TABLEWARE CUT GLASS N O P		4 952 36		4 412 128	7083
100 U KINGDOM		5 277 1		2 903 84	
305 AUSTRIA		915		3 493	
306 BELGIUM		11 440		7 177 0	
317 CZECHO S		2 523 7		1 983 06	
318 DENMARK		1 183		804 1	
326 FINLAND		342		342	
327 FRANCE		5 862		4 639 9	
335 GERMANY W		4 400 5		21 094 4	
340 HUNGARY		1 625		1 996 3	
344 ITALY		6 811		4 273 3	
347 JAPAN		8 521		4 933 6	
354 NETHRLNDS		3 311		1 615 1	
359 NORWAY				682	
365 POLAND		1 212		2 645	
366 PORTUGAL				370	
372 SPAIN				249	
375 SWEDEN		1 385 2		6 992 8	
376 SWITZRLND		277		677	
389 IRELAND				2 333	
390 GERMANY E				282	
400 U STATES		1 359 78		10 141 16	
LAMP BULBS AND TUBING FOR		3 133 42		20 491 44	7084
100 U KINGDOM		657		3 930	
335 GERMANY W		171		3 676	
347 JAPAN		10 33		3 643	
354 NETHRLNDS		589		3 903	
400 U STATES		1 874 56		1 602 81 8	
GLASS SHADES OR GLOBES		1 899 06		1 617 97 0	7085
100 U KINGDOM				2 534	
306 BELGIUM				974	
400 U STATES		7 923		7 756 4	
		7 923		8 107 2	

IMPORTS INTO CANADA FOR CONSUMPTION

139

Articles and Countries from which Imported	MONTH OF AUGUST 1956		EIGHT MONTHS ENDED AUGUST 1956		Class Number
	Quantities	Values (\$)	Quantities	Values (\$)	
LENSES GLASS N O P					7086
100 U KINGDOM		1384		6133	
305 AUSTRIA				8074	
327 FRANCE				1127	
335 GERMANY W		1498		17317	
347 JAPAN		74		874	
400 U STATES		15965		143795	
		18921		177320	
FRESNEL TYPE LENSES GLOBES					7087
100 U KINGDOM		221		951	
335 GERMANY W				685	
400 U STATES		8233		92914	
		8454		94550	
MOULDED SHAPES FOR ELECT FIXT					7088
100 U KINGDOM		382		5825	
317 CZECHO S		1156		15792	
318 DENMARK		368		1030	
327 FRANCE				3243	
335 GERMANY W		4334		22907	
354 NETHRLNDS		1722		15448	
400 U STATES		145173		969285	
		153135		1033530	
HEAT RESISTING GLASSWARE					7089
100 U KINGDOM		17692		89513	
306 BELGIUM		102		102	
317 CZECHO S				3422	
335 GERMANY W		614		7006	
400 U STATES		300272		2608282	
		318680		2708325	
SHEET GLASS OVER 34 OZ SQ FT	SQ FT				7090
100 U KINGDOM	111111	33809	529012	147397	
306 BELGIUM	129167	33150	1639981	414879	
317 CZECHO S	86567	14779	555623	65853	
327 FRANCE	61344	12109	337715	70020	
335 GERMANY W	160241	32968	1109790	257665	
347 JAPAN			7100	981	
354 NETHRLNDS			4322	1333	
400 U STATES	72119	21118	1154237	358908	
	620549	147933	5337780	1317036	
SHEET GLASS TRANSPRT TO 34 OZ	SQ FT				7091
100 U KINGDOM	1667140	144754	9009219	819427	
306 BELGIUM	1653484	138473	20168790	1785585	
317 CZECHO S	1314287	50505	92688221	354494	
326 FINLAND			129088	7452	
327 FRANCE	856686	59679	5993833	399366	
335 GERMANY W	826263	70659	7817693	643366	
347 JAPAN	247700	14419	2075800	105166	
354 NETHRLNDS			7700	600	
365 POLAND	12304	515	444014	17484	
370 ROUMANIA	15800	870	35300	2067	
390 GERMANY E			224906	10672	
400 U STATES	1861	294	289166	27088	
	6595525	480168	55463730	4172767	
GLASS FOR PHOTO DRY PLATES					7092
PLATE GLASS NOT OVER 7 SQ FT	SQ FT				7093
100 U KINGDOM	11497	5744	357223	159084	
306 BELGIUM	27488	9727	99887	38758	
317 CZECHO S			355	355	
327 FRANCE	6335	2867	19966	8953	
335 GERMANY W			36489	15740	
354 NETHRLNDS	1090	509	1090	509	
400 U STATES	22314	11172	279559	135097	
	68724	30019	794569	358496	
PLATE GLASS 7 TO 25 SQ FT	SQ FT				7094
100 U KINGDOM	158736	71255	2731466	1180887	
306 BELGIUM	67456	31859	436404	217805	
317 CZECHO S			1978	812	
327 FRANCE	42437	23489	138093	73915	
335 GERMANY W	7727	3836	67901	33638	
400 U STATES	70323	42086	1048102	542727	
	346679	172525	4423944	2049784	
PLATE GLASS N O P	SQ FT				7095
100 U KINGDOM	271121	151026	2790818	1367635	
306 BELGIUM	195757	104536	1211089	643205	
317 CZECHO S			19051	7595	
327 FRANCE	45528	25067	251948	131260	
335 GERMANY W	37893	19546	268109	141088	
354 NETHRLNDS			1142	1015	
400 U STATES	501853	239153	10171255	4471346	
	1052152	539328	14713412	6763144	
GERMAN MIRROR PLATE UNSILVERED					7096
LAMINATED GLASS SHEETS	SQ FT				7097
100 U KINGDOM	5431	2532	172245	90323	
306 BELGIUM			2651	1801	
317 CZECHO S	5493	2702	20125	9193	
335 GERMANY W	5447	2708	71356	36464	
400 U STATES	276	645	6085	19820	
	16647	8587	272462	157601	
GLASS SHEETS WIRED	SQ FT				7099
100 U KINGDOM	63169	25843	626044	235640	
306 BELGIUM	32017	5858	182641	31438	
317 CZECHO S			26800	3155	
327 FRANCE			2583	536	
335 GERMANY W	500	137	9737	1890	

IMPORTS INTO CANADA FOR CONSUMPTION

Articles and Countries from which Imported		MONTH OF AUGUST 1956		EIGHT MONTHS ENDED AUGUST 1956		Class Number
		Quantities	Values (\$)	Quantities	Values (\$)	
	354 NETHRLNDS	3187	2591	52423	37037	
	400 U STATES	2153	1154	16365	7611	
GLASS CAST AND SHEET	GLASS N O P	101026	35583	916593	317307	7100
	100 U KINGDOM	SQ FT				
	306 BELGIUM	3934	680	58418	19330	
	317 CZECHO S	6900	934	12164	5110	
	327 FRANCE			5156	1383	
	335 GERMANY W			1012	344	
	347 JAPAN			13123	6009	
	400 U STATES	1914	554	4300	583	
		12748	2168	30390	11372	
ORNAMENTAL COLOURED	GLASS	SQ FT		124563	44131	7111
	100 U KINGDOM	17971	7275	102655	32142	
	306 BELGIUM	949	127	42211	17160	
	327 FRANCE			139	61	
	335 GERMANY W			10202	3778	
	400 U STATES	6264	6385	84103	80381	
		25184	13787	239310	133522	
PAINTED OBSCURED	WHITE GLASS	SQ FT				7112
	100 U KINGDOM	181101	30371	1647351	288279	
	306 BELGIUM	159215	21279	687295	94591	
	317 CZECHO S			78941	9274	
	327 FRANCE	4000	285	54864	8394	
	335 GERMANY W	13354	4082	74161	23938	
	347 JAPAN			23800	1922	
	354 NETHRLNDS			7299	937	
	400 U STATES	57332	18004	757939	231585	
		415002	74021	3331650	658920	
STAINED OR ORNAMENTAL	WINDOWS					7113
	100 U KINGDOM				14369	
	305 AUSTRIA				98	
	327 FRANCE		1809		42342	
	335 GERMANY W		664		8306	
	344 ITALY				100	
	354 NETHRLNDS		950		6822	
	400 U STATES				2959	
			3423		74996	
MIRRORS OF GLASS	FRAMED OR NOT					7114
	100 U KINGDOM		5943		42552	
	231 HONG KONG		229		229	
	305 AUSTRIA		146		146	
	306 BELGIUM		13033		180950	
	317 CZECHO S				4457	
	318 DENMARK				764	
	327 FRANCE		172		2110	
	335 GERMANY W		3642		22053	
	344 ITALY		405		2596	
	347 JAPAN		3681		24107	
	354 NETHRLNDS				1609	
	400 U STATES		76692		565162	
			103943		846735	
GLASS BALLS FOR	FIBRES OR YARN					7120
	400 U STATES		10454		173390	
			10454		173390	
GLASS TO BE CUT	OR MOUNTED					7121
	100 U KINGDOM				926	
	306 BELGIUM		9163		70154	
	317 CZECHO S		146		1789	
	327 FRANCE				296	
	335 GERMANY W		2051		17253	
	340 HUNGARY				1017	
	365 POLAND				345	
	400 U STATES		15401		130056	
			26761		221836	
GLASS BLANKS FOR	REFLECTORS					7122
	400 U STATES		31705		264880	
			31705		264880	
BEADS FOR MFR	IMITATION PEARLS					7123
	347 JAPAN				1750	
	400 U STATES		7596		26817	
			7596		28567	
ARTIFICIAL EYES	CONTACT LENSES					7124
	100 U KINGDOM				74	
	400 U STATES		171		3263	
			171		3337	
PHOTOGRAPHIC DRY	PLATES					7125
	100 U KINGDOM		1965		17216	
	306 BELGIUM		193		7279	
	400 U STATES		9180		100431	
			11338		124926	
SPECTACLES EYE	GLASS LENSES					7126
	100 U KINGDOM				11093	
	305 AUSTRIA		459		5645	
	306 BELGIUM				392	
	317 CZECHO S				1562	
	327 FRANCE		2392		29014	
	335 GERMANY W		1404		16025	
	344 ITALY				25322	
	347 JAPAN		1402		79477	
	376 SWITZRLND				298	
	400 U STATES		14555		445905	
			20212		614733	
MANUFACTURES OF	GLASS N O P					7127
	100 U KINGDOM		18192		98736	
	231 HONG KONG		4447		32069	

IMPORTS INTO CANADA FOR CONSUMPTION

141

Articles and Countries from which Imported	MONTH OF AUGUST 1956		EIGHT MONTHS ENDED AUGUST 1956		Class Number
	Quantities	Values (\$)	Quantities	Values (\$)	
305 AUSTRIA		69		4089	
306 BELGIUM		15718		131594	
317 CZECHO S		3394		22546	
318 DENMARK		1779		5794	
327 FRANCE		1260		14246	
335 GERMANY W		49306		235077	
344 ITALY		15087		51122	
347 JAPAN		2129		11362	
354 NETHRLNDS		1752		12408	
359 NORWAY				449	
375 SWEDEN		2912		23645	
376 SWITZRLND		694		2019	
390 GERMANY E				475	
400 U STATES		199114		1594367	
		315853		2239998	
GLASS WOOL OR FIBRE GLASS	LB				7128
100 U KINGDOM			34430	18815	
335 GERMANY W			79247	45298	
400 U STATES	167066	63767	1742371	571326	
	167066	63767	1856048	635439	
GLASS BLOCKS					7129
100 U KINGDOM		3160		3228	
317 CZECHO S				20825	
327 FRANCE				2337	
352 MEXICO		175		175	
400 U STATES		60129		388959	
		63464		415524	
PLUMBAGO NOT GROUND OR MFRD					7131
217 CEYLON				6670	
231 HONG KONG		851		851	
333 MADAGASCAR				291	
352 MEXICO		2205		17850	
359 NORWAY				5205	
400 U STATES		5241		28171	
		8297		59038	
CRUCIBLES PLUMBAGO AND COVERS					7132
100 U KINGDOM		11437		75165	
400 U STATES		6796		87125	
		18233		162290	
PLUMBAGO GROUND AND MFRS NOP					7133
100 U KINGDOM		3262		27744	
305 AUSTRIA				258	
335 GERMANY W		1020		21507	
352 MEXICO				6777	
354 NETHRLNDS				148	
376 SWITZRLND				188	
400 U STATES		32907		514319	
		37189		570941	
MICA UNMANUFACTURED	CWT				7138
100 U KINGDOM			12	300	
215 INDIA	138	5108	1543	86481	
304 ARGENTINA			55	5815	
309 BRAZIL			8	979	
352 MEXICO			22	309	
400 U STATES	27	5121	178	24637	
	165	10229	1818	118521	
MICA MANUFACTURES OF					7139
100 U KINGDOM		1568		25929	
400 U STATES		52986		319200	
		54554		345129	
ASPHALTUM OR ASPHALT	CWT				7141
100 U KINGDOM	110	605	167	899	
225 TRINIDAD			1756	1855	
400 U STATES	67626	108282	438569	641815	
	67736	108887	440492	644569	
ASPHALTUM OIL FOR PAVING	GAL				7143
400 U STATES	10083	1337	37220	5192	
	10083	1337	37220	5192	
OIL FOR CONCENTRATION OF DRES	GAL				7151
400 U STATES	14493	23180	129787	194324	
	14493	23180	129787	194324	
CRUDE PETROLEUM FOR REFINING	M GAL				7153
225 TRINIDAD	22922	1542901	76953	5327265	
303 ARABIA	36777	2468572	171493	11152704	
314 COLOMBIA	4361	296017	35950	2227259	
342 IRAN			6015	463937	
343 IRAQ	6140	423320	6140	423320	
387 VENEZUELA	279230	20022833	1710780	124962864	
391 LEBANON	32130	2592925	186588	14740076	
392 SYRIA			12998	899383	
400 U STATES	25988	2257287	147199	12769340	
	407548	29603855	2354116	172966148	
PETROLEUM TOPS FOR REFINERS	GAL				7154
225 TRINIDAD			5996977	408689	
			5996977	408689	
FUEL OIL EXWARE SHIPS STORES	GAL				7156
CRUDE PETROLEUM LESS THAN 8155	GAL				7157
CRUDE PETROLEUM N O P	GAL				7158
400 U STATES			9074	866	
			9074	866	
AVIATION GASOLINE	GAL				7161
357 NETH ANT			306814	66367	
381 ALASKA	80305	20905	401940	107643	
400 U STATES	13744033	2841698	63281177	13273610	
	13824338	2862603	63989931	13447620	

IMPORTS INTO CANADA FOR CONSUMPTION

Articles and Countries from which Imported	MONTH OF AUGUST 1956		EIGHT MONTHS ENDED AUGUST 1956		Class Number
	Quantities	Values (\$)	Quantities	Values (\$)	
KEROSENE N O P					
357 NETH ANT	GAL				7162
381 ALASKA	605719	64547	4198152	448146	
400 U STATES	1181	476	96338	20995	
	2085995	233822	6105551	777504	
	2692895	298845	10400041	1246645	
ENGINE DISTILLATE 8017 OR OVER	GAL				7163
400 U STATES	3914	550	62139	8659	
	3914	550	62139	8659	
GASOLINE UNDER 8017 SP G N O P	GAL				7164
357 NETH ANT	11362105	1627055	51040493	7011898	
381 ALASKA	317860	66898	2450968	509335	
400 U STATES	643971	100555	10053615	1514716	
	12323936	1794508	63545076	9035949	
CASINGHEAD GASOLINE BLENDING	GAL				7165
357 NETH ANT			1127553	129584	
400 U STATES	465175	31628	3775974	288495	
	465175	31628	4903527	418079	
LUB OILS UNDER 25C PER GAL	GAL				7166
100 U KINGDOM			55432	11087	
400 U STATES	2455311	484684	14283602	2967437	
	2455311	484684	14339034	2978524	
PETRO LUB OILS 25C GAL OR OVER	GAL				7167
100 U KINGDOM	5090	5457	50120	46474	
327 FRANCE			73	483	
354 NETHRLNDS	1610	971	6002	4133	
376 SWITZRLND	2	121	15	396	
381 ALASKA	4405	3998	37831	27264	
400 U STATES	2011261	758146	13921306	5379067	
	2022368	768693	14015347	5457817	
OILS MINERAL N O P	GAL				7168
100 U KINGDOM	2500	568	59330	13397	
306 BELGIUM	33973	20642	123240	79382	
354 NETHRLNDS	22046	13497	22046	13497	
400 U STATES	191089	115533	989980	962703	
	249608	150240	1194596	1068979	
STOVE OIL NO 1 FUEL OIL	GAL				7171
357 NETH ANT	6850487	757209	43657700	4827627	
381 ALASKA	463084	75220	4813060	798529	
387 VENEZUELA	4626871	477776	9376569	980591	
400 U STATES	1801275	225126	22868922	2960793	
	13741717	1535331	80716251	9567540	
LIGHT FUEL OILS NOS 2 AND 3	GAL				7172
357 NETH ANT	9973348	1024897	37416245	4016429	
387 VENEZUELA	5150899	540569	31217416	3292598	
400 U STATES	22089128	2449783	76612093	8791110	
	37213375	4015249	145245754	16100137	
HEAVY FUEL OILS NOS 4 5 AND 6	GAL				7173
100 U KINGDOM	2460	1373	2460	1373	
357 NETH ANT	25462821	1470960	88612590	5245180	
381 ALASKA			28720	2483	
387 VENEZUELA			17450471	1054897	
400 U STATES	24630322	1932976	160601662	11872836	
	50095603	3405309	266695903	18176769	
DIESEL FUEL	GAL				7174
100 U KINGDOM			14181	1893	
357 NETH ANT			14144846	1534351	
381 ALASKA	54379	11121	1269655	197256	
387 VENEZUELA			5937955	622862	
400 U STATES	584962	76943	24495882	2997929	
	639341	88064	45862519	5354291	
TRACTOR FUEL	GAL				7175
PETROL GREASE LUBRICATING NOP	LB				7181
100 U KINGDOM	3034	840	24169	7224	
335 GERMANY W			8325	1196	
381 ALASKA	6250	909	49777	7093	
400 U STATES	2087529	235274	12300601	1411040	
	2096813	237023	12382872	1426553	
PETROL JELLIES TOILET MEDICINE					7182
100 U KINGDOM				597	
335 GERMANY W				345	
400 U STATES		71246		483922	
		71246		484864	
PARAFFINE WAX	LB				7183
215 INDIA	700000	28773	4900000	200010	
347 JAPAN			3969	1085	
400 U STATES	3201966	240154	23393083	1734529	
	3901966	268927	28297052	1935624	
CANDLES PARAFFINE WAX	LB				7184
318 DENMARK			510	107	
335 GERMANY W	604	179	2474	700	
347 JAPAN	2730	799	21748	4123	
375 SWEDEN			1383	581	
389 IRELAND			3087	882	
400 U STATES	2839	1150	87862	28423	
	6173	2128	117064	34816	
PRODUCTS OF PETROLEUM N O P	GAL				7185
335 GERMANY W			1559942	443947	
381 ALASKA	632	308	18242	6505	
400 U STATES	1511432	325768	10142008	2803589	
	1512064	326076	11720192	3254041	
LIQUEFIED PETROLEUM GASES	LB				7186
400 U STATES	19351337	295325	132429109	2140443	
	19351337	295325	132429109	2140443	
NAPHTHA INCL SOLVENT NAPHTHA	GAL				7187
100 U KINGDOM			159	932	

IMPORTS INTO CANADA FOR CONSUMPTION

143

Articles and Countries from which Imported	MONTH OF AUGUST 1956		EIGHT MONTHS ENDED AUGUST 1956		Class Number
	Quantities	Values (\$)	Quantities	Values (\$)	
357 NETH ANT			2450112	318730	
381 ALASKA			7508	2559	
400 U STATES	770948	169057	9115919	2004996	
	770948	169057	11573698	2327217	
ARTIFICIAL ABRASIVE GRAINS					7191
327 FRANCE				5103	
400 U STATES		206715		1584639	
		206715		1589742	
DIAMONDS BLACK BORT FOR BORERS	CARAT				7192
100 U KINGDOM	27878	138998	183013	1229357	
207 UN SO AFR	40890	181170	262564	1195927	
221 B GUIANA			43	846	
306 BELGIUM	10843	71711	52601	398025	
309 BRAZIL			490	3557	
320 DOM REP			50	500	
354 NETHRLNDS	2550	15475	5586	32137	
400 U STATES	80873	422097	740739	3893787	
	163034	829451	1245086	6754136	
DIATOMACEOUS EARTH	CWT				7193
400 U STATES	42982	98241	293438	614331	
	42982	98241	293438	614331	
EMERY IN BULK					7194
335 GERMANY W		91		91	
375 SWEDEN				1235	
400 U STATES		18705		161723	
		18796		163049	
GRINDING WHEELS BONDED					7195
100 U KINGDOM		4030		39051	
305 AUSTRIA				288	
318 DENMARK				283	
335 GERMANY W		3884		42326	
347 JAPAN				110	
359 NORWAY		758		7754	
375 SWEDEN		2526		13256	
376 SWITZRLND				320	
400 U STATES		153139		1381317	
		164337		1484705	
GRINDING STONES BLOCKS BONDED					7196
100 U KINGDOM		450		2538	
335 GERMANY W		536		4645	
400 U STATES		23031		231439	
		24017		238622	
EMERY ART ABRASIVE MFRS N O P					7197
100 U KINGDOM		4024		37551	
335 GERMANY W				2537	
344 ITALY				3862	
400 U STATES		32627		326496	
		36651		370446	
GRINDSTONES 36 INCHES OR OVER	NO				7198
100 U KINGDOM	3	393	8	3823	
400 U STATES	26	2407	158	13572	
	29	2800	166	17395	
GRINDSTONES N O P	ND				7199
100 U KINGDOM			1042	2808	
400 U STATES	68	186	844	3528	
	68	186	1886	6336	
PUMICE PUMICE STONE LAVA TUSA					7200
335 GERMANY W				63	
344 ITALY				4052	
376 SWITZRLND				76	
400 U STATES		17014		147509	
		17014		151700	
SANDPAPER EMERY PAPER CLOTH					7201
100 U KINGDOM		80		11377	
335 GERMANY W		154		3761	
400 U STATES		66031		728544	
		66265		743682	
BUILDING STONE N O P	CWT				7210
100 U KINGDOM			1473	6089	
400 U STATES	46217	56441	374261	409533	
	46217	56441	375734	415622	
GRANITE ROUGH					7215
326 FINLAND		7094		21957	
359 NORWAY				4618	
375 SWEDEN		9273		51059	
400 U STATES		11915		79104	
		28282		156738	
GRANITE SAWN					7216
207 UN SO AFR				2379	
306 BELGIUM				4550	
326 FINLAND		683		4246	
359 NORWAY				191	
375 SWEDEN				10928	
400 U STATES		8098		41873	
		8781		64167	
GRANITE MANUFACTURES					7218
304 ARGENTINA				2653	
306 BELGIUM		3499		6776	
326 FINLAND		156		37585	
327 FRANCE				1494	
335 GERMANY W		4233		53583	
359 NORWAY				303	
375 SWEDEN		2132		35717	
400 U STATES		20026		55090	
		30046		193201	

IMPORTS INTO CANADA FOR CONSUMPTION

Articles and Countries from which Imported		MONTH OF AUGUST 1956		EIGHT MONTHS ENDED AUGUST 1956		Class Number		
		Quantities	Values (\$)	Quantities	Values (\$)			
GYPSUM	100 U KINGDOM	TON	13	423	32	1031	7221	
	344 ITALY				2	130		
	352 MEXICO		17929	52431	37317	132407		
	400 U STATES		2721	23716	9094	82377		
			20663	76570	46445	215945		
LIME	100 U KINGDOM	CWT	1347	631	7572	4870	7223	
	400 U STATES		98876	56724	622766	359984		
			100223	57355	630338	364854		
PLASTER OF PARIS	WALL PLASTER	CWT	99	1105	6189	6002	7224	
	100 U KINGDOM		48707	55942	312653	391001		
	400 U STATES		46806	57047	318842	397003		
CEMENT PORTLAND	100 U KINGDOM	CWT	562360	408827	857544	659526	7225	
	306 BELGIUM		69062	57184	126500	113356		
	317 CZECHOS		412952	122076	1269722	370410		
	318 DENMARK		124139	89864	134976	106666		
	327 FRANCE		2811	4378	6151	9448		
	335 GERMANY W		489130	365026	862317	642795		
	359 NORWAY		155454	105200	155454	105200		
	365 POLAND		554265	268921	1695697	871113		
	375 SWEDEN		454309	296874	499811	324514		
	376 SWITZRLND		87767	26633	87767	26633		
	400 U STATES		322023	357167	1686587	1911961		
				3234272	2102150	7382526		5141622
	CEMENT MANUFACTURES N O P	100 U KINGDOM			211			14227
400 U STATES				17712		164794		
				17923		179021		
WHITE PORTLAND CEMENT CLINKER	306 BELGIUM	CWT	219594	102843	645215	301442	7227	
	400 U STATES		35914	35251	210139	209269		
			255508	138094	855354	510711		
MARBLE ROUGH	327 FRANCE					4828	7231	
	344 ITALY			4491		47646		
	353 MOROCCO					5918		
	359 NORWAY					4072		
	366 PORTUGAL					2446		
	372 SPAIN					1124		
	400 U STATES			2441		36856		
			6932		102890			
MARBLE SAWN	306 BELGIUM					3013	7232	
	327 FRANCE			1031		1031		
	344 ITALY			28435		125050		
	353 MOROCCO					2383		
	400 U STATES			7970		77303		
			37436		208780			
MARBLE FOR TOMBSTONES	400 U STATES		3588			30260	7233	
			3588			30260		
MARBLE MANUFACTURES N O P	100 U KINGDOM					371	7234	
	306 BELGIUM			381		4845		
	327 FRANCE			83		194		
	335 GERMANY W					8077		
	344 ITALY			1771		60911		
	372 SPAIN					121		
	400 U STATES			1464		18608		
			3699		93127			
MARBLE ORNAMENTAL FOR CHURCHES	305 AUSTRIA					5155	7235	
344 ITALY			7674		38237			
			7674			43392		
ROOFING SLATE	100 U KINGDOM	SQ			106	2479	7241	
	400 U STATES		64	2246	825	19991		
			64	2246	931	22470		
SLATE MANUFACTURES N O P	100 U KINGDOM			89		13924	7243	
	335 GERMANY W			2339		3058		
	344 ITALY			186		2333		
	366 PORTUGAL					3132		
	390 GERMANY E			218		395		
	400 U STATES			1973		7719		
				4805		30561		
BURRSTONES IN BLOCKS		NO					7251	
CHALK CLIFF STONE MICA SCHIST	335 GERMANY W			1319		2643	7252	
	400 U STATES			285		3652		
				1604		6295		
CHALK PREPARED	400 U STATES			1027		3529	7253	
				1027		3529		
CURLING STONES AND HANDLES	100 U KINGDOM	PAIR	742	29644	2143	85553	7254	
			742	29644	2143	85553		
FELDSPAR CRUDE ONLY	100 U KINGDOM	CWT	100	228	100	228	7255	
			100	228	100	228		

IMPORTS INTO CANADA FOR CONSUMPTION

145

Articles and Countries from which Imported	MONTH OF AUGUST 1956		EIGHT MONTHS ENDED AUGUST 1956		Class Number
	Quantities	Values (\$)	Quantities	Values (\$)	
FELDSPAR GROUND 400 U STATES	CWT 70	112	2010	2475	7256
FLINT AND GROUND FLINT STONE 327 FRANCE 400 U STATES	CWT 70	112	2010	2475	7257
FLUORSPAR 100 U KINGDOM 352 MEXICO 400 U STATES	CWT 226	355	760	1587	7258
	88738	102410	290607	347744	
	850	1754	25366	33614	
	89814	104519	316733	382945	
GANISTER 400 U STATES	CWT		5236	3722	7259
MAGN CARB FOR RUBBER PRODUCTS 100 U KINGDOM 400 U STATES	CWT		75	597	7260
			5	65	
			80	662	
MAG OX AND CARB FOR INSULATION 100 U KINGDOM 400 U STATES	CWT 3805	15945	2785	21017	7261
	3805	15945	102507	504210	
MAGNESITE CALCINED DEAD BURNED 100 U KINGDOM 215 INDIA 354 NETHRLNDS 388 YUGO SLAV 400 U STATES	CWT 70	884	1351	6368	7262
			100	646	
			443	1298	
			112324	270682	
	10824	55897	93174	525289	
	10824	56781	207392	804283	
PHOSPHATE ROCK 306 BELGIUM 328 FR AFRICA 357 NETH AMT 400 U STATES	CWT		662	2341	7263
			20000	26000	
			43747	57325	
	1454176	565319	7213819	2911516	
	1454176	565319	7278228	2997182	
SILICA SAND 400 U STATES	CWT 1404482	218281	10819279	1707583	7264
	1404482	218281	10819279	1707583	
SAND AND GRAVEL N O P 400 U STATES	TON 33491	35611	188713	231900	7265
	33491	35611	188713	231900	
SILEX OR CRYSTALLIZED QUARTZ 306 BELGIUM 309 BRAZIL 400 U STATES	CWT 223	1383	223	1383	7266
			4	4705	
	32100	16827	346053	211815	
	32323	18210	346280	217903	
STONE REFUSE 400 U STATES	TON 180	956	268	3571	7267
	180	956	268	3571	
TALC OR SOAPSTONE 327 FRANCE 344 ITALY 400 U STATES	CWT 557	1139	333	798	7268
	19113	31111	16190	33150	
	19670	32250	186669	291418	
			203192	325366	
WHITING GILDERS PARIS WHITE 100 U KINGDOM 327 FRANCE 335 GERMANY W 400 U STATES	CWT 5997	5102	33893	28438	7269
	2600	840	20001	6097	
			220	759	
	8042	12269	76024	139806	
	16639	18211	130138	175100	
STONE AND MANUFACTURES N O P 100 U KINGDOM 231 HONG KONG 335 GERMANY W 344 ITALY 400 U STATES				255	7270
				1915	
		152		366	
		594		8512	
		1037		11682	
		1783		22730	
ROOFING GRANULES 400 U STATES	CWT 215701	215953	1481467	1442353	7271
	215701	215953	1481467	1442353	
STONE CRUSHED 400 U STATES	TON 113059	119031	614480	666307	7272
	113059	119031	614480	666307	
QUARTZ PIEZO ELECTRIC 309 BRAZIL 400 U STATES	LB 1248	14035	5063	60860	7273
	125	3783	6289	89617	
	1373	17818	11352	150477	
ELECTRIC OR BLAST FURNACE SLAG 400 U STATES	CWT 58102	7765	587402	82442	7280
	58102	7765	587402	82442	
BARYTES 335 GERMANY W 344 ITALY 400 U STATES	CWT 961	2008	6990	8191	7281
			400	599	
	961	2008	10554	21835	
	961	2008	17944	30625	
CARBONS 3 TO 35 INCHES CIRCUM 100 U KINGDOM 327 FRANCE 347 JAPAN 400 U STATES		2689		28064	7282
		366		2084	
		245		245	
		45386		408056	
		48686		438449	
CARBONS OVER 35 INCHES CIRCUM 344 ITALY 400 U STATES				44768	7283
		22235		232286	
		22235		277054	

IMPORTS INTO CANADA FOR CONSUMPTION

Articles and Countries from which Imported	MONTH OF AUGUST 1956		EIGHT MONTHS ENDED AUGUST 1956		Class Number
	Quantities	Values (\$)	Quantities	Values (\$)	
ELECTRIC LIGHT CARBONS N O P					
100 U KINGDOM	LB		71	68	7284
335 GERMANY W			900	1219	
400 U STATES					
		11195	137422	91528	
		11195	138393	92815	
CRAYONS					7285
100 U KINGDOM		520		1789	
327 FRANCE		197		374	
335 GERMANY W		9561		36594	
344 ITALY				215	
347 JAPAN		1182		3133	
354 NETHRLNDS		834		834	
400 U STATES		35998		240948	
		48292		283887	
DIAMONDS UNSET					7286
100 U KINGDOM	CARAT	743	5491	765608	
207 UN SO AFR		111	472	112505	
306 BELGIUM		1851	21244	2950383	
327 FRANCE			32	11051	
354 NETHRLNDS		311	2581	467873	
360 ISRAEL		603	7294	822823	
376 SWITZRLND		6	96	23736	
400 U STATES		888	5230	810833	
		4513	42440	5964812	
EARTHS CRUDE ONLY					7287
305 AUSTRIA				991	
400 U STATES				539	
				1530	
FOUNDRY FACINGS OF ALL KINDS					7288
400 U STATES		13530		108121	
		13530		108121	
FULLERS EARTH IN BULK ONLY					7289
100 U KINGDOM		133		2548	
400 U STATES		10046		99336	
		10179		101884	
GAS IMPORTED BY PIPE LINE					7290
400 U STATES	M FT	2356804	10445251	2338612	
		2356804	10445251	2338612	
INSULATORS ELECTRIC N O P					7291
100 U KINGDOM		2816		110481	
335 GERMANY W		78		3107	
376 SWITZRLND		4229		5587	
400 U STATES		38553		449769	
		45676		568944	
MAGNESIA PIPE COVERING					7292
100 U KINGDOM				19073	
400 U STATES		6559		83426	
		6559		102499	
MINERAL WOOL N O P					7295
100 U KINGDOM	LB		3135	2140	
400 U STATES		289261	1652975	205465	
		289261	1656110	207605	
SALT TABLE					7296
400 U STATES	CWT	20	788	24116	
		20	788	24116	
SALT FOR FISHERIES					7297
100 U KINGDOM	CWT		784	874	
224 JAMAICA			62916	10818	
227 BAHAMAS		82880	220640	37475	
372 SPAIN			736009	231206	
400 U STATES			6000	3540	
		82880	1026349	283913	
SALT IN BULK N O P					7298
400 U STATES	CWT	621711	2701065	581427	
		621711	2701065	581427	
SALT IN BAGS BARRELS					7299
100 U KINGDOM	CWT	3745	17070	20851	
400 U STATES		16177	192492	147203	
		19922	209562	168054	
SULPHUR AND BRIMSTONE					7300
100 U KINGDOM	CWT	10	10	138	
400 U STATES		1432560	5336209	6662739	
		1432570	5336219	6662877	
MINERAL SUBSTANCES N O P					7301
100 U KINGDOM		5838		47111	
205 RHOD NYAS		131780		197613	
207 UN SO AFR		146782		466907	
231 HONG KONG		220		869	
306 BELGIUM				4270	
318 DENMARK				172	
327 FRANCE		1189		3698	
335 GERMANY W		395		6036	
344 ITALY		4337		44929	
347 JAPAN		564		3415	
354 NETHRLNDS				596	
359 NORWAY				875	
376 SWITZRLND		332		332	
390 GERMANY E				920	
400 U STATES		533528		3892471	
		824965		4670214	
VERMICULITE CRUDE					7302
207 UN SO AFR		11359		45410	
400 U STATES		31136		169870	
		42495		215280	
ASPHALT TILE FOR FLOORING					7303
400 U STATES	SQ FT	88335	1685142	182394	
		88335	1685142	182394	

IMPORTS INTO CANADA FOR CONSUMPTION

147

Articles and Countries from which Imported	MONTH OF AUGUST 1956		EIGHT MONTHS ENDED AUGUST 1956		Class Number
	Quantities	Values (\$)	Quantities	Values (\$)	
ANDALUSITE KYANITE MULLITE ETC	CWT				7 3 0 4
215 INDIA			4 4 8 0	1 2 6 2 3	
400 U STATES	2 2 2 5	4 8 0 7	1 6 2 3 0	5 0 7 9 6	
	2 2 2 5	4 8 0 7	2 0 7 1 0	6 3 4 1 9	

IMPORTS INTO CANADA FOR CONSUMPTION

Articles and Countries from which Imported	MONTH OF AUGUST 1956		EIGHT MONTHS ENDED AUGUST 1956		Class Number
	Quantities	Values (\$)	Quantities	Values (\$)	
<u>GROUP B</u>					
<u>CHEMICALS AND ALLIED PRODUCTS</u>					
ACID BORACIC 25 LBS OR OVER 400 U STATES	LB 215600	20413	2324187	148594	8001
	215600	20413	2324187	148594	
ACID HYDROFLUOSILICIC 400 U STATES	LB 7500	491	132048	13678	8002
	7500	491	132048	13678	
ACID MURIATIC 400 U STATES	LB 237932	3882	1304642	18543	8003
	237932	3882	1304642	18543	
ACETYSALICYLIC ACID 100 U KINGDOM 327 FRANCE 400 U STATES	LB 16620	9422	316946	181101	8004
			8000	3436	
	6750	3149	132123	61971	
	23370	12571	457069	246508	
ACID NITRIC 400 U STATES	LB 10000	813	148431	11409	8005
	10000	813	148431	11409	
ACID PHOSPHORIC 400 U STATES	LB 5155	470	380106	34716	8006
	5155	470	380106	34716	
ACID SULPHURIC 400 U STATES	LB 62637	1898	2700828	28864	8008
	62637	1898	2700828	28864	
ACID LACTIC 100 U KINGDOM 318 DENMARK 335 GERMANY W 354 NETHRLNDS 400 U STATES	LB 15031	5220	136411	37849	8009
			11420	2004	
	25507	4389	54060	11297	
	4543	2130	40533	12376	
			44925	6824	
	45081	11739	287349	70350	
ACID NICOTINIC 100 U KINGDOM 327 FRANCE 335 GERMANY W 375 SWEDEN 376 SWITZRLND 400 U STATES	LB 110	576	110	309	8010
			991	2247	
			1431	6512	
			110	576	
			55	149	
	110	355	20678	36541	
	220	931	23375	46334	
SALICYLIC ACID 100 U KINGDOM 400 U STATES	LB 2016	1174	5152	2424	8011
	1400	596	13172	5133	
	3416	1770	18324	7557	
ACID ACETIC AND PYROLIGNEOUS 100 U KINGDOM 400 U STATES	GAL		6000	35888	8012
			568	849	
			6568	36737	
ACID CITRIC 306 BELGIUM 400 U STATES	LB 530	136	26869	6174	8013
	530	136	5350	1535	
			32219	7709	
ACID CRESYLIC 100 U KINGDOM 400 U STATES	LB 10044	977	141728	13720	8015
	68190	6168	148601	26679	
	78234	7145	290329	40399	
XANTHATES FOR ORES 100 U KINGDOM 335 GERMANY W 375 SWEDEN 400 U STATES	LB 40242	7571	330	103	8016
			98184	19210	
	736128	193865	40242	7571	
	776370	201436	4640596	1116040	
			4779352	1142924	
ACID OXALIC 100 U KINGDOM 327 FRANCE 335 GERMANY W 354 NETHRLNDS 400 U STATES	LB 63920	7609	3058	604	8017
	21946	2420	33069	3935	
	2325	419	171731	19864	
	88191	10448	114209	12334	
			149732	23903	
			471799	60640	
ACID TANNIC 100 U KINGDOM 306 BELGIUM 327 FRANCE 376 SWITZRLND 400 U STATES	LB 2770	2129	9402	7111	8020
			896	532	
	1653	2637	16531	11433	
	200	502	9091	10156	
	4623	5268	38745	33853	
TARTARIC ACID CRYSTAL OR POWD 100 U KINGDOM 304 ARGENTINA 327 FRANCE 335 GERMANY W 344 ITALY 372 SPAIN 400 U STATES	LB 11023	2895	341365	117412	8021
			11023	2895	
	2205	718	8818	2463	
			34393	10627	
			66887	22365	
			8264	2403	
	100	103	1073	746	
	13328	3716	471823	158911	
ACIOS M O P 100 U KINGDOM 318 DENMARK 327 FRANCE 335 GERMANY W 347 JAPAN	LB 83471	24530	618609	200193	8022
	276	429	716	2065	
	6361	6009	330	757	
			445534	100899	
			9413	5621	

IMPORTS INTO CANADA FOR CONSUMPTION

Articles and Countries from which Imported	MONTH OF AUGUST 1956		EIGHT MONTHS ENDED AUGUST 1956		Class Number
	Quantities	Values (\$)	Quantities	Values (\$)	
352 MEXICO	22	3351	26	3851	
354 NETHRLNDS			396	511	
355 INDONESIA	220	258	220	258	
375 SWEDEN			220	1151	
376 SWITZRLND			253	729	
400 U STATES	452077	95589	4652443	1017496	
ACID ARSENIC	542427	130166	5728160	1333531	
400 U STATES	LB		408840	14490	8023
ASCORBIC ACID			408840	14490	
327 FRANCE				11551	8024
347 JAPAN				4684	
376 SWITZRLND		4328		34454	
400 U STATES		1378		120252	
ACID FORMIC		5706		170941	
335 GERMANY W	LB				8025
354 NETHRLNDS	39648	4021	479846	48195	
400 U STATES	3600	903	68800	9693	
	16926	1793	21760	3058	
ACID CHROMIC	60174	6717	570406	60946	
100 U KINGDOM	LB				8026
335 GERMANY W			10000	2626	
400 U STATES			29751	8273	
	66000	17954	655744	179184	
ACID CARBOLIC OR PHENOL	66000	17954	695495	190083	
400 U STATES	LB				8027
			4896920	831132	
AMYL ALCOHOL			4896920	831132	
400 U STATES	GAL				8032
	59	77	6925	9266	
BUTYL ALCOHOL	59	77	6925	9266	
100 U KINGDOM	LB				8034
400 U STATES			240	90	
	4430	682	174495	24098	
	4430	682	174735	24188	
METHYL ETHYL KETONE ETC	LB				8035
400 U STATES			3371749	425814	
	394732	60029	3371749	425814	
ETHYL AND METHYL ALCOHOL	394732	60029	3371749	425814	
100 U KINGDOM	P GAL				8036
381 ALASKA			2866	942	
400 U STATES			1174	1340	
	25992	5648	2634368	527264	
RUM TO BE DENATURED	25992	5648	2638408	529546	
221 B GUIANA	P GAL				8037
224 JAMAICA			965	1429	
400 U STATES			1472	1560	
			434	538	
ISOPROPYL ALCOHOL			2871	3527	
400 U STATES	GAL				8038
	125	81	5166	2989	
CELLULOSE ACETATE PHOTO FILM	125	81	5166	2989	
400 U STATES					8046
		121253		753842	
COLLODION FOR FILMS ENGRAVERS		121253		753842	
400 U STATES	GAL				8047
	31	76	85	232	
CAFFEINE AND SALTS	31	76	85	232	
100 U KINGDOM	LB				8052
327 FRANCE			7318	22523	
335 GERMANY W			20660	50833	
354 NETHRLNDS	5400	11387	59143	127503	
400 U STATES	4400	8884	46400	101117	
			25	80	
COCAINE	9800	20271	133546	302056	
100 U KINGDOM	OZ				8053
			355	4525	
CODEINE AND SALTS			355	4525	
100 U KINGDOM	OZ				8054
215 INDIA	18873	90599	43140	210117	
335 GERMANY W			1000	6992	
354 NETHRLNDS			3000	14597	
			100	617	
OPIUM DERIVATIVES N O P	18873	90599	47240	232323	
100 U KINGDOM	OZ				8056
327 FRANCE	37	253	5026	24321	
354 NETHRLNDS	528	580	18	232	
400 U STATES			728	828	
			915	6527	
OPIUM	565	833	6687	31908	
100 U KINGDOM	LB				8057
400 U STATES			90	901	
	30	300	7	100	
QUININE SALTS	30	300	97	1001	
100 U KINGDOM	OZ				8059
335 GERMANY W			13000	3862	
354 NETHRLNDS	3000	875	400	134	
400 U STATES			6375	1826	
			16700	5988	
STRYCHNINE AND SALTS	3000	875	36475	11810	
100 U KINGDOM	OZ				8060
215 INDIA	600	390	1400	908	
			1000	683	
	600	390	2400	1591	

IMPORTS INTO CANADA FOR CONSUMPTION

151

Articles and Countries from which Imported	MONTH OF AUGUST 1956		EIGHT MONTHS ENDED AUGUST 1956		Class Number
	Quantities	Values (\$)	Quantities	Values (\$)	
PREPARATIONS WEED KILLING					8069
100 U KINGDOM		1524		172891	
335 GERMANY W				1109	
400 U STATES		58534		2453982	
		60058		2627982	
NICOTINE AND SALT FOR SPRAYING	LB				8070
100 U KINGDOM			17500	13189	
400 U STATES	2471	3121	39658	42414	
	2471	3121	57158	55603	
CHLOROPICRIN INSECTICIDES					8071
347 JAPAN				1404	
400 U STATES		6238		51075	
		6238		52479	
SPRAYS IN PKGS NOT OVER 3 LBS					8072
100 U KINGDOM		9337		63971	
231 HONG KONG				268	
335 GERMANY W				9661	
400 U STATES		14818		216576	
		24155		290476	
DISINFECTANTS DIPS SPRAYS NOP					8073
100 U KINGDOM		20910		169307	
215 INDIA				680	
318 DENMARK				551	
327 FRANCE				32788	
335 GERMANY W				65671	
354 NETHRLNDS				1191	
359 NORWAY				600	
363 PERU				1421	
376 SWITZRLND		4695		30919	
400 U STATES		328290		5668675	
		353895		5971803	
MEDICINAL PREPARATIONS DRY					8074
100 U KINGDOM		39203		467822	
231 HONG KONG		3301		31760	
305 AUSTRIA				101	
306 BELGIUM				1522	
317 CZECHO S		91		183	
318 DENMARK		58		410	
327 FRANCE		18555		119739	
335 GERMANY W		1539		23476	
344 ITALY				1442	
347 JAPAN		296		2568	
354 NETHRLNDS		989		4111	
376 SWITZRLND		45296		271632	
381 ALASKA				274	
389 IRELAND				486	
400 U STATES		473567		3974115	
		582895		4899641	
MEDICINAL PREPARATIONS LIQUID					8075
100 U KINGDOM		3679		33329	
231 HONG KONG		896		5848	
234 AUSTRALIA				1066	
327 FRANCE		3770		28200	
335 GERMANY W				1325	
344 ITALY				600	
347 JAPAN				478	
354 NETHRLNDS				1562	
375 SWEDEN				547	
376 SWITZRLND		1802		21676	
400 U STATES		138393		949919	
		148540		1044550	
MEDICINAL PREPARATIONS OTHER					8076
100 U KINGDOM				723	
231 HONG KONG		355		4069	
327 FRANCE				19872	
335 GERMANY W				455	
344 ITALY				240	
347 JAPAN				826	
376 SWITZRLND				939	
400 U STATES		7914		58763	
		8269		85887	
MEDICATED WINES UNDER 40 PROOF	GAL				8077
MENTHOL NATURAL OR SYNTHETIC					8078
100 U KINGDOM				5584	
234 AUSTRALIA				7389	
309 BRAZIL				25832	
313 CHINA				24719	
335 GERMANY W				3997	
400 U STATES		9823		38362	
		9823		105883	
PAPAIN					8079
100 U KINGDOM		4901		11085	
203 B E AFR		6600		19284	
335 GERMANY W				1993	
400 U STATES		437		15297	
		11938		47659	
SPIRITS AND STRONG WATERS	GAL				8081
100 U KINGDOM	5	69	196	1349	
231 HONG KONG	770	3114	4734	20918	
327 FRANCE			4	111	
335 GERMANY W			57	804	
344 ITALY			135	842	
376 SWITZRLND	2	139	4	251	

IMPORTS INTO CANADA FOR CONSUMPTION

Articles and Countries from which Imported	MONTH OF AUGUST 1956		EIGHT MONTHS ENDED AUGUST 1956		Class Number
	Quantities	Values (\$)	Quantities	Values (\$)	
400 U STATES	262	5709	1187	22290	
EXTRACT OF CASCARA SAGRADA	1039	9031	6317	46565	8082
400 U STATES		445		11097	
PENICILLIN AND PRODUCTS		445		11097	8083
100 U KINGDOM		7967		25473	
305 AUSTRIA		3000		33000	
400 U STATES		47781		544162	
		58748		602635	
STREPTOMYCIN AND PRODUCTS					8084
100 U KINGDOM				18336	
366 PORTUGAL				359	
400 U STATES		35434		145575	
		35434		164270	
SULPHA DRUGS					8085
100 U KINGDOM		14374		65894	
317 CZECHOS		1411		1411	
318 DENMARK				27120	
327 FRANCE		619		845	
335 GERMANY W				3315	
354 NETHRLNDS				19919	
376 SWITZRLND		4719		30422	
400 U STATES		8896		224370	
		30019		373296	
ANTIBIOTICS N O P					8086
100 U KINGDOM		45557		64359	
327 FRANCE		21438		32288	
400 U STATES		170421		1349969	
		237416		1446616	
ANILINE DYES 1 LB OR OVER	LB				8091
100 U KINGDOM	63488	68659	757075	844182	
306 BELGIUM	1706	1839	11655	12823	
327 FRANCE	10275	14435	118829	183486	
335 GERMANY W	39316	24466	236926	260131	
344 ITALY			13205	12361	
354 NETHRLNDS	2200	1115	7711	7353	
376 SWITZRLND	52219	101821	405525	814153	
400 U STATES	251973	343838	2244412	3050502	
	421177	556173	3795338	5184991	
ANILINE AND COAL TAR DYES NOP	LB				8092
100 U KINGDOM			1675	2474	
400 U STATES	3655	10106	26527	62135	
	3655	10106	28202	64609	
ANILINE OIL CRUOE	LB				8093
ANILINE SALTS AND ALIZARIN	LB				8094
100 U KINGDOM	950	1457	32718	42171	
335 GERMANY W			2602	734	
376 SWITZRLND			250	141	
400 U STATES			1350	356	
	950	1457	36920	43402	
COAL TAR BASE OR SALT FOR DYES	LB				8095
100 U KINGDOM	3370	4509	58000	68234	
306 BELGIUM	441	276	2424	2249	
327 FRANCE			7187	2640	
335 GERMANY W	6375	9724	236450	154067	
344 ITALY			17623	12769	
354 NETHRLNDS	2200	1385	7830	6238	
376 SWITZRLND			7281	13184	
400 U STATES	34891	29913	370356	325890	
	47277	45807	707151	585271	
CAMWOOD AND SUMAC AND EXTRACT	CWT				8103
400 U STATES			29	377	
			29	377	
CHEM COMP FOR DYEING TANNG NOP	CWT				8104
100 U KINGDOM	457	9823	9237	174153	
327 FRANCE	44	784	536	13062	
335 GERMANY W	1421	25958	5639	105195	
376 SWITZRLND	2	188	458	23218	
400 U STATES	13668	80244	119509	720905	
	15592	116997	135379	1036533	
BASIC CHROMIC SULPHATE	CWT				8105
100 U KINGDOM	720	5775	3400	27826	
335 GERMANY W	41	476	64	672	
400 U STATES	1484	15166	17934	177366	
	2245	21417	21398	205864	
INDIGO INDIGO PASTE OR EXTRACT	CWT				8106
100 U KINGDOM	296	22039	939	75804	
400 U STATES			6	1088	
	296	22039	945	76892	
IRON AND RED LIQUOR FOR DYEING	CWT				8107
400 U STATES			87	1459	
			87	1459	
LOGWOOD AND FUSTIC EXTRACT	CWT				8109
224 JAMAICA			4	115	
400 U STATES	42	1273	395	13921	
	42	1273	399	14036	
QUEBRACHO EXTRACT	CWT				8111
304 ARGENTINA	10212	117800	50537	588325	
354 NETHRLNDS			40	469	
362 PARAGUAY	1029	11926	9734	109344	
400 U STATES	365	4787	4340	56795	
	11606	134513	64651	754933	
TERRA JAPONICA GAMBIER CUTCH	CWT				8113
100 U KINGDOM	108	1497	1538	19459	

IMPORTS INTO CANADA FOR CONSUMPTION

153

Articles and Countries from which Imported	MONTH OF AUGUST 1956		EIGHT MONTHS ENDED AUGUST 1956		Class Number
	Quantities	Values (\$)	Quantities	Values (\$)	
400 U STATES			65	776	
TURMERIC	108	1497	1603	20235	8114
215 INDIA			1133	20431	
224 JAMAICA	47	505	84	893	
400 U STATES			146	2318	
NON EDIBLE SEEDS BEANS NUTS	47	505	1363	23642	8115
224 JAMAICA			392	1168	
400 U STATES			667	7585	
CHESTNUT EXTRACT			1059	8753	8116
327 FRANCE	441	4304	793	7781	
344 ITALY	1802	17148	20623	197405	
400 U STATES			1114	12432	
SPRUCE EXTRACT	2243	21452	22530	217618	8117
400 U STATES	230	1359	3138	8977	
MYRDBALAN EXTRACT	230	1359	3138	8977	8118
100 U KINGDOM	235	2143	1243	11385	
400 U STATES			567	2184	
WATTLE EXTRACT	235	2143	1810	13569	8119
203 S E AFR	543	5278	1322	12905	
207 UN SO AFR	2236	18593	19379	167770	
HEMLOCK EXTRACT	2779	23871	20701	180675	8120
400 U STATES	52	422	438	3185	
EXTRACTS N O P DYEING TANNING	52	422	438	3185	8121
100 U KINGDOM		975	80	6351	
219 BEL OTHER	45	318	90	721	
234 AUSTRALIA	200	1648	763	5870	
335 GERMANY W			4	67	
379 TURKEY			276	2331	
400 U STATES	1869	9049	10424	71304	
BINITROTOLUOL FOR EXPLOSIVES	2114	11990	11637	86644	8131
100 U KINGDOM	44800	8064	112000	20160	
400 U STATES			900	1035	
NITRATE COMPOUNDS NOP FOR EXPL	44800	8064	112900	21195	8132
100 U KINGDOM			54800	6674	
400 U STATES	56200	6134	627780	72478	
BLASTING AND MINING POWDER	56200	6134	682580	79152	8133
400 U STATES			41350	7825	
DYNAMITE AND NITRO GLYCERINE			41350	7825	8134
400 U STATES	250	118	6498	2816	
FIREWORKS FIRECRACKERS	250	118	6498	2816	8135
100 U KINGDOM		2353		90191	
231 HONG KONG		544		101676	
335 GERMANY W				963	
347 JAPAN				5482	
354 NETHRLNDS				450	
400 U STATES		2470		71349	
FUSE NON METALLIC		5367		270111	8136
375 SWEDEN				955	
400 U STATES		1170		14548	
GUN RIFLE SPORTING POWDER		1170		15503	8137
100 U KINGDOM			39250	11835	
306 BELGIUM			600	624	
359 NORWAY			300	871	
400 U STATES	54989	43740	380560	428656	
EXPLOSIVES N O P	54989	43740	420710	441986	8138
100 U KINGDOM			1040	476	
381 ALASKA			200	90	
400 U STATES	38108	22939	206150	169400	
NITROGEN SOLUTION	38108	22939	207390	169966	8149
400 U STATES	12733	36553	444639	1415026	
NITROGEN FERTILIZER N O P	12733	36553	444639	1415026	8150
335 GERMANY W			1000	2500	
400 U STATES			3552	10160	
AMMONIUM SULPHATE			4552	12660	8151
100 U KINGDOM	905	2753	4738	15636	
335 GERMANY W			3744	9883	
400 U STATES	1400	4241	33608	71039	
BASIC SLAG	2305	6994	42090	96558	8152
POTASH MURIATE OF					8155
327 FRANCE			10009	18976	
335 GERMANY W			177498	226141	
400 U STATES	111451	129098	1107834	1275448	
POTASH SULPHATE OF	111451	129098	1295341	1520565	8156
327 FRANCE			3000	8066	

IMPORTS INTO CANADA FOR CONSUMPTION

Articles and Countries from which Imported	MONTH OF AUGUST 1956		EIGHT MONTHS ENDED AUGUST 1956		Class Number
	Quantities	Values (\$)	Quantities	Values (\$)	
335 GERMANY W			11300	19961	
400 U STATES	10263	17087	157818	263376	
SODA NITRATE OR CUBIC NITRE	10263	17087	172118	291403	8157
100 U KINGDOM	CWT 111	440	459	2119	
312 CHILE	300	955	6200	16368	
335 GERMANY W			110	327	
354 NETHRLNDS			110	324	
400 U STATES	10465	23312	336767	738390	
TRIPLE SUPERPHOSPHATE	10876	24707	343646	757528	8161
400 U STATES	CWT 12584	29179	398074	914840	
SUPERPHOSPHATE N O P	12584	29179	398074	914840	8162
400 U STATES	CWT 285685	261345	2311415	2174185	
PHOSPHATE FERTILIZER N O P	285685	261345	2311415	2174185	8163
400 U STATES	CWT 446	1833	20862	77074	
SULPHATE OF POTASH MAGNESIA	446	1833	20862	77074	8164
400 U STATES	CWT 1200	795	22830	17199	
POTASH FERTILIZER N O P	1200	795	22830	17199	8165
400 U STATES	CWT		410	2275	
FERTILIZER MIXED			410	2275	8166
100 U KINGDOM	CWT		108	2577	
400 U STATES	1621	9545	47859	339143	
FERTILIZER MATERIALS N O P	1621	9545	47967	341720	8167
100 U KINGDOM	CWT		98	574	
375 SWEDEN			299	12908	
400 U STATES	3728	7806	96030	260957	
LITHARGE	3728	7806	96427	274439	8171
100 U KINGDOM	CWT 392	6998	3753	68858	
335 GERMANY W			161	3047	
400 U STATES	1566	29199	8915	165208	
LEAD RED DRY ORANGE MINERAL	1958	36197	12829	237113	8172
100 U KINGDOM	LB 35000	6356	260868	46702	
400 U STATES			11800	2187	
LEAD WHITE DRY			272668	48889	8173
400 U STATES	LB		42217	5173	
LEAD WHITE GROUND IN OIL			42217	5173	8174
400 U STATES	LB		6080	1380	
ANTIMONY OXIDE			6080	1380	8179
100 U KINGDOM	LB		128880	30989	
306 BELGIUM			6721	1587	
400 U STATES	400	184	47530	12269	
LAMP BLACK	400	184	183131	44845	8180
335 GERMANY W	LB		13401	1417	
400 U STATES	15420	2690	112468	21611	
TITANIUM OXIDE	15420	2690	125869	23028	8181
100 U KINGDOM	LB 1535310	303485	13225428	2705284	
317 CZECHO S			55225	16167	
335 GERMANY W			145783	34424	
344 ITALY			49074	16613	
347 JAPAN	11023	3103	33071	10839	
400 U STATES	4723725	790788	41554014	6373977	
CARBON BLACK	6270058	1097376	55062595	9157304	8182
100 U KINGDOM	LB		36175	11272	
400 U STATES	2404639	146335	27094361	1667228	
BONE BLACK AND IVORY BLACK	2404639	146335	27130536	1678500	8183
400 U STATES	LB 25750	4928	175220	32798	
BLANC FIXE	25750	4928	175220	32798	8184
100 U KINGDOM	LB 2000	200	27380	3565	
306 BELGIUM			29995	1256	
335 GERMANY W			201268	6530	
400 U STATES	20116	1879	274917	13160	
BRONZE POWDER	22116	2079	533560	24511	8185
100 U KINGDOM	LB		3017	2978	
400 U STATES	1564	1605	9184	11784	
LITHOPONE	1564	1605	12201	14762	8186
100 U KINGDOM	LB 148800	10004	1392699	119032	
306 BELGIUM			44092	2433	
335 GERMANY W	22046	1100	557095	39978	
354 NETHRLNDS	70000	4715	102046	6022	
400 U STATES	18550	1746	1320428	100166	
OXIDE OF COBALT	259396	17565	3416360	267631	8187
100 U KINGDOM	LB		224	404	
400 U STATES			8880	21357	
			9104	21761	

IMPORTS INTO CANADA FOR CONSUMPTION

155

Articles and Countries from which Imported	MONTH OF AUGUST 1956		EIGHT MONTHS ENDED AUGUST 1956		Class Number
	Quantities	Values (\$)	Quantities	Values (\$)	
OXIDE OF COPPER	LB				8188
100 U KINGDOM	22400	10038	114790	61193	
400 U STATES	618	1432	5731	5259	
	23018	11470	120521	66452	
OXIDES FILLERS COLOURS DRY NOP	LB				8189
100 U KINGDOM	48382	21997	697926	263208	
306 BELGIUM			2002	681	
318 DENMARK	2663	4693	9295	13488	
327 FRANCE	264	118	451	222	
335 GERMANY W	113078	7787	761414	62345	
354 NETHRLNOS	6320	2022	11590	5315	
372 SPAIN			202517	4522	
376 SWITZRLND			495	1248	
400 U STATES	520575	191736	7116958	2100104	
	691282	228353	8802648	2451133	
PARIS GREEN DRY	LB				8190
400 U STATES			3640	1209	
			3640	1209	
SATIN WHITE	LB				8191
400 U STATES	51836	894	658311	11506	
	51836	894	658311	11506	
ULTRAMARINE BLUE	LB				8192
DRY OR PULP					
100 U KINGDOM	11060	2101	144571	26716	
400 U STATES	22500	5322	131790	37223	
	33560	7423	276361	63939	
ZINC WHITE OXIDE	LB				8193
100 U KINGDOM			44800	5211	
400 U STATES	181500	25556	894715	125542	
	181500	25556	939515	130753	
OXIDE OF TIN	LB				8194
100 U KINGDOM	4224	3955	47242	47201	
400 U STATES			550	599	
	4224	3955	47792	47800	
OCHRES SIENNAS AND UMBERS	LB				8201
100 U KINGDOM	1500	61	55224	1550	
375 SWEDEN			16535	477	
400 U STATES	145800	5910	1334765	56784	
	147300	5971	1406524	58811	
PUTTY	LB				8202
100 U KINGDOM			6798	385	
400 U STATES	42899	6006	479054	82463	
	42899	6006	485852	82848	
ARTISTS AND CHILDRENS COLOURS					8211
100 U KINGDOM		39562		250550	
306 BELGIUM				330	
327 FRANCE				1369	
335 GERMANY W		1579		5072	
347 JAPAN				1218	
354 NETHRLNDS		113		973	
400 U STATES		36502		187369	
		77756		446881	
GOLD LIQUID PAINT					8212
400 U STATES		1018		5166	
		1018		5166	
LIQUID FILLERS AND PAINTS NOP	GAL				8213
100 U KINGDOM	1376	6543	13071	45516	
231 HONG KONG			300	926	
236 NEW ZEAL			192	1297	
306 BELGIUM			598	1905	
318 DENMARK			95	457	
335 GERMANY W	77	402	474	3015	
354 NETHRLNDS			35	270	
375 SWEDEN			83	193	
381 ALASKA			45	191	
400 U STATES	63102	215367	496604	1777278	
	64555	222312	511497	1831048	
SPIRIT VARNISHES AND LACQUERS	GAL				8214
100 U KINGDOM	153	1097	1261	9141	
318 DENMARK			77	346	
335 GERMANY W	200	990	2664	18014	
376 SWITZRLND			37	352	
400 U STATES	5996	26576	48921	221393	
	6349	28663	52960	249246	
STAINS AND OXIDES	LB				8215
100 U KINGDOM	370	380	13007	19947	
400 U STATES	15472	14695	273739	284638	
	15842	15075	286746	304585	
VARNISHES LACQUERS JAPANS NOP	GAL				8216
100 U KINGDOM	449	1844	2245	10306	
318 DENMARK			78	213	
327 FRANCE			24	121	
335 GERMANY W			73	465	
354 NETHRLNDS	125	480	215	787	
376 SWITZRLND			127	599	
400 U STATES	25954	58962	238259	566835	
	26528	61286	241021	579326	
ALCOHOLIC PERFUMES UNDER 4 OZ					8221
100 U KINGDOM		1436		9110	
231 HONG KONG				83	
316 CUBA				98	
327 FRANCE		42130		159066	
335 GERMANY W		13207		30029	
344 ITALY		334		2680	
354 NETHRLNDS		1061		1189	

IMPORTS INTO CANADA FOR CONSUMPTION

Articles and Countries from which Imported	MONTH OF AUGUST 1956		EIGHT MONTHS ENDED AUGUST 1956		Class Number
	Quantities	Values (\$)	Quantities	Values (\$)	
372 SPAIN				613	
383 HAWAII				483	
400 U STATES		21886		115382	
ALCOHOLIC PERFUMES OVER 4 OZ		80054		318733	
100 U KINGDOM	GAL 22	2336	247	19888	8222
231 HONG KONG			11	112	
327 FRANCE	93	10125	521	35144	
335 GERMANY W	101	2211	303	4944	
344 ITALY			9	640	
400 U STATES	74	1490	233	3653	
POMADES FRENCH	290	16162	1324	64381	8223
PERFUMERY TOILET PREPARATIONS	LB				8224
100 U KINGDOM		10769		86690	
327 FRANCE		3818		45159	
334 ST PIERRE				372	
335 GERMANY W		4713		49244	
344 ITALY		454		6849	
347 JAPAN				271	
354 NETHRLNDS		310		14230	
375 SWEDEN				167	
376 SWITZRLND				990	
383 HAWAII				1078	
400 U STATES		74815		537462	
CASTILE SOAP		94879		742512	8231
327 FRANCE	LB 11204	1551	19596	2733	
372 SPAIN			2000	318	
400 U STATES	6000	1931	16775	4237	
COMMON OR LAUNDRY SOAP	17204	3482	38371	7988	
100 U KINGDOM	LB		111331	14129	8232
354 NETHRLNDS			1995	197	
400 U STATES	29000	4137	633265	91850	
LIQUID SOAP	29000	4137	746591	106176	
100 U KINGDOM	LB		2320	204	8234
376 SWITZRLND			1544	487	
400 U STATES	152266	33836	965673	229275	
SOAP POWDERS AND FLAKES	152266	33836	969537	229966	
100 U KINGDOM	LB		57796	6631	8235
335 GERMANY W			79	72	
354 NETHRLNDS			714	63	
376 SWITZRLND			1433	455	
400 U STATES	587184	82196	4387783	633304	
TOILET SOAP N O P	587184	82196	4447805	640525	
100 U KINGDOM		19235		79125	8236
215 INDIA				328	
305 AUSTRIA		1528		2392	
306 BELGIUM		716		4279	
318 DENMARK				1161	
327 FRANCE				755	
335 GERMANY W		3878		8086	
354 NETHRLNDS		1624		4439	
360 ISRAEL				2884	
372 SPAIN				307	
376 SWITZRLND		537		740	
400 U STATES		27609		74321	
WHALE OIL SOAP		55127		178817	
100 U KINGDOM	LB		20160	1086	8237
400 U STATES			11543	1433	
SOAP N O P			31703	2519	
100 U KINGDOM				7801	8238
215 INDIA				284	
234 AUSTRALIA				143	
376 SWITZRLND				593	
400 U STATES		18474		111662	
ALUM IN BULK NOT CALCINED		18474		120483	
100 U KINGDOM	CWT 750	2424	3642	12286	8251
306 BELGIUM			440	898	
335 GERMANY W			543	1122	
375 SWEDEN			440	2546	
400 U STATES	664	3392	6181	29304	
CHLORIDE OF ALUMINUM	1414	5816	11246	46156	
400 U STATES	CWT 2596	37382	18944	265922	8252
SULPHATE OF IRON COPPERAS	2596	37382	18944	265922	
100 U KINGDOM	CWT 448	420	1215	1725	8253
400 U STATES	904	1760	10297	18074	
SULPHATE OF ALUMINA ALUM CAKE	1352	2180	11512	19799	
100 U KINGDOM	CWT 34620	58507	94100	158049	8254
335 GERMANY W			652	1161	
400 U STATES	7200	13274	75845	145893	
AMMONIA NITRATE	41820	71781	170597	305103	
400 U STATES	LB 55318	3468	957072	65452	8261
	55318	3468	957072	65452	

IMPORTS INTO CANADA FOR CONSUMPTION

157

Articles and Countries from which Imported	MONTH OF AUGUST 1956		EIGHT MONTHS ENDED AUGUST 1956		Class Number	
	Quantities	Values (\$)	Quantities	Values (\$)		
SAL AMMONIAC	100 U KINGDOM	LB 80000	5352	281950	19444	8262
	335 GERMANY W			110626	5303	
	354 NETHRLNDS	6600	327	28702	1216	
	400 U STATES	16652	2339	32282	4818	
		103252	8018	453560	30781	
SAL AMMONIAC SKIMMINGS	100 U KINGDOM	LB		6720	561	8263
	306 BELGIUM			44100	3182	
	335 GERMANY W			99138	7272	
	400 U STATES	51300	5102	226258	23905	
		51300	5102	376216	34920	
AMMONIA COMPOUNDS N O P	100 U KINGDOM	LB		149665	15445	8264
	335 GERMANY W	6560	605	132848	9702	
	354 NETHRLNDS	11165	460	11200	1477	
	400 U STATES	2240	289	3927259	197063	
		500557	8777	4220972	223687	
AMMONIA ANHYDROUS	400 U STATES	LB		26546322	1086238	8265
		2679260	105910	26546322	1086238	
ANTIMONY SALTS TARTAR EMETIC	313 CHINA	LB		55115	10165	8271
	335 GERMANY W			2205	1112	
	400 U STATES	500	347	10566	6637	
		500	347	67886	17914	
ARSENOUS OXIDE ARSEN SULPHIDE	400 U STATES	LB		16320	1691	8273
				16320	1691	
COPPER SUBACETATE PRECIPITATE	400 U STATES	LB		400	220	8274
				400	220	
COPPER SULPHATE	100 U KINGDOM	LB		827574	119494	8275
	400 U STATES	114800	13755	593641	123289	
		37769	5944	1421215	242783	
TIN BICHLORIDE TIN CRYSTALS	100 U KINGDOM	LB		1000	748	8277
	400 U STATES	600	605	5280	5111	
		600	605	6280	5859	
ZINC CHLORIDE	100 U KINGDOM	LB		92890	9303	8278
	400 U STATES	6720	682	86294	13001	
		4407	1435	179184	22304	
ZINC SULPHATE	100 U KINGDOM	LB		1067662	52351	8279
	306 BELGIUM	57612	2264	119775	4447	
	335 GERMANY W			225669	10435	
	400 U STATES	7071	722	381270	25430	
		64683	2986	1794376	92663	
BISMUTH SALTS	100 U KINGDOM				15959	8291
	400 U STATES				2739	
					18698	
LEAD ACETATE NOT GROUND	100 U KINGDOM	LB		119256	21098	8292
	335 GERMANY W	13892	2263	2205	353	
	400 U STATES	500	180	2200	633	
		14392	2443	123661	22084	
LEAD ARSENATE	400 U STATES	LB		133671	26161	8293
				133671	26161	
LEAD NITRATE NOT GROUND	100 U KINGDOM	LB		154919	24806	8294
	400 U STATES	4998	979	34398	6497	
		4998	979	189317	31303	
COMPOUNDS OF TETRAETHYL LEAD	400 U STATES	LB		30638563	11221816	8295
		3045969	1112394	30638563	11221816	
BROMINE	400 U STATES	LB		99	187	8301
		99	187	23944	9147	
CHLORINE LIQUID CHLORINE GAS	400 U STATES	LB		23944	9147	8303
		5285450	151569	44658395	1280954	
		5285450	151569	44658395	1280954	
IODINE CRUDE	312 CHILE	LB		4481	6364	8304
	400 U STATES	2770	4015	71678	99225	
		2770	4015	76159	106289	
IODIZED SALTS FOR ANIMALS	100 U KINGDOM				925	8305
	400 U STATES				4860	
			319		5785	
CALCIUM ARSENATE	400 U STATES	LB		12000	888	8311
				12000	888	
CALCIUM CHLORIDE	400 U STATES	CWT		485037	685861	8315
		98760	139144	485037	685861	
CHLORIDE OF LIME	100 U KINGDOM	CWT		11701	45983	8316
	347 JAPAN	2194	8453	463	6016	
	354 NETHRLNDS	331	4167	298	805	
	400 U STATES	149	403	4361	76790	
		406	6625	16823	129594	

IMPORTS INTO CANADA FOR CONSUMPTION

Articles and Countries from which Imported	MONTH OF AUGUST 1956		EIGHT MONTHS ENDED AUGUST 1956		Class Number
	Quantities	Values (\$)	Quantities	Values (\$)	
CALCIUM MOLYBDATE	LB				8318
400 U STATES	94162	79280	310689	336814	
	94162	79280	310689	336814	
CALCIUM COMPS N O P EXC CITRATE	LB				8319
100 U KINGDOM	18000	593	138497	21217	
318 DENMARK			2000	471	
327 FRANCE	1000	1319	2440	3518	
335 GERMANY W	5500	1022	8842	2508	
354 NETHRLNDS	111000	21528	129088	26908	
359 NORWAY			20000	566	
376 SWITZRLND			6600	15463	
400 U STATES	605980	48130	4247338	457394	
	741480	72592	4554805	528045	
ARGOLS	LB				8321
CREAM OF TARTAR IN CRYSTALS	LB				8322
100 U KINGDOM	24640	6931	87360	25534	
335 GERMANY W	2202	517	18010	4400	
344 ITALY	10000	2699	82826	19963	
354 NETHRLNDS			2202	559	
372 SPAIN			16534	3431	
400 U STATES			162	57	
	36842	10147	207094	53944	
POTASH AND PEARL ASH	LB				8323
335 GERMANY W			10137	845	
400 U STATES	22450	1910	365515	31438	
	22450	1910	375652	32283	
POTASH BICARBONATE	LB				8325
100 U KINGDOM	1120	144	12520	1634	
335 GERMANY W			3086	259	
400 U STATES			1500	252	
	1120	144	17106	2145	
POTASH BICHRIMATE CRUDE	LB				8326
100 U KINGDOM	2500	411	62000	9377	
335 GERMANY W			11065	1605	
400 U STATES	24480	4078	169235	28201	
	26980	4489	242300	39183	
POTASH CAUSTIC	LB				8327
327 FRANCE			145202	15039	
335 GERMANY W			338180	30705	
354 NETHRLNDS	22222	1986	49339	4400	
375 SWEDEN	2300	508	13060	2934	
400 U STATES	286430	15843	3223051	155588	
	310952	18337	3768832	208636	
POTASH CHLORATE GROUND	LB				8329
376 SWITZRLND			67369	7684	
400 U STATES	400	225	27042	5328	
	400	225	94411	13012	
POTASH RED OR YELLOW PRUSSIAE	LB				8330
100 U KINGDOM			112	88	
335 GERMANY W			1000	240	
354 NETHRLNDS			4400	1135	
390 GERMANY E			4409	762	
400 U STATES	1000	468	8720	3772	
	1000	468	18641	5997	
POTASH NITRATE OR SALTPETRE	LB				8331
100 U KINGDOM			22642	2589	
335 GERMANY W	135252	7758	490827	27071	
354 NETHRLNDS			44092	2702	
400 U STATES			81965	4968	
	135252	7758	639526	37330	
POTASH COMPOUNDS N O P	LB				8332
100 U KINGDOM	25969	6348	141815	48455	
327 FRANCE			2971	1076	
335 GERMANY W	3205	4057	74644	12006	
354 NETHRLNDS	44275	8241	222639	34190	
400 U STATES	471660	44537	2073875	243007	
	545109	63183	2515944	338734	
CLEANING COMPOUNDS SODIUM BASE	LB				8337
100 U KINGDOM			16464	1757	
335 GERMANY W			2281	441	
400 U STATES	1488213	178648	10370568	1314538	
	1488213	178648	10389313	1316736	
SODA BENZOATE	LB				8338
400 U STATES			1800	500	
			1800	500	
SODA BROMIDE	LB				8339
100 U KINGDOM			20916	8582	
400 U STATES			13350	4093	
			34266	12675	
SODA CITRATE	LB				8340
400 U STATES	1500	444	50050	14729	
	1500	444	50050	14729	
BAKING POWDER	LB				8341
335 GERMANY W	1607	531	3875	2723	
344 ITALY			1896	1325	
	1607	531	5771	4048	
BORAX	LB				8342
100 U KINGDOM			1240	270	
400 U STATES	1333580	39015	14331255	430100	
	1333580	39015	14332495	430370	
GLAUBER SALTS	LB				8343
335 GERMANY W			1234545	15089	
400 U STATES	332060	5779	2703280	51043	
	332060	5779	3937825	66132	

IMPORTS INTO CANADA FOR CONSUMPTION

159

Articles and Countries from which Imported	MONTH OF AUGUST 1956		EIGHT MONTHS ENDED AUGUST 1956		Class Number	
	Quantities	Values (\$)	Quantities	Values (\$)		
SODA ARSENIATE BINARY ARSENIATE 100 U KINGDOM 400 U STATES	LB		11200 39230 50430	1015 21161 22176	B 344	
SODA ASH OR BARILLA 100 U KINGDOM 400 U STATES	LB	8434021 12398975 20832996	108323 183163 291486	41554297 121417515 162971812	595188 1807313 2402501	B 345
SODA BICARBONATE 100 U KINGDOM 400 U STATES	LB	364000 728800 1092800	6769 17030 23799	4086600 6368950 10455550	72206 152666 224872	B 346
SODA BICROMATE 100 U KINGDOM 207 UN SO AFR 335 GERMANY W 400 U STATES	LB	120500 110230 394900 625630	13333 12503 48855 74691	1144000 430120 143217 2195081 3912418	125263 54160 16326 270014 465763	B 347
SODA BISULPHATE OR NITRE CAKE 400 U STATES	LB	256660 256660	6208 6208	1925270 1925270	43114 43114	B 348
SODA BISULPHITE 100 U KINGDOM 335 GERMANY W 400 U STATES	LB	17920 17920	885 885	196638 24205 397692 618535	10232 962 18244 29438	B 349
SODA CAUSTIC IN PACKAGES 100 U KINGDOM 327 FRANCE 375 SWEDEN 400 U STATES	LB	1700 1398000 1399700	285 48973 49258	523568 1387 22200 24406739 24953894	19460 92 3500 870939 893991	B 350
SODA CAUSTIC IN SOLUTION 400 U STATES	LB	13614094 13614094	173484 173484	163832048 163832048	2211524 2211524	B 352
SODA CHLORATE 400 U STATES	LB			489120 489120	40331 40331	B 353
SODIUM CYANIDE 100 U KINGDOM 335 GERMANY W 354 NETHRLNDS 400 U STATES	LB	376080 115000 3000 494080	51913 15164 536 67613	4201415 542287 61939 167900 4973541	545831 70337 7058 28265 651491	B 354
SODIUM GLUTAMATE 347 JAPAN 400 U STATES	LB	10040 39990 50030	9780 45692 55472	35120 110340 145460	38155 127660 165815	B 355
SODA HYPOSULPHITE 100 U KINGDOM 400 U STATES	LB	33600 22000 55600	1103 1344 2447	225820 395742 621562	7959 23047 31006	B 356
SODA NITRITE 100 U KINGDOM 335 GERMANY W 400 U STATES	LB	170725 400 171125	6603 71 6674	638997 57320 5374 701691	25045 2173 635 27853	B 357
SODA PEROXIDE 100 U KINGDOM 335 GERMANY W 400 U STATES	LB	65625 15873 1115 82613	8711 2358 420 11489	467745 15873 284172 767790	61849 2358 44638 108845	B 358
SODA PHOSPHATE N 0 P 100 U KINGDOM 335 GERMANY W 400 U STATES	LB	293221 293221	31045 31045	3340 4400 2545203 2552943	1274 769 284965 287008	B 359
SODA PRUSSATE 100 U KINGDOM 306 BELGIUM 335 GERMANY W 400 U STATES	LB	33000 33000	3274 3274	44800 90000 186926 49200 370926	6418 9136 18469 6763 40786	B 360
SODA SAL 100 U KINGDOM 400 U STATES	LB	750 750	56 56	32500 119530 152030	419 2945 3364	B 361
SODA SILICATE 100 U KINGDOM 400 U STATES	LB	101200 380214 481414	2925 15748 18673	685225 2975238 3660463	20029 136445 156474	B 362
SODA SULPHATE CRUDE SALT CAKE 100 U KINGDOM 400 U STATES	LB	3792694 3792694	35053 35053	11646880 27806960 38853840	122711 248209 370920	B 363
SODA SULPHIDE 100 U KINGDOM 400 U STATES	LB	40656 208340 248996	1730 10108 11838	293328 1771491 2064819	12805 88807 101612	B 364
SODA SULPHITE 100 U KINGDOM 306 BELGIUM 335 GERMANY W 400 U STATES	LB	11200 44092 326650 381942	627 1950 9909 12486	253440 2204600 71703 1113542 3643285	6321 42050 3364 39244 90979	B 365

IMPORTS INTO CANADA FOR CONSUMPTION

Articles and Countries from which Imported	MONTH OF AUGUST 1956		EIGHT MONTHS ENDED AUGUST 1956		Class Number
	Quantities	Values (\$)	Quantities	Values (\$)	
SODIUM COMPOUNDS N O P	LB				8366
100 U KINGDOM	187302	26320	1367048	186358	
317 CZECHOS			45032	2536	
327 FRANCE			69895	38048	
335 GERMANY W	10830	3484	262184	44961	
344 ITALY	22046	2114	22046	2114	
347 JAPAN			22046	1282	
354 NETHRLNOS	71986	5634	135786	11964	
375 SWEDEN	22535	3424	55584	9167	
376 SWITZRLND			485	778	
390 GERMANY E			550	613	
400 U STATES	1344441	125058	10265692	890826	
	1659140	166034	12246348	1188647	
SODA PHOSPHATE DISODIUM	LB				8367
400 U STATES	2100	207	47750	3812	
	2100	207	47750	3812	
SODA PHOSPHATE TRISODIUM	LB				8368
400 U STATES	112750	6114	731400	37622	
	112750	6114	731400	37622	
SODA FLUORIDE	LB				8369
100 U KINGDOM	60128	7204	447548	48724	
400 U STATES	4500	557	96730	15369	
	64628	7761	544278	64093	
SODA ANTIMONATE	LB				8370
400 U STATES			209000	57189	
			209000	57189	
ACID PHOSPHATE NOT MEDICINAL	LB				8371
100 U KINGDOM			30300	3610	
400 U STATES	116615	10562	1394041	129670	
	116615	10562	1424341	133280	
BARIUM PEROXIOE	LB				8372
HYDROGEN PEROXIDES IN SOLUTION	LB				8373
100 U KINGDOM			12144	3201	
335 GERMANY W			18629	2692	
400 U STATES	218433	41732	1289092	262328	
	218433	41732	1319865	268221	
MAGNESIUM CARBONATE	LB				8374
100 U KINGDOM	36000	2569	436066	32281	
400 U STATES	12950	1108	26590	2742	
	48950	3677	462656	35023	
MAGNESIUM SALTS COMPOUNDS NOP	LB				8375
100 U KINGDOM	9500	8178	168190	57862	
335 GERMANY W			26456	463	
354 NETHRLNOS			22266	2542	
400 U STATES	945661	18835	9877349	223848	
	955161	27013	10094261	284715	
MAGNESIUM SULPHATE EPSOM SALTS	LB				8376
100 U KINGDOM	20814	599	57754	1847	
335 GERMANY W	160868	1674	1777174	16388	
354 NETHRLNOS			187392	1633	
400 U STATES	38000	896	1020010	21317	
	219682	3169	3042330	41185	
MERCURY SALTS					8377
100 U KINGDOM				131	
400 U STATES		291		1153	
		291		1284	
PHOSPHORUS AND COMPOUNDS N O P	LB				8378
100 U KINGDOM			295	998	
400 U STATES	7777	1073	135929	22078	
	7777	1073	136224	23076	
RADIUM					8379
100 U KINGDOM		18372		116197	
400 U STATES		750		28789	
		19122		144986	
MOLYBDENUM OXIDE	LB				8380
400 U STATES			592572	448244	
			592572	448244	
ETHYL CHLORIDE	LB				8388
400 U STATES	1444	1544	437436	48855	
	1444	1544	437436	48855	
ACETONE					8389
400 U STATES		1700		6138	
		1700		6138	
ETHYLENE DICHLORIDE	LB				8390
400 U STATES	8550	919	49740	4673	
	8550	919	49740	4673	
AMYL ACETATE					8391
100 U KINGDOM				231	
400 U STATES		372		11171	
		372		11402	
BLACKING SHOE LEATHER DRESSING					8392
100 U KINGDOM		8868		44726	
305 AUSTRIA				1176	
306 BELGIUM				883	
335 GERMANY W				1041	
344 ITALY				179	
354 NETHRLNOS				145	
376 SWITZRLND		3427		8441	
400 U STATES		74195		626842	
		86490		683433	
BLUEING LAUNORY					8393
100 U KINGDOM		2553		6181	
400 U STATES				7646	
		2553		13827	

IMPORTS INTO CANADA FOR CONSUMPTION

161

Articles and Countries from which Imported	MONTH OF AUGUST 1956		EIGHT MONTHS ENDED AUGUST 1956		Class Number
	Quantities	Values (\$)	Quantities	Values (\$)	
CAMPHOR NATURAL OR SYNTHETIC 100 U KINGDOM 335 GERMANY W 400 U STATES	LB 2204 6473 8677	1020 4151 5171	9200 13218 45901 68319	4551 5930 26037 36518	8394
CARBON BISULPHIDE N O P 400 U STATES	LB 120 120	56 56	1227291 1227291	58039 58039	8395
CARBON TETRACHLORIDE 335 GERMANY W 400 U STATES	LB 1100 1100	183 183	44092 181210 225302	3602 16871 20473	8396
CHLOROFORM 100 U KINGDOM 335 GERMANY W 400 U STATES	LB 112 24759 24871	77 4191 4268	712 3086 151599 155397	444 477 29523 30444	8397
CYANIDE OF POTASSIUM 100 U KINGDOM 318 DENMARK 335 GERMANY W 400 U STATES	LB 40544 7386 2350 35292		85572	12883 2537 710 14381 30511	8398
ETHYLENE GLYCOL FOR ANTIFREEZE 400 U STATES	LB 460 460			92 92	8399
ETHYLENE GLYCOL N O P 400 U STATES	LB 4472 4472	1307 1307	129947 129947	20594 20594	8400
FORMALDEHYDE 100 U KINGDOM 400 U STATES	LB 256170 256170	9986 9986	6633 4529637 4536270	199 170523 170722	8401
GLYCERINE CRUDE 400 U STATES	LB 360645 360645	66818 66818	2751595 2751595	517577 517577	8402
GLYCERINE FOR EXPLOSIVES 400 U STATES	LB 163040 163040	45318 45318	950230 950230	280262 280262	8403
GLYCERINE N O P 400 U STATES	LB 42750 42750	13264 13264	543260 543260	163868 163868	8404
INK PRINTING 100 U KINGDOM 305 AUSTRIA 318 DENMARK 335 GERMANY W 347 JAPAN 400 U STATES	LB 14483 1413 2101 97651 115648	9275 346 1554 62241 73416	278438 1613 2526 21586 603 900105 1204871	135953 468 2573 14546 418 504073 658031	8405
INK ROTOGRAVURE 100 U KINGDOM 400 U STATES	LB 115140 115140	31286 31286	50 570590 570640	56 150873 150929	8406
INK WRITING 100 U KINGDOM 306 BELGIUM 335 GERMANY W 400 U STATES	LB 54 789 4753 5596			3862 1018 6204 52539 63623	8407
NAPHTHALENE FLAKES AND BALLS 306 BELGIUM 335 GERMANY W 354 NETHRLNDS 400 U STATES	LB 40440 40440	11898 11898	21168 55046 143156 388156 607526	1951 4683 12410 78389 97433	8408
NITROUS ETHER 400 U STATES	GAL 4 4	74 74	34 34	618 618	8409
CHEMICALS FOR SYNTHETIC RESINS 335 GERMANY W 354 NETHRLNDS 400 U STATES	LB 11023 3250 26885 41158	3340 3250 6237 12827	17024 3250 843400 863674	5167 3250 306903 315320	8410
SULPHURIC ETHER 100 U KINGDOM 400 U STATES	LB 250 102013 102263	247 12502 12749	800 567726 568526	816 87501 88317	8411
THEOBROMINE DIMETHYL SULPHATE LB					8412
POLISH KNIFE OR OTHER N O P 100 U KINGDOM 335 GERMANY W 354 NETHRLNDS 376 SWITZRLND 400 U STATES	LB 2017 385 32134 34536			21533 3579 978 695 302857 329642	8413
VANILLIN 100 U KINGDOM 335 GERMANY W 400 U STATES	LB 550 224 774	2352 1221 3573	2600 224 1310 4134	10353 1221 4855 16429	8414
ALL OTHER DRUGS CHEMICALS NOP 100 U KINGDOM		497750		3048053	8415

IMPORTS INTO CANADA FOR CONSUMPTION

Articles and Countries from which Imported	MONTH OF AUGUST 1956		EIGHT MONTHS ENDED AUGUST 1956		Class Number
	Quantities	Values (\$)	Quantities	Values (\$)	
231 HONG KONG		803		33410	
234 AUSTRALIA				1362	
236 NEW ZEAL				14596	
305 AUSTRIA		1802		18562	
306 BELGIUM				18949	
317 CZECHOS		130		2246	
318 DENMARK		953		18667	
326 FINLAND				109	
327 FRANCE		7265		115303	
335 GERMANY W		33636		473145	
336 GREECE				254	
344 ITALY		570		14972	
347 JAPAN		10698		37163	
352 MEXICO		2878		19459	
354 NETHRLNDS		28886		117938	
359 NORWAY		550		3258	
372 SPAIN				455	
375 SWEDEN		7340		35108	
376 SWITZRLMD		40054		526166	
381 ALASKA		87		1317	
400 U STATES		3597204		34726079	
		4230606		39226571	
PHTHALIC ANHYDRIDE	LB				8416
306 BELGIUM			253760	43942	
327 FRANCE			325550	57451	
335 GERMANY W	55115	9710	452494	77997	
344 ITALY	111995	19036	1541972	277864	
365 POLAND			55125	10749	
400 U STATES			749764	152279	
		167110	28746	3378665	620282
MATERIALS NOP FOR PLASTICS					8422
100 U KINGDOM				16816	
306 BELGIUM		4988		15011	
335 GERMANY W		30447		169751	
400 U STATES		541702		5609608	
		577137		5811186	
CASINGS SYNTHETIC FOR MEATS	LB				8423
335 GERMANY W	97	209	582	1351	
400 U STATES	26234	38276	224798	311076	
	26331	38485	225380	312427	
TUNGSTEN CARBIDE IN TUBES					8425
400 U STATES		9334		98009	
		9334		98009	
BUTADIENE					8428
400 U STATES		551349		3328294	
		551349		3328294	
ETHYL BENZENE	GAL				8429
400 U STATES			533865	404080	
			533865	404080	
GASOLINE ANTI OXIDANTS	LB				8430
400 U STATES	30088	20531	427544	318732	
	30088	20531	427544	318732	
SYNTHETIC RESIN GLUE	LB				8431
100 U KINGDOM			510	144	
318 DENMARK			1025	102	
335 GERMANY W	4358	4275	8839	5767	
344 ITALY			82	69	
400 U STATES	126371	39279	1164799	369966	
	130729	43554	1175255	376048	
RIBOFLAVIN					8432
335 GERMANY W				1545	
376 SWITZRLND				12055	
400 U STATES		44435		291401	
		44435		305001	
YEAST DEAD OR INACTIVE	LB				8433
400 U STATES	15534	6798	261498	79901	
	15534	6798	261498	79901	
CATALYSTS PETROLEUM REFINING					8434
100 U KINGDOM		50755		59376	
400 U STATES		1234726		4030553	
		1285481		4089929	
FATTY ALCOHOLS					8435
100 U KINGDOM				17937	
306 BELGIUM				628	
335 GERMANY W		192		45664	
354 NETHRLNDS				119	
400 U STATES		63899		578748	
		64091		643096	
MATERIALS NOP FOR CHROM OXIDE					8436
FLUORESCENT COATING OR POWDER	LB				8437
400 U STATES	9884	45585	66188	355925	
	9884	45585	66188	355925	
CELLULOSE ESTERS NO ADMIXTURE					8500
347 JAPAN				258	
400 U STATES		68640		1043616	
		68640		1043674	
CELLULOSE COMPDS MOULDING ETC					8530
400 U STATES		72004		670084	
		72004		670084	
CELLULOSE PLASTICS FOAMD EXPND					8550
318 DENMARK				237	
335 GERMANY W				774	
400 U STATES		58		6749	
		58		7760	

IMPORTS INTO CANADA FOR CONSUMPTION

163

Articles and Countries from which Imported	MONTH OF AUGUST 1956		EIGHT MONTHS ENDED AUGUST 1956		Class Number
	Quantities	Values (\$)	Quantities	Values (\$)	
CELLULOSE COMPOUNDS N O P 400 U STATES		5996		30520	8570
		5996		30520	
CELLULOSE PLASTIC PRIM SHAPES 100 U KINGDOM		682		11966	8600
335 GERMANY W		1749		9537	
344 ITALY		3969		26580	
400 U STATES		120277		1011469	
		126677		1059552	
CELLUL PLAST SHAPES REINFORCED 100 U KINGDOM				5183	8630
327 FRANCE				160	
400 U STATES		45931		405848	
		45931		411191	
LAMINATD MOULDEO CELL PLASTICS 100 U KINGDOM				3660	8650
400 U STATES		17652		178652	
		17652		182312	
CELL NITRATE ENGRAVING SHEETS 335 GERMANY W				6053	8670
400 U STATES		1486		71019	
		1486		77072	
MFRS OF CELLULOSE PLASTICS NOP 100 U KINGDOM		2130		82739	8700
231 HONG KONG				280	
305 AUSTRIA				450	
306 BELGIUM				312	
317 CZECHO S				1171	
327 FRANCE		136		3485	
335 GERMANY W		888		14784	
347 JAPAN		596		1867	
354 NETHRLNDS				155	
359 NORWAY				308	
375 SWEDEN		1057		1317	
376 SWITZRLND				59	
378 JORDAN				116	
400 U STATES		104697		915396	
		109504		1022439	
MFRS OF REGEN CELLULOSE NOP 100 U KINGDOM		4844		325316	8720
231 HONG KONG				1717	
305 AUSTRIA		412		512	
335 GERMANY W				2366	
344 ITALY				216	
347 JAPAN		349		349	
359 NORWAY		280		280	
375 SWEDEN		1634		24423	
376 SWITZRLND				3458	
400 U STATES		86717		727836	
		94236		1086473	
SYNTHETIC RESINS NO ADMIXTURE 100 U KINGDOM		7169		109655	8750
309 BRAZIL				528	
317 CZECHO S				6429	
327 FRANCE				2550	
335 GERMANY W		2320		19207	
344 ITALY				344	
354 NETHRLNDS				676	
359 NORWAY		1043		36835	
376 SWITZRLND				1385	
400 U STATES		1637295		12026571	
		1647827		12204180	
SYNTHETIC RESINS IN SOLUTIONS 100 U KINGDOM		673		1175	8770
327 FRANCE				1945	
335 GERMANY W		4527		31685	
354 NETHRLNDS				343	
400 U STATES		324764		2909098	
		329964		2944246	
SYNTH RESIN COMPOS MOULDNG ETC 100 U KINGDOM		17328		117913	8800
335 GERMANY W				269	
344 ITALY		788		3957	
354 NETHRLNDS				429	
400 U STATES		339118		3128293	
		357234		3250861	
SYNTH RESINS FOAMED EXPANDED 100 U KINGDOM				938	8830
318 DENMARK				65	
335 GERMANY W		9334		60357	
354 NETHRLNDS				10760	
400 U STATES		33168		298904	
		42502		371024	
SYNTH RESIN COMPOSITIONS NOP 100 U KINGDOM				3300	8850
400 U STATES		90075		1085949	
		90075		1089249	
SYNT OR PROT PLAST PRIM SHAPES 100 U KINGDOM		40458		498489	8870
335 GERMANY W		31545		152798	
372 SPAIN				7313	
376 SWITZRLND				203	
400 U STATES		704235		5655950	
		776238		6314753	

IMPORTS INTO CANADA FOR CONSUMPTION

Articles and Countries from which Imported	MONTH OF AUGUST 1956		EIGHT MONTHS ENDED AUGUST 1956		Class Number
	Quantities	Values (\$)	Quantities	Values (\$)	
SYNTH RESIN SHAPES REINFORCED					8900
100 U KINGDOM				2674	
327 FRANCE				2662	
335 GERMANY W		129		688	
354 NETHRLNDS				251	
400 U STATES		117898		931189	
		118027		937464	
LAMIN PLASTICS SYN RES BONDED					8930
100 U KINGDOM		5513		55085	
335 GERMANY W				2348	
400 U STATES		70803		447657	
		76316		505090	
MFRS OF SYNT RES OR PROT PLAST					8950
100 U KINGDOM		35450		301632	
231 HONG KONG		234		1080	
234 AUSTRALIA				174	
305 AUSTRIA		5248		8203	
306 BELGIUM		862		3932	
318 DENMARK		621		4067	
327 FRANCE		2468		15144	
335 GERMANY W		8120		60912	
344 ITALY		1530		38434	
347 JAPAN		1708		14639	
352 MEXICO				424	
354 NETHRLNDS		78		1893	
359 NORWAY				3226	
365 POLAND				5576	
372 SPAIN				764	
375 SWEDEN		1344		7485	
376 SWITZRLND		71		1487	
384 P RICO				14049	
400 U STATES		1332908		9126362	
		1390642		9609483	

IMPORTS INTO CANADA FOR CONSUMPTION

165

Articles and Countries from which Imported	MONTH OF AUGUST 1956		EIGHT MONTHS ENDED AUGUST 1956		Class Number
	Quantities	Values (\$)	Quantities	Values (\$)	
<u>GROUP 9</u>					
<u>MISCELLANEOUS COMMODITIES</u>					
FILM FOR REPRODUCTION	FEET				9000
100 U KINGDOM	19408	1051	114681	5782	
327 FRANCE			35921	1132	
375 SWEDEN			17716	782	
400 U STATES	447496	19185	2515140	134176	
	466904	20236	2683458	141872	
BAGATELLE OR OTHER GAME BOARDS					9001
100 U KINGDOM		13540		46981	
231 HONG KONG				137	
306 BELGIUM				1082	
327 FRANCE		733		797	
335 GERMANY W		341		341	
347 JAPAN		1566		1566	
354 NETHRLNDS				2907	
376 SWITZRLND				244	
400 U STATES		79858		720248	
		96038		774303	
BALLS CUES CUE RACKS CUE TIPS					9002
100 U KINGDOM		696		20969	
327 FRANCE		165		5606	
400 U STATES		274		1546	
		1135		28121	
BILLIARD TABLES	NO				9003
100 U KINGDOM			5	438	
400 U STATES	1	119	33	2523	
	1	119	38	2961	
BALLS TENNIS	DOZ				9004
100 U KINGDOM	210	402	22962	54165	
	210	402	22962	54165	
BALLS ALL KINDS NOP FOR SPORTS					9005
100 U KINGDOM		3794		49063	
215 INDIA		221		1018	
216 PAKISTAN		1193		2705	
234 AUSTRALIA		392		4563	
306 BELGIUM				1872	
318 DENMARK				78	
327 FRANCE		1016		4225	
335 GERMANY W		156		943	
344 ITALY		418		1155	
347 JAPAN				1449	
354 NETHRLNDS		764		4701	
400 U STATES		26379		173346	
		34333		245118	
FILMS X RAY					9006
100 U KINGDOM		28084		400720	
306 BELGIUM		19105		380711	
375 SWEDEN				204	
400 U STATES		158270		1028196	
		205459		1809831	
GUN COVERS GAME BAGS					9007
100 U KINGDOM				225	
347 JAPAN		62		1546	
400 U STATES		3742		9641	
		3804		11412	
CRICKET BATS BALLS GLOVES					9008
100 U KINGDOM				11618	
234 AUSTRALIA				197	
400 U STATES				100	
				11915	
DOLLS					9009
100 U KINGDOM		13201		42593	
215 INDIA		57		57	
231 HONG KONG		1277		15059	
305 AUSTRIA		264		339	
306 BELGIUM				241	
327 FRANCE		308		934	
335 GERMANY W		1472		7211	
344 ITALY		6937		23156	
347 JAPAN		3668		42602	
360 ISRAEL		115		115	
365 POLAND		1694		2158	
372 SPAIN		64		444	
376 SWITZRLND		254		483	
390 GERMANY E				453	
400 U STATES		24543		115345	
		53854		251190	
FILMS PHOTOGRAPHERS					9010
100 U KINGDOM		51296		108806	
306 BELGIUM		5790		94537	
327 FRANCE				2610	
335 GERMANY W		3812		12934	
347 JAPAN		461		1549	
400 U STATES		340953		2404667	
		402312		2625103	
FILMS CINEMATOGRAPH POSITIVES	FEET				9011
100 U KINGDOM	241117	19130	3344312	264218	
234 AUSTRALIA	2332	261	4641	807	
306 BELGIUM			27837	1182	
317 CZECHO S			16037	668	

IMPORTS INTO CANADA FOR CONSUMPTION

Articles and Countries from which Imported	MONTH OF AUGUST 1956		EIGHT MONTHS ENDED AUGUST 1956		Class Number
	Quantities	Values (\$)	Quantities	Values (\$)	
326 FINLAND			7476	677	
327 FRANCE	774034	43765	4270853	231544	
335 GERMANY W	8520	682	98839	7610	
336 GREECE			3000	498	
344 ITALY	19938	1595	270202	22337	
347 JAPAN			17641	1553	
354 NETHRLNDS			12439	653	
360 ISRAEL			1300	104	
365 POLAND			10715	1143	
372 SPAIN	3150	120	3150	120	
375 SWEDEN	700	56	3000	329	
376 SWITZRLND	1500	100	11462	1975	
380 USSR	12119	833	117766	8308	
383 HAWAII			400	90	
389 IRELAND			865	557	
392 SYRIA			2000	160	
393 TAIWAN			1300	104	
400 U STATES	5188292	370198	42845159	3096697	
FILMS FOR AERIAL PHOTOGRAPHY	6251702	436740	51070394	3641334	
400 U STATES		1291		15419	9012
FISHING RODS		1291		15419	
100 U KINGDOM		1234		23919	9013
318 DENMARK				1111	
327 FRANCE		74		836	
335 GERMANY W				826	
347 JAPAN		7772		96981	
359 NORWAY				628	
375 SWEDEN				991	
400 U STATES		14969		418805	
GOLF CLUBS AND FINISHED PARTS		24049		544097	
100 U KINGDOM		812		14563	9014
234 AUSTRALIA		120		120	
400 U STATES		9986		197237	
MECHANICAL TOYS OF METAL		10918		211920	
100 U KINGDOM		9830		47657	9016
231 HONG KONG				726	
318 DENMARK				402	
327 FRANCE		172		1561	
335 GERMANY W		55549		175422	
344 ITALY				485	
347 JAPAN		296548		1204016	
375 SWEDEN		1873		1873	
400 U STATES		105002		340082	
METAL JUVENILE CONSTR SETS		468974		1772224	
100 U KINGDOM		132841		166708	9017
335 GERMANY W				215	
347 JAPAN		50		132	
400 U STATES		3037		7688	
TOYS OF ALL KINDS N O P		135928		174943	
100 U KINGDOM		147085		697887	9018
207 UN SO AFR		1042		1042	
216 PAKISTAN				7243	
231 HONG KONG		599		6015	
234 AUSTRALIA		77		511	
305 AUSTRIA		150		5830	
306 BELGIUM		1593		22680	
317 CZECHO S		635		4613	
318 DENMARK		1467		35209	
327 FRANCE		1849		7101	
335 GERMANY W		63458		232411	
340 HUNGARY		477		4500	
344 ITALY		3878		8856	
347 JAPAN		143947		783327	
352 MEXICO				288	
354 NETHRLNDS		456		15184	
365 POLAND		395		537	
372 SPAIN				1599	
375 SWEDEN		2721		11074	
376 SWITZRLND		521		1744	
390 GERMANY E		11303		28999	
400 U STATES		410033		2104633	
SPORTSMENS FISHING TACKLE NOP		791686		3981283	
100 U KINGDOM		9085		213030	9019
231 HONG KONG				6061	
234 AUSTRALIA		1314		12651	
306 BELGIUM				74	
317 CZECHO S		198		1428	
318 DENMARK				941	
327 FRANCE		9614		197333	
335 GERMANY W		7665		83082	
344 ITALY				7598	
347 JAPAN		11811		209595	
354 NETHRLNDS				277	
359 NORWAY		2681		60395	
372 SPAIN		517		4921	
375 SWEDEN				35820	
376 SWITZRLND		655		19939	
400 U STATES		99782		2205935	
		143322		3059080	

IMPORTS INTO CANADA FOR CONSUMPTION

167

Articles and Countries from which Imported	MONTH OF AUGUST 1956		EIGHT MONTHS ENDED AUGUST 1956		Class Number
	Quantities	Values (\$)	Quantities	Values (\$)	
FILMS CINEMATOGRAPH NEGATIVE					
306 BELGIUM		1856		24156	9020
335 GERMANY W				517	
400 U STATES		8855		56381	
		10711		81054	
BRUSHES ARTISTS					9021
100 U KINGDOM		5152		42774	
327 FRANCE				3028	
335 GERMANY W		8648		40601	
347 JAPAN		112		5144	
354 NETHRLNDS				156	
400 U STATES		1509		20597	
		15421		112300	
BRUSHES PAINT AND VARNISH					9022
100 U KINGDOM		20103		194820	
317 CZECHO S				1647	
335 GERMANY W		867		5783	
347 JAPAN				69	
375 SWEDEN				723	
400 U STATES		1638		14709	
		22608		217751	
BRUSHES TOOTH	DOZ				9023
100 U KINGDOM	882	1440	24730	21189	
231 HONG KONG	8320	1675	31934	9310	
327 FRANCE			1083	496	
335 GERMANY W			50	50	
400 U STATES	2318	1964	34773	34049	
	11520	5079	92570	65094	
BRUSHES TOILET M O P					9024
100 U KINGDOM		10902		84836	
231 HONG KONG		229		1532	
305 AUSTRIA		112		291	
306 BELGIUM		1482		3378	
317 CZECHO S				494	
318 DENMARK				253	
327 FRANCE		2335		36685	
335 GERMANY W		11206		39309	
347 JAPAN		439		1537	
354 NETHRLNDS		895		5021	
360 ISRAEL				298	
375 SWEDEN				2625	
376 SWITZRLND		119		119	
400 U STATES		27699		115449	
		55418		291827	
BRUSHES ALL OTHER M O P					9025
100 U KINGDOM		13361		109871	
231 HONG KONG				657	
305 AUSTRIA				171	
306 BELGIUM				82	
317 CZECHO S				449	
318 DENMARK		582		1673	
327 FRANCE		86		1137	
335 GERMANY W		4016		35223	
340 HUNGARY		363		644	
344 ITALY				73	
347 JAPAN		251		2590	
352 MEXICO				139	
354 NETHRLNDS		3060		13287	
375 SWEDEN				222	
376 SWITZRLND				937	
400 U STATES		41232		397580	
		62951		564735	
PACKAGES CONTAINING GOODS					9030
100 U KINGDOM		338979		2690285	
203 B E AFR		7		644	
207 UN SO AFR		923		13105	
208 BSA OTHER				213	
215 INDIA		1606		16786	
216 PAKISTAN		58		1353	
217 CEYLON		530		14647	
218 MALAYA		76		303	
220 BERMUDA				25	
221 B GUIANA		832		8025	
223 BARBADOS		1425		14959	
224 JAMAICA		938		10439	
225 TRINIDAD		1452		12053	
227 BAHAMAS				360	
231 HONG KONG		8087		106733	
232 MALTA		390		1453	
234 AUSTRALIA		5618		44312	
236 NEW ZEAL		83		727	
304 ARGENTINA		2773		37767	
305 AUSTRIA		2140		7904	
306 BELGIUM		16372		102171	
307 BEL CONGO				255	
309 BRAZIL		1621		32297	
312 CHILE				120	
313 CHINA		2879		9402	
314 COLOMBIA				3516	
315 C RICA				116	
316 CUBA		131		9838	
317 CZECHO S		13482		96290	
318 DENMARK		2996		23015	
321 ECUADOR				164	
323 EL SALVD				2	
326 FINLAND		1591		4523	

IMPORTS INTO CANADA FOR CONSUMPTION

Articles and Countries from which Imported	MONTH OF AUGUST 1956		EIGHT MONTHS ENDED AUGUST 1956		Class Number
	Quantities	Values (\$)	Quantities	Values (\$)	
327 FRANCE		26772		179630	
328 FR AFRICA		945		5392	
334 ST PIERRE				96	
335 GERMANY W		68363		424342	
336 GREECE		176		1301	
337 GUATEMALA				1670	
338 HAITI		101		556	
339 HONOURAS				6	
340 HUNGARY		211		3069	
342 IRAN				6	
344 ITALY		18216		137302	
347 JAPAN		127853		803669	
352 MEXICO		16		12001	
354 NETHRLNDS		25808		195443	
355 INDONESIA		28		29	
357 NETH ANT				20	
359 NORWAY		235		4100	
360 ISRAEL		31		1218	
364 PHIL		168		806	
365 POLAND		2110		7719	
366 PORTUGAL		1318		9892	
367 AZORES		43		669	
372 SPAIN		3552		27002	
375 SWEDEN		8863		71936	
376 SWITZRLNO		9715		128802	
381 ALASKA		711		1078	
383 HAWAII		88		132	
384 P RICO		1180		10110	
386 URUGUAY		7526		8401	
388 YUGO SLAV		94		269	
389 IRELAND		126		925	
390 GERMANY E		3157		9674	
393 TAIWAN		563		1109	
396 SUDAN				386	
400 U STATES		161637		1590072	
		874595		6902634	
ORTHOPEDIC BRACES AND PARTS					9050
100 U KINGDOM		870		1611	
335 GERMANY W				796	
400 U STATES		6463		53347	
		7333		55754	
EFFECTS LEFT BY BEQUEST					9051
100 U KINGDOM		5775		94542	
203 B E AFR				50	
207 UN SO AFR				435	
220 BERMUDA				200	
223 BARBADOS				141	
224 JAMAICA				1700	
227 BAHAMAS				200	
234 AUSTRALIA				2688	
236 NEW ZEAL				300	
305 AUSTRIA				1900	
306 BELGIUM		300		725	
318 DENMARK		300		965	
326 FINLAND				934	
327 FRANCE		300		5770	
335 GERMANY W				5439	
354 NETHRLNDS		600		1966	
359 NORWAY				850	
364 PHIL				100	
375 SWEDEN				85	
376 SWITZRLNO				1864	
383 HAWAII				50	
389 IRELAND				350	
400 U STATES		11560		194834	
		18835		316088	
APPLIANCES BOOTS FOR CRIPPLES					9052
100 U KINGDOM				164	
400 U STATES		975		5287	
		975		5451	
ARTIFICIAL LIMBS AND PARTS					9053
100 U KINGDOM		1646		8659	
335 GERMANY W		59		191	
344 ITALY		206		206	
400 U STATES		12906		77740	
		14817		86796	
BEAD ORNAMENTS					9055
100 U KINGDOM				294	
231 HONG KONG		353		9608	
327 FRANCE		139		139	
335 GERMANY W				552	
347 JAPAN		1844		6976	
390 GERMANY E				458	
400 U STATES		579		8994	
		2915		27021	
BELTS M O P					9056
100 U KINGDOM		1120		12143	
215 INDIA				725	
231 HONG KONG				5762	
304 ARGENTINA				51	
305 AUSTRIA		817		1056	
306 BELGIUM		296		1099	
316 CUBA				108	
327 FRANCE		2959		12642	
335 GERMANY W		1322		3364	
344 ITALY		397		3091	

IMPORTS INTO CANADA FOR CONSUMPTION

169

Articles and Countries from which Imported	MONTH OF AUGUST 1956		EIGHT MONTHS ENDED AUGUST 1956		Class Number
	Quantities	Values (\$)	Quantities	Values (\$)	
347 JAPAN				431	
352 MEXICO		189		1314	
372 SPAIN		314		1792	
376 SWITZRLND				278	
400 U STATES		13604		145821	
BLINDS NOT TEXTILE OR PAPER		21018		189677	
100 U KINGDOM				336	9057
231 HONG KONG				135	
318 DENMARK				94	
335 GERMANY W		2373		2373	
347 JAPAN		6923		110027	
400 U STATES		675		15313	
BOOT SHOE SHIRT STAY LACES		9971		128278	
100 U KINGDOM				2101	9058
347 JAPAN				5351	
400 U STATES		850		11495	
BOOTS SHOES AND SLIPPERS FELT		850		18947	
100 U KINGDOM	PAIR	27211	22222	32124	26217
354 NETHRLNDS		792	805	2278	2250
400 U STATES		884	623	8291	6830
		28887	23650	42693	35297
BOOTS SHOES AND SLIPPERS N O P	PAIR	12689	13399	35945	33021
100 U KINGDOM				123	420
215 INDIA				98	110
225 TRINIDAD				81430	31389
231 HONG KONG	16392	5655		70	470
305 AUSTRIA				487	1298
327 FRANCE	95	789		7462	2614
335 GERMANY W	420	443		5346	12111
338 HAITI	360	710		37979	73059
344 ITALY	854	1205		323594	105670
347 JAPAN	43307	26972		56	121
352 MEXICO				136153	130521
354 NETHRLNDS	36323	33315		7264	8132
359 NORWAY				11324	15451
372 SPAIN				64	66
376 SWITZRLND				1050	564
392 SYRIA				228055	279163
400 U STATES		19683	27914	876500	694180
BROOMS AND WHISKS		130123	110402		
231 HONG KONG			103		281
327 FRANCE					101
340 HUNGARY		2758			11478
344 ITALY					7792
354 NETHRLNDS					772
365 POLAND					382
400 U STATES		1133			23491
		3994			44297
BUTTONS SHOE PAPIER MACHE					
400 U STATES					1304
BUTTONS SHOE N O P					1304
344 ITALY		374			553
400 U STATES		2625			34785
		2999			35338
BUTTONS VEGETABLE IVORY	GROSS			124	193
400 U STATES				124	193
BUTTONS COLLAR AND CUFF	GROSS				
100 U KINGDOM	16	605	226	6267	
231 HONG KONG			5	356	
305 AUSTRIA	10	406	60	4601	
318 DENMARK			10	771	
327 FRANCE			3	235	
335 GERMANY W	1826	8454	2919	30528	
347 JAPAN	1	54	75	450	
352 MEXICO			3	111	
371 THAILAND			1	68	
376 SWITZRLND			14	730	
400 U STATES	1264	40796	7031	240929	
	3117	50315	10347	285046	
BUTTONS N O P	GROSS				
100 U KINGDOM	3501	4687	10883	25281	9066
305 AUSTRIA	199	586	489	2215	
317 CZECHO S	2522	1930	23130	13026	
318 DENMARK			359	4390	
327 FRANCE	7	298	10	476	
335 GERMANY W	2212	4951	24737	32214	
344 ITALY	509	207	30913	20412	
347 JAPAN	22474	15429	249078	138395	
354 NETHRLNDS	971	3300	9695	15746	
361 PANAMA			725	125	
400 U STATES	84605	70418	689478	540509	
	117000	101806	1039497	792789	
CASES BOXES DESKS FANCY					
100 U KINGDOM		48936		219782	9067
215 INDIA				1000	
231 HONG KONG		187		1107	
234 AUSTRALIA				378	
305 AUSTRIA		1613		5258	
306 BELGIUM		95		2754	

IMPORTS INTO CANADA FOR CONSUMPTION

Articles and Countries from which Imported	MONTH OF AUGUST 1956		EIGHT MONTHS ENDED AUGUST 1956		Class Number
	Quantities	Values (\$)	Quantities	Values (\$)	
313 CHINA				121	
317 CZECHO S				529	
318 DENMARK		71		269	
322 EGYPT				219	
327 FRANCE		1426		17090	
335 GERMANY W		16706		127822	
344 ITALY		1665		16555	
347 JAPAN		10485		49260	
352 MEXICO		84		1738	
353 MOROCCO				195	
354 NETHRLNDS		8931		42868	
360 ISRAEL				202	
372 SPAIN		570		1763	
375 SWEDEN		2298		5475	
376 SWITZRLND		1805		11882	
388 YUGO SLAV		535		535	
390 GERMANY E		97		370	
400 U STATES		136325		1019734	
		231829		1526906	
CHARITABLE DONATIONS					9068
100 U KINGDOM				60	
234 AUSTRALIA				150	
400 U STATES		2158		18146	
		2158		18356	
COMBS TOILET DRESSING FANCY					9069
100 U KINGDOM		2602		22152	
231 HONG KONG				352	
305 AUSTRIA				1915	
306 BELGIUM				80	
327 FRANCE		299		1405	
335 GERMANY W		1211		9982	
376 SWITZRLND		1026		3031	
400 U STATES		7142		38798	
		12480		77715	
APPLIANCES FOR THE DEAF PARTS					9070
100 U KINGDOM		287		6022	
318 DENMARK		275		4535	
335 GERMANY W				2512	
347 JAPAN				150	
354 NETHRLNDS				1036	
400 U STATES		172042		1475266	
		172604		1490221	
FANS					9071
231 HONG KONG		60		1320	
347 JAPAN		50		6001	
400 U STATES				1407	
		110		8728	
INSOLES OF ALL KINDS					9072
100 U KINGDOM		1862		10041	
327 FRANCE		256		256	
335 GERMANY W		768		3391	
347 JAPAN		141		141	
400 U STATES		428		15506	
		3455		29335	
JEWELLERY N O P					9073
100 U KINGDOM		17910		177855	
215 INDIA		535		15064	
217 CEYLON		57		157	
220 BERMUDA				561	
227 BAHAMAS				125	
231 HONG KONG		614		11689	
234 AUSTRALIA				668	
235 FIJI				225	
305 AUSTRIA		12448		63468	
306 BELGIUM				3122	
313 CHINA		229		439	
317 CZECHO S		10499		85281	
318 DENMARK		160		2558	
322 EGYPT				110	
327 FRANCE		4159		43509	
328 FR AFRICA				132	
335 GERMANY W		98273		860902	
336 GREECE				51	
344 ITALY		4008		48622	
347 JAPAN		52680		280193	
352 MEXICO		1273		9350	
354 NETHRLNDS		429		2058	
359 NORWAY				1336	
360 ISRAEL				899	
366 PORTUGAL				251	
371 THAILAND		235		13275	
372 SPAIN		517		9004	
376 SWITZRLND		1176		7405	
378 JORDAN		317		541	
379 TURKEY				400	
381 ALASKA				62	
383 HAWAII				628	
387 VENEZUELA		125		125	
391 LEBANON				55	
400 U STATES		313355		2127706	
		519003		3767826	
MATS DOOR OR CARRIAGE N O P					9074
100 U KINGDOM				318	
400 U STATES				445	
				763	

IMPORTS INTO CANADA FOR CONSUMPTION

171

Articles and Countries from which Imported	MONTH OF AUGUST 1956		EIGHT MONTHS ENDED AUGUST 1956		Class Number
	Quantities	Values (\$)	Quantities	Values (\$)	
MATTRESSES					9075
100 U KINGDOM		1501		217260	
335 GERMANY W		1499		7388	
354 NETHRLNDS				103	
400 U STATES		21533		94455	
		24533		319206	
PICTURE AND PHOTOGRAPH FRAMES					9076
100 U KINGDOM		1706		11385	
231 HONG KONG				70	
305 AUSTRIA		299		431	
306 BELGIUM				225	
318 DENMARK				7824	
327 FRANCE		146		1659	
335 GERMANY W		290		5053	
344 ITALY		2596		20388	
347 JAPAN		1969		33370	
352 MEXICO				1304	
354 NETHRLNDS		225		1799	
360 ISRAEL				108	
372 SPAIN		367		827	
383 HAWAII				458	
400 U STATES		22375		236095	
		29973		320996	
POCKET BOOKS PORTFOLIOS PURSES					9077
100 U KINGDDM		83343		414769	
207 UN SO AFR				202	
215 INDIA		412		2941	
216 PAKISTAN				177	
224 JAMAICA				2314	
231 HONG KONG		304		8955	
234 AUSTRALIA				112	
304 ARGENTINA				826	
305 AUSTRIA		4108		11880	
306 BELGIUM		678		13420	
316 CUBA		1295		5843	
317 CZECHO S		661		2126	
322 EGYPT				146	
327 FRANCE		20229		67882	
335 GERMANY W		40153		176814	
336 GREECE				131	
338 HAITI				1089	
340 HUNGARY				79	
344 ITALY		35364		115749	
347 JAPAN		16383		136970	
352 MEXICO		2034		25713	
353 MOROCCO		451		2967	
354 NETHRLNDS		21431		47127	
359 NORWAY				267	
360 ISRAEL		579		1272	
365 POLAND				89	
367 AZORES		167		167	
372 SPAIN		365		6881	
375 SWEDEN				951	
376 SWITZRLND		356		10917	
383 HAWAII				174	
384 P RICO				3032	
388 YUGO SLAV		1426		1426	
390 GERMANY E				362	
392 SYRIA				127	
400 U STATES		281387		1848064	
		511126		2911961	
REFRIGERATORS ELECTRIC N O P	NO				9078
100 U KINGDOM	354	25995	2207	170542	
381 ALASKA			3	2498	
400 U STATES	6631	1106764	92015	15579307	
	6985	1132759	94225	15752347	
REFRIGERATORS N O P	NO				9079
100 U KINGDOM	15	1421	19	1750	
306 BELGIUM			71	12339	
335 GERMANY W	2	360	2	360	
381 ALASKA	1	200	1	200	
400 U STATES	361	43955	2796	300000	
	379	45936	2889	314649	
REGALIA AND BADGES					9080
100 U KINGDOM		6213		42653	
215 INDIA		576		3736	
216 PAKISTAN		541		2993	
231 HONG KONG				2066	
305 AUSTRIA				185	
327 FRANCE				1532	
335 GERMANY W		1706		10652	
344 ITALY				1576	
347 JAPAN				710	
372 SPAIN				577	
376 SWITZRLND				119	
400 U STATES		5855		37356	
		14891		104155	
SHADES LAMP N O P SHADE HOLDERS					9081
100 U KINGDOM		84		1299	
318 DENMARK		159		1268	
327 FRANCE				668	
335 GERMANY W		54		262	
344 ITALY		97		481	
347 JAPAN		789		1395	
354 NETHRLNDS		476		476	
400 U STATES		11941		82243	
		13600		88092	

IMPORTS INTO CANADA FOR CONSUMPTION

Articles and Countries from which Imported	MONTH OF AUGUST 1956		EIGHT MONTHS ENDED AUGUST 1956		Class Number
	Quantities	Values (\$)	Quantities	Values (\$)	
SPECTACLE FRAMES AND PARTS NOP					9082
100 U KINGDOM		1421		14264	
305 AUSTRIA		375		4436	
306 BELGIUM				94	
327 FRANCE		2705		36372	
335 GERMANY W		5447		130301	
344 ITALY		54		3302	
347 JAPAN				6009	
400 U STATES		203124		1765663	
		213126		1960441	
PARTS FOR SPECTACLE FRAMES					9083
100 U KINGDOM				305	
400 U STATES		35205		208924	
		35205		209229	
TOBACCO PIPES SMOKERS SETS					9084
100 U KINGDOM		23568		116314	
231 HONG KONG				332	
305 AUSTRIA		1007		2941	
317 CZECHO S		786		1548	
327 FRANCE		17022		86527	
335 GERMANY W		527		4006	
344 ITALY		1868		41279	
347 JAPAN		538		1302	
354 NETHRLNDS				280	
376 SWITZRLND				112	
400 U STATES		1160		24574	
		46476		279215	
TOBACCO POUCHES CIGARETTE CASE					9085
100 U KINGDOM		8920		37768	
305 AUSTRIA				319	
306 BELGIUM				97	
317 CZECHO S				1203	
318 DENMARK				62	
327 FRANCE				725	
335 GERMANY W		3305		4455	
338 HAITI				50	
344 ITALY		340		1190	
347 JAPAN		1591		2826	
366 PORTUGAL				70	
372 SPAIN				672	
375 SWEDEN				280	
376 SWITZRLND		331		331	
400 U STATES		820		6513	
		15307		56561	
TOILET AND MANICURE SETS					9086
100 U KINGDOM		748		20786	
305 AUSTRIA				1658	
327 FRANCE				86	
335 GERMANY W		15985		37371	
376 SWITZRLND				242	
400 U STATES		4677		14407	
		21410		74550	
TRUNKS AND VALISES					9087
100 U KINGDOM		26258		230014	
231 HONG KONG				1114	
305 AUSTRIA				102	
306 BELGIUM		311		1151	
317 CZECHO S				12984	
322 EGYPT				573	
327 FRANCE				150	
335 GERMANY W		4369		19323	
344 ITALY		10301		12252	
347 JAPAN		3900		8397	
354 NETHRLNDS		540		10505	
367 AZORES				150	
375 SWEDEN		1079		19889	
376 SWITZRLND		417		949	
388 YUGO SLAV		281		281	
400 U STATES		68301		851745	
		115757		1169579	
UMBRELLAS PARASOLS SUNSHADES					9088
100 U KINGDOM		1677		8742	
231 HONG KONG				2650	
305 AUSTRIA				613	
306 BELGIUM				2728	
327 FRANCE		317		449	
335 GERMANY W		1690		5474	
344 ITALY		1055		1807	
347 JAPAN		4825		75664	
354 NETHRLNDS		527		3175	
376 SWITZRLND		495		1081	
400 U STATES		953		78167	
		11539		180550	
WINDOW SHADE OR BLIND ROLLERS					9090
375 SWEDEN		2463		13237	
400 U STATES		5207		21605	
		7670		34842	
REFRIGERATOR PARTS					9091
100 U KINGDOM		596		521057	
318 DENMARK				2150	
375 SWEDEN				1398	
400 U STATES		1117269		13222020	
		1117865		13746625	
HOME OR FARM FREEZERS ELECTRIC	NO				9092
400 U STATES		5165	902569	35900	
		5165	902569	6593375	
				35900	6593375

IMPORTS INTO CANADA FOR CONSUMPTION

Articles and Countries from which Imported	MONTH OF AUGUST 1956		EIGHT MONTHS ENDED AUGUST 1956		Class Number
	Quantities	Values (\$)	Quantities	Values (\$)	
MINERAL MEDICINAL AERATED WATER					9103
100 U KINGDOM		137		1691	
327 FRANCE		40520		120642	
335 GERMANY W		352		352	
344 ITALY				440	
400 U STATES		6372		29771	
		47381		152896	
ACCORDIONS CONCERTINAS					9110
100 U KINGDOM	NO		21	2363	
305 AUSTRIA	2	362	3	621	
314 COLOMBIA			1	200	
317 CZECHOS			3	82	
318 DENMARK			1	80	
326 FINLAND			1	217	
327 FRANCE			4	124	
335 GERMANY W	1864	28623	7285	122039	
344 ITALY	926	51627	6721	328862	
347 JAPAN	76	336	384	4248	
354 NETHRLNDS	1	109	3	459	
359 NORWAY			3	583	
375 SWEDEN			2	1345	
376 SWITZRLND	141	2484	608	9843	
390 GERMANY E	1659	2566	7332	12886	
400 U STATES	15	1213	260	23121	
	4684	87320	22652	507073	
BRASS BAND INSTRUMENTS					9111
100 U KINGDOM		20503		142100	
216 PAKISTAN				197	
306 BELGIUM				400	
314 COLOMBIA				125	
317 CZECHOS		7706		33369	
327 FRANCE		14022		63940	
335 GERMANY W		4496		20360	
344 ITALY		2335		17382	
354 NETHRLNDS		210		6611	
376 SWITZRLND				1164	
379 TURKEY				835	
390 GERMANY E				97	
400 U STATES		24133		181161	
		73405		467741	
HARPS					9113
100 U KINGDOM	NO		1	78	
354 NETHRLNDS			2	328	
400 U STATES			8	7820	
			11	8226	
CABINET ORGANS					9114
335 GERMANY W	NO		5	960	
347 JAPAN	1	156	75	3936	
400 U STATES	19	1205	62	9340	
			21	14236	
PIPE ORGANS					9115
100 U KINGDOM	NO		1	14847	
335 GERMANY W			2	8165	
400 U STATES			2	15300	
			5	38312	
ORGAN PARTS N O P					9116
100 U KINGDOM		1668		25302	
335 GERMANY W				3973	
354 NETHRLNDS		1271		2351	
390 GERMANY E		313		1873	
400 U STATES		8120		94974	
		11372		128473	
PIANOS					9117
100 U KINGDOM	NO		148	50518	
318 DENMARK	18	8731	8	3772	
335 GERMANY W	3	1979	3	4632	
354 NETHRLNDS	1	1464	1	1464	
400 U STATES	67	36453	581	223871	
		48627	741	284257	
PIANO PARTS N O P					9118
100 U KINGDOM		2377		20738	
335 GERMANY W		353		555	
400 U STATES		5087		50583	
		7817		71876	
PIANO AND ORGAN PARTS FOR MFR					9119
100 U KINGDOM		970		22616	
335 GERMANY W				659	
400 U STATES		5266		55802	
		6236		79077	
PHONOGRAPHS GRAMOPHONES					9120
100 U KINGDOM		5355		53859	
231 HONG KONG		549		1341	
317 CZECHOS				800	
318 DENMARK				453	
335 GERMANY W		571		34741	
347 JAPAN		344		836	
354 NETHRLNDS		21640		66136	
376 SWITZRLND		634		10681	
400 U STATES		81233		461961	
		110326		630808	
PHONOGRAPH RECORDS					9121
100 U KINGDOM	NO		236893	217659	
231 HONG KONG	14373	12773	4723	3065	
234 AUSTRALIA	485	255	705	1861	
305 AUSTRIA	44	187	375	423	
317 CZECHOS			4377	1729	

IMPORTS INTO CANADA FOR CONSUMPTION

Articles and Countries from which Imported	MONTH OF AUGUST 1956		EIGHT MONTHS ENDED AUGUST 1956		Class Number
	Quantities	Values (\$)	Quantities	Values (\$)	
326 FINLAND			3631	2551	
327 FRANCE	9809	11533	58606	64432	
335 GERMANY W	8530	6227	48227	30834	
340 HUNGARY			1370	553	
344 ITALY			3208	1480	
347 JAPAN	435	176	2933	1462	
354 NETHRLNDS			4126	3110	
359 NORWAY			150	119	
375 SWEDEN			666	297	
376 SWITZRLND			5814	3424	
380 USSR	700	140	3368	1320	
388 YUGO SLAV			560	311	
400 U STATES	189023	79689	1752131	750683	
	223399	110980	2131863	1085313	
OTHER MUSICAL INSTRUMENTS					9122
100 U KINGDOM		2419		13014	
231 HONG KONG				145	
305 AUSTRIA		222		531	
306 BELGIUM				276	
317 CZECHOS		850		2836	
327 FRANCE		412		15351	
335 GERMANY W		23937		100028	
344 ITALY				2946	
347 JAPAN		1897		9840	
352 MEXICO		363		3712	
354 NETHRLNDS		933		1189	
372 SPAIN				495	
375 SWEDEN				62	
376 SWITZRLND		4109		34225	
390 GERMANY E		3376		15085	
400 U STATES		114514		1065121	
		153032		1264856	
MUSICAL INSTRUMENT STRINGS					9123
100 U KINGDOM		110		2621	
305 AUSTRIA				307	
335 GERMANY W		2245		8539	
400 U STATES		10017		52344	
		12372		63811	
PHONOGRAPHS COIN OPERATED	NO				9124
400 U STATES	182	119277	1396	825405	
	182	119277	1396	825405	
PHOTOFLASH LAMPS	NO				9127
354 NETHRLNDS	300991	8775	537470	14748	
400 U STATES	241904	13725	2620407	133571	
	542895	22500	3157877	148319	
PHOTOGRAPHIC ACCESSORIES PARTS					9128
100 U KINGDOM		2217		24492	
231 HONG KONG				230	
305 AUSTRIA				3969	
306 BELGIUM				53	
327 FRANCE		233		34289	
335 GERMANY W		41265		350453	
344 ITALY				1856	
347 JAPAN		13979		128825	
354 NETHRLNDS				634	
375 SWEDEN				436	
376 SWITZRLND		530		9799	
390 GERMANY E		353		353	
400 U STATES		422828		2958022	
		481405		3513411	
THERMOMETERS					9129
100 U KINGDOM		9074		57979	
318 DENMARK				2422	
327 FRANCE				3173	
335 GERMANY W		1916		11167	
344 ITALY				345	
347 JAPAN				13274	
352 MEXICO		569		569	
354 NETHRLNDS		608		1127	
375 SWEDEN				63	
376 SWITZRLND		246		420	
390 GERMANY E		1893		12623	
400 U STATES		117067		764859	
		131373		868021	
APPARATUS X RAY					9130
100 U KINGDOM		5504		35732	
305 AUSTRIA				505	
318 DENMARK		138		9825	
327 FRANCE				53	
335 GERMANY W		10922		51930	
344 ITALY				10565	
354 NETHRLNDS		9484		77775	
375 SWEDEN		3723		42790	
376 SWITZRLND		279		279	
400 U STATES		215478		2297913	
		245528		2527367	
ARTIFICIAL LARYNX					9131
400 U STATES				646	
				646	
BOTANICAL SPECIMENS					9132
100 U KINGDOM				1377	
215 INDIA				789	
327 FRANCE		195		195	
335 GERMANY W				76	
347 JAPAN		836		1104	
400 U STATES		3131		14826	
		4162		18367	

IMPORTS INTO CANADA FOR CONSUMPTION

175

Articles and Countries from which Imported	MONTH OF AUGUST 1956		EIGHT MONTHS ENDED AUGUST 1956		Class Number
	Quantities	Values (\$)	Quantities	Values (\$)	
OLO COINS STAMPS TROPHIES					9133
100 U KINGDOM		1157		13117	
207 UN SO AFR				280	
211 NIGERIA				50	
215 INDIA		80		80	
231 HONG KONG				12452	
234 AUSTRALIA				427	
306 BELGIUM				104	
318 DENMARK				53	
335 GERMANY W		50		100	
340 HUNGARY				175	
347 JAPAN		215		215	
352 MEXICO				1000	
354 NETHRLNDS				257	
389 IRELAND				568	
400 U STATES		7576		86572	
		9078		115450	
CAMERAS AND CAMERA PARTS N O P					9134
100 U KINGDOM		1408		25062	
205 RHOD NYAS				330	
220 BERMUDA				265	
224 JAMAICA		61		186	
231 HONG KONG		290		978	
305 AUSTRIA		10364		51461	
317 CZECHO S				9804	
319 GREENLAND		58		58	
326 FINLAND				5000	
327 FRANCE		1179		13428	
335 GERMANY W		155446		1132910	
344 ITALY				11221	
347 JAPAN		62914		271305	
354 NETHRLNDS				439	
357 NETH ANT				160	
375 SWEDEN				5207	
376 SWITZRLND		26748		168437	
383 HAWAII				90	
389 IRELAND				149	
390 GERMANY E		10539		52766	
400 U STATES		191406		1790605	
		460413		3539861	
CAMERA PARTS UNFINISHED					9135
335 GERMANY W		56		56	
400 U STATES		15330		132729	
		15386		132785	
CAMERA LENSES AND SHUTTERS					9136
100 U KINGDOM		313		2028	
327 FRANCE				5824	
335 GERMANY W				22559	
400 U STATES		37281		222210	
		37594		252621	
COLLECTIONS OF ANTIQUITIES					9137
100 U KINGDOM		46071		262938	
224 JAMAICA				118	
231 HONG KONG		1005		5482	
305 AUSTRIA				487	
306 BELGIUM				500	
313 CHINA				641	
318 DENMARK				166	
322 EGYPT				167	
327 FRANCE		365		5973	
335 GERMANY W				1389	
344 ITALY		1176		14119	
347 JAPAN		671		871	
352 MEXICO				600	
354 NETHRLNDS		131		2932	
360 ISRAEL				662	
376 SWITZRLND				116	
389 IRELAND				3621	
391 LEBANON				550	
400 U STATES		9927		373393	
		59346		674725	
CYCLOMETERS AND SPEEDOMETERS					9138
100 U KINGDOM		1320		18870	
335 GERMANY W		1084		10041	
344 ITALY				144	
354 NETHRLNDS				537	
376 SWITZRLND				3474	
400 U STATES		16111		103571	
		18515		136637	
GLOBES GEOGRAPHICAL					9139
100 U KINGDOM		659		7171	
335 GERMANY W		1297		6251	
347 JAPAN				398	
400 U STATES		26628		82004	
		28584		95824	
MODELS OF INVENTIONS					9140
100 U KINGDOM		280		754	
306 BELGIUM				130	
354 NETHRLNDS				764	
400 U STATES		20953		359637	
		21233		361285	
APPARATUS FOR INSTITUTIONS					9141
100 U KINGDOM		16708		464737	
215 INDIA				656	
305 AUSTRIA				1491	
306 BELGIUM				513	

IMPORTS INTO CANADA FOR CONSUMPTION

Articles and Countries from which Imported	MONTH OF AUGUST 1956		EIGHT MONTHS ENDED AUGUST 1956		Class Number
	Quantities	Values (\$)	Quantities	Values (\$)	
318 DENMARK		521		2019	
327 FRANCE		888		14350	
335 GERMANY W		20303		66263	
344 ITALY				4733	
347 JAPAN				2006	
354 NETHRLNDS		727		9735	
359 NORWAY				1206	
375 SWEDEN		499		2542	
376 SWITZRLND		2065		16026	
384 P RICO		296		296	
400 U STATES		534122		4499511	
OPERATING ROOM EQUIPMENT		576129		5086084	
100 U KINGDOM		1985		30535	9142
317 CZECHO S				1694	
327 FRANCE		1612		1612	
335 GERMANY W		1409		6767	
340 HUNGARY		766		766	
347 JAPAN		1352		5709	
354 NETHRLNDS				1211	
375 SWEDEN				169	
376 SWITZRLND		1373		4301	
390 GERMANY E				382	
400 U STATES		212845		2611548	
DENTAL INSTRUMENTS		221342		2664694	
100 U KINGDOM		8144		83715	9143
305 AUSTRIA		7544		49920	
317 CZECHO S		319		935	
327 FRANCE				908	
335 GERMANY W		35493		199823	
344 ITALY		3414		4300	
347 JAPAN				18045	
354 NETHRLNDS				2655	
375 SWEDEN				315	
376 SWITZRLND		152		8286	
400 U STATES		114203		918641	
SURGICAL TRUSSES AND SUPPORTS		169269		1267543	
100 U KINGDOM				115	9144
400 U STATES		291		3225	
ARTICLES FOR THE BLIND		291		3340	
100 U KINGDOM		292		417	9145
327 FRANCE				200	
376 SWITZRLND				840	
400 U STATES		6564		19940	
OPTICAL AND PHILOSOPHICAL INST		6856		21397	
100 U KINGDOM		35677		377866	9146
234 AUSTRALIA		240		240	
305 AUSTRIA		134		134	
306 BELGIUM				2122	
318 DENMARK				764	
327 FRANCE		9120		36293	
335 GERMANY W		28529		159885	
344 ITALY		1025		2581	
347 JAPAN		83701		464690	
354 NETHRLNDS		270		381	
375 SWEDEN		1398		7456	
376 SWITZRLND		54		10879	
389 IRELAND				360	
390 GERMANY E				240	
400 U STATES		345102		2599852	
EDUCATIONAL FILMS		505250		3663743	
100 U KINGDOM		6101		21687	9148
223 BARBADOS		156		156	
225 TRINIDAD		480		480	
231 HONG KONG				120	
234 AUSTRALIA				896	
306 BELGIUM				236	
327 FRANCE		627		5349	
335 GERMANY W		220		362	
347 JAPAN		400		400	
354 NETHRLNDS				210	
376 SWITZRLND				112	
400 U STATES		104285		663115	
CINEMATOGRAPH CAMERAS		112269		693123	
100 U KINGDOM				106	9149
327 FRANCE				594	
335 GERMANY W				1061	
400 U STATES		22773		97147	
SURGICAL INSTRUMENTS		22773		98908	
100 U KINGDOM		29367		216346	9150
305 AUSTRIA				307	
306 BELGIUM				210	
318 DENMARK				248	
327 FRANCE		1672		13508	
335 GERMANY W		25422		188679	
340 HUNGARY		1071		1197	
344 ITALY		2318		4922	
347 JAPAN		5730		44500	
352 MEXICO		9369		25758	

IMPORTS INTO CANADA FOR CONSUMPTION

175

Articles and Countries from which Imported	MONTH OF AUGUST 1956		EIGHT MONTHS ENDED AUGUST 1956		Class Number
	Quantities	Values (\$)	Quantities	Values (\$)	
OLD COINS STAMPS TROPHIES					9133
100 U KINGDOM		1157		13117	
207 UN SO AFR				280	
211 NIGERIA				50	
215 INDIA		80		80	
231 HONG KONG				12452	
234 AUSTRALIA				427	
306 BELGIUM				104	
318 DENMARK				53	
335 GERMANY W		50		100	
340 HUNGARY				175	
347 JAPAN		215		215	
352 MEXICO				1000	
354 NETHRLNDS				257	
389 IRELAND				568	
400 U STATES		7576		86572	
		9078		115450	
CAMERAS AND CAMERA PARTS N O P					9134
100 U KINGDOM		1408		25062	
205 RHOD NYAS				330	
220 BERMUDA				265	
224 JAMAICA		61		186	
231 HONG KONG		290		978	
305 AUSTRIA		10364		51461	
317 CZECHO S				9804	
319 GREENLAND		58		58	
326 FINLAND				5000	
327 FRANCE		1179		13428	
335 GERMANY W		155446		1132910	
344 ITALY				11221	
347 JAPAN		62914		271305	
354 NETHRLNDS				439	
357 NETH ANT				160	
375 SWEDEN				5207	
376 SWITZRLND		26748		168437	
383 HAWAII				90	
389 IRELAND				149	
390 GERMANY E		10539		52766	
400 U STATES		191406		1790605	
		460413		3539861	
CAMERA PARTS UNFINISHED					9135
335 GERMANY W		56		56	
400 U STATES		15330		132729	
		15386		132785	
CAMERA LENSES AND SHUTTERS					9136
100 U KINGDOM		313		2028	
327 FRANCE				5824	
335 GERMANY W				22559	
400 U STATES		37281		222210	
		37594		252621	
COLLECTIONS OF ANTIQUITIES					9137
100 U KINGDOM		46071		262938	
224 JAMAICA				118	
231 HONG KONG		1005		5482	
305 AUSTRIA				487	
306 BELGIUM				500	
313 CHINA				641	
318 DENMARK				166	
322 EGYPT				167	
327 FRANCE		365		5973	
335 GERMANY W				1389	
344 ITALY		1176		14119	
347 JAPAN		671		871	
352 MEXICO				600	
354 NETHRLNDS		131		2932	
360 ISRAEL				662	
376 SWITZRLND				116	
389 IRELAND				3621	
391 LEBANON				550	
400 U STATES		9927		373393	
		59346		674725	
CYCLOMETERS AND SPEEDOMETERS					9138
100 U KINGDOM		1320		18870	
335 GERMANY W		1084		10041	
344 ITALY				144	
354 NETHRLNDS				537	
376 SWITZRLND				3474	
400 U STATES		16111		103571	
		18515		136637	
GLOBES GEOGRAPHICAL					9139
100 U KINGDOM		659		7171	
335 GERMANY W		1297		6251	
347 JAPAN				398	
400 U STATES		26628		82004	
		28584		95824	
MODELS OF INVENTIONS					9140
100 U KINGDOM		280		754	
306 BELGIUM				130	
354 NETHRLNDS				764	
400 U STATES		20953		359637	
		21233		361285	
APPARATUS FOR INSTITUTIONS					9141
100 U KINGDOM		16708		464737	
215 INDIA				656	
305 AUSTRIA				1491	
306 BELGIUM				513	

IMPORTS INTO CANADA FOR CONSUMPTION

Articles and Countries from which Imported	MONTH OF AUGUST 1956		EIGHT MONTHS ENDED AUGUST 1956		Class Number
	Quantities	Values (\$)	Quantities	Values (\$)	
18 DENMARK		521		2019	
27 FRANCE		888		14350	
35 GERMANY W		20303		66263	
44 ITALY				4733	
47 JAPAN				2006	
54 NETHRLNDS		727		9735	
59 NORWAY				1206	
75 SWEDEN		499		2542	
76 SWITZRLND		2065		16026	
84 P RICO		296		296	
400 U STATES		534122		4499511	
		576129		5086084	
OPERATING ROOM EQUIPMENT					9142
100 U KINGDOM		1985		30535	
17 CZECHO S				1694	
27 FRANCE		1612		1612	
35 GERMANY W		1409		6767	
40 HUNGARY		766		766	
47 JAPAN		1352		5709	
54 NETHRLNDS				1211	
75 SWEDEN				169	
76 SWITZRLND		1373		4301	
90 GERMANY E				382	
400 U STATES		212845		2611548	
		221342		2664694	
DENTAL INSTRUMENTS					9143
100 U KINGDOM		8144		83715	
105 AUSTRIA		7544		49920	
17 CZECHO S		319		935	
27 FRANCE				908	
35 GERMANY W		35493		199823	
44 ITALY		3414		4300	
47 JAPAN				18045	
54 NETHRLNDS				2655	
75 SWEDEN				315	
76 SWITZRLND		152		8286	
400 U STATES		114203		918641	
		169269		1287543	
SURGICAL TRUSSES AND SUPPORTS					9144
100 U KINGDOM				115	
400 U STATES		291		3225	
		291		3340	
ARTICLES FOR THE BLIND					9145
100 U KINGDOM		292		417	
27 FRANCE				200	
76 SWITZRLND				840	
400 U STATES		6564		19940	
		6856		21397	
OPTICAL AND PHILLS					9146
100 PHICAL INST					
100 U KINGDOM		35677		377866	
34 AUSTRALIA		240		240	
05 AUSTRIA		134		134	
06 BELGIUM				2122	
18 DENMARK				764	
27 FRANCE		9120		36293	
35 GERMANY W		28529		159885	
44 ITALY		1025		2581	
47 JAPAN		83701		464690	
54 NETHRLNDS		270		381	
75 SWEDEN		1398		7456	
76 SWITZRLNO		54		10879	
89 IRELAND				360	
90 GERMANY E				240	
400 U STATES		345102		2599852	
		505250		3663743	
EDUCATIONAL FILMS					9148
100 U KINGDOM		6101		21687	
23 BARBADOS		156		156	
25 TRINIDAD		480		480	
31 HONG KONG				120	
34 AUSTRALIA				896	
06 BELGIUM				236	
27 FRANCE		627		5349	
35 GERMANY W		220		362	
47 JAPAN		400		400	
54 NETHRLNDS				210	
76 SWITZRLND				112	
400 U STATES		104285		663115	
		112269		693123	
CINEMATOGRAPH CAMERAS					9149
100 U KINGDOM				106	
27 FRANCE				594	
35 GERMANY W				1061	
400 U STATES		22773		97147	
		22773		96908	
SURGICAL INSTRUMENTS					9150
100 U KINGDOM		29367		216346	
05 AUSTRIA				307	
06 BELGIUM				210	
18 DENMARK				248	
27 FRANCE		1672		13508	
35 GERMANY W		25422		188679	
40 HUNGARY		1071		1197	
44 ITALY		2318		4922	
47 JAPAN		5730		44500	
352 MEXICO		9369		25758	

IMPORTS INTO CANADA FOR CONSUMPTION

177

Articles and Countries from which Imported	MONTH OF AUGUST 1956		EIGHT MONTHS ENDED AUGUST 1956		Class Number
	Quantities	Values (\$)	Quantities	Values (\$)	
354 NETHRLNDS				4897	
359 NORWAY				52	
375 SWEDEN		125		16966	
376 SWITZRLND				6640	
390 GERMANY E				1166	
400 U STATES		336386		3186136	
		411460		3711532	
RACING SHELLS OR OARS	NO				9151
100 U KINGDOM			4	1917	
400 U STATES	1	1546	3	4803	
	1	1546	7	6720	
BOATS OPEN PLEASURE	NO				9152
100 U KINGDOM	10	3065	400	48987	
236 NEW ZEAL			1	100	
318 DENMARK	19	7860	65	58590	
326 FINLAND			1	68	
327 FRANCE			1	170	
335 GERMANY W	11	1968	95	13810	
347 JAPAN			2	540	
354 NETHRLNDS	1	94	3	954	
359 NORWAY			7	2070	
375 SWEDEN			4	636	
381 ALASKA			2	540	
400 U STATES	146	40753	910	240600	
	187	53740	1491	367065	
LAUNCHES PLEASURE MOTIVE POWER	NO				9153
100 U KINGDOM			31	31437	
318 DENMARK			1	2500	
335 GERMANY W	2	1145	25	24293	
347 JAPAN			1	1032	
400 U STATES	16	64301	210	631599	
	18	65446	268	690861	
MATERIALS EXWHOUSE FOR VESSELS					9154
SHIPS AND VESSELS REPAIRS ON					9155
334 ST PIERRE		2066		16647	
400 U STATES		1145		43906	
		3211		60553	
SHIPS FOREIGN BUILT COASTAL	NO				9156
354 NETHRLNDS			1	132000	
			1	132000	
VESSELS FOREIGN BUILT N O P					9157
100 U KINGDOM				158679	
318 DENMARK				14029	
327 FRANCE				514	
335 GERMANY W				7481	
354 NETHRLNDS				226194	
375 SWEDEN				3834	
400 U STATES		163685		1133094	
		163685		1543825	
BUGGIES CUTTERS VEHICLES N O P	NO				9162
100 U KINGDOM			40	1794	
318 DENMARK			1	333	
327 FRANCE				574	
400 U STATES	482	31589	2711	195713	
	482	31589	2752	198414	
CHILDRENS CARRIAGES AND PARTS	NO				9163
100 U KINGDOM	11	369	423	9729	
335 GERMANY W			43	1249	
354 NETHRLNDS	1	56	511	10608	
376 SWITZRLND			3	126	
400 U STATES	113	1576	1288	11992	
	125	2001	2268	33704	
CHILDRENS SLEDS VEHICLES N O P					9164
100 U KINGDOM		1629		9966	
327 FRANCE		87		165	
335 GERMANY W				290	
354 NETHRLNDS		243		1294	
389 IRELAND				202	
400 U STATES		28583		271152	
		30542		283069	
SLEIGHS N O P AND PARTS	NO				9165
WAGONS AND SLEDS FARM AND PTS	NO				9166
354 NETHRLNDS		1981		1981	
400 U STATES	115	20829	1624	245489	
	115	22810	1624	247470	
WAGONS FREIGHT DRAYS AND PARTS	NO				9167
400 U STATES		359	14	3799	
		359	14	3799	
WHEELBARROWS HAND TRUCKS CARTS	NO				9168
100 U KINGDOM	312	10147	1801	45781	
318 DENMARK	5	568	13	1420	
335 GERMANY W			26	421	
354 NETHRLNDS			1	235	
359 NORWAY			13	2282	
372 SPAIN			3	54	
375 SWEDEN			30	5920	
400 U STATES	4738	66403	58318	788485	
	5055	77118	60205	844598	
TRUCKS AND CARS N O P					9169
100 U KINGDOM		2160		3096	
400 U STATES		2976		73072	
		5136		76168	
TRAILERS FOR MOTOR VEHICLES	NO				9170
100 U KINGDOM	5	3559	21	16076	

IMPORTS INTO CANADA FOR CONSUMPTION

Articles and Countries from which Imported	MONTH OF AUGUST 1956		EIGHT MONTHS ENDED AUGUST 1956		Class Number
	Quantities	Values (\$)	Quantities	Values (\$)	
335 GERMANY W			3	787	
347 JAPAN			1	999	
381 ALASKA			6	4 655	
400 U STATES			5549	8010468	
	654	1278539	5580	8032985	
AIRCRAFT NOT OVER 1500 LB WT	NO				9171
100 U KINGDOM			1	500	
220 BERMUDA			2	2300	
381 ALASKA			1	1800	
400 U STATES	17	49985	177	702719	
	17	49985	181	707319	
AIRCRAFT 1501 TO 3000 LB WT	NO				9172
100 U KINGDOM			1	750	
400 U STATES	13	118236	110	1195106	
	13	118236	111	1195856	
AIRCRAFT 3001 TO 7500 LB WT	NO				9173
400 U STATES	3	251409	25	2023544	
	3	251409	25	2023544	
AIRCRAFT OVER 7500 LB WEIGHT	NO				9174
100 U KINGDOM			4	2965967	
352 MEXICO			1	115000	
400 U STATES	2	100347	49	9103203	
	2	100347	54	12184170	
AIRCRAFT PTS EXCLUDING ENG PTS					9175
100 U KINGDOM		291013		2561956	
203 B E AFR				756	
207 UN SO AFR				700	
231 HONG KONG		334		1186	
234 AUSTRALIA				168	
327 FRANCE		270		21293	
335 GERMANY W		56		18713	
347 JAPAN				4371	
354 NETHRLNDS		304		30803	
360 ISRAEL				200	
363 PERU				1355	
375 SWEDEN				416	
376 SWITZRLND				188	
381 ALASKA				4147	
400 U STATES		5205078		48059970	
		5497055		50706222	
PAINTINGS UNDER 20 DOLLARS	NO				9181
100 U KINGDOM			1766	3217	
231 HONG KONG			15	276	
305 AUSTRIA	128	678	300	2090	
306 BELGIUM			718	1178	
313 CHINA			12	70	
318 DENMARK	20	164	220	1494	
327 FRANCE	38	430	264	2248	
340 HUNGARY	16	80	362	2424	
344 ITALY			437	3104	
347 JAPAN	288	131	445	498	
354 NETHRLNDS			617	2748	
360 ISRAEL			3	50	
372 SPAIN			43	203	
400 U STATES	134	846	460	2748	
	624	2329	5662	22348	
PAINTINGS 20 DOLLARS OR OVER					9182
100 U KINGDOM		44911		1082180	
215 INDIA		250		250	
224 JAMAICA				170	
231 HONG KONG				220	
234 AUSTRALIA				84	
304 ARGENTINA				65	
305 AUSTRIA		3428		15292	
306 BELGIUM		122		633	
316 CUBA				100	
317 CZECHO S				130	
318 DENMARK		2700		10528	
327 FRANCE		10468		100998	
335 GERMANY W		893		2935	
336 GREECE				350	
338 HAITI				570	
340 HUNGARY				2182	
344 ITALY		16340		34850	
347 JAPAN				80	
352 MEXICO		308		22884	
354 NETHRLNDS		1611		86816	
360 ISRAEL		9304		9754	
372 SPAIN				725	
375 SWEDEN				175	
376 SWITZRLND		25000		33998	
400 U STATES		59528		1309950	
		174863		2715219	
STATUES AND STATUETTES N O P					9183
100 U KINGDOM		4805		25732	
203 B E AFR		260		760	
215 INDIA				1586	
217 CEYLON				1193	
231 HONG KONG		1567		4885	
305 AUSTRIA		423		3199	
306 BELGIUM		88		233	
313 CHINA		191		1620	
318 DENMARK		88		154	
327 FRANCE		80		1995	
335 GERMANY W		4479		11514	
338 HAITI				320	

IMPORTS INTO CANADA FOR CONSUMPTION

179

Articles and Countries from which Imported	MONTH OF AUGUST 1956		EIGHT MONTHS ENDED AUGUST 1956		Class Number
	Quantities	Values (\$)	Quantities	Values (\$)	
344 ITALY		3841		26108	
347 JAPAN		6990		46613	
352 MEXICO				283	
355 INDONESIA				70	
360 ISRAEL				282	
375 SWEDEN		57		409	
376 SWITZRLND				179	
390 GERMANY E		1459		2770	
400 U STATES		4827		64562	
		29155		194407	
PORCELAIN STATUES STATUETTES					9184
100 U KINGDOM		20393		318551	
231 HONG KONG		1624		3287	
305 AUSTRIA		693		2509	
306 BELGIUM		212		212	
317 CZECHO S				994	
318 DENMARK		1569		15639	
327 FRANCE		194		2084	
335 GERMANY W		5492		79739	
336 GREECE				114	
340 HUNGARY				198	
344 ITALY		2817		12019	
347 JAPAN		29817		235040	
375 SWEDEN		134		284	
390 GERMANY E		2271		13186	
400 U STATES		5722		37200	
		70938		721056	
SCULPTURES CANADIAN MODELS					9185
100 U KINGDOM				385	
344 ITALY				220	
400 U STATES				655	
				1260	
MATERIAL FOR HARD METAL COMPOS					9187
100 U KINGDOM		2182		20258	
400 U STATES		50598		501942	
		52780		522200	
MATERIAL FOR FISHING EQUIPMENT					9189
100 U KINGDOM				1538	
335 GERMANY W				2618	
				4156	
MATERIALS FOR CYANIDE MFR					9190
400 U STATES				2689	
				2689	
ARTICLES FOR FERTILIZER MFR					9191
100 U KINGDOM				1751	
327 FRANCE				21094	
335 GERMANY W				228384	
376 SWITZRLND				269	
400 U STATES		190164		2156478	
		190164		2407976	
ARTICLES FOR GOVERNOR GENERAL					9192
100 U KINGDOM		384		2228	
327 FRANCE				1185	
360 ISRAEL				416	
400 U STATES				404	
		384		4233	
ARTICLES FOR CONSULS					9193
100 U KINGDOM		3484		73195	
207 UN SO AFR				3537	
215 INDIA		1681		1936	
223 BARBADOS				388	
225 TRINIDAD				390	
234 AUSTRALIA		475		1567	
236 NEW ZEAL		1500		1550	
304 ARGENTINA		1247		6693	
305 AUSTRIA				345	
306 BELGIUM				2224	
309 BRAZIL				551	
312 CHILE				200	
313 CHINA				592	
315 C RICA		62		62	
316 CUBA		154		369	
317 CZECHO S		545		8172	
318 DENMARK		413		1822	
322 EGYPT				3000	
327 FRANCE		5483		33047	
335 GERMANY W		5378		52206	
336 GREECE				52	
337 GUATEMALA				3000	
338 HAITI		932		1131	
340 HUNGARY				2000	
342 IRAN		272		272	
344 ITALY		1892		9801	
347 JAPAN		1500		4495	
352 MEXICO		110		1577	
354 NETHRLNDS		11351		19961	
355 IMODONESIA		100		300	
357 NETH ANT				511	
359 NORWAY				174	
360 ISRAEL		50		325	
363 PERU				4000	
364 PHIL				850	
365 POLAND		2015		11345	
366 PORTUGAL				10749	
367 AZORES				113	
371 THAILAND				100	

IMPORTS INTO CANADA FOR CONSUMPTION

Articles and Countries from which Imported	MONTH OF AUGUST 1956		EIGHT MONTHS ENDED AUGUST 1956		Class Number
	Quantities	Values (\$)	Quantities	Values (\$)	
372 SPAIN		287		3245	
375 SWEDEN		335		5960	
376 SWITZRLND		100		3941	
379 TURKEY				185	
380 USSR		466		3355	
384 P RICO				55	
387 VENEZUELA		200		5587	
388 YUGO SLAV		100		152	
400 U STATES		77325		558351	
		117457		843433	
CANADIAN GOODS RETURNED					9195
100 U KINGDOM		22178		250228	
203 B E AFR				5000	
207 UN SO AFR				667	
215 INDIA				25649	
216 PAKISTAN				4369	
217 CEYLON				17000	
218 MALAYA				3010	
220 BERMUDA		3265		18544	
221 B GUIANA		854		1668	
222 B HONO				3513	
223 BARBADOS		220		3121	
224 JAMAICA		1482		5276	
225 TRINIDAD		93		2406	
227 BAHAMAS				4528	
231 HONG KONG		1796		7931	
232 MALTA				300	
234 AUSTRALIA				7149	
236 NEW ZEAL		1624		9039	
305 AUSTRIA		267		1269	
306 BELGIUM		3609		49322	
309 BRAZIL				100	
314 COLOMBIA				2418	
316 CUBA		382		5934	
317 CZECHO S				7500	
318 DENMARK				104	
320 DOM REP				835	
325 ETHIOPIA		1800		1800	
326 FINLAND				300	
327 FRANCE				10578	
328 FR AFRICA		238		238	
334 ST PIERRE				1232	
335 GERMANY W		1812		23946	
336 GREECE				4926	
338 HAITI				12634	
339 HONDURAS				495	
341 ICELAND				100	
344 ITALY				872	
347 JAPAN				74	
348 KOREA				172	
352 MEXICO				3024	
354 NETHRLNOS		357		6897	
355 INDONESIA				1831	
359 NORWAY				100	
360 ISRAEL		1832		1832	
363 PERU				39772	
366 PORTUGAL				94	
371 THAILAND				9000	
375 SWEDEN		95		1045	
376 SWITZRLND		672		6049	
381 ALASKA		1921		15593	
383 HAWAII		1500		3215	
384 P RICO				650	
387 VENEZUELA				5201	
392 SYRIA				180	
400 U STATES		574362		6640149	
		620359		7228879	
ARMS ETC BRITISH OR NATO CTYS					9196
100 U KINGDOM		121128		813284	
231 HONG KONG				8237	
305 AUSTRIA		249		421	
306 BELGIUM				87433	
316 CUBA				1071	
318 DENMARK		5246		35834	
321 ECUADOR				200	
327 FRANCE		60276		134489	
334 ST PIERRE				282	
335 GERMANY W		28044		618065	
344 ITALY		3343		21175	
347 JAPAN		6973		15828	
353 MOROCCO				459	
354 NETHRLNDS				16922	
359 NORWAY				23143	
371 THAILAND				24749	
372 SPAIN		746		16007	
375 SWEDEN		3539		9047	
376 SWITZRLND		4087		37526	
381 ALASKA		7341		124639	
384 P RICO				400	
400 U STATES		5920321		28949201	
		6161293		30938412	
EXWAREHOUSED SHIPS STORES NOP					9197
100 U KINGDOM		4998		24566	
221 B GUIANA		121		782	
223 BARBADOS				358	
224 JAMAICA				85	

IMPORTS INTO CANADA FOR CONSUMPTION

181

Articles and Countries from which Imported	MONTH OF AUGUST 1956		EIGHT MONTHS ENDED AUGUST 1956		Class Number
	Quantities	Values (\$)	Quantities	Values (\$)	
327 FRANCE		338		3270	
354 NETHRLNDS		217		1342	
359 NORWAY				400	
400 U STATES		16399		79881	
		22073		110684	
ARTICLES EXWHOUSE FOR EXCISE					9198
BATTERY JARS GLASS OR RUBBER					9199
100 U KINGDOM				8414	
335 GERMANY W				2223	
376 SWITZRLND				442	
400 U STATES		57874		775015	
		57874		786094	
CASUAL DONATIONS					9201
100 U KINGDOM		100		452	
220 BERMUDA				2285	
224 JAMAICA				100	
335 GERMANY W		200		331	
344 ITALY				150	
354 NETHRLNDS				67	
359 NORWAY				130	
375 SWEDEN				1058	
400 U STATES		1513		107538	
		1813		112111	
CORSET CLASPS STEELS WIRES					9202
100 U KINGDOM		367		3698	
400 U STATES		1098		14354	
		1465		18052	
FEATHERS FLOWERS ART FOR HATS					9204
100 U KINGDOM		184		2756	
305 AUSTRIA		230		230	
317 CZECHO S		658		6082	
327 FRANCE		6711		33361	
335 GERMANY W		6517		44820	
344 ITALY		97		1359	
347 JAPAN		10768		72937	
376 SWITZRLND				1815	
390 GERMANY E		3456		28872	
400 U STATES		18234		117578	
		46855		309810	
LIFEBOATS LIFESAVING APPARATUS					9205
100 U KINGDOM				64	
400 U STATES		102		674	
		102		738	
INTERNATIONAL BRIDGE MATERIAL					9206
MINERS RESCUE APPLIANCES					9207
100 U KINGDOM		1282		13013	
318 DENMARK				283	
335 GERMANY W		4060		8435	
354 NETHRLNDS				615	
400 U STATES		131753		1337340	
		137095		1359686	
MATERIALS FOR TEXTILE PRINTING					9208
100 U KINGDOM		2284		22448	
400 U STATES		3052		123267	
		5336		145715	
SALTS OF THORIUM OR CERIUM					9209
400 U STATES		5910		29820	
		5910		29820	
SPURS AND STILTS					9210
400 U STATES				5716	
				5716	
VACCINE AND PLASMA CONTAINERS					9212
400 U STATES		37238		153014	
		37238		153014	
GOODS FREE BY ORDER IN COUNCIL					9213
100 U KINGDOM				40507	
234 AUSTRALIA				261	
327 FRANCE				12408	
335 GERMANY W				9585	
387 VENEZUELA		27000		27000	
400 U STATES		2429		700022	
		29429		789790	
ARTICLES FOR MFR TOBACCO PIPES					9214
100 U KINGDOM				355	
400 U STATES		347		7551	
		347		7906	
SAFETY GLASS SHEET ADHESIVES					9215
400 U STATES		38719		844109	
		38719		844109	
TOURIST PURCHASES DUTY FREE					9228
100 U KINGDOM		292465		866129	
202 ADEM		253		423	
203 B E AFR				75	
207 UN SO AFR				304	
215 INDIA		101		684	
218 MALAYA				623	
220 BERMUDA		6798		96779	
221 B GUIANA		58		1008	
222 B HOND		791		31740	
223 BARBADOS		202		11232	
224 JAMAICA		1451		12873	
225 TRINIDAD		862		11018	
227 BAHAMAS		333		13778	
230 GIBRALTAR		97		884	

IMPORTS INTO CANADA FOR CONSUMPTION

Articles and Countries from which Imported	MONTH OF AUGUST 1956		EIGHT MONTHS ENDED AUGUST 1956		Class Number
	Quantities	Values (\$)	Quantities	Values (\$)	
231 HONG KONG		977		4241	
234 AUSTRALIA				1660	
236 NEW ZEAL				351	
304 ARGENTINA				556	
305 AUSTRIA		1908		5609	
306 BELGIUM		1772		8956	
308 BOLIVIA				54	
309 BRAZIL				1071	
312 CHILE				90	
313 CHINA				421	
316 CUBA		121		7964	
317 CZECHO S		153		153	
318 DENMARK		1694		16030	
319 GREENLAND		1361		7770	
322 EGYPT				391	
326 FINLAND		345		1073	
327 FRANCE		36973		129000	
329 INDDCHINA		1085		1085	
334 ST PIERRE		254		1952	
335 GERMANY W		19661		76184	
336 GREECE		215		1163	
338 HAITI		56		2205	
340 HUNGARY		53		235	
341 ICELAND		133		1469	
344 ITALY		10778		40653	
347 JAPAN		830		10875	
348 KOREA				250	
352 MEXICO		5300		53431	
354 NETHRLNDS		5231		27176	
355 INDONESIA		361		361	
357 NETH ANT		506		2851	
359 NORWAY		633		1828	
360 ISRAEL		224		1802	
361 PANAMA				2245	
363 PERU				1116	
365 POLAND		506		699	
366 PORTUGAL		96		111	
367 AZORES		666		5060	
372 SPAIN		1135		4651	
375 SWEDEN		1709		3768	
376 SWITZRLND		7654		21566	
379 TURKEY				13	
380 USSR		126		425	
381 ALASKA		25		1823	
383 HAWAII		3006		47456	
384 P RICO				1786	
387 VENEZUELA		2717		3271	
388 YUGO SLAV		243		243	
389 IRELAND		1573		7175	
392 SYRIA				63	
400 U STATES		10941348		46425715	
		11354839		47983646	
CARTRIDGES SHOT GUN SHELLS					9237
305 AUSTRIA				254	
335 GERMANY W				62	
400 U STATES		9842		47288	
		9842		47604	
DEXTROSE SOLUTIONS THERAPEUTIC					9238
400 U STATES		48215		231513	
		48215		231513	
METALLIC CARTRIDGES AMMUNITION					9239
100 U KINGDOM		226		7765	
306 BELGIUM				1452	
335 GERMANY W		202		2732	
375 SWEDEN				1341	
376 SWITZRLND				986	
400 U STATES		13856		91427	
		14284		105703	
BLACKBOARDS OF SLATE OR PAPER					9240
344 ITALY		4417		23191	
366 PORTUGAL		1045		3855	
400 U STATES		71490		300983	
		76952		328029	
PRESENTATIONS FOR LIFE SAVING					9241
400 U STATES				629	
				629	
BIOLOGICAL PRODUCTS N O P					9242
100 U KINGDOM		2841		18631	
234 AUSTRALIA		498		2231	
327 FRANCE				281	
352 MEXICO				3617	
375 SWEDEN		266		266	
376 SWITZRLND				611	
381 ALASKA				50	
400 U STATES		83173		1075369	
		86776		1101056	
BASKETS OF ALL KINDS N O P					9243
100 U KINGDOM		192		4337	
215 INDIA				221	
231 HONG KONG		6004		23759	
305 AUSTRIA				154	
306 BELGIUM		1197		16341	
313 CHINA				59	
317 CZECHO S				6346	
318 DENMARK				323	
327 FRANCE				2234	

IMPORTS INTO CANADA FOR CONSUMPTION

Articles and Countries from which Imported	MONTH OF AUGUST 1956		EIGHT MONTHS ENDED AUGUST 1956		Class Number
	Quantities	Values (\$)	Quantities	Values (\$)	
335 GERMANY W		2825		7277	
340 HUNGARY				5840	
344 ITALY		759		6184	
347 JAPAN		2489		40505	
352 MEXICO		262		1830	
365 POLAND		7538		29027	
366 PORTUGAL		6502		13884	
367 AZORES		869		8706	
372 SPAIN				807	
375 SWEDEN				81	
388 YUGO SLAV		567		2062	
400 U STATES		16661		119911	
		45865		289888	
COMMUNION SETS CHURCH ARTICLES					9244
100 U KINGDOM		5181		23380	
215 INDIA				97	
231 HONG KONG		581		5739	
305 AUSTRIA		782		2238	
306 BELGIUM		804		4643	
317 CZECHO S		3906		29870	
327 FRANCE		23011		200617	
335 GERMANY W		7522		49533	
344 ITALY		31190		269911	
347 JAPAN		3094		81759	
354 NETHRLNDS		100		1222	
360 ISRAEL		420		3605	
365 POLAND				581	
366 PORTUGAL		70		455	
371 THAILAND				102	
372 SPAIN		219		1689	
376 SWITZRLND				422	
378 JORDAN				95	
389 IRELAND				4485	
390 GERMANY E		761		939	
400 U STATES		32676		323005	
		110317		1004387	
CARTRIDGE CASES GUN WADS CAPS					9246
100 U KINGDOM		13039		25922	
359 NORWAY				1246	
375 SWEDEN				165	
400 U STATES		8414		22075	
		21453		49408	
AMMUNITION N O P					9247
100 U KINGDOM		715368		2187536	
327 FRANCE		11285		11285	
335 GERMANY W				9472	
359 NORWAY				4000	
400 U STATES		52968		1015329	
		779621		3227622	
DAMAGED GOODS N O P					9248
ELECTRICAL ENERGY	KWH				9249
400 U STATES	2420045	15268	91265532	432966	
	2420045	15268	91265532	432966	
ICE					9251
400 U STATES		1331		6957	
		1331		6957	
INCUBATORS BROODERS AND PARTS	NO				9252
100 U KINGDOM			4	458	
400 U STATES	705	84177	20412	752707	
	705	84177	20417	753165	
IRON SAND PRESSURE BLASTING					9253
100 U KINGDOM		950		29372	
335 GERMANY W				842	
400 U STATES		52337		476462	
		53287		506676	
BALL POINT PENS AND PARTS					9254
100 U KINGDOM		762		1580	
318 DENMARK				106	
327 FRANCE				1001	
335 GERMANY W		940		6530	
344 ITALY				134	
347 JAPAN		844		8845	
375 SWEDEN				203	
376 SWITZRLND				275	
400 U STATES		182622		1080664	
		185168		1099338	
ALABASTER SPAR AMBER ORNAMENTS					9255
100 U KINGDOM		8426		77540	
203 B E AFR		181		272	
215 INDIA		164		390	
231 HONG KONG		1584		5599	
305 AUSTRIA		601		3133	
306 BELGIUM		497		695	
317 CZECHO S		100		274	
318 DENMARK				990	
327 FRANCE		3421		7882	
335 GERMANY W		28096		50028	
344 ITALY		910		20597	
347 JAPAN		31373		141409	
354 NETHRLNDS				322	
365 POLAND		1858		21036	
366 PORTUGAL				417	
372 SPAIN				228	
375 SWEDEN				270	
376 SWITZRLND		153		529	

IMPORTS INTO CANADA FOR CONSUMPTION

Articles and Countries from which Imported	MONTH OF AUGUST 1956		EIGHT MONTHS ENDED AUGUST 1956		Class Number
	Quantities	Values (\$)	Quantities	Values (\$)	
390 GERMANY E		18154		36396	
400 U STATES		26517		139185	
MACHINE CARD CLOTHING		122035		507192	9256
100 U KINGDOM		24944		132633	
306 BELGIUM				2532	
400 U STATES		4316		81819	
PENCILS LEAD NON PROPELLING	GROSS	29280		216984	9257
100 U KINGDOM	190	458	4219	9772	
317 CZECHO S	150	196	4977	6975	
327 FRANCE	14	143	126	933	
335 GERMANY W	3209	6516	9158	31962	
344 ITALY			75	206	
347 JAPAN	2465	1212	16015	13039	
400 U STATES	1138	4560	12440	47406	
PENCILS LEAD N O P		7166	47010	110293	9258
100 U KINGDOM				3022	
327 FRANCE				387	
335 GERMANY W		4683		23075	
344 ITALY		3150		5152	
347 JAPAN		89		1107	
376 SWITZRLND		449		2704	
400 U STATES		20341		103973	
PENS FOUNTAIN EXCPT BALL POINT		28712		139420	9259
100 U KINGDOM				795	
335 GERMANY W		349		12810	
344 ITALY		319		7640	
347 JAPAN		255		810	
376 SWITZRLND				713	
400 U STATES		5801		66346	
PENS N O P PENHOLDERS RULERS		6724		89114	9260
100 U KINGDOM		6286		36178	
335 GERMANY W		1002		6724	
344 ITALY				744	
347 JAPAN		113		471	
376 SWITZRLND				122	
400 U STATES		13059		115866	
PRECIOUS STONES NOT MOUNTED		20460		160105	9261
100 U KINGDOM		20291		155065	
215 INDIA		2076		13981	
217 CEYLON				1187	
231 HONG KONG				1499	
234 AUSTRALIA		60		3589	
305 AUSTRIA		30117		193219	
306 BELGIUM		664		664	
309 BRAZIL				278	
314 COLOMBIA				429	
317 CZECHO S		2906		85694	
327 FRANCE		4901		42611	
335 GERMANY W		16256		132030	
344 ITALY		765		7981	
347 JAPAN		36396		275039	
352 MEXICO		1412		12406	
354 NETHRLNDS				199	
371 THAILAND		286		3906	
372 SPAIN				2223	
376 SWITZRLND		571		29539	
400 U STATES		46668		334507	
PULLEYS BELT POWER TRANS N O P		163369		1296046	9263
100 U KINGDOM		2064		27213	
335 GERMANY W				6701	
354 NETHRLNDS				1491	
400 U STATES		58048		653672	
SETTLERS EFFECTS		60112		689077	9264
100 U KINGDOM		419731		2655647	
203 B E AFR		2450		8950	
205 RHOD NYAS		265		1920	
207 UM SO AFR		9200		53733	
208 BSA OTHER		1295		2944	
211 NIGERIA		290		520	
215 INDIA		1200		23736	
216 PAKISTAN				6828	
217 CEYLON		4000		17910	
218 MALAYA		70		3905	
220 BERMUDA		600		20662	
221 B GUIANA		365		11740	
223 BARBADOS		1210		2875	
224 JAMAICA		2700		29046	
225 TRINIDAD		1130		5483	
227 BAHAMAS		400		400	
228 LEEW WIND				400	
231 HONG KONG		6585		27980	
232 MALTA		380		9400	
234 AUSTRALIA		7767		55861	
235 FIJI				300	
236 NEW ZEAL		2820		38242	
304 ARGENTINA		460		59160	
305 AUSTRIA		21180		120324	
306 BELGIUM		21958		147679	

IMPORTS INTO CANADA FOR CONSUMPTION

185

Articles and Countries from which Imported	MONTH OF AUGUST 1956		EIGHT MONTHS ENDED AUGUST 1956		Class Number
	Quantities	Values (\$)	Quantities	Values (\$)	
308 BOLIVIA				650	
309 BRAZIL		5555		16838	
312 CHILE		400		600	
313 CHINA				7000	
314 COLOMBIA		2195		5370	
315 C RICA				3000	
316 CUBA		3000		7648	
317 CZECHO S				10770	
318 DENMARK		30048		136700	
320 DOM REP				300	
321 ECUADOR		200		200	
322 EGYPT		2415		9219	
325 ETHIOPIA				600	
326 FINLAND		1500		11470	
327 FRANCE		60553		215917	
328 FR AFRICA				775	
329 INDOCHINA		164		164	
331 FR OCEANIA		200		200	
334 ST PIERRE				458	
335 GERMANY W		355983		2218360	
336 GREECE		1670		16995	
338 HAITI				55	
340 HUNGARY				5480	
341 ICELAND		1550		3550	
343 IRAQ		21675		22025	
344 ITALY		17436		111116	
347 JAPAN		1409		26666	
348 KOREA		619		6417	
349 LATVIA				1224	
350 LIBERIA				423	
351 LITHUANIA				1095	
352 MEXICO		1620		8350	
353 MOROCCO		1455		10798	
354 NETHRLNDS		193246		1605439	
355 INDONESIA				1200	
357 NETH ANT		1240		10390	
358 NICARAGUA		100		5767	
359 NORWAY		2475		28275	
360 ISRAEL		3900		28595	
361 PANAMA				2250	
363 PERU				2710	
364 PHIL		5841		13242	
365 POLAND		250		2855	
366 PORTUGAL		1500		4093	
371 THAILAND				60	
372 SPAIN				9435	
373 CANARY IS				278	
374 SPAN AFR				400	
375 SWEDEN		12555		61925	
376 SWITZRLND		14035		167458	
379 TURKEY		7350		8535	
380 USSR				270	
381 ALASKA				11543	
383 HAWAII		2240		4568	
384 P RICO				2525	
386 URUGUAY		400		400	
387 VENEZUELA		7760		19138	
388 YUGO SLAV		760		2813	
389 IRELAND		5200		20420	
391 LEBANON		1000		2165	
392 SYRIA				75	
400 U STATES		1408181		11513212	
		2683756		19696114	
SHOW CASES AND METAL PARTS					9265
100 U KINGDOM		60		472	
335 GERMANY W		326		3112	
347 JAPAN				292	
400 U STATES		29714		249864	
		30100		253740	
SIGNS LETTERS OTHER THAN PAPER					9266
100 U KINGDOM		4479		17423	
327 FRANCE		106		513	
335 GERMANY W		246		3763	
344 ITALY		79		367	
347 JAPAN				50	
354 NETHRLNDS				563	
375 SWEDEN				597	
376 SWITZRLND		85		891	
400 U STATES		35398		478423	
		40393		502590	
MEASURING RULES AND TAPES					9267
100 U KINGDOM		16430		89569	
305 AUSTRIA				133	
317 CZECHO S				314	
335 GERMANY W		4901		33244	
347 JAPAN				1692	
354 NETHRLNDS				1989	
376 SWITZRLND				344	
400 U STATES		37545		382647	
		58876		509932	
WASTE AND JUNK N O P	CWT				9269
100 U KINGDOM	13	66	739	2306	
400 U STATES		26868	244672	82813	
		26881	245411	85119	
WAX VEGETABLE AND MINERAL NOP	LB				9270
100 U KINGDOM			11423	3630	

IMPORTS INTO CANADA FOR CONSUMPTION

Articles and Countries from which Imported	MONTH OF AUGUST 1956		EIGHT MONTHS ENDED AUGUST 1956		Class Number
	Quantities	Values (\$)	Quantities	Values (\$)	
309 BRAZIL	14 482 5	1 026 06	16 705 69	1 166 737	
335 GERMANY W	881 84	22 554	13 495 6	3 254 5	
352 MEXICO	1 603 5	1 007 9	6 567 6	3 838 1	
354 NETHRLNDS			4 400	1 802	
390 GERMANY E	7 61 60	19 397	12 533 5	29 111	
400 U STATES	22 653	14 217	22 827 1	11 482 9	
	34 785 7	1 688 53	22 406 30	1 387 035	
WAX AND MANUFACTURES					9 271
100 U KINGDOM		1 690		5 332	
335 GERMANY W		1 295		21 196	
344 ITALY				1 759	
352 MEXICO				77	
400 U STATES		2 681 5		2 686 64	
		29 800		29 702 8	
WHIPS AND PARTS					9 272
100 U KINGDOM		197		1 880	
400 U STATES		386		4 442	
		583		6 322	
WINDOW CORNICES CORNICE POLES					9 273
354 NETHRLNDS				519	
				519	
UNENUMERATED ARTICLES					9 274
SHIPMENTS UNDER 50 DOLLARS					9 275
100 U KINGDOM		98 459		78 612 1	
203 B E AFR		96		276	
205 RHOD NYAS				51	
207 UN SO AFR		101		928	
208 BSA OTHER		28		38	
210 G COAST				10	
211 NIGERIA				12	
215 INDIA		10 22		4 518	
216 PAKISTAN		3		437	
217 CEYLON				61	
218 MALAYA		16		172	
220 BERMUDA		69		557	
221 B GUIANA		159		792	
222 B HONO		82		82	
223 BARBADOS		81		580	
224 JAMAICA		164		1 127	
225 TRINIDAD				359	
227 BAHAMAS		20		191	
228 LEEW WIND		50		104	
231 HONG KONG		10 149		60 922	
232 MALTA				59	
234 AUSTRALIA		461		3 509	
235 FIJI				127	
236 NEW ZEAL		262		565	
304 ARGENTINA		10		595	
305 AUSTRIA		1 703		7 830	
306 BELGIUM		23 51		16 035	
309 BRAZIL		3		263	
310 BULGARIA				37	
312 CHILE				525	
313 CHINA		384		1 093	
314 COLOMBIA		48		124	
315 C RICA		8		56	
316 CUBA		203		1 549	
317 CZECHOS		505		3 035	
318 DENMARK		1 880		10 646	
319 GREENLAND				6	
321 ECUADOR		135		1 197	
322 EGYPT		30		480	
325 ETHIOPIA				12	
326 FINLAND		127		873	
327 FRANCE		12 638		94 498	
328 FR AFRICA				26	
329 INDOCHINA		50		338	
332 FR WIND				20	
334 ST PIERRE		38		621	
335 GERMANY W		29 847		165 082	
336 GREECE		244		709	
337 GUATEMALA				1 002	
338 HAITI		85		472	
339 HONDURAS				127	
340 HUNGARY		180		1 091	
344 ITALY		8 105		38 529	
345 LIBYA				236	
347 JAPAN		12 831		72 157	
348 KOREA				56	
352 MEXICO		372		4 353	
353 MOROCCO		107		233	
354 NETHRLNDS		5 237		40 187	
355 INDONESIA		18		46	
357 NETH ANT				140	
358 NICARAGUA				3	
359 NORWAY		1 110		3 590	
360 ISRAEL		4		550	
361 PANAMA				105	
363 PERU		108		193	
364 PHIL		15		63	
365 POLAND		134		664	
366 PORTUGAL		373		1 462	
367 AZORES				352	
370 ROUMANIA				33	

IMPORTS INTO CANADA FOR CONSUMPTION

Articles and Countries from which Imported	MONTH OF AUGUST 1956		EIGHT MONTHS ENDED AUGUST 1956		Class Number
	Quantities	Values (\$)	Quantities	Values (\$)	
371 THAILAND		37		211	
372 SPAIN		821		3784	
375 SWEDEN		2341		14657	
376 SWITZRLND		5921		32984	
378 JORDAN		7		78	
379 TURKEY		37		63	
380 USSR		247		1634	
381 ALASKA		3848		18373	
383 HAWAII		29		1933	
384 P RICO		78		1173	
386 URUGUAY		132		132	
387 VENEZUELA				31	
388 YUGO SLAV		52		245	
389 IRELAND		43		776	
390 GERMANY E		499		2082	
391 LEBANON		79		368	
392 SYRIA				83	
400 U STATES		3972163		31168622	
		4176439		32580121	

THE UNIVERSITY OF CHICAGO
DEPARTMENT OF CHEMISTRY
5800 S. UNIVERSITY AVENUE
CHICAGO, ILLINOIS 60637

TO: THE DIRECTOR, NATIONAL BUREAU OF STANDARDS
433 RIVERSIDE DRIVE
GAITHERSBURG, MARYLAND 20885

FROM: DR. J. H. GOLDSTEIN
DEPARTMENT OF CHEMISTRY
UNIVERSITY OF CHICAGO
5800 S. UNIVERSITY AVENUE
CHICAGO, ILLINOIS 60637

RE: 137Cs SOURCE

Enclosed for your information are two copies of a letterhead memorandum dated and captioned as above. One copy of this memorandum is being furnished to the U.S. Environmental Protection Agency, Office of Radiation and Air Quality, Washington, D.C.

Very truly yours,
J. H. Goldstein

Value, Price and Volume Indexes of Imports for Consumption

The following table gives index numbers of the declared (statistical) value of imports for consumption by months, and of the unit value (price) and volume of these imports. The value index expresses the value of imports in a given month as a percentage of the monthly average in the base year. The price index is of the fixed-weight aggregative (Laspeyre) type, and combines unit values calculated from the monthly import statistics with specified wholesale or other price quotations. These latter quotations are used where inadequate quantity reporting or insufficiently homogeneous items in the trade statistics prevent the obtaining of sufficiently representative unit value series. The volume index is derived by dividing the value index by the corresponding price index, and is, therefore, of the currently-weighted (Paasche) type. These indexes are computed with 1948 as an interim reference base pending conversion to the Bureau's official post-war reference base (1949).

In computing the price index certain adjustments were made to the regular grouping of commodities used in the trade statistics, and all three indexes are presented on the basis of these adjusted groups. The chief adjustments are as follows: the two groups "agricultural and vegetable products" and "animals and animal products" have been combined into one group now titled "agricultural and animal products"; the sub-group "rubber and its products" (1680-1730) and the item "advertising matter" (4291) have been transferred to the "miscellaneous products" group; the item "arms, etc., British or N.A.T.O. countries" (9196) has been deducted from the "miscellaneous products" total and the grand total; three "ships" items (9155-57) have been transferred to the "iron and steel and their products" group; and a few other adjustments designed to improve group classification by component material have been made.

These indexes are currently computed from the original data for months, quarters and calendar years. Approximate indexes for other periods may be obtained by averaging the monthly values. Although such indexes will be less accurate than would result from a separate computation based on the original data, the margin of error is insufficient to necessitate a lengthy separate computation.

A complete record of these series by months for the post-war period is published in issues of Volume I of the annual report "Trade of Canada". Some additional commodity information appears in issues of the "Review of Foreign Trade". Details of the computation of the price indexes are given in D.B.S. Reference Paper, No. 8, 1950, titled "Export and Import Price Indexes by Months, July, 1945 - June, 1950 (1948 = 100)".

Interim base, 1948 = 100

Month	Total			Agricultural and Animal Products			Fibres and Textiles			Wood Products and Paper			
	1954	1955	1956	1954	1955	1956	1954	1955	1956	1954	1955	1956	
INDEX OF DECLARED VALUES													
1	January	127.2	139.0	183.2	107.1	127.4	132.2	84.2	104.1	126.0	196.4	212.2	278.9
2	February	132.8	139.3	183.5	110.2	124.5	137.6	89.5	100.3	126.0	214.4	238.4	313.1
3	March	160.3	168.6	210.0	130.5	134.4	137.8	108.4	121.5	125.5	248.7	263.4	307.7
4	April	157.8	172.9	240.0	146.9	147.5	156.3	95.5	116.0	132.7	213.8	241.2	311.4
5	May	163.4	195.7	248.0	155.4	161.7	190.5	93.0	112.5	131.3	214.2	275.6	330.3
6	June	188.7	180.6	221.6	170.7	155.0	177.7	105.0	97.8	102.7	251.3	268.7	306.8
7	July	154.3	167.6	218.1	136.4	127.2	171.1	86.0	93.6	106.1	206.4	241.1	326.3
8	August	151.3	191.2	212.9	138.5	146.2	163.4	99.6	117.2	121.0	230.0	294.8	322.6
9	September	145.4	187.6		137.5	143.3		85.6	107.4		228.9	290.9	
10	October	150.8	207.1		153.4	180.1		87.9	115.7		228.8	317.5	
11	November	168.6	201.0		182.3	177.2		103.9	118.4		245.1	302.1	
12	December	152.3	175.1		158.0	162.9		102.0	101.4		225.1	259.2	
AI	Annual Index	154.4	177.1		143.9	149.0		95.1	108.8		225.3	267.1	
INDEX OF PRICES													
1	January	109.5	109.0	113.3	97.1	102.5	98.9	101.8	98.3	93.0	118.0	116.3	122.8
2	February	109.1	109.6	113.7	97.8	102.1	99.3	103.1	97.6	93.6	117.2	117.2	123.1
3	March	108.9	110.4	114.3	100.8	101.7	99.7	99.9	97.7	93.6	117.2	118.4	123.5
4	April	110.0	110.6	113.8	105.4	100.8	100.0	99.0	96.3	90.0	118.1	119.0	123.5
5	May	110.2	109.7	113.1	107.3	98.3	100.3	98.8	95.7	88.4	118.2	119.6	124.0
6	June	110.6	109.8	113.5	110.2	99.7	104.3	100.2	97.1	87.9	117.8	118.9	124.4
7	July	110.7	109.1	112.4r	112.9	97.8	102.0r	100.1	95.3	88.6r	117.5	119.1	124.2
8	August	110.3	109.6	112.7	113.0	98.6	101.9	100.1	95.7	87.8	117.4	119.2	124.3
9	September	109.8	111.3		110.0	98.9		99.4	96.1		117.2	119.9	
10	October	109.4	112.1		107.8	99.1		98.4	94.0		117.2	120.3	
11	November	109.0	112.8		103.2	98.8		97.6	91.2		117.2	121.6	
12	December	109.0	113.6		102.9	99.5		98.8	93.2		116.9	122.8	
AI	Annual Index	109.5	110.5		104.4	99.8		99.8	95.5		117.5	119.4	
INDEX OF PHYSICAL VOLUME													
1	January	116.2	127.5	161.7	110.3	124.3	133.7	82.7	105.9	135.5	166.4	182.5	227.1
2	February	121.7	127.1	161.4	112.7	121.9	138.6	86.8	102.8	134.6	182.9	203.4	254.3
3	March	147.2	152.7	183.7	129.5	132.2	138.2	108.5	124.4	134.1	212.2	222.5	249.1
4	April	143.5	156.3	210.9	139.4	146.3	156.3	96.5	120.5	147.4	181.0	202.7	252.1
5	May	148.3	178.4	219.3	144.8	164.5	189.9	94.1	117.6	148.5	181.2	230.4	266.4
6	June	170.6	164.5	195.2	154.9	155.5	170.4	104.8	100.7	116.8	213.3	226.0	246.6
7	July	139.4	153.6	194.0r	120.8	130.1	167.7r	85.9	98.2	119.8r	175.7	202.4	262.7
8	August	137.2	174.5	188.9	122.6	148.3	160.4	99.5	122.5	137.8	195.9	247.3	259.5
9	September	132.4	168.6		125.0	144.9		86.1	111.8		195.3	242.6	
10	October	137.8	184.7		142.3	181.7		89.3	123.1		195.2	263.9	
11	November	154.7	178.2		176.6	179.4		106.5	129.8		209.1	248.4	
12	December	139.7	154.1		153.5	163.7		103.2	108.8		192.6	211.1	
AI	Annual Index	141.0	160.3		137.8	149.3		95.3	113.9		191.7	223.7	

r - revised

MONTHLY INDEX NUMBERS OF DECLARED VALUES, PRICES AND PHYSICAL VOLUME OF IMPORTS FOR CONSUMPTION, BY GROUPS

Interim base, 1948 = 100

Iron and Steel and their Products			Non-Ferrous Metals and their Products			Non-Metallic Minerals and their Products			Chemicals and Fertilizers			Miscellaneous Products			
1954	1955	1956	1954	1955	1956	1954	1955	1956	1954	1955	1956	1954	1955	1956	
INDEX OF DECLARED VALUES															
144.8	152.7	229.7	202.6	228.5	269.9	86.3	79.4	112.1	149.3	173.2	212.5	227.5	268.5	341.7	1
158.5	155.9	234.2	192.5	203.1	274.7	78.0	78.0	97.3	157.6	166.4	224.6	263.9	300.3	338.1	2
198.1	205.0	311.7	221.5	242.7	297.5	83.9	87.6	92.0	194.0	208.6	232.6	344.0	357.0	394.6	3
198.0	210.6	356.4	213.9	225.5	332.6	81.3	91.2	113.7	181.7	203.6	282.4	330.8	398.8	457.8	4
199.4	236.9	346.9	212.0	253.1	350.8	90.8	115.9	133.5	191.1	238.8	288.9	361.0	461.5	446.1	5
222.8	219.7	303.5	247.2	239.9	330.2	122.3	113.7	132.6	221.4	226.4	246.4	410.9	372.8	378.6	6
172.2	202.9	284.4	223.5	211.6	336.2	107.2	105.6	133.5	179.0	212.1	251.7	347.1	403.7	404.0	7
147.5	208.5	246.9	225.6	283.9	338.6	102.0	139.3	158.8	182.3	232.0	227.2	391.7	431.5	412.5	8
135.6	202.2		257.5	304.8		104.3	118.3		186.0	239.8		339.6	492.2		9
133.2	225.7		285.5	341.6		106.5	141.1		201.5	262.6		347.7	430.4		10
151.2	218.7		281.6	347.4		117.9	138.7		210.5	250.0		397.1	381.0		11
149.9	208.1		264.6	274.9		102.5	102.3		171.5	208.2		305.1	333.7		12
167.6	203.9		235.7	263.1		98.6	109.3		185.5	218.5		338.9	386.0		AI
INDEX OR PRICES															
120.6	120.4	131.8	118.2	121.6	131.5	106.3	100.4	101.6	108.9	107.5	111.9	102.7	111.8	128.6	1
119.7	121.9	132.8	117.5	122.3	132.2	105.1	100.3	101.3	108.2	108.4	112.1	101.8	114.7	126.8	2
120.2	123.3	133.2	118.1	123.1	132.5	102.8	101.2	103.2	110.1	109.4	112.6	102.5	117.6	127.0	3
121.3	123.6	133.3	119.8	124.4	132.4	103.3	102.2	103.5	109.5	109.7	112.6	102.4	119.2	122.8	4
121.3	123.6	133.1	120.5	124.4	133.5	102.8	100.6	102.3	109.0	110.1	111.8	103.4	116.9	118.9	5
120.9	123.7	132.8	120.9	125.2	134.0	102.2	99.3	102.1	108.5	109.7	111.9	104.3	115.3	118.0	6
120.2	123.8	132.6	120.4	124.3	132.4r	101.8	99.7	100.4r	108.1	109.1	111.2r	104.9	115.5	113.6	7
119.7	124.1	132.8	120.1	124.3	132.4	101.0	99.3	102.7	106.6	109.4	110.8	105.5	118.0	111.4	8
119.9	126.5		119.8	125.2		100.4	100.1		107.1	109.2		107.5	126.2		9
120.0	128.7		120.4	126.6		100.3	101.0		107.7	111.0		107.1	130.3		10
120.2	130.4		120.4	130.1		101.6	101.7		108.5	111.8		107.5	132.1		11
120.2	131.5		120.5	131.0		100.5	102.2		108.4	111.9		110.5	131.2		12
120.4	125.2		120.4	124.8		102.1	100.6		108.1	109.9		105.3	119.7		AI
INDEX OF PHYSICAL VOLUME															
120.1	126.8	174.3	171.4	187.9	205.2	81.2	79.1	110.3	137.1	161.1	189.0	221.5	240.2	265.7	1
132.4	127.9	176.4	163.8	166.1	207.8	74.2	77.8	96.1	145.7	153.5	200.4	259.2	261.8	266.6	2
164.8	166.3	234.0	187.6	197.2	224.5	81.6	86.6	89.1	176.2	190.7	206.6	335.6	303.6	310.7	3
163.2	170.4	267.4	178.5	181.3	251.2	78.7	89.2	109.9	165.9	185.6	250.8	323.0	334.6	372.8	4
164.4	191.7	260.6	175.9	203.5	262.8	88.3	115.2	130.5	175.3	216.9	258.4	349.1	394.8	375.2	5
184.3	177.6	228.5	204.5	191.6	246.4	119.7	114.5	129.9	204.1	206.4	220.2	394.0	323.3	320.8	6
143.3	163.9	214.5	185.6	170.2	253.9r	105.3	105.9	133.0r	165.6	194.4	226.3r	330.9	349.5	355.6	7
123.2	168.0	185.9	187.8	228.4	255.7	101.0	140.3	154.6	171.0	212.1	205.1	371.3	365.7	370.3	8
113.1	159.8		214.9	243.5		103.9	118.2		173.7	219.6		315.9	390.0		9
111.0	175.4		237.1	269.8		106.2	139.7		187.1	236.6		324.6	330.3		10
125.8	167.7		233.9	267.0		116.0	136.4		194.0	223.6		369.4	288.4		11
124.7	158.3		219.6	209.8		102.0	100.1		158.2	186.1		276.1	254.3		12
139.2	162.9		195.8	210.8		96.6	108.6		171.6	198.8		321.8	222.5		AI

1956
176

IMPORTS INTO CANADA FOR CONSUMPTION

Changes affecting Previous Reports
Cumulative totals adjusted in September Report

1956
Import
List No. 9

MONTH OF FEBRUARY, 1956

Class Number

5567	- Deduct from United States	-	\$ 88,280
5563	- Add to United States	-	\$ 88,280

MONTH OF MARCH, 1956

Class Number

5567	- Deduct from United States	-	\$ 29,161
5563	- Add to United States	-	\$ 29,161

MONTH OF JUNE, 1956

Class Number

5567	- Deduct from United States	-	\$ 14,699
5563	- Add to United States	-	\$ 14,699
8271	- Deduct from China	55,115 lb.	\$ 10,165
6211	- Add to China	55,115 lb.	\$ 10,165

MONTH OF JULY, 1956

Class Number

5567	- Deduct from United States	-	\$ 12,368
5563	- Add to United States	-	\$ 12,368
8181	- Deduct from Germany, West	40,000 lb.	\$ 2,368
8186	- Add to Germany, West	40,000 lb.	\$ 2,368

MONTH OF AUGUST, 1956

Class Number

5078	- Deduct from Belgium and Luxembourg 3,726 ton	-	-
5567	- Deduct from United States	-	\$ 8,650
5563	- Add to United States	-	\$ 8,650

DOMINION BUREAU OF STATISTICS
International Trade Division
External Trade Section

TRADE OF CANADA

IMPORTS

SEPTEMBER, 1956

AND

NINE MONTHS ENDED SEPTEMBER, 1956

Published by Authority of
The Right Honourable C. D. Howe, Minister of Trade and Commerce




TABLE OF CONTENTS

	Page
EXPLANATORY NOTES	2
KEY TO ABBREVIATIONS OF COUNTRIES	3
 SUMMARY TABLES:	
Imports into Canada for Consumption, by Countries	4
Imports into Canada for Consumption, by Main Groups	6
 DETAILED TABLES:	
Imports for Consumption, by Articles and Countries:	
Agricultural and Vegetable Products (except Chemicals, Fibres and Wood):	Class Number
A – Mainly Food	1 to 390
B – Other than Food	1501 to 1846
Animals and Animal Products (except Chemicals and Fibres).....	2012 to 2348
Fibres, Textiles and Textile Products	3001 to 3576
Wood, Wood Products and Paper	4002 to 4311
Iron and Its Products	5001 to 5736
Non-Ferrous Metals and Their Products (except Gold).....	6001 to 6259
Non-Metallic Minerals and Their Products (except Chemicals).....	7001 to 7304
Chemicals and Allied Products	8001 to 8950
Miscellaneous Commodities	9000 to 9274

VALUE AND VOLUME at end of report

EXPLANATORY NOTES

1. **Source of Data.** Statistics of imports are based upon the declarations of importers (import entries) as subsequently checked by customs officials.
2. **Valuation.** The value of goods imported is the value as determined for customs duty purposes. In most cases this corresponds to the value shown on the invoice accompanying the goods, converted to Canadian dollars at authorized exchange rates (usually the commercial rate prevailing on the date at which the goods were actually despatched to Canada), and excluding such charges as freight, insurance, handling and taxes. In effect, therefore, import values are taken f.o.b. point of shipment in the country of export.
3. **Units of Quantity.** Weight, where shown, is the net weight of the goods, excluding the weight of such packing as is required for shipment, except in certain special cases otherwise defined in the Customs Tariff. The expression "ton" means 2,000 pounds, and "cwt." 100 pounds, avoirdupois. Where other units of quantity are used, Imperial standards apply.

In this report are items such as "engines, gas, n.o.p., and parts" which show a quantity in "number" as well as value. In these items the "number" refers only to the number of substantially complete articles imported, while the value includes also the value of any parts of the article imported. For such items the average value per unit cannot be ascertained.

4. **Coverage.** Statistics of imports include all goods which enter Canada and are cleared by customs officials for domestic sale or use. The series, therefore, includes goods which are cleared by customs immediately on entry into the country, and goods cleared out of customs warehouses; but excludes goods placed in customs warehouses on entering the country. The technical phrase "Imports entered for consumption" which is sometimes used to describe Canadian import statistics does not imply that all imports will actually be consumed in Canada, but only that they are free to be so consumed without further customs formalities.
5. **Exclusions.** Import statistics exclude gold, but include gold products where the value of the gold content is less than 80% of the value of the article. A small amount of gold scrap in the form of jewellers' sweepings is also included. Some goods for the use of United States forces stationed at treaty bases in Canada are excluded, as are ships of British construction and registry imported for use in Canada, ships purchased for use in foreign trade, bunker supplies and ships' stores purchased by Canadian vessels abroad, temporary imports for exhibition or competition, and Canadian-owned military equipment returned to Canada.
6. **Countries Credited.** Imports are usually credited to the country from which the goods were consigned to Canada. The country of consignment is the country from which goods have come to Canada without interruption of transit except in the course of transfer from one means of conveyance to another.

An exception to this rule is made in the case of imports of goods originating in Central or South America (including the Antilles and Bermuda) which are consigned to Canada from the United States. This class of imports is credited to the country in which the goods originated.

7. **Time Periods.** Import statistics for any month include all goods declared on import entries received at the Bureau of Statistics during the calendar month in question.
8. **Abbreviations.** Many descriptions of countries and articles used in this report are abbreviated or incomplete because of mechanical limitations. A key to abbreviations of countries appears in this report, and full descriptions of all articles appear in Volume III of the annual report "Trade of Canada". The letters "N.O.P." mean "not otherwise provided for".
9. **Revisions.** All statistics in this report are subject to revision. Revisions to previous reports are published on the coloured pages at the beginning of each monthly report.

KEY TO ABBREVIATIONS OF COUNTRIES

Note:— The classification of Countries with a statement of the territorial limits used for statistical purposes will be found in Volume I of the Annual Report of the Trade of Canada.

Aden	Aden	Ireland	Ireland
Afghan	Afghanistan	Israel	Israel
Alaska	Alaska	Ital Afr.....	Italian Africa
Albania	Albania	Italy	Italy
Virgin Is	American Virgin Islands	Jamaica	Jamaica
A E Sudan	Anglo-Egyptian Sudan	Japan	Japan
Arabia	Arabia	Jordan	Jordan
Argentina	Argentina	Korea	Korea
Australia	Australia	Latvia	Latvia
Austria.....	Austria	Lebanon.....	Lebanon
Azores	Azores and Madeira	Leew Wind.....	Leeward and Windward Islands
Bahamas	Bahamas	Liberia	Liberia
Barbados	Barbados	Libya	Libya
Bel Congo	Belgian Congo	Lithuania	Lithuania
Belgium	Belgium and Luxembourg	Madagascar	Madagascar
Bermuda.....	Bermuda	Malaya	Malaya and Singapore
Bolivia.....	Bolivia	Malta	Malta
Brazil.....	Brazil	Mauritius	Mauritius and Seychelles
B E Afr	British East Africa	Mexico	Mexico
B Guiana	British Guiana	Morocco	Morocco
B Hond.....	British Honduras	Nethrlnds	Netherlands
Bulgaria.....	Bulgaria	Neth Ant	Netherlands Antilles
Burma	Burma	New Zeal.....	New Zealand
Canary Is	Canary Islands	Nicaragua	Nicaragua
Ceylon	Ceylon	Nigeria.....	Nigeria
Chile	Chile	Norway.....	Norway
China	China, except Taiwan	B E I Other	Other British East Indies
Colombia	Colombia	B Oceania	Other British Oceania
C Rica	Costa Rica	B S A Other.....	Other British South Africa
Cuba.....	Cuba	B W A Other	Other British West Africa
Czecho S	Czechoslovakia	Pakistan	Pakistan
Denmark.....	Denmark	Panama	Panama
Dom Rep	Dominican Republic	Paraguay	Paraguay
Ecuador	Ecuador	Peru	Peru
Egypt	Egypt	Phil	Philippines
El Salvd.....	El Salvador	Poland	Poland
Estonia	Estonia	Portugal.....	Portugal
Ethiopia.....	Ethiopia	Port E AF	Portuguese East Africa
Falkland	Falkland Islands	Port W AF	Portuguese West Africa
Finland	Finland	Port Asia.....	Portuguese Asia
Fiji.....	Fiji	P Rico	Puerto Rico
France	France	Rhod Nyas.....	Rhodesia and Nyasaland
Fr Africa	French Africa	Roumania	Roumania
Fr Guiana	French Guiana	U S S R	U.S.S.R. (Russia)
Fr Oceana	French Oceania	S Leone	Sierra Leone
Fr W Ind.....	French West Indies	Spain	Spain
Gambia	Gambia	Span Afr.....	Spanish Africa
Germany E.....	Germany, Eastern	St. Pierre.....	St. Pierre and Miquelon
Germany W.....	Germany, Federal Republic of	Sudan	Sudan
Gibraltar	Gibraltar	Surinam	Surinam
G Coast	Gold Coast	Sweden.....	Sweden
Greece	Greece	Switzrlnd	Switzerland
Greenland	Greenland	Syria.....	Syria
Guatemala	Guatemala	Taiwan.....	Taiwan (Formosa)
Haiti.....	Haiti (Republic of)	Thailand	Thailand (Siam)
Hawaii	Hawaii	Trinidad.....	Trinidad and Tobago
Honduras	Honduras	Turkey	Turkey
Hong Kong.....	Hong Kong	Un So Afr.....	Union of South Africa
Hungary	Hungary	U Kingdom.....	United Kingdom
Iceland.....	Iceland	U States	United States
India.....	India	U S Ocea	United States Oceania
IndoChina	Indo-China	Uruguay	Uruguay
Indonesia	Indonesia	Venezuela	Venezuela
Iran.....	Iran	Yugo Slav	Yugoslavia
Iraq.....	Iraq		

IMPORTS INTO CANADA FOR CONSUMPTION, BY COUNTRIES (EXCLUDING GOLD)

Countries	Month of September		Nine Months ended September	
	1955	1956	1955	1956
	\$	\$	\$	\$
Commonwealth Countries				
United Kingdom.....	31,652,105	35,828,739	293,440,414	363,289,687
Aden.....	2,400	-	25,550	46,987
British East Africa.....) 2,005,993	(340,837) 7,891,461	(5,977,110
Mauritius and Seychelles.....		(1,543,657)	(4,088,475
Rhodesia and Nyasaland.....	-	172,895	190,633	487,484
Union of South Africa.....	496,443	499,578	4,530,851	6,397,093
Other British South Africa.....	-	587	104	3,782
Gambia.....	-	-	-	-
Gold Coast.....	579,389	990,781	2,952,396	4,040,632
Nigeria.....	15,377	5,080	839,809	927,784
Sierra Leone.....	-	-	7,517	18,275
Other British West Africa.....	-	-	-	-
Anglo-Egyptian Sudan...*	4,353	-	60,160	-
Ceylon.....	1,262,515	1,164,764	11,329,917	11,915,287
India.....	3,232,785	1,740,914	26,377,735	21,854,742
Malaya and Singapore.....	2,719,643	2,758,270	20,197,558	21,580,331
Pakistan.....	24,676	75,906	711,980	1,183,541
Other British East Indies.....	-	11,161	53,402	93,001
Bermuda.....	40,162	9,871	209,400	162,779
British Guiana.....	2,998,160	3,982,364	11,321,406	13,779,548
British Honduras.....	10,628	27,176	90,848	121,545
Bahamas.....	4,688	1,052	161,506	145,694
Barbados.....	87,810	215,075	7,539,399	4,051,750
Jamaica.....	1,732,026	1,547,134	13,063,925	18,799,824
Leeward and Windward Islands.....	22,478	254,347	2,366,905	2,116,512
Trinidad and Tobago.....	944,979	721,200	7,781,443	9,500,427
Falkland Islands.....	-	-	-	-
Gibraltar.....	-	74	72	958
Hong Kong.....	440,966	372,071	4,450,488	4,369,241
Malta.....	7,027	9,146	35,494	40,075
Australia.....	5,428,537	3,729,740	17,315,866	15,726,623
Fiji.....	869,428	960,787	3,296,908	3,876,196
New Zealand.....	168,880	24,770	10,082,272	10,954,572
Other British Oceania.....	-	-	-	142,234
Total Commonwealth Countries.....	54,751,448	56,987,976	446,325,419	525,692,189
Foreign Countries				
Afghanistan.....	-	-	248	-
Albania.....	-	-	-	-
Arabia.....	-	3,281,754	4,928,107	14,447,449
Argentina.....	447,708	344,306	3,131,161	3,397,678
Austria.....	183,323	288,166	1,956,378	2,898,551
Belgium and Luxembourg.....	2,654,253	4,304,147	18,439,027	37,320,194
Belgian Congo.....	174,042	719,300	1,901,984	1,741,374
Bolivia.....	7,653	4,222	10,853	70,285
Brazil.....	2,409,671	3,042,821	20,647,158	25,164,161
Bulgaria.....	-	-	689	152
Burma.....	150	-	6,877	80
Chile.....	-	114,929	234,048	842,852
China (except Taiwan).....	294,248	116,091	2,500,896	5,307,003
Taiwan.....	18,802	4,714	103,880	94,699
Colombia.....	2,548,509	1,550,176	15,129,971	18,372,797
Costa Rica.....	624,122	323,617	4,732,673	2,440,835
Cuba.....	205,467	499,496	7,450,838	11,368,090
Czechoslovakia.....	298,404	599,284	2,061,215	3,936,797
Denmark.....	233,689	417,466	2,381,182	4,682,026
Greenland.....	645	342	9,629	8,176
Dominican Republic.....	28,181	27,194	1,350,615	1,055,546
Ecuador.....	249,738	257,663	4,145,337	3,174,861
Egypt.....	4,602	4,795	264,390	126,867
El Salvador.....	66,075	28,967	2,287,094	988,254
Estonia.....	-	135	1,967	135
Ethiopia.....	21,675	3,128	55,960	107,842
Finland.....	25,856	27,730	259,282	342,684
France.....	1,994,303	2,752,469	16,795,802	23,747,985
French Africa.....	219,638	262,777	2,364,537	1,865,242
Indo-China.....	81,427	741	113,595	14,145
French Guiana.....	-	-	25	-
French Oceania.....	-	-	-	200
French West Indies.....	-	-	57,790	20
Madagascar.....	227	200	13,147	27,858
St. Pierre and Miquelon.....	16,467	1,595	39,179	25,123

* See Foreign Countries from January 1, 1956.

Countries	Month of September		Nine Months ended September	
	1955	1956	1955	1956
	\$	\$	\$	\$
Foreign Countries - Concluded				
Germany, Federal Republic of	5,545,823	7,511,700	37,634,672	62,163,118
Germany, Eastern	67,223	235,874	400,194	613,668
Greece	25,857	21,301	188,805	167,325
Guatemala	271,638	114,115	4,091,345	2,367,427
Haiti	125,466	111,267	1,049,561	1,303,043
Honduras	140,973	672,694	1,256,960	5,190,198
Hungary	4,201	21,850	77,395	146,961
Iceland	255	1,002	6,962	6,761
Iran	13,693	18,742	1,032,535	947,106
Iraq	300	-	533,270	695,448
Ireland	48,702	3,933	246,091	304,102
Israel	85,611	67,274	850,499	1,214,288
Italy	1,507,914	2,946,558	11,623,453	16,755,415
Italian Africa	-	-	-	-
Japan	2,952,075	4,880,458	23,641,131	44,638,529
Jordan	-	56	1,238	1,270
Korea	99	-	221,424	8,045
Latvia	-	683	4,590	1,907
Lebanon	1,876,970	1,747,896	12,712,481	16,493,966
Liberia	99,344	101,579	99,344	412,657
Libya	-	38	2,913	274
Lithuania	-	-	-	1,095
Mexico	2,494,384	1,043,055	16,146,870	38,640,286
Morocco	12,590	2,504	120,429	106,568
Netherlands	2,489,223	2,340,701	14,226,008	17,190,537
Indonesia	53,123	108,247	912,712	893,849
Surinam	438,402	467,385	2,487,550	3,101,411
Netherlands Antilles	2,668,284	2,530,646	20,536,133	26,200,355
Nicaragua	89,553	54,513	1,211,964	651,369
Norway	172,333	328,720	1,644,844	2,146,969
Panama	881,725	442,402	6,732,122	6,731,841
Paraguay	31,717	10,722	190,379	128,086
Peru	122,862	59,497	602,250	1,915,713
Philippines	216,282	79,289	1,361,159	1,537,186
Poland	49,224	249,946	431,022	1,712,081
Portugal	141,444	183,457	1,270,716	1,511,558
Azores and Madeira	13,999	10,054	144,659	116,953
Portuguese East Africa	14,774	16,983	53,699	332,923
Portuguese West Africa	-	52,242	21,336	94,371
Portuguese Asia	-	-	-	-
Roumania	-	-	400	2,289
Spain	412,782	296,839	4,142,589	4,296,389
Canary Islands	-	-	18,950	18,271
Spanish Africa	-	-	15,857	400
Sudan *	-	5,221	-	60,394
Sweden	1,176,703	1,828,035	8,697,350	12,035,433
Switzerland	2,183,508	1,944,417	13,316,663	16,126,517
Syria	304,681	729	628,569	917,651
Thailand	19,345	252,796	530,318	893,192
Turkey	20,064	22,474	534,042	413,624
U.S.S.R. (Russia)	340,307	63,407	456,672	690,090
United States	302,354,177	309,898,673	2,527,673,667	3,098,501,663
Alaska	196,640	446,344	2,966,804	2,669,918
American Virgin Islands	-	-	181	-
Hawaii	373,626	525,929	2,406,075	3,819,517
Puerto Rico	101,341	40,069	710,200	629,188
United States Oceania	-	10	-	10
Uruguay	38,257	89,994	347,454	886,920
Venezuela	16,434,813	19,605,641	139,768,567	150,874,554
Yugoslavia	15,158	280,287	385,442	614,912
Total Foreign Countries	359,436,340	380,716,473	2,979,744,049	3,713,465,552
GRAND TOTAL	414,187,788	437,704,449	3,426,069,468	4,239,157,741

* See Commonwealth Countries prior to 1956.

**IMPORTS INTO CANADA FOR CONSUMPTION FROM ALL COUNTRIES, FROM THE UNITED KINGDOM
AND FROM THE UNITED STATES, BY MAIN GROUPS (EXCLUDING GOLD)**

Main Groups	Month of September		Nine Months ended September	
	1955	1956	1955	1956
	\$	\$	\$	\$
ALL COUNTRIES				
Agricultural and Vegetable Products (except Chemicals, Fibres and Wood)	46,591,099	48,543,839	403,315,354	447,151,345
Animals and Animal Products (except Chemicals and Fibres)	8,571,503	9,192,570	75,342,683	87,453,284
Fibres, Textiles and Textile Products	31,391,638	28,402,572	283,575,958	312,169,711
Wood, Wood Products and Paper	17,706,623	19,092,403	142,238,078	171,280,916
Iron and Its Products	131,676,153	160,104,229	1,176,197,827	1,676,134,014
Non-Ferrous Metals and Their Products	38,313,345	39,726,403	277,119,821	362,251,570
Non-Metallic Minerals and Their Products (except Chemicals)	59,972,777	67,203,451	470,371,391	559,638,182
Chemicals and Allied Products	23,735,902	20,875,678	188,838,752	216,619,114
Miscellaneous Commodities	56,228,748	44,563,304	409,069,604	406,459,605
Total	414,187,788	437,704,449	3,426,069,468	4,239,157,741
UNITED KINGDOM				
Agricultural and Vegetable Products (except Chemicals, Fibres and Wood)	2,324,004	2,590,015	19,050,853	20,362,471
Animals and Animal Products (except Chemicals and Fibres)	1,098,872	1,039,672	8,919,557	10,519,917
Fibres, Textiles and Textile Products	7,278,625	7,047,538	72,182,671	79,226,853
Wood, Wood Products and Paper	584,624	519,746	4,158,366	4,598,838
Iron and Its Products	8,105,028	11,974,648	83,463,944	123,406,966
Non-Ferrous Metals and Their Products	4,200,536	5,844,836	36,178,690	54,458,341
Non-Metallic Minerals and Their Products (except Chemicals)	2,873,967	2,638,061	22,876,731	25,861,027
Chemicals and Allied Products	1,670,003	1,654,864	15,979,043	16,619,411
Miscellaneous Commodities	3,516,446	2,519,359	30,630,559	28,235,863
Total	31,652,105	35,828,739	293,440,414	363,289,687
UNITED STATES				
Agricultural and Vegetable Products (except Chemicals, Fibres and Wood)	18,425,909	21,722,909	191,198,157	224,749,555
Animals and Animal Products (except Chemicals and Fibres)	4,931,457	5,651,201	46,301,905	51,902,972
Fibres, Textiles and Textile Products	15,755,354	14,032,483	147,342,128	132,154,138
Wood, Wood Products and Paper	16,189,121	17,252,801	128,893,231	154,973,757
Iron and Its Products	118,395,950	137,140,828	1,052,842,741	1,462,510,124
Non-Ferrous Metals and Their Products	27,184,707	26,077,636	202,972,290	252,760,036
Non-Metallic Minerals and Their Products (except Chemicals)	31,413,207	32,674,139	244,264,535	286,650,783
Chemicals and Allied Products	20,731,688	17,693,641	162,781,389	189,404,537
Miscellaneous Commodities	49,326,784	37,653,035	351,077,291	343,395,761
Total	302,354,177	309,898,673	2,527,673,667	3,098,501,663

IMPORTS INTO CANADA FOR CONSUMPTION

Articles and Countries from which Imported	MONTH OF SEPTEMBER 1956		NINE MONTHS ENDED SEPTEMBER 1956		Class Number	
	Quantities	Values (\$)	Quantities	Values (\$)		
GROUP 1						
AGRICULTURAL PRODUCTS						
A MAINLY FOOD						
APPLES FRESH	236 NEW ZEAL 400 U STATES		1249900 34633426	87571 1963813	1	
APRICOTS QUINCES FRESH	312 CHILE 400 U STATES	53802 7488	20978 5414763	4182 437447	2	
BANANAS	222 B HOND 314 COLOMBIA 315 C RICA 320 DOM REP 321 ECUADOR 337 GUATEMALA 338 HAITI 339 HONDURAS 361 PANAMA 384 P RICO 400 U STATES	154 7361 32025 4119 36056 13331 90101 57548 32 222	1550 61165 283899 25880 236042 101809 647145 442402 338 1828	527 104907 248518 16069 420215 113701 203 689634 854927 32 437	4584 768845 2095561 101005 2909556 854374 1604 5047490 6719208 338 4243	3
CHERRIES FRESH	400 U STATES	240949	1802058	2443170	18506808	4
CRANBERRIES FRESH	400 U STATES	428896	58849	779563	105563	5
GRAPEFRUIT FRESH	100 U KINGDOM 224 JAMAICA 225 TRINIDAD 231 HONG KONG 316 CUBA 339 HONDURAS 360 ISRAEL 400 U STATES	62175 485568	4054 25370	80400 5135 64000 3640 62175 581568 85500	2629 335 4857 469 4054 29993 3497	6
GRAPES FRESH	207 UN SO AFR 304 ARGENTINA 312 CHILE 400 U STATES	15817287	1008832	207998 57660 381263	23969 6870 85880	7
GUAVAS MANGOES PLANTAINS FRESH	352 MEXICO 400 U STATES	212		55572479	4409363	8
LEMONS FRESH	344 ITALY 400 U STATES	212		56219400	4526082	9
LIMES FRESH	228 LEEW WIND 400 U STATES	5068	817	3000 373674	192 60249	10
MUSKMELONS CANTALOUPE FRESH	312 CHILE 352 MEXICO 400 U STATES	4048758	137252	376674	60441	11
MELONS FRESH N O P	316 CUBA 352 MEXICO 372 SPAIN 400 U STATES	1130 100094	255 22694	29182030	1297853	12
ORANGES MANDARINES FRESH	100 U KINGDOM 207 UN SO AFR 225 TRINIDAD 231 HONG KONG 344 ITALY 347 JAPAN 352 MEXICO 360 ISRAEL 372 SPAIN 400 U STATES	750	1843	388 715235 1130 3473259	922 198921 255 1216241	13
PEACHES FRESH	312 CHILE 400 U STATES	634196	1425655	4190012	1416339	14
PEARS FRESH	304 ARGENTINA 400 U STATES	6210783	438819	2035 1000 4148 915 2264 5414 28709 70394 52558	4367 2094 10258 1504 2900 11987 42521 123089 67541	15

IMPORTS INTO CANADA FOR CONSUMPTION

Articles and Countries from which Imported	MONTH OF SEPTEMBER 1956		NINE MONTHS ENDED SEPTEMBER 1956		Class Number
	Quantities	Values (\$)	Quantities	Values (\$)	
PINEAPPLES FRESH	LB				16
224 JAMAICA			2050	188	
316 CUBA	41449	2194	11647931	536909	
352 MEXICO			106875	6446	
383 HAWAII	7560	481	654245	49632	
384 P RICO	18473	845	468485	23925	
400 U STATES			87692	4704	
	67482	3520	12967278	621804	
PLUMS OR PRUNES FRESH	LB				17
312 CHILE			46278	9047	
400 U STATES	4780485	328837	19846147	1628955	
	4780485	328837	19892425	1638002	
BERRIES FRESH N O P	LB				18
384 P RICO			500	55	
400 U STATES	13170	2598	366944	77481	
	13170	2598	367444	77536	
STRAWBERRIES FRESH	LB				19
400 U STATES	571256	111593	14882441	3053831	
	571256	111593	14882441	3053831	
FRESH FRUITS N O P					20
383 HAWAII				491	
400 U STATES		6452		102125	
		6452		102616	
APPLES DRIED	LB				31
400 U STATES	2860	812	382090	11271	
	2860	812	382090	11271	
APRICOTS NECTARINES DRIED	LB				32
234 AUSTRALIA			5000	2101	
372 SPAIN			55783	11468	
400 U STATES	26154	14220	359870	153132	
	26154	14220	420653	166701	
BANANAS ORIED	LB				33
309 BRAZIL			7080	7448	
400 U STATES			2540	2676	
			9620	10124	
CURRENTS DRIED	LB				34
234 AUSTRALIA	1362200	192538	2780660	392412	
400 U STATES	21910	4376	61751	11479	
	1384110	196914	2842411	403891	
DATES	LB				36
100 U KINGDOM			770	58	
231 HONG KONG	200	95	11112	3068	
313 CHINA			2240	305	
327 FRANCE			8100	2190	
342 IRAN			4834146	327195	
343 IRAQ			3378916	250103	
400 U STATES	40238	8495	558322	109193	
	40438	8590	8793606	692112	
FIGS DRIED AND FIG PASTE	LB				37
366 PORTUGAL			159267	19025	
379 TURKEY			240840	42300	
400 U STATES	107904	27409	1227680	204607	
	107904	27409	1627787	265932	
PEACHES DRIED	LB				38
234 AUSTRALIA			25375	4172	
400 U STATES	13886	4948	143832	45847	
	13886	4948	169207	50019	
PRUNES OR PLUMS DRIED UNPITTED	LB				39
231 HONG KONG			1284	354	
400 U STATES	734906	141172	8336086	1670236	
	734906	141172	8337370	1670590	
PEARS DRIED	LB				40
400 U STATES	4610	1431	42128	12934	
	4610	1431	42128	12934	
RAISINS	LB				41
207 UN SO AFR	27000	3969	161875	22506	
234 AUSTRALIA	7184340	1042995	15073917	2215739	
372 SPAIN			3166	296	
400 U STATES	1961413	274524	11615211	1532176	
	9172753	1321488	26854169	3770717	
FRUITS DRIED N O P	LB				42
231 HONG KONG	2848	2096	24705	12045	
347 JAPAN			420	248	
354 NETHRLNDS			800	132	
400 U STATES	20880	8278	270360	90125	
	23728	10374	296285	102550	
RASPBERRIES FROZEN 1 LB OR LESS	LB				43
400 U STATES			211250	47696	
			211250	47696	
RASPBERRIES FROZEN OVER 1 LB	LB				44
100 U KINGDOM	96000	20608	96000	20608	
354 NETHRLNDS	7685	1928	45184	11113	
400 U STATES			22240	6467	
	103685	22536	163424	38188	
STRAWBERRIES FROZN 1 LB OR LESS	LB				45
400 U STATES	772788	183541	3502845	891146	
	772788	183541	3502845	891146	
STRAWBERRIES FROZEN OVER 1 LB	LB				46
352 MEXICO			605170	105114	
354 NETHRLNDS	39755	8400	296200	49818	
400 U STATES	245915	42087	2215174	413365	
	285670	50487	3116544	568297	
FRUITS N O P FROZN 1 LB OR LESS	LB				47
400 U STATES	117643	28225	516982	119665	
	117643	28225	516982	119665	

IMPORTS INTO CANADA FOR CONSUMPTION

Articles and Countries from which Imported	MONTH OF SEPTEMBER 1956		NINE MONTHS ENDED SEPTEMBER 1956		Class Number
	Quantities	Values (\$)	Quantities	Values (\$)	
FRUITS M O P FROZEN OVER 1 LB	LB				48
354 METHRLNDS			18000	3965	
400 U STATES	559733	81517	2466495	350536	
	559733	81517	2466495	354501	
APRICOTS CANNED	LB				49
100 U KINGDOM	5394	689	31239	4601	
207 UN SO AFR			147550	22272	
234 AUSTRALIA	94181	11434	193975	24757	
400 U STATES	244884	30388	3540571	525022	
	344459	42511	3913335	576652	
PEACHES CANNED	LB				50
234 AUSTRALIA	146071	20027	506063	68876	
400 U STATES	1145363	132987	6193590	777386	
	1291434	153014	6699653	846262	
CHERRIES SULPHURED OR IN BRINE	LB				51
344 ITALY	1096351	140526	4550437	518018	
354 METHRLNDS			45452	3630	
372 SPAIN			46296	4938	
	1096351	140526	4642185	526586	
OLIVES SULPHURED OR IN BRINE	LB				52
304 ARGENTINA			208664	48140	
312 CHILE	1938	688	4668	1386	
328 FR AFRICA	11023	1500	155059	19475	
336 GREECE			193808	37850	
344 ITALY			445616	52003	
353 MOROCCO			14464	2198	
366 PORTUGAL	58200	16464	266266	78365	
372 SPAIN	122288	28377	4236914	999920	
400 U STATES	42577	9595	1133502	271922	
	236026	56616	6658961	1511259	
LEMON ORANGE GRAPE FRUIT RINDS					53
100 U KINGDOM				362	
231 HONG KONG				1367	
316 CUBA				11285	
338 HAITI				1815	
344 ITALY		1788		55076	
384 P RICO		2286		27491	
400 U STATES		1312		15268	
		5386		112664	
PEARS IN CANS	LB				55
234 AUSTRALIA	110631	16286	422637	59767	
400 U STATES	128682	20529	1689561	258328	
	239313	36735	2112198	318095	
PINEAPPLE IN CANS	LB				56
218 MALAYA	17400	2627	449400	55393	
227 BAHAMAS	1894	330	1894	330	
234 AUSTRALIA	492012	60903	1590170	211698	
316 CUBA			61125	6898	
352 MEXICO	1337993	141405	5886544	618359	
383 HAWAII	2195892	293952	17933223	2386127	
393 TAIWAN			535328	58716	
400 U STATES	87101	12531	264484	40897	
	4132292	511748	26722168	3369618	
FRUITS IN CANS M O P	LB				57
100 U KINGDOM	735	130	22319	4068	
231 HONG KONG	3115	777	11145	2887	
234 AUSTRALIA			178326	35408	
316 CUBA			9840	1793	
327 FRANCE			170	73	
335 GERMANY W			5325	1051	
344 ITALY			10508	1275	
347 JAPAN	149558	18775	1574538	193729	
354 NETHRLNDS	193596	35711	400586	84065	
375 SWEDEN			4752	964	
383 HAWAII			1728	488	
400 U STATES	247255	32533	2907871	341987	
	594251	87926	5118220	667720	
FRUITS NUTS PICKLED PRESERVED	CAL				60
100 U KINGDOM			3990	12903	
215 INDIA	150	283	2323	5197	
223 BARBADOS			2339	996	
224 JAMAICA			105	291	
228 LEEW WINB			239	121	
231 HONG KONG	977	1599	6467	14258	
316 CUBA	13988	13575	68683	58961	
327 FRANCE			21223	28957	
336 GREECE	2158	5243	7780	11598	
344 ITALY	1857	1178	18475	15984	
347 JAPAN	60	141	322	738	
354 NETHRLNDS	880	1664	7847	9415	
365 POLAND	37851	33657	41752	36855	
400 U STATES	2651	5733	28966	47831	
	60564	63873	194519	236123	
FRUIT PULP M O P	LB				61
100 U KINGDOM	153179	24826	354888	52156	
218 MALAYA			3937	342	
231 HONG KONG	748	246	1946	529	
234 AUSTRALIA	48550	5812	137317	22843	
316 CUBA	102000	9859	487658	45895	
328 DENMARK	13327	2799	13327	2799	
352 MEXICO	487349	45068	1588755	142756	
354 NETHRLNDS	94925	16453	1062951	131148	
365 POLAND			2975	357	
372 SPAIN	66138	6079	138628	12856	

IMPORTS INTO CANADA FOR CONSUMPTION

Articles and Countries from which Imported	MONTH OF SEPTEMBER 1956		NINE MONTHS ENDED SEPTEMBER 1956		Class Number
	Quantities	Values (\$)	Quantities	Values (\$)	
383 HAWAII	152162	17626	574876	67428	
400 U STATES	12038	1417	445761	55540	
JELLIES JAMS MARMALADES	1122408	128585	4732931	532241	
1000 U KINGDOM	234128	43791	3007886	542806	62
224 JAMAICA			32364	2264	
328 FR AFRICA	100	58	4360	862	
347 JAPAN			1021	472	
372 SPAIN			1018	333	
400 U STATES			4431	459	
100 U KINGDOM	4431	459	6443	1056	
224 JAMAICA	2040	300	27107	4948	
328 FR AFRICA	6177	1070	2349	485	
347 JAPAN	873	187	10560	1131	
372 SPAIN			1050	211	
400 U STATES			3189	1199	
GRAPEFRUIT ORANGE LEMON PULP	36118	12509	6305	1953	
224 JAMAICA	283867	58374	3491676	659693	
328 FR AFRICA					
347 JAPAN			45228	2939	63
372 SPAIN			15555	1354	
400 U STATES	10986	390	6600	1026	
MIXED FRUITS IN CANS	10986	390	91136	3416	
100 U KINGDOM			54920	6936	
400 U STATES			213439	15671	
ORANGE JUICE CONCENTRATED FROZ					
400 U STATES			760	138	64
FRUIT JUICE NOP CONCENTRD FROZ	1154435	164434	19714559	2747872	
383 HAWAII	1154435	164434	19715319	2748010	
400 U STATES					
LEMON JUICE EXCEPT CONCENTRATED	104877	317921	1602406	4767116	65
100 U KINGDOM	104877	317921	1602406	4767116	
400 U STATES					
ORANGE JUICE EXCEPT CONCENTRATED	7180	16002	11834	30098	66
100 U KINGDOM	7180	16002	372631	906572	
400 U STATES			384465	936670	
LEMON JUICE EXCEPT CONCENTRATED	90	124	1388	2081	68
100 U KINGDOM	6580	15449	175771	344934	
400 U STATES	6670	15573	177159	347015	
ORANGE JUICE EXCEPT CONCENTRATED					
100 U KINGDOM			617	869	69
400 U STATES	364099	335924	4837379	4127998	
PECTIN	364099	335924	4837996	4128867	
100 U KINGDOM	25946	786	121383	4176	70
318 DENMARK			3301	4564	
376 SWITZRLND			2000	1990	
400 U STATES	4417	5711	110927	163142	
LEMON JUICE CONCENTRATED FRESH	30363	6497	237611	173872	
100 U KINGDOM	140	832	506	2952	71
344 ITALY			309	2207	
400 U STATES	304	1766	93442	241549	
ORANGE JUICE CONCENTRATED FRESH	444	2598	94257	246708	
100 U KINGDOM			24	112	72
344 ITALY			95	233	
352 MEXICO			2572	8706	
400 U STATES	17911	70217	116048	416328	
GRAPE JUICE OVER 1 GALLON	17911	70217	118739	425379	
400 U STATES			1847	8568	73
LIME JUICE NOT REFINED			1847	8568	
224 JAMAICA			1033	440	74
225 TRINIDAD			506	410	
228 LEEW WIND	4580	2977	19228	12120	
FRUIT JUICES SPIRIT FORTIFIED	4580	2977	20767	12970	
400 U STATES					
BLENDED FRUIT JUICES			108	2473	75
400 U STATES			108	2473	
FRUIT JUICE NOP EXCEPT CONCENT	119717	88508	1953569	1348224	76
100 U KINGDOM	119717	88508	1953569	1348224	
234 AUSTRALIA	1408	1788	19957	35633	77
306 BELGIUM	52	123	742	1803	
327 FRANCE	48	85	283	780	
335 GERMANY W			346	325	
354 NETHRLNDS	149	543	334	563	
383 HAWAII			3017	11146	
400 U STATES	11380	13586	2138	2691	
GRAPEFRUIT JUICE EXCEPT CONCENT	13037	16125	174182	223359	
100 U KINGDOM			30	42	78
224 JAMAICA			1800	1375	
225 TRINIDAD			12340	6858	
352 MEXICO	900	561	6046	3450	
400 U STATES	152901	98230	2639027	1445808	
PINEAPPLE JUICE EXCEPT CONCENT	153801	98791	2659243	1457533	
234 AUSTRALIA	29325	18167	72400	45268	79
352 MEXICO	7095	4426	30444	18636	

IMPORTS INTO CANADA FOR CONSUMPTION

Articles and Countries from which Imported	MONTH OF SEPTEMBER 1956		NINE MONTHS ENDED SEPTEMBER 1956		Class Number		
	Quantities	Values (\$)	Quantities	Values (\$)			
383 HAWAII	310700	196831	1507750	973897	80		
400 U STATES	21229	12992	34379	21230			
FRUIT SYRUPS CONC JUICES N O P	368349	232416	1724973	1059023			
100 U KINGDOM			3678	9801			
234 AUSTRALIA			293	3086			
327 FRANCE			34052	44018			
335 GERMANY W	74	320	326	1440			
354 NETHRLNDS	319	825	1560	4703			
365 POLAND			607	929			
376 SWITZRLND			44	183			
383 HAWAII	5250	11242	5860	12556	81		
400 U STATES	8127	32964	147079	465645			
COCOANUTS	13770	45351	193507	542361			
222 B HOND	973	80	973	80			
316 CUBA	8300	727	39128	2497			
339 HONDURAS	2000	136	43110	3131			
361 PANAMA			10000	852			
384 P RICO	23940	1905	454230	26541			
400 U STATES	3800	218	129395	7959			
COCOANUT DESICCATED	39013	3066	676836	41060		83	
100 U KINGDOM			94000	9689			
215 INDIA			202600	16132			
217 CEYLON	677900	59315	5564660	463947			
364 PHIL	5000	661	355900	48598			
383 HAWAII	1350	1235	3240	3066			
400 U STATES	216007	50487	1835341	495126			
COPRA NOT PREPARED	900257	111698	8056541	1036558	84		
237 S OCEANIA			2240000	142234			
364 PHIL			13440000	624093			
ALMONOS NOT SHELLED			15680000	967127			
400 U STATES	30000	11466	30000	11466		91	
BRAZIL NUTS NOT SHELLED	30000	11466	30000	11466			
100 U KINGDOM	66080	12920	92960	19168			
308 BOLIVIA			21041	1966			
309 BRAZIL	247663	36295	820463	128268			
FILBERTS HAZEL NOT SHELLED	313743	49215	942464	149402			92
344 ITALY	192921	45645	752029	172501			
400 U STATES	45000	12956	119538	35806			
PEANUTS GREEN SHELLED OR NOT	237921	58601	871567	208307	93		
100 U KINGDOM			19861	1042			
203 E AFR	332875	25849	440705	35112			
207 UN SO AFR	595000	61727	2842500	294134			
215 INDIA			7206550	652846			
231 HONG KONG			4488735	499459			
309 BRAZIL			1110582	107453			
313 CHINA	562130	52350	15872000	1757950			
335 GERMANY W			729182	79576			
352 MEXICO	3582872	353854	23099160	2247929			
354 NETHRLNDS	43502	5591	753205	81576	94		
372 SPAIN			282312	30170			
376 SWITZRLNO			60693	9074			
400 U STATES	1640575	124213	2355103	189059			
PECANS NOT SHELLED	6756954	623584	59860596	5986180		95	
400 U STATES	135044	47102	135044	47102			
WALNUTS NOT SHELLED	135044	47102	135044	47102			96
100 U KINGDOM	33600	5845	33600	5845			
313 CHINA			500560	54679			
327 FRANCE	22046	5022	22046	5022			
344 ITALY			41313	9217			
400 U STATES	50400	19011	102875	39538			
OTHER NUTS NOT SHELLED	106046	29878	700394	114301	97		
231 HONG KONG			3530	700			
344 ITALY			010	60			
400 U STATES	7564	5497	107869	63519			
ALMONDS SHELLED	7564	5497	112809	64279		101	
100 U KINGDOM	560	665	840	1040			
231 HONG KONG			130	291			
342 IRAN			220	212			
344 ITALY			36052	30604			
366 PORTUGAL			90921	05189			
372 SPAIN			718062	565190			
400 U STATES	107348	113650	405932	417857			
PEANUTS N O P	107908	114315	1244957	1108383	102		
100 U KINGDOM			450	202			
218 MALAYA			5040	1317			
231 HONG KONG	1566	462	11590	3479			
313 CHINA			56400	7704			
352 MEXICO			127600	13541			
376 SWITZRLND			180000	14700			
400 U STATES	11309	4577	95225	30111			
WALNUTS SHELLED	12875	5039	396313	79054		103	
100 U KINGDOM	10700	4167	91712	37514			

IMPORTS INTO CANADA FOR CONSUMPTION

Articles and Countries from which Imported	MONTH OF SEPTEMBER 1956		NINE MONTHS ENDED SEPTEMBER 1956		Class Number
	Quantities	Values (\$)	Quantities	Values (\$)	
215 INDIA			77488	35105	
231 HONG KONG			149820	50213	
313 CHINA			6916470	2452081	
327 FRANCE	1375	933	55757	35459	
342 IRAN			88688	42840	
344 ITALY	27558	11796	726211	269906	
366 PORTUGAL			4722	1134	
372 SPAIN			12128	4655	
400 U STATES	32285	17113	139610	70917	
	71998	34009	8262606	2999824	
OTHER NUTS SHELLED	LB				104
100 U KINGDOM			900	534	
231 HONG KONG			6751	1396	
344 ITALY			7710	3643	
400 U STATES	24608	18149	110328	74752	
	24608	18149	125689	80325	
BRAZIL NUTS SHELLED	LB				105
100 U KINGDOM			1122	781	
308 BOLIVIA	7896	4222	118248	67363	
309 BRAZIL	11550	6694	239348	126851	
363 PERU	13200	7567	13200	7567	
	32646	18483	371918	202562	
CASHEW NUTS SHELLED	LB				106
100 U KINGDOM			630	438	
203 B E AFR			23700	9897	
215 INDIA	150000	66507	1498650	683447	
400 U STATES	43374	23057	164940	90147	
	193374	89564	1687920	783929	
PECANS SHELLED	LB				107
352 MEXICO			6200	6392	
400 U STATES	97096	81262	391926	429102	
	97096	81262	398126	435494	
FILBERTS SHELLED	LB				108
335 GERMANY W			19821	10732	
344 ITALY			160700	103998	
354 NETHRLNDS			71952	43018	
372 SPAIN			5666	4241	
376 SWITZRLND			46209	28408	
379 TURKEY			164250	109549	
400 U STATES	17277	10499	210390	141150	
	17277	10499	678988	441096	
ASPARAGUS FRESH	LB				111
400 U STATES			4764845	636292	
			4764845	636292	
BEANS GREEN FRESH	LB				112
231 HONG KONG			2300	167	
352 MEXICO			3890	1009	
400 U STATES	2643689	167631	9648064	854315	
	2643689	167631	9654254	855491	
BEETS FRESH EXCEPT SUGAR BEETS	LB				114
400 U STATES	1020	72	4075820	135859	
	1020	72	4075820	135859	
CABBAGE FRESH	LB				115
400 U STATES	6760	183	72611532	1655734	
	6760	183	72611532	1655734	
CARROTS FRESH	LB				116
400 U STATES	140406	6272	75345569	2259390	
	140406	6272	75345569	2259390	
CAULIFLOWER FRESH	LB				117
400 U STATES	121559	7196	17822058	842101	
	121559	7196	17822058	842101	
CELERY FRESH	LB				118
400 U STATES	1128860	37382	77919680	2929316	
	1128860	37382	77919680	2929316	
CUCUMBERS FRESH	LB				119
316 CUBA			129759	14100	
352 MEXICO			32009	1819	
400 U STATES	1613029	77566	11865705	876370	
	1613029	77566	12027473	892289	
LETTUCE FRESH	LB				120
400 U STATES	2596254	92356	98778912	3213512	
	2596254	92356	98778912	3213512	
MUSHROOMS TRUFFLES FRESH	LB				121
231 HONG KONG	30	180	1128	3953	
327 FRANCE			34301	10757	
335 GERMANY W			1677	2528	
347 JAPAN	2215	3010	20535	27070	
365 POLAND			2582	6161	
400 U STATES	30955	7733	470178	130069	
	33200	10923	530401	180538	
ONIONS FRESH	LB				122
100 U KINGDOM			495280	22917	
236 NEW ZEAL			134638	4216	
312 CHILE			2458690	84834	
322 EGYPT			1830381	57088	
327 FRANCE			1598	121	
344 ITALY	22500	1266	318077	16193	
352 MEXICO			203010	8931	
354 NETHRLNDS	5995	378	22530	1203	
372 SPAIN	881774	27350	1130598	32875	
400 U STATES	2981027	84109	61369266	2307328	
	3891296	113103	67964068	2535706	
PEAS GREEN FRESH	LB				123
352 MEXICO			289504	23135	
400 U STATES	92360	9644	721341	76578	
	92360	9644	1010845	99713	

IMPORTS INTO CANADA FOR CONSUMPTION

13

Articles and Countries from which Imported	MONTH OF SEPTEMBER 1956		NINE MONTHS ENDED SEPTEMBER 1956		Class Number
	Quantities	Values (\$)	Quantities	Values (\$)	
POTATOES SWEET AND YAMS FRESH	CWT				124
231 HONG KONG			58	602	
383 HAWAII			39	563	
400 U STATES	6739	35057	57162	328468	
	6739	35057	57259	329633	
POTATOES FRESH EXCEPT SEED	CWT				125
316 CUBA			4795	17380	
400 U STATES	60895	140167	1461458	6207267	
	60895	140167	1466253	6224647	
SPINACH FRESH	LB				126
400 U STATES	232617	12122	6725681	401207	
	232617	12122	6725681	401207	
TOMATOES FRESH	LB				127
224 JAMAICA			38880	7858	
227 BAHAMAS			652661	64591	
316 CUBA			41369	8668	
352 MEXICO			25032419	1752700	
372 SPAIN			15438	1800	
400 U STATES	21085518	479243	92724215	6668604	
	21085518	479243	118504976	8503421	
VEGETABLES FRESH N O P	LB				128
231 HONG KONG	5290	418	161697	16204	
304 ARGENTINA			1509	311	
306 BELGIUM			469	190	
312 CHILE			44394	5902	
316 CUBA			9182	711	
344 ITALY	23155	2950	99570	18498	
347 JAPAN	20550	1225	28550	1225	
352 MEXICO			69249	10070	
400 U STATES	934280	58922	42071392	2915954	
	983275	63515	42478012	2961065	
VEGETABLES FROZEN 1LB OR LESS	LB				129
400 U STATES	2157148	410761	12574858	2338169	
	2157148	410761	12574858	2338169	
VEGETABLES FROZEN OVER 1 LB	LB				130
400 U STATES	470979	68831	3886840	622836	
	470979	68831	3886840	622836	
MUSTARD LIQUID					131
100 U KINGDOM				76	
306 BELGIUM				281	
327 FRANCE		242		4026	
335 GERMANY W		1412		5324	
354 NETHRLNDS		108		419	
400 U STATES		672		10853	
		2434		20179	
PASTE MASH VEGETABLE MEAT FISH	LB				132
100 U KINGDOM	68282	12894	871161	203922	
231 HONG KONG	816	470	2678	1529	
234 AUSTRALIA			48000	9400	
318 DENMARK	910	486	8821	5573	
327 FRANCE	1037	834	13225	12343	
335 GERMANY W	530	276	1093	516	
344 ITALY	805	259	11503	5031	
347 JAPAN	1835	334	4457	1068	
354 NETHRLNDS			15397	1857	
359 NORWAY	1852	672	8054	1759	
366 PORTUGAL			590	210	
376 SWITZRLND			90	98	
388 YUGO SLAV			5433	2417	
389 IRELAND			19200	3314	
400 U STATES	108494	24552	626935	173087	
	183761	40777	1636637	422116	
POTATBS DRIED	LB				133
100 U KINGDOM	16800	3989	159844	48752	
354 NETHRLNDS			22016	5515	
400 U STATES	2665	607	94884	24169	
	19465	4596	275944	70436	
VEGETABLES DRIED N O P	LB				134
100 U KINGDOM	1488	671	2235	768	
231 HONG KONG	3613	1415	44060	16505	
322 EGYPT	2000	411	116506	22158	
327 FRANCE			2264	998	
335 GERMANY W	2129	1215	4453	2389	
344 ITALY			7815	1528	
347 JAPAN			5476	2835	
354 NETHRLNDS			9684	5268	
400 U STATES	202082	41979	1706557	469603	
	211232	45691	1899050	521332	
TOMATO JUICE CONCENTRATED	LB				136
400 U STATES			11875	1410	
			11875	1410	
TOMATOES CANNED	LB				137
100 U KINGDOM			568	57	
227 BAHAMAS			286000	16808	
344 ITALY	179520	12651	1882915	81148	
352 MEXICO			363820	27501	
372 SPAIN	255000	14181	729988	45249	
400 U STATES	102265	9163	4159771	346849	
	526785	35995	6543054	517596	
TOMATO PASTE CANNED	LB				138
327 FRANCE			701825	74197	
344 ITALY	3248376	458836	5018203	699559	
366 PORTUGAL			122136	14671	
372 SPAIN			1753	183	
400 U STATES	589339	100318	2033487	315681	
	3837715	559154	7877304	1104291	

IMPORTS INTO CANADA FOR CONSUMPTION

Articles and Countries from which Imported	MONTH OF SEPTEMBER 1956		NINE MONTHS ENDED SEPTEMBER 1956		Class Number
	Quantities	Values (\$)	Quantities	Values (\$)	
TOMATO PULP AND PUREE CANNED	LB				139
344 ITALY			21600	2412	
354 NETHRLNDS			628	112	
372 SPAIN			213000	17986	
400 U STATES			279185	22392	
	69585	5149			
	69585	5149	514413	42902	
TOMATO JUICE EXCEPT CONCENTRTD	LB				140
400 U STATES	2379030	149513	17205828	1189653	
	2379030	149513	17205828	1189653	
ASPARAGUS IN CANS	LB				141
306 BELGIUM			678	237	
327 FRANCE	2116	783	2116	783	
400 U STATES	23031	5894	1295080	234351	
	25147	6677	1297874	235371	
CORN IN CANS	LB				143
400 U STATES	125100	15437	2488825	316459	
	125100	15437	2488825	316459	
MUSHROOMS AND TRUFFLES IN CANS	LB				144
100 U KINGDOM			778	578	
231 HONG KONG	100	206	748	1319	
317 CZECHOS			1982	3490	
327 FRANCE	34383	12026	135016	41763	
335 GERMANY W			1260	693	
344 ITALY			269	99	
347 JAPAN			2761	3538	
376 SWITZRLND			1125	673	
400 U STATES	31400	21935	73571	49767	
	65883	34167	217510	101920	
PEAS IN CANS	LB				145
306 BELGIUM	5400	1007	13410	2402	
327 FRANCE	2116	454	9303	1781	
400 U STATES	222400	26326	879400	97850	
	229916	27787	902113	102033	
VEGETABLE JUICE M O P CANNED	LB				146
400 U STATES	2255	252	61850	8015	
	2255	252	61850	8015	
VEGETABLES M O P IN CANS	LB				147
100 U KINGDOM			2743	560	
231 HONG KONG	17722	3099	87218	17676	
306 BELGIUM	960	331	10929	2120	
322 EGYPT			4480	895	
327 FRANCE	2895	1341	11190	3155	
335 GERMANY W	2200	238	51973	6866	
344 ITALY			8640	1649	
347 JAPAN	2391	405	50441	8522	
354 NETHRLNDS	1977	244	69953	7190	
372 SPAIN			2100	325	
383 HAWAII			240	76	
393 TAIWAN			22800	4998	
400 U STATES	438249	36635	3811773	351738	
	466394	42293	4134480	405770	
PIMENTOS IN CANS	LB				148
344 ITALY			58500	15885	
372 SPAIN			80023	9048	
400 U STATES	17190	4684	203590	43518	
	17190	4684	342113	68451	
BEANS GREEN OR WAX CANNED	LB				149
306 BELGIUM	1200	213	3381	650	
327 FRANCE	8100	2255	8100	2255	
354 NETHRLNDS	385	61	2238	217	
400 U STATES	7278	658	230831	18571	
	16963	3187	244550	21693	
BEANS BAKED CANNED	LB				150
100 U KINGDOM			93000	8774	
354 NETHRLNDS			6070	763	
400 U STATES	544321	48645	2990176	265927	
	544321	48645	3089246	275464	
PICKLES	GAL				152
100 U KINGDOM	1661	3903	16821	48413	
215 INDIA			227	457	
227 BAHAMAS			3060	1801	
231 HONG KONG	1379	1967	13510	16819	
234 AUSTRALIA			45	218	
306 BELGIUM			150	255	
318 DENMARK			41	139	
327 FRANCE			65	213	
335 GERMANY W	2163	2238	5684	6982	
336 GREECE			1047	1953	
344 ITALY	5225	7902	33939	53146	
347 JAPAN	99	263	5273	11026	
354 NETHRLNDS	9644	7164	112202	114113	
365 POLAND			176	461	
372 SPAIN	968	775	65532	53195	
400 U STATES	103170	120108	598705	699716	
	124309	144320	856477	1008907	
SAUCES M O P AND CATSUPS	GAL				153
100 U KINGDOM	395	813	4718	11466	
215 INDIA	199	381	199	381	
224 JAMAICA	45	180	96	456	
231 HONG KONG	2480	4300	14177	25538	
327 FRANCE			45	65	
335 GERMANY W			441	1116	
347 JAPAN	400	571	1013	1420	
354 NETHRLNDS	202	981	10344	15865	
400 U STATES	42923	73607	399116	674819	
	46644	80833	430149	731126	

IMPORTS INTO CANADA FOR CONSUMPTION

Articles and Countries from which Imported	MONTH OF SEPTEMBER 1956		NINE MONTHS ENDED SEPTEMBER 1956		Class Number
	Quantities	Values (\$)	Quantities	Values (\$)	
SAUCES SOY					155
231 HONG KONG	GAL 3333	4746	30058	26352	
347 JAPAN	2400	2837	12879	18248	
400 U STATES	306	288	19024	15329	
	6039	7871	61961	59929	
BARLEY BUCKWHEAT AND RYE					161
375 SWEDEN	BUSH		1385	2936	
400 U STATES	214	437	1265	2497	
	214	437	2650	5433	
BEANS SOYA					162
231 HONG KONG	BUSH 25	113	101	503	
400 U STATES	358709	870971	3638443	10213090	
	358734	871084	3638544	10213593	
BEANS N O P					163
100 U KINGDOM	LB		471365	35067	
203 B E AFR	105000	6897	1165157	79150	
205 RHOD NYAS			113485	6784	
231 HONG KONG	52700	5215	469600	45875	
304 ARGENTINA	10000	1225	23139	2033	
306 BELGIUM	1600	160	83450	6088	
312 CHILE			185311	13818	
325 ETHIOPIA	54233	3128	54233	3128	
327 FRANCE			218	50	
340 HUNGARY			43210	3012	
344 ITALY	38361	3972	110992	10870	
347 JAPAN	4000	426	17070	2195	
354 NETHRLNDS	7141	946	165422	10806	
363 PERU	12000	1030	26000	2631	
400 U STATES	111900	10681	3157330	396428	
	396935	33680	6085982	617935	
INDIAN CORN					167
400 U STATES	BUSH 1127451	1796102	2782629	4722244	
	1127451	1796102	2782629	4722244	
OATS					168
400 U STATES	BUSH		15273	36596	
			15273	36596	
PEAS SPLIT					169
100 U KINGDOM	LB 15030	1040	84814	5533	
234 AUSTRALIA			70399	3027	
312 CHILE			2205	244	
354 NETHRLNDS			117314	7097	
391 LEBANON			22269	1353	
392 SYRIA			21529	1476	
400 U STATES	13000	1250	240521	24623	
	28030	2290	559051	43353	
PEAS N O P					170
100 U KINGDOM	LB		271756	34572	
234 AUSTRALIA			336988	17936	
236 NEW ZEAL			59685	3041	
327 FRANCE	9921	733	9921	733	
328 FR AFRICA			33069	2608	
352 MEXICO			66000	9174	
353 MOROCCO			5512	418	
354 NETHRLNDS	1066	133	577653	33514	
400 U STATES	3000	269	4865699	480243	
	13987	1135	6226283	582239	
RICE UNCLEARED UNHULLED PADDY					171
215 INDIA	CWT		20597	109201	
304 ARGENTINA	1102	5029	65739	328689	
306 BELGIUM	17649	64674	30878	113463	
322 EGYPT			550	2944	
344 ITALY			16535	99750	
356 SURINAM			13807	60431	
371 THAILAND			22180	127511	
400 U STATES	4384	17674	95009	241606	
	23135	87377	265295	1083595	
RICE CLEANED					172
100 U KINGDOM	CWT		12	132	
215 INDIA			19514	103502	
221 B GUIANA			10	63	
231 HONG KONG			590	5214	
234 AUSTRALIA	5852	17168	63309	251400	
304 ARGENTINA			55212	164157	
309 BRAZIL	56217	251052	56217	251052	
344 ITALY			814	9512	
347 JAPAN			36	363	
354 NETHRLNDS			1325	10745	
356 SURINAM			1764	6087	
371 THAILAND	400	3317	960	7429	
386 URUGUAY			48424	143814	
400 U STATES	12933	126878	159004	1486753	
	75402	398415	407191	2440223	
WHEAT					174
400 U STATES	BUSH		285	840	
			285	840	
BARLEY POT PEARL ROAST GROUND					181
100 U KINGDOM	LB		9576	2403	
400 U STATES			4080	526	
			13656	2929	
BRAN AND MILL FEED					182
100 U KINGDOM	CWT		128	613	
400 U STATES	13031	27781	216176	429295	
	13031	27781	216304	429908	
BUCKWHEAT MEAL OR FLOUR					183
	CWT				

IMPORTS INTO CANADA FOR CONSUMPTION

Articles and Countries from which Imported	MONTH OF SEPTEMBER 1956		NINE MONTHS ENDED SEPTEMBER 1956		Class Number
	Quantities	Values (\$)	Quantities	Values (\$)	
CORN MEAL	BRL				184
400 U STATES	1064	7777	7136	48331	
	1064	7777	7136	48331	
HOMINY CRACKED OR DRIED CORN	CWT				185
400 U STATES	6449	25542	102048	370413	
	6449	25542	102048	370413	
MALT FLOUR	LB				187
400 U STATES	4000	305	422100	31539	
	4000	305	422100	31539	
OATMEAL AND ROLLED OATS	LB				188
100 U KINGDOM			2640	535	
400 U STATES			6500	780	
			9140	1315	
RICE STARCH FLOUR MEAL FEED	LB				189
100 U KINGDOM			10000	775	
231 HONG KONG	7780	1186	38320	6184	
335 GERMANY W	33550	2770	106150	8868	
347 JAPAN	488	106	2714	629	
354 NETHRLNDS			1801	271	
400 U STATES	51700	4764	556110	52353	
	93518	8826	715095	69080	
RYE FLOUR	BRL				191
400 U STATES	306	2421	593	4855	
	306	2421	593	4855	
SAGO AND CASSAVA FLOUR EDIBLE	LB				192
218 MALAYA			9893	523	
231 HONG KONG	480	73	6260	973	
309 BRAZIL			82281	4840	
400 U STATES	2500	359	77609	8772	
	2980	432	176043	15108	
SEMOLINA	CWT				193
WHEAT FLOUR	CWT				194
100 U KINGDOM			29	145	
400 U STATES	55	944	4548	30453	
	55	944	4577	30598	
BISCUITS AND BREAD DIETARY					201
100 U KINGDOM		5309		28633	
327 FRANCE				1738	
335 GERMANY W				546	
400 U STATES		1450		19226	
		6759		50143	
BISCUITS NOT SWEETENED N O P	LB				203
100 U KINGDOM	41900	20433	291859	110797	
231 HONG KONG	192	108	732	422	
306 BELGIUM	180	181	3913	1693	
318 DENMARK			11953	2491	
326 FINLAND			1488	375	
335 GERMANY W	781	280	8028	1569	
344 ITALY			852	241	
347 JAPAN	2943	1142	34801	13174	
354 NETHRLNDS	6427	4031	60869	16429	
359 NORWAY	60	53	42122	6513	
375 SWEDEN	22455	3363	266277	47427	
400 U STATES	179129	51612	1475928	450828	
	254067	81203	2198822	651959	
BISCUITS SWEETENED N O P	LB				204
100 U KINGDOM	545323	223647	3990431	1539984	
231 HONG KONG			3334	1528	
305 AUSTRIA	1195	321	8018	2812	
306 BELGIUM	10626	3176	112855	36221	
317 CZECHO S			3125	1372	
318 DENMARK	1066	284	26238	5910	
327 FRANCE			10604	3927	
335 GERMANY W	1549	681	19413	8218	
344 ITALY			6408	2026	
347 JAPAN			595	323	
354 NETHRLNDS	21927	5362	100896	25833	
376 SWITZRLND	607	364	3757	2284	
400 U STATES	175746	43876	1589505	400003	
	758039	277711	5875179	2030441	
BREAD PASSOVER MATZO PRODUCTS					205
400 U STATES				239025	
				239025	
CEREAL FOODS 25 POUNDS OR LESS	LB				206
100 U KINGDOM	30050	3527	161319	19438	
231 HONG KONG	2040	626	6594	2310	
327 FRANCE			529	104	
335 GERMANY W	3001	591	30459	4691	
344 ITALY			395	109	
347 JAPAN	1250	187	1250	187	
354 NETHRLNDS	5910	663	31129	4138	
359 NDRWAY			2976	411	
400 U STATES	185085	47883	938288	224015	
	227336	53477	1172939	255403	
CEREAL FOODS PREPARED N O P					207
100 U KINGDOM		214		9635	
234 AUSTRALIA				249	
236 NEW ZEAL				187	
304 ARGENTINA				8250	
327 FRANCE				385	
335 GERMANY W		317		3799	
347 JAPAN		172		570	
400 U STATES		54589		660862	
		55292		683937	

IMPORTS INTO CANADA FOR CONSUMPTION

Articles and Countries from which Imported	MONTH OF SEPTEMBER 1956		NINE MONTHS ENDED SEPTEMBER 1956		Class Number
	Quantities	Values (\$)	Quantities	Values (\$)	
MACARONI AND VERMICELLI	LB				208
231 HONG KONG	4000	798	36066	8335	
327 FRANCE			1045	177	
344 ITALY			33012	4014	
347 JAPAN			4031	547	
354 NETHRLNDS	2800	316	15960	1610	
400 U STATES	75221	12548	1003229	163256	
	82021	13662	1093343	177939	
MILK FOODS N O P					209
100 U KINGDOM				2332	
318 DENMARK		130		130	
335 GERMANY W		241		1950	
359 NORWAY		507		4073	
375 SWEDEN				1160	
400 U STATES		18035		158272	
		18913		167917	
ARROWROOT	LB				221
228 LEEW WIND	30000	3037	254500	25674	
231 HONG KONG			380	130	
400 U STATES			30000	5257	
	30000	3037	284880	31061	
MALT WHOLE CRUSHED OR GROUND	LB				224
400 U STATES			276000	12251	
			276000	12251	
SAGO AND TAPIOCA	LB				225
218 MALAYA			90120	5762	
309 BRAZIL	66600	7688	120080	13530	
327 FRANCE			132	66	
335 GERMANY W			282	63	
355 INDONESIA			110805	11920	
400 U STATES	70000	10290	708065	104457	
	136600	17978	1029484	135798	
ALL OTHER BREADSTUFFS N O P					226
231 HONG KONG				1366	
400 U STATES				47760	
		8630		49126	
COCOANUT OIL N O P EDIBLE	CWT				231
100 U KINGDOM			745	11399	
217 CEYLON			6	55	
354 NETHRLNDS			83	1268	
389 IRELAND			117	2050	
400 U STATES	292	4789	1037	17534	
	292	4789	1988	32306	
COTTON SEED OIL N O P EDIBLE	CWT				233
400 U STATES	845	13141	6880	120600	
	845	13141	6880	120600	
OLIVE OIL N O P EDIBLE	CWT				234
327 FRANCE	333	14422	536	23131	
336 GREECE			49	1580	
344 ITALY	296	12454	5184	164101	
372 SPAIN			6259	225423	
400 U STATES	438	18166	2239	95278	
	1067	45042	14267	509513	
PEANUT OIL N O P EDIBLE	CWT				235
231 HONG KONG	72	1448	605	13311	
400 U STATES	107	3266	1130	28245	
	179	4714	1735	41556	
SOYA BEAN OIL N O P EDIBLE	CWT				236
100 U KINGDOM			44	857	
400 U STATES	9600	132692	142102	2082237	
	9600	132692	142146	2083094	
CHOCOLATES IN RETAIL PACKAGES	LB				239
100 U KINGDOM	206918	112962	1243558	601309	
317 CZECHO S	4998	2971	4998	2971	
318 DENMARK			2948	1158	
335 GERMANY W	1323	758	27821	15804	
344 ITALY			2135	1924	
354 NETHRLNDS	3978	3783	30621	15327	
360 ISRAEL			20979	8193	
375 SWEDEN			1091	372	
376 SWITZRLND	491	509	20395	15049	
389 IRELAND			5756	2221	
400 U STATES	71377	30159	229056	94454	
	289085	151142	1589358	758782	
CONFECTIONERY CHOCOLATE N O P	LB				240
100 U KINGDOM	345266	162544	1984169	805102	
305 AUSTRIA	214	187	2627	2134	
306 BELGIUM	3109	1360	29927	10553	
317 CZECHO S	19288	10789	27985	17696	
318 DENMARK			4717	1563	
327 FRANCE	19041	9120	114316	36955	
335 GERMANY W	12561	4751	187214	81599	
344 ITALY			1456	2006	
354 NETHRLNDS	34437	16307	155539	67179	
359 NORWAY			441	189	
360 ISRAEL	1762	654	8723	3100	
375 SWEDEN			2262	763	
376 SWITZRLND	11176	7424	37229	23390	
389 IRELAND			12570	5333	
400 U STATES	82395	32827	625774	190614	
	529249	245963	3194949	1248176	
OTHER CONFECTIONS SWEETENED	LB				242
100 U KINGDOM	50384	13149	271011	77960	
231 HONG KONG	600	268	8547	2004	
305 AUSTRIA			463	186	
306 BELGIUM	482	94	8050	1392	

IMPORTS INTO CANADA FOR CONSUMPTION

Articles and Countries from which Imported	MONTH OF SEPTEMBER 1956		NINE MONTHS ENDED SEPTEMBER 1956		Class Number
	Quantities	Values (\$)	Quantities	Values (\$)	
318 DENMARK	12200	6684	29165	13206	
327 FRANCE	1799	258	10897	2847	
335 GERMANY W	240	62	11146	6981	
344 ITALY			5973	3579	
354 NETHRLNDS	23256	3276	133370	18038	
400 U STATES	288225	81518	1937975	552923	
	377186	105309	2416597	679116	
FRUITS PEELS CANDIED	LB				243
100 U KINGDOM			1257	448	
207 UN SO AFR			29400	3704	
231 HONG KONG	300	51	2380	706	
234 AUSTRALIA			28616	3430	
327 FRANCE	28838	4909	280691	54429	
335 GERMANY W			356	89	
344 ITALY			171563	32010	
354 NETHRLNDS			1152	128	
366 PORTUGAL			110	61	
400 U STATES	10350	4909	108207	42398	
	39488	9869	623732	137403	
GINGER PRESERVED	LB				244
100 U KINGDOM			906	486	
231 HONG KONG	37116	7007	184986	29045	
347 JAPAN			1000	253	
	37116	7007	186892	29784	
SUGAR CANDY CONFECTIONERY	LB				246
100 U KINGDOM	932967	192350	8137822	1655900	
223 BARBADOS	2016	476	15089	2698	
224 JAMAICA			2383	315	
231 HONG KONG	4075	1142	24484	7884	
234 AUSTRALIA			672	109	
305 AUSTRIA	12743	2179	23953	6383	
306 BELGIUM			7177	1688	
316 CUBA	36000	4552	84960	10610	
318 DENMARK	4427	1612	105228	30161	
326 FINLAND			3086	1165	
327 FRANCE	421	136	29556	8672	
335 GERMANY W	20402	6783	215528	67029	
336 GREECE			3215	887	
344 ITALY	1000	494	26975	15821	
347 JAPAN	567	192	3305	1114	
354 NETHRLNDS	56648	11673	449778	96046	
360 ISRAEL			22760	5231	
365 POLAND	14550	1398	85840	8732	
375 SWEDEN	11034	2627	11034	2627	
376 SWITZRLND	653	212	3471	1182	
384 PRICO			7500	1651	
389 IRELAND			6000	1644	
400 U STATES	231564	61161	2828454	769575	
	1329067	286987	12098270	2697124	
BUBBLE GUM	LB				247
100 U KINGDOM	8730	2768	30587	9385	
318 DENMARK	1000	312	26236	5397	
354 NETHRLNDS			453	408	
389 IRELAND			17690	5211	
400 U STATES	117177	27261	574290	145935	
	126907	30341	649256	166336	
CHEWING GUM N O P	LB				249
100 U KINGDOM	192	244	7484	1966	
318 DENMARK			3988	1998	
354 NETHRLNDS			3273	1308	
400 U STATES	28122	7442	189892	49382	
	28314	7686	204637	54654	
GLUCOSE AND SYRUP	CWT				251
100 U KINGDOM	227	1427	682	4362	
354 NETHRLNDS			94	1092	
400 U STATES	3306	22401	86089	670790	
	3533	23828	86865	676244	
MOLASSES OF CANE	GAL				252
100 U KINGDOM			1517920	194484	
225 TRINIDAD			2444640	300434	
228 LEEW WIND			2366	106	
383 HAWAII			30943	5674	
384 PRICO			705860	72055	
400 U STATES	221689	49191	1678749	337167	
	221689	49191	6380478	909920	
LIQUID OR INVERT	CWT				254
100 U KINGDOM	76	459	272	1621	
400 U STATES	26	216	445	3816	
	102	675	717	5437	
MOLASSES FOR HUMAN CONSUMPTION	GAL				255
100 U KINGDOM	180	124	540	375	
223 BARBADOS	220369	192254	1824059	1140843	
316 CUBA	253829	85507	504064	169804	
400 U STATES	3395	1919	48575	38273	
	477773	279804	2377238	1349295	
SYRUPS OF CANE OR BEET	GAL				256
100 U KINGDOM	292	319	18436	20422	
354 NETHRLNDS	38	61	269	388	
400 U STATES			3842	8158	
	330	380	22547	28968	
SUGAR RAW IMPORTED BY REFINERS	CWT				262
204 MAURITIUS	405581	1543657	1053231	4083392	
221 B GUIANA	463175	1931441	1372994	5637351	
223 BARBADOS			649705	2660481	
224 JAMAICA	167951	692952	2551240	10536850	
225 TRINIDAD			505395	2045936	

IMPORTS INTO CANADA FOR CONSUMPTION

Articles and Countries from which Imported	MONTH OF SEPTEMBER 1956		NINE MONTHS ENDED SEPTEMBER 1956		Class Number	
	Quantities	Values (\$)	Quantities	Values (\$)		
228 LEEW WIND	56000	233723	472640	1941943	263	
234 AUSTRALIA	299949	1030788	565322	1977204		
235 FIJI	203989	960787	836272	3875544		
316 CUBA	30218	101124	1855321	6373287		
SUGAR RAW N O P	1626863	6494472	9862120	39131998		
221 B GUIANA	CWT 13394	57230	198106	829419	264	
223 BARBADOS			76	344		
224 JAMAICA			14627	53800		
SUGAR REFINED	13394	57230	212809	883563		
100 U KINGDOM	CWT		1168	6810	264	
223 BARBADOS			46	250		
352 MEXICO			48832	226724		
400 U STATES	3	57	172	2487		
SUGAR AND SYRUP MAPLE	3	57	50218	236271	265	
400 U STATES	LB		6000	4651		
COCOA BEANS NOT ROASTED			6000	4651		
100 U KINGDOM	CWT 5639	154804	15535	407125	271	
210 G COAST			97282	2484382		
211 NIGERIA			22248	620657		
217 CEYLON	392	7465	2408	55963		
224 JAMAICA			12965	308918		
225 TRINIDAD	1100	29772	10970	296538		
228 LEEW WIND			656	18330		
309 BRAZIL	3955	96404	18852	498351		
321 ECUADOR	178	4829	4139	117959		
328 FR AFRICA			2207	68976		
335 GERMANY W			2231	70242		
387 VENEZUELA	13	379	2842	76400		
400 U STATES			54535	1614681		
COCOA BUTTER	11277	293653	246870	6638522		273
100 U KINGDOM	LB 67200	36201	779520	414036		
224 JAMAICA		15818	446054	184913		274
225 TRINIDAD			41692	16389		
309 BRAZIL	77148	31686	611808	285179		
327 FRANCE			308479	161144		
344 ITALY			341712	160955		
354 NETHRLNDS	80165	41556	671005	333061		
400 U STATES	10136	6889	676894	329097		
COCOA PASTE NOT SWEETENED	269438	132150	3877164	1884774		
100 U KINGDOM	LB 153608	55679	1056556	398463	274	
309 BRAZIL			505192	121834		
320 DOM REP			44128	12673		
344 ITALY	55093	9623	55093	9623		
354 NETHRLNDS	155424	44164	1102380	343304		
372 SPAIN			149913	43489		
400 U STATES	5000	1856	129120	42909		
COCOA PASTE SWEETENED	369125	111322	3042382	972295		
100 U KINGDOM	LB 950	305	9770	3381	275	
354 NETHRLNDS		264	4832	1565		
360 ISRAEL	10464	3639	10464	3639		
400 U STATES	31500	10031	102150	38103		
COCOA OR CHOCOLATE POWDER	43574	14239	127216	46688		
100 U KINGDOM	LB 12320	4675	114832	45854	276	
327 FRANCE			411982	103025		
335 GERMANY W	55115	13482	68279	17897		
354 NETHRLNDS	222490	69878	1696206	528921		
400 U STATES	176226	76157	1418917	631872		
COCOA AND CHOCOLATE PREPS N O P	466221	164192	3710216	1327569		
100 U KINGDOM	LB 20030	5290	196398	63912	277	
306 BELGIUM	322	88	2273	938		
317 CZECHO S	27463	8899	28663	10159		
318 DENMARK			2156	984		
327 FRANCE			15341	5408		
335 GERMANY W	1858	592	7059	3016		
354 NETHRLNDS	13936	3013	83958	17534		
389 IRELAND			58848	11248		
400 U STATES	137026	31435	584499	123629		
CHICORY	200635	49317	979195	236828		
100 U KINGDOM	LB		5007	1865		282
306 BELGIUM		558	76399	5005		
327 FRANCE	8598	477	50800	3591		
354 NETHRLNDS	7500		49169	4458		
400 U STATES	9395	2585	71032	24738		
COFFEE GREEN	25493	3620	252407	39657		
100 U KINGDOM	LB 46238	30658	407277	224961	283	
202 ADEM			83330	46564		
203 B E AFR	466713	177588	8999176	4275788		
207 UN SO AFR			34819	20104		
212 S LEONE			22400	6169		
224 JAMAICA			111650	64126		
225 TRINIDAD	34500	11583	419012	130441		
303 ARABIA			21609	12991		
307 BEL CONGO	353204	223450	740452	417198		
309 BRAZIL	3778270	2055710	34917288	18079769		

IMPORTS INTO CANADA FOR CONSUMPTION

Articles and Countries from which Imported	MONTH OF SEPTEMBER 1956		NINE MONTHS ENDED SEPTEMBER 1956		Class Number
	Quantities	Values (\$)	Quantities	Values (\$)	
314 COLOMBIA	1965441	1482977	22274736	15350015	
315 C RICA	55904	39718	484456	327136	
316 CUBA			107541	58878	
320 DOM REP			1519860	839130	
321 ECUADOR	30032	12907	247380	124838	
323 EL SALVD	41308	20241	1322077	737407	
325 ETHIOPIA			156651	90337	
333 MADAGASCAR			6571	2037	
337 GUATEMALA	4571	2572	2525022	1422851	
338 HAITI	8818	2832	442636	197777	
352 MEXICO	224299	148585	4432094	2692602	
354 NETHRLNDS			37818	27315	
358 NICARAGUA	76759	54179	229770	158877	
363 PERU	45350	27961	271890	183082	
383 HAWAII			71672	46508	
384 P RICO			111584	66910	
387 VENEZUELA	95184	70363	378541	263642	
395 PORT W AF			103149	42129	
400 U STATES	226642	108121	2166879	1021505	
	7453233	4469445	82647340	46931087	
COFFEE ROASTED AND SUBSTITUTES	LB				286
100 U KINGDOM			1049	657	
224 JAMAICA	15500	6944	144650	64976	
309 BRAZIL			600	348	
400 U STATES	122231	99042	1187930	923978	
	137731	105986	1334229	989959	
COFFEE EXTRACT OF N O P	LB				287
100 U KINGDOM	14063	5459	140441	53789	
335 GERMANY W			1136	271	
376 SWITZRLND			70	145	
400 U STATES	284110	701999	2487594	6166994	
	298173	707458	2629241	6221199	
CLOVES UNGROUND	LB				291
100 U KINGDOM			20097	7336	
203 B E AFR	7700	2393	53300	17511	
327 FRANCE			5445	1497	
333 MADAGASCAR			57631	17645	
400 U STATES			6441	2617	
	7700	2393	142914	46606	
GINGER UNGROUND	LB				292
100 U KINGDOM	2976	2170	74863	22036	
211 NIGERIA			1085	291	
212 S LEONE			46175	12106	
215 INDIA			75755	16327	
224 JAMAICA			136944	46202	
231 HONG KONG	2000	206	17596	2872	
316 CUBA			300	50	
371 THAILAND			5512	1062	
383 HAWAII			3649	431	
384 P RICO	1000	132	3750	494	
400 U STATES			11950	3528	
	5976	2508	377579	105399	
MUSTARD GROUND	LB				293
100 U KINGDOM	31080	14608	586030	243625	
400 U STATES	932	261	118239	31884	
	32012	14869	704269	275509	
NUTMEGS AND MACE UNGROUND	LB				294
100 U KINGDOM	11898	11027	124895	89482	
218 MALAYA			12460	16999	
225 TRINIDAD	8800	5940	10995	7273	
228 LEEW WIND	16470	13810	150987	114174	
335 GERMANY W			323	327	
354 NETHRLNDS			1165	2621	
400 U STATES	54	52	24256	10407	
	37222	30829	325081	241283	
NUTMEGS AND MACE GROUND	LB				295
400 U STATES	603	911	2907	3771	
	603	911	2907	3771	
PEPPER UNGROUND	LB				296
100 U KINGDOM	2257	488	78053	21367	
203 B E AFR			15341	6099	
211 NIGERIA	3366	723	11296	1975	
215 INDIA	60500	14989	1193760	344988	
218 MALAYA	47040	10735	635599	177198	
219 B E OTHER	40320	9438	176340	49895	
340 HUNGARY			1126	356	
347 JAPAN			44800	10891	
352 MEXICO			4987	2892	
355 INDONESIA	6878	1864	50769	15564	
372 SPAIN	2200	603	4620	1205	
388 YUGO SLAV			2200	583	
400 U STATES	1797	647	65493	22954	
	164358	39487	2284384	655967	
SPICES N O P UNGROUND	LB				297
100 U KINGDOM			9441	7169	
203 B E AFR			8831	565	
217 CEYLON			4040	3592	
224 JAMAICA	1120	738	72492	51367	
231 HONG KONG	48789	4628	540689	47558	
313 CHINA			13840	1666	
329 INDOCHINA			6380	1974	
335 GERMANY W			117	50	
344 ITALY			661	140	
352 MEXICO			9019	5242	
354 NETHRLNDS			49668	6853	
355 INDONESIA	4480	395	49635	5955	

IMPORTS INTO CANADA FOR CONSUMPTION

Articles and Countries from which Imported	MONTH OF SEPTEMBER 1956		NINE MONTHS ENDED SEPTEMBER 1956		Class Number
	Quantities	Values (\$)	Quantities	Values (\$)	
400 U STATES	5458	1579	60334	13639	
GINGER AND SPICES NOP GROUND	59847	7340	825147	145770	
100 U KINGDOM	LB				298
215 INDIA	120	70	10179	6442	
231 HONG KONG	480	300	11067	2776	
327 FRANCE			2920	1118	
335 GERMANY W			1100	330	
340 HUNGARY			4866	1906	
347 JAPAN			3050	1053	
354 NETHRLNDS	220	130	1100	492	
372 SPAIN	41800	10975	770	455	
388 YUGO SLAV			451936	122597	
400 U STATES	13171	9965	5511	1584	
TOMQUIN BEANS CRUDE	55791	21440	218161	115980	
309 BRAZIL	LB		711460	254733	299
VANILLA BEANS CRUDE			3080	3290	
204 MAURITIUS	LB		3080	3290	300
327 FRANCE			893	5083	
335 GERMANY W			547	3118	
352 MEXICO			39	134	
400 U STATES	2133	15972	4589	36230	
SEEDS AROMATIC CRUDE UNGROUND	2133	15972	32834	183726	
100 U KINGDOM	LB		38902	228291	301
215 INDIA			13800	2072	
231 HONG KONG			16021	6097	
304 ARGENTINA			5600	795	
327 FRANCE	1200	191	612	73	
335 GERMANY W			1200	191	
352 MEXICO			972	949	
353 MOROCCO			612	198	
354 NETHRLNDS	31673	4286	189360	13863	
372 SPAIN	1100	262	114471	15851	
400 U STATES	1092	250	4460	1059	
TEA BLACK	35065	4989	74879	12729	
100 U KINGDOM	LB		421987	53869	319
203 S E AFR	171742	101324	1483040	947569	
205 RHOD NYAS	204040	93517	1547360	812701	
215 INDIA			42324	21319	
217 CEYLON	880377	463140	14626789	7201194	
218 MALAYA	1522425	807421	14146704	7932894	
231 HONG KONG	5083	3062	189630	84232	
307 BEL CONGO			87229	54388	
313 CHINA			19180	9795	
347 JAPAN	2225	642	13684	5956	
354 NETHRLNDS	19706	13864	202917	46013	
355 INDONESIA	33969	17687	198922	120142	
389 IRELAND			173716	97344	
393 TAIWAN	16000	3557	9060	6521	
408 U STATES	472	562	128228	34395	
TEA GREEN	2836039	1504776	71227	43300	
100 U KINGDOM	LB		32940010	17417763	320
231 HONG KONG	842	444	378	335	
347 JAPAN	127911	40024	15432	9552	
400 U STATES			341209	114186	
VINEGAR	128753	40468	993	467	
327 FRANCE	GAL		358012	124540	341
344 ITALY	54	68	1324	2162	
347 JAPAN			528	1007	
400 U STATES	58	59	266	241	
YEAST IN CAKES AND PACKAGES	7785	1812	29253	13444	
100 U KINGDOM	7897	1939	31371	16854	352
344 ITALY	25200	1875	40200	3155	
408 U STATES	864	347	1342	522	
YEAST IN BULK	1278	859	10515	6262	
400 U STATES	27342	3081	52057	9939	353
NOPS	LB				362
335 GERMANY W	380	243	14483	6703	
400 U STATES	380	243	14483	6703	
LIQUORICE UNSWEETENED	2006	198	13144	15335	
100 U KINGDOM	2006	198	567545	364345	
408 U STATES			580689	379680	
MALT SYRUP AND EXTRACTS	LB				364
100 U KINGDOM			432	122	
408 U STATES	31924	6819	383744	77919	
ESSENCES EXTRACTS N O P	31924	6819	384176	78041	
100 U KINGDOM	LB				365
327 FRANCE	32475	6464	307084	46879	
335 GERMANY W	113855	23094	947132	182017	
344 ITALY	146330	29558	1854216	228896	
354 NETHRLNDS					
400 U STATES	43	1475	1072	11923	367
	37	473	37	473	
	7	351	49	1602	
			86	984	
			6	153	
	89	2593	761	18081	
	176	4892	2811	33216	

IMPORTS INTO CANADA FOR CONSUMPTION

Articles and Countries from which Imported	MONTH OF SEPTEMBER 1956		NINE MONTHS ENDED SEPTEMBER 1956		Class Number
	Quantities	Values (\$)	Quantities	Values (\$)	
FOODSTUFFS TAR 18A 19 140A 206 400 U STATES		479		9189	369
		479		9189	
POTATOES FRENCH FRIED FROZEN 400 U STATES	LB 94202	15836	1072754	206275	380
	94202	15836	1072754	206275	
POTATO CHIPS NOT FROZEN 400 U STATES	LB 242779	89433	2638490	953745	381
	242779	89433	2638490	953745	
VEGETABLE FOOD PRODUCTS M O P					390
100 U KINGDOM		26628		156717	
231 HONG KONG		3813		33504	
306 BELGIUM				3916	
318 DENMARK				107	
327 FRANCE		203		502	
335 GERMANY W		1735		2693	
347 JAPAN		161		2784	
354 NETHRLNDS		1191		63793	
376 SWITZRLND				1624	
400 U STATES		81883		1031383	
		115614		1297023	

IMPORTS INTO CANADA FOR CONSUMPTION

Articles and Countries from which Imported	MONTH OF SEPTEMBER 1956		NINE MONTHS ENDED SEPTEMBER 1956		Class Number
	Quantities	Values (\$)	Quantities	Values (\$)	
GROUP 1					
AGRICULTURAL PRODUCTS					
8 OTHER THAN FOOD					
ALE BEER PORTER AND STOUT	GAL				1501
100 U KINGDOM	20258	26119	159267	205796	
318 DENMARK			2480	2521	
335 GERMANY W	988	1246	7949	10045	
347 JAPAN	196	571	1040	3103	
354 NETHRLNDS			1146	1044	
400 U STATES			144	218	
	21442	27936	172026	222727	
BRANDY	P GAL				1511
100 U KINGDOM	74	536	658	4910	
207 UN SO AFR	9141	26340	56011	160173	
232 MALTA	387	2156	2711	13191	
234 AUSTRALIA	7050	22212	42604	135858	
318 DENMARK			55	301	
327 FRANCE	14922	122699	125549	989489	
335 GERMANY W			101	1244	
336 GREECE	70	605	762	6611	
344 ITALY	70	202	693	4837	
360 ISRAEL			291	4615	
366 PORTUGAL	1681	6833	11145	48225	
372 SPAIN	140	785	2135	12870	
388 YUGO SLAV			217	1268	
400 U STATES			184	437	
	33555	182368	243116	1384029	
CORDIALS AND LIQUEURS N O P	P GAL				1512
100 U KINGDOM	1458	18734	9493	128638	
225 TRINIDAD	8	176	1264	13914	
231 HONG KONG			119	1884	
234 AUSTRALIA	108	947	270	2368	
313 CHINA	24	583	108	2625	
318 DENMARK	455	7277	3264	52033	
327 FRANCE	4146	45002	26288	286796	
344 ITALY	60	572	645	4779	
352 MEXICO	27	586	122	2517	
354 NETHRLNDS	1531	15211	10399	102979	
359 NORWAY	146	703	549	2712	
373 SWEDEN	35	118	274	1371	
376 SWITZRLND			34	595	
384 P RICO	124	645	1105	5756	
389 IRELAND			42	526	
400 U STATES			100	2282	
	8122	90554	54076	611775	
GIN	P GAL				1513
100 U KINGDOM	8357	44824	84027	437784	
354 NETHRLNDS	806	3354	6525	22102	
	9163	48178	90552	459886	
ROM	P GAL				1514
100 U KINGDOM	14895	70895	197154	748972	
221 B GUIANA	26446	39823	198027	278105	
223 BARBADOS	8807	19990	63905	209305	
224 JAMAICA	11060	36630	88016	233568	
225 TRINIDAD	8146	30309	45594	203335	
234 AUSTRALIA			2317	3937	
316 CUBA	852	10695	6979	78216	
327 FRANCE	81	589	438	3292	
338 HAITI	66	476	1783	12896	
384 P RICO	3966	29276	37480	276671	
	74319	238683	642493	2048297	
WHISKY	P GAL				1515
100 U KINGDOM	78516	647982	572409	4641337	
234 AUSTRALIA			20	69	
389 IRELAND			140	1110	
400 U STATES					
	27471	40625	79830	1361738	
	105987	688607	1371399	6004254	
ABSINTHE ALCOHOLIC LIQUORS N O P	P GAL				1516
100 U KINGDOM			75	509	
354 NETHRLNDS			118	472	
			193	981	
WINES NON SPARKLING	GAL				1530
100 U KINGDOM	4720	29684	61521	298606	
207 UN SO AFR	22683	39987	116214	192674	
231 HONG KONG	33	124	530	1920	
232 MALTA	1921	2867	6063	9661	
234 AUSTRALIA	20680	46175	168960	340089	
327 FRANCE	27168	100854	227754	792015	
328 FR AFRICA	3841	5538	31125	42951	
335 GERMANY W	1924	9143	16367	80242	
336 GREECE	1086	1173	16009	17956	
340 HUNGARY			347	1305	
344 ITALY	13767	41904	117542	359339	
347 JAPAN			884	3817	
354 NETHRLNDS	280	1394	1109	3163	
360 ISRAEL			1950	7708	
366 PORTUGAL	14864	21856	123991	205901	
367 AZORES			1192	4192	

IMPORTS INTO CANADA FOR CONSUMPTION

Articles and Countries from which Imported	MONTH OF SEPTEMBER 1956		NINE MONTHS ENDED SEPTEMBER 1956		Class Number
	Quantities	Values (\$)	Quantities	Values (\$)	
372 SPAIN	7811	19059	49203	141049	
376 SWITZRLND	118	432	1558	6057	
389 IRELAND	57	295	3428	17595	
400 U STATES	1936	5727	31772	92359	
WINES SPARKLING	122889	326212	969519	2617799	
100 U KINGDOM	28	312	110	1163	1560
234 AUSTRALIA	10	51	160	913	
306 BELGIUM			648	8211	
327 FRANCE	2657	29526	23091	265901	
335 GERMANY W	20	113	688	3712	
344 ITALY	270	1294	1990	9736	
354 NETHRLNDS	20	97	170	2124	
400 U STATES			24	283	
GUMS AMBER AND ARABIC	3005	31393	26881	292043	
100 U KINGDOM			128431	21223	1571
396 SUDAN	35457	5221	437293	60008	
400 U STATES	21323	5648	353712	91833	
GUMS AUSTL COPAL DAMAR ETC	56780	10869	919436	173064	
100 U KINGDOM			559	7069	1572
218 MALAYA	336	1227	6672	30511	
219 BEI OTHER	560	1723	1120	3560	
234 AUSTRALIA			3	1203	
400 U STATES	432	16701	1687	50527	
GUMS BARBERRY ELEMI GEDDA ETC	1328	19651	10041	92870	
100 U KINGDOM			189	8978	1573
215 INDIA			80	3186	
342 IRAN			3	236	
344 ITALY			300	7566	
347 JAPAN			3	63	
354 NETHRLNDS	66	2983	98	3771	
372 SPAIN			150	3456	
376 SWITZRLND			22	948	
400 U STATES	213	14224	3216	175002	
BURGUNDY PITCH	279	17207	4061	203206	
400 U STATES	8449	1385	77134	11674	1575
CHICLE OR SAPPATO GUM CRUDE	8449	1325	77134	11674	
352 MEXICO			74382	64468	1576
400 U STATES	66758	31291	472287	203107	
SHELLAC BLEACHED	66758	31291	551669	267575	
215 INDIA			16	1024	1577
400 U STATES	96	5165	933	56394	
DRAGONS BLOOD	96	5165	949	57418	
400 U STATES			243	271	1578
LAC CRUDE SEED STICK AND SHELL	243	271	243	271	
100 U KINGDOM			228	10635	1579
215 INDIA	666	20653	5801	197836	
371 THAILAND	2922	166631	16586	570813	
400 U STATES	625	20380	5071	179391	
RESIN OR ROBIN	4213	207664	27686	957875	
327 FRANCE			33	222	1580
335 GERMANY W			33	556	
400 U STATES	33781	220239	250471	1676648	
ROSIN SIZING	33781	220239	250537	1677428	
400 U STATES	14859	149486	114121	1189671	1581
WAX SEALING	14859	149486	114121	1189671	
100 U KINGDOM				1893	1582
400 U STATES		1877		6506	
GUMS AND BLENDS N O P	1877	8399	1877	8399	
100 U KINGDOM	98238	29504	459380	141152	1583
218 MALAYA			112000	5711	
354 NETHRLNDS			2000	632	
400 U STATES	90465	54106	2213368	899085	
TALL OIL AND TALL OIL PITCH	188703	83610	2786748	1046580	
400 U STATES	7883	41583	62871	394378	1584
COTTON SEED CAKE AND MEAL	7883	41583	62871	394378	
400 U STATES	600	1823	6800	21304	1591
LINSEED OIL CAKE AND MEAL	600	1823	6800	21304	
400 U STATES	6557	20366	138677	418333	1592
PALM NUT CAKE AND MEAL	6557	20366	138677	418333	
400 U STATES					1593
SOYA BEAN OIL CAKE AND MEAL	330048	880127	2926264	8078834	
400 U STATES	330048	880127	2926264	8078834	1594
SOYA BEAN FLOUR	330048	880127	2926264	8078834	
335 GERMANY W			111	1479	1595
400 U STATES	2963	20263	26249	186772	
PEANUT OIL CAKE AND MEAL	2963	20263	26360	188251	
400 U STATES					1596

IMPORTS INTO CANADA FOR CONSUMPTION

Articles and Countries from which Imported	MONTH OF SEPTEMBER 1956		NINE MONTHS ENDED SEPTEMBER 1956		Class Number
	Quantities	Values (\$)	Quantities	Values (\$)	
CASTOR OIL NOT EDIBLE	CWT				1601
100 U KINGDOM	4	99	55	1499	
215 INDIA			444	7083	
309 BRAZIL			33203	464232	
400 U STATES			3255	72833	
	126	3441			
	130	3540	36957	545647	
CHINAWOOD OIL NOT EDIBLE	CWT				1602
100 U KINGDOM			224	5695	
231 HONG KONG			3451	76956	
304 ARGENTINA	4316	167400	8112	262706	
313 CHINA	448	8698	5450	115914	
354 NETHRLNOS			3923	94393	
400 U STATES	10	417	4180	102149	
	4774	176515	25340	657813	
COCONUT OIL NOT EDIBLE	CWT				1603
100 U KINGDOM	693	7265	6271	66362	
217 CEYLON	19677	203477	254338	2590559	
400 U STATES	29	381	5511	70271	
	20399	211123	266120	2727192	
COTTON SEED OIL NOT EDIBLE	CWT				1605
337 GUATEMALA			321	2831	
400 U STATES	11432	137333	245836	3344290	
	11432	137333	246057	3347121	
ESSENTIAL OIL N O P	LB				1606
100 U KINGDOM	178	1400	58905	92255	
217 CEYLON			1600	1278	
224 JAMAICA			2790	10458	
225 TRINIDAD			1916	7865	
228 LEEW WIND			520	2340	
231 HONG KONG	840	840	2940	2940	
234 AUSTRALIA			3103	9146	
306 BELGIUM			425	573	
309 BRAZIL			2470	1416	
318 DENMARK			12	670	
327 FRANCE			8203	83859	
335 GERMANY W			15221	12126	
338 HAITI			1627	7180	
344 ITALY			3304	31330	
352 MEXICO			2673	8963	
354 NETHRLNOS	6300	2936	27445	30920	
372 SPAIN			2835	9526	
376 SWITZRLND	115	1215	3380	44861	
400 U STATES	75536	287586	684612	2430362	
	82969	293897	823981	2788068	
EUCALYPTUS OIL	LB				1607
234 AUSTRALIA	1584	1277	2008	1566	
366 PORTUGAL			1676	941	
400 U STATES			2718	4612	
	1584	1277	6402	7119	
FLAXSEED OR LINSEED OIL	CWT				1608
100 U KINGDOM			9	310	
400 U STATES	1392	21653	11943	176992	
	1392	21653	11952	177302	
FOOTS OF COTTON SEED OR OLIVES	CWT				1609
400 U STATES	5	75	1662	23554	
	5	75	1662	23554	
OLIVE OIL FOR MANUFACTURING	CWT				1610
100 U KINGDOM			27	252	
400 U STATES	115	4737	396	17499	
	115	4737	423	17751	
PALM AND PALM KERNEL OIL	CWT				1611
100 U KINGDOM			11633	133917	
211 NIGERIA			12298	113561	
218 MALAYA	17177	200752	194252	2109593	
307 BEL CONGO			14918	151111	
354 NETHRLNOS	538	8346	3487	54506	
355 INDONESIA			11644	135725	
389 IRELAND			11	211	
400 U STATES			14799	189912	
	17715	209098	263042	2886536	
PEANUT OIL	CWT				1613
100 U KINGDOM			8444	144886	
400 U STATES	600	7741	9766	137714	
	600	7741	10210	282600	
PEPPERMINT OIL	LB				1614
100 U KINGDOM			224	1641	
234 AUSTRALIA			1232	3835	
313 CHINA	560	1864	1320	4398	
347 JAPAN			900	4605	
400 U STATES	4596	28432	52380	324001	
	5156	30296	56056	338480	
PERILLA OIL	CWT				1615
RESIN OIL	CWT				1617
400 U STATES	634	3279	6111	44245	
	634	3279	6111	44245	
SESAME SEED OIL	CWT				1618
231 HONG KONG	7	252	36	1391	
400 U STATES	13	514	74	2594	
	20	766	110	3985	
SOYA BEAN OIL FOR MANUFACTURE	CWT				1619
400 U STATES	5485	82322	64608	935232	
	5485	82322	64608	935232	
VEGETABLE OIL N O P NOT EDIBLE	CWT				1620
100 U KINGDOM			71	1891	
400 U STATES	3343	49171	85328	1208564	
	3343	49171	85399	1210455	

IMPORTS INTO CANADA FOR CONSUMPTION

Articles and Countries from which Imported	MONTH OF SEPTEMBER 1956		NINE MONTHS ENDED SEPTEMBER 1956		Class Number
	Quantities	Values (\$)	Quantities	Values (\$)	
RAPE SEED OIL					
100 U KINGDOM	CWT		280	7147	1621
400 U STATES			108	2231	
			388	9378	
CASHEW NUT SHELL OIL					
400 U STATES	CWT		848	12580	1622
			848	12580	
COFFEE OIL					
309 BRAZIL	CWT		2062	33151	1623
400 U STATES			1359	18632	
			3421	51783	
SUNFLOWER SEED OIL					
	CWT				1624
VEGETABLE OILS FOR TEXTILES					
100 U KINGDOM	CWT		1	51	1625
376 SWITZRLND		1863	35	5877	
400 U STATES		1813	19787	381480	
		1823	19823	387408	
LEMON OIL AND ORANGE OIL					
100 U KINGDOM	LB	42	67	267	1626
215 INDIA		64	2240	4197	
224 JAMAICA			7700	7347	
306 BELGIUM			331	266	
309 BRAZIL			2024	2024	
327 FRANCE			1	1420	
335 GERMANY W			2270	4468	
344 ITALY			5185	24387	
354 NETHRLNDS		1600	22101	91838	
360 ISRAEL			1091	1543	
376 SWITZRLND			331	7840	
400 U STATES		2981	84223	229224	
		4623	127564	374821	
SPEARMINT OIL					
400 U STATES	LB	2050	23836	116504	1627
		2050	9866	116504	
ROSE BUSHES N O P					
100 U KINGDOM	NO		15438	7014	1646
306 BELGIUM			71534	7745	
318 DENMARK			5875	1566	
327 FRANCE			4135	1391	
335 GERMANY W			17865	2852	
354 NETHRLNDS			626222	127318	
400 U STATES		100	587586	258443	
		100	148	406329	
BUSHES ROOTS AND VINES N O P					
327 FRANCE	NO		2209	105	1647
354 NETHRLNDS			31880	699	
400 U STATES		18500	3215656	105673	
		18500	3249745	106477	
APPLE TREES N O P					
327 FRANCE	NO		148	271	1651
354 NETHRLNDS			4915	2381	
400 U STATES			20408	18652	
			33471	21304	
PEACH TREES AND JUNE BUDS N O P					
400 U STATES	NO		75430	35727	1653
			75430	35727	
FRUIT TREES N O P					
318 DENMARK	NO		260	78	1657
327 FRANCE			60	113	
354 NETHRLNDS			841	509	
400 U STATES			23618	17140	
			24779	17840	
AZALEAS RHODODENDRONS ETC					
100 U KINGDOM		293		3804	1662
207 UN SO AFR		1120		3860	
220 BERMUDA				781	
231 HONG KONG		1901		4202	
306 BELGIUM		38073		61557	
318 DENMARK				151	
327 FRANCE		4876		5591	
335 GERMANY W				2419	
344 ITALY		4692		4692	
347 JAPAN		2628		7139	
354 NETHRLNDS		333852		479158	
360 ISRAEL				1481	
384 P RICO				1168	
400 U STATES		56101		423276	
		443536		999279	
PALMS FERNS FIGUS CANNAS ETC					
100 U KINGDOM				138	1663
306 BELGIUM		1198		4341	
354 NETHRLNDS		478		1608	
400 U STATES		2464		13777	
		4140		34864	
TULIP BULBS					
306 BELGIUM		1890		1890	1664
318 DENMARK		6912		6912	
347 JAPAN		4138		17769	
354 NETHRLNDS		337948		398519	
400 U STATES		7847		8586	
		358735		433676	
GLADIOLI BULBS					
347 JAPAN				113	1665
354 NETHRLNDS				81612	
400 U STATES				11617	
				93342	

IMPORTS INTO CANADA FOR CONSUMPTION

27

Articles and Countries from which Imported	MONTH OF SEPTEMBER 1956		NINE MONTHS ENDED SEPTEMBER 1956		Class Number
	Quantities	Values (\$)	Quantities	Values (\$)	
FLOWERS AND FOLIAGE CUT					1666
100 U KINGDOM				1099	
220 BERMUDA				2424	
234 AUSTRALIA		246		436	
327 FRANCE				362	
335 GERMANY W		900		4159	
344 ITALY				9783	
347 JAPAN				565	
352 MEXICO		72		624	
354 NETHRLNDS		3394		7178	
383 HAWAII				511	
400 U STATES		49729		1122727	
		54341		1149868	
TREES SEEDLING STOCK					1668
100 U KINGDOM				5375	
306 BELGIUM				3663	
327 FRANCE				5929	
354 NETHRLNDS		148		39201	
400 U STATES				15373	
		148		69541	
FLORIST OR NURSERY STOCK N O P					1669
100 U KINGDOM		302		11350	
231 HONG KONG		236		236	
306 BELGIUM		1900		12233	
318 DENMARK				687	
327 FRANCE				4499	
335 GERMANY W		56		10986	
347 JAPAN				6881	
354 NETHRLNDS		522		526253	
400 U STATES		23827		612114	
		26843		1184639	
LATEX NATURAL OR SYNTHETIC	LB				1680
100 U KINGDOM			58119	23653	
218 MALAYA	8100	3616	58314	25755	
400 U STATES	759335	282812	8770443	3614023	
	767435	286428	8886876	3663431	
BALATA CRUDE	LB				1681
309 BRAZIL			5059	1903	
400 U STATES	300	1001	2565	5656	
	300	1001	7624	7559	
GUTTA PERCHA UNMANUFACTURED	LB				1682
100 U KINGDOM			250	812	
400 U STATES	618	2040	6104	20844	
	618	2040	6354	21656	
RUBBER CRUDE CAOUTCHOUC	LB				1683
100 U KINGDOM	75870	25548	937828	316296	
211 NIGERIA			224000	57818	
217 CEYLON	345940	79925	2576679	779777	
218 MALAYA	7738399	2055891	54040659	16728515	
219 BEI OTHER			112033	38825	
329 INDOCHINA			33841	9768	
350 LIBERIA			134400	38043	
355 INDONESIA	382353	73557	2258457	528770	
371 THAILAND	329280	59581	385280	71370	
400 U STATES	277456	80040	4101632	1331814	
	9149298	2374542	64804800	19900996	
COMB BLANKS OF HARD RUBBER					1684
305 AUSTRIA				1301	
335 GERMANY W				735	
400 U STATES				876	
				2912	
RUBBER POWDERED WASTE OR JUNK	CWT				1687
100 U KINGDOM	230	1008	1000	9206	
218 MALAYA			112	5149	
400 U STATES	1897	11209	30436	222943	
	2127	12217	31548	237298	
RUBBER RECOVERED	CWT				1688
100 U KINGDOM	1780	15348	8670	75661	
400 U STATES	19177	183391	193118	1802802	
	20957	198739	201788	1878463	
RUBBER SUBSTITUTE OR SYNTHETIC	CWT				1689
400 U STATES	9320	327144	143149	4254545	
	9320	327144	143149	4254545	
RUBBER THREAD NOT COVERED	LB				1690
100 U KINGDOM	329	487	17535	21379	
347 JAPAN	100	81	100	81	
400 U STATES	17530	30819	140137	238692	
	17959	31387	157772	260062	
HARD RUBBER STRIP SHEET ROD	LB				1691
100 U KINGDOM			48142	17498	
400 U STATES	1084	5268	38322	49456	
	1084	5268	86464	66954	
CONVEYOR BELTING OF RUBBER					1699
100 U KINGDOM		5428		83953	
306 BELGIUM				4520	
335 GERMANY W		99		99	
359 NORWAY				2026	
400 U STATES		11080		96834	
		16607		187432	
BATHING SHOES RUBBER	PAIR				1700
100 U KINGDOM			1968	799	
335 GERMANY W			3400	1661	
400 U STATES	180	106	5958	3665	
	180	106	11326	6125	
BELTING RUBBER					1701
100 U KINGDOM		346		18312	

IMPORTS INTO CANADA FOR CONSUMPTION

Articles and Countries from which Imported	MONTH OF SEPTEMBER 1956		NINE MONTHS ENDED SEPTEMBER 1956		Class Number
	Quantities	Values (\$)	Quantities	Values (\$)	
335 GERMANY W				1552	
347 JAPAN		7708		12210	
354 NETHRLNDS				3348	
375 SWEDEN				186	
376 SWITZRLND				154	
400 U STATES		23021		282032	
CANVAS SHOES RUBBER SOLES		31075		317794	
100 U KINGDOM	PAIR 1181	1292	151184	94977	1702
215 INDIA			466179	241818	
231 HONG KONG	3319	1822	1489187	776272	
335 GERMANY W	400	472	665	692	
344 ITALY			1685	2922	
347 JAPAN	4296	4010	98616	55434	
354 NETHRLNDS	3095	3539	9539	9863	
400 U STATES	2242	2701	16866	20414	
BOOTS AND SHOES RUBBER M O P	14533	13836	2233921	1202392	
100 U KINGDOM	PAIR 32876	48651	388173	608142	1703
218 MALAYA			2040	868	
231 HONG KONG	510	234	51942	43499	
309 BRAZIL			50	115	
317 CZECHO S	58947	51604	196944	184279	
327 FRANCE	772	2816	2222	7637	
335 GERMANY W	60	228	615	874	
347 JAPAN	40692	35007	91804	70841	
354 NETHRLNDS	640	900	4432	6964	
365 POLAND			13200	10608	
376 SWITZRLND	13634	27522	13908	28410	
400 U STATES	1744	2911	19867	40344	
CEMENT RUBBER	149875	169873	785197	1002581	
100 U KINGDOM		61		4461	1704
335 GERMANY W		1836		6345	
400 U STATES		73414		938228	
CLOTHING RUBBER M O P		75311		949034	
100 U KINGDOM		8045		74442	1705
231 HONG KONG		124		442	
318 DENMARK		255		255	
335 GERMANY W				284	
344 ITALY				116	
354 NETHRLNDS				198	
359 NORWAY		1875		10127	
400 U STATES		10178		98307	
GLOVES RUBBER		20477		184171	
100 U KINGDOM	DZ PR 1302	3487	11050	38527	1706
234 AUSTRALIA			1112	3345	
317 CZECHO S			572	696	
335 GERMANY W			514	702	
344 ITALY			39	173	
347 JAPAN	25	571	67	1071	
354 NETHRLNDS			40	86	
400 U STATES	2995	17148	41146	248127	
GOLF BALLS	4322	21206	54540	292727	
100 U KINGDOM	DZ 4759	15012	51429	165748	1707
347 JAPAN	36	80	1936	4981	
400 U STATES	1479	8670	19924	115650	
HEELS RUBBER	6274	23762	73289	286379	
100 U KINGDOM	PAIR 5400	610	18300	2113	1708
231 HONG KONG			4800	607	
335 GERMANY W			300	102	
344 ITALY	250	246	250	246	
354 NETHRLNDS	142379	18359	828391	94662	
400 U STATES	148029	19215	852041	97730	
HOSE RUBBER OR RUBBER LINED					1709
100 U KINGDOM		2915		48482	
318 DENMARK				1400	
335 GERMANY W		770		10717	
344 ITALY				791	
354 NETHRLNDS		233		760	
375 SWEDEN		74		265	
381 ALASKA		229		229	
400 U STATES		196856		1808570	
WATER BOTTLES RUBBER		201077		1871214	
100 U KINGDOM		3749		26024	1710
305 AUSTRIA				869	
317 CZECHO S		479		3716	
335 GERMANY W		459		7808	
400 U STATES		419		16849	
MATERIALS FOR SEALING COMPOUND		5106		55266	
400 U STATES		4847		112603	1711
MATS AND MATTING RUBBER		4847		112603	
100 U KINGDOM				7938	1712
327 FRANCE				1120	
335 GERMANY W				3580	
354 NETHRLNDS		777		18355	
400 U STATES		99224		882168	
		100701		913161	

IMPORTS INTO CANADA FOR CONSUMPTION

29

Articles and Countries from which Imported	MONTH OF SEPTEMBER 1956		NINE MONTHS ENDED SEPTEMBER 1956		Class Number
	Quantities	Values (\$)	Quantities	Values (\$)	
PACKING RUBBER					1713
100 U KINGDOM		590		18051	
335 GERMANY W				1778	
344 ITALY		1867		1867	
375 SWEDEN		98		3839	
400 U STATES		28481		308373	
		31036		333908	
RAINCOATS RUBBER					1714
100 U KINGDOM	NO		473	5276	
400 U STATES		91	129	2220	
	6	91	602	7496	
TIRES BICYCLE AND MOTORCYCLE					1715
100 U KINGDOM	NO		55506	64276	
306 BELGIUM	5301	4762	26485	17883	
317 CZECHO S	600	337	7625	4903	
327 FRANCE		313	2761	2431	
335 GERMANY W	425	1293	41572	29176	
344 ITALY	1731	400	987	1429	
354 NETHRLNDS	200		93330	57478	
375 SWEDEN			5200	3644	
400 U STATES			6835	9620	
	798	1483			
	9055	8588	240301	190910	
TIRE CASINGS N O P					1716
100 U KINGDOM	NO		17667	275841	
327 FRANCE	2651	30915	9234	860742	
335 GERMANY W	170	11895	92	2032	
344 ITALY			30	112	
347 JAPAN			320	17252	
375 SWEDEN			25750	57068	
400 U STATES			244217	6021143	
	24152	846686	297310	7234190	
	26973	889416			
TIRES INNER TUBES N O P					1717
100 U KINGDOM	NO		4601	9882	
327 FRANCE	690	1023	6049	37796	
344 ITALY	80	183	50	77	
347 JAPAN			128	506	
375 SWEDEN			23550	12622	
400 U STATES			91060	261480	
	4310	17316	125438	322363	
	5080	18522			
TIRES SOLID AUTOMOBILE					1718
400 U STATES	NO				
	48	1650	1110	29600	
	48	1650	1110	29600	
TIRES SOLID RUBBER N O P					1719
100 U KINGDOM		6149		45219	
400 U STATES		14622		144756	
		20771		189975	
MANUFACTURES OF RUBBER N O P					1720
100 U KINGDOM		33445		279454	
216 PAKISTAN				193	
218 MALAYA		6002		100505	
305 AUSTRIA		51		1125	
306 BELGIUM				4462	
317 CZECHO S		135		1115	
318 DENMARK				1880	
327 FRANCE				6608	
335 GERMANY W		3729		42085	
344 ITALY		2313		3962	
347 JAPAN		4290		33841	
354 NETHRLNDS				4259	
375 SWEDEN		981		4823	
376 SWITZRLND		87		297	
400 U STATES		377911		4643394	
		428944		5128003	
TIRES INNER TUBES BICYCLE					1721
100 U KINGDOM	NO		34926	15844	
306 BELGIUM	5818	2054	18112	5207	
317 CZECHO S			710	474	
327 FRANCE			100	191	
335 GERMANY W	6550	1687	74790	21242	
344 ITALY			250	649	
347 JAPAN			7650	1561	
354 NETHRLNDS			94580	24695	
375 SWEDEN			4800	1358	
400 U STATES			2522	1563	
	12368	3741	237640	72784	
GASKETS AND WASHERS RUBBER					1722
100 U KINGDOM		64		6121	
335 GERMANY W		78		1075	
375 SWEDEN		404		404	
400 U STATES		111947		1119741	
		112493		1127341	
DRUGGISTS SUNDRIES RUBBER					1723
100 U KINGDOM		4546		40754	
231 HONG KONG				298	
305 AUSTRIA				1739	
317 CZECHO S				1125	
327 FRANCE				928	
335 GERMANY W		1451		7836	
347 JAPAN				2039	
354 NETHRLNDS				2192	
400 U STATES		68984		717131	
		74981		774642	
TIRE REPAIR MATERIAL OF RUBBER					1724
100 U KINGDOM		2863		12277	
327 FRANCE				152	
335 GERMANY W		7952		75161	

IMPORTS INTO CANADA FOR CONSUMPTION

Articles and Countries from which Imported	MONTH OF SEPTEMBER 1956		NINE MONTHS ENDED SEPTFABER 1956		Class Number
	Quantities	Values (\$)	Quantities	Values (\$)	
400 U STATES		25725		407806	
NURSING NIPPLES RUBBER		36540		495396	
100 U KINGDOM	GROSS				1725
400 U STATES	300	677	1327	5197	
	814	7521	5891	69968	
	1114	8198	7218	75165	
FLOORING AND TILE OF RUBBER	SQ YD				1726
100 U KINGDOM			1461	3306	
327 FRANCE			2690	8540	
400 U STATES	9688	14983	121511	211450	
	9688	14983	125662	223296	
V BELTS CHIEFLY OF RUBBER					1727
100 U KINGDOM		17287		43313	
317 CZECHOS				1527	
335 GERMANY W		55		560	
344 ITALY				222	
347 JAPAN				3151	
354 NETHRLNDS		1353		3913	
375 SWEDEN				3293	
400 U STATES		48864		693547	
		67559		749526	
SOLES SOLING MATERIALS RUBBER					1728
100 U KINGDOM				11868	
217 CEYLON		1918		20636	
218 MALAYA		3510		20895	
335 GERMANY W		713		3703	
400 U STATES		45504		287632	
		51645		344734	
AUTOMOTIVE PARTS OF RUBBER NOP					1729
100 U KINGDOM		182		5444	
335 GERMANY W				12134	
400 U STATES		96005		1273112	
		96187		1290690	
WEATHERSTRIPPING OF RUBBER					1730
100 U KINGDOM				189	
335 GERMANY W				1149	
400 U STATES		80325		1016428	
		80325		1017766	
TIRES PNEUM USED EXCEPT SCRAP	NO				1731
100 U KINGDOM			63	345	
400 U STATES	7539	36275	144364	345436	
	7539	36275	144432	345781	
ANNATTO SEED	LB				1741
320 DOM REP	9930	1314	9930	1314	
400 U STATES			5040	652	
	9930	1314	14970	1966	
SUGAR BEET SEED	LB				1744
335 GERMANY W			90221	43966	
354 NETHRLNDS			100330	23090	
400 U STATES			90804	15342	
			281355	82398	
SEEDS FOR BLENDING	LB				1746
100 U KINGDOM			2204	187	
215 INDIA			84570	10513	
234 AUSTRALIA	57680	6219	258209	27294	
304 ARGENTINA			404490	43598	
335 GERMANY W			33200	3617	
353 MOROCCO			72071	8389	
354 NETHRLNDS	2240	196	16145	1165	
400 U STATES	32000	4570	236823	30572	
	91920	10985	1107712	125335	
COTTON SEED	CWT				1747
CLOVER SEED	LB				1750
100 U KINGDOM	301102	98138	3490786	880523	
236 NEW ZEAL			70616	41956	
318 DENMARK			18134	10830	
327 FRANCE			270940	64333	
335 GERMANY W			3538	743	
340 HUNGARY			31584	5993	
347 JAPAN	922	236	922	236	
375 SWEDEN			100	63	
400 U STATES	152116	47965	2749824	827609	
	454140	146339	6636444	1832286	
FLAX SEED	BUSH				1751
353 MOROCCO			79	520	
354 NETHRLNDS			2801	17945	
400 U STATES			998437	3298519	
			1001317	3316984	
BENT GRASS SEED	LB				1753
236 NEW ZEAL			54716	33715	
335 GERMANY W			4287	2628	
400 U STATES			155842	82208	
			214845	118551	
GRASS SEED TIMOTHY	LB				1754
400 U STATES			200	66	
			200	66	
GRASS SEED N O P	LB				1755
100 U KINGDOM	44800	9303	119518	27690	
236 NEW ZEAL			41913	15162	
318 DENMARK	22040	5479	447850	89562	
354 NETHRLNDS			38053	13280	
375 SWEDEN			11419	4106	
400 U STATES	287088	88228	2799777	452258	
	353928	103010	3458530	602058	

IMPORTS INTO CANADA FOR CONSUMPTION


Articles and Countries from which Imported	MONTH OF SEPTEMBER 1956		NINE MONTHS ENDED SEPTEMBER 1956		Class Number
	Quantities	Values (\$)	Quantities	Values (\$)	
MILLET AND RAPE SEED	LB				1756
100 U KINGDOM			9120	1517	
234 AUSTRALIA	78400	2801	337231	12517	
304 ARGENTINA			314247	9630	
318 DENMARK			41000	1316	
327 FRANCE			47600	7768	
335 GERMANY W	2200	130	11651	692	
354 NETHRLNDS			2000	208	
400 U STATES	80000	3245	653246	25605	
	160600	6176	1416095	59253	
MUSHROOM SPAWN					1757
400 U STATES		8390		52930	
		8390		52930	
SEED BEANS AND SEED PEAS	LB				1758
100 U KINGDOM			9798	1668	
203 B E AFR	10000	1550	42000	6221	
236 NEW ZEAL			14850	2094	
400 U STATES			1190731	136324	
	10000	1550	1257379	146307	
SEED POTATOES	CWT				1759
400 U STATES			62445	153717	
			62445	153717	
SEEDS 5 DOLLARS OR OVER PER LB					1762
100 U KINGDOM				96	
318 DENMARK		162		704	
335 GERMANY W				431	
347 JAPAN		943		1588	
354 NETHRLNDS		338		5193	
400 U STATES		2163		36700	
		3606		44712	
GARDEN FIELD ROOT SEEDS N O P					1766
100 U KINGDOM				17159	
215 INDIA		480		1338	
231 HONG KONG		3694		29568	
306 BELGIUM		436		1263	
312 CHILE				1018	
318 DENMARK		141		26708	
327 FRANCE				1502	
328 FR AFRICA				1512	
335 GERMANY W		138		707	
337 GUATEMALA				454	
347 JAPAN		83		83	
354 NETHRLNDS		1881		41702	
358 NICARAGUA				12539	
365 POLAND				7515	
400 U STATES		9111		412433	
		15964		555501	
TOBACCO TURKISH UNSTEMMED	LB				1776
336 GREECE	5778	5357	39804	36936	
379 TURKEY	26991	21324	213853	167997	
400 U STATES			4818	4505	
	32769	26681	258475	209438	
TOBACCO TURKISH STEMMED	LB				1777
TOBACCO FLUE CURED UNSTEMMED	LB				1778
400 U STATES	2799	2772	14919	14021	
	2799	2772	14919	14021	
CIGAR LEAF UNSTEMMED	LB				1779
316 CUBA	1451	5569	14736	48237	
355 INDONESIA	746	3314	4300	19713	
400 U STATES	622226	181855	409092	1254538	
	64423	190738	428128	1322488	
TOBACCO N O P UNSTEMMED	LB				1780
392 SYRIA	2086	654	48761	13688	
400 U STATES	256	55	82317	52142	
	2342	709	131078	65830	
TOBACCO FLUE CURED STEMMED	LB				1781
CIGAR LEAF STEMMED	LB				1782
316 CUBA	33244	47742	248524	343695	
400 U STATES	20561	16565	135637	79704	
	53805	64307	384161	423399	
TOBACCO N O P STEMMED	LB				1783
400 U STATES	485	386	2186	2341	
	485	386	2186	2341	
CIGARS	LB				1784
100 U KINGDOM			5	254	
224 JAMAICA			94	998	
309 BRAZIL	19	218	62	212	
311 BURMA			58	80	
316 CUBA	1216	10343	5630	51572	
318 DENMARK			17	106	
335 GERMANY W	106	326	603	2170	
354 NETHRLNDS	3175	9188	20449	62368	
376 SWITZRLND			531	1379	
400 U STATES	5399	13946	35692	67932	
	9915	34021	53141	187071	
CIGARETTES	LB				1785
100 U KINGDOM	6001	8971	61467	89707	
327 FRANCE	264	361	1803	2551	
335 GERMANY W			57	99	
344 ITALY			485	481	
372 SPAIN			18	72	
381 ALASKA			147	694	

IMPORTS INTO CANADA FOR CONSUMPTION

Articles and Countries from which Imported	MONTH OF SEPTEMBER 1956		NINE MONTHS ENDED SEPTEMBER 1956		Class Number	
	Quantities	Values (\$)	Quantities	Values (\$)		
SMUFF	400 U STATES	56475	94865	497314	835673	1786
		62740	104197	561211	929277	
TOBACCO CUT	100 U KINGDOM	525	481	2395	5382	1787
		525	481	2395	5382	
TOBACCO MANUFACTURED	100 U KINGDOM	4283	8532	54487	109428	1788
	207 UN SO AFR			240	152	
	231 HONG KONG			500	740	
	354 NETHRLNDS	2970	2154	33388	23954	
	400 U STATES	34267	44348	168001	218738	
		41520	55034	256616	353012	
LOCUST BEANS LOCUST BEAN MEAL	100 U KINGDOM	104	97	6443	5789	1811
	231 HONG KONG			100	147	
	400 U STATES	1550	943	11373	7400	
		1654	1040	17916	13336	
BRISTLES N O P				107830	30373	1812
				107830	30373	
BROOM CORN	344 ITALY		47069		97266	1813
	352 MEXICO				3125	
	400 U STATES		62805		424546	
			109874		524937	
CATTLE FOOD WITH MOLASSES	400 U STATES				8840	1815
					8840	
DRUGS CRUDE BARKS FLOWERS	100 U KINGDOM				5253	1816
	207 UN SO AFR				1453	
	215 INDIA		849		2668	
	224 JAMAICA		1639		2504	
	231 HONG KONG		1058		47741	
	304 ARGENTINA				496	
	306 BELGIUM		299		3636	
	307 BEL CONGO				14115	
	309 BRAZIL				63	
	314 COLOMBIA				1282	
	327 FRANCE				2238	
	335 GERMANY W		2052		9450	
	336 GREECE				63	
	339 HONDURAS				2387	
	344 ITALY				64	
	353 MOROCCO				318	
	363 PERU				145	
	372 SPAIN		141		141	
	388 YUGO SLAV				880	
	400 U STATES		17658		167010	
		23696		261907		
GLUE VEGETABLE	318 DENMARK			2000	236	1817
	400 U STATES	5052	742	29053	4721	
		5052	742	31053	4937	
HAY AND STRAW	400 U STATES	6330	205444	36718	1244925	1818
		6330	205444	36718	1244925	
IVORY NUTS	100 U KINGDOM		265		265	1819
	321 ECUADOR				660	
			265		925	
MUCILAGE AND ADHESIVE PASTE	100 U KINGDOM	2649	856	14605	3813	1824
	400 U STATES	32524	8070	215912	56267	
		35173	8926	230517	60080	
PALM LEAF UNMANUFACTURED	347 JAPAN				385	1825
	400 U STATES		262		20759	
			262		21144	
ROOTS MEDICINAL ALKANET JALAP	100 U KINGDOM				2095	1827
	231 HONG KONG		713		5704	
	306 BELGIUM		138		138	
	327 FRANCE				2344	
	347 JAPAN				80	
	400 U STATES		2883		8838	
		3734			12199	
STARCH AND PREPARATIONS N O P	100 U KINGDOM			5063	707	1828
	231 HONG KONG	3500	456	16950	2012	
	335 GERMANY W	2975	370	8643	1934	
	354 NETHRLNDS	47200	7185	116927	16591	
	400 U STATES	236890	88771	7545690	706367	
	290565	96782	7693273	727611		
STARCH POTATO POTATO FLOUR	335 GERMANY W			28729	6226	1829
	347 JAPAN			1000	72	
	354 NETHRLNDS	25353	1460	1692310	109121	
	400 U STATES	212000	19365	1846065	149076	
		237353	20825	3568104	264495	
STARCH FOR PASTE	400 U STATES			23400	1800	1830-
				23400	1800	

IMPORTS INTO CANADA FOR CONSUMPTION

Articles and Countries from which Imported	MONTH OF SEPTEMBER 1956		NINE MONTHS ENDED SEPTEMBER 1956		Class Number
	Quantities	Values (\$)	Quantities	Values (\$)	
TAR PINE CRUDE IN BULK	GAL				1832
100 U KINGDOM			400	86	
400 U STATES	19649	8126	198439	86485	
	19649	8126	198839	86571	
TEASELS					1833
100 U KINGDOM				308	
327 FRANCE				1313	
372 SPAIN				2760	
400 U STATES				13019	
				17400	
TURPENTINE RAW OR CRUDE	LB				1834
400 U STATES			124528	9872	
			124528	9872	
TURPENTINE SPIRITS OF	GAL				1835
100 U KINGDOM			30	161	
335 GERMANY W			1575	3575	
354 METHRLNDS			139	382	
400 U STATES	122399	76501	999586	672272	
	122399	76501	1001330	676390	
VEGETABLE PRODUCTS N O P					1836
100 U KINGDOM		2764		25672	
215 INDIA				2826	
231 HONG KONG		394		7620	
309 BRAZIL				712	
327 FRANCE				62	
335 GERMANY W				2682	
344 ITALY		782		3555	
347 JAPAN				1603	
354 METHRLNDS				1103	
376 SWITZRLND				1181	
400 U STATES		11828		132201	
		15768		179217	
VEGETABLE COLOURING					1839
100 U KINGDOM		323		5282	
344 ITALY				250	
354 METHRLNDS		154		474	
400 U STATES		14728		133282	
		15205		139288	
DEXTRINE STARCH MIXTURES N O P	LB				1840
100 U KINGDOM	56000	3842	682776	53332	
354 METHRLNDS	146002	10329	936672	68842	
400 U STATES	167720	15515	728165	66940	
	369722	29686	2347613	189114	
DEXTRINE STARCH NOT A PASTE	LB				1841
354 METHRLNDS			661	93	
400 U STATES	240	66	48916	12668	
	240	66	49577	12761	
DISTILLERS SOLUBLES					1842
100 U KINGDOM				1592	
400 U STATES		23023		146092	
		23023		147684	
VEGETABLE FLOUR N O P NOT EDIBLE					1843
100 U KINGDOM				1205	
231 HONG KONG				337	
309 BRAZIL				36176	
335 GERMANY W				2384	
400 U STATES		19213		221695	
		19213		261797	
NON FOODS TAR 68A					1844
206 662 809				175	
100 U KINGDOM				793	
372 SPAIN				16291	
400 U STATES		143		17259	
		143		17259	
VEGETABLE FLAVOURINGS					1845
100 U KINGDOM		1686		18977	
232 MALTA		415		681	
327 FRANCE		570		19257	
335 GERMANY W		2999		5622	
336 GREECE				629	
337 CUBA				2529	
344 ITALY				1746	
352 MEXICO				140	
354 METHRLNDS		1134		8521	
366 PORTUGAL		314		314	
372 SPAIN				350	
379 TURKEY				878	
388 YUGO SLAV		1437		3011	
400 U STATES		18446		376314	
		27881		438969	
SIZING PREPARATIONS N O P	LB				1846
400 U STATES	72541	6714	688152	85315	
	72541	6714	688152	85315	



IMPORTS INTO CANADA FOR CONSUMPTION

Articles and Countries from which Imported	MONTH OF SEPTEMBER 1956		NINE MONTHS ENDED SEPTEMBER 1956		Class Number
	Quantities	Values (\$)	Quantities	Values (\$)	
GROUP 2					
ANIMALS AND ANIMAL PRODUCTS					
CATTLE PURE BRED	NO				2012
100 U KINGDOM	1	500	85	80705	
400 U STATES	120	38496	918	530031	
	121	38996	1003	610736	
BABY CHICKS AND TURKEY POULTS	NO				2013
400 U STATES	111311	25301	1532037	515834	
	111311	25301	1532037	515834	
DOGS PURE BRED	NO				2014
100 U KINGDOM	24	2407	125	15966	
231 HONG KONG			1	50	
305 AUSTRIA			1	200	
327 FRANCE			2	144	
335 GERMANY W	2	140	10	640	
359 NORWAY			2	120	
375 SWEDEN			2	174	
376 SWITZRLND			1	50	
381 ALASKA			3	246	
389 IRELAND			1	300	
400 U STATES	30	5119	246	29673	
	56	7666	394	47563	
FOWLS DOMESTIC PURE BRED	NO				2015
400 U STATES	3	74	176	783	
	3	74	176	783	
HORSES PURE BRED	NO				2018
100 U KINGDOM	7	22833	32	52319	
400 U STATES	8	5090	97	101719	
	15	27923	129	154038	
RABBITS PURE BRED	NO				2019
400 U STATES	24	78	137	549	
	24	78	137	549	
SHEEP PURE BRED	NO				2020
236 NEW ZEAL			1	810	
400 U STATES	2	450	49	5441	
	2	450	50	6251	
ANIMALS FOR IMP OF STOCK N O P	NO				2021
100 U KINGDOM	58	5800	157	31449	
400 U STATES			10	1947	
	58	5800	167	33396	
HORSES N O P	NO				2035
100 U KINGDOM	88	18304	535	78942	
400 U STATES	113	17080	791	143534	
	201	35384	1326	222476	
LIVESTOCK N O P	NO				2037
100 U KINGDOM			134	2909	
400 U STATES	245	29458	26822	1641804	
	245	29458	26956	1644713	
BEEES	PKGS				2041
400 U STATES	26	99	131588	471035	
	26	99	131588	471035	
FOXES	NO				2042
LEECHES					2043
335 GERMANY W				355	
400 U STATES				91	
				446	
PIGEONS HOMING AND PHEASANTS					2044
100 U KINGDOM		140		710	
400 U STATES		6224		19079	
		6364		19789	
TURTLES					2045
400 U STATES		3907		23080	
		3907		23080	
ALL OTHER ANIMALS LIVING N O P					2046
100 U KINGDOM		1000		9739	
215 INDIA		15483		122911	
234 AUSTRALIA				334	
306 BELGIUM		407		2731	
314 COLOMBIA				92	
318 DENMARK				1173	
335 GERMANY W		1700		5856	
347 JAPAN				138	
354 NETHRLNDS		473		5903	
363 PERU		280		436	
364 PHIL				2972	
400 U STATES		12241		144519	
		31584		296804	
MINK	NO				2047
326 FINLAND			6	1155	
375 SWEDEN			2	488	
400 U STATES	280	8948	1625	153034	
	280	8948	1633	154677	
BONES CRUDE	CWT				2051
100 U KINGDOM			5	294	
215 INDIA			10	306	
318 DENMARK			20	540	
327 FRANCE			16	954	
328 FR AFRICA			61	3105	
347 JAPAN			4	151	
366 PORTUGAL			22	1297	

IMPORTS INTO CANADA FOR CONSUMPTION

Articles and Countries from which Imported	MONTH OF SEPTEMBER 1956		NINE MONTHS ENDED SEPTEMBER 1956		Class Number
	Quantities	Values (\$)	Quantities	Values (\$)	
400 U STATES	328	3551	8594	50927	
BONE DUST CHARRED BONE	328	3551	8732	57574	
100 U KINGDOM	CWT	17959	32818	84358	2052
234 AUSTRALIA	7460	9576	6644	17552	
375 SWEDEN	3644		8	121	
400 U STATES	812	8175	7716	59771	
BONE PITCH CRUDE ONLY	11916	35710	47186	161802	
100 U KINGDOM	CWT		27	161	2053
400 U STATES	394	2125	2562	16950	
CHARCOAL ANIMAL FOR SUGAR	394	2125	2589	17111	
100 U KINGDOM	CWT		25467	230160	2054
322 EGYPT	560	3279	3920	21637	
354 NETHRLNDS			1106	5457	
400 U STATES			3	54	
IVORY AND MANUFACTURES	560	3279	30496	257308	
100 U KINGDOM		454		3103	2063
203 B E AFR				50	
215 INDIA		201		1046	
231 HONG KONG				641	
347 JAPAN				140	
381 ALASKA				119	
400 U STATES				3119	
BUTTON BLANKS OF SHELL ROUGH		655		8218	2071
SHELLS UNMANUFACTURED FOSSILS					2073
100 U KINGDOM		787		35810	
228 LEEW WIND				100	
335 GERMANY W				5749	
347 JAPAN				203	
354 NETHRLNDS				2566	
400 U STATES		1574		10964	
SHELLS N O P CRUSHED OR GROUND	CWT	2361		55392	2074
400 U STATES			424	820	
OYSTER SHELLS CRUSHED OR NOT	CWT		424	820	2075
400 U STATES	39907	26742	500846	322777	
FEATHERS NATURAL	39907	26742	500846	322777	
100 U KINGDOM		97		2336	2081
231 HONG KONG		18950		95410	
306 BELGIUM		70		4324	
317 CZECHO S				3627	
318 DENMARK				77	
327 FRANCE		117		574	
335 GERMANY W		2042		13917	
344 ITALY				177	
393 TAIWAN				710	
400 U STATES		5776		72867	
BADMINTON SHUTTLECOCKS BIRDS	GROSS	27052		194019	2083
100 U KINGDOM	221	2201	986	11865	
215 INDIA			39	438	
216 PAKISTAN	42	337	203	1802	
318 DENMARK	102	3118	127	3869	
335 GERMANY W			115	962	
347 JAPAN	17	135	164	1495	
376 SWITZRLND			27	337	
400 U STATES	270	8881	781	25732	
MANUFACTURES OF FEATHERS N O P	652	14672	2442	46500	
100 U KINGDOM		79		5122	2084
207 UN SO AFR		208		1309	
215 INDIA				1132	
216 PAKISTAN				756	
231 HONG KONG				1584	
317 CZECHO S				1591	
327 FRANCE		335		16525	
335 GERMANY W		3718		8528	
344 ITALY		720		119	
347 JAPAN				766	
352 MEXICO				542	
376 SWITZRLND				921	
400 U STATES		5299		26182	
FEATHERBONE COILS		10359		65077	2085
400 U STATES		1042		12057	
QUILLS NATURAL OR UNPLUMED		1042		12057	2086
100 U KINGDOM		128		2803	
207 UN SO AFR				3962	
231 HONG KONG				261	
304 ARGENTINA				1960	
313 CHINA				767	
327 FRANCE		55		55	
362 PARAGUAY				325	
365 POLAND				678	
400 U STATES		1823		42725	
COD HADDOCK POLLOCK FRESH	LB	2006		53528	2091
100 U KINGDOM	750	176	30040	6396	

IMPORTS INTO CANADA FOR CONSUMPTION

Articles and Countries from which Imported	MONTH OF SEPTEMBER 1956		NINE MONTHS ENDED SEPTEMBER 1956		Class Number
	Quantities	Values (\$)	Quantities	Values (\$)	
381 ALASKA	30048	3765	206278	27545	
400 U STATES	4080	479	414374	72541	
HALIBUT FRESH	34878	4420	650692	106482	2092
LB					
359 NORWAY	4352	653	4352	653	
381 ALASKA	79332	19593	331597	59073	
400 U STATES	169786	41428	954549	209515	
FISH LIVERS	253470	61674	1290498	269241	2093
LB					
381 ALASKA	858	214	858	214	
400 U STATES			1080	271	
HERRINGS FRESH	858	214	1938	485	2094
LB					
100 U KINGDOM	350	51	113869	17189	
359 NORWAY			58902	3529	
400 U STATES	332300	6897	6351000	126582	
LIVE FISH AND EGGS PROPAGATING	332650	6948	6523771	147300	2095
400 U STATES					
		317		20798	
LOBSTERS FRESH		317		20798	2096
LB					
234 AUSTRALIA			1000	1086	
316 CUBA			1000	970	
400 U STATES	52828	27984	122376	72974	
MACKEREL FRESH	52828	27984	124376	75030	2097
LB					
400 U STATES	1525	137	7954	905	
OYSTERS SEED AND BREEDING	1525	137	7954	905	2098
347 JAPAN				8180	
400 U STATES				18401	
OYSTERS IN THE SHELL				26581	2099
400 U STATES					
BRL			71	2077	
			71	2077	
OYSTERS SHELLED IN BULK					2100
400 U STATES					
GAL	1833	13491	48709	317575	
	1833	13491	48709	317575	
SALMON FRESH					2101
LB					
381 ALASKA	120984	43933	282191	99315	
400 U STATES	384998	152434	559515	232347	
	505982	196367	841706	331662	
SQUID FRESH					2102
231 HONG KONG		383		5091	
347 JAPAN				480	
400 U STATES		1474		20401	
		1857		25972	
FISH ALL OTHER FRESH					2103
LB					
100 U KINGDOM			5980	2261	
231 HONG KONG			14031	3635	
318 DENMARK	600	394	6385	2625	
347 JAPAN	207684	36654	781934	154911	
354 NETHRLNDS			59545	19562	
400 U STATES	175548	22282	1901351	233946	
	383832	59330	2769226	416940	
COD HADDOCK POLLOCK DRIED					2111
100 U KINGDOM			24000	5085	
359 NORWAY	51808	15761	58026	17802	
	51808	15761	82026	22887	
COD HADDOCK POLLOCK SALTED					2113
400 U STATES			2005	160	
			2005	160	
HALIBUT SALTED					2114
LB					
HERRINGS SALTED					2115
LB					
100 U KINGDOM	9375	1085	429792	48287	
318 DENMARK			8929	828	
354 NETHRLNDS	56871	9466	337565	47993	
359 NORWAY	21846	2721	464063	37399	
375 SWEDEN			24616	2860	
400 U STATES	577	140	15596	2058	
	88669	13412	1280561	139425	
MACKEREL PICKLED					2117
LB					
SALMON SALTED					2118
LB					
SALMON SMOKED					2119
400 U STATES			3987	3515	
			3987	3515	
FISH DRIED N O P					2120
LB					
231 HONG KONG			3209	2768	
347 JAPAN	575	193	5250	2157	
400 U STATES	370	214	1382	728	
	945	407	9841	5653	
FISH ALL OTHER SALTED					2121
LB					
100 U KINGDOM			21000	8775	
231 HONG KONG	5640	2624	52725	21990	
336 GREECE			3009	869	
372 SPAIN			21165	5059	
375 SWEDEN			1273	333	
400 U STATES	15180	3503	42336	8827	
	20820	6127	141508	39853	
FISH OTHER SMOKED OR BONELESS					2122
100 U KINGDOM	43400	6134	303350	50557	
231 HONG KONG			690	251	
335 GERMANY W			4401	695	

IMPORTS INTO CANADA FOR CONSUMPTION

Articles and Countries from which Imported	MONTH OF SEPTEMBER 1956		NINE MONTHS ENDED SEPTEMBER 1956		Class Number
	Quantities	Values (\$)	Quantities	Values (\$)	
354 NETHRLNDS			3551	384	
359 NORWAY			2756	300	
400 U STATES			13845	3881	
	289	323			
CRABS CLAMS SHRIMPS CANNED	43689	6457	328593	56068	2131
100 U KINGDOM	LB		1820	1233	
231 HONG KONG			144	143	
318 DENMARK			267	182	
335 GERMANY W			1030	515	
347 JAPAN	46905	10216	1180627	292463	
354 NETHRLNDS			655	372	
359 NORWAY	51172	35355	70707	51532	
400 U STATES	135810	160214	1490237	1415263	
	233887	205785	2655487	1761703	
KIPPERED HERRINGS CANNED	LB				2132
100 U KINGDOM	14686	3583	141514	35849	
326 FINLAND			245	137	
335 GERMANY W	480	95	480	95	
359 NORWAY	18158	5383	121845	36947	
	33324	9061	264084	73028	
LOBSTERS CANNED PREPARED N O P	LB				2133
100 U KINGDOM	208	152	455	330	
207 UN SO AFR			56205	69342	
234 AUSTRALIA			2000	938	
359 NORWAY			63	86	
400 U STATES			2770	2210	
	208	152	61493	72906	
OYSTERS SHELLLED IN CANS	QUART				2136
347 JAPAN			1902	1016	
400 U STATES	3294	5846	14012	25043	
	3294	5846	15914	26059	
OYSTERS PREPARED PRESERVED NOP	LB				2137
231 HONG KONG			11290	12106	
347 JAPAN	25990	13816	149270	73485	
354 NETHRLNDS			240	396	
400 U STATES	13613	9455	82406	71247	
	39603	23271	243206	157234	
SALMON CANNED PREPARED N O P	LB				2138
100 U KINGDOM			130	65	
318 DENMARK			937	722	
347 JAPAN	326064	155076	5302472	3163676	
400 U STATES	980	961	8331	5642	
	327044	156037	5311870	3170105	
PILCHARD CANNED	LB				2139
400 U STATES			117000	13063	
			117000	13063	
ANCHOVIES SARDINES CANNED	LB				2140
100 U KINGDOM	1864	1016	6560	3078	
318 DENMARK	1453	666	55743	23225	
327 FRANCE			4386	4314	
335 GERMANY W	3281	1180	12896	5390	
344 ITALY			1950	1370	
353 MOROCCO			94219	35023	
359 NORWAY	203714	151787	953486	566665	
366 PORTUGAL	15469	9371	274455	159080	
372 SPAIN	1924	1565	33658	18297	
375 SWEDEN	4404	1821	13841	5541	
388 YUGO SLAV	16360	12169	39164	26139	
400 U STATES	262	176	30346	22214	
	248731	179751	1522704	870336	
TUNA FISH CANNED	LB				2143
347 JAPAN	684165	222650	1718900	610978	
363 PERU			1800	485	
400 U STATES			7244	5119	
	684165	222650	1727944	616582	
FISH PRESERVED IN OIL N O P					2144
231 HONG KONG		1549		15381	
318 DENMARK		416		1383	
327 FRANCE				1840	
335 GERMANY W				23031	
344 ITALY				970	
347 JAPAN		754		3648	
363 PERU		17766		230697	
366 PORTUGAL		725		14351	
375 SWEDEN		88		357	
400 U STATES				1293	
		21298		292951	
FISH PREPARED OR PRESERVED NOP					2145
100 U KINGDOM		1037		16188	
231 HONG KONG		933		8878	
318 DENMARK		188		1608	
327 FRANCE		1208		3451	
335 GERMANY W		2476		11520	
344 ITALY				430	
347 JAPAN		1346		17084	
352 MEXICO				8734	
354 NETHRLNDS				319	
359 NORWAY		1127		6291	
366 PORTUGAL				1103	
375 SWEDEN				52	
400 U STATES		12875		132342	
		21190		208000	
HERRINGS CANNED	LB				2146
100 U KINGDOM	6119	1383	97805	18296	
231 HONG KONG			1412	689	
335 GERMANY W	14632	3302	139123	29662	

IMPORTS INTO CANADA FOR CONSUMPTION

Articles and Countries from which Imported	MONTH OF SEPTEMBER 1956		NINE MONTHS ENDED SEPTEMBER 1956		Class Number
	Quantities	Values (\$)	Quantities	Values (\$)	
359 NORWAY			11791	3143	
375 SWEDEN	1372	950	11370	6506	
400 U STATES			4874	2010	
FISH OFFAL OR REFUSE	22123	5635	266375	60306	
400 U STATES	CWT				2151
	2581	6939	19746	64844	
	2581	6939	19746	64844	
SPONGES OF MARINE PRODUCTION					2152
100 U KINGDOM				262	
316 CUBA		856		6083	
327 FRANCE				1713	
328 FR AFRICA				691	
336 GREECE		100		8303	
344 ITALY		146		1271	
379 TURKEY				575	
400 U STATES		1400		41053	
		2502		59951	
FISHERY PRODUCTS					2153
100 U KINGDOM				954	
231 HONG KONG		11990		114736	
234 AUSTRALIA				6615	
236 NEW ZEAL				43274	
316 CUBA				1665	
318 DENMARK		214		364	
327 FRANCE		325		465	
335 GERMANY W		126		1811	
336 GREECE				145	
347 JAPAN		596		14345	
352 MEXICO		10054		40806	
359 NORWAY		2354		7473	
361 PANAMA				980	
375 SWEDEN				604	
400 U STATES		127314		1026190	
		152973		1260427	
FISH MEAL	CWT				2154
FUR SKINS CHINA AND JAP MINK	NO				2155
100 U KINGDOM			2000	7201	
347 JAPAN			37000	103397	
375 SWEDEN	5000	9750	5000	9750	
400 U STATES			3300	11434	
	5000	9750	47300	131782	
FUR SKINS OPOSSUM UNDRRESSED	NO				2156
400 U STATES	1872	983	35766	14205	
	1872	983	35766	14205	
FUR SKINS RACCOON UNDRRESSED	NO				2157
400 U STATES	6857	22668	206891	753076	
	6857	22668	206891	753076	
FUR SKINS SHEEP LAMB UNDRRESSED	NO				2158
207 UN SO AFR			5000	9600	
234 AUSTRALIA			11547	12793	
304 ARGENTINA			84019	149781	
363 PERU			1716	343	
386 URUGUAY			22534	28725	
400 U STATES	185	547	47470	125890	
	185	547	172286	327132	
FUR SKINS VISCACHA UNDRRESSED	NO				2159
FUR SKINS WALLABY UNDRRESSED	NO				2160
FUR SKINS MARINE UNDRRESSED	NO				2161
FUR SKINS FOX UNDRRESSED	NO				2162
100 U KINGDOM	1947	17077	6647	60550	
359 NORWAY			394	5658	
375 SWEDEN	80	826	1190	10541	
400 U STATES			2046	21543	
	2027	17903	10277	98292	
FUR SKINS KOLINSKY UNDRRESSED	NO				2163
100 U KINGDOM	11143	19949	35183	73858	
231 HONG KONG			1150	725	
313 CHINA			10463	19233	
380 USSR			46310	70943	
400 U STATES			305	385	
	11143	19949	93411	165144	
FUR SKINS MINK UNDRRESSED	NO				2164
100 U KINGDOM			10980	127459	
318 DENMARK			1561	29333	
326 FINLAND			5456	93267	
327 FRANCE			450	5306	
375 SWEDEN			2067	47891	
380 USSR			1980	24404	
381 ALASKA			15	540	
400 U STATES	8526	129933	143784	2720937	
	8526	129933	166293	3049137	
FUR SKINS MUSKRAT UNDRRESSED	NO				2165
100 U KINGDOM			123000	112911	
335 GERMANY W			2400	2600	
375 SWEDEN			20000	21709	
380 USSR	25000	19852	35000	29430	
381 ALASKA			821	615	
400 U STATES	35064	44933	1163638	1657548	
	60064	64785	1344859	1824813	
FUR SKINS PERSIAN LAMB UNDRRESS	NO				2166
100 U KINGDOM	6596	44389	148957	967860	
207 UN SO AFR			3080	17307	

IMPORTS INTO CANADA FOR CONSUMPTION

Articles and Countries from which Imported	MONTH OF SEPTEMBER 1956		NINE MONTHS ENDED SEPTEMBER 1956		Class Number	
	Quantities	Values (\$)	Quantities	Values (\$)		
335 GERMANY W	1056	6477	1056	6477	2167	
354 NETHRLNDS			4216	31800		
375 SWEDEN	4192	23170	4192	23170		
380 USSR	6644	42624	30480	203084		
400 U STATES	88966	685943	527385	4448700		
FUR SKINS RABBIT UNDRRESSED	107454	802603	719366	5698398		
327 FRANCE	12480	6000	136980	69842	2168	
347 JAPAN			112000	51203		
400 U STATES	11200	5172	114076	55709		
FUR SKINS SQUIRREL UNDRRESSED	23680	11172	363056	176754		
100 U KINGDOM			48100	30570	2169	
305 AUSTRIA			20357	7025		
375 SWEDEN			6224	1952		
400 U STATES	4925	1908	91010	52791		
FUR SKINS UNDRRESSED N O P	4925	1908	165691	92338		
100 U KINGDOM	17130	21107	185064	217363	2171	
231 HONG KONG			29200	21131		
234 AUSTRALIA			1883	1042		
304 ARGENTINA			2000	500		
308 BOLIVIA			30	252		
309 BRAZIL			491	4531		
313 CHINA			211800	309603		
314 COLOMBIA			15	273		
317 CZECHO S			33000	53958		
321 ECUADOR			15	273		
335 GERMANY W			115	1150		
352 MEXICO			160	1078		
354 NETHRLNDS			50	50		
375 SWEDEN	30000	58750	110002	207729		
380 USSR			40000	74117		
381 ALASKA			169	4260		
400 U STATES	6990	96470	128164	1050750		
ASTRACHAN RUSSIAN HARE DRESSED	54120	176327	742158	1948060		
RABBIT SKINS DRESSED N O P	002					2172
306 BELGIUM	17	112	3528	16781		
313 CHINA			833	2970		
335 GERMANY W			625	4515		
344 ITALY			1000	2711		
400 U STATES	26	186	941	4233		
FUR SKINS DRESSED N O P	43	298	6927	31210		
100 U KINGDOM			58	34416	2173	
207 UN SO AFR			56247	56247		
304 ARGENTINA			77	152		
306 BELGIUM				932		
313 CHINA				5914		
327 FRANCE		1170		4148		
375 SWEDEN				310		
380 USSR				5314		
386 URUGUAY				446		
400 U STATES			56766	1761971		
HATTERS FURS NOT ON THE SKIN			114318	1869850		
100 U KINGDOM				9063		2174
234 AUSTRALIA				3000		
306 BELGIUM				33661		
327 FRANCE				49690		
335 GERMANY W	3000	10343		9190		
372 SPAIN				49536		
400 U STATES	4765	22946	117611	460290		
FUR SKINS SHEEP DRESSED	7765	33289	271751	941622		
100 U KINGDOM				1784	2175	
344 ITALY				1623		
400 U STATES			15847	122444		
MANUFACTURES OF FUR N O P				15847		
100 U KINGDOM				5728	2181	
215 INDIA				40702		
234 AUSTRALIA				133		
313 CHINA				4013		
318 DENMARK				15147		
327 FRANCE		475		475		
335 GERMANY W		1768		5162		
336 GREECE		228		300		
344 ITALY				591		
354 NETHRLNDS		146		146		
400 U STATES		324		324		
BRISTLES ANIMAL			53923	363656		
100 U KINGDOM			62592	430649		2191
215 INDIA	6782	19089	163114	423893		
231 HONG KONG	2000	1846	100	361		
306 BELGIUM			2000	1846		
313 CHINA			7032	22599		
335 GERMANY W	1661	2830	5466	10960		
347 JAPAN			7254	16603		
354 NETHRLNDS	8867	17951	802	3043		
400 U STATES	289	3186	42750	90347		
	19599	44902	229838	582375		

IMPORTS INTO CANADA FOR CONSUMPTION

41

Articles and Countries from which imported	MONTH OF SEPTEMBER 1956		NINE MONTHS ENDED SEPTEMBER 1956		Class Number
	Quantities	Values (\$)	Quantities	Values (\$)	
HAIR UNMANUFACTURED	LB				2192
100 U KINGDOM			1368	9627	
335 GERMANY W	6	107	17	354	
352 MEXICO			30722	9636	
354 NETHRLNDS			100933	31230	
400 U STATES			1394317	229605	
	205931	21707	1527357	280452	
	205937	21814			
HORSE HAIR	LB				2193
100 U KINGDOM			20	190	
400 U STATES	7824	14111	64303	100416	
	7824	14111	64323	100606	
HAIR CURLED DYED	N O P				2194
100 U KINGDOM		176		2544	
335 GERMANY W				910	
400 U STATES		244		8006	
		420		11460	
MANUFACTURES OF HAIR	N O P				2195
100 U KINGDOM		3189		16226	
231 HONG KONG		1188		4657	
305 AUSTRIA				773	
313 CHINA		526		5770	
327 FRANCE				2909	
335 GERMANY W		1003		3608	
347 JAPAN				315	
400 U STATES		2420		19474	
		8326		53732	
HORSE HIDES	NO				2200
304 ARGENTINA			2000	9680	
400 U STATES	75	588	4500	24946	
	75	588	6500	34626	
CALF SKINS AND KIPS RAW	NO				2201
234 AUSTRALIA			2000	5788	
236 NEW ZEAL			21394	69522	
304 ARGENTINA			500	1754	
318 DENMARK			15000	59063	
327 FRANCE			2950	21655	
334 ST PIERRE			530	427	
344 ITALY			1000	8083	
354 NETHRLNDS			17150	59542	
365 POLAND			5000	15705	
376 SWITZRLND			7302	61621	
400 U STATES	26341	76531	509441	1820609	
	26341	76531	582267	2123769	
CATTLE HIDES RAW	NO				2202
236 NEW ZEAL			6501	39509	
304 ARGENTINA			250	1787	
334 ST PIERRE			636	1183	
400 U STATES	48648	299750	521465	3300470	
	48648	299750	528852	3342949	
SHEEP SKINS RAW	NO				2203
100 U KINGDOM			7680	12572	
234 AUSTRALIA			23805	25744	
236 NEW ZEAL			162990	145712	
304 ARGENTINA	5500	10564	119367	195304	
334 ST PIERRE			298	107	
335 GERMANY W	2000	3003	2000	3003	
386 URUGUAY	1588	3237	27602	50388	
391 LEBANON			1200	1169	
400 U STATES			401953	619279	
	9088	16804	746895	1053278	
OTHER HIDES AND SKINS RAW	NO				2204
335 GERMANY W			1747	2063	
400 U STATES			612	2125	
			2359	4188	
GOAT SKINS AND KID SKINS RAW	NO				2205
207 UN SO AFR			6000	13007	
325 ETHIOPIA			6000	4740	
335 GERMANY W			5600	5985	
400 U STATES			1122	1316	
			18722	25048	
HIDE SECTIONS OR BELLIES	NO				2206
335 GERMANY W			1247	20243	
384 P RICO			710	1299	
400 U STATES	159742	108798	658530	586593	
	159742	108798	660487	608135	
LEATHER DRESSED	KID				2210
100 U KINGDOM		36438		456389	
215 INDIA				599	
327 FRANCE				1200	
335 GERMANY W		7311		54198	
344 ITALY				434	
352 MEXICO				905	
372 SPAIN		1247		10274	
400 U STATES		24788		253681	
		69784		777680	
BELTING LEATHER	IN BUTTS				2211
100 U KINGDOM		3775		41787	
234 AUSTRALIA				371	
318 DENMARK				1379	
327 FRANCE				11145	
354 NETHRLNDS				1168	
400 U STATES		4752		56603	
		8527		112453	
LEATHER TANNED	N O P				2213
100 U KINGDOM		7639		78948	
215 INDIA		18267		107586	

IMPORTS INTO CANADA FOR CONSUMPTION

Articles and Countries from which Imported	MONTH OF SEPTEMBER 1956		NINE MONTHS ENDED SEPTEMBER 1956		Class Number
	Quantities	Values (\$)	Quantities	Values (\$)	
224 JAMAICA				18536	
234 AUSTRALIA				210	
236 NEW ZEAL				3076	
306 BELGIUM				3586	
327 FRANCE				795	
335 GERMANY W				117	
354 NETHRLNDS				2553	
400 U STATES		13070		135680	
LEATHER DRESSED N O P		38976		343019	
100 U KINGDOM		86106		871503	2215
234 AUSTRALIA				1792	
236 NEW ZEAL				2809	
306 BELGIUM		4840		7574	
309 BRAZIL				1943	
318 DENMARK				1916	
327 FRANCE		17509		369359	
335 GERMANY W		4009		22433	
344 ITALY				3737	
352 MEXICO				1985	
354 NETHRLNDS				5235	
372 SPAIN				685	
375 SWEDEN				2537	
376 SWITZRLND				785	
389 IRELAND				6040	
400 U STATES		123017		1186411	
CHAMOIS SKIN		235481		2486744	
100 U KINGDOM		13384		250893	2216
234 AUSTRALIA				2561	
236 NEW ZEAL		735		9008	
318 DENMARK				316	
327 FRANCE				899	
400 U STATES				3492	
PATENT AND UPHOLSTERY LEATHER		14119		267169	
100 U KINGDOM		296		449	2217
400 U STATES		15560		107919	
SOLE LEATHER	LB	15856		108368	
100 U KINGDOM	244	118	10513	6575	2218
400 U STATES	28529	7242	173859	48961	
SCRAP LEATHER	28773	7360	184372	55536	
100 U KINGDOM		338		338	2219
236 NEW ZEAL				2943	
326 FINLAND		1929		1929	
400 U STATES		1831		60877	
PIG MOROCCO ROLLER LEATHERS		4098		66087	
100 U KINGDOM		36007		379988	2220
318 DENMARK				842	
400 U STATES		725		21332	
LEATHER FROM EAST INDIA KIP		36732		402162	
100 U KINGDOM		50575		713084	2221
LEATHER FOR GLOVES OR CLOTHING		50575		713084	
100 U KINGDOM		64988		617512	2224
215 INDIA				3657	
306 BELGIUM				7990	
327 FRANCE				69	
335 GERMANY W				331	
375 SWEDEN				1644	
400 U STATES		149435		1300867	
LEATHER FOR UPHOLSTERY LEATHER		214483		1932070	
100 U KINGDOM		6551		134804	2225
400 U STATES		1011		8246	
CRUST OIL LEATHER FOR CHAMOIS		7562		143050	
100 U KINGDOM				10802	2226
BOOTS AND SHOES PEGGED LEATHER	PAIR			10802	
100 U KINGDOM			25	86	2231
335 GERMANY W			100	563	
BOOTS AND SHOES MENS LEATHER	PAIR		125	649	
100 U KINGDOM	24054	114744	345941	1681456	2232
231 HONG KONG	100	94	2008	1188	
305 AUSTRIA	221	2936	620	9717	
306 BELGIUM			16	62	
327 FRANCE	1534	14150	2912	24469	
335 GERMANY W	1448	10402	9677	62834	
344 ITALY	1668	12935	17243	89665	
352 MEXICO			199	734	
354 NETHRLNDS	13183	21941	14536	24944	
360 ISRAEL	17	102	17	102	
372 SPAIN			999	1109	
376 SWITZRLND	268	3614	748	9172	
400 U STATES	5481	36801	63415	327648	
BOOTS AND SHOES WOMENS LEATHER	PAIR	47974	217719	458331	2233
100 U KINGDOM	19978	85328	116863	554613	
231 HONG KONG	50	105	1701	2460	
305 AUSTRIA	202	3079	349	4731	

IMPORTS INTO CANADA FOR CONSUMPTION

Articles and Countries from which Imported		MONTH OF SEPTEMBER 1956		NINE MONTHS ENDED SEPTEMBER 1956		Class Number
		Quantities	Values (\$)	Quantities	Values (\$)	
327	FRANCE	36	105	173	653	
335	GERMANY W	783	4643	9696	53088	
344	ITALY	3665	22014	31495	148270	
347	JAPAN			72	165	
352	MEXICO	89	287	4884	6412	
354	NETHRLNDS	6708	4894	8064	8224	
372	SPAIN			210	252	
376	SWITZRLND	1948	16570	9863	76114	
383	HAWAII			288	490	
384	P RICO			4339	9763	
400	U STATES	59687	247181	535059	1992304	
		93146	384206	723056	2857539	
BOOTS SHOES CHILDRENS LEATHER PAIR						2234
100	U KINGDOM	4585	5649	102844	110998	
231	HONG KONG			240	169	
305	AUSTRIA			39	353	
335	GERMANY W	303	1108	2819	9604	
344	ITALY	374	322	2122	3158	
354	NETHRLNDS	2509	2505	20481	20807	
372	SPAIN			107	232	
384	P RICO			104	192	
400	U STATES	5292	9132	76267	130600	
		13063	18716	205023	276113	
GARMENTS LEATHER						2235
100	U KINGDOM		1929		10398	
306	BELGIUM		1114		1114	
335	GERMANY W				122	
352	MEXICO				443	
376	SWITZRLND				154	
400	U STATES		5821		28751	
			8864		40982	
GLOVES MITTS LEATHER N O P						2236
100	U KINGDOM		121949		340645	
216	PAKISTAN		1891		8562	
234	AUSTRALIA				327	
305	AUSTRIA		475		1993	
318	DENMARK		115		115	
327	FRANCE		22163		85193	
335	GERMANY W		3091		9116	
344	ITALY		11230		46695	
347	JAPAN		875		5300	
354	NETHRLNDS		1978		14165	
372	SPAIN				1500	
375	SWEDEN		160		908	
376	SWITZRLND		134		134	
400	U STATES		11945		74852	
			176006		589505	
GLOVES OF KID WOMENS						2237
100	U KINGDOM				4369	
305	AUSTRIA				263	
306	BELGIUM		1191		5091	
327	FRANCE		26105		164108	
335	GERMANY W		4135		78859	
344	ITALY		2815		10253	
372	SPAIN				231	
376	SWITZRLND				1882	
400	U STATES		64		843	
			34310		265899	
HARNES AND SADDLERY						2238
100	U KINGDOM		4409		64860	
215	INDIA				247	
322	EGYPT				70	
327	FRANCE				705	
335	GERMANY W		801		4008	
344	ITALY				406	
352	MEXICO				70	
354	NETHRLNDS				577	
400	U STATES		14122		172169	
			19332		243112	
LEATHER BELTING						2239
100	U KINGDOM		1709		21004	
318	DENMARK				105	
327	FRANCE				2011	
335	GERMANY W				870	
354	NETHRLNDS				3369	
376	SWITZRLND				485	
400	U STATES		5242		53480	
			6951		81324	
MFRS OF LEATHER OR RAWHIOE NOP						2241
100	U KINGDOM		7191		104629	
216	PAKISTAN		151		1172	
231	HONG KONG				143	
305	AUSTRIA		178		1009	
306	BELGIUM				954	
327	FRANCE		52		2210	
328	FR AFRICA				57	
335	GERMANY W		590		10155	
344	ITALY		5980		12754	
347	JAPAN		713		1141	
352	MEXICO				661	
353	MOROCCO				1718	
354	NETHRLNDS		118		334	
372	SPAIN				216	
375	SWEDEN				262	
376	SWITZRLND		875		3348	
388	YUGO SLAV				2047	

IMPORTS INTO CANADA FOR CONSUMPTION

Articles and Countries from which Imported	MONTH OF SEPTEMBER 1956		NINE MONTHS ENDED SEPTEMBER 1956		Class Number
	Quantities	Values (\$)	Quantities	Values (\$)	
389 IRELAND				143	
400 U STATES		51114		536392	
SOLES AND HEELS LEATHER		66962		679345	2243
100 U KINGDOM		3372		43379	
400 U STATES		6105		64500	
SHOE LIFTS AND WELTING LEATHER		9477		107879	2244
335 GERMANY W				141	
400 U STATES		5268		29854	
STRAPS LEATHER		5268		29995	2245
100 U KINGDOM		6172		48497	
220 BERMUDA				888	
231 HONG KONG				8212	
327 FRANCE				3653	
335 GERMANY W		3366		18588	
344 ITALY				515	
347 JAPAN				518	
352 MEXICO				1168	
354 NETHRLNDS				56	
376 SWITZRLND		1877		15380	
400 U STATES		21411		128368	
BICYCLE SAODLES		32826		225843	2246
100 U KINGDOM	NO	7360	5486	48621	41757
335 GERMANY W		6198	2494	50956	29290
347 JAPAN				250	202
354 NETHRLNDS		400	325	16750	13144
400 U STATES		3860	3076	20987	18471
BEEF AND VEAL FRESH		17818	11381	137564	102864
100 U KINGDOM	LB	742	171	5464	1838
234 AUSTRALIA				45415	9769
236 NEW ZEAL				502865	102135
381 ALASKA		237	250	4614	4140
389 IRELAND				225000	59794
400 U STATES		312572	143206	2906937	1066977
MUTTON AND LAMB FRESH		313551	143627	3690295	1244653
100 U KINGDOM	LB			1580	632
234 AUSTRALIA				3035326	646626
236 NEW ZEAL				5012679	972450
400 U STATES				197588	64510
PORK FRESH				8247173	1684218
100 U KINGDOM	LB			700	250
234 AUSTRALIA		5460	2467	50718	21193
381 ALASKA				216	171
POULTRY MOP GAME		5460	2467	51634	21614
100 U KINGDOM	PARTRIDGE				101
231 HONG KONG				188	188
400 U STATES				39083	202276
RABBITS FROZEN FOR FOX FEED				39271	202565
MEATS FRESH N O P					
100 U KINGDOM	LB			1144	435
316 CUBA		660	761	3340	4109
400 U STATES		3892	4594	39160	30209
EDIBLE OFFAL FRESH		4552	5355	43644	34753
234 AUSTRALIA	LB	10622	5036	16567	7647
236 NEW ZEAL				22920	10813
400 U STATES		82524	11271	2164552	225515
CHICKENS AND FDWL		93146	16307	2204039	243975
100 U KINGDOM	LB			360	99
381 ALASKA				573	380
389 IRELAND				20550	4319
400 U STATES		1044320	249445	7033747	1954044
TURKEYS		1044320	249445	7055230	1958842
400 U STATES	LB	1847069	745657	5420730	2286266
BACON HAMS OTHER		1847069	745657	5420730	2286266
100 U KINGDOM	LB			900	360
381 ALASKA				814	482
400 U STATES		3149	2822	21578	17974
BEEF PICKLED		3149	2822	23292	18816
400 U STATES	LB	965500	164011	7937810	1264615
CANNED MEATS POULTRY		965500	164011	7937810	1264615
100 U KINGDOM	LB	710	670	47520	16554
231 HONG KONG				1800	1476
234 AUSTRALIA		27922	4768	72922	12528
304 ARGENTINA				54000	10996
318 DENMARK		2027	1592	86401	57475
327 FRANCE		1200	888	13144	12290
347 JAPAN				44	56
354 NETHRLNDS		5251	1772	23904	7567
376 SWITZRLND				498	196
381 ALASKA				74	64
400 U STATES		74707	25415	2111022	634428
		111817	35105	2411329	753630

IMPORTS INTO CANADA FOR CONSUMPTION

Articles and Countries from which Imported	MONTH OF SEPTEMBER 1956		NINE MONTHS ENDED SEPTEMBER 1956		Class Number	
	Quantities	Values (\$)	Quantities	Values (\$)		
EXTRACTS OF MEAT FLUID BEEF					2265	
100 U KINGDOM		2172		30461		
234 AUSTRALIA		23333		294401		
236 NEW ZEAL				48218		
304 ARGENTINA				57722		
386 URUGUAY				134		
400 U STATES				150		
		25505		431086		
MEATS PREPARED NOT CANNED	LB				2266	
100 U KINGDOM			330	169		
381 ALASKA			482	295		
400 U STATES				149101		
		25684	21043	178644		
		25684	21043	179456	149565	
PORK BARRELLED IN BRINE	LB				2267	
PORK DRY SALTED	LB				2268	
SAUSAGE	LB				2269	
381 ALASKA			292	136		
400 U STATES				26801		
		4565	2841	42631		
		4565	2841	42923	26937	
SOUPS SOUP PREPARATIONS N O P					2270	
100 U KINGDOM				16593		
304 ARGENTINA				6296		
327 FRANCE				486		
344 ITALY				576		
352 MEXICO				2900		
354 NETHRLNDS				18811		
362 PARAGUAY				7695		
376 SWITZRLND				66588		
400 U STATES				256155		
		46416		376100		
		54671				
MEAT PIES FROZEN	LB				2271	
400 U STATES				569747		
		171559	62568	1552233		
		171559	62568	1552233	569747	
COMPLETE DINNERS MEAT FROZEN	LB				2272	
100 U KINGDOM				2354		
400 U STATES				244092		
		95381	77803	327675		
		95381	77803	340275	246446	
BEEF CANNED N O P	LB				2273	
100 U KINGDOM				1430		
234 AUSTRALIA				362629		
304 ARGENTINA				36993		
318 DENMARK				5811		
354 NETHRLNDS				1993		
400 U STATES				11123		
		455846	94695	1797920		419979
CORNED BEEF CANNED	LB				2274	
100 U KINGDOM				286		
234 AUSTRALIA				1344722		
304 ARGENTINA				598740		
309 BRAZIL				42551		
327 FRANCE				4127		
386 URUGUAY				66967		
400 U STATES				911		
		1256916	443358	6783215	2058304	
MILK SKIM POWDERED	LB				2280	
234 AUSTRALIA				49952		
236 NEW ZEAL				184611		
400 U STATES				964		
				2976149	235527	
MILK AND CREAM FRESH	GAL				2281	
318 DENMARK				23934		
400 U STATES				30014		
		2476	6058	11482		
		1543	5692	7520		
		4019	11750	19002	53948	
BUTTER	LB				2282	
100 U KINGDOM				488		
381 ALASKA				368		
400 U STATES				539		
				2649	1395	
CASEIN	LB				2283	
234 AUSTRALIA				3960		
236 NEW ZEAL				2025		
304 ARGENTINA				303		
400 U STATES				15358		
		6548	1553	43489	21646	
		6769	1618	78270		
CHEESE	LB				2284	
100 U KINGDOM				10006		
236 NEW ZEAL				26020		
304 ARGENTINA				56157		
305 AUSTRIA				1330		
317 CZECHOS				325		
318 DENMARK				516485		
326 FINLAND				1110		
327 FRANCE				151030		
335 GERMANY W				19062		
336 GREECE				4027		
344 ITALY				559360		
354 NETHRLNDS				231466		
359 NORWAY				9398		
375 SWEDEN				980		
376 SWITZRLND				706089		
381 ALASKA				72		
388 YUGO SLAV				1728		
400 U STATES				389302		
		282383	106914	878881		389302
		894794	384127	5800124		2683947

IMPORTS INTO CANADA FOR CONSUMPTION

Articles and Countries from which Imported	MONTH OF SEPTEMBER 1956		NINE MONTHS ENDED SEPTEMBER 1956		Class Number	
	Quantities	Values (\$)	Quantities	Values (\$)		
MILK CONDENSED OR EVAPORATED 100 U KINGDOM 381 ALASKA 400 U STATES	LB		4698 618 36910 42226	649 102 8254 9005	2285	
MILK WHOLE POWDERED 100 U KINGDOM 354 NETHRLNDS 381 ALASKA 400 U STATES	LB	24640 802	6478 394	69440 1604 150 21398 92592	20082 764 69 13265 34180	2286
DRIED WHEY DRIED BUTTERMILK 400 U STATES	LB	27782	7577	154131 154131	13241 13241	2287
OLEIC ACID OR RED OIL 100 U KINGDOM 400 U STATES	LB			9503 114598 124101	2299 22771 25070	2288
STEARIC ACID 100 U KINGDOM 306 BELGIUM 400 U STATES	LB	80000	11592	109000 15680 423000 547680	15652 2307 70719 88678	2289
LARD OIL 400 U STATES	GAL	500	910	5257 5257	9836 9836	2291
NEATS FOOT OIL 400 U STATES	GAL			8501 8501	11841 11841	2292
ANIMAL OIL N O P 100 U KINGDOM 400 U STATES	GAL	2655	1608	5758 8434 14192	3614 11383 14997	2293
COD LIVER OIL 100 U KINGDOM 327 FRANCE 359 NORWAY 400 U STATES	GAL	1215 6224	1435 10780	59196 22 43879 396 103493	81281 112 72342 893 154628	2294
FISH OIL N O P 347 JAPAN 400 U STATES	GAL	2381 19469 21850	15248 18162 33410	23505 208146 231651	85232 202121 287353	2295
SEAL OIL WHALE AND SPERMACE TI OIL 100 U KINGDOM 400 U STATES	GAL			6460 17186 23646	9639 21437 31076	2296
HALIBUT LIVER OIL 400 U STATES			388		5259 5259	2297
FISH OIL CONCENTRATED 347 JAPAN 400 U STATES			4824 5495 10319		37579 8911 46490	2298
FISH OIL FOR FORTIFYING 100 U KINGDOM 347 JAPAN 354 NETHRLNDS 400 U STATES			854 2563 2620 6037		6249 102294 1820 32194 142557	2299
BEE SWAX 100 U KINGDOM 215 INDIA 216 PAKISTAN 228 LEW WIND 304 ARGENTINA 309 BRAZIL 312 CHILE 316 CUBA 320 DOM REP 325 ETHIOPIA 354 NETHRLNDS 400 U STATES	LB	11200	6522	600 17920 5628 200 18605 22031 17288 11821 19730 11057 6000 36221 33180	266 10287 2701 108 11408 13539 11673 7632 12959 7225 3918 149081 230797	2302
CANDLES N O P 100 U KINGDOM 318 DENMARK 335 GERMANY W 375 SWEDEN 400 U STATES	LB			566 320 3805 1497 98474 104662	493 192 1468 530 35735 38418	2303
GREASE AND DEGRAS 100 U KINGDOM 306 BELGIUM 335 GERMANY W 354 NETHRLNDS 389 IRELAND 400 U STATES	CWT	110 23	1074 265	1965 4 220 89 123 137039 139440	13138 66 2164 579 682 1869467 1086096	2304
LARD AND COMPOUNDS STEARINE 100 U KINGDOM 400 U STATES	LB	76596 1126385 1202981	12342 126350 138692	76596 6038634 6115230	12342 602023 614365	2307

IMPORTS INTO CANADA FOR CONSUMPTION

Articles and Countries from which Imported	MONTH OF SEPTEMBER 1956		NINE MONTHS ENDED SEPTEMBER 1956		Class Number
	Quantities	Values (\$)	Quantities	Values (\$)	
TALLOW 400 U STATES	LB		1268540	102156	2308
EGG ALBUMEN DRIED POWDERED ETC 100 U KINGDOM 313 CHINA 335 GERMANY W 400 U STATES	LB	5600 5811 3600 4752 5025 8635 14225 19198	1600 1661 17560 16653 5600 7392 72880 127000 97640 152706	102156	2315
EGG YOLK DRIED POWDERED ETC 313 CHINA 400 U STATES	LB		4000 2400 36526 2489 40526 4889		2316
EGGS WHOLE DRIED POWDERED ETC 313 CHINA 335 GERMANY W 400 U STATES	LB	40000 25920	72000 45993 5600 4704 1191 1307 78791 52004		2317
GELATINE INEDIBLE PHOTOGRAPHIC 400 U STATES	LB		98107 143799 98107 143799		2320
ANIMAL GLANDS FOR MEDICINE 400 U STATES		98		12582	2321
BLOOD ALBUMEN AND BLOOD DRIED 400 U STATES		98		12582	2324
EGGS IN THE SHELL 100 U KINGDOM 231 HONG KONG 365 POLAND 381 ALASKA 400 U STATES	DOZ	1126 761	18150 7043 28936 15573 300000 73309 1950 1429 2180623 1866749	1021 8489 1021 8489	2325
EGGS YOLK OR ALBUMEN FROZEN 231 HONG KONG 389 IRELAND 400 U STATES	LB	11200 11745 1800 1191 13000 12936	11200 11745 25776 5444 30845 17110 67821 34299		2326
GELATINE CAPSULES EMPTY 400 U STATES				29952 249138 29952 249138	2328
GELATINE EDIBLE 100 U KINGDOM 234 AUSTRALIA 306 BELGIUM 318 DENMARK 327 FRANCE 335 GERMANY W 354 NETHRLMS 400 U STATES	LB	103376 51522 57850 24417 2250 826 261 455 10050 4323 33568 23237 207355 104780	494916 233078 340930 141350 57897 24517 2240 1019 165275 60344 482 935 28695 11664 865333 549656 1955768 1022563		2329
GELATINE N O P 100 U KINGDOM 306 BELGIUM 400 U STATES	LB		36880 8671 132 60 16952 6223 53964 14954		2331
GLUE ANIMAL POWDERED OR SHEET 100 U KINGDOM 234 AUSTRALIA 306 BELGIUM 318 DENMARK 375 SWEDEN 400 U STATES	LB	234912 39286 28002 4596 221 60 2000 219 4422 611 132625 27134 263135 43942	1537712 263883 106402 17760 221 60 2000 219 4422 611 132625 27134 1783382 309667		2332
GLUE N O P 100 U KINGDOM 335 GERMANY W 376 SWITZRLND 400 U STATES	LB		80214 13762 80 124 3086 2627 136623 53581 220003 70094		2333
CATGUT WORMGUT UNMANUFACTURED					2335
GUT AND MANUFACTURES N O P 100 U KINGDOM 234 AUSTRALIA 327 FRANCE 335 GERMANY W 372 SPAIN 400 U STATES		864		5876 7078 244 244 182 182 155 155 1069 14445 1933 27980	2336
HONEY 100 U KINGDOM 316 CUBA 336 GREECE 354 NETHRLNDS 376 SWITZRLND 400 U STATES	LB	72 51 238 74 400851 63104 401161 63229	3443 2290 65888 10738 1320 393 714 214 529 134 1954626 312695 2026520 326464		2337
MANURES ANIMAL 400 U STATES	CWT	500 870 500 870	34289 56435 34289 56435		2338
MUSK IN PODS OR GRAINS 231 HONG KONG 400 U STATES	OZ	5 427 5 427	288 5909 5 427 293 6336		2339

IMPORTS INTO CANADA FOR CONSUMPTION

Articles and Countries from which Imported	MONTH OF SEPTEMBER 1956		NINE MONTHS ENDED SEPTEMBER 1956		Class Number
	Quantities	Values (\$)	Quantities	Values (\$)	
RENNET RAW AND PREPARED 400 U STATES	LB 17724	5409	173896	64566	2340
SAUSAGE CASINGS UNCLEANED 236 NEW ZEAL 400 U STATES	17724	5409	173896	64566	2341
SAUSAGE CASINGS CLEANED 100 U KINGDOM 234 AUSTRALIA 236 NEW ZEAL 335 GERMANY W 400 U STATES		27944 54719		114697 477725 3716843 5450	2342
TANKAGE 236 NEW ZEAL 400 U STATES	CWT		565 39499	5718 51686	2343
ANIMAL PRODUCTS N O P 100 U KINGDOM 215 INDIA 231 HONG KONG 327 FRANCE 335 GERMANY W 344 ITALY 347 JAPAN 352 MEXICO 354 NETHRLNDS 376 SWITZRLND 400 U STATES		118 1254 1456		6599 206 7317 3536 2265 1025 10511 109 8648 8648 924 197172	2344
HORSE MEAT AND OFFAL FOR FOXES 236 NEW ZEAL 347 JAPAN 400 U STATES	CWT		672 21205	6630 138729	2345
DOG FOOD AND PET STOCK FOOD 100 U KINGDOM 234 AUSTRALIA 306 BELGIUM 318 DENMARK 335 GERMANY W 354 NETHRLNDS 400 U STATES	10976 10976	63953 63953	54042 75919	391643 537002	2347
TARIFF 206 254 635 679 686 699 100 U KINGDOM 400 U STATES		18352 18352		150978 154064	2348
		172 172		105 2943 3048	

IMPORTS INTO CANADA FOR CONSUMPTION

Articles and Countries from which Imported	MONTH OF SEPTEMBER 1956		NINE MONTHS ENDED SEPTEMBER 1956		Class Number	
	Quantities	Values (\$)	Quantities	Values (\$)		
GROUP 3						
FIBRES TEXTILES AND PRODUCTS						
RAW COTTON						
215 INDIA			337426	75445	3001	
216 PAKISTAN			394301	86511		
323 EL SALVADOR			574599	197289		
337 GUATEMALA			53811	18940		
352 MEXICO	727258	204628	87038243	28041584		
358 NICARAGUA			1353529	436014		
363 PERU	4766	2148	641996	216722		
400 U STATES	10251010	2753999	44934582	13060671		
	10983034	2960775	135328487	42133176		
COTTON LINTERS N O P						
306 BELGIUM			1534227	60588	3002	
309 BRAZIL			220460	9777		
323 EL SALVADOR	164330	8726	950224	53556		
337 GUATEMALA			131595	9120		
352 MEXICO	47826	2601	887354	57082		
358 NICARAGUA	5774	334	552109	38169		
363 PERU			37532	4425		
400 U STATES	1279490	95321	10539939	759296		
	1497420	106982	14853440	992013		
COTTON LINTERS FOR PAPER						
BATTS BATTING WADDING COTTON						
100 U KINGDOM			318	197	3004	
215 INDIA			2000	699		
306 BELGIUM			3023	1951		
400 U STATES	83185	40595	654385	332309		
	83185	40595	659726	335156		
CARDED SLIVER COTTON FIBRES						
COTTON THREAD						
100 U KINGDOM			27915	62070	3009	
317 CZECHOSLOVAKIA			23047	23180		
344 ITALY			1754	3222		
354 NETHERLANDS	44	115	924	1225		
361 PANAMA			160	150		
376 SWITZERLAND			3992	8836		
400 U STATES	48893	72388	584946	811900		
	51169	77133	642738	910583		
COTTON YARNS SINGLES N O P						
100 U KINGDOM			129469	167543		3011
215 INDIA			2000	883		
400 U STATES	11788	12065	147200	156162		
	27204	33898	278669	324588		
YARNS SINGLES FOR KNIT GOODS						
100 U KINGDOM			11874	9970	3012	
215 INDIA			9009	5216		
231 HONG KONG			880	377		
400 U STATES	23927	17902	375308	312533		
	25681	18925	397071	328096		
COTTON YARNS N O P						
100 U KINGDOM			63621	71413	3013	
327 FRANCE			88	105		
335 GERMANY			532	1232		
354 NETHERLANDS			75	165		
400 U STATES	137849	114542	1214754	1086483		
	149427	124295	1279070	1159398		
CROCHET KNITTING COTTON N O P						
100 U KINGDOM			796	4131	3014	
306 BELGIUM			39	86		
327 FRANCE	373	1592	8305	36744		
354 NETHERLANDS			232	218		
400 U STATES	4919	6691	70115	118345		
	5292	8283	79487	159524		
CORDS AND TWINE COTTON N O P						
100 U KINGDOM			93636	46877	3015	
215 INDIA			300	161		
400 U STATES	61011	40556	304168	291231		
	83694	49656	398104	338269		
COTTON YARNS TINSEL THREAD						
100 U KINGDOM			555	973	3017	
327 FRANCE			339	1177		
400 U STATES	10950	26904	52908	142758		
	10950	26904	53802	144908		
MERCERIZED YARNS 40 AND FINER						
100 U KINGDOM			51543	90715	3018	
400 U STATES	5250	9622	8426	15312		
	1139	2072	59969	106027		
COTTON YARNS HANKS FOR THREAD						
100 U KINGDOM			947915	1478675	3019	
322 EGYPT			4964	3811		
400 U STATES	11672	16415	175018	226170		
	114751	165673	1127897	1708656		
COTTON YARN 2 PLY 80 AND FINER						
100 U KINGDOM			12648	33350	3020	
400 U STATES			276	262		
			12924	33612		
COTTON YARN SINGLES FOR THREAD						
100 U KINGDOM			1368740	1590435	3021	
	174423	211806				

IMPORTS INTO CANADA FOR CONSUMPTION

Articles and Countries from which Imported	MONTH OF SEPTEMBER 1956		NINE MONTHS ENDED SEPTEMBER 1956		Class Number
	Quantities	Values (\$)	Quantities	Values (\$)	
400 U STATES			100	176	
COTTON YARN TO BE MERCERIZED	174423	211806	1368840	1590611	3022
100 U KINGDOM	LB 5724	11213	172922	278993	
400 U STATES	5040	4220	44239	46805	
COTTON YARNS SINGLES 20 TO 40	10764	15433	217161	325798	3023
100 U KINGDOM	LB 46882	47548	449447	428620	
COLOURED COT FAB NOP OVER 80 C	46882	47548	449447	428620	3026
100 U KINGDOM	LB 38516	67524	555302	1102636	
215 INDIA	2372	2073	45766	44973	
231 HONG KONG			3694	3125	
234 AUSTRALIA			150	914	
305 AUSTRIA	1682	3076	9542	17110	
306 BELGIUM	22608	23353	488994	470218	
317 CZECHOS	11398	11122	259261	282028	
318 DENMARK	192	528	5452	12367	
327 FRANCE	463	1216	34519	94678	
335 GERMANY W	19122	39129	334624	663640	
344 ITALY	7713	21957	33079	90864	
347 JAPAN	91480	110003	1225458	1460464	
352 MEXICO			153	504	
354 NETHRLNDS	77055	116055	756342	1178299	
365 POLAND			40743	43873	
372 SPAIN			1008	3669	
375 SWEDEN			5850	8763	
376 SWITZRLND	2050	8869	32735	125045	
383 HAWAII			2537	6335	
400 U STATES	977435	1330785	14476787	21651129	
COLORED COT FAB NOP 50 TO 80 C	1252086	1735690	18311996	27260634	3027
100 U KINGDOM	LB 61836	35561	30524	19274	
215 INDIA	29868	23113	786702	453551	
306 BELGIUM	18011	13968	87866	65816	
317 CZECHOS			103387	76718	
335 GERMANY W			20427	14591	
344 ITALY	9757	6300	23813	15040	
347 JAPAN	1554	1010	265614	189973	
354 NETHRLNDS	2496	1892	6502	4935	
365 POLAND	5412	3075	11379	6610	
400 U STATES	93717	62221	670590	462895	
COLORED COT FAB NOP UNDER 50 C	222651	147140	2006804	1369403	3028
100 U KINGDOM	LB 61390	28352	8704	3355	
215 INDIA			505513	231795	
335 GERMANY W			630	296	
347 JAPAN	802	316	802	316	
365 POLAND			10004	4651	
400 U STATES	1018	391	61257	24847	
COTTON DENIMS	63210	29059	586910	265260	3029
100 U KINGDOM	LB 3339	1888	4715	7382	
215 INDIA	491	314	17661	9559	
231 HONG KONG	108328	75711	491	314	
400 U STATES	112158	77913	1148897	847244	
HANDKERCHIEF COTTON BLEACHED			1171764	864499	3030
100 U KINGDOM	LB 1646	2751	15962	25647	
347 JAPAN			69268	69704	
COTTON FABRIC NOT BLEACHED NOP	1646	2751	85230	95351	3031
100 U KINGDOM	LB 1118	2434	55445	75775	
215 INDIA	86369	40289	2295799	1035043	
224 JAMAICA	24266	15663	270435	172132	
231 HONG KONG			1560	971	
305 AUSTRIA	2409	1941	20200	16704	
306 BELGIUM	2394	1379	12484	9031	
317 CZECHOS			5370	4169	
327 FRANCE			11840	7639	
335 GERMANY W			5285	4516	
347 JAPAN	19932	14985	395478	276949	
354 NETHRLNDS	8508	5677	45455	30992	
365 POLAND			2972	1589	
376 SWITZRLND			929	873	
400 U STATES	562848	391978	7031152	5196464	
CANTON FLANNELS NOT COLOURED	707844	474346	10154404	6832847	3032
100 U KINGDOM	LB 4280	8904	53097	93924	
215 INDIA	2418	1495	66116	43285	
306 BELGIUM	7727	3852	59018	28973	
335 GERMANY W			1961	1935	
347 JAPAN	28078	26003	457138	432119	
354 NETHRLNDS	1404	1021	10997	7835	
365 POLAND	7482	5918	258034	164865	
376 SWITZRLND			1442	4197	
400 U STATES	42460	56555	616255	788031	
TOWELLING IN THE WEB	93849	103748	1524058	1565164	3033
100 U KINGDOM	LB 240	214	1117	1436	
215 INDIA	1343	970	6515	4270	
335 GERMANY W			231	194	
400 U STATES	5129	5039	47863	45393	
VOILES SCRIMS NOT COLOURED	6712	6223	55726	51293	3034
100 U KINGDOM	LB 3954	6955	18313	32858	

IMPORTS INTO CANADA FOR CONSUMPTION

Articles and Countries from which Imported	MONTH OF SEPTEMBER 1956		NINE MONTHS ENDED SEPTEMBER 1956		Class Number
	Quantities	Values (\$)	Quantities	Values (\$)	
215 INDIA			1863	1425	
305 AUSTRIA			253	774	
327 FRANCE			162	790	
347 JAPAN	4583	4420	74222	80947	
354 NETHRLNDS	3865	2876	20981	15194	
365 POLAND			28979	23819	
376 SWITZRLND	1588	6116	7962	33000	
400 U STATES	52072	51078	370149	404073	
	66062	71445	522884	592880	
COTTON FABRICS BLEACHED M O P	LB				3035
100 U KINGDOM	5465	6815	55181	81527	
215 INDIA			5821	3113	
306 BELGIUM	321	223	1632	1178	
335 GERMANY W	388	444	6336	7684	
347 JAPAN	295	314	4569	3766	
354 NETHRLNDS	1340	1003	9231	7605	
365 POLAND	2390	1447	6290	3851	
376 SWITZRLND	82	290	537	2540	
400 U STATES	24283	33164	341292	419805	
	34564	43700	430889	531069	
COTTON CHEESECLOTH AND GAUZE	LB				3036
100 U KINGDOM	1991	1909	46318	59947	
215 INDIA			400	515	
335 GERMANY W			7544	8978	
347 JAPAN			2600	2043	
400 U STATES	235209	207501	2669239	2432628	
	237200	209410	2726101	2504111	
POPLIN BLEACHED NOT COLOURED	LB				3037
100 U KINGDOM	5364	10943	14439	30513	
317 CZECHO S			2085	1721	
335 GERMANY W			1449	4863	
347 JAPAN	7829	8198	121568	120860	
354 NETHRLNDS			2581	4275	
376 SWITZRLND	112	599	186	848	
400 U STATES	32353	33940	99766	108502	
	45658	53680	242074	271582	
COTTON FABRICS COUNT 100	LB				3039
100 U KINGDOM	58082	191133	409349	1376298	
327 FRANCE			450	1102	
376 SWITZRLND			305	999	
400 U STATES			1040	3895	
	58082	191133	411144	1382294	
COTTON FABRICS CUT PILE M O P	LB				3040
100 U KINGDOM	131	292	1298	3529	
306 BELGIUM	68	83	68	83	
327 FRANCE			500	426	
335 GERMANY W	1826	3824	29782	66405	
344 ITALY	551	1128	1089	2142	
400 U STATES	3651	5996	36456	64382	
	6227	11323	69193	136967	
COTTON FABRIC FOR TYPE RIBBON	LB				3041
100 U KINGDOM	8813	35304	90121	342561	
354 NETHRLNDS			483	1303	
400 U STATES	238	3127	3874	38568	
	9051	38431	94478	382432	
COTTON FABRIC BILLIARD CLOTH	LB				3042
SAILCLOTH EGYPTIAN COTTON	LB				3043
100 U KINGDOM	92	218	3914	9852	
400 U STATES			136	416	
	92	218	4050	10268	
FILTER CLOTH FOR MINING	LB				3044
100 U KINGDOM	353	513	1066	1552	
400 U STATES			1194	995	
	353	513	2260	2547	
COTTON FABRIC KNITTED	LB				3045
100 U KINGDOM	11212	13479	170156	203701	
400 U STATES	38425	58690	445548	686802	
	49637	72169	615704	890503	
COTTON SHADOW CRETONNES	LB				3046
100 U KINGDOM	183	225	346	480	
400 U STATES			1940	1869	
	183	225	2286	2349	
COTTON GABARDINES	LB				3047
100 U KINGDOM	7504	15452	49593	150389	
400 U STATES			12756	18398	
	7504	15452	62349	168787	
COTTON FABRICS 80 TO 99 COUNT	LB				3048
100 U KINGDOM	2467	8696	27748	93744	
400 U STATES			4861	3824	
	2467	8696	32609	97568	
COTTON FABRICS CUT WEFT PILE	LB				3049
100 U KINGDOM	25495	71302	137110	338760	
306 BELGIUM	399	490	935	1647	
317 CZECHO S	13512	13414	13644	13553	
327 FRANCE			618	2256	
335 GERMANY W	160	438	204	520	
344 ITALY	1070	2964	3506	8808	
347 JAPAN	67959	100661	411791	563087	
354 NETHRLNDS			267	855	
400 U STATES	30882	48188	489611	670292	
	139477	237457	1057686	1599778	
COTTON FABRICS FOR BOOK COVERS	LB				3050
100 U KINGDOM	3404	3366	86396	87961	
335 GERMANY W			289	262	
400 U STATES	1881	2258	65240	69782	
	5285	5624	151925	158005	

IMPORTS INTO CANADA FOR CONSUMPTION

Articles and Countries from which Imported	MONTH OF SEPTEMBER 1956		NINE MONTHS ENDED SEPTEMBER 1956		Class Number
	Quantities	Values (\$)	Quantities	Values (\$)	
LACE NOT COLOURED FOR CLOTHING	LB				3051
100 U KINGDOM	701	2455	4203	15894	
305 AUSTRIA	6782	21340	146429	504293	
306 BELGIUM	5	240	2750	8967	
327 FRANCE	727	3888	13154	65579	
335 GERMANY W	25	125	943	3423	
344 ITALY	4	91	203	1146	
347 JAPAN	65	95	68767	84940	
354 NETHRLNDS			379	856	
376 SWITZRLND	3364	7760	45663	127002	
390 GERMANY E			9153	23008	
400 U STATES	2519	15261	66879	371049	
	14192	51255	358523	1206157	
LACE COLOURED FOR CLOTHING	LB				3052
100 U KINGDOM			128	570	
305 AUSTRIA	174	886	217	1463	
327 FRANCE	267	1666	1750	12966	
335 GERMANY W			315	1072	
344 ITALY	9	274	27	1088	
354 NETHRLNDS			134	140	
376 SWITZRLND	31	165	368	4448	
400 U STATES	1167	7414	12472	74470	
	1648	10405	15411	96217	
EMBROIDERIES COTTON N O P	LB				3053
100 U KINGDOM	504	1100	2984	8526	
215 INDIA			120	749	
231 HONG KONG			139	635	
305 AUSTRIA			3707	17487	
327 FRANCE	4	126	97	718	
335 GERMANY W			35	399	
340 HUNGARY			1	123	
344 ITALY			18	309	
354 NETHRLNDS			1263	5753	
367 AZORES			291	337	
376 SWITZRLND	117	984	3925	36213	
400 U STATES	198	587	3530	15260	
	823	2797	16110	86509	
LACE BOBBINET NETS COTTON N O P	LB				3054
100 U KINGDOM	710	1603	19447	48510	
215 INDIA	199	998	1607	9661	
231 HONG KONG	240	581	2183	6595	
305 AUSTRIA			500	3127	
306 BELGIUM	17	259	224	1636	
327 FRANCE	76	510	921	6257	
335 GERMANY W			624	2297	
344 ITALY	15	361	73	1184	
347 JAPAN			710	561	
354 NETHRLNDS			123	611	
376 SWITZRLND	119	639	411	4181	
400 U STATES	331	1211	8026	25381	
	1707	6162	34849	110001	
WHITE COTTON BOBBINET PLAIN	YD				3055
100 U KINGDOM	1872	984	52269	18295	
	1872	984	52269	18295	
STOCKINGS COTTON WOMENS CHILOS	DZ PR				3062
100 U KINGDOM	5710	21974	71208	216395	
327 FRANCE			4	53	
347 JAPAN	25	126	185	231	
372 SPAIN	814	3371	8309	33829	
400 U STATES	2862	9931	69881	202909	
	9411	35402	149587	453417	
STOCKINGS COTTON MENS BOYS	DZ PR				3063
100 U KINGDOM	523	2330	12834	35120	
231 HONG KONG			100	194	
327 FRANCE			21	267	
347 JAPAN	25	127	25	127	
354 NETHRLNDS			174	270	
400 U STATES	4417	17910	69761	250113	
	4965	20367	82915	286091	
GLOVES COTTON	DZ PR				3064
100 U KINGDOM	2274	20374	21511	176886	
231 HONG KONG	4342	14096	21317	57389	
232 MALTA	96	545	291	1650	
305 AUSTRIA	4	112	56	446	
317 CZECHO S	160	599	25526	101792	
327 FRANCE	591	5741	2054	25369	
335 GERMANY W	5879	40284	29271	193195	
344 ITALY	1805	11336	9770	56409	
347 JAPAN	3520	13775	42813	147205	
354 NETHRLNDS			50	90	
390 GERMANY E	50	267	50	267	
400 U STATES	2398	12428	26610	133505	
	21119	119557	179319	894203	
SHIRTS COTTON NOT KNITTED	LB				3066
100 U KINGDOM	568	2853	9073	44848	
215 INDIA			590	396	
231 HONG KONG	6280	5998	26450	23475	
305 AUSTRIA	155	565	2591	5505	
327 FRANCE			48	370	
344 ITALY	83	464	1568	9324	
347 JAPAN	262881	264238	976283	1107752	
352 MEXICO			74	239	
354 NETHRLNDS			425	557	
365 POLAND	13228	7701	30352	26403	
376 SWITZRLND			4223	26639	
383 HAWAII			258	1020	

IMPORTS INTO CANADA FOR CONSUMPTION

Articles and Countries from which Imported	MONTH OF SEPTEMBER 1956		NINE MONTHS ENDED SEPTEMBER 1956		Class Number
	Quantities	Values (\$)	Quantities	Values (\$)	
400 U STATES	30846	67390	234062	555362	
UNDERWEAR COTTON KNITTED	314041	349209	1285997	1801890	3067
100 U KINGDOM	17620	32358	122922	243601	
215 INDIA			6890	5397	
231 HONG KONG	310	310	310	310	
306 BELGIUM			378	688	
335 GERMANY W			468	1191	
347 JAPAN			24396	27373	
354 NETHRLNDS	890	1052	8623	16125	
376 SWITZRLND	11	83	175	1037	
400 U STATES	3995	8109	52280	112282	
COTTON CLOTHING N O P WOVEN	22826	41912	216442	408004	3068
100 U KINGDOM	5601	19156	39830	146801	
224 JAMAICA			46	310	
231 HONG KONG			1875	3210	
305 AUSTRIA	90	896	1969	12503	
306 BELGIUM	2169	3562	2980	6465	
313 CHINA	220	343	636	1058	
322 EGYPT			13	272	
327 FRANCE	38	430	1004	9614	
329 INDOCHINA			20	75	
335 GERMANY W	539	3212	3294	17413	
337 GUATEMALA			40	58	
340 HUNGARY			236	1574	
344 ITALY	357	2926	7118	45839	
347 JAPAN	157120	197002	994052	1347868	
352 MEXICO	68	292	1302	3798	
354 NETHRLNDS			6040	11840	
360 ISRAEL	22	116	2577	8359	
365 POLAND			1300	2722	
367 AZORES	8	59	510	2796	
375 SWEDEN			886	4899	
376 SWITZRLND	314	1987	5199	47616	
383 HAWAII			2172	16069	
384 P RICO			168	916	
400 U STATES	42376	107576	519333	1366668	
DRESSES WVN COTT WOMENS CHLDNS	208922	337557	1592600	3058743	3069
100 U KINGDOM	34	543	2756	29940	
306 BELGIUM	47	187	66	268	
327 FRANCE	352	1456	738	5432	
335 GERMANY W	10	166	47	616	
340 HUNGARY			180	491	
344 ITALY	269	1377	1338	6879	
347 JAPAN			46289	74170	
352 MEXICO			87	530	
354 NETHRLNDS			78	665	
367 AZORES			72	335	
375 SWEDEN			51	497	
376 SWITZRLND	93	461	585	8330	
383 HAWAII			2808	19550	
400 U STATES	10840	32123	351197	1137861	
SMOCKS OVRALLS WVN COTT MENS	11645	36313	406292	1285564	3070
100 U KINGDOM	132	171	132	171	
347 JAPAN	1361	1225	18704	21597	
354 NETHRLNDS			2043	2572	
400 U STATES	12057	19401	162953	262796	
RAINCOATS WATERPROOFED COTTON	13550	20797	183832	287136	3071
100 U KINGDOM	2480	19336	13192	126643	
306 BELGIUM			31	329	
318 DENMARK			15	171	
335 GERMANY W	1888	13825	12624	75122	
344 ITALY	23	329	37	714	
359 NORWAY			2534	19685	
360 ISRAEL	266	1746	516	3521	
376 SWITZRLND			237	2907	
400 U STATES	2384	7362	14944	54721	
CLTHG MOP COTT KNIT INFTS CHLD	7041	42598	44130	283883	3072
100 U KINGDOM	1675	4296	30801	74497	
231 HONG KONG			250	313	
306 BELGIUM	144	595	1395	5282	
327 FRANCE			20	269	
335 GERMANY W	409	1260	3418	11776	
344 ITALY			134	1064	
347 JAPAN	3076	3637	99805	116627	
354 NETHRLNDS	1538	1341	4695	15011	
376 SWITZRLND			13	119	
400 U STATES	8350	21444	48252	143426	
CLTHG MOP COTT KNIT WOMNS GRLS	15192	32573	188783	368384	3073
100 U KINGDOM	2650	7639	31184	90687	
305 AUSTRIA	40	403	40	403	
306 BELGIUM	15	78	196	588	
327 FRANCE			32	185	
335 GERMANY W			39	280	
344 ITALY	56	668	1449	9877	
347 JAPAN	732	848	12596	16566	
354 NETHRLNDS			584	1345	
360 ISRAEL			85	706	
376 SWITZRLND			1253	8423	
400 U STATES	3086	9372	39571	126331	
	6579	19008	87029	255391	

IMPORTS INTO CANADA FOR CONSUMPTION

Articles and Countries from which Imported	MONTH OF SEPTEMBER 1956		NINE MONTHS ENDED SEPTEMBER 1956		Class Number
	Quantities	Values (\$)	Quantities	Values (\$)	
CLTHG MOP COTT KNIT MENS BOYS	LB				3074
100 U KINGDOM	2280	4512	58679	127149	
215 INDIA	6189	4362	6189	4362	
231 HONG KONG			2036	1389	
305 AUSTRIA			95	349	
327 FRANCE			2290	7980	
335 GERMANY W			1187	2421	
344 ITALY			402	3227	
347 JAPAN	13354	13985	386653	412244	
354 NETHRLNDS			5279	9062	
376 SWITZRLND	21	330	1178	6810	
389 IRELAND			746	1451	
400 U STATES	5997	17688	64627	169691	
	27841	40877	529361	746135	
BAGS COTTON	LB				3082
400 U STATES	2150	2634	33381	31484	
	2150	2634	33381	31484	
BELTING OF COTTON	LB				3083
100 U KINGDOM	2426	2564	27268	31811	
347 JAPAN			51	125	
400 U STATES	12550	26603	98317	201995	
	14976	29167	125636	233931	
BLANKETS OF COTTON	LB				3084
100 U KINGDOM	10267	9512	35998	33515	
215 INDIA			60	72	
306 BELGIUM	46522	34854	444671	329097	
335 GERMANY W	1559	1093	103838	72722	
347 JAPAN			57467	22523	
352 MEXICO	155	135	155	135	
354 NETHRLNDS	4723	1438	38294	16926	
400 U STATES	7413	8774	191771	199924	
	70639	55806	872254	674914	
TAPE AND WEBBING HOOK AND EYE	LB				3085
100 U KINGDOM			40	59	
400 U STATES	190	446	4823	9921	
	190	446	4823	9980	
BRAIDED WICK FOR CANDLES					3086
100 U KINGDOM				2434	
400 U STATES		3251		23505	
		3251		25939	
CURTAINS COTTON M O P	LB				3087
100 U KINGDOM	87	277	2383	6247	
306 BELGIUM			120	1128	
376 SWITZRLND			107	1497	
400 U STATES	5440	11504	71604	136853	
	5527	11781	74214	145725	
TABLE AND TRAY CLOTHS COTTON	LB				3088
100 U KINGDOM	11285	22605	90455	188441	
215 INDIA			220	896	
216 PAKISTAN			55	987	
231 HONG KONG	3809	8447	32127	75735	
305 AUSTRIA			72	421	
306 BELGIUM	185	816	2516	6144	
313 CHINA	2191	4353	63995	139696	
317 CZECHO S			467	506	
327 FRANCE	22	475	1165	4202	
335 GERMANY W	1330	1571	3333	5232	
344 ITALY	21	70	124	422	
347 JAPAN	20629	20196	83596	94168	
352 MEXICO			436	900	
354 NETHRLNDS	7351	9840	36317	55636	
367 AZORES			513	3660	
373 CANARY IS			202	459	
375 SWEDEN			52	97	
376 SWITZRLND	63	1442	2382	16040	
400 U STATES	8737	13418	72041	120743	
	55623	83233	390068	714385	
DUCK SEAMLESS COTTON FOR HOSE	LB				3089
400 U STATES			477	681	
			477	681	
FRINGES AND TASSELS COTTON	LB				3090
400 U STATES	68	110	666	1408	
	68	110	666	1408	
HANDKERCHIEFS COTTON	LB				3091
100 U KINGDOM	22139	63316	148262	412230	
231 HONG KONG	91	562	256	2324	
305 AUSTRIA	421	1854	1045	4663	
306 BELGIUM			106	706	
317 CZECHO S	273	703	4820	10875	
327 FRANCE			59	1358	
335 GERMANY W	75	207	350	1334	
347 JAPAN	13554	15106	96648	109421	
354 NETHRLNDS	617	1016	1478	2766	
367 AZORES			9	110	
376 SWITZRLND	3429	29549	18102	183572	
400 U STATES	2212	7664	27768	74458	
	42811	119977	298903	803817	
LADDER TAPES FOR BLINDS	LB				3092
100 U KINGDOM	613	963	3701	6090	
400 U STATES	340	512	2270	2806	
	953	1475	5971	8896	
WANTLE STOCKING FOR GAS LIGHT					3093
400 U STATES				963	
				963	

IMPORTS INTO CANADA FOR CONSUMPTION

Articles and Countries from which Imported	MONTH OF SEPTEMBER 1956		NINE MONTHS ENDED SEPTEMBER 1956		Class Number	
	Quantities	Values (\$)	Quantities	Values (\$)		
QUILTS COUNTERPANES COTTON						
100 U KINGDOM	LB 2927	4459	14324	22485	3094	
215 INDIA	130	178	9133	9700		
231 HONG KONG	12	52	2226	619		
306 BELGIUM			1929	1527		
326 FINLAND			84	480		
335 GERMANY W			33	86		
344 ITALY			356	450		
354 NETHRLNDS			7823	9217		
372 SPAIN			525	448		
400 U STATES	73819	96598	723455	912724		
	76888	101287	757888	957736		
SHEETS COTTON						
100 U KINGDOM	LB 63	259	12792	19573	3095	
306 BELGIUM	3125	2342	7841	6824		
335 GERMANY W			75	114		
347 JAPAN	6896	4848	22225	15859		
354 NETHRLNDS	296	438	2184	2078		
367 AZORES	53	154	332	1149		
376 SWITZRLND	51	317	51	317		
381 ALASKA			753	312		
400 U STATES	68948	79399	740934	829201		
	79432	87757	787187	875427		
TOWELS COTTON						
100 U KINGDOM	LB 2821	3233	23882	26308	3096	
215 INDIA	380	200	22383	14978		
231 HONG KONG	50	59	51495	31961		
305 AUSTRIA			427	1103		
306 BELGIUM			1713	2443		
317 CZECHOS	4243	3590	41031	34885		
335 GERMANY W			35	150		
347 JAPAN	10790	8955	132291	108452		
354 NETHRLNDS	840	1091	7954	9516		
365 POLAND			2833	2475		
367 AZORES			216	1194		
400 U STATES	321993	288641	2395694	2335536		
	341117	305769	2679954	2569001		
COTTON MANUFACTURES N O P						
100 U KINGDOM	LB 9647	13362	164453	199413		3097
215 INDIA			1734	1237		
231 HONG KONG	50	119	2634	5344		
234 AUSTRALIA			16	155		
305 AUSTRIA			71	564		
306 BELGIUM	43	73	14604	16722		
313 CHINA			1744	3836		
318 DENMARK	60	442	655	3881		
327 FRANCE	471	838	2584	7443		
335 GERMANY W	514	1167	7159	11881		
344 ITALY	7329	1915	17819	4763		
347 JAPAN	2309	1645	25978	23940		
352 MEXICO	151	194	151	194		
354 NETHRLNDS	677	865	9606	14861		
361 PANAMA			30	214		
367 AZORES			74	543		
376 SWITZRLND	116	610	1496	8057		
381 ALASKA			226	61		
390 GERMANY E			426	719		
400 U STATES	87110	117232	911460	1214075		
	108477	138462	1162920	1517903		
WASH CLOTHS BATH MATS COTTON						
100 U KINGDOM	LB		791	1134	3098	
231 HONG KONG			3046	2347		
306 BELGIUM			82	126		
335 GERMANY W	105	253	174	414		
344 ITALY			55	56		
347 JAPAN			50494	11239		
400 U STATES	12289	16666	420464	517146		
	12394	16919	475106	532462		
PILLOW CASES COTTON						
100 U KINGDOM	LB 1589	2774	37012	61999		3100
231 HONG KDNG	5025	8330	25572	46537		
313 CHINA	1490	1979	53013	66031		
335 GERMANY W			195	259		
347 JAPAN	47996	44093	373987	340824		
354 NETHRLNDS			169	193		
367 AZORES	335	1056	7132	26078		
373 CANARY IS			568	1467		
376 SWITZRLNO	8	151	217	987		
400 U STATES	17265	18744	159622	181418		
	73708	77127	657487	725793		
FLAX FIBRE AND TOW						
400 U STATES	CWT 20	1075	743	26584	3111	
	20	1075	743	26584		
HEMP DRESSED OR UNDRESSED						
400 U STATES	CWT 331	8912	375	9684	3112	
	331	8912	375	9684		
JUTE AND JUTE BUTTS						
100 U KINGDOM	CWT		124	1439	3113	
216 PAKISTAN	2749	31456	70127	787563		
354 NETHRLNDS	22	549	32	836		
400 U STATES	780	5448	1418	12293		
	3551	37453	71701	802131		
OAKUM OF FLAX HEMP OR JUTE						
100 U KINGDOM	CWT 22	475	886	12029	3114	

IMPORTS INTO CANADA FOR CONSUMPTION

Articles and Countries from which Imported	MONTH OF SEPTEMBER 1956		NINE MONTHS ENDED SEPTEMBER 1956		Class Number
	Quantities	Values (\$)	Quantities	Values (\$)	
354 NETHRLNDS	994	9352	4182	37786	
359 NORWAY			25	486	
400 U STATES	2283	41736	15471	275948	
	3299	51563	20564	326249	
BATTS WADDING VEGETABLE FIBRES	LB				3115
306 BELGIUM			9660	5020	
400 U STATES	2000	346	2530	794	
	2000	346	12190	5814	
YARNS JUTE SINGLES N O P	LB				3121
100 U KINGDOM	58128	9994	684652	116761	
215 INDIA	9539	1672	201339	35710	
400 U STATES			11623	2719	
	67667	11666	897614	155190	
YARNS VEGETABLE FIBRE SINGLES	LB				3122
100 U KINGDOM	105	84	45272	10321	
335 GERMANY W			5851	1153	
344 ITALY			153630	57130	
352 MEXICO			10025	1083	
400 U STATES	359	438	3239	3057	
	464	522	218017	72744	
YARNS CORDS TWINE OF JUTE N O P	LB				3123
100 U KINGDOM	60383	14736	303306	75938	
306 BELGIUM			17183	4086	
400 U STATES			1713	890	
	60383	14736	322202	80914	
YARNS CORDS TWINE VEG FIB N O P	LB				3124
100 U KINGDOM	30630	8598	336432	114704	
215 INDIA			1214	543	
231 HONG KONG			400	108	
306 BELGIUM	10765	2168	63810	11082	
318 DENMARK	1000	168	17875	5541	
335 GERMANY W	221	253	20283	6582	
344 ITALY	1950	1026	7077	4341	
347 JAPAN			855	156	
352 MEXICO	75392	13953	512251	66066	
354 NETHRLNDS	40789	6672	55473	9076	
366 PORTUGAL			4338	660	
389 IRELAND	5878	1063	9751	1706	
400 U STATES	1856	1266	38508	38945	
	168481	35167	1068267	259510	
LINEN THREAD FOR SEWING	LB				3125
100 U KINGDOM	13515	28241	217954	436134	
306 BELGIUM			992	664	
327 FRANCE			198	282	
360 ISRAEL			300	433	
376 SWITZRLND	272	475	272	475	
389 IRELAND			2498	1322	
400 U STATES	292	633	2594	5789	
	14079	29349	224808	445099	
YARNS VEG FIBRE FOR WEAVING	LB				3126
100 U KINGDOM	27529	13766	615715	250691	
215 INDIA			559846	113203	
306 BELGIUM	3151	1146	18288	6677	
318 DENMARK	5000	3375	29000	22325	
344 ITALY	4538	3199	4538	3199	
354 NETHRLNDS	4679	1708	15010	5605	
389 IRELAND			10034	1788	
400 U STATES	13694	4678	379967	113589	
	58591	27872	1632398	517077	
CANVAS TWINE OF FLAX FOR SAILS				4742	3131
100 U KINGDOM				4742	
FABRICS CHIEFLY FLAX OR HEMP	LB				3132
100 U KINGDOM	33449	44242	470923	629851	
306 BELGIUM			1263	1993	
317 CZECHO S	619	599	4450	4233	
318 DENMARK			2813	3254	
327 FRANCE			29	69	
335 GERMANY W			296	164	
344 ITALY	2512	10117	3827	14577	
365 POLAND			2710	1922	
375 SWEDEN			885	1657	
376 SWITZRLND	40	95	674	1464	
400 U STATES	755	5834	13034	41811	
	37375	60887	560904	700995	
FABRICS JUTE UNBLEACHED N O P	YD				3134
100 U KINGDOM	38372	8538	275878	65317	
215 INDIA	11035500	797956	91125014	6938895	
216 PAKISTAN			750000	61752	
306 BELGIUM	300	313	116492	24148	
327 FRANCE	5000	781	580000	96139	
347 JAPAN			710000	50908	
354 NETHRLNDS	82146	19619	220765	32386	
400 U STATES	146992	23030	2220107	325015	
	11308310	850237	95998256	7594560	
FABRICS OF JUTE N O P	YD				3135
100 U KINGDOM	2071	750	45726	13909	
400 U STATES	2281	636	12666	4330	
	4352	1386	58392	18239	
FABRIC JUTE 12IMS WIDE OR LESS	LB				3136
215 INDIA	23670	4460	251050	39925	
400 U STATES			420	192	
	23670	4460	251470	40117	
FAB VEG FIB 12IMS WIDE OR LESS	LB				3137
100 U KINGDOM	19260	27567	192705	279622	
306 BELGIUM			2987	3922	

IMPORTS INTO CANADA FOR CONSUMPTION

Articles and Countries from which Imported	MONTH OF SEPTEMBER 1956		NINE MONTHS ENDED SEPTEMBER 1956		Class Number	
	Quantities	Values (\$)	Quantities	Values (\$)		
327 FRANCE	386	744	1230	3517		
335 GERMANY W	40	268	1172	1878		
347 JAPAN	9250	6746	59584	36170		
354 NETHRLNDS			930	1839		
400 U STATES	27341	38712	263000	364647		
FABRICS VEGETABLE FIBRE N O P	56277	74037	521608	691595	3138	
100 U KINGDOM	1756	778	60315	32813		
306 BELGIUM	5000	1448	12090	3353		
317 CZECHO S	6862	2317	6862	2317		
327 FRANCE	180	561	216	627		
344 ITALY			76	306		
354 NETHRLNDS			9648	3400		
376 SWITZRLND			33	72		
400 U STATES	4283	4964	26000	30587		
	18081	10068	115240	73475		
TOWELLING TABLE CLOTHS IN WEB	LB					3139
100 U KINGDOM	8648	10191	83260	104923		
306 BELGIUM	273	329	1502	1837		
317 CZECHO S	6058	4459	45206	36243		
327 FRANCE			22	143		
344 ITALY			560	2280		
365 POLAND	8795	5721	27342	20390		
376 SWITZRLND	623	770	660	909		
400 U STATES	291	560	18269	17950		
	24688	22030	176821	184675		
WOVEN DRESS LINENS	LB					3140
100 U KINGDOM			848	1450		
			848	1450		
CLOTHING VEGETABLE FIBRES NOP	LB				3162	
100 U KINGDOM	1896	3076	16469	52513		
231 HONG KONG	56	281	530	1073		
305 AUSTRIA			9	136		
327 FRANCE			123	1035		
335 GERMANY W	296	507	296	507		
338 HAITI			50	179		
344 ITALY	32	543	149	1534		
347 JAPAN	2390	2923	9168	12080		
360 ISRAEL			469	1405		
376 SWITZRLND	48	179	135	1438		
400 U STATES	2753	7656	35224	118200		
	7471	15165	62622	190100		
BAGS OF HEMP LINEN JUTE SISAL	LB					3171
100 U KINGDOM			133	93		
215 INDIA			68110	6934		
306 BELGIUM			1075845	196701		
344 ITALY			398	213		
400 U STATES	143918	28729	430343	92674		
	143918	28729	1574829	296615		
CARPETING RUGS HEMP JUTE SISAL					3172	
100 U KINGDOM		12344		161576		
215 INDIA		4193		11737		
231 HONG KONG				1629		
305 AUSTRIA		702		2034		
306 BELGIUM		14684		113078		
317 CZECHO S		2282		13563		
327 FRANCE		108		17841		
335 GERMANY W		3010		13700		
344 ITALY				1025		
347 JAPAN				679		
354 NETHRLNDS		18337		168108		
389 IRELAND				14547		
400 U STATES		1647		24176		
		57307		543693		
QUILTS BATH MATS VEG FIBRE NOP	LB				3173	
100 U KINGDOM			255	410		
344 ITALY	8704	8628	48169	50083		
347 JAPAN	12216	9557	90179	63492		
352 MEXICO			36	161		
354 NETHRLNDS			306	270		
400 U STATES	3678	4365	31280	41614		
	24598	22550	170225	156030		
FIRE HOSE LINEN					3174	
100 U KINGDOM		22655		166975		
335 GERMANY W				1490		
400 U STATES				1601		
		22655		170066		
HANDKERCHIEFS FLAX OR HEMP	LB				3175	
100 U KINGDOM	17326	67392	83262	357010		
231 HONG KONG	414	2717	7658	78749		
305 AUSTRIA			514	5271		
306 BELGIUM			25	190		
313 CHINA			1022	14442		
327 FRANCE	3	77	113	1533		
347 JAPAN			2422	2333		
367 AZORES	20	150	109	1727		
376 SWITZRLND	230	3527	1649	21540		
400 U STATES	83	274	1385	4676		
	18076	74137	98159	487471		
SAILS FOR BOATS AND SHIPS						3176
100 U KINGDOM		1834		17506		
318 DENMARK				278		
335 GERMANY W				809		
354 NETHRLNDS				280		
400 U STATES				10248		
		1834		29121		

IMPORTS INTO CANADA FOR CONSUMPTION

Articles and Countries from which Imported	MONTH OF SEPTEMBER 1956		NINE MONTHS ENDED SEPTEMBER 1956		Class Number
	Quantities	Values (\$)	Quantities	Values (\$)	
TOWELS GLASS CLOTHS CRASH HUCK	LB				3177
100 U KINGDOM	30853	37444	274936	321937	
231 HONG KONG			47	191	
306 BELGIUM			498	509	
317 CZECHO S	11819	10056	106935	83905	
335 GERMANY W			1219	1221	
344 ITALY	152	1548	152	1548	
347 JAPAN			4831	5606	
365 POLAND			7721	6518	
367 AZORES	12	104	211	1244	
389 IRELAND			301	456	
400 U STATES	1168	1079	2302	2964	
	44004	50231	399153	426099	
SHEETS TABLECLOTHS TOWELS FLAX	LB				3178
100 U KINGDOM	26600	66448	257315	637526	
231 HONG KONG	1158	7281	9131	38908	
232 MALTA			12	174	
306 BELGIUM	663	1010	3111	4582	
313 CHINA	937	2850	3230	13442	
317 CZECHO S	1116	1347	23874	21693	
327 FRANCE			76	215	
335 GERMANY W	43	109	233	551	
344 ITALY	154	493	591	2893	
347 JAPAN	773	487	18563	16455	
354 NETHRLNDS			865	813	
365 POLAND			2552	1882	
367 AZORES			6011	42646	
373 CANARY IS	800	3319	2839	12857	
376 SWITZRLND			125	762	
383 HAWAII			15	86	
389 IRELAND			154	308	
400 U STATES	4323	8399	19241	34531	
	36567	91743	347938	830324	
JUTE MANUFACTURES N O P	LB				3179
100 U KINGDOM	1328	1427	43175	23973	
400 U STATES	2376	1172	41866	15690	
	3704	2599	85041	39663	
VEGETABLE FIBRE MFRS N O P	LB				3180
100 U KINGDOM	21487	19137	238731	328618	
215 INDIA	170	103	701	718	
216 PAKISTAN			1162	2273	
231 HONG KONG	248	1176	8502	7507	
234 AUSTRALIA			50	231	
304 ARGENTINA			90	252	
305 AUSTRIA			174	1236	
306 BELGIUM	492	725	11667	15991	
313 CHINA			315	861	
317 CZECHO S	281	258	2376	2305	
318 DENMARK			115	347	
327 FRANCE	43	131	7461	9307	
335 GERMANY W	1529	2316	9240	14275	
344 ITALY	4365	5266	18592	20321	
347 JAPAN	43655	38792	504828	406867	
352 MEXICO	23870	4588	59090	9445	
354 NETHRLNDS	3516	3023	13816	15827	
359 NORWAY			1134	1810	
364 PHIL	149	277	149	277	
367 AZORES	10	185	681	3649	
373 CANARY IS			476	2178	
375 SWEDEN			1742	1222	
376 SWITZRLND	125	395	1434	4344	
381 ALASKA			41	83	
390 GERMANY E	395	372	2022	2593	
400 U STATES	191560	184811	1851761	1868736	
	291895	261555	2736350	2721273	
RAW SILK AND COCOONS	LB				3201
400 U STATES	664	2876	20411	90706	
	664	2876	20411	90706	
GARNETTED SILK WASTES	LB				3202
400 U STATES			8406	13334	
			8406	13334	
YARNS THROWN SILK IN THE GUM	LB				3211
327 FRANCE			249	205	
			249	205	
YARNS SINGLES SPUN SILK N O P	LB				3212
306 BELGIUM	1916	3760	2015	4022	
400 U STATES	925	4856	6771	33144	
	2841	8616	8786	37166	
THREADS CORDS TWIST SILK N O P	LB				3213
100 U KINGDOM	39	333	211	2178	
335 GERMANY W			10	227	
347 JAPAN			27	248	
400 U STATES	160	1241	1375	10576	
	199	1574	1623	13229	
YARN SILK FOR KNITTING WEAVING	LB				3214
100 U KINGDOM			51	200	
344 ITALY			3000	2640	
400 U STATES			1305	6245	
			4356	9085	
YARNS SILK METALLIC COVERED	LB				3215
400 U STATES	28	141	323	1294	
	28	141	323	1294	
YARNS SILK N O P	LB				3216
100 U KINGDOM			22	367	
327 FRANCE			9	178	
344 ITALY			33	184	

IMPORTS INTO CANADA FOR CONSUMPTION

Articles and Countries from which imported	MONTH OF SEPTEMBER 1956		NINE MONTHS ENDED SEPTEMBER 1956		Class Number
	Quantities	Values (\$)	Quantities	Values (\$)	
376 SWITZRLND			312	2828	
400 U STATES	10	97	1351	8490	
BOLTING CLOTH NOT MADE UP	10	97	1727	11959	
YD					3221
100 U KINGDOM			1095	2727	
347 JAPAN	120	220	8478	12029	
376 SWITZRLND	1105	2740	11528	33861	
400 U STATES	1797	6076	18303	56665	
KNITTED FABRICS SILK	3022	9036	39404	105282	
LB					3222
FABRICS SILK 20 IN UNFINISHED					
347 JAPAN			30555	7275	3223
FABRICS SILK N O P			30555	7275	
YD					3224
100 U KINGDOM	626	2215	16102	42134	
215 INDIA	325	663	1833	3678	
231 HONG KONG	830	749	1877	1987	
306 BELGIUM			796	1795	
327 FRANCE	5303	8304	40556	71327	
335 GERMANY W			3793	3406	
344 ITALY	5759	16121	51640	133836	
347 JAPAN	49976	38073	396357	389613	
371 THAILAND			38	551	
376 SWITZRLND	9953	19023	55154	110693	
400 U STATES	72907	102984	814618	1075766	
	152679	188132	1382764	1834786	
FABRICS SILK 26 INCHES OR LESS					
YD					3225
100 U KINGDOM	154	555	2061	7361	
327 FRANCE			221	539	
344 ITALY			334	1197	
400 U STATES			944	487	
LB	154	555	3560	9584	3228
RIBBONS SILK UNDER 12 INCHES					
100 U KINGDOM			25	486	
327 FRANCE			41	607	
376 SWITZRLND			23	254	
400 U STATES	134	2575	1520	28728	
	134	2575	1609	30075	
FABRICS SILK FOR NECKWEAR					
YD					3229
100 U KINGDOM	3919	4528	16001	20453	
305 AUSTRIA	1733	2239	30036	44987	
306 BELGIUM			5684	6424	
327 FRANCE	912	1402	31545	38136	
335 GERMANY W	19433	20125	245948	265056	
344 ITALY	7717	14141	49410	81705	
347 JAPAN	2891	4186	53145	29503	
354 NETHRLNDS			519	415	
376 SWITZRLND	4219	7401	70289	124198	
400 U STATES	81655	101638	757498	952207	
	122479	155660	1260075	1563084	
UMBRELLA COVERING FABRICS					
YD					3230
327 FRANCE	2285	628	53178	19557	
335 GERMANY W	8766	2582	46839	14514	
347 JAPAN			8609	1666	
376 SWITZRLND			14076	4175	
400 U STATES	15535	6934	263440	160173	
	26586	10144	386142	200085	
FABRICS PILE SILK OR SYNTHETIC					
YD					3232
100 U KINGDOM	86	452	838	4697	
306 BELGIUM	1350	4966	7912	27427	
327 FRANCE	9093	10648	47101	51673	
335 GERMANY W	1768	3652	12028	22977	
344 ITALY			175	493	
400 U STATES	31169	93433	172439	575637	
	43466	113151	240493	682904	
SOCKS AND STOCKINGS SILK					
DZ PR					3244
100 U KINGDOM	97	2789	284	9182	
327 FRANCE			3	65	
344 ITALY			6	168	
400 U STATES	219	10703	1991	103399	
	316	13492	2284	112814	
UNDERWEAR SILK KNITTED					
LB					3245
100 U KINGDOM			9	318	
CLOTHING SILK N O P					
OZ					3246
100 U KINGDOM	9582	14054	62182	102300	
207 UN SO AFR			24	164	
215 INDIA			784	416	
231 HONG KONG	9664	2947	23850	6090	
305 AUSTRIA	2006	2381	5400	6562	
327 FRANCE	873	1290	7525	9201	
335 GERMANY W			222	164	
344 ITALY	7961	9721	73097	84935	
347 JAPAN	2960	949	88468	22790	
376 SWITZRLND	3418	4899	28702	30962	
383 HAWAII			51	72	
389 IRELAND			545	743	
400 U STATES	8727	6008	85512	54453	
	45191	42249	376362	318852	
DRESSES SILK WOMENS CHILDRENS					
NO					3247
100 U KINGDOM	23	2830	731	34033	
231 HONG KONG	5	216	27	394	
306 BELGIUM	1	65	1	65	
327 FRANCE	19	8475	297	46461	
335 GERMANY W			16	820	

IMPORTS INTO CANADA FOR CONSUMPTION

Articles and Countries from which Imported	MONTH OF SEPTEMBER 1956		NINE MONTHS ENDED SEPTEMBER 1956		Class Number
	Quantities	Values (\$)	Quantities	Values (\$)	
344 ITALY			264	15992	
375 SWEDEN			17	978	
376 SWITZRLND		1574	311	17350	
383 HAWAII			6	75	
400 U STATES	1055	35320	14231	369267	
	1133	48480	15901	485435	
CLOTHING SILK WOMENS CHILDRENS	0Z				3248
100 U KINGDOM	2158	3921	16113	37339	
215 INDIA	5880	1517	10745	5055	
231 HONG KONG	6571	3139	72379	20616	
305 AUSTRIA	790	1873	2402	5281	
306 BELGIUM			127	92	
313 CHINA			1600	1235	
327 FRANCE	20073	13047	50832	58897	
335 GERMANY W	46	68	2174	2506	
344 ITALY	17418	19579	103624	105827	
347 JAPAN	140196	47853	936737	292022	
376 SWITZRLND	1056	2024	16136	24581	
400 U STATES	4677	5188	59819	56880	
	198865	98209	1272688	610331	
HANDKERCHIEFS SILK	0Z				3251
100 U KINGDOM	238	477	310	620	
327 FRANCE			411	1040	
344 ITALY			190	189	
347 JAPAN			69246	15123	
376 SWITZRLND	1137	2163	4020	6706	
400 U STATES			594	708	
	1375	2640	74771	24386	
SILK MANUFACTURES N O P	0Z				3252
100 U KINGDOM			3507	4063	
231 HONG KONG			538	362	
327 FRANCE			1365	2237	
344 ITALY	418	996	3539	2564	
347 JAPAN	4160	520	24684	7173	
376 SWITZRLND			1486	1349	
392 SYRIA			448	210	
400 U STATES	3309	1130	25310	12662	
	7887	2646	60877	30620	
WOOL IN THE GREASE	LB				3261
100 U KINGDOM	25560	11751	593229	435387	
207 UN SO AFR	5894	1673	92735	57852	
215 INDIA			91352	70583	
216 PAKISTAN			32311	26762	
234 AUSTRALIA	138490	119604	1819693	1288527	
236 NEW ZEAL	2969	2126	5364792	3371230	
304 ARGENTINA			179701	124440	
386 URUGUAY	52845	49005	349291	289233	
389 IRELAND			35736	21584	
400 U STATES	31385	24183	1321847	1128029	
	257143	208342	9880687	6813627	
WOOL WASHED OR S COURED	LB				3262
100 U KINGDOM	81774	66767	1269103	1099378	
207 UN SO AFR	11220	9071	703036	497772	
215 INDIA			55706	46267	
216 PAKISTAN	39611	30932	138878	104271	
234 AUSTRALIA	513632	442068	5136903	4420218	
236 NEW ZEAL	22028	16690	1701631	1264005	
304 ARGENTINA	20000	19109	471671	418764	
306 BELGIUM			22696	18565	
309 BRAZIL			1161	1247	
327 FRANCE			20879	17051	
335 GERMANY W			9990	8457	
354 NETHRLNDS			5212	5049	
363 PERU			16798	13438	
386 URUGUAY	25437	25676	308975	265912	
389 IRELAND			32643	25157	
400 U STATES	176601	156993	1527281	1409439	
	890303	767306	11422563	9614990	
WOOL PULLED OR SLIPED	LB				3263
100 U KINGDOM	5282	3802	214663	163403	
215 INDIA			15309	10777	
236 NEW ZEAL	3465	2708	371388	257898	
304 ARGENTINA	2693	1544	67571	40770	
400 U STATES			10558	6395	
	11440	8054	679489	479243	
HAIR OF CAMEL ALPACA GOAT HOP	LB				3264
100 U KINGDOM			4823	6184	
306 BELGIUM			8135	36994	
335 GERMANY W			1353	17211	
347 JAPAN	1000	13700	5000	62010	
363 PERU			5458	12183	
400 U STATES	721	1130	42129	105305	
	1721	14830	66898	239887	
NOILS WOOL	LB				3265
100 U KINGDOM			84972	90861	
309 BRAZIL			4901	3529	
386 URUGUAY			27351	16692	
400 U STATES			21841	18551	
			139065	129633	
GARNETTED WOOL WASTE	LB				3267
100 U KINGDOM	9245	18936	62400	73400	
306 BELGIUM	511	642	1733	2395	
327 FRANCE			1815	1869	
400 U STATES	18687	24185	177448	247260	
	28443	35763	243396	324924	

IMPORTS INTO CANADA FOR CONSUMPTION

Articles and Countries from which Imported	MONTH OF SEPTEMBER 1956		NINE MONTHS ENDED SEPTEMBER 1956		Class Number
	Quantities	Values (\$)	Quantities	Values (\$)	
WOOL TOPS DRY COMBED	LB				3268
100 U KINGDOM	125294	178273	1249173	1698448	
207 UN SO AFR			13565	16976	
327 FRANCE	516	914	1739	3257	
386 URUGUAY	1291	1735	1291	1735	
400 U STATES			375	978	
	127101	180922	1266143	1721394	
WOOL TOPS OIL COMBED	LB				3269
100 U KINGDOM	613827	768482	6786437	8249745	
207 UN SO AFR	5000	6067	56995	71045	
234 AUSTRALIA			35993	43435	
327 FRANCE			1948	3731	
400 U STATES			1102	2196	
	618827	774549	6882475	8370152	
HAIR TOPS	LB				3270
100 U KINGDOM			26	321	
400 U STATES	24018	29405	44576	56734	
	24018	29405	44602	57055	
YARNS OR WARPS HAIR FOR MFRERS	LB				3273
100 U KINGDOM	24150	27501	288803	266668	
400 U STATES	7061	1332	23999	4741	
	31211	28833	312802	271409	
YARN MONAIR FOR PILE FABRICS	LB				3274
100 U KINGDOM	799	1822	8542	20531	
400 U STATES	740	3010	6647	17707	
	1539	4832	15189	38238	
YARNS WOOL FOR 6 OZ FABRICS	LB				3275
100 U KINGDOM	3973	6844	165877	331839	
400 U STATES			2628	5363	
	3973	6844	168505	337202	
WOOLLEN SPUN YARN	LB				3276
100 U KINGDOM	9273	34994	302151	421227	
306 BELGIUM			9516	33447	
327 FRANCE	441	1949	13015	33616	
335 GERMANY W			2963	7436	
344 ITALY	209	565	1873	7410	
354 NETHRLNDS			262	484	
400 U STATES	133	258	7345	17029	
	10056	37766	337125	520649	
WORSTED SPUN YARN	LB				3277
100 U KINGDOM	60204	117229	874491	1575463	
306 BELGIUM	110	292	25183	57813	
318 DENMARK			164	394	
327 FRANCE	2316	7534	67113	164991	
335 GERMANY W			13120	33492	
344 ITALY	53	124	2085	6234	
347 JAPAN			2628	28227	
354 NETHRLNDS			1872	3283	
376 SWITZRLND	240	657	1664	4672	
400 U STATES	783	3526	16321	47323	
	63706	129362	1004641	1921892	
WOOL FAB IN GRAY OVR 4 TO 6 OZ	LB				3281
100 U KINGDOM	249	742	25427	51016	
344 ITALY	11456	19536	45710	77555	
354 NETHRLNDS			5117	10293	
	11705	20278	76254	138864	
WOOL FAB IN GRAY 4 OZ OR LESS	LB				3282
100 U KINGDOM	5038	14039	149721	405071	
	5038	14039	149721	405071	
KNITTED FABRICS WOOL N O P	LB				3283
100 U KINGDOM	753	2645	10630	31260	
318 DENMARK			91	584	
327 FRANCE			424	1837	
344 ITALY			79	478	
400 U STATES	9501	34428	45009	156237	
	10254	37073	56233	190396	
FLANNELS	LB				3284
100 U KINGDOM	62967	190255	713301	1902781	
306 BELGIUM			356	1750	
317 CZECHO S			591	1623	
327 FRANCE	107	406	107	406	
335 GERMANY W	832	3902	832	3902	
344 ITALY	1072	1162	14499	21940	
347 JAPAN	3448	10630	3448	10630	
354 NETHRLNDS			273	646	
376 SWITZRLND			606	2678	
400 U STATES	15	108	2414	8875	
	68441	206463	736427	1955231	
FELT CLOTH N O P	LB				3285
317 CZECHO S			2229	1876	
400 U STATES	74	150	799	2761	
	74	150	3028	4637	
OVERCOATINGS	LB				3286
100 U KINGDOM	66482	117955	780947	1598288	
327 FRANCE			991	4347	
335 GERMANY W			300	842	
344 ITALY	9081	11015	62681	88886	
347 JAPAN			160	625	
354 NETHRLNDS	2598	5276	8251	14661	
389 IRELAND			1873	3941	
400 U STATES	283	615	10371	30540	
	78444	134861	865574	1742130	
TWEEDS	LB				3287
100 U KINGDOM	130106	324881	1449541	3488361	
306 BELGIUM			804	3719	
318 DENMARK			87	168	

IMPORTS INTO CANADA FOR CONSUMPTION

Articles and Countries from which Imported	MONTH OF SEPTEMBER 1956		NINE MONTHS ENDED SEPTEMBER 1956		Class Number
	Quantities	Values (\$)	Quantities	Values (\$)	
327 FRANCE	935	4556	3913	19550	
335 GERMANY W	113	217	1173	2827	
344 ITALY	6568	6649	87600	105577	
354 NETHRLNDS	2073	2786	6765	9981	
376 SWITZRLND			66	513	
389 IRELAND			13726	34214	
400 U STATES	780	2956	9243	41045	
WORSTEDS AND SERGES	148575	342045	1572918	3705955	
10D U KINGDOM	416300	1226952	5930963	17929822	3288
227 BAHAMAS			16	198	
234 AUSTRALIA	669	2928	8694	35544	
304 ARGENTINA			4837	11200	
305 AUSTRIA			390	1372	
306 BELGIUM	414	1873	8799	39171	
317 CZECHO S	71	201	2808	10099	
318 DENMARK			222	649	
327 FRANCE	3901	19779	64161	330690	
335 GERMANY W	2926	6623	16670	37227	
344 ITALY	117639	170507	721371	1357148	
347 JAPAN	3442	11450	24082	73841	
354 NETHRLNDS	1847	4454	63296	137113	
365 POLAND	124	388	1221	3095	
376 SWITZRLND	87	788	6769	40670	
386 URUGUAY			2962	12447	
389 IRELAND			3808	10155	
400 U STATES	5737	20076	40481	169700	
WOVEN FABRICS N O P WOOL	553157	1466019	6901550	20200141	
100 U KINGDOM	70875	132152	690419	1444180	3289
227 BAHAMAS			92	952	
234 AUSTRALIA			288	827	
306 BELGIUM			3314	12023	
318 DENMARK	326	1028	1889	5716	
327 FRANCE	1517	8335	13726	74793	
335 GERMANY W	1758	3902	10991	27277	
344 ITALY	51167	80796	155891	272668	
347 JAPAN	601	3144	1309	5888	
354 NETHRLNOS	517	584	3883	10750	
365 POLAND			246	636	
375 SWEDEN			171	385	
376 SWITZRLND	659	6084	4960	33822	
389 IRELAND			419	847	
400 U STATES	5141	17128	76018	216622	
LUSTRES ITALIAN LININGS	132561	253153	963616	2107386	
100 U KINGDOM			1096	4674	3290
WOOL FAB 12 INS WIDE OR LESS			1096	4674	
100 U KINGDOM	258	833	2367	13312	3291
327 FRANCE			535	2894	
400 U STATES	18	142	136	551	
WOOL FABRICS CUT PILE PLUSH	276	975	3038	16757	
100 U KINGDOM	1333	2486	11233	20277	3292
306 BELGIUM	1173	2965	2646	6685	
335 GERMANY W	33	102	3417	7711	
400 U STATES			5461	23122	
BILLIARD CLOTH OF WOOL FABRIC	2539	5553	22757	57795	
100 U KINGDOM	2211	7965	27295	107617	3293
400 U STATES			38	160	
MELTON CLOTH FOR TENNIS BALLS	2211	7965	27333	107777	
100 U KINGDOM			236	562	3294
SLIPPER CLOTH FOR FOOTWEAR			236	562	
335 GERMANY W			126	84	3295
FILTER PRESS CLOTH OF WOOL			126	84	
100 U KINGDOM					3296
CARPETS AXMINSTER IN ROLLS	30 FT				
100 U KINGDOM	59181	30248	820112	440554	3301
306 BELGIUM	22921	10670	355674	143171	
318 DENMARK			1040	888	
327 FRANCE			25134	11501	
335 GERMANY W	3137	1642	27908	14774	
375 SWEDEN	817	711	3138	1742	
400 U STATES	8432	3874	61015	32828	
CARPETS AXMINSTER SQUARES	94488	47145	1294021	645458	
100 U KINGDOM	72720	31461	506714	252094	3302
306 BELGIUM			19045	8134	
318 DENMARK			664	449	
327 FRANCE			959	491	
335 GERMANY W	159	88	1581	1015	
344 ITALY			2616	688	
375 SWEDEN			151	75	
400 U STATES	2949	1928	35094	24681	
CARPET BRUSSELS WILTON IN ROLL	73828	33477	566824	287627	
100 U KINGDOM	410711	231553	4697373	2603927	3303
306 BELGIUM	795733	363750	7484741	3425771	
317 CZECHO S	3892	1125	59863	16077	
318 DENMARK			4819	2535	
327 FRANCE	23597	9484	186101	76409	

IMPORTS INTO CANADA FOR CONSUMPTION

63

Articles and Countries from which Imported	MONTH OF SEPTEMBER 1956		NINE MONTHS ENDED SEPTEMBER 1956		Class Number
	Quantities	Values (\$)	Quantities	Values (\$)	
335 GERMANY W	28772	15974	169995	102217	
344 ITALY	12672	4484	51820	20106	
347 JAPAN			900	319	
354 NETHRLNDS	2482	865	2714	1025	
375 SWEDEN			1345	991	
400 U STATES	17970	8876	284545	136898	
	1295829	636111	12944216	6386275	
CARPET BRUSSELS WILTON SQUARES	SQ FT				3304
100 U KINGDOM	16233	7554	201367	118795	
306 BELGIUM	5023	1963	143656	62243	
318 DENMARK	213	127	450	312	
327 FRANCE			38384	21841	
335 GERMANY W			3272	2035	
340 HUNGARY			808	315	
344 ITALY	5209	2857	7369	4893	
366 PORTUGAL			324	416	
375 SWEDEN			1672	1073	
400 U STATES	4810	3789	34512	28841	
	31488	16290	431814	240764	
CARPETS INGRAIN IN ROLLS	SQ FT				3305
100 U KINGDOM			24409	6430	
306 BELGIUM	2161	1087	123077	65192	
344 ITALY			1938	461	
372 SPAIN			15704	3584	
375 SWEDEN			10197	3479	
400 U STATES	2719	1345	25986	14637	
	4880	2432	201311	93783	
CARPETS INGRAIN SQUARES	SQ FT				3306
100 U KINGDOM			44133	16567	
215 INDIA	20212	3279	37256	7446	
306 BELGIUM			90550	42187	
313 CHINA			103217	27314	
347 JAPAN			110564	31479	
354 NETHRLNDS			951	338	
372 SPAIN			2157	532	
375 SWEDEN			10169	5018	
400 U STATES			2791	2135	
	20212	3279	401788	133016	
CARPETS ORIENTAL	SQ FT				3307
100 U KINGDOM			42698	43726	
215 INDIA	114170	103113	850875	776340	
216 PAKISTAN	230	410	338	512	
231 HONG KONG	1348	1095	4448	10683	
313 CHINA			8125	22826	
328 FR AFRICA	7311	5861	7338	5918	
335 GERMANY W	289	171	1221	893	
340 HUNGARY			1514	634	
342 IRAN	6621	18307	44666	111973	
344 ITALY	2468	2144	2468	2144	
347 JAPAN			24764	13045	
352 MEXICO			990	1150	
353 MOROCCO	681	1071	7537	10945	
354 NETHRLNDS	189	296	1652	3183	
372 SPAIN			495	771	
375 SWEDEN			1999	1500	
376 SWITZRLND			38	230	
379 TURKEY	417	400	917	1175	
391 LEBANON	168	614	182	762	
392 SYRIA			236	575	
400 U STATES	3052	8812	23720	37525	
	136944	142294	1026221	1046510	
CARPETS TAPESTRY IN ROLLS	SQ FT				3308
100 U KINGDOM			3110	873	
306 BELGIUM	3823	1406	23455	9476	
327 FRANCE	54256	22960	347947	135500	
335 GERMANY W	9331	6414	185093	125557	
344 ITALY			16303	4434	
	67410	30780	575908	275840	
CARPETS TAPESTRY SQUARES	SQ FT				3309
100 U KINGDOM			486	273	
306 BELGIUM			1035	385	
335 GERMANY W			2119	1446	
400 U STATES	509	537	641	587	
	509	537	4281	2691	
MATS HEARTH RUGS	SQ FT				3310
AMB RUNNERS					
100 U KINGDOM	25995	13227	74489	30444	
215 INDIA	15249	2552	27979	4672	
306 BELGIUM	1300	296	7728	2022	
318 DENMARK			1110	560	
327 FRANCE			1755	897	
335 GERMANY W			159	88	
344 ITALY	10270	2569	11171	2775	
347 JAPAN			429	139	
354 NETHRLNDS			454	165	
400 U STATES			16265	5810	
	52814	18644	141539	47572	
GLOVES MITTS AND	DZ PR				3320
MITTENS WOOL					
100 U KINGDOM	1633	11758	3831	25201	
231 HONG KONG	8239	23787	41260	123890	
305 AUSTRIA			8	54	
306 BELGIUM	26	275	193	770	
318 DENMARK			3	78	
327 FRANCE	231	2717	261	3071	
335 GERMANY W	293	2940	501	5025	
340 HUNGARY			10	62	
344 ITALY	8311	41950	27828	128564	

IMPORTS INTO CANADA FOR CONSUMPTION

Articles and Countries from which Imported	MONTH OF SEPTEMBER 1956		NINE MONTHS ENDED SEPTEMBER 1956		Class Number
	Quantities	Values (\$)	Quantities	Values (\$)	
347 JAPAN	7 5955	2 40857	22 5011	7 111 87	
354 NETHRLNDS	37	218	37	218	
359 NORWAY	20	327	50	511	
375 SWEDEN			42	324	
376 SWITZRLND	370	3 585	860	9 193	
400 U STATES	475	3 742	3 259	2 2510	
	9 5590	3 321 56	30 315 4	10 306 58	
SHAWLS WOOL KNITTED OR WOVEN	LB				3321
100 U KINGDOM	20 16	6 708	15 460	5 051 2	
305 AUSTRIA	6	62	6	62	
306 BELGIUM	782	1 634	847	1 986	
317 CZECHO S			656	2 055	
318 DENMARK			16	106	
335 GERMANY W			264	1 288	
344 ITALY			132	972	
400 U STATES			252	905	
	2804	8 404	17 633	57 886	
SOCKS AND STOCKINGS WOOL	DZ PR				3322
100 U KINGDOM	20 685	12 353 8	19 077 6	10 754 88	
327 FRANCE	7	138	73	872	
335 GERMANY W			5	122	
344 ITALY			8	201	
347 JAPAN			258	1 037	
354 NETHRLNDS	20	149	150	854	
359 NORWAY	242	1 678	381	2 877	
376 SWITZRLND			40	141	
400 U STATES	188	1 164	696	4 357	
	21 142	12 666 7	19 238 7	10 859 49	
UNDERWEAR WOOL KNITTED	LB				3323
100 U KINGDOM	21 655	6 462 3	7 082 0	22 682 4	
327 FRANCE			145	800	
354 NETHRLNDS			181	544	
376 SWITZRLND	65	612	450	3 662	
400 U STATES	69	303	524	1 958	
	21 789	6 553 8	7 212 0	23 378 8	
CLTHNG WVN WOOL WOMENS CHLDRNS	LB				3324
100 U KINGDOM	13 523	9 764 3	11 327 1	90 176 7	
215 INDIA			43	179	
227 BAHAMAS			20	158	
231 HONG KONG			10	69	
305 AUSTRIA	125	1 497	1 322	1 211 4	
306 BELGIUM	2184	10 036	6743	28 738	
317 CZECHO S	772	1 821	10 225	5 424 3	
327 FRANCE	896	1 881 0	4 835	9 360 9	
335 GERMANY W	1 400	9 412	8 401	37 021	
336 GREECE			20	165	
344 ITALY	112	1 396	945	11 674	
347 JAPAN	1 803	5 793	5 786	17 030	
354 NETHRLNDS	4 896	25 972	5 617	31 014	
359 NORWAY	8	52	22	265	
360 ISRAEL			220	1 300	
375 SWEDEN	161	3 212	658	10 887	
376 SWITZRLND	2 442	21 275	12 036	11 379 7	
389 IRELAND			79	827	
400 U STATES	9225	91 238	41 747	42 366 5	
	37 547	288 157	212 000	1 738 522	
CLOTHING NOP WOVEN WOOL FABRIC	LB				3325
100 U KINGDOM	9 394	4 795 6	36 491	26 079 0	
231 HONG KONG			46	677	
305 AUSTRIA			18	267	
306 BELGIUM	5 472	17 344	16 685	54 519	
317 CZECHO S	337	1 107	2 782	11 525	
327 FRANCE	64	681	4 246	32 148	
335 GERMANY W	1 419	6 438	13 843	71 204	
344 ITALY	367	2 437	639	5 178	
352 MEXICO			5	86	
354 NETHRLNDS	136	426	210	860	
360 ISRAEL			789	3 471	
375 SWEDEN			12	97	
376 SWITZRLND	226	2 609	1 635	17 788	
400 U STATES	1 737	9 202	12 832	66 829	
	19 152	88 200	90 233	525 439	
CLTHG WVN WOOL OUTER MENS BOYS	LB				3326
100 U KINGDOM	16 823	12 751 1	11 795 3	89 996 8	
231 HONG KONG			58	597	
305 AUSTRIA	39	261	48	346	
306 BELGIUM	498	1 750	3 927	12 717	
318 DENMARK			69	276	
327 FRANCE			360	2 146	
335 GERMANY W	1 356	9 352	4 926	24 050	
344 ITALY	23	57	229	936	
347 JAPAN	290	888	290	888	
352 MEXICO			106	88	
365 POLAND			147	294	
376 SWITZRLND	70	788	111	1 220	
389 IRELAND			3	68	
400 U STATES	1 024	5 442	1 611 8	7 378 9	
	20 123	14 604 9	14 434 5	101 738 3	
CLTHG NOP WOOL KNIT INFTS CHLD	LB				3327
100 U KINGDOM	12 795	5 990 8	6 909 3	32 704 5	
305 AUSTRIA			9	60	
306 BELGIUM	856	5 495	4 363	25 965	
327 FRANCE			98	406	
335 GERMANY W	432	2 095	767	3 663	
344 ITALY	130	758	312	2 455	

IMPORTS INTO CANADA FOR CONSUMPTION

Articles and Countries from which Imported	MONTH OF SEPTEMBER 1956		NINE MONTHS ENDED SEPTEMBER 1956		Class Number
	Quantities	Values (\$)	Quantities	Values (\$)	
347 JAPAN	576	2291	3801	8170	
354 NETHRLNDS			755	3702	
376 SWITZRLND	15	191	556	4147	
400 U STATES	917	3304	2657	11232	
	15721	74042	82411	386845	
CLTHG NOP WOOL KNIT WOMNS GRLS	LB				3328
100 U KINGDOM	43169	316597	337643	2931689	
231 HONG KONG	12	50	138	502	
305 AUSTRIA	3459	49960	21086	303955	
306 BELGIUM	88	775	783	4330	
318 DENMARK			331	3610	
327 FRANCE	371	2776	1584	15595	
335 GERMANY W			831	5567	
340 HUNGARY			186	501	
344 ITALY	959	11641	10189	142722	
347 JAPAN	4368	27608	46003	176360	
354 NETHRLNOS			70	421	
359 NORWAY	145	1159	280	2063	
360 ISRAEL			24	150	
375 SWEDEN			118	2707	
376 SWITZRLND	1257	11630	3673	37655	
389 IRELAND	59	106	59	106	
400 U STATES	5132	34229	26977	170882	
	59019	456531	449975	3798822	
CLTHG NOP WOOL KNIT MENS BOYS	LB				3329
100 U KINGDOM	17591	95563	108800	623486	
231 HONG KONG	123	453	123	453	
305 AUSTRIA	660	8017	3156	42259	
306 BELGIUM			118	765	
318 DENMARK	70	686	168	1832	
327 FRANCE	38	227	138	737	
335 GERMANY W			89	766	
340 HUNGARY			447	374	
344 ITALY	318	3232	2559	23804	
347 JAPAN	5765	29087	9948	55809	
359 NORWAY	2835	11724	3507	14012	
375 SWEDEN			83	1920	
376 SWITZRLND	606	3372	1128	7007	
400 U STATES	806	3587	9955	30160	
	28812	155948	140219	803384	
BELTING OF CAMELS HAIR	LB				3341
100 U KINGDOM	5632	8353	11085	18120	
400 U STATES			80	148	
	5632	8353	11165	18268	
BLANKETS N O P WOOL	LB				3342
100 U KINGDOM	43398	68138	351495	566342	
234 AUSTRALIA	48	173	48	173	
304 ARGENTINA			444	769	
306 BELGIUM	248	635	1288	3275	
335 GERMANY W			20	52	
344 ITALY			4407	3882	
347 JAPAN			6175	2626	
354 NETHRLNOS	88	205	5397	7743	
381 ALASKA			1770	410	
400 U STATES	6256	8934	49798	78022	
	50038	78085	420842	663294	
FELT PRESSED	LB				3343
100 U KINGDOM	731	1896	9303	21987	
306 BELGIUM			212	526	
327 FRANCE			81	83	
335 GERMANY W	5967	7542	18504	25568	
344 ITALY			14	132	
400 U STATES	2435	4658	39532	62462	
	9133	14096	67646	110758	
RUGS RAILWAY STEAMER AND AUTO	LB				3344
100 U KINGDOM	3768	5091	35337	62437	
306 BELGIUM			5897	1478	
318 DENMARK			220	361	
344 ITALY	21230	15237	151546	94067	
354 NETHRLNDS			254	226	
400 U STATES	40	225	1489	1915	
	25038	20553	194743	160484	
WOOL MANUFACTURES N O P	LB				3345
100 U KINGDOM	491	1715	15323	44601	
305 AUSTRIA			18	179	
306 BELGIUM	306	706	4962	10392	
318 DENMARK			186	594	
327 FRANCE	552	974	891	2948	
335 GERMANY W	437	859	1141	2558	
340 HUNGARY			1	242	
344 ITALY	1771	2154	2273	3341	
347 JAPAN	58	177	757	1139	
354 NETHRLNOS			1437	3282	
365 POLAND			174	94	
367 AZORES			37	242	
375 SWEDEN	20	122	20	122	
376 SWITZRLND			277	1117	
400 U STATES	14839	23188	142859	225286	
	18474	29895	170356	296137	
YARN SYNTHETIC ACETATE SINGLES	LB				3360
100 U KINGDOM	284	593	44975	29463	
400 U STATES	985	951	27854	24722	
	1269	1544	72829	54255	
YARMS SYNTHETIC SINGLES N O P	LB				3361
100 U KINGDOM			163016	95815	
335 GERMANY W	1000	1400	7285	8898	

IMPORTS INTO CANADA FOR CONSUMPTION

Articles and Countries from which Imported	MONTH OF SEPTEMBER 1956		NINE MONTHS ENDED SEPTEMBER 1956		Class Number
	Quantities	Values (\$)	Quantities	Values (\$)	
376 SWITZRLND	2984	3163	3685	3718	
400 U STATES	10345	8473	120342	112645	
YARNS THREADS SYNTHETIC N O P	14329	13036	294328	221076	
LB					3362
100 U KINGDOM	10013	10496	55441	64590	
327 FRANCE	239	549	11167	21183	
335 GERMANY W	4606	5994	54234	80437	
344 ITALY			305	386	
354 NETHRLNDS	542	785	42221	37358	
376 SWITZRLND			17163	17018	
389 IRELAND			2000	1401	
400 U STATES	94018	153570	1054192	1550782	
YARN SYNTHETIC FOR PILE FABRIC	109418	171394	1236723	1773155	
LB					3363
400 U STATES			881	1669	
YARNS SYNTHETIC ACETATE TWIST			881	1669	
LB					3364
100 U KINGDOM	886	872	2463	2640	
327 FRANCE			77	64	
400 U STATES	29793	37098	418835	521097	
STAPLE FIBRES SYNTHETIC	30679	37970	421375	523801	
LB					3365
100 U KINGDOM	42356	16202	2931812	913993	
305 AUSTRIA			171954	42384	
327 FRANCE	500	698	57512	71415	
335 GERMANY W	4562	1481	141673	61168	
344 ITALY			54630	17088	
347 JAPAN			10500	7874	
376 SWITZRLND			7097	3880	
400 U STATES	387920	383545	3196651	3222017	
TOPS OF SYNTHETIC FIBRES	435338	401926	6571829	4339819	
LB					3366
100 U KINGDOM	2543	1144	131666	58161	
335 GERMANY W	33343	23689	232384	137808	
400 U STATES	35621	54628	254184	321513	
WASTE SHORT FIBRE SYNTHETIC	71507	79461	618234	517482	
LB					3367
100 U KINGDOM	25021	7856	118678	43276	
306 BELGIUM			1000	790	
327 FRANCE			8370	6731	
400 U STATES	98267	54520	963214	539793	
YARNS FROM POLYAMIDES NYLON	123288	62376	1091262	590590	
LB					3368
100 U KINGDOM	399	1123	1343	4492	
327 FRANCE	614	4040	1224	6143	
335 GERMANY W			2069	4264	
400 U STATES	18816	55891	158420	504235	
YARN SYNTHETIC FOR TIRE FABRIC	19829	61054	163056	519134	
LB					3369
316 CUBA	361009	198795	3021073	1713517	
400 U STATES	47424	28347	1663400	1044938	
KNITTED FABRIC SYNTHETIC FIBRE	408433	227142	4684473	2758455	
LB					3371
100 U KINGDOM	122	402	69925	72746	
327 FRANCE			267	1384	
344 ITALY			119	517	
376 SWITZRLND	73	212	671	2024	
400 U STATES	54466	197563	292265	910090	
FABRICS SYNTHETIC FIBRE N O P	54661	198177	363247	986761	
LB					3372
100 U KINGDOM	46554	68065	343144	536284	
224 JAMAICA			10	215	
231 HONG KONG	71	247	1368	3581	
234 AUSTRALIA			200	787	
305 AUSTRIA	5867	6591	15391	18158	
306 BELGIUM	749	1263	21534	35597	
317 CZECHO S			1700	1397	
318 DENMARK			49	132	
327 FRANCE	5188	25112	33325	153210	
335 GERMANY W	38133	59209	554789	839475	
344 ITALY	23850	48274	157400	259076	
347 JAPAN	13110	19897	86561	115498	
354 NETHRLNDS	16109	24389	92072	134898	
366 PORTUGAL			246	305	
372 SPAIN	2553	4030	2560	4135	
375 SWEDEN	35	303	1883	8325	
376 SWITZRLND	2029	9593	16400	90438	
400 U STATES	610435	1529295	5215551	13043751	
RIBBONS OF SYNTHETIC FIBRES	764683	1796268	6544183	152425262	
LB					3373
100 U KINGDOM	498	1487	3590	13715	
317 CZECHO S	1363	1934	7589	7459	
327 FRANCE	476	2959	14028	51545	
335 GERMANY W	566	2125	2572	17838	
344 ITALY	245	1123	627	1611	
347 JAPAN	8543	10031	57166	67018	
354 NETHRLNDS			291	1291	
375 SWEDEN			12	170	
376 SWITZRLND	2145	8664	16087	63782	
400 U STATES	31561	66952	334274	709226	
STOCKINGS NYLON WOMENS	45397	95275	436236	933655	
DZ PR					3376
100 U KINGDOM	22076	115554	203451	1163899	
231 HONG KONG			200	937	
305 AUSTRIA			49	349	
327 FRANCE	200	2260	452	4847	

IMPORTS INTO CANADA FOR CONSUMPTION

67

Articles and Countries from which Imported	MONTH OF SEPTEMBER 1956		NINE MONTHS ENDED SEPTEMBER 1956		Class Number
	Quantities	Values (\$)	Quantities	Values (\$)	
335 GERMANY W	69	524	780	6252	
344 ITALY	626	4229	3784	23526	
347 JAPAN			4907	17786	
354 NETHRLNDS			400	2907	
400 U STATES			160321	1082643	
	24820	169148	374344	2303146	
STOCKINGS SYNTHETIC MENS BOYS	DZ PR				3378
100 U KINGDOM	49	474	3643	24252	
327 FRANCE	109	1088	1775	13751	
347 JAPAN			1500	3356	
376 SWITZRLND			56	531	
400 U STATES	5294	23247	58511	279864	
	5452	24809	65485	321754	
STOCKINGS SYNTHETIC FIBRE NOP	DZ PR				3379
100 U KINGDOM	4867	12839	26171	64025	
305 AUSTRIA			88	696	
318 DENMARK			20	141	
335 GERMANY W	308	2192	685	5096	
347 JAPAN	1200	2051	1254	2159	
400 U STATES	3213	13580	36611	144559	
	9588	30662	64829	216676	
GLOVES OF SYNTHETIC FIBRES	DZ PR				3380
100 U KINGDOM	13	168	1239	12586	
231 HONG KONG	5549	24876	46781	155821	
317 CZECHO S			1203	4848	
327 FRANCE	116	2413	754	7961	
335 GERMANY W	2263	16198	16077	82371	
344 ITALY	203	981	5644	32899	
347 JAPAN	17388	56981	178297	570954	
400 U STATES	1738	15240	12921	135930	
	27270	116857	262916	1003370	
CLOTHING NOP WOVEN SYNTH FIBRE	OZ				3383
100 U KINGDOM	19590	9867	146480	68506	
215 INDIA			2800	1200	
231 HONG KONG	42816	3942	309518	40586	
305 AUSTRIA	1199	629	7958	5359	
306 BELGIUM	748	1061	2062	1437	
313 CHINA			408	240	
327 FRANCE	30081	10918	132995	58581	
335 GERMANY W	25180	3540	195612	33248	
336 GREECE	372	161	372	161	
344 ITALY	15516	11086	164586	55099	
347 JAPAN	748590	57434	6389216	540230	
354 NETHRLNDS	3874	2042	3874	2042	
360 ISRAEL			12045	2131	
375 SWEDEN			2154	762	
376 SWITZRLND	3014	3063	29075	22332	
383 HAWAII			288	135	
400 U STATES	810880	173356	6271579	1624153	
	1701860	277099	13671022	2456202	
DRESSES WVN SYNT WOMENS CHLONS	NO				3384
100 U KINGDOM	135	6043	1058	44422	
227 BAHAMAS			2	535	
231 HONG KONG	12	202	222	2061	
306 BELGIUM	25	331	34	572	
327 FRANCE	39	1736	406	20605	
335 GERMANY W	33	815	70	1903	
344 ITALY			37	1910	
347 JAPAN			14	123	
354 NETHRLNDS	62	1089	196	4562	
367 AZORES			48	76	
375 SWEDEN			17	798	
376 SWITZRLND	73	2864	799	17445	
400 U STATES	27331	189403	209707	1250068	
	27710	202483	212610	1345080	
UNDERWEAR KNITTED SYNTHETIC	LB				3385
100 U KINGDOM	2146	7544	17820	51244	
231 HONG KONG	176	176	176	176	
327 FRANCE			48	414	
335 GERMANY W			88	299	
347 JAPAN	100	696	4971	6407	
376 SWITZRLND			11	158	
400 U STATES	2248	8925	21552	71165	
	4670	17341	44666	129863	
CLTHG SYNT FIB KNIT INFTS CHLD	LB				3386
100 U KINGDOM	120	1161	7953	23403	
335 GERMANY W	60	241	60	241	
347 JAPAN			3433	3567	
354 NETHRLNDS			62	89	
400 U STATES	575	3395	7887	31350	
	755	4797	19395	58650	
CLTHG SYNT FIB KNIT WOMNS GRLS	LB				3387
100 U KINGDOM	500	2408	7093	36674	
305 AUSTRIA	10	203	674	10069	
306 BELGIUM			226	492	
327 FRANCE	28	290	92	1777	
340 HUNGARY			31	156	
344 ITALY	120	1112	407	3822	
347 JAPAN			599	3669	
354 NETHRLNDS			142	398	
376 SWITZRLND	4	90	19	417	
400 U STATES	13228	59019	60639	295445	
	13890	63122	69922	362919	
CLTHG SYNT FIB KNIT MENS BOYS	LB				3388
100 U KINGDOM	243	501	8115	21040	
327 FRANCE			27	546	

IMPORTS INTO CANADA FOR CONSUMPTION

Articles and Countries from which Imported	MONTH OF SEPTEMBER 1956		NINE MONTHS ENDED SEPTEMBER 1956		Class Number
	Quantities	Values (\$)	Quantities	Values (\$)	
344 ITALY			36	193	
347 JAPAN	2073	2438	42752	37949	
376 SWITZRLND			22	325	
400 U STATES	2756	8420	21061	66280	
	5072	11359	72013	126333	
CURTAINS OF SYNTHETIC FIBRE	0Z				3390
100 U KINGDOM	2656	395	157152	23585	
376 SWITZRLND			119	102	
400 U STATES	444383	79711	5362864	987782	
	447039	80106	5520135	1011469	
HANDKERCHIEFS SYNTHETIC FIBRE	0Z				3391
100 U KINGDOM	80	51	4500	638	
231 HONG KONG			1760	347	
327 FRANCE			116	100	
347 JAPAN	33650	3726	346836	21333	
376 SWITZRLNO	305	178	5895	3848	
400 U STATES	3910	1027	14455	4143	
	37945	4982	373562	30409	
SYNTHETIC FIBRE MANUFACTRS NOP	0Z				3392
100 U KINGDOM	370931	26312	1877822	194145	
215 INDIA			1176	141	
231 HONG KONG	956	224	8544	1496	
305 AUSTRIA	1600	1030	9780	2314	
306 BELGIUM	443	188	11319	1362	
317 CZECHOS			1088	167	
318 DENMARK			601	89	
327 FRANCE	62019	12919	211092	52656	
334 ST PIERRE			328	91	
335 GERMANY W	8123	1378	59524	11521	
344 ITALY	101160	5609	823211	52067	
347 JAPAN	579676	30892	4197186	233271	
354 NETHRLNDS			31624	4987	
359 NORWAY			1377	180	
375 SWEDEN	1132	853	19887	9870	
376 SWITZRLND	15486	2403	61600	16485	
400 U STATES	2612364	302106	19920708	2406383	
	3753890	383914	27236867	2987225	
SYNTH FIBRE FOR ELEC APPARATUS	0Z				3393
100 U KINGDOM	14960	2056	82104	11821	
400 U STATES	40454	4882	286937	60485	
	55414	6938	369041	72306	
HAIR CLOTH					3401
100 U KINGDOM		5069		47946	
400 U STATES		367		5590	
		5436		53536	
FILTER PRESS CLOTH OF HAIR					3402
KAPOK	CWT				3411
215 INDIA			292	7046	
321 ECUADOR			2	105	
355 INDONESIA			1435	54381	
371 THAILAND	221	6506	1119	34460	
400 U STATES	112	4996	1398	60653	
	333	11502	4246	156645	
MANILA FIBRE	CWT				3412
100 U KINGDOM			1180	21252	
222 B HOND			595	11978	
315 C RICA			861	14904	
337 GUATEMALA			1350	25997	
339 HONDURAS			4051	99016	
355 INDOONESIA	336	7078	336	7078	
364 PHIL	1648	29632	23880	422838	
400 U STATES	846	14056	6342	116067	
	2830	50766	38595	719122	
SISAL ISTLE TAMPICO FIBRE	CWT				3413
100 U KINGDOM			2841	28338	
203 B E AFR	3360	28514	71679	668142	
306 BELGIUM			16	503	
309 BRAZIL	21217	167305	179238	1599348	
320 DOM REP			8388	86830	
338 HAITI	10784	95123	106443	1002712	
352 MEXICO	116	1785	6615	63718	
355 INDONESIA			563	5645	
387 VENEZUELA			677	5973	
394 PORT E AF	1792	16983	33134	332983	
395 PORT W AF	3695	52242	3695	52242	
400 U STATES	3835	34733	61660	656382	
	44799	396685	474949	4502676	
VEGETABLE FIBRE N O P	CWT				3414
100 U KINGDOM			244	4591	
215 INDIA	59	843	979	5972	
221 B GUIANA			23	142	
231 HONG KONG			28	770	
333 MADAGASCAR			310	7685	
352 MEXICO	469	2301	976	5201	
353 MOROCCO			225	1806	
400 U STATES	85	1307	3865	32149	
	613	4451	6650	58396	
BALER TWINE	CWT				3420
100 U KINGDOM			11917	190139	
306 BELGIUM			6379	79371	
316 CUBA			2880	36099	
318 DENMARK			11995	166401	
352 MEXICO	480	5290	31367	385812	
354 NETHRLNDS			9755	139636	
400 U STATES			680	2428	
	480	5290	74693	1006356	

IMPORTS INTO CANADA FOR CONSUMPTION

Articles and Countries from which imported	MONTH OF SEPTEMBER 1956		NINE MONTHS ENDED SEPTEMBER 1956		Class Number	
	Quantities	Values (\$)	Quantities	Values (\$)		
GRASSES SEAWEED MOSSES BAGASSE					3421	
100 U KINGDOM		2468		16823		
215 INDIA		721		1367		
231 HONG KONG		244		1601		
309 BRAZIL				249		
327 FRANCE				395		
335 GERMANY W				233		
344 ITALY				8033		
347 JAPAN		710		13346		
354 NETHRLNDS				1376		
359 NORWAY				609		
400 U STATES		17397		199781		
		21540		243813		
BINDER TWINE	CWT				3422	
100 U KINGDOM			4593	73004		
306 BELGIUM			3486	44967		
318 DENMARK			21078	276817		
335 GERMANY W			5047	62404		
352 MEXICO			5270	68579		
354 NETHRLNDS			11515	173893		
400 U STATES			52	746		
			51041	700410		
COIR AND COIR YARN	CWT				3423	
100 U KINGDOM			192	2643		
215 INDIA	384	3794	4503	45381		
217 CEYLON			115	1437		
		384	3794	4810	49461	
MATS RUGS N O P OF COCOA FIBRE	SQ YD				3424	
100 U KINGDOM			446	1520		
215 INDIA	25863	12307	95839	50594		
354 NETHRLNDS	2119	1729	8203	7853		
		27982	14036	104488	59967	
STRAW OR PAPER CARPETING RUGS					3425	
100 U KINGDOM				4779		
215 INDIA		3266		7630		
223 BARBADOS				581		
224 JAMAICA				58		
231 HONG KONG		484		5004		
347 JAPAN				20477		
359 NORWAY		60		60		
372 SPAIN				1197		
383 HAWAII		227		227		
400 U STATES		2398		156518		
		6435		196531		
VEGETABLE FIBRES FOR BRUSHES	CWT				3428	
100 U KINGDOM	166	4113	1442	21193		
215 INDIA	22	270	289	3587		
231 HONG KONG			11	83		
304 ARGENTINA	5	1312	6	1411		
306 BELGIUM	82	3269	734	20800		
352 MEXICO	53	2167	1228	55348		
354 NETHRLNDS			415	6550		
400 U STATES	498	16065	3364	158555		
	826	27196	7489	267527		
MATS CUT PILE OF COCOA FIBRE	SQ FT					3429
100 U KINGDOM			2340	269		
215 INDIA	132250	24107	685152	116261		
354 NETHRLNDS			346	133		
	132250	24107	687838	116663		
WASTE FOR FURTHER PREPARATION	CWT				3451	
100 U KINGDOM	2607	37437	13659	258813		
203 B E AFR			1223	6526		
215 INDIA			4860	48565		
216 PAKISTAN			3435	21121		
224 JAMAICA			1174	1346		
231 HONG KONG			115	679		
234 AUSTRALIA	100	4798	571	20125		
236 NEW ZEAL			142	3150		
304 ARGENTINA			941	12590		
306 BELGIUM			1062	11419		
309 BRAZIL	1257	11782	10679	120746		
313 CHINA			115	757		
316 CUBA			329	1817		
326 FINLAND			50	1440		
327 FRANCE	20	2440	44	4881		
335 GERMANY W			3506	33176		
338 HAITI	1409	9131	5835	40994		
344 ITALY	449	2978	5023	40665		
347 JAPAN			1482	11882		
352 MEXICO			1212	8516		
354 NETHRLNDS	223	2373	1003	10992		
376 SWITZRLND			664	1574		
383 HAWAII			1219	2643		
400 U STATES	39213	335901	296097	2676173		
	45278	406840	354440	3340590		
WASTE FOR WIPING RACS N O P	CWT				3452	
100 U KINGDOM	1080	9275	7831	133236		
234 AUSTRALIA			257	14084		
236 NEW ZEAL			8	117		
306 BELGIUM	108	1593	1554	20951		
335 GERMANY W	22	377	426	4595		
344 ITALY			110	1869		
347 JAPAN	25	386	95	1304		
354 NETHRLNDS	52	833	1307	20524		
375 SWEDEN	406	9546	1317	32651		
400 U STATES	32778	249381	355781	2763563		
	34471	271391	368686	2992894		

IMPORTS INTO CANADA FOR CONSUMPTION

Articles and Countries from which Imported	MONTH OF SEPTEMBER 1956		NINE MONTHS ENDED SEPTEMBER 1956		Class Number
	Quantities	Values (\$)	Quantities	Values (\$)	
WASTE GARNETTED READY FOR USE	LB				3453
100 U KINGDOM	17219	2302	59207	14965	
306 BELGIUM			100	160	
327 FRANCE	1300	1957	14198	20302	
335 GERMANY W			1790	1143	
347 JAPAN	14392	1731	35392	5211	
400 U STATES	88743	11459	971957	135313	
	121654	17449	1082644	177094	
BATTS BATTING WADDING N O P	LB				3454
400 U STATES	12002	6691	139202	84655	
	12002	6691	139202	84655	
FISH NETS NETTINGS COMMERCIAL	LB				3460
100 U KINGDOM	29294	56928	502687	933297	
318 DENMARK			456	703	
335 GERMANY W	1293	1859	6992	9222	
344 ITALY			3355	4032	
347 JAPAN	11088	24381	426001	567502	
354 NETHRLNDS	4699	4302	64472	61856	
359 NORWAY			712	585	
400 U STATES	6454	25699	106322	282517	
	52828	113169	1110997	1859714	
FISHING LINES COMMERCIAL	LB				3461
100 U KINGDOM	9924	7295	258679	161941	
318 DENMARK	11410	2203	35022	7064	
335 GERMANY W	523	519	43682	36509	
344 ITALY			5995	4662	
347 JAPAN			8665	14754	
354 NETHRLNDS			17179	5879	
359 NORWAY			64777	39963	
366 PORTUGAL			2310	365	
389 IRELAND			2126	552	
400 U STATES	57920	57527	336759	413998	
	79777	67544	775194	685687	
CORDAGE MANILA OVER 1 IN CIRC	LB				3463
100 U KINGDOM	82674	18736	1774861	411486	
318 DENMARK			7972	1566	
335 GERMANY W	1966	529	1966	529	
352 MEXICO			24567	3114	
364 PHIL			12692	2166	
366 PORTUGAL			9688	1813	
400 U STATES			7402	3441	
	84640	19265	1839148	424115	
CORDAGE COMMERCIAL FISH NET	LB				3464
100 U KINGDOM	77815	19086	1215035	286629	
306 BELGIUM			126823	27292	
318 DENMARK	5165	1157	157852	32869	
335 GERMANY W	1049	287	4711	4589	
347 JAPAN	541	405	7380	13703	
352 MEXICO			11051	1765	
354 NETHRLNDS	42577	8880	190862	38098	
364 PHIL			14581	2488	
389 IRELAND			3046	589	
400 U STATES	3320	1581	72414	61149	
	130467	31396	1803755	469171	
CORDAGE OVER 1 INCH N O P	LB				3465
100 U KINGDOM	17660	4914	322731	98543	
335 GERMANY W			300	548	
344 ITALY			8920	446	
400 U STATES	5531	3063	119811	34055	
	23191	7977	451762	133592	
COTTON FABRIC RUBBERIZED	LB				3472
100 U KINGDOM			16808	14423	
335 GERMANY W	852	985	852	985	
400 U STATES	23356	16637	183850	138075	
	24208	17622	201510	153483	
COTTON WINDOW SHADE CLOTH	LB				3473
100 U KINGDOM	432	287	765	501	
400 U STATES	2312	3782	14108	22749	
	2744	4069	14873	23250	
COTTON FABRICS COATED N O P	LB				3474
100 U KINGDOM	14482	16393	411356	271315	
306 BELGIUM			7935	8283	
327 FRANCE	78	161	1587	1662	
335 GERMANY W	217	374	9890	10305	
347 JAPAN	104	69	182674	34971	
354 NETHRLNDS			572	1299	
376 SWITZRLND			240	315	
400 U STATES	264792	280887	3164809	3166745	
	279673	297884	3778263	3494895	
ARTISTS CANVAS COATED PREPARED					3475
100 U KINGDOM		91		938	
306 BELGIUM				410	
354 NETHRLNDS				215	
400 U STATES		80		18437	
		171		20000	
CANVAS FLAX FOR TENTS AWNINGS	LB				3476
100 U KINGDOM	4717	3066	26449	17340	
400 U STATES			1002	973	
	4717	3066	27451	18313	
FABRICS JUTE COATED	LB				3478
100 U KINGDOM			5961	1681	
354 NETHRLNDS			1530	688	
480 U STATES	20866	6205	103561	32040	
	20866	6205	111052	34409	
FABRICS WEG FIBRE COATED	LB				3479
100 U KINGDOM	17407	6382	68763	44479	

IMPORTS INTO CANADA FOR CONSUMPTION

Articles and Countries from which Imported	MONTH OF SEPTEMBER 1956		NINE MONTHS ENDED SEPTEMBER 1956		Class Number
	Quantities	Values (\$)	Quantities	Values (\$)	
306 BELGIUM	315	519	315	519	
347 JAPAN	20875	3885	51888	9738	
400 U STATES	27353	28808	142490	160226	
	65950	39594	263456	214962	
FABRICS FOR BRATTICE CLOTH	LB				3480
100 U KINGDOM			595260	90373	
400 U STATES			5895	1462	
			601155	91835	
FABRICS SILK COATED	LB				3481
100 U KINGDOM			67	250	
400 U STATES	578	3714	5365	30647	
	578	3714	5432	30897	
FABRICS WOOL COATED	LB				3483
100 U KINGDOM	3990	2072	52108	25802	
306 BELGIUM	13904	19124	52057	88772	
327 FRANCE			196	348	
335 GERMANY W	2497	1927	15095	25541	
400 U STATES	3338	6623	116086	99357	
	23729	29746	235542	239820	
FABRICS SYNTHETIC FIBRE COATED	LB				3484
100 U KINGDOM			7972	3248	
306 BELGIUM	25315	25464	321805	346076	
327 FRANCE			17762	34696	
335 GERMANY W			2004	1672	
347 JAPAN			186	163	
354 NETHRLNDS	645	598	645	598	
400 U STATES	159737	227181	1430905	2133783	
	185697	253243	1781279	2520236	
OILCLOTH FLOOR LINOLEUM	LB				3485
100 U KINGDOM	1696345	220816	22292604	2930716	
335 GERMANY W			295780	24776	
347 JAPAN			215	65	
400 U STATES	901180	166155	9102684	1623044	
	2597525	386971	31691283	4578601	
OILCLOTH CARRIAGE SHELF TABLE	LB				3486
100 U KINGDOM	7763	4878	116875	85283	
400 U STATES	68835	57866	567666	464697	
	76598	62744	684541	549980	
TYPEWRITER RIBBONS	LB				3487
100 U KINGDOM	931	2030	7342	18358	
305 AUSTRIA			80	410	
335 GERMANY W			44	2000	
400 U STATES	158	1661	2097	15428	
	1089	3691	9563	36196	
FABRICS COTTON TO COVER RUBBER	LB				3488
100 U KINGDOM	4599	6636	69317	95473	
400 U STATES	314	392	5684	8439	
	4913	7028	75001	103912	
CORD TIRE FABRICS SYNTH FIBRE	LB				3489
100 U KINGDOM			91	137	
316 CUBA			1024638	678498	
354 NETHRLNDS			10123	7189	
400 U STATES	39671	59292	1744513	1548223	
	39671	59292	2779365	2234047	
LACE EMBROIDERIES BOBBINET NOP	LB				3501
100 U KINGDOM	2239	11361	21306	131655	
215 INDIA	769	1447	2069	4341	
231 HONG KONG	105	524	1337	4285	
305 AUSTRIA	420	3096	1133	6869	
306 BELGIUM			116	1653	
313 CHINA			86	280	
317 CZECHOS			55	126	
327 FRANCE	1791	23392	46010	431457	
335 GERMANY W	144	722	1363	7723	
344 ITALY			136	1185	
347 JAPAN	1052	1842	14674	32790	
354 NETHRLNDS			168	739	
367 AZORES	50	348	144	1285	
373 CANARY IS			203	1032	
376 SWITZRLND	126	887	2692	23979	
389 IRELAND			7	103	
400 U STATES	25127	113904	227335	1137607	
	31823	157523	318834	1787109	
CORSETS GIRDLES BRASSIERES					3510
100 U KINGDOM		961		4747	
327 FRANCE		296		553	
335 GERMANY W		378		1860	
347 JAPAN		6771		65257	
400 U STATES		80085		768706	
		88491		841123	
BRACES OR SUSPENDERS AND PARTS					3511
100 U KINGDOM		1880		17642	
327 FRANCE		181		813	
335 GERMANY W		3087		29940	
344 ITALY				250	
400 U STATES		13489		68088	
		18637		116733	
CHURCH VESTMENTS ANY MATERIAL					3512
100 U KINGDOM		1970		14939	
306 BELGIUM		244		1484	
327 FRANCE		4534		75144	
335 GERMANY W				77	
344 ITALY				1356	
354 NETHRLNDS				71	
360 ISRAEL				66	
376 SWITZRLNO				2174	

IMPORTS INTO CANADA FOR CONSUMPTION

Articles and Countries from which Imported	MONTH OF SEPTEMBER 1956		NINE MONTHS ENDED SEPTEMBER 1956		Class Number		
	Quantities	Values (\$)	Quantities	Values (\$)			
GARMENTS KNITTED	400 U STATES	5974		50334	3514		
		12722		145645			
GLOVES MITTS AND MITTENS	100 U KINGDOM	24	111	730	5460	3515	
	327 FRANCE	3	729	3	729		
	335 GERMANY W	1945	3208	11006	17097		
	344 ITALY	22	738	136	2990		
	347 JAPAN			312	343		
	400 U STATES	361	1790	2179	7759		
		2355	6576	14366	34378		
BERETS OF WOOL KNITTED FULLED	100 U KINGDOM	69	976	2279	17432	3516	
	327 FRANCE	13	67	73	1077		
	335 GERMANY W	1	80	27	315		
	344 ITALY	65	369	173	745		
	347 JAPAN	150	1281	2037	9748		
	400 U STATES	1395	10625	8086	56717		
		1693	13398	12675	86034		
CAPS BONNETS BERETS	100 U KINGDOM	324	2141	8755	47635	3517	
	327 FRANCE			1430	5748		
	344 ITALY	362	3285	437	4141		
	359 NORWAY			58	484		
	400 U STATES	33	281	53	409		
		719	5707	10733	58417		
	100 U KINGDOM	1904	8139	26208	147029		3518
	231 HONG KONG			457	305		
	305 AUSTRIA			4	53		
	306 BELGIUM	6	121	34	342		
	318 DENMARK			199	784		
	327 FRANCE	54	326	1431	6687		
	335 GERMANY W	541	5396	1911	11979		
	344 ITALY	726	4492	3045	13981		
	347 JAPAN	4748	5101	116428	175390		
352 MEXICO			38	89			
354 NETHRLNDS	50	316	50	316			
359 NORWAY	301	2647	339	3607			
376 SWITZRLND	385	5104	746	9478			
400 U STATES	14687	66188	181642	563072			
	23402	97830	332532	933112			
HATS OF FUR FELT	100 U KINGDOM	141	7647	1345	65496	3519	
	305 AUSTRIA			2	142		
	306 BELGIUM			23	1105		
	327 FRANCE	2	93	2	93		
	335 GERMANY W			22	1466		
	344 ITALY	92	7303	363	28214		
	400 U STATES	38	2743	203	12797		
		273	17786	1960	109313		
HATS OF WOOL FELT	100 U KINGDOM	140	2619	449	6520	3520	
	327 FRANCE			1	60		
	344 ITALY			12	271		
	400 U STATES	981	16993	2969	52905		
		1121	19612	3431	59836		
HATS OF FUR FELT	100 U KINGDOM	50	2086	184	8484	3521	
	305 AUSTRIA	14	752	82	4639		
	318 DENMARK			1	146		
	327 FRANCE	34	2401	453	20293		
	335 GERMANY W			1	50		
	344 ITALY	199	3918	306	8168		
	376 SWITZRLND	10	830	46	3307		
	400 U STATES	818	35518	2133	98612		
		1125	45505	3206	143699		
FIREMENS AND OTHER HELMETS	100 U KINGDOM	118	3591	836	24662	3522	
	224 JAMAICA			19	330		
	231 HONG KONG			2100	8138		
	305 AUSTRIA	6	351	18	681		
	306 BELGIUM			12	170		
	318 DENMARK			212	428		
	327 FRANCE	51	3527	546	31609		
	335 GERMANY W	123	1737	271	5149		
	344 ITALY	4	342	1003	9101		
	347 JAPAN			1547	2288		
	352 MEXICO			664	671		
	354 NETHRLNDS			34	3270		
	376 SWITZRLND	8	305	357	7692		
	383 HAWAII			4	127		
	390 GERMANY E			94	941		
	400 U STATES	4361	91653	52817	1071035		
	4671	101506	60534	1166284			
KNITTED GOODS	100 U KINGDOM				6609	3524	
	335 GERMANY W				1053		
	400 U STATES		60657		542504		
		60657		550166			
KNITTED GOODS	100 U KINGDOM	785	1345	16273	26696	3524	
	335 GERMANY W	395	521	2071	2887		
	344 ITALY	431	889	467	1278		
	354 NETHRLNDS			127	364		
	376 SWITZRLND			268	1016		
	400 U STATES	20357	38466	148554	282139		
	21968	41221	167760	314388			

IMPORTS INTO CANADA FOR CONSUMPTION

73

Articles and Countries from which Imported	MONTH OF SEPTEMBER 1956		NINE MONTHS ENDED SEPTEMBER 1956		Class Number
	Quantities	Values (\$)	Quantities	Values (\$)	
UNDERWEAR N O P KNITTED	LB				3525
CHEMILLE YARNS AND CORDS	LB				3548
100 U KINGDOM			45	60	
327 FRANCE			280	502	
347 JAPAN			1726	770	
400 U STATES	28	89	593	945	
	28	89	2644	2277	
USED BAGS OF VEGETABLE FIBRE					3550
100 U KINGDOM				986	
400 U STATES		4680		50580	
		4680		51566	
BELTING N O P	LB				3551
100 U KINGDOM	981	987	11770	15031	
335 GERMANY W	65	448	701	998	
400 U STATES	4395	6581	55294	93084	
	5441	8016	67765	109113	
BLANKETS FOR PRINTING PRESSES					3552
100 U KINGDOM		794		19876	
335 GERMANY W		3219		9938	
375 SWEDEN				170	
384 P RICO		1950		7076	
400 U STATES		26103		331110	
		32066		368170	
BRAIDS CORDS FRINGES NOP					3553
100 U KINGDOM		2268		15965	
305 AUSTRIA				883	
306 BELGIUM				822	
317 CZECHO S				334	
327 FRANCE		619		9793	
335 GERMANY W		466		13506	
344 ITALY				71	
347 JAPAN		227		7067	
354 NETHRLNDS		236		633	
375 SWEDEN				1263	
376 SWITZRLND		2507		7049	
400 U STATES		64712		637569	
		71035		694955	
CARPETS N O P	SO FY				3554
100 U KINGDOM	40624	5674	550209	90544	
215 INDIA			8522	3372	
306 BELGIUM	90518	16719	1147355	289649	
317 CZECHO S	10872	2157	15192	3149	
318 DENMARK			930	535	
327 FRANCE			4535	2793	
335 GERMANY W			697	299	
344 ITALY	12504	3044	93519	20586	
347 JAPAN	57226	9902	583336	66469	
354 NETHRLNOS	140	150	17343	4518	
365 POLAND			2070	816	
372 SPAIN			13056	2292	
375 SWEDEN	152	68	284	139	
400 U STATES	178974	81706	1831714	794937	
	391010	119420	4268762	1280098	
CRAPES BLACK MOURNING					3556
CURTAINS N O P					3557
100 U KINGDOM				1167	
400 U STATES		1708		39775	
		1708		40942	
FELT ADHESIVE FOR VESSELS					3558
100 U KINGDOM		701		3682	
		701		3682	
HAT BRAIDS NOT OVER 6 INCHES					3559
231 HONG KONG		650		1351	
335 GERMANY W				219	
344 ITALY		1395		9242	
347 JAPAN				840	
376 SWITZRLND		20039		218570	
400 U STATES		2994		62779	
		25078		293001	
HAT SWEATS CAP PEAKS AND BANDS					3560
100 U KINGDOM				5296	
306 BELGIUM				1917	
376 SWITZRLND				541	
400 U STATES		17207		300703	
		17207		308457	
HOODS AND SHAPES OF FUR FELT	DOZ				3561
100 U KINGDOM	112	4065	930	24066	
317 CZECHO S	3248	73237	18643	349153	
327 FRANCE	903	13469	9317	137988	
344 ITALY	533	11730	7826	133995	
347 JAPAN			100	1156	
376 SWITZRLND	4	61	11	430	
400 U STATES	274	8284	1522	37729	
	5074	110846	38349	684517	
HOODS AND SHAPES OF WOOL FELT	DOZ				3562
317 CZECHO S	40	742	67	1446	
344 ITALY	52	224	52	224	
400 U STATES			4	95	
	92	966	123	1765	
HOODS AND SHAPES KNITTED	DOZ				3563
231 HONG KONG			11	147	
313 CHINA			15	201	
317 CZECHO S	131	1683	298	5384	
321 ECUADOR	240	2400	1310	17284	

IMPORTS INTO CANADA FOR CONSUMPTION

Articles and Countries from which Imported	MONTH OF SEPTEMBER 1956		NINE MONTHS ENDED SEPTEMBER 1956		Class Number
	Quantities	Values (\$)	Quantities	Values (\$)	
335 GERMANY W			42	464	
344 ITALY	345	3203	3859	17369	
347 JAPAN	1900	5649	8296	23887	
352 MEXICO	2016	1559	5627	4406	
355 INDONESIA	6000	4352	11000	7582	
376 SWITZRLND	10	107	710	12025	
400 U STATES	312	2182	19740	141366	
HOODS AND SHAPES N O P	10954	2135	50908	230115	
100 U KINGDOM	DOZ	63	30	428	3564
305 AUSTRIA	15	177	15	177	
327 FRANCE			7	1063	
335 GERMANY W			3	113	
344 ITALY			334	2044	
347 JAPAN			257	1695	
376 SWITZRLND	18	434	462	8252	
400 U STATES	660	4193	4060	30032	
MATERIALS FOR HAT BRAIDS	699	4867	5168	43804	
376 SWITZRLND		4272		4272	3565
400 U STATES		1064		1421	
SURGICAL DRESSINGS		5336		5693	
100 U KINGDOM		39181		298208	3566
335 GERMANY W		1008		25932	
376 SWITZRLND		94		94	
400 U STATES		36871		531251	
ELASTIC WEBBING WOVEN FOR MFRS		77154		855485	
100 U KINGDOM	LB	382	5449	9619	3567
335 GERMANY W	283	1575	2442	6544	
344 ITALY	467	470	4609	9398	
347 JAPAN	165	4239	64174	53961	
354 NETHRLNDS	5697	715	715	1567	
400 U STATES	5359	14847	78291	163687	
ELASTIC WEBBING WOVEN N O P	11971	21513	155680	244776	
100 U KINGDOM	LB	362	8320	14746	3568
327 FRANCE	236	109	10	109	
335 GERMANY W	10	1128	3117	5658	
344 ITALY	365	5517	18008	36692	
347 JAPAN	2519	34204	176853	127720	
354 NETHRLNDS	55204	483	2583	5343	
400 U STATES	228	16424	79798	174233	
WINDOW SHADES ON ROLLERS N O P	11619	58227	288689	364501	
400 U STATES	70181	181		8931	3569
CORDED RIBBONS FOR MENS HATS		181		8931	
400 U STATES	LB	6938	27502	124406	3570
NONELASTIC FABRICS FOR GARTERS	2303	6938	27502	124406	
100 U KINGDOM	LB		20	70	3571
400 U STATES			919	2243	
FABRICS FOR CARD CLOTHING			939	2313	
100 U KINGDOM	LB	606	3447	5043	3572
400 U STATES	493	543	18928	24921	
FIBRE OR TEXTILE PRODUCTS N O P	540	1149	22375	29964	
100 U KINGDOM	1033	467		3232	3573
231 HONG KONG				79	
344 ITALY				2077	
347 JAPAN				549	
376 SWITZRLND				1049	
400 U STATES		13188		103072	
BRAIDED CORD 1 IN CIRC OR LESS		13655		110058	
100 U KINGDOM	LB	467	4163	4939	3574
335 GERMANY W	318	28	28	72	
400 U STATES	2004	1625	63448	45064	
ELASTIC WEBBING BRAIDED	2322	2092	67639	50075	
100 U KINGDOM	LB	1527	7777	11160	3576
335 GERMANY W	966		1349	3092	
344 ITALY			1087	2050	
347 JAPAN	10094	6995	193918	135498	
354 NETHRLNDS			770	1503	
360 ISRAEL			728	716	
400 U STATES	1970	4504	44961	106725	
	13030	13026	250590	260744	

IMPORTS INTO CANADA FOR CONSUMPTION

75

Articles and Countries from which Imported	MONTH OF SEPTEMBER 1956		NINE MONTHS ENDED SEPTEMBER 1956		Class Number
	Quantities	Values (\$)	Quantities	Values (\$)	
GROUP 4					
WOOD WOOD PRODUCTS AND PAPER					
CANE REED OR RATTAN					4002
215 INDIA		3260		10912	
231 HONG KONG		2072		8441	
335 GERMANY W				4966	
347 JAPAN				698	
354 NETHRLNDS				778	
364 PHIL				1530	
400 U STATES		1535		12283	
		6867		39608	
OSIERS WILLOWS AND BAMBOOS					4003
100 U KINGDOM				95	
215 INDIA				388	
231 HONG KONG				120	
347 JAPAN		335		8797	
367 AZORES				5794	
400 U STATES		77		6797	
		412		21991	
CORKWOOD UNMANUFACTURED					4011
366 PORTUGAL		36562		109729	
372 SPAIN				35721	
400 U STATES		2149		13337	
		38711		158787	
FENCE POSTS					4021
400 U STATES	NO				
	233	92	22078	7767	
	233	92	22078	7767	
HICKORY BILLETS					4022
400 U STATES		28122		189103	
		28122		189103	
POLES TELEGRAPH AND PILING					4024
400 U STATES	NO				
	17595	562759	95089	2928921	
	17595	562759	95089	2928921	
RAILWAY TIES					4025
381 ALASKA			356	928	
400 U STATES			92403	294948	
	9597	32881	92759	295876	
	9597	32881	92759	295876	
LOGS ROUND UNMANUFACTURED NOP					4026
400 U STATES	M FT				
	8305	406531	128681	5935982	
	8305	406531	128681	5935982	
HANDLE SHINGLE BOLTS FELLOES					4032
400 U STATES		4880		76596	
		4880		76596	
HUB LAST WAGON OAR GUN BLOCKS					4033
100 U KINGDOM				265	
327 FRANCE				371	
335 GERMANY W		265		265	
344 ITALY				139	
400 U STATES		9981		334883	
		10246		335923	
WOOD TEN PIN BLOCKS ROUGH					4034
TEAK AMARANTH TROPICAL WOODS					4041
100 U KINGDOM				2630	
210 G COAST		916		17981	
211 NIGERIA				3571	
218 MALAYA		3540		6880	
221 B GUIANA		507		13858	
231 HONG KONG				1586	
234 AUSTRALIA				41088	
309 BRAZIL		4052		10819	
314 COLOMBIA		1401		1401	
318 DENMARK		782		955	
321 ECUADOR		1174		2114	
327 FRANCE				3815	
328 FR AFRICA				4534	
337 GUATEMALA		640		15051	
347 JAPAN				2875	
363 PERU				12977	
364 PHIL				4101	
371 THAILAND		14791		26674	
400 U STATES		20655		207364	
		48458		380274	
ASH WHITE					4042
400 U STATES	M FT				
	126	17812	1317	195571	
	126	17812	1317	195571	
CEDAR					4043
400 U STATES	M FT				
	196	23391	2176	291966	
	196	23391	2176	291966	
CHESTNUT					4044
400 U STATES	M FT				
	17	1963	52	4875	
	17	1963	52	4875	
FIR					4045
381 ALASKA			2	142	
400 U STATES		718525	60261	5614779	
	8498	718525	60863	5614921	
	8498	718525	60863	5614921	
GUMWOOD					4046
234 AUSTRALIA	M FT		12	5316	
400 U STATES		7081	326	42465	
	36	7081	338	45781	
	36	7081	338	45781	

IMPORTS INTO CANADA FOR CONSUMPTION

Articles and Countries from which Imported		MONTH OF SEPTEMBER 1956		NINE MONTHS ENDED SEPTEMBER 1956		Class Number	
		Quantities	Values (\$)	Quantities	Values (\$)		
HEMLOCK	400 U STATES	M FT	1568	159638	7856	681198	4047
HICKORY	400 U STATES	M FT	1568	159638	7856	681198	4048
MAHOGANY	210 G COAST	M FT			227	43383	4049
	211 NIGERIA				826	153190	
	222 B HOND				751	99909	
	234 AUSTRALIA	100	25498		295	69520	
	327 FRANCE				5	1180	
	328 FR AFRICA				33	8255	
	337 GUATEMALA	8	1300		669	97032	
	347 JAPAN	41	8875		43	9331	
	364 PHIL	201	28173		2319	359503	
	400 U STATES	88	26883		551	110194	
OAK	400 U STATES	438	90729		1632	380103	
	100 U KINGDOM	M FT			7124	1288217	4050
	347 JAPAN				25	500	
	400 U STATES				228	48497	
	3712		522780		40819	5676356	
PINE SOUTHERN YELLOW OR PITCH	339 HONDURAS	M FT			41072	5725353	4051
	400 U STATES				25	4564	
	238		37256		3164	492243	
PINE WHITE OR OTHER N O P	309 BRAZIL	M FT			3189	503807	4052
	339 HONDURAS	30	3577		3458	467982	
	400 U STATES				22	2946	
	3032		269672		25318	2287422	
POPLAR	400 U STATES	M FT			28798	2758350	4053
	302		39182		3343	440442	
REDWOOD	400 U STATES	M FT			3343	440442	4054
	56		8078		943	208114	
WALNUT	400 U STATES	M FT			943	208114	4055
	279		89871		1813	551113	
LUMBER AND TIMBER HARDWOOD N O P	100 U KINGDOM	M FT			1813	551113	4056
	335 GERMANY W	1	168		1	168	
	347 JAPAN	1	254		1	254	
	381 ALASKA	10	1943		226	42548	
	400 U STATES				1	75	
	2059		203798		18159	1824219	
LUMBER AND TIMBER N O P	381 ALASKA	M FT			18388	1867264	4057
	400 U STATES				26	1983	
	357		21585		174	12900	
	383		23568		4963	368073	
HARDWOOD FLOORING	354 NETHRLNDS	M FT			5137	380973	4058
	400 U STATES				3	1166	
	1602		229436		13952	2168726	
PINE PONDEROSA AND SUGAR	400 U STATES	M FT			13955	2169892	4059
	2320		255295		23645	2592422	
LATHS	400 U STATES	M			23645	2592422	4071
	101		4206		1467	35297	
PICKETS PLAIN	400 U STATES	M			1467	35297	4072
PLYWOOD GLUED OR CEMENTED	100 U KINGDOM					305	4073
	211 NIGERIA					28831	
	218 MALAYA		3768			169	
	305 AUSTRIA					13204	
	306 BELGIUM		3751			10672	
	307 BEL CONGO					346	
	309 BRAZIL					982	
	318 DENMARK					505	
	326 FINLAND		1168			41124	
	327 FRANCE					159249	
	335 GERMANY W					84987	
	344 ITALY		9442			12712	
	347 JAPAN		1089			1431091	
	354 NETHRLNDS		167865			615	
	356 SURINAM		615			2445	
	360 ISRAEL					64947	
	365 POLAND		4918			24335	
	366 PORTUGAL		1009			2858	
	375 SWEDEN		1291			35743	
	381 ALASKA					556	
	400 U STATES		195027			827703	
			391430			2743379	
SHINGLES OF WOOD	400 U STATES	RF SQ					4074
			5764	35578	27791	168042	
VENEERS OF ROSEWOOD ETC	100 U KINGDOM						4075
	318 DENMARK					659	
	327 FRANCE					2040	
	344 ITALY		2031			27682	
	347 JAPAN					829	
						14033	

IMPORTS INTO CANADA FOR CONSUMPTION

Articles and Countries from which Imported	MONTH OF SEPTEMBER 1956		NINE MONTHS ENDED SEPTEMBER 1956		Class Number
	Quantities	Values (\$)	Quantities	Values (\$)	
352 MEXICO				77	
354 NETHRLNDS				2203	
364 PHIL				7545	
400 U STATES		19283		251907	
VENEERS OF WOOD N O P		21314		306975	
100 U KINGDOM				1265	4076
307 BEL CONGO		6608		137827	
318 DENMARK				402	
327 FRANCE				560	
347 JAPAN		1174		1174	
354 NETHRLNDS				2386	
381 ALASKA		130		130	
400 U STATES		85848		1131630	
VENEERS OF WOOD TAPED JOINTED		93760		1275374	
335 GERMANY W		110		110	4077
400 U STATES		5229		38125	
VENEERS AUSTRALIAN BLACKWOOD		5339		38235	
400 U STATES		1367		28240	4078
PLYWOOD FACED WITH METAL		1367		28240	
335 GERMANY W				22078	4079
344 ITALY				1880	
400 U STATES		5416		16879	
BARK CRUDE FOR TANNERS USE		5416		40837	
FUELWOOD	CWT				4081
400 U STATES	CORD				4082
	92	731	1184	7177	
	92	731	1184	7177	
PULPWOOD	CORD				4083
400 U STATES	9563	169461	131418	2251086	
	9563	169461	131418	2251086	
SAWDUST AND WOOD FLOUR					4084
375 SWEDEN				820	
400 U STATES		18083		196737	
BARRELS EMPTY SLACK	NO			197557	
400 U STATES	400	157	1301	725	4090
	400	157	1301	725	
BARRELS EMPTY TIGHT	NO				4091
100 U KINGDOM			174	331	
400 U STATES	25145	66619	175916	516673	
	25145	66619	176090	517004	
STAVES HEADINGS POPLAR ROUGH					4093
STAVES OAK SAWN SPLIT OR CUT	M				4094
400 U STATES	290	91275	2403	767177	
	290	91275	2403	767177	
STAVES ROUGH SAWN N O P	M				4095
STAVES 5 EIGHTHS INCH OR OVER	M				4096
STAVES N O P	M				4097
100 U KINGDOM			121	3059	
400 U STATES	570	21679	2382	98916	
	570	21679	2503	101975	
WOODEN PAILS AND TUBS					4098
375 SWEDEN				371	
400 U STATES		1626		2052	
		1626		2423	
HOOPS HEADS AND LINERS OF WOOD					4099
100 U KINGDOM				2840	
400 U STATES		38428		242083	
		38428		244923	
CORK SLABS BOARDS TILES N O P					4101
100 U KINGDOM				6772	
318 DENMARK		6570		52343	
335 GERMANY W				239	
353 MOROCCO				3103	
366 PORTUGAL		34746		121163	
372 SPAIN		55560		241340	
400 U STATES		5129		111738	
		102005		536698	
CORKS THREE FOURTHS IN OR LESS	LB				4102
100 U KINGDOM			40	126	
366 PORTUGAL	64	66	6523	10758	
372 SPAIN			700	1889	
400 U STATES	182	293	1099	2361	
	246	359	8362	15134	
CORKS OVER THREE FOURTHS INCH	LB				4103
100 U KINGDOM			12	122	
327 FRANCE			75	274	
366 PORTUGAL	10682	16312	53365	84697	
372 SPAIN	1426	6852	8443	22266	
400 U STATES	73	242	8935	17157	
	12181	23406	70830	124516	
CORK SLABS BOARDS FOR MFRS					4104
100 U KINGDOM				2720	
335 GERMANY W				283	
366 PORTUGAL		12939		254415	
372 SPAIN		17712		434950	
400 U STATES		118334		1237783	
		148985		1930151	

IMPORTS INTO CANADA FOR CONSUMPTION

Articles and Countries from which Imported	MONTH OF SEPTEMBER 1956		NINE MONTHS ENDED SEPTEMBER 1956		Class Number
	Quantities	Values (\$)	Quantities	Values (\$)	
MANUFACTURES OF CORKWOOD N O P					4105
100 U KINGDOM		2017		28130	
335 GERMANY W		54		249	
354 NETHRLNDS				1686	
366 PORTUGAL		20862		200892	
372 SPAIN		8187		78185	
400 U STATES		27450		218508	
		58570		527650	
BICYCLE RIM STRIPS OF MAPLE					4111
BILLETS OF WOOD FOR BATS					4112
400 U STATES		12308		60284	
		12308		60284	
GUM STOCKS OF WALNUT ROUGH					4113
WOOD HANDLES FOR AGRIC IMPL					4114
400 U STATES		40321		343299	
		40321		343299	
HANDLES OF WOOD N O P					4118
100 U KINGDOM				1300	
335 GERMANY W		271		2737	
344 ITALY		385		385	
375 SWEDEN				172	
400 U STATES		25562		299862	
		26218		304456	
SHAFTS OR HEADS FOR GOLF CLUBS					4119
400 U STATES		313		13720	
		313		13720	
LASTS OF WOOD					4120
100 U KINGDOM				1004	
400 U STATES		390		29901	
		390		30905	
MEXICAN SADDLE TREES STIRRUPS					4121
400 U STATES		1146		11055	
		1146		11055	
SPOKES HICKORY OAK ROUGH					4122
400 U STATES				913	
				913	
WALKING STICKS AND CANES					4125
100 U KINGDOM		279		12742	
215 INDIA				561	
216 PAKISTAN				560	
305 AUSTRIA				169	
327 FRANCE		527		956	
347 JAPAN				1104	
400 U STATES		238		3070	
		1044		19162	
SULPHITE PULP BL DISSOLVING	CWT				4130
100 U KINGDOM			22	177	
400 U STATES	6723	60160	49138	470990	
	6723	60160	49160	471167	
SODA PULP	CWT				4131
SULPHITE PULP UNBLEACHED	CWT				4132
400 U STATES	62816	377293	582574	3417135	
	62816	377293	582574	3417135	
SULPHITE PULP BLEACHED N O P	CWT				4133
400 U STATES	17933	121480	132323	952321	
	17933	121480	132323	952321	
SULPHATE OR KRAFT PULP	CWT				4134
400 U STATES	18089	117848	191823	1264111	
	18089	117848	191823	1264111	
WOOD PULP MECHANICAL	CWT				4135
PULP OF STRAW OR VEG FIBRE N O P	CWT				4136
100 U KINGDOM			143	3612	
335 GERMANY W			28	1116	
400 U STATES	16264	161618	136710	1268541	
	16264	161618	136881	1273269	
BOBBINS SHUTTLES AND SPOOLS					4141
100 U KINGDOM		793		16401	
335 GERMANY W		982		2147	
376 SWITZRLND		5203		14085	
400 U STATES		20133		241430	
		27111		274063	
CASKETS COFFINS AND METAL PTS					4142
400 U STATES		34541		333638	
		34541		333638	
CHARCOAL MADE FROM WOOD	TON				4143
400 U STATES	122	11342	1039	88122	
	122	11342	1039	88122	
CHURNS N O P WASHBOARDS					4144
100 U KINGDOM		111		1249	
306 BELGIUM				79	
317 CZECHO S				722	
335 GERMANY W		232		4150	
375 SWEDEN		84		569	
388 YUGO SLAV		256		1314	
400 U STATES		1667		13955	
		2350		22038	
CLOTHES PINS AND PARTS	GROSS				4145
100 U KINGDOM			2120	2183	
318 DENMARK	16800	5454	68753	26531	
335 GERMANY W			2400	963	
354 NETHRLNDS	6000	1798	31000	10142	
359 NORWAY	400	141	10200	3330	

IMPORTS INTO CANADA FOR CONSUMPTION

79

Articles and Countries from which Imported	MONTH OF SEPTEMBER 1956		NINE MONTHS ENDED SEPTEMBER 1956		Class Number
	Quantities	Values (\$)	Quantities	Values (\$)	
375 SWEDEN	3100	1463	51027	19084	
400 U STATES			4391	3634	
CRUTCHES OR STAFFS	26300	8856	169891	65867	4146
100 U KINGDOM				100	
400 U STATES		2059		19256	
CURTAIN STRETCHERS		2059		19356	4147
400 U STATES				10269	
DOORS WOOD 6 FT X 2 FT OR OVER	NO			10269	4148
100 U KINGDOM	9	834	26	1336	
335 GERMANY W	1400	7335	4078	20138	
347 JAPAN			4	50	
354 NETHRLNDS	819	3596	12279	47633	
400 U STATES	1014	14785	14337	163519	
EXCELSIOR OR WOOD WOOL	3242	26550	30724	232676	4149
400 U STATES		621		17684	
FIBRE AND MANUFACTURES M O P		621		17684	4150
100 U KINGDOM		637		9374	
327 FRANCE		5917		18707	
335 GERMANY W				3134	
347 JAPAN				142	
375 SWEDEN				6834	
400 U STATES		54677		851612	
FURNITURE MAINLY OF WOOD		61231		889803	4151
100 U KINGDOM		18744		144129	
207 UM SO AFR				50	
215 INDIA		61		1177	
218 MALAYA				431	
223 BARBADOS				87	
224 JAMAICA				239	
231 HONG KONG		12726		101775	
234 AUSTRALIA				150	
236 NEW ZEAL				100	
305 AUSTRIA		399		869	
306 BELGIUM		4685		17157	
313 CHINA				177	
316 CUBA				132	
317 CZECHO S		5852		66262	
318 DENMARK		30915		278328	
322 EGYPT		322		548	
326 FINLAND		119		119	
327 FRANCE		4520		36917	
335 GERMANY W		2705		51086	
344 ITALY		7652		35205	
347 JAPAN		2427		29035	
352 MEXICO		532		2933	
353 MOROCCO				489	
354 NETHRLNDS		177		15140	
359 NORWAY		3793		10555	
363 PERU				142	
365 POLAND				23433	
372 SPAIN		182		292	
375 SWEDEN		1404		29037	
376 SWITZRLND		109		1455	
381 ALASKA		255		735	
383 HAWAII				1092	
388 YUGO SLAV		646		7743	
389 IRELAND				59	
391 LEBANON				186	
392 SYRIA				120	
400 U STATES		449824		4187249	
MATCHES OF WOOD		548049		5044633	4152
100 U KINGDOM				1803	
344 ITALY		117		4523	
359 NORWAY				817	
375 SWEDEN		3271		32861	
400 U STATES		2651		51281	
MOULDINGS OF WOOD		6039		91285	4153
306 BELGIUM				64	
335 GERMANY W				2277	
354 NETHRLNDS				316	
375 SWEDEN				492	
400 U STATES		6962		50726	
SKIS RACQUETS AND FRAMES BATS		6962		53875	4154
100 U KINGDOM		904		45388	
215 INDIA		106		2687	
216 PAKISTAN		6010		39714	
234 AUSTRALIA		82		3399	
305 AUSTRIA		7308		18146	
306 BELGIUM				3307	
317 CZECHO S		121		121	
318 DENMARK		460		1630	
327 FRANCE				1628	
335 GERMANY W		9108		31911	
344 ITALY		2898		4455	
347 JAPAN		144		8603	
354 NETHRLNDS				1521	
359 NORWAY		23049		23914	

IMPORTS INTO CANADA FOR CONSUMPTION

Articles and Countries from which Imported	MONTH OF SEPTEMBER 1956		NINE MONTHS ENDED SEPTEMBER 1956		Class Number
	Quantities	Values (\$)	Quantities	Values (\$)	
365 POLAND				107	
375 SWEDEN		3984		4860	
376 SWITZRLND		102		4054	
400 U STATES		7916		122423	
		62192		319868	
WINDOW SASH OF WOOD					4155
400 U STATES		18705		83955	
		18705		83955	
WOOD BOXES CRATES AND SHOOKS					4156
100 U KINGDOM		688		890	
231 HONG KONG		86		86	
335 GERMANY W		78		1188	
344 ITALY		172		172	
347 JAPAN		307		3864	
375 SWEDEN		336		712	
390 GERMANY E				107	
400 U STATES		10775		160978	
		12442		167997	
MANUFACTURES OF WOOD N O P					4157
100 U KINGDOM		16322		154882	
203 B E AFR				4203	
215 INDIA		136		1637	
217 CEYLON				631	
231 HONG KONG		1298		8751	
234 AUSTRALIA				139	
305 AUSTRIA		103		791	
306 BELGIUM				2390	
309 BRAZIL		4412		4412	
317 CZECHO S				3974	
318 DENMARK		648		6346	
327 FRANCE		2800		33395	
335 GERMANY W		11709		81159	
338 HAITI		90		503	
344 ITALY		5398		31369	
347 JAPAN		28660		264923	
352 MEXICO				639	
354 NETHRLNDS		1650		10406	
355 INDONESIA				77	
359 NORWAY				440	
364 PHIL				108	
365 POLAND				333	
372 SPAIN				58	
375 SWEDEN		3892		34235	
376 SWITZRLND		368		3361	
381 ALASKA		11081		30164	
383 HAWAII		320		549	
388 YUGO SLAV		1923		3592	
390 GERMANY E		82		2237	
400 U STATES		337112		2742910	
		428004		3428614	
BOWLS TRAYS AND DISHES OF WOOD					4158
100 U KINGDOM		453		2131	
203 B E AFR				1644	
215 INDIA				330	
224 JAMAICA				268	
231 HONG KONG		293		522	
318 DENMARK		301		1333	
322 EGYPT				130	
327 FRANCE		152		2367	
335 GERMANY W		872		3360	
338 HAITI		450		2744	
344 ITALY		1165		3541	
347 JAPAN		16102		102861	
352 MEXICO				233	
375 SWEDEN		238		2255	
383 HAWAII				549	
388 YUGO SLAV		225		7010	
400 U STATES		4562		49573	
		24813		180851	
PLAYING CARD STOCK	LB				4159
400 U STATES			153177	33671	
			153177	33671	
CONT BOARD FOR MOIST OILY FOOD	LB				4160
400 U STATES	1451333	133686	16118169	1543128	
	1451333	133686	16118169	1543128	
CARD STOCK BRISTOL BOARD N O P	LB				4161
100 U KINGDOM			496	124	
400 U STATES	46966	7611	1753003	261548	
	46966	7611	1753499	261672	
CHIPBOARD NEWS BOARD	LB				4162
400 U STATES	312050	22646	3296093	255019	
	312050	22646	3296093	255019	
LEATHER BOARD LEATHEROID MFRS	LB				4163
100 U KINGDOM	4145	1356	128790	35596	
306 BELGIUM	14902	3342	34245	7867	
335 GERMANY W	38250	8103	108094	24361	
344 ITALY			600	582	
400 U STATES	9004	4526	252504	61085	
	66301	17327	524233	129491	
MILLBOARD AND BINDERS BOARD	LB				4164
100 U KINGDOM	6549	1302	30257	3570	
400 U STATES	243616	21802	3069366	277238	
	250165	23104	3099623	280808	
PULPBOARD FOR MFR OF WALLBOARD	LB				4165
400 U STATES	3534883	192272	38052763	2040415	
	3534883	192272	38052763	2040415	

IMPORTS INTO CANADA FOR CONSUMPTION

Articles and Countries from which Imported	MONTH OF SEPTEMBER 1956		NINE MONTHS ENDED SEPTEMBER 1956		Class Number
	Quantities	Values (\$)	Quantities	Values (\$)	
PULPBOARD TO WRAP ROLLS PAPER 400 U STATES	LB 1156734	67077	5150089	301254	4166
	1156734	67077	5150089	301254	
STRAWBOARD N O P 400 U STATES	LB		901321	59466	4167
			901321	59466	
PULP BOARD FOR CONTAINERS 400 U STATES	LB 4021965	245644	43080269	2702572	4168
	4021965	245644	43080269	2702572	
BUILDING AND INSULATING BOARD 100 U KINGDOM 317 CZECHOS 326 FINLAND 352 MEXICO 354 NETHRLNDS 359 NORWAY 365 POLAND 375 SWEDEN 400 U STATES	LB 9399 40000 85788 1083246 4062387	1384 1245 4244 48149 426071	62405 40000 285428 396269 20508 69764 250871 7631358 36743080	11684 1245 13268 16271 4117 2918 6288 329760 3991098	4169
	5280820	481093	45499683	4376649	
PULPBOARD OTHER FIBREBOARD N O P 100 U KINGDOM 318 DENMARK 327 FRANCE 352 MEXICO 354 NETHRLNDS 375 SWEDEN 400 U STATES	LB 8480 432216 440696	3136 75510 78646	53485 9164 438 67096 4933 58844 5215740	19293 546 278 2784 1142 4987 807054	4170
			5409700	836084	
ELECTRIC INSULATING PRESSBOARD 100 U KINGDOM 335 GERMANY W 375 SWEDEN 400 U STATES	LB 2526 117792 120318	662 28346 29008	44328 1751 12000 1580893	11092 973 2495 385365	4171
			1638972	399925	
FELTBOARD ROOF FELT NOT COATED 400 U STATES	LB 524868	17869	5712696	198200	4172
	524868	17869	5712696	198200	
PRESSBOARD N O P 100 U KINGDOM 400 U STATES	LB 52533	17504	14109 1240558	3954 344955	4173
	52533	17504	1254667	348909	
SHOEBOARDS 100 U KINGDOM 305 AUSTRIA 306 BELGIUM 335 GERMANY W 400 U STATES	LB 1870 3874 144101 149845	338 792 31395 32525	57914 17640 4540 9924 793145	13659 1967 1117 1641 207917	4174
			883163	226301	
PAPERBOARD FOR SHOEBOARDS 400 U STATES	LB 47029	7791	468709	76869	4175
	47029	7791	468709	76869	
GYP SUM BOARD LATH ROCK LATH 400 U STATES	LB 116500	1851	589575	9998	4176
	116500	1851	589575	9998	
ENAMELLED PAPER 400 U STATES	LB		2891	741	4178
			2891	741	
CARBON PAPER 100 U KINGDOM 305 AUSTRIA 335 GERMANY W 400 U STATES	LB 8021 30940 38961	13788 21352 35140	67980 1137 306 393918	91006 921 196 257859	4175
			463341	349982	
ROTOGRAVURE PRINTING PAPER	LB				4180
BOOK PAPER FOR PERIODICALS 400 U STATES	LB 92717	6987	982320	85300	4181
	92717	6987	982320	85300	
BOOK PRINTING LITHO PAPER N O P 100 U KINGDOM 327 FRANCE 354 NETHRLNDS 381 ALASKA 400 U STATES	LB 4301 261387 265688	2877 54904 57781	58479 10592 2204 980 2673786	19677 1255 585 116 550414	4182
			2746041	572047	
BOOK PRINTING PAPER COATED N O P 100 U KINGDOM 400 U STATES	LB 4390	1015	16599	3963	4183
	414454	98501	3208226	788833	
	418844	99516	3224825	792796	
COATED PAPERS FOR PERIODICALS 400 U STATES	LB 70411	9954	1049522	138124	4184
	70411	9954	1049522	138124	
COVER PAPERS NOT PASTED COATED 100 U KINGDOM 400 U STATES	LB 46889	8583	68664	37369	4185
	46889	8583	326178	78791	
			394842	116160	
COVER PAPERS PASTED COATED 100 U KINGDOM 400 U STATES	LB 65708	15604	4549	2062	4186
	65708	15604	387553	129626	
			392102	131688	
SURFACE COATED PAPER N O P 100 U KINGDOM 306 BELGIUM 327 FRANCE 335 GERMANY W	LB 21852 65708	12040 15604	180766 132 650 4031	106007 65 163 3089	4187

IMPORTS INTO CANADA FOR CONSUMPTION

Articles and Countries from which Imported	MONTH OF SEPTEMBER 1956		NINE MONTHS ENDED SEPTEMBER 1956		Class Number
	Quantities	Values (\$)	Quantities	Values (\$)	
354 NETHRLNDS	594	255	11098	4223	
375 SWEDEN			3525	537	
400 U STATES	163142	125388	1418690	931701	
	185588	137683	1618892	1044785	
NEWSPRINT PAPER	LB				4188
WAXED PAPER IN PACKAGE FORM	LB				4189
WAXED PAPER FOR WRAPPING N O P	LB				4190
100 U KINGDOM			15347	5476	
400 U STATES	31169	9198	551175	146912	
	31169	9198	566522	152388	
GREASEPROOF AND GLASSINE PAPER	LB				4191
305 AUSTRIA			4068	1059	
400 U STATES	32108	9911	601898	162431	
	32108	9911	605966	163490	
TISSUE WRAPPING PAPER	LB				4192
100 U KINGDOM			8038	1589	
305 AUSTRIA			5651	1238	
400 U STATES	93329	8995	499352	68424	
	93329	8995	513041	71251	
VEGETABLE PARCHMENT PAPER	LB				4193
100 U KINGDOM	11772	2590	98047	20955	
306 BELGIUM			6537	1449	
400 U STATES	1221	585	101540	28443	
	12993	3175	206124	50847	
WRAPPING PAPER KRAFT	LB				4195
375 SWEDEN			14956	1718	
400 U STATES	376687	51921	3776245	445602	
	376687	51921	3791201	447320	
WRAPPING PAPER OILED COATED	LB				4196
375 SWEDEN			22358	4037	
400 U STATES	21425	7699	523885	108797	
	21425	7699	546243	112834	
WRAPPING PAPER ALL KINDS N O P	LB				4197
100 U KINGDOM			13325	4431	
335 GERMANY W			624	221	
400 U STATES	106526	14403	1391882	232381	
	106526	14403	1405831	237033	
DUPLEX BACKING PAPER	LB				4198
400 U STATES	70395	39140	489986	242787	
	70395	39140	489986	242787	
IMITATION PARCHMENT WRAPPING	LB				4199
400 U STATES			13437	2694	
			13437	2694	
WRAPPER SHEETS AND HEADS	LB				4200
400 U STATES	7360	692	124878	16402	
	7360	692	124878	16402	
BOND AND LEDGER PAPERS UNCUT	LB				4201
100 U KINGDOM			7033	7011	
400 U STATES	128709	30055	1249345	270554	
	128709	30055	1256378	277565	
ENVELOPES	M				4202
100 U KINGDOM	20	64	245	1948	
306 BELGIUM			4	193	
318 DENMARK			20	50	
327 FRANCE			5	56	
335 GERMANY W			42	146	
344 ITALY			100	930	
359 NORWAY	100	149	300	455	
375 SWEDEN			260	446	
400 U STATES	3369	17879	22988	138885	
	3489	18092	23964	143109	
ONION SKIN AND MANIFOLD PAPER	LB				4203
100 U KINGDOM			6890	3761	
335 GERMANY W	1642	819	19392	7661	
400 U STATES	31269	27509	453940	409545	
	32911	28328	480222	420967	
BOXED PAPER AND PAPERETRIES	LB				4204
100 U KINGDOM	2308	1361	4569	3898	
305 AUSTRIA			300	81	
306 BELGIUM			293	130	
327 FRANCE	510	422	2128	1932	
376 SWITZRLND	290	212	1787	1477	
400 U STATES	11489	10100	181344	116544	
	14597	12095	190421	124062	
HAND MADE PAPER 40 C OR OVER	LB				4205
100 U KINGDOM	671	333	2735	2380	
344 ITALY			1717	790	
	671	333	4452	3170	
WASTE PAPER	CWT				4209
224 JAMAICA			532	373	
318 DENMARK			89	609	
400 U STATES	88943	154359	986210	1847398	
	88943	154359	986831	1848380	
ELECTRIC CABLE INSULATG PAPER	LB				4210
100 U KINGDOM			55344	10779	
326 FINLAND			49127	8581	
344 ITALY			34498	5635	
400 U STATES	187738	100249	2748240	1246774	
	187738	100249	2887209	1271769	
PHOTOGRAPHERS PAPERS					4211
100 U KINGDOM		3520		68713	
306 BELGIUM		9259		196438	
335 GERMANY W		45044		212080	
347 JAPAN				174	

IMPORTS INTO CANADA FOR CONSUMPTION

83

Articles and Countries from which Imported	MONTH OF SEPTEMBER 1956		NINE MONTHS ENDED SEPTEMBER 1956		Class Number
	Quantities	Values (\$)	Quantities	Values (\$)	
376 SWITZRLND 400 U STATES		172601		602	
		230424		2277893	
BLOTTING PAPER NOT PRINTED 100 U KINGDOM 400 U STATES	LB		6554	1824	4212
		10629	311553	95394	
		12697	318107	97218	
CIGARETTE PAPER UNGUMMED 327 FRANCE 400 U STATES	LB		53494	22999	4213
		29896	11576	2008980	
		281753	134813	961714	
		311649	146389	984713	
CIGARETTE PAPER GUMMED ROLLS 400 U STATES	LB		12193	4462	4214
		4368	1565	4462	
		4368	1565	4462	
CIGARETTE PAPERS IN PACKETS 100 U KINGDOM 327 FRANCE 400 U STATES	M		20	365	4215
		150	2234	115060	
			6963	19469	
		150	2234	134894	
CREPE PAPER DECORATIVE ROLLS 400 U STATES	LB		73206	34579	4216
		3447	1629	34579	
		3447	1629	34579	
GUMMED PAPER 100 U KINGDOM 335 GERMANY W 400 U STATES	LB		206604	60742	4217
		31615	8240	589	
		107179	56663	1416860	
		138794	64903	714357	
			1624053	775436	
HANGINGS OR WALL PAPER 100 U KINGDOM 318 DENMARK 327 FRANCE 344 ITALY 347 JAPAN 400 U STATES	LB		138603	30732	4218
		36181	9383	1664	
			573	193	
			1128	438	
		142	283	5029	
		20361	13930	295847	
		56684	23596	441447	
			206604	60742	
			589	337	
			1416860	714357	
			1624053	775436	
PAPER FOR SHOT SHELLS GUN WADS 400 U STATES	LB		393234	102370	4219
		18420	4588	102370	
		18420	4588	102370	
PAPIERMACHE WARE N O P 100 U KINGDOM 335 GERMANY W 344 ITALY 347 JAPAN 400 U STATES	LB		9674	3063	4220
		669	528	282	
			80	90	
		730	334	20311	
		1965	1518	42254	
		3364	2380	72601	
			9674	3063	
			282	331	
			80	90	
			20311	6425	
			42254	18539	
			72601	28448	
PAPER DECALCOMANIA 100 U KINGDOM 400 U STATES	LB		54536	17539	4222
		11174	3294	50029	
		34343	12159	190865	
		45517	15453	67568	
PAPER MATRIX FOR PRINTING 100 U KINGDOM 400 U STATES	LB		1686	165	4223
		82359	34838	891846	
		82359	34838	893532	
PAPER MATTING 347 JAPAN 400 U STATES	LB		2476	1528	4224
		13590	6218	139072	
		13590	6218	141548	
PAPER PHOTO BARYTA COATED 100 U KINGDOM 400 U STATES	LB		11203	3527	4225
		198238	71214	681897	
		198238	71214	693100	
			11203	3527	
			681897	224531	
			693100	228058	
SHINGLES OF PAPER OR FELT 400 U STATES	LB		2594663	72379	4226
		186054	5716	72379	
		186054	5716	2594663	
ROOFING SHEATHING PAPER PREPRD 100 U KINGDOM 400 U STATES	LB		99025	8170	4227
		43304	3182	5923194	
		828842	48012	6022219	
		872146	51194	375789	
TISSUE PAPER N O P 100 U KINGDOM 305 AUSTRIA 306 BELGIUM 400 U STATES	LB		4199	1873	4228
			328	89	
			2043	372	
		37392	8282	417485	
		37392	8282	424055	
			4199	1873	
			328	89	
			2043	372	
			417485	93222	
			424055	95556	
TOILET PAPER 100 U KINGDOM 400 U STATES	LB		2520	494	4229
		176265	21543	1988859	
		176265	21543	1991379	
			2520	494	
			1988859	251021	
			1991379	251515	
TOWELS AND NAPKINS PLAIN 100 U KINGDOM 335 GERMANY W 400 U STATES	LB		757	376	4230
			1310	173	
		39283	8656	827015	
		39283	8656	829082	
			757	376	
			1310	173	
			827015	151599	
			829082	152148	
WAXED STENCIL PAPER 100 U KINGDOM 305 AUSTRIA 318 DENMARK 335 GERMANY W 400 U STATES	LB		334475	287302	4231
		18585	15080	9348	
			300	218	
			160	117	
		6399	7443	43652	
		24984	22523	387935	
			334475	287302	
			9348	4911	
			300	218	
			160	117	
			43652	54984	
			387935	347532	
ALL KINDS OF PAPER N O P 100 U KINGDOM 306 BELGIUM 327 FRANCE 335 GERMANY W 344 ITALY	LB		45643	18185	4232
		1560	820	2783	
			4092	1551	
			8896	5648	
			917	494	

IMPORTS INTO CANADA FOR CONSUMPTION

Articles and Countries from which Imported	MONTH OF SEPTEMBER 1956		NINE MONTHS ENDED SEPTEMBER 1956		Class Number
	Quantities	Values (\$)	Quantities	Values (\$)	
354 NETHRLNDS			3922	797	
393 TAIWAN			606	1510	
400 U STATES			8302210	1801696	
	702297	171929			
	703857	172749	8369069	1830291	
TISSUE PAPER FOR STENCILS	LB				4233
400 U STATES	675	234	6390	1724	
	675	234	6390	1724	
FACIAL TISSUES HANDKERCHIEFS	LB				4234
400 U STATES	149445	31820	2040248	412739	
	149445	31820	2040248	412739	
PAPER MAPKINS M O P	LB				4235
100 U KINGDOM	3890	1767	16066	7253	
318 DENMARK	17490	7677	46494	18563	
327 FRANCE			618	310	
335 GERMANY W	13669	5158	48070	22548	
347 JAPAN			687	883	
354 NETHRLNDS			670	234	
375 SWEDEN			170	85	
400 U STATES	70988	17501	483665	132625	
	106037	32103	596440	182501	
CARBONIZING TISSUE PAPER	LB				4236
100 U KINGDOM	24542	16992	312859	210808	
327 FRANCE			17750	5034	
400 U STATES	67707	17013	1053665	235532	
	92249	34005	1384274	451374	
CABLE INSULATING PAPER N O P	LB				4237
100 U KINGDOM	132310	28849	390000	83560	
326 FINLAND			184487	27195	
344 ITALY			76093	13613	
400 U STATES	64466	21798	562389	162712	
	196776	50647	1212969	287080	
CASH REGISTER PAPER	LB				4238
400 U STATES	9346	5120	88757	25853	
	9346	5120	88757	25853	
FILTER PAPER	LB				4239
100 U KINGDOM	629	185	1233	490	
327 FRANCE			712	261	
335 GERMANY W			401	165	
400 U STATES	125252	83474	1138080	919317	
	125881	83659	1140426	920233	
TABULATING PAPER AND STOCK	LB				4240
400 U STATES	342758	36468	4596822	493701	
	342758	36468	4596822	493701	
BAGS AND SACKS OF PAPER	LB				4241
100 U KINGDOM	815	163	10314	3991	
231 HONG KONG	350	112	350	112	
326 FINLAND	120120	15723	120120	15723	
335 GERMANY W	104	67	1016	492	
347 JAPAN			13554	12867	
354 NETHRLNDS			34137	11808	
365 POLAND			6184	1282	
400 U STATES	410989	75861	3663836	687941	
	532378	91926	3849511	734216	
PAPER PROTECTORS FOR PLANTS					4242
100 U KINGDOM		393		2381	
400 U STATES		67		27336	
		460		29717	
CONTAINERS PAPERBOARD N O P	LB				4243
100 U KINGDOM	5445	5360	29996	20469	
231 HONG KONG	975	445	1375	619	
327 FRANCE	2119	522	8275	4335	
335 GERMANY W	1347	266	7139	3868	
344 ITALY	820	118	1140	202	
347 JAPAN			4475	1570	
354 NETHRLNDS			531	185	
375 SWEDEN			171	83	
376 SWITZRLND	14	85	674	431	
400 U STATES	1360122	416836	9941029	2925465	
	1370842	423632	9994805	2957227	
MILK BOTTLE CAPS OF PAPER					4244
400 U STATES				6159	
				6159	
PAPER TUBES AND CONES FOR YARN	LB				4245
100 U KINGDOM	1364	450	15246	7445	
306 BELGIUM			5412	1734	
335 GERMANY W	6100	4725	25707	16224	
400 U STATES	47126	11649	217851	77817	
	54590	16824	264216	103220	
PAPER PATTERNS BOOT AND SHOE					4246
400 U STATES		2695		24210	
		2695		24218	
POCKET SPUTUM CUPS AND REFILLS					4247
400 U STATES				1074	
				1074	
TWINE OR YARN OF PAPER	LB				4248
335 GERMANY W			440	151	
347 JAPAN	250	529	250	529	
375 SWEDEN	66560	8851	66560	8851	
400 U STATES	92786	20861	701095	159586	
	159596	30241	768345	169117	
WINDOW BLINDS OF PAPER					4251
MANUFACTURES OF PAPER N O P					4252
100 U KINGDOM		31948		266071	
231 HONG KONG		387		2169	
305 AUSTRIA		163		4441	

IMPORTS INTO CANADA FOR CONSUMPTION

Articles and Countries from which Imported	MONTH OF SEPTEMBER 1956		NINE MONTHS ENDED SEPTEMBER 1956		Class Number
	Quantities	Values (\$)	Quantities	Values (\$)	
306 BELGIUM				2758	
318 DENMARK		313		7955	
322 EGYPT				426	
327 FRANCE		1807		9148	
335 GERMANY W		5847		49985	
344 ITALY		243		2954	
347 JAPAN		3145		28987	
354 NETHRLNDS				7376	
359 NORWAY				557	
360 ISRAEL				2000	
365 POLAND				125	
375 SWEDEN		460		2812	
376 SWITZRLND		1796		4750	
389 IRELAND				78	
390 GERMANY E		78		1845	
400 U STATES		445243		4620458	
		491430		5015695	
PAPER CORES	LB				4253
400 U STATES	250289	21698	2212062	202804	
	250289	21698	2212062	202804	
PAPER CUPS DISHES TABLEWARE					4254
100 U KINGDOM				1324	
347 JAPAN				336	
400 U STATES		23926		372945	
		23926		374605	
PAPER DOILIES AND LACE PAPER	LB				4255
100 U KINGDOM	4549	3023	80621	45816	
318 DENMARK			310	155	
400 U STATES	31108	15523	351747	156076	
	35657	18546	432678	202047	
PAPER NOVELTIES FLOWERS GAMES					4256
100 U KINGDOM		15759		35352	
231 HONG KONG		255		394	
305 AUSTRIA		248		502	
318 DENMARK				2324	
327 FRANCE				445	
335 GERMANY W		2921		13144	
347 JAPAN		19366		157698	
352 MEXICO		624		5073	
354 NETHRLNDS		977		4468	
376 SWITZRLND				706	
390 GERMANY E		5061		35477	
400 U STATES		30339		158622	
		75550		414205	
PAPER PATTERNS M O P					4257
100 U KINGDOM				277	
306 BELGIUM				173	
327 FRANCE				994	
400 U STATES		38372		301088	
		38372		302532	
SHIPPING CONTAINERS	LB				4258
100 U KINGDOM			1000	90	
335 GERMANY W			1926	123	
354 NETHRLNDS			5421	417	
400 U STATES	1918951	195888	9457293	1066925	
	1918951	195888	9465640	1067555	
TRAYS FOR PACKAGING APPLES	LB				4259
400 U STATES	151457	21692	572253	75544	
	151457	21692	572253	75544	
PAPER MATCHES					4260
100 U KINGDOM		373		633	
316 CUBA				868	
344 ITALY		1688		6482	
359 NORWAY				516	
400 U STATES		19331		196220	
		21392		204719	
ARTISTS PROOF ETCHINGS					4261
100 U KINGDOM		113		495	
327 FRANCE		208		208	
335 GERMANY W				628	
376 SWITZRLND		159		508	
400 U STATES				1218	
		480		3057	
ADMIRALTY CHARTS MANUSCRIPTS					4262
100 U KINGDOM		1783		3653	
327 FRANCE				971	
335 GERMANY W				246	
354 NETHRLNDS				372	
400 U STATES		3510		54990	
		5293		60232	
BLUEPRINTS NOP AND HYDRO PLANS					4263
100 U KINGDOM		1892		41162	
224 JAMAICA				4500	
234 AUSTRALIA				1010	
327 FRANCE				2426	
335 GERMANY W		754		3628	
354 NETHRLNDS				665	
359 NORWAY				139	
376 SWITZRLND				1154	
400 U STATES		822606		3691751	
		825252		3746435	
MUSIC FOR MECHANICAL PIANOS					4264
400 U STATES		419		4152	
		419		4152	
MUSIC PRINTED					4265
100 U KINGDOM		1881		12115	

IMPORTS INTO CANADA FOR CONSUMPTION

Articles and Countries from which Imported	MONTH OF SEPTEMBER 1956		NINE MONTHS ENDED SEPTEMBER 1956		Class Number
	Quantities	Values (\$)	Quantities	Values (\$)	
234 AUSTRALIA				80	
306 BELGIUM				75	
327 FRANCE		558		8787	
344 ITALY				167	
400 U STATES		21144		184142	
		23583		205366	
NEWSPAPER OR COMIC SECTIONS					4266
400 U STATES		63953		640080	
		63953		640080	
MAGAZINES NEWSPAPERS UNBOUND					4267
100 U KINGDOM		11210		119354	
231 HONG KONG		650		4726	
234 AUSTRALIA				92	
306 BELGIUM		2970		43687	
327 FRANCE		37570		458804	
335 GERMANY W		332		1792	
336 GREECE				166	
344 ITALY		3957		18130	
347 JAPAN		130		874	
354 NETHRLNDS				242	
375 SWEDEN				175	
376 SWITZRLND		1338		6188	
381 ALASKA		67		67	
400 U STATES		1842872		18854060	
		1901096		19508357	
PHOTOGRAPHS NEWS ILLUSTRATION					4268
400 U STATES		1785		17093	
		1785		17093	
PHOTOGRAPHS CHROMOS M O P					4269
100 U KINGDOM		5614		34460	
224 JAMAICA				286	
231 HONG KONG		1072		1621	
234 AUSTRALIA				109	
305 AUSTRIA				137	
306 BELGIUM		385		648	
318 DENMARK				540	
327 FRANCE		895		5610	
335 GERMANY W		254		4310	
344 ITALY		190		1001	
347 JAPAN		3071		28125	
352 MEXICO				1238	
354 NETHRLNDS		115		5392	
360 ISRAEL				200	
372 SPAIN				94	
375 SWEDEN				249	
376 SWITZRLND		430		5057	
378 JORDAN				300	
389 IRELAND				168	
390 GERMANY E		88		1099	
400 U STATES		256567		2167764	
		268681		2258408	
PHOTOGRAPHS FOR REPRODUCTION					4271
100 U KINGDOM				492	
400 U STATES		12391		114473	
		12391		114965	
TRANSFERS DECALCOMANIA					4272
100 U KINGDOM		817		11723	
327 FRANCE				1700	
347 JAPAN				119	
400 U STATES		7427		218921	
		8244		232463	
PAPER FOR DUPLICATING MACHINES	LB				4290
400 U STATES		75726	39332	745021	351722
		75726	39332	745021	351722
ADVERTISING AND PRINTED MATTER	LB				4291
100 U KINGDOM		38139	33081	304951	324962
207 UN SO AFR				175	123
231 HONG KONG				987	929
234 AUSTRALIA	135	166	1531	1943	
236 NEW ZEAL			343	237	
305 AUSTRIA			681	442	
306 BELGIUM	68	150	2327	2795	
318 DENMARK			2256	1319	
327 FRANCE	3102	1969	26611	25008	
335 GERMANY W	6750	7562	80976	72168	
344 ITALY	1650	1327	11291	7142	
347 JAPAN			766	801	
352 MEXICO			1815	245	
354 NETHRLNDS	8868	4607	24408	21306	
359 NORWAY			183	191	
372 SPAIN			510	226	
375 SWEDEN	232	202	10816	8751	
376 SWITZRLND	2278	2173	23250	24201	
380 USSR	400	189	1276	716	
381 ALASKA	63	66	63	66	
400 U STATES	532752	517420	5269021	5457310	
	594437	568912	5764257	5950881	
PRINTED MATTER NOP					4292
100 U KINGDOM		7447		57473	
231 HONG KONG				64	
305 AUSTRIA		97		292	
327 FRANCE		62		1586	
335 GERMANY W		1812		9167	
344 ITALY				2112	
347 JAPAN		4656		25827	
354 NETHRLNDS		107		1035	

IMPORTS INTO CANADA FOR CONSUMPTION

87

Articles and Countries from which Imported	MONTH OF SEPTEMBER 1956		NINE MONTHS ENDED SEPTEMBER 1956		Class Number
	Quantities	Values (\$)	Quantities	Values (\$)	
359 NORWAY				357	
376 SWITZRLND		96		4017	
381 ALASKA				599	
390 GERMANY E				4463	
400 U STATES		195018		2074487	
CARDS FOR PLAYING		209295		2181479	
	PACK				4293
100 U KINGDOM			13914	6368	
305 AUSTRIA			180	54	
327 FRANCE			48	115	
344 ITALY	2004	525	4716	1465	
347 JAPAN			540	188	
400 U STATES	5898	4380	60609	40812	
		7902	80007	49002	
HAND MADE DRAWINGS OR DESIGNS					4294
100 U KINGDOM		367		488	
327 FRANCE				60	
400 U STATES		1025		19668	
		1392		20216	
LABELS TAGS TICKETS					4295
100 U KINGDOM		3147		50756	
224 JAMAICA				224	
231 HONG KONG		51		135	
232 MALTA				343	
234 AUSTRALIA				1221	
318 DENMARK				65	
327 FRANCE		73		988	
335 GERMANY W		312		1548	
344 ITALY				333	
347 JAPAN		410		1888	
352 MEXICO				50	
354 NETHRLNDS				400	
376 SWITZRLND				75	
400 U STATES		137736		931174	
		141729		989200	
PICTORIAL POST CARDS FOLDERS	L8				4296
100 U KINGDOM	1086	1202	5714	9109	
231 HONG KONG			30	94	
305 AUSTRIA	55	113	55	113	
306 BELGIUM	209	285	209	285	
318 DENMARK			119	170	
327 FRANCE	441	1252	4377	7086	
335 GERMANY W	389	461	523	740	
344 ITALY	487	1546	869	2790	
347 JAPAN			1986	1111	
360 ISRAEL			414	580	
376 SWITZRLND		208	637	1352	
400 U STATES	153194	145368	957760	903607	
	156050	150435	972693	927037	
BIBLES PRAYER BOOKS HYMN BOOKS					4301
100 U KINGDOM		32068		365172	
215 INDIA		75		75	
231 HONG KONG		150		257	
234 AUSTRALIA				148	
305 AUSTRIA				291	
306 BELGIUM		15208		230021	
317 CZECHOS				528	
326 FINLAND		250		250	
327 FRANCE		11792		149581	
335 GERMANY W		4471		20830	
336 GREECE				200	
344 ITALY		8068		58809	
347 JAPAN				362	
352 MEXICO				548	
354 NETHRLNDS				2327	
360 ISRAEL		377		1133	
365 POLAND				3500	
372 SPAIN		310		1832	
375 SWEDEN				239	
376 SWITZRLND		647		3290	
378 JORDAN				84	
389 IRELAND				439	
400 U STATES		208769		1791894	
		282185		2631810	
BLANK BOOKS RULED OR PLAIN					4302
100 U KINGDOM		1561		1936	
215 INDIA				150	
335 GERMANY W		421		421	
347 JAPAN				2914	
400 U STATES		723		9192	
		2705		14613	
BOOKS OVER 12 YEARS OLD					4303
100 U KINGDOM				2016	
344 ITALY		100		100	
400 U STATES		1386		6792	
		1486		8908	
TEXT BOOKS FOR SCHOOLS COLLEGE					4305
100 U KINGDOM		9998		63145	
231 HONG KONG				3837	
234 AUSTRALIA		411		477	
305 AUSTRIA				244	
306 BELGIUM		4524		12797	
318 DENMARK				256	
327 FRANCE		8874		109256	
335 GERMANY W		165		2737	
341 ICELAND				450	

IMPORTS INTO CANADA FOR CONSUMPTION

Articles and Countries from which Imported	MONTH OF SEPTEMBER 1956		NINE MONTHS ENDED SEPTEMBER 1956		Class Number
	Quantities	Values (\$)	Quantities	Values (\$)	
344 ITALY		1290		4657	
354 NETHRLNDS				917	
365 POLAND				375	
370 ROUMANIA				189	
376 SWITZRLND				720	
381 ALASKA				125	
400 U STATES		478065		3442481	
		503327		3642663	
BOOKS NOVELS FICTION					
100 U KINGDOM		688		10584	4306
400 U STATES		7996		94746	
		8684		105330	
BOOKS SCIENCE FOR LIBRARIES					
100 U KINGDOM		10145		127876	4307
215 INDIA		705		705	
231 HONG KONG		160		160	
234 AUSTRALIA		275		275	
236 NEW ZEAL		558		827	
306 BELGIUM		823		13503	
318 DENMARK		315		1886	
327 FRANCE		2333		39408	
335 GERMANY W		427		16754	
344 ITALY		114		1610	
347 JAPAN				898	
354 NETHRLNDS		220		4924	
359 NORWAY		275		275	
375 SWEDEN				1535	
376 SWITZRLND		766		6319	
380 USSR				55	
400 U STATES		644344		4300419	
		661460		4517429	
BOOKS GOVERNMENT ASSOCIATION					
100 U KINGDOM		10181		64119	4308
215 INDIA		200		200	
217 CEYLON				450	
224 JAMAICA				140	
234 AUSTRALIA				538	
306 BELGIUM				289	
327 FRANCE		143		15866	
335 GERMANY W		434		6495	
344 ITALY		554		30342	
352 MEXICO				270	
354 NETHRLNDS		53		232	
376 SWITZRLND		300		849	
381 ALASKA				60	
389 IRELAND				571	
400 U STATES		19937		197492	
		31802		317913	
FREIGHT RATES FOR RAILWAYS					
100 U KINGDOM		2246		7639	4309
234 AUSTRALIA				66	
327 FRANCE				159	
335 GERMANY W				784	
354 NETHRLNDS				453	
400 U STATES		2807		32212	
		5053		41313	
BOOKS PRINTED PERIODICALS NON					
100 U KINGDOM		150278		1197241	4310
234 AUSTRALIA				109	
305 AUSTRIA		55		276	
306 BELGIUM				163	
327 FRANCE		327		971	
335 GERMANY W		691		2366	
344 ITALY		272		526	
347 JAPAN				205	
354 NETHRLNDS		3090		12426	
375 SWEDEN				1085	
376 SWITZRLND		69		133	
380 USSR				1016	
400 U STATES		814511		6459546	
		969293		7676063	
BOOKS FOREIGN LANGUAGE					
100 U KINGDOM		522		26698	4311
231 HONG KONG		364		1687	
304 ARGENTINA		257		466	
305 AUSTRIA		61		134	
306 BELGIUM		23110		170398	
317 CZECHOS		61		512	
318 DENMARK				373	
326 FINLAND				234	
327 FRANCE		110154		974202	
335 GERMANY W		2518		20910	
336 GREECE				80	
340 HUNGARY		183		1920	
341 ICELAND				190	
344 ITALY		766		8073	
347 JAPAN				667	
353 MORCCO				3312	
354 NETHRLNDS		5606		30344	
372 SPAIN		184		184	
375 SWEDEN				3939	
376 SWITZRLND		833		6543	
380 USSR		230		1914	
388 YUCO SLAY				551	
400 U STATES		15940		197441	
		160789		1458772	

IMPORTS INTO CANADA FOR CONSUMPTION

Articles and Countries from which Imported	MONTH OF SEPTEMBER 1956		NINE MONTHS ENDED SEPTEMBER 1956		Class Number
	Quantities	Values (\$)	Quantities	Values (\$)	
GROUP 5					
IRON AND ITS PRODUCTS					
IRON ORE					
309 BRAZIL	TON	22314	256573	106711	1280155
350 LIBERIA		11816	101579	34395	374191
400 U STATES		876154	6551337	3258650	24663863
		910284	6909489	3399756	26318209
FERRO TUNGSTEN					
100 U KINGDOM	CWT			1262	202919
400 U STATES		98	3830	103	5335
		98	3830	1365	208254
PIG IRON FOR AGRIC IMPLEMENTS					
400 U STATES	TON			610	40328
				610	40328
PIG IRON N O P					
100 U KINGDOM	TON			1300	78641
234 AUSTRALIA				1275	78347
400 U STATES		172	10610	5098	299596
		172	10610	7673	456584
FERRO MANG UNDER					
1 PC SILICON	CWT			1110	18988
327 FRANCE				1123	18881
347 JAPAN				35453	646306
400 U STATES		2905	45029	37686	684175
		2905	45029		
SILICO MANG OVER					
1 PC SILICON	CWT			2348	38732
347 JAPAN				13676	283502
400 U STATES		750	20804	16024	322234
		750	20804		
FERRO SILICON					
375 SWEDEN	CWT			155	2231
400 U STATES		145	2856	8518	127811
		145	2856	8673	130042
ALLOYS N O P FOR					
MFR OF STEEL	CWT				
100 U KINGDOM		693	58995	4421	351474
205 RHOD NYAS				2154	46650
327 FRANCE		498	11371	2553	56903
335 GERMANY W		112	2452	612	13879
347 JAPAN				1102	18270
375 SWEDEN		42	968	42	968
380 USSR				720	22622
388 YUGO SLAV				553	12260
400 U STATES		8592	246078	81441	2415197
		9937	319864	93598	2938223
BILLETS BESSEMER FOR TUBES	TON				
INGOTS COGGED BLOOMS SLABS N O P					
100 U KINGDOM	TON	6	3579	28	11868
335 GERMANY W				40	4944
375 SWEDEN		1	353	49	4471
400 U STATES		1898	236164	3466	349226
		1905	240096	3583	370509
INGOTS NOT LESS THAN 3 CTS LB	TON				
400 U STATES		239	67474	3957	706895
		239	67474	3957	706895
INGOTS FOR FORGINGS					
400 U STATES	TON			1798	226680
		250	37925	1798	226680
SPONGE IRON					
375 SWEDEN	TON			200	12450
400 U STATES		90	5573	93	13958
		90	5573	293	26408
CAST SCRAP					
381 ALASKA	TON			20	632
400 U STATES		8805	363197	50861	1948674
		8805	363197	50881	1949306
WROUGHT SCRAP					
100 U KINGDOM	TON			3	85
220 BERMUDA				7	150
221 B GUIANA				1	138
236 NEW ZEAL				22	3923
335 GERMANY W		11	210	11	210
381 ALASKA				48	1485
400 U STATES		70198	4029557	512673	24831035
		70209	4029767	512765	24837026
TIN PLATE SCRAP					
400 U STATES	TON			1119	29284
		156	4177	1119	29284
AXLES FOR RAILWAY VEHICLES					
100 U KINGDOM					1239
400 U STATES			15902		118903
			15902		120142
AXLES FOR VEHICLES N O P					
100 U KINGDOM					426
400 U STATES			46529		552761
			46529		553187
AXLES N O P					
100 U KINGDOM					1114
400 U STATES			3591		243011
			3591		244125
CASTINGS FOR AGRIC IMPLEMENTS					
100 U KINGDOM					1303

IMPORTS INTO CANADA FOR CONSUMPTION

Articles and Countries from which Imported	MONTH OF SEPTEMBER 1956		NINE MONTHS ENDED SEPTEMBER 1956		Class Number
	Quantities	Values (\$)	Quantities	Values (\$)	
306 BELGIUM				1 6833	
375 SWEDEN				51	
400 U STATES		12 674		24 5845	
INGOT MOULDS FOR STEEL		12 674		26 4032	
400 U STATES		12 4183		140 6880	5045
MOULDS N O P		12 4183		140 6880	
100 U KINGDOM				1 411	
327 FRANCE				1 717	
400 U STATES		19 117		27 6398	
CASTINGS MALLEABLE N O P ROUGH	CWT	19 117		28 1526	5047
100 U KINGDOM			1 106	1 8769	
335 GERMANY W			1 13	1 870	
400 U STATES	3321	6 7025	34932	69 8956	
CASTINGS NONMALLEABLE NOP RGH	CWT	3321	36151	71 9595	5048
100 U KINGDOM			183	9 168	
335 GERMANY W			22	378	
400 U STATES	2238	4 6871	48 478	53 3771	
CASTINGS OF STEEL N O P ROUGH	CWT	2238	48 683	54 3317	5049
100 U KINGDOM		4	35	2 173	
306 BELGIUM		205	1 104	25 801	
327 FRANCE			503	8 933	
359 NORWAY			2 628	5 7640	
400 U STATES	6454	12 6845	54 704	119 9660	
FORGINGS N O P	6458	12 7050	58 974	129 4207	5050
100 U KINGDOM		1 6628		150 629	
335 GERMANY W		1 275		5 328	
344 ITALY				1 030	
375 SWEDEN		526		526	
400 U STATES		114 274		151 9497	
FORGINGS HOLLOW AND 20 TONS		132 703		167 7010	5051
100 U KINGDOM		7 9819		33 8181	
335 GERMANY W				23 000	
344 ITALY		2 9004		2 9004	
400 U STATES		49 784		45 0557	
PISTON RING CASTINGS ROUGH		158 607		84 0742	5052
100 U KINGDOM				6 949	
400 U STATES		9 631		66 442	
CASTINGS FOR RAILWAY VEHICLES		9 631		73 391	5054
400 U STATES		20 874		65 351	
TIRES STEEL ROUGH RAILWAY		20 874		65 351	5055
100 U KINGDOM	CWT	4080	4 4679	50 635	53 6454
400 U STATES		436	3 999	2 906	28 441
FORGINGS FOR SURGICAL INSTR		4 516	48 678	5 3541	56 4895
STEEL WHEELS FOR RAILWAYS					5057
100 U KINGDOM		31 9079		2 695 933	
400 U STATES		102 33		139 686	
FORGED GOLF CLUB HEADS		329 312		283 5619	5058
400 U STATES		2 450		3 6234	
SEMI FINISHED PISTON CASTINGS		2 450		3 6234	5059
400 U STATES		728		15 952	
BARS BILLETS HOT ROLLED N O P	CWT	728		15 952	5071
400 U STATES			9 469	34 658	
BARS BILLETS COLD ROLLED N O P	CWT		9 469	34 658	5072
100 U KINGDOM	6 778	57 108	48 453	39 8391	
305 AUSTRIA			96	2 295	
306 BELGIUM	504	3 742	8472	53 749	
335 GERMANY W	207	3 683	2 228	21 356	
375 SWEDEN			217	2 428	
400 U STATES	1 6414	18 1598	17 5259	18 641 69	
BARS BILLETS H R 4CTS AND OVER	CWT	23 903	23 4725	23 423 80	5073
100 U KINGDOM	29 653	199 238	158 341	125 3483	
305 AUSTRIA			1837	2 4002	
306 BELGIUM	28047	152 280	23 5082	125 9816	
327 FRANCE	21 456	116 955	3 5447	199 394	
335 GERMANY W	1 909	11 128	9 502	5 6810	
347 JAPAN			4 552	29 328	
375 SWEDEN	349	6 774	5 813	7 2013	
400 U STATES	9 7185	72 2865	97 7979	71 70121	
BARS BILLETS HAMMERED N O P	CWT	17 8529	12 09240	14 28553	100 64967
100 U KINGDOM			123	1 358	5074
381 ALASKA			27	395	
400 U STATES	100	2 920	1 308	3 3804	
BARS HOT ROLLED FOR SHAFTING	CWT	100	2 920	1 450	3 5557
BARS SHEETS STRIP FOR SHOVELS	CWT				5075
400 U STATES	3136	18 859	28 029	169 824	5076
	3136	18 859	28 029	169 824	

IMPORTS INTO CANADA FOR CONSUMPTION

91

Articles and Countries from which Imported	MONTH OF SEPTEMBER 1956		NINE MONTHS ENDED SEPTEMBER 1956		Class Number
	Quantities	Values (\$)	Quantities	Values (\$)	
BARS RODS FOR AGRIC IMPLEMENTS 400 U STATES	CWT 16202	106705	236830	1609655	5077
RAILWAY RAILS N O P	TON 16202	106705	236830	1609655	5078
100 U KINGDOM			26983	2382706	
306 BELGIUM	233	22528	1265	122474	
327 FRANCE			55	5346	
335 GERMANY W	35	3647	943	96371	
354 NETHRLNDS			132	13445	
400 U STATES	901	77185	4755	447258	
STEEL GROOVED TRAMWAY RAILS 400 U STATES	TON 1169	103360	34133	3067600	5079
BARS HOT R ROUNDS AND SQUARES	CWT 1694	12725	8967	71593	5081
100 U KINGDOM			39	638	
305 AUSTRIA			39	195	
306 BELGIUM			43472	310848	
400 U STATES	4922	35434	52517	383274	
RODS FOR HORSESHOE NAILS	CWT				5101
RODS FOR MANUFACTURE OF CHAIN 400 U STATES	CWT		5208	32064	5102
RODS NOT OVER 375 IN FOR WIRE	CWT		5208	32064	5103
100 U KINGDOM	2365	12364	31700	155767	
306 BELGIUM	5483	27504	80514	400997	
335 GERMANY W	17297	92348	83039	448810	
400 U STATES	1913	12860	13635	153868	
WELDING RODS OF ALL KINDS	CWT 27058	145076	208888	1159442	5104
100 U KINGDOM	116	1640	932	21183	
335 GERMANY W	20	572	338	27002	
376 SWITZRLND			12	801	
381 ALASKA			12	384	
400 U STATES	17688	354023	127063	3145068	
BLANKS FOR MILLING CUTTERS 400 U STATES	CWT 17824	356235	128357	3194438	5111
STRIP HOT R 080 INCH OR LESS 400 U STATES	CWT 8	884	35	4471	5112
STRIP HOT R OVER 080 INCH 306 BELGIUM	CWT 8	884	35	4471	5113
327 FRANCE			3135	14341	
400 U STATES	96	433	8632	39738	
STRIP COLD R 080 INCH OR LESS 100 U KINGDOM	CWT 127	1250	15685	114858	5114
306 BELGIUM			192	1819	
335 GERMANY W			10	177	
354 NETHRLNDS			55	959	
375 SWEDEN	520	16139	4382	137172	
400 U STATES	9596	128042	97591	1233374	
STRIP COLD R OVER 080 INCH 100 U KINGDOM	CWT 10243	145431	117915	1488359	5115
400 U STATES	4118	53951	254	2065	
STRIP HOT R FOR COLD ROLLING 400 U STATES	CWT 4118	53951	24476	319177	5116
STRIP FOR MANUFACTURE OF MATS 400 U STATES	CWT		24730	321242	5117
STRIP COLD ROLLED FOR DOORS 100 U KINGDOM	CWT		1308	8330	5118
HOOP TAG METAL FOR LACES 400 U STATES	CWT		428	3476	5119
HOOP STEEL FOR COOPERAGE 100 U KINGDOM	CWT		428	3476	5120
400 U STATES	1557	10801	2038	23224	
PLATES 66 INCHES WIDE OR LESS 100 U KINGDOM	CWT 1557	10801	18112	145064	5121
306 BELGIUM			1264	9615	
312 CHILE	4248	20339	18709	89049	
327 FRANCE			67614	320423	
335 GERMANY W	927	4329	660	3762	
400 U STATES	11192	53871	7192	33601	
PLATES OVER 66 INS LESS 78 INS 100 U KINGDOM	CWT 16367	78539	140427	705314	5122
306 BELGIUM	2324	10764	250069	1226388	
335 GERMANY W	5735	26775	11711	54254	
400 U STATES	12678	61444	30582	142759	
PLATES FLANGED CURVED N O P 100 U KINGDOM	CWT 20737	98983	168957	820214	5123
400 U STATES	1412	9093	1643	12459	
	5413	100405	48499	735553	
	6825	109498	50142	748012	

IMPORTS INTO CANADA FOR CONSUMPTION

Articles and Countries from which Imported	MONTH OF SEPTEMBER 1956		NINE MONTHS ENDED SEPTEMBER 1956		Class Number
	Quantities	Values (\$)	Quantities	Values (\$)	
PLATES FOR BOILERS DIGESTERS 400 U STATES	CWT 7070	60275	110351	829518	5124
	7070	60275	110351	829518	
PLATES STEEL CHEQUER SURFACE 100 U KINGDOM 400 U STATES	CWT 18528	114210	5019	31117	5125
	18528	114210	212859	1267467	
			217878	1298584	
SHEETS OVER 080 INCH THICK NOP 100 U KINGDOM 312 CHILE 381 ALASKA 400 U STATES	CWT 47974	303104	4412	20974	5126
	47974	303104	115	546	
			12	147	
			204426	1246311	
			208965	1267978	
SHEETS 080 INCH OR LESS N O P 100 U KINGDOM 306 BELGIUM 335 GERMANY W 400 U STATES	CWT 15550	103376	272238	1902615	5127
			1103	7917	
		48	525	525	
	105618	697584	1137839	7269012	
	121216	801485	1411228	9180069	
SHEET OR STRIP FOR TIN PLATE 400 U STATES	CWT		1084	2952	5128
			1084	2952	
SHEETS FOR MFR OF HOLLOW WARE 100 U KINGDOM 400 U STATES	CWT 1778	12753	47514	351604	5129
	9552	69553	171893	1225844	
	11330	82306	219407	1577448	
SHEETS BLUE FOR HEATING APP 100 U KINGDOM	CWT		568	4335	5130
			568	4335	
SHEETS 075SILICON FOR ELEC APP 100 U KINGDOM 375 SWEDEN 400 U STATES	CWT 54751	874486	42	989	5131
	54751	874486	56	1361	
			492043	7472127	
			492141	7474477	
SHEETS 50 PER POUND OR OVER 100 U KINGDOM 306 BELGIUM 312 CHILE 317 CZECHO S 327 FRANCE 335 GERMANY W 340 HUNGARY 347 JAPAN 354 NETHRLNDS 375 SWEDEN 381 ALASKA 390 GERMANY E 400 U STATES	CWT 104543	694789	667475	4249436	5132
	28442	183098	192762	1185119	
			5063	37978	
	15352	103548	33365	237819	
	5741	41845	37502	241916	
	28695	183985	210253	1367567	
	1443	9147	6215	44767	
	27026	193538	168211	1101323	
			18194	116046	
			92	2016	
	5	236	29	561	
			2283	14958	
	412143	2689910	3348986	22722599	
	623390	4100096	4690430	31322105	
SHEETS RUST PROOF OVER 5 CTS 100 U KINGDOM 306 BELGIUM 327 FRANCE 335 GERMANY W 375 SWEDEN 400 U STATES	CWT 2298	117139	30411	1427845	5133
			2865	18376	
			2203	13811	
			80	3227	
	9	492	3462	175598	
	18361	668661	195432	6615465	
	20668	786292	234453	8254322	
SHEETS CORRUGATED AND PEBBLED 100 U KINGDOM 400 U STATES	CWT 495	5713	5044	53328	5134
	12236	102006	140575	1144368	
	12731	107719	145619	1197696	
SHEETS COATED WITH PAINT TAR 100 U KINGDOM 335 GERMANY W 400 U STATES	CWT 17936	174069	437	5499	5135
	17936	174069	117	1524	
			214736	2183413	
			215290	2190436	
SHEETS COATED WITH ENAMEL 400 U STATES	CWT 79	2574	2249	37228	5136
	79	2574	2249	37228	
SHEETS COATED WITH TIN 100 U KINGDOM 400 U STATES	CWT 172	2736	4149	65478	5137
	3426	26189	61204	570989	
	3598	28925	65353	636467	
SHEETS COATED WITH METAL N O P 100 U KINGDOM 335 GERMANY W 400 U STATES	CWT 1685	37989	571	10324	5139
		147	792	15479	
	1690	38136	31830	629945	
			33193	655748	
SHEETS COATED WITH ZINC N O P 100 U KINGDOM 306 BELGIUM 335 GERMANY W 347 JAPAN 400 U STATES	CWT 1596	13862	20571	167891	5140
	15	161	311	3664	
	188	1725	200	2372	
			585	5393	
	29222	263948	267907	2436197	
	31021	279696	289574	2615517	
SHEETS FOR COATING WITH METALS	CWT				5141
SHEETS SHAPED FOR AGRIC IMPL 400 U STATES	CWT 2713	46622	21558	288149	5142
	2713	46622	21558	288149	
SHEETS FOR MFR BUCKLE CLASPS 100 U KINGDOM 400 U STATES	CWT 799	7028	3338	34276	5143
	1137	18438	15409	188261	
	1936	25466	18747	222537	

IMPORTS INTO CANADA FOR CONSUMPTION

Articles and Countries from which Imported	MONTH OF SEPTEMBER 1956		NINE MONTHS ENDED SEPTEMBER 1956		Class Number
	Quantities	Values (\$)	Quantities	Values (\$)	
SHEETS COLD ROLLED FOR HINGES 400 U STATES	CWT 30	924	5056	59352	5144
SHEETS FOR MFR OF SADDLERY	CWT 30	924	5056	59352	5145
SHEETS TEMPERED FOR SAWS 100 U KINGDOM 375 SWEDEN 400 U STATES	CWT 14 22 190 226	623 1462 10161 12246	198 1942 2520 4660	8397 118646 138949 265992	5146
SHEETS NOT TEMPERED FOR SAWS 100 U KINGDOM 335 GERMANY W 375 SWEDEN 400 U STATES	CWT 75 2866 2941	2192 105287 107479	626 6 1119 33969 35720	17316 163 45004 1273200 1335683	5147
SHEETS COLD ROLLED FOR PIPE 100 U KINGDOM 400 U STATES	CWT 13354 13354	83492 83492	3387 99977 103364	29530 641214 670744	5148
SKELP 14 INS OR LESS FOR PIPE 306 BELGIUM 335 GERMANY W 400 U STATES	CWT 16559 137195 153754	83544 691506 775050	88596 197391 1274680 1560667	463458 1114046 6267299 7844803	5149
SKELP OVER 14 INS FOR PIPE 306 BELGIUM 400 U STATES	CWT 33029 80650 113679	167731 464153 631884	44020 847409 891429	226808 4607623 4834431	5150
HOT R STRIP FOR MOTOR VEHICLES 400 U STATES	CWT 432 432	3339 3339	7270 7270	52426 52426	5151
WROUGHT OR PUDDLED IRON BILLET	CWT				5152
HOOP STRIP BESSEMER FOR HINGES 400 U STATES	CWT		2312	9976	5153
PLATES 78 INCHES AND OVER 100 U KINGDOM 400 U STATES	CWT 5322 5322	26131 26131	35699 85931 121630	169012 411153 580165	5154
SHEETS COATED LEAD AND TIN 100 U KINGDOM 400 U STATES	CWT 18176 18176	154310 154310	109 134207 134316	1293 1098924 1100224	5157
ANGLES BEAMS 35 LBS OR OVER 100 U KINGDOM 306 BELGIUM 327 FRANCE 335 GERMANY W 359 NORWAY 400 U STATES	CWT 51467 60047 54858 18147 369649 554168	276359 379302 313895 108762 2322555 3400873	309508 477448 233294 84251 1706 3463150 4569357	1580857 2692602 1314140 474605 9758 21194421 27266383	5161
ANGLES BEAMS N O P 100 U KINGDOM 306 BELGIUM 312 CHILE 327 FRANCE 335 GERMANY W 347 JAPAN 359 NORWAY 375 SWEDEN 400 U STATES	CWT 9911 144243 15590 43067 6417 12225 143747 375208	57633 833342 86077 248540 35971 70207 954652 2286422	113670 1404413 35402 481300 26749 120878 51904 330 1740467 3975113	677216 7827623 195422 2627784 157383 631238 298670 15306 11453539 23884181	5162
ANGLES DRILLED 100 U KINGDOM 306 BELGIUM 335 GERMANY W 344 ITALY 400 U STATES	CWT 27127 2623 1041 30791	253631 25697 13975 293303	45707 308 3281 20784 80244 150324	484919 2115 37167 193211 966795 1684207	5163
BEAMS UNDER 5 1 HALF LB PER YD 306 BELGIUM 400 U STATES	CWT 4043 4043	23565 23565	1648 69517 71165	10291 423520 433811	5164
MASTS ANGLES PLATES FOR SHIPS 100 U KINGDOM 306 BELGIUM 312 CHILE 327 FRANCE 335 GERMANY W 340 HUNGARY 347 JAPAN 400 U STATES	CWT 6741 1431 2992 30007 17647 58818	46880 6815 8488 223997 125318 411498	38915 2368 6282 3433 26770 135 80409 255372 413684	257868 12500 30115 29214 173894 1357 602808 1543167 2650923	5165
SASH OR CASEMENT SECTIONS 100 U KINGDOM 306 BELGIUM 400 U STATES	CWT 220 4105 4325	1476 37600 39076	9366 1704 44132 55202	56068 11270 408240 475578	5166
SHAPES 35 LBS PER YARD OR OVER 100 U KINGDOM 306 BELGIUM 327 FRANCE	CWT 188 11486 17052	1184 67218 103422	2398 82802 35187	13295 480112 204074	5167

IMPORTS INTO CANADA FOR CONSUMPTION

Articles and Countries from which Imported	MONTH OF SEPTEMBER 1956		NINE MONTHS ENDED SEPTEMBER 1956		Class Number
	Quantities	Values (\$)	Quantities	Values (\$)	
335 GERMANY W			2318	14186	
344 ITALY			1650	10695	
359 NORWAY			12926	76382	
400 U STATES	26203	167034	247492	1557248	
	54929	338858	384773	2355992	
SILL SECTIONS FOR RAILWAY CARS	CWT				5168
PIPE CAST 5 CTS PER LB OR LESS	CWT				5181
100 U KINGDOM	48025	177847	432925	1569303	
	48025	177847	432925	1569303	
PIPE CAST N O P	CWT				5182
100 U KINGDOM	2542	18499	33021	253404	
306 BELGIUM			73	473	
335 GERMANY W			759	5213	
400 U STATES	1252	31345	9954	219098	
	3794	49844	43807	478188	
PIPE TUBES FOR BOILERS	CWT				5183
100 U KINGDOM	4828	77664	68822	881631	
335 GERMANY W	883	7889	2270	33928	
375 SWEDEN			136	2398	
376 SWITZRLND			3402	38802	
400 U STATES	15657	280535	109139	2203995	
	21368	366088	183769	5160754	
PIPE BEDSTEAD BRASS TRIMMINGS	CWT				5184
PIPE WROUGHT 2 ONE HALF INCHES	CWT				5185
100 U KINGDOM			115	1296	
335 GERMANY W	37	1305	37	1305	
375 SWEDEN			30	465	
400 U STATES	723	6138	2907	36685	
	760	7443	3089	39751	
PIPE SEAMLESS 5 CTS PER LB NOP	CWT				5186
100 U KINGDOM	2158	64086	16339	561843	
335 GERMANY W			1	78	
375 SWEDEN	2690	42515	17597	300942	
400 U STATES	18115	429336	245286	5459915	
	22963	535937	279223	6322778	
PIPE WROUGHT OVER 10 1 HALF IN	CWT				5187
100 U KINGDOM	150192	1097226	877809	5465605	
344 ITALY	4908	35094	14940	108842	
400 U STATES	205357	1717167	3625981	28393190	
	360457	2849487	4518730	33967637	
PIPE WROUGHT LESS 10 1 HALF IN	CWT				5188
100 U KINGDOM	13556	96574	233976	1711221	
305 AUSTRIA			17	552	
306 BELGIUM			242	2226	
327 FRANCE	576	19279	8508	80499	
335 GERMANY W	4	147	2929	25075	
344 ITALY			7943	64304	
354 NETHRLNDS			443	4865	
375 SWEDEN			33	1920	
381 ALASKA	6	68	6	68	
400 U STATES	51152	632740	461616	5332187	
	65294	748808	715713	7222917	
TUBES WROUGHT COATED HALF INCH	CWT				5190
100 U KINGDOM			2	298	
400 U STATES	454	18985	4831	210820	
	454	18985	4833	211118	
PIPE WROUGHT N O P	CWT				5191
100 U KINGDOM	2	112	5194	43806	
335 GERMANY W			111	3235	
375 SWEDEN			1	63	
376 SWITZRLND			21	1541	
400 U STATES	8082	123344	154844	1982552	
	8084	123456	160171	2031197	
PIPE FITTINGS COUPLINGS N O P					5192
100 U KINGDOM		12600		371411	
335 GERMANY W		1339		98934	
347 JAPAN		22234		300232	
375 SWEDEN				197	
400 U STATES		433551		4420145	
		469724		5190919	
PIPE SEAMLESS COLD DR POLISHED	CWT				5193
100 U KINGDOM	11	1531	199	24171	
400 U STATES			1230	20488	
	11	1531	1429	44659	
TUBING STEEL FOR FISHING RODS	CWT				5194
CASING GAS WATER DR OIL WELL	CWT				5195
100 U KINGDOM	35675	386542	308524	2762768	
306 BELGIUM	17812	149333	59597	554094	
327 FRANCE	9703	92536	157365	1451774	
335 GERMANY W	44218	480630	154826	1583175	
340 HUNGARY			337	3092	
344 ITALY	47189	407590	134919	1168922	
347 JAPAN	23970	227532	655050	6047811	
354 NETHRLNDS			8791	87612	
400 U STATES	142838	1521044	1236900	12357000	
	321405	3265207	2716309	26016249	
PIPE FITTINGS WELDING TYPE					5196
100 U KINGDOM		21918		274380	
335 GERMANY W		46116		243353	
347 JAPAN		2548		8520	
400 U STATES		200353		1626613	
		270935		2152866	

IMPORTS INTO CANADA FOR CONSUMPTION

35

Articles and Countries from which Imported	MONTH OF SEPTEMBER 1956		NINE MONTHS ENDED SEPTEMBER 1956		Class Number
	Quantities	Values (\$)	Quantities	Values (\$)	
PIPE FOR WELDING TYPE FITTINGS 400 U STATES	CWT 4004	80617	31978	651172	5197
WIRE BARBED FENCING	CWT 4004	80617	31978	651172	5201
100 U KINGDOM	442	3549	17769	140687	
305 AUSTRIA			118	1169	
306 BELGIUM			17610	115685	
327 FRANCE			2314	14407	
335 GERMANY W			56472	253472	
354 NETHRLNDS			668	4263	
400 U STATES			248	1550	
WIRE FLAT QUARTER INCH OR LESS	CWT 442	3549	95199	531233	5203
100 U KINGDOM	310	3710	1347	18087	
335 GERMANY W			15	251	
400 U STATES	500	8539	5336	96474	
WIRE ZINC COATED	CWT 810	12249	6698	114812	5204
100 U KINGDOM	169	1883	10371	96832	
306 BELGIUM	686	5205	6698	48340	
335 GERMANY W			1617	16901	
347 JAPAN	220	703	538	2619	
400 U STATES	195	6291	21875	342281	
WIRE COATED NOP OR COVERED	CWT 1270	14082	41099	506973	5205
100 U KINGDOM	165	10171	887	29356	
306 BELGIUM			210	2623	
335 GERMANY W			240	3440	
400 U STATES	1235	38004	7309	239795	
WIRE ROPE FOR RIGGING SHIPS	CWT 1400	48175	8646	275214	5206
335 GERMANY W			240	4455	
WIRE ROPE CABLE NOP IRON STEEL	CWT		240	4455	5207
100 U KINGDOM	2137	47478	24467	505301	
306 BELGIUM	54	3475	3765	44443	
335 GERMANY W	443	8310	8444	142272	
344 ITALY			45	891	
347 JAPAN			777	11661	
354 NETHRLNDS	789	13716	7517	123211	
359 NORWAY			648	11688	
375 SWEDEN	26	632	123	2816	
400 U STATES	992	39552	24240	710436	
WIRE STEEL FOR UPHOL SPRINGS	CWT 4441	113163	70026	1552719	5208
335 GERMANY W			24	290	
400 U STATES	2452	24661	45637	421893	
WIRE STEEL FOR CORSET STEELS	CWT 2452	24661	45661	422183	5209
100 U KINGDOM	40	1446	386	13622	
400 U STATES	89	6065	2040	93656	
WIRE STEEL FOR MFR WIRE ROPE	CWT 129	7511	2426	107278	5210
100 U KINGDOM	32296	359028	223790	2528277	
306 BELGIUM	200	1972	2716	31544	
335 GERMANY W	3641	37425	17704	198432	
400 U STATES	10416	153863	131779	1847630	
WIRE ROPE STEEL COMM L FISHING	CWT 46553	552288	375989	4605883	5211
100 U KINGDOM		11462		155487	
306 BELGIUM				256	
354 NETHRLNDS				1618	
359 NORWAY				1856	
400 U STATES				1424	
WIRE STEEL FOR CARD CLOTHING	CWT	11462		160641	5212
100 U KINGDOM	22	805	52	1842	
400 U STATES	3	258	132	8597	
WIRE ROPE CABLE STEEL USED	CWT 25	1063	184	10439	5213
100 U KINGDOM			842	7301	
400 U STATES	3493	12251	27656	116425	
WIRE OF IRON OR STEEL N O P	CWT 3493	12251	28498	123726	5214
100 U KINGDOM	1276	14949	9722	138557	
306 BELGIUM	2646	22220	28074	195991	
318 DENMARK			130	2663	
327 FRANCE	2205	11559	8194	42866	
335 GERMANY W	250	3440	4758	31034	
347 JAPAN	44	941	2682	17068	
354 NETHRLNDS			3480	2014	
375 SWEDEN	302	7084	1932	47373	
400 U STATES	14292	221351	148768	1987345	
WIRE FENCING NOT LESS 080 INCH	CWT 21015	281544	207740	2485043	5215
100 U KINGDDM		6996		78708	
306 BELGIUM		251		6187	
335 GERMANY W		9424		58145	
400 U STATES		1823		60231	
WIRE FENCING WOVEN N O P		18494		203271	5216
100 U KINGDOM		1450		3702	
305 AUSTRIA				9695	
335 GERMANY W				15902	

IMPORTS INTO CANADA FOR CONSUMPTION

Articles and Countries from which Imported	MONTH OF SEPTEMBER 1956		NINE MONTHS ENDED SEPTEMBER 1956		Class Number	
	Quantities	Values (\$)	Quantities	Values (\$)		
400 U STATES		2764		52070		
WIRE NETTING FOR FUR FARMS		4214		81369	5217	
100 U KINGDOM		4794		28126		
306 BELGIUM		500		500		
400 U STATES		5145		86163		
WIRE SCREENS DOORS WINDOOWS		10439		114789	5218	
100 U KINGDOM		8827		72492		
335 GERMANY W		5478		2336		
400 U STATES		14305		87041		
WIRE MESH IN ACETATE FILM				161869	5219	
100 U KINGDOM		254		21472		
400 U STATES		2357		14747		
WIRE CLOTH OR SCREEN OF IRON		2611		36219	5220	
100 U KINGDOM		763		11895		
335 GERMANY W		231		58012		
347 JAPAN		2016		174779		
354 NETHRLNDS		925		8492		
400 U STATES		20416		263857		
WIRE NETTING OF IRON OR STEEL		24351		517035	5221	
100 U KINGDOM		721		26392		
305 AUSTRIA				12731		
306 BELGIUM		523		28523		
327 FRANCE				13682		
335 GERMANY W		52		33826		
347 JAPAN		2008		2008		
354 NETHRLNDS				207		
400 U STATES		13519		122878		
WIRE RUSTPROOF FOR FISHING		16823		240247	5222	
400 U STATES		498		16752		
WIRE ROPE FOR WELL DRILLING		498		16752	5223	
100 U KINGDOM				6434		
335 GERMANY W		11476		37822		
354 NETHRLNDS				9130		
400 U STATES		3693		154426		
WELDED WIRE FABRIC REINFORCING	CWT	15169		207812	5224	
100 U KINGDOM	244	2241	3005	25181		
306 BELGIUM	9029	56109	80977	508019		
400 U STATES	4815	51180	57705	598536		
CABLE CHAIN FOR SHIPS	CWT	14088	109530	141687	1131736	5231
100 U KINGDOM	256	4883	5054	82294		
327 FRANCE			201	2527		
400 U STATES	39	190	1901	26227		
COIL CHAIN 9 EIGHTHS AND OVER	CWT	295	5073	7156	111048	5232
100 U KINGDOM	1738	9454	13147	85565		
335 GERMANY W			992	2835		
347 JAPAN			6	151		
354 NETHRLNDS			11	161		
366 PORTUGAL			30	200		
400 U STATES	157	5217	3775	103836		
COIL CHAIN UNDER 9 EIGHTHS IN	CWT	1895	14671	17961	192748	5233
100 U KINGDOM	138	3129	3756	65681		
306 BELGIUM			353	3954		
335 GERMANY W	5	58	1626	20742		
354 NETHRLNDS			36	709		
400 U STATES	608	21587	3772	129528		
SPROCKET CHAIN FOR AGRIC IMPL		751	24774	9543	220614	5234
335 GERMANY W		2851		158421		
400 U STATES		5703		559177		
SILENT CHAIN ROLLER CHAIN		8554		717598	5235	
100 U KINGDOM		56299		408424		
317 CZECHO S				909		
335 GERMANY W		1984		79174		
347 JAPAN		4114		25720		
354 NETHRLNDS				1284		
400 U STATES		233379		1503446		
CHAINS N O P		295776		2018957	5236	
100 U KINGDOM		2882		66935		
317 CZECHO S				2028		
318 DENMARK				308		
327 FRANCE				129		
335 GERMANY W		697		44615		
376 SWITZRLNO				1116		
400 U STATES		94625		796592		
DIESEL ENGINE PARTS N O P		98204		911723	5240	
100 U KINGDOM		86782		1029037		
305 AUSTRIA				871		
318 DENMARK				7532		
327 FRANCE				6389		
335 GERMANY W		2250		25892		
344 ITALY		3152		15830		
347 JAPAN				7401		

IMPORTS INTO CANADA FOR CONSUMPTION

Articles and Countries from which Imported	MONTH OF SEPTEMBER 1956		NINE MONTHS ENDED SEPTEMBER 1956		Class Number
	Quantities	Values (\$)	Quantities	Values (\$)	
354 NETHRLNDS		158		7390	
359 NORWAY		88		878	
375 SWEDEN		164		31774	
376 SWITZRLND		5130		42503	
381 ALASKA		159		159	
400 U STATES		1075381		10281414	
		1173264		11457070	
BOILERS AND PARTS N O P					5241
100 U KINGDOM		140		8194	
335 GERMANY W				251	
354 NETHRLNDS				1512	
359 NORWAY				306	
361 PANAMA				338	
400 U STATES		373518		2213334	
		373658		2223935	
AUTOMOBILE ENGINES AND PARTS	NO				5242
100 U KINGDOM		30073	19	310359	
305 AUSTRIA				418	
306 BELGIUM				393	
327 FRANCE			2	900	
335 GERMANY W		2353	35	97787	
400 U STATES	486	998586	22628	10830131	
	486	1031012	22684	11239988	
ENGINES DIESEL SEMI DIESEL	NO				5243
100 U KINGDOM	99	152710	2282	2762443	
305 AUSTRIA			6	6637	
318 DENMARK	1	11678	8	18176	
335 GERMANY W	4	1216	57	62468	
347 JAPAN			18	27776	
375 SWEDEN			12	15462	
400 U STATES	265	1539370	2746	13769177	
	369	1704974	5129	16662139	
ENGINES GAS MARINE AND PARTS	NO				5244
100 U KINGDOM	8	7241	31	27310	
335 GERMANY W			1	391	
400 U STATES	74	91892	728	834273	
	82	99133	760	861974	
ENGINES MOTOR TRUCK AND PARTS	NO				5245
100 U KINGDOM	60	133215	284	559285	
306 BELGIUM				526	
335 GERMANY W			119	36495	
354 NETHRLNDS			14	668	
400 U STATES	1328	1056719	15822	9812756	
	1388	1189934	16239	10409730	
ENGINES FISHING BOAT AND PARTS	NO				5246
100 U KINGDOM			5	2004	
375 SWEDEN		109		109	
400 U STATES	4	6522	132	111843	
	4	6631	137	113956	
PARTS OF AIRCRAFT ENGINES					5248
100 U KINGDOM		281458		2913800	
231 HONG KONG		175		288	
234 AUSTRALIA				6092	
317 CZECHO S				1857	
347 JAPAN				659	
354 NETHRLNDS				142	
381 ALASKA				400	
400 U STATES		1950579		12072919	
		2232212		14996157	
OUTBOARD MOTORS AND PARTS	NO				5250
100 U KINGDOM	4	312	172	15470	
335 GERMANY W			2	291	
375 SWEDEN			9	785	
381 ALASKA	1	350	1	413	
400 U STATES	353	431199	10245	4534894	
	358	431861	10429	4551853	
ENGINES UP TO 1 AND 1 HALF H P	NO				5251
100 U KINGDOM		573	25	1225	
400 U STATES	178	6525	3968	122872	
	178	7098	3993	124097	
ENGINES GAS N O P AND PARTS	NO				5252
100 U KINGDOM		3143	63	37667	
327 FRANCE			1	19254	
335 GERMANY W		972	14	8596	
347 JAPAN			8	317	
381 ALASKA			2	125	
400 U STATES	9127	722245	102159	9083189	
	9127	726360	102247	9149148	
ENGINES STEAM N O P AND PARTS	NO				5253
100 U KINGDOM	1	3253	19	115572	
335 GERMANY W	1	7300	1	7300	
400 U STATES	19	31141	208	741077	
	21	41694	228	863949	
FIRE ENGINES MACHINES AND PTS	NO				5254
100 U KINGDOM		780	29	38789	
400 U STATES	14	26569	154	360660	
	14	27349	183	399449	
LOCOMOTIVES RAILWAY N O P	NO				5255
400 U STATES	2	11719	28	209942	
	2	11719	28	209942	
LOCOMOTIVE CHASSIS TOPS WHEELS					5256
100 U KINGDOM				40148	
306 BELGIUM				1394	
335 GERMANY W				2166	
375 SWEDEN				2277	
400 U STATES		279834		2338448	
		279834		2384433	

IMPORTS INTO CANADA FOR CONSUMPTION

Articles and Countries from which Imported	MONTH OF SEPTEMBER 1956		NINE MONTHS ENDED SEPTEMBER 1956		Class Number
	Quantities	Values (\$)	Quantities	Values (\$)	
LOCOMOTIVES SAWMILL MINING	NO				
100 U KINGDOM	4	43486	37	384575	5257
335 GERMANY W		94		1023	
400 U STATES	11	152659	124	1726129	
	15	196239	161	2111727	
ENGINES AIRCRAFT UP TO 200 HP	NO				
100 U KINGDOM			2	1000	5258
220 BERMUDA			1	250	
381 ALASKA	1	2250	2	3950	
400 U STATES	19	18328	234	297916	
	20	20578	239	303116	
ENGINES AIRCRAFT 201 TO 500 HP	NO				
100 U KINGDOM			1	12468	5259
400 U STATES	13	33557	182	529587	
	13	33557	183	542055	
ENGINES AIRCRAFT 501 TO 1000HP	NO				
100 U KINGDOM	1	6089	1	6089	5260
400 U STATES	3	20552	44	338223	
	4	26641	45	344312	
ENGINES AIRCRAFT OVER 1000 HP	NO				
100 U KINGDOM	5	32131	39	911861	5261
352 MEXICO			2	21500	
383 HAWAII			1	7292	
400 U STATES	13	551271	365	7679869	
	18	583402	407	8620522	
CREAM SEPARATOR PARTS					
100 U KINGDOM				3807	5290
318 DENMARK				956	
326 FINLAND				3283	
335 GERMANY W				15888	
354 NETHRLNDS				843	
375 SWEDEN		1263		27846	
400 U STATES		3775		56439	
		5038		109062	
CREAM SEPARATORS	NO				
100 U KINGDOM			15	2696	5292
318 DENMARK			15	22449	
326 FINLAND			6	9963	
335 GERMANY W	1	835	953	102627	
375 SWEDEN	265	13414	5642	438239	
400 U STATES	127	21862	4010	739316	
	393	36111	10641	1315290	
MILK CLARIFIERS AND PARTS					
326 FINLAND				5836	5293
375 SWEDEN				19282	
400 U STATES		4448		16905	
		4448		42023	
MILKING MACHINES AND PARTS					
100 U KINGDOM		1905		2396	5294
375 SWEDEN				141	
400 U STATES		110449		1688205	
		112354		1690742	
PASTEURIZERS DAIRY AND PARTS	NO				
100 U KINGDOM		18333	57	198976	5295
236 NEW ZEAL				150	
335 GERMANY W			3	8373	
375 SWEDEN		1154		59647	
400 U STATES	12	9090	560	296966	
	12	28577	620	564112	
POWER DAIRY MACHINERY					
100 U KINGDOM		8345		73724	5296
318 DENMARK				5624	
327 FRANCE		3388		3388	
335 GERMANY W		1328		42145	
354 NETHRLNDS				2500	
375 SWEDEN				182	
376 SWITZRLND		427		30984	
400 U STATES		69246		1427245	
		82734		1585792	
FORKS PRONGED	NOZ				
100 U KINGDOM			119	1474	5301
335 GERMANY W	50	474	3444	20585	
347 JAPAN	6	72	6	72	
400 U STATES	30	747	2611	53605	
	86	1293	6180	75736	
HARVESTERS AND PARTS	NO				
100 U KINGDOM				7841	5302
236 NEW ZEAL			1	363	
335 GERMANY W				7880	
400 U STATES	195	175911	2218	2637009	
	195	175911	2219	2653093	
HAY LOADERS AND PARTS	NO				
400 U STATES	6	7997	537	117326	5303
	6	7997	537	117326	
HAY TEDDERS AND PARTS	NO				
400 U STATES			1	150	5304
			1	150	
MOWING MACHINES AND PARTS	NO				
100 U KINGDOM		107	32	9454	5305
335 GERMANY W			13	4477	
400 U STATES	232	92680	8053	2361738	
	232	92787	8098	2375669	
POTATO DIGGERS PLANTERS PARTS	NO				
100 U KINGDOM	1	2726	4	3631	5306
327 FRANCE			1	155	
335 GERMANY W			2	196	

IMPORTS INTO CANADA FOR CONSUMPTION

Articles and Countries from which Imported	MONTH OF SEPTEMBER 1956		NINE MONTHS ENDED SEPTEMBER 1956		Class Number
	Quantities	Values (\$)	Quantities	Values (\$)	
400 U STATES	114	58004	1201	451917	
RAKES HORSE OR POWER AND PARTS	115	60730	1208	455899	5307
100 U KINGDOM	NO		93	9734	
335 GERMANY W				105	
400 U STATES	245	70689	7719	2098155	
RAKES N O P	245	70689	7812	2107994	5308
100 U KINGDOM	DOZ		754	3610	
335 GERMANY W			441	2033	
347 JAPAN			5371	6657	
375 SWEDEN			25	405	
400 U STATES	2378	12457	20401	139717	
REAPERS AND PARTS	2378	12457	26992	152422	5309
SCYTHES	NO				
100 U KINGDOM	DOZ		415	6104	5310
305 AUSTRIA			1132	20584	
375 SWEDEN			290	4084	
400 U STATES	207	2692	3200	44457	
SICKLES OR REAPING HOOKS	207	2692	5037	75229	
100 U KINGDOM	DOZ				5311
400 U STATES			307	1591	
CULTIVATORS SCUFFLERS AND PTS			1293	9396	
100 U KINGDOM			1600	10987	5321
318 DENMARK				56351	
335 GERMANY W				369	
344 ITALY				569	
347 JAPAN				753	
376 SWITZRLNO				428	
400 U STATES		71868		445	
DRILLS SEED SEEDERS AND PARTS		71868		2651571	
100 U KINGDOM				2710486	5322
400 U STATES				2274	
HARROWS DISC AND PARTS		28751		1146005	
400 U STATES		28751		1148279	5323
HARROWS AND PARTS N O P					
100 U KINGDOM					5324
335 GERMANY W		87		14442	
400 U STATES				230	
HOES		9931		357715	
100 U KINGDOM	DOZ			372387	5325
305 AUSTRIA			113	576	
335 GERMANY W			27	247	
400 U STATES			92	380	
PLOUGHS DISC AND PARTS	8	52	3155	33381	
100 U KINGDOM	8	52	3387	34584	5326
400 U STATES				100	
PLOUGHS AND PARTS N O P		58245		644000	
100 U KINGDOM		58245		644100	5327
207 UN SO AFR				8694	
327 FRANCE				1957	
400 U STATES				135	
ROLLERS FARM OR LAWN AND PARTS		105825		1943293	
400 U STATES		105825		1954079	5328
FANNING MILL PEAVINERS AND PTS	NO				
400 U STATES	13	486	2217	68281	
HARVESTER COMBINES AND PARTS	13	486	2217	68281	5331
100 U KINGDOM					
327 FRANCE					
335 GERMANY W					
400 U STATES	248	238854	1229	949083	
THRESHING MACHINE SEPARATORS	248	238854	1229	949083	5332
100 U KINGDOM					
327 FRANCE					
335 GERMANY W					
400 U STATES		729		46229	
THRESHING MACHINE PARTS				1210	
100 U KINGDOM				37496	
327 FRANCE				1	
335 GERMANY W				2886	
400 U STATES	240	1041793	2887	13572491	
ELECT GENERATORS FARM AND PTS	240	1043517	2887	13657426	5333
400 U STATES					
FODDER FEED CUTTERS AND PARTS	NO				
400 U STATES	35	14713	68	29852	5334
FRUIT VEGETABLE GRADING MACH	35	14713	68	29852	
100 U KINGDOM					
335 GERMANY W					
354 NETHRLNDS					
400 U STATES		11667		286547	5342
GRAIN HAY GRINDERS AND PARTS		11667		286547	
100 U KINGDOM					
400 U STATES					
FODDER FEED CUTTERS AND PARTS					
400 U STATES					
NO					
54	28532	390	208359	5343	
54	28532	390	208359		
FRUIT VEGETABLE GRADING MACH					
100 U KINGDOM					
335 GERMANY W					
354 NETHRLNDS					
400 U STATES		64		1708	5344
GRAIN HAY GRINDERS AND PARTS		64		1110	
100 U KINGDOM					
400 U STATES		68811		64	
NO		68875		423695	
123	28629	1354	394802	5345	
123	28629	1354	394974		

IMPORTS INTO CANADA FOR CONSUMPTION

Articles and Countries from which Imported	MONTH OF SEPTEMBER 1956		NINE MONTHS ENDED SEPTEMBER 1956		Class Number
	Quantities	Values (\$)	Quantities	Values (\$)	
MAY PRESSES AND PARTS	NO				5346
100 U KINGDOM		241		127952	
335 GERMANY W			205	106291	
400 U STATES	278	339023	7585	9234869	
	278	339264	7790	9469112	
MANURE SPREADERS AND PARTS	NO				5350
100 U KINGDOM				174	
400 U STATES	396	100683	3832	1291178	
	396	100683	3832	1291352	
POST HOLE DIGGERS AND PARTS	NO				5352
335 GERMANY W	2	4077	2	4077	
400 U STATES	213	12730	2684	122465	
	215	16807	2686	126542	
SPADES AND SHOVELS	NO				5353
100 U KINGDOM	145	1581	4900	56745	
231 HONG KONG			22	150	
335 GERMANY W			44	562	
347 JAPAN	41	454	2457	26676	
400 U STATES	74	806	3438	45824	
	260	2841	10861	129957	
SPRAYING AND OUSTING MACHINES					5354
100 U KINGDOM				13458	
318 DENMARK				15751	
335 GERMANY W				2257	
347 JAPAN				470	
354 NETHRLNOS				940	
376 SWITZRLND				5976	
400 U STATES		44543		1979050	
		44543		2017902	
STUMPING MACHINES AND PARTS	NO				5355
TRACTION DITCHING MACH AND PTS	NO				5356
100 U KINGDOM		1660	1	14567	
400 U STATES	15	177134	97	1204762	
	15	178794	98	1219329	
TRACTORS INTERNAL COMBUSTION	NO				5357
100 U KINGDOM	78	121517	925	1994013	
317 CZECHO S			1	1250	
335 GERMANY W	10	28284	54	136056	
354 NETHRLNOS			8	12425	
375 SWEDEN			9	1615	
381 ALASKA			6	46611	
400 U STATES	1228	5190743	29528	85742758	
	1316	5340544	30531	87934728	
TRACTOR PARTS AND ACCESSORIES					5358
100 U KINGDOM		18312		412376	
327 FRANCE				383	
335 GERMANY W		1676		58855	
354 NETHRLNOS				146	
375 SWEDEN				141	
376 SWITZRLND				285	
381 ALASKA		5830		21802	
400 U STATES		3338479		37379618	
		3364297		37873606	
WINDMILLS AND PARTS					5361
400 U STATES		747		4925	
		747		4925	
PRUNING HOOKS SHEARS					5362
100 U KINGDOM				12037	
327 FRANCE				826	
335 GERMANY W				5170	
344 ITALY				14815	
376 SWITZRLND		1053		2810	
400 U STATES		5187		75694	
		6240		111352	
AGRIC IMPLEMENTS	NO				5363
100 U KINGDOM		2420		26371	
306 BELGIUM		283		223	
335 GERMANY W		3497		9413	
347 JAPAN				485	
354 NETHRLNOS				2536	
375 SWEDEN				3031	
376 SWITZRLND		447		447	
400 U STATES		1015499		10426309	
		1022086		10468815	
KNIVES AND FORKS	TABLE				5371
100 U KINGDOM		26991		227110	
215 INDIA		502		901	
220 BERMUOA		100		100	
305 AUSTRIA				4965	
318 DENMARK		1581		11184	
327 FRANCE				8630	
335 GERMANY W		5887		72212	
344 ITALY		302		4055	
347 JAPAN		43477		430548	
352 MEXICO				77	
354 NETHRLNOS				2263	
359 NORWAY				218	
371 THAILAND				173	
375 SWEDEN		1658		9312	
376 SWITZRLND				133	
400 U STATES		26439		188729	
		106937		960610	
POCKET KNIVES					5372
100 U KINGDOM		10007		162386	
305 AUSTRIA				414	

IMPORTS INTO CANADA FOR CONSUMPTION

101

Articles and Countries from which Imported	MONTH OF SEPTEMBER 1956		NINE MONTHS ENDED SEPTEMBER 1956		Class Number
	Quantities	Values (\$)	Quantities	Values (\$)	
327 FRANCE				1904	
335 GERMANY W		10062		158892	
344 ITALY				8544	
347 JAPAN		1751		20356	
354 NETHRLNDS				225	
375 SWEDEN		311		1371	
376 SWITZRLND		184		2419	
400 U STATES		5721		73897	
		28036		430408	
RAZORS N O P AND PARTS					5373
100 U KINGDOM		1788		12151	
335 GERMANY W		771		10837	
376 SWITZRLND				499	
400 U STATES		2948		177161	
		5507		200648	
SAFETY RAZOR BLADES	DOZ				5374
100 U KINGDOM	8588	1469	303818	41092	
318 DENMARK			46899	2616	
335 GERMANY W	23415	1073	370378	18143	
360 ISRAEL			8334	742	
375 SWEDEN			500	116	
400 U STATES	99277	5244	938681	63057	
	131280	7786	1668610	125766	
SCISSORS AND SHEARS N O P					5375
100 U KINGDOM		7392		132555	
216 PAKISTAN		586		1699	
327 FRANCE		424		3175	
335 GERMANY W		36490		384533	
344 ITALY		156		19472	
347 JAPAN		5609		22818	
354 NETHRLNDS				2104	
375 SWEDEN				52	
400 U STATES		38360		347113	
		89017		913521	
OTHER KNIVES N O P					5376
100 U KINGDOM		7988		68237	
215 INDIA				294	
231 HONG KONG		83		254	
318 DENMARK		315		519	
326 FINLAND				214	
327 FRANCE		107		6116	
335 GERMANY W		7608		98270	
344 ITALY				2367	
347 JAPAN		1921		21701	
359 NORWAY				108	
375 SWEDEN				11658	
376 SWITZRLND				392	
400 U STATES		6746		71994	
		24768		282124	
SPOONS					5377
100 U KINGDOM		1963		11659	
305 AUSTRIA				1247	
317 CZECHO S				225	
318 DENMARK		700		6117	
327 FRANCE				368	
335 GERMANY W		1012		36255	
344 ITALY		117		3579	
347 JAPAN		16185		163954	
354 NETHRLNDS		266		2458	
371 THAILAND				130	
375 SWEDEN		1026		4344	
400 U STATES		4712		76388	
		25981		306724	
KNIVES BUTCHER AND KITCHEN					5378
100 U KINGDOM		6141		134863	
327 FRANCE		215		21492	
335 GERMANY W		5574		63315	
344 ITALY				2744	
347 JAPAN		1359		9014	
375 SWEDEN		569		1602	
376 SWITZRLND		135		342	
400 U STATES		14499		154245	
		28492		387617	
HINGES AND BUTTS	LB				5381
100 U KINGDOM	22442	4420	407146	80832	
306 BELGIUM			110481	31003	
327 FRANCE			498	196	
335 GERMANY W	21335	4369	495050	115743	
344 ITALY			3600	479	
347 JAPAN	34141	8456	446526	93952	
354 NETHRLNDS			528	174	
375 SWEDEN			55987	17719	
376 SWITZRLND			763	343	
400 U STATES	34593	26787	678425	457384	
	112511	44032	2199004	797825	
CUT NAILS	CWT				5391
100 U KINGDOM	271	2184	2058	15545	
335 GERMANY W			175	1511	
347 JAPAN			400	2512	
400 U STATES	281	10871	2674	78680	
	552	13055	5307	98248	
RAILWAY SPIKES AND SPIKES' N O P	CWT				5392
400 U STATES	107	927	1710	15789	
	107	927	1710	15789	
TACKS ALL KINDS N O P	LB				5393
100 U KINGDOM	400	61	9359	2235	

IMPORTS INTO CANADA FOR CONSUMPTION

Articles and Countries from which Imported	MONTH OF SEPTEMBER 1956		NINE MONTHS ENDED SEPTEMBER 1956		Class Number
	Quantities	Values (\$)	Quantities	Values (\$)	
335 GERMANY W			2507	908	
381 ALASKA	700	91	700	91	
400 U STATES	1427	807	28791	10733	
	2527	959	41357	13967	
WIRE NAILS OVER ONE INCH	CWT				5394
100 U KINGDOM	1740	13970	28393	202864	
306 BELGIUM			7250	68191	
327 FRANCE			1674	13453	
335 GERMANY W	1310	11090	22009	193183	
347 JAPAN	3995	24692	129914	807314	
354 NETHRLNDS			4044	28497	
376 SWITZRLND			52	9943	
400 U STATES	2181	28209	21236	263949	
	9226	77961	214574	1587394	
NAILS AND BRAOS N O P	LB				5395
100 U KINGDOM	16415	4158	75676	19417	
335 GERMANY W	2228	476	22806	8279	
347 JAPAN			167	335	
375 SWEDEN	1900	530	4600	1187	
376 SWITZRLND			1544	2754	
400 U STATES	18840	6065	161972	49698	
	39383	11229	266765	81670	
HAND SEWING NEEDLES					5400
100 U KINGDOM		701		17955	
231 HONG KONG		107		107	
335 GERMANY W		108		1199	
347 JAPAN				2672	
400 U STATES		271		4176	
		1187		26109	
SPRING BEARD AND LATCH NEEDLES	M				5401
100 U KINGDOM	87	2842	1045	37408	
317 CZECHO S			5	175	
327 FRANCE			83	3640	
335 GERMANY W			148	2666	
376 SWITZRLND	1	176	14	1341	
400 U STATES	187	8833	2705	93891	
	275	11851	4000	139121	
NEEDLES N O P					5402
100 U KINGDOM		6640		194128	
231 HONG KONG		327		886	
306 BELGIUM		755		13294	
317 CZECHO S				2350	
327 FRANCE				669	
335 GERMANY W		2473		53155	
344 ITALY		216		12415	
347 JAPAN				5536	
354 NETHRLNDS		165		1855	
376 SWITZRLND				3815	
400 U STATES		16512		169426	
		27088		457529	
PINS N O P	LB				5403
100 U KINGDOM	37608	21706	237172	168378	
317 CZECHO S	83	181	1704	588	
327 FRANCE			27	251	
335 GERMANY W	783	343	16551	10346	
347 JAPAN			2599	2143	
376 SWITZRLND			121	254	
400 U STATES	3790	5585	184291	149982	
	42264	27815	442465	331942	
PINS FOR MARKING SYSTEMS	LB				5404
100 U KINGDOM			1705	880	
400 U STATES	295	643	11870	22183	
	295	643	13575	23063	
NUTS AND BOLTS WASHERS RIVETS	LB				5411
100 U KINGDOM	485352	72215	3536703	572273	
306 BELGIUM	25626	2843	715815	77039	
327 FRANCE	35368	5238	556003	71248	
335 GERMANY W	2207	1347	87553	40089	
344 ITALY	15421	1465	421601	47737	
347 JAPAN	29914	5186	219596	31583	
354 NETHRLNDS	32730	6148	366729	77871	
375 SWEDEN	1253	3750	121778	47525	
376 SWITZRLND			1912	2693	
381 ALASKA			450	511	
400 U STATES	1090045	446806	12461371	4868157	
	1717916	544998	18489511	5836726	
MACHINE AND OTHER SCREWS N O P					5418
100 U KINGDOM		16841		130160	
306 BELGIUM				23534	
335 GERMANY W		724		16187	
344 ITALY				298	
347 JAPAN				6461	
354 NETHRLNDS				22892	
375 SWEDEN				4375	
376 SWITZRLND				716	
400 U STATES		176266		1690771	
		193831		1895394	
WOOD SCREWS OF IRON OR STEEL					5413
100 U KINGDOM		444		35052	
231 HONG KONG		687		2880	
306 BELGIUM		1518		12871	
335 GERMANY W		4549		64063	
347 JAPAN				20418	
354 NETHRLNDS		260		260	
375 SWEDEN		98		18880	
376 SWITZRLND				62	

IMPORTS INTO CANADA FOR CONSUMPTION

103

Articles and Countries from which Imported	MONTH OF SEPTEMBER 1956		NINE MONTHS ENDED SEPTEMBER 1956		Class Number
	Quantities	Values (\$)	Quantities	Values (\$)	
400 U STATES		9 314		10 4799	
FISH HOOKS COMMERCIAL		16862		257685	5421
100 U KINGDOM		352		2619	
347 JAPAN				90	
359 NORWAY		5005		39155	
400 U STATES		506		8695	
HARDWARE N O P		5863		50559	5422
100 U KINGDOM		14778		243259	
234 AUSTRALIA				527	
305 AUSTRIA				156	
317 CZECHO S		1381		2560	
318 DENMARK		111		330	
335 GERMANY W		2085		22079	
347 JAPAN				8500	
354 NETHRLNDS		1032		3576	
360 ISRAEL				384	
375 SWEDEN				19695	
400 U STATES		274405		2269026	
LOCKS OF IRON OR STEEL		293792		2570092	5423
100 U KINGDOM		7876		26242	
231 HONG KONG				204	
318 DENMARK		505		1509	
335 GERMANY W		3841		39637	
340 HUNGARY				326	
344 ITALY		71		1014	
354 NETHRLNDS				50	
400 U STATES		55990		566064	
SKATES ICE	PR	68283		635046	5425
100 U KINGDOM	41	330	69497	114598	
375 SWEDEN			12581	12863	
400 U STATES	258	205	308	466	
SKATES ROLLER	PR	299	535	82386	5426
100 U KINGDOM			3772	8108	
400 U STATES	905	3094	38988	80354	
CARPET SWEEPERS	NO	905	3094	42760	5441
100 U KINGDOM			144	658	
400 U STATES	1792	3238	11760	31219	
CLEANERS ELECTRIC VACUUM	NO	1792	3238	11904	5442
100 U KINGDOM	1044	26404	16267	351199	
306 BELGIUM	12	307	12	307	
318 DENMARK			194	6022	
335 GERMANY W			871	27056	
354 NETHRLNDS	1021	23476	4680	114121	
375 SWEDEN			346	21752	
400 U STATES	8227	308206	62334	2509378	
CLEANERS HAND VACUUM AND PARTS		10304	358393	84704	5443
100 U KINGDOM			24229	362754	
347 JAPAN			383	18018	
354 NETHRLNDS				1642	
375 SWEDEN			3983	9863	
400 U STATES		137593		1424130	
CLOTHES WRINGERS DOMESTIC		166188		1816407	5444
100 U KINGDOM			53	556	
400 U STATES		18335		211058	
SEWING MACHINES DOMESTIC	NO	18388		211614	5445
100 U KINGDOM	2899	53062	33712	624119	
317 CZECHO S			307	11545	
335 GERMANY W	748	58860	6176	431900	
344 ITALY	952	46079	5170	287961	
347 JAPAN	3466	57881	36370	571138	
354 NETHRLNDS	2	165	4	445	
360 ISRAEL			1	70	
361 PANAMA			14	1180	
372 SPAIN	750	14575	3175	62205	
375 SWEDEN			490	24443	
376 SWITZRLND	1001	75993	6416	517537	
400 U STATES	958	36418	27545	1283093	
SEWING MACH ATTACHMNTS DOMESTIC		10776	343033	119380	5446
100 U KINGDOM			6075	54519	
335 GERMANY W			280	1752	
344 ITALY			166	978	
347 JAPAN			6926	35845	
375 SWEDEN				290	
376 SWITZRLND			2604	17963	
400 U STATES		22831		362608	
SEWING MACHINE PARTS DOMESTIC		38882		473955	5447
100 U KINGDOM		35695		320338	
317 CZECHO S				727	
318 DENMARK				984	
327 FRANCE		160		915	
335 GERMANY W		664		24301	
344 ITALY				1604	
347 JAPAN		97		38189	
375 SWEDEN				389	

IMPORTS INTO CANADA FOR CONSUMPTION

Articles and Countries from which Imported	MONTH OF SEPTEMBER 1956		NINE MONTHS ENDED SEPTEMBER 1956		Class Number
	Quantities	Values (\$)	Quantities	Values (\$)	
376 SWITZRLND		444		23393	
390 GERMANY E				375	
400 U STATES		44651		528610	
		81711		939825	
CLOTHES DRYERS DOMESTIC ELECTR	NO				5448
400 U STATES	822	158498	7210	1310386	
	822	158498	7210	1310386	
WATER PUMPS DOMESTIC	NO				5449
100 U KINGDOM	218	1773	2254	16334	
400 U STATES	157	11226	1686	107366	
	375	12999	3940	123700	
WASHING MACHINES ELECTRIC	NO				5450
100 U KINGDOM			8	843	
381 ALASKA			3	149	
400 U STATES	3217	362421	24534	3103729	
	3217	362421	24545	3104721	
WASHING MACH POWER NOT ELECT	NO				5451
400 U STATES	62	5642	64	5892	
	62	5642	64	5892	
WASHING MACH HAND OPERATED	NO				5452
400 U STATES			54	728	
			54	728	
WASHING MACHINE PARTS					5453
100 U KINGDOM		682		5983	
400 U STATES		360004		2923485	
		360686		2929468	
IRONERS DOMESTIC ELECTRIC	NO				5454
400 U STATES	64	4398	1124	81809	
	64	4398	1124	81809	
ARTICLES FOR SMELTING IRON					5461
335 GERMANY W				20333	
400 U STATES		127537		738389	
		127537		758722	
BLOWERS SMELTING APPARATUS					5462
100 U KINGDOM				2636	
335 GERMANY W				74	
376 SWITZRLND				5114	
400 U STATES		28067		613976	
		28067		621800	
BUDDLES VANNERS SLIME TABLES					5463
400 U STATES		330		3368	
		330		3368	
CAR LOADING MACHINES COAL					5464
400 U STATES		703		4095	
		703		4095	
CHOCK RELEASE APPARATUS					5465
100 U KINGDOM				31976	
				31976	
COAL HEADING MACHINES					5466
335 GERMANY W				6639	
400 U STATES		3849		212546	
		3849		219185	
MINERS LAMPS AND ACCESSORIES					5467
100 U KINGDOM		2642		11591	
327 FRANCE				431	
375 SWEDEN				8266	
400 U STATES		24994		319617	
		27636		339905	
AMALGAM SAFES ORE SAMPLERS					5468
100 U KINGDOM		663		5856	
335 GERMANY W		357		998	
400 U STATES		55229		486759	
		56249		493613	
SUNDRY METALLURGICAL APPARATUS					5469
100 U KINGDOM		2490		389885	
327 FRANCE				11399	
335 GERMANY W		9567		13264	
400 U STATES		182043		2985687	
		194100		3400235	
DIAMOND DRILLS CORE DRILLS					5470
100 U KINGDOM		25463		410495	
306 BELGIUM				1654	
400 U STATES		14802		318231	
		40265		730380	
MINE LOADING MACH CONVEYORS					5471
100 U KINGDOM		40806		1836183	
335 GERMANY W				166	
375 SWEDEN		81		13025	
381 ALASKA				31840	
400 U STATES		1022670		9677803	
		1063557		11559017	
MINE MOISTS NOT MADE IN CANADA					5472
MACHINERY ALLUVIAL MINING					5473
100 U KINGDOM				238	
381 ALASKA				3476	
400 U STATES		38535		897994	
		38535		901708	
MACHINERY ORE HANDLING					5474
400 U STATES				318	
				318	
MACHINERY ORE CONCENTRATION					5475
100 U KINGDOM				4254	
335 GERMANY W				800	
354 NETHRLNDS				236	
400 U STATES		82351		1215396	
		82351		1220686	

IMPORTS INTO CANADA FOR CONSUMPTION

Articles and Countries from which Imported	MONTH OF SEPTEMBER 1956		NINE MONTHS ENDED SEPTEMBER 1956		Class Number
	Quantities	Values (\$)	Quantities	Values (\$)	
MACHINERY METAL REFINING					
400 U STATES		2230		97423	5476
		2230		97423	
ORE CRUSHERS GRINDING MILLS					
100 U KINGDOM		652		58180	5477
305 AUSTRIA				2701	
335 GERMANY W				1570	
400 U STATES		470679		2686356	
		471331		2748807	
COAL CUTTERS AUGERS DRILLS					
100 U KINGDOM				8932	5478
335 GERMANY W				1225	
375 SWEDEN		111		111	
400 U STATES		42197		141967	
		42308		152235	
POWER DRIVEN PUMPS FOR MINES					
400 U STATES		587		1509	5479
		587		1509	
PUMPS PREC METAL EXTRACTION					
400 U STATES		54862		462777	5480
		54862		462777	
ROCK DRILLS AND PARTS					
100 U KINGDOM	NO	6398	89	103586	5481
305 AUSTRIA				10787	
326 FINLAND			1	335	
335 GERMANY W			1	680	
375 SWEDEN		96505	390	646682	
400 U STATES	39	144999	397	1355424	
	39	247902	878	2117494	
WELL DRILLING MACHINERY					
100 U KINGDOM		56413		371396	5482
305 AUSTRIA				128268	
306 BELGIUM				17643	
335 GERMANY W				113830	
400 U STATES		5455965		53898629	
		5512378		54529766	
ADDING MACHINES AND PARTS					
100 U KINGDOM	NO	7498	138	21539	5500
225 TRINIDAD	57	262	2	262	
335 GERMANY W			916	104070	
344 ITALY	229	22704	983	102745	
354 NETHRLNDS	90	2613	91	2767	
359 NORWAY	24	1253	183	10274	
375 SWEDEN	63	6787	1353	167292	
376 SWITZRLND	36	4040	383	31510	
390 GERMANY E			12	1320	
400 U STATES	74	163022	3029	1508482	
	575	208179	7090	1950261	
BOOKKEEPING MACHINES AND PARTS					
100 U KINGDOM	NO	4708	494	463504	5501
327 FRANCE	28		13	43177	
335 GERMANY W			894	88328	
344 ITALY	81	24510	1488	371168	
347 JAPAN				3119	
354 NETHRLNDS			245	37420	
375 SWEDEN	52	10706	397	81697	
376 SWITZRLND	22	1261	346	47727	
400 U STATES	477	1174811	5257	10124850	
	660	1215996	9134	11260990	
CASH REGISTERS					
225 TRINIDAD		186		186	5502
359 NORWAY		2404		30792	
375 SWEDEN		76290		299875	
400 U STATES		10994		185283	
		89874		516136	
CASH REGISTER PARTS					
375 SWEDEN		78		457	5503
400 U STATES		159171		1260130	
		159249		1260587	
DICTATING MACHINES AND PARTS					
100 U KINGDOM		55425		588357	5504
305 AUSTRIA				188	
318 DENMARK		15798		53685	
327 FRANCE		616		1328	
335 GERMANY W		3125		18272	
376 SWITZRLND		13526		30389	
400 U STATES		119528		1375420	
		208018		2067639	
TYPEWRITERS					
100 U KINGDOM	NO	147215	19943	1460035	5505
231 HONG KONG	2390	140	2	140	
317 CZECHO S	2	14276	2500	71296	
318 DENMARK	500		1	50	
327 FRANCE	25	924	149	5165	
335 GERMANY W	215	14236	542	34450	
344 ITALY	123	14574	981	74917	
354 NETHRLNDS			100	3100	
375 SWEDEN	68	4624	814	58858	
376 SWITZRLND	49	5162	1290	62901	
381 ALASKA			2	241	
390 GERMANY E	2	82	29	1204	
400 U STATES	873	86334	9135	713063	
	4247	287567	35488	2485420	
TYPEWRITER PARTS					
100 U KINGDOM		6889		104892	5506
317 CZECHO S				130	

IMPORTS INTO CANADA FOR CONSUMPTION

Articles and Countries from which Imported	MONTH OF SEPTEMBER 1956		NINE MONTHS ENDED SEPTEMBER 1956		Class Number
	Quantities	Values (\$)	Quantities	Values (\$)	
327 FRANCE		270		7926	
335 GERMANY W		304		10564	
344 ITALY		4129		12884	
354 NETHRLNDS		297		1815	
375 SWEDEN		3570		11437	
376 SWITZRLND		210		7596	
400 U STATES		460603		3049413	
		476272		3206657	
MACHINERY 412A PAPER WORKING					5511
100 U KINGDOM		52265		187628	
234 AUSTRALIA		1518		1518	
306 BELGIUM				5457	
317 CZECHO S				1607	
318 DENMARK				6824	
327 FRANCE		192		7918	
335 GERMANY W		61269		365872	
344 ITALY		3557		15867	
354 NETHRLNDS				815	
375 SWEDEN				9343	
376 SWITZRLND				21598	
380 USSR				200	
381 ALASKA				1747	
383 HAWAII				75	
390 GERMANY E		4288		6369	
400 U STATES		755737		7709108	
		878826		8341946	
MACHINERY 412A CELLULOSE					5512
100 U KINGDOM				1283	
400 U STATES		583		24253	
		583		25536	
NEWSPAPER PRESSES AND PARTS					5513
100 U KINGDOM	NO	2255		10481	
335 GERMANY W			1	16200	
375 SWEDEN			1	12756	
376 SWITZRLND				445	
381 ALASKA			1	5603	
400 U STATES	6	454232	25	1808090	
	6	456487	28	1853575	
FLAT BED CYL PRESSES AND PARTS					5514
100 U KINGDOM	NO	1	4	11748	
335 GERMANY W		2721	1	12226	
400 U STATES		1938	47	213630	
	1	4659	52	237604	
PRINTING PRESSES N O P AND PTS					5515
100 U KINGDOM	NO	131	2610	1073186	
305 AUSTRIA		122751	3	673	
317 CZECHO S			8	14583	
318 DENMARK			301	21633	
327 FRANCE		4140	21	215198	
335 GERMANY W	20	41873	227	654670	
347 JAPAN	1	9788	1	9788	
354 NETHRLNDS		614	26	10250	
375 SWEDEN		142	66	77133	
376 SWITZRLND			8	66700	
400 U STATES	1345	466776	6245	4658411	
	1497	646084	9516	6802225	
TYPECASTING MACHINES AND PARTS					5516
100 U KINGDOM		142		1675	
318 DENMARK				220	
335 GERMANY W				570	
344 ITALY				1944	
375 SWEDEN				190	
381 ALASKA				9525	
400 U STATES		167360		2023399	
		167502		2037523	
TYPENAKING ACCESSORIES AND PTS					5517
100 U KINGDOM				1411	
335 GERMANY W				13783	
400 U STATES		9808		68146	
		9808		83340	
SHOVELS POWER NOT MADE CANADA					5518
100 U KINGDOM	NO		1	3777	
400 U STATES	66	631510	1030	6721517	
	66	631510	1031	6725294	
SHOVELS POWER KIND MADE CANADA					5519
100 U KINGDOM	NO	3	77	1013573	
344 ITALY		48032	6	42625	
400 U STATES	53	1168256	635	13019241	
	56	1216288	718	14075439	
SHOVELS POWER PARTS OF					5520
100 U KINGDOM		9321		169372	
335 GERMANY W				1075	
344 ITALY		121		10208	
400 U STATES		685565		6778310	
		695007		6958965	
AIR COMPRESSING MACH AND PARTS					5521
100 U KINGDOM		18365		501815	
305 AUSTRIA				9166	
306 BELGIUM				590	
318 DENMARK				4601	
327 FRANCE		565		1407	
335 GERMANY W		1375		48659	
354 NETHRLNDS				884	
375 SWEDEN		26771		216385	
376 SWITZRLND				4412	
400 U STATES		745746		9920120	
		792822		10708039	

IMPORTS INTO CANADA FOR CONSUMPTION

Articles and Countries from which Imported	MONTH OF SEPTEMBER 1956		NINE MONTHS ENDED SEPTEMBER 1956		Class Number
	Quantities	Values (\$)	Quantities	Values (\$)	
BAKERY MACHINERY AND PARTS					5522
100 U KINGDOM		7 277		5 7595	
305 AUSTRIA				1900	
318 DENMARK				5238	
335 GERMANY W		596		1864	
344 ITALY		420		2505	
347 JAPAN				300	
354 NETHRLNDS		877		3617	
375 SWEDEN				1701	
400 U STATES		268133		2639557	
		277303		2714277	
BOX END MACHINERY AND PARTS					5523
COAL CARBONIZING MACH AND PTS					5524
400 U STATES				4635	
				4635	
SEWING MACHINES INDUSTRIAL	NO				5525
100 U KINGDOM		1725	483	75426	
306 BELGIUM		2857		4437	
318 DENMARK	1	880	6	9284	
327 FRANCE			3	3207	
335 GERMANY W	22	1812	586	69442	
344 ITALY			1	432	
347 JAPAN			53	3679	
354 NETHRLNDS			2	402	
361 PANAMA			2	150	
372 SPAIN			25	1455	
375 SWEDEN			1	564	
376 SWITZRLND			4	700	
400 U STATES	402	164928	3653	1572902	
	425	172202	4819	1742080	
CLAY PRODUCTS MACH AND PARTS					5526
100 U KINGDOM				5550	
335 GERMANY W				31289	
400 U STATES		3397		169597	
		3397		206436	
COAL COKE AND GAS MACH AND PTS					5527
100 U KINGDOM		322		3918	
400 U STATES		197244		1492718	
		197566		1496636	
WASTE RECOVERY MACH AND PARTS					5528
400 U STATES		213094		861899	
		213094		861899	
COAL HANDLING MACHINES AND PTS					5529
100 U KINGDOM				2369	
400 U STATES		2077		45863	
		2077		48232	
CONCRETE MIXING MACH AND PARTS	NO				5530
100 U KINGDOM	1	3591	20	25958	
335 GERMANY W			8	30355	
354 NETHRLNDS			1	463	
375 SWEDEN			1	4570	
400 U STATES	31	70770	577	1378934	
	32	74361	607	1440280	
ROCK DRILL BITS	NO				5531
100 U KINGDOM	151	1129	3406	4001	
207 UN SO AFR	100	652	100	652	
305 AUSTRIA	52	257	52	257	
354 NETHRLNDS			384	256	
375 SWEDEN	2407	25896	54755	545496	
400 U STATES	20632	78642	86852	497047	
	23342	106576	145549	1047709	
DENTAL ENGINES ELECTRIC	NO				5532
100 U KINGDOM			10	3322	
335 GERMANY W			17	930	
400 U STATES	15	2190	177	32330	
	15	2190	188	36582	
DIES FOR STAMPING METAL PLATES					5533
HAND FIRE EXTINGUISHERS					5534
100 U KINGDOM		1123		17187	
400 U STATES		114664		1224857	
		115787		1242044	
FERTILIZER MACHINERY AND PARTS					5535
100 U KINGDOM		144		166530	
318 DENMARK				6293	
327 FRANCE		1261		1261	
359 NORWAY				839	
375 SWEDEN				1998	
400 U STATES		8287		49437	
		9692		226358	
FISH PREPARING MACH AND PARTS					5536
100 U KINGDOM				2870	
318 DENMARK		776		3032	
335 GERMANY W		24615		98846	
375 SWEDEN				4842	
400 U STATES		1280		84850	
		26671		194440	
REFRIGERATING MACH AND PARTS					5537
100 U KINGDOM		15886		144846	
318 DENMARK		3021		10920	
335 GERMANY W		4917		4917	
400 U STATES		455025		6374639	
		478849		6535322	
LAWN MOWERS POWER AND PARTS	NO				5538
100 U KINGDOM			1876	95745	

IMPORTS INTO CANADA FOR CONSUMPTION

Articles and Countries from which Imported	MONTH OF SEPTEMBER 1956		NINE MONTHS ENDED SEPTEMBER 1956		Class Number
	Quantities	Values (\$)	Quantities	Values (\$)	
400 U STATES	447	35975	30639	2120661	
LAWN MOWERS N O P	447	35975	32515	2216406	5539
100 U KINGDOM	1	64	52751	371684	
335 GERMANY W			260	1888	
400 U STATES	15	185	5662	78623	
LEATHER MACHINERY AND PARTS	16	249	58673	452195	5540
100 U KINGDOM				1641	
335 GERMANY W		1000		1000	
400 U STATES		20593		320151	
LOGGING MACHINERY AND PARTS		21593		322792	5541
100 U KINGDOM		17441		148591	
335 GERMANY W		2198		26534	
347 JAPAN		4212		40957	
354 NETHRLNDS		5063		44318	
359 NORWAY				2076	
375 SWEDEN				13762	
400 U STATES		2162234		13658511	
METAL DRILLING MACH AND PARTS		2191148		13934749	5542
100 U KINGDOM		90046		644660	
306 BELGIUM		138		84000	
317 CZECHO S				41863	
335 GERMANY W		4003		203895	
344 ITALY		10563		24578	
354 NETHRLNDS				14946	
375 SWEDEN		504		22515	
376 SWITZRLND				57581	
400 U STATES		532300		3257035	
METAL GRINDING MACH AND PARTS		637554		4351073	5543
100 U KINGDOM		169122		605768	
306 BELGIUM		4258		5229	
317 CZECHO S				5490	
318 DENMARK		156		21843	
327 FRANCE		1836		1836	
335 GERMANY W		33322		195129	
344 ITALY				32122	
354 NETHRLNDS				4498	
375 SWEDEN		3599		75356	
376 SWITZRLND		925		26492	
384 P RICO				7345	
400 U STATES		398021		4304946	
METALWORKING LATHES AND PARTS		611239		5286054	5544
100 U KINGDOM		102626		1420330	
306 BELGIUM		9475		9475	
317 CZECHO S				15767	
327 FRANCE				7256	
335 GERMANY W		35810		405832	
344 ITALY		74		44375	
354 NETHRLNDS				466	
375 SWEDEN				6546	
376 SWITZRLND		2430		11121	
384 P RICO				2167	
400 U STATES		399206		3523592	
METAL MILLING MACHINES AND PTS		549621		5446927	5545
100 U KINGDOM		42710		357092	
306 BELGIUM				177	
317 CZECHO S				30559	
318 DENMARK		4548		37264	
327 FRANCE				12373	
335 GERMANY W		11658		153216	
344 ITALY		9714		94397	
375 SWEDEN		4997		22699	
376 SWITZRLND		5736		33037	
400 U STATES		154763		2201262	
METALWORKING PLANERS AND PARTS		234126		2942076	5546
100 U KINGDOM				46690	
400 U STATES		164		78446	
METALWORKING PRESSES AND PARTS		164		125136	5547
100 U KINGDOM		14432		333443	
305 AUSTRIA				33545	
317 CZECHO S				410	
318 DENMARK				6817	
335 GERMANY W		23591		164879	
344 ITALY				44766	
375 SWEDEN				77776	
376 SWITZRLND		20810		26166	
384 P RICO				473	
400 U STATES		636396		5119173	
METAL ROLLING MILL MCH AND PTS		695229		5807448	5548
100 U KINGDOM		559		21983	
335 GERMANY W		168192		172761	
376 SWITZRLND				87	
384 P RICO				2504	
400 U STATES		331126		2493288	
METAL SHAPERS SLOTTERS AND PTS		499877		2690623	5549
100 U KINGDOM		20926		177811	

IMPORTS INTO CANADA FOR CONSUMPTION

Articles and Countries from which Imported	MONTH OF SEPTEMBER 1956		NINE MONTHS ENDED SEPTEMBER 1956		Class Number
	Quantities	Values (\$)	Quantities	Values (\$)	
317 CZECHO S				3884	
335 GERMANY W		9848		43994	
344 ITALY				1767	
375 SWEDEN				6138	
376 SWITZRLND		6674		19713	
400 U STATES		101158		1170469	
METALWORKING MCH		138606		1423776	5550
N O P AND PTS					
100 U KINGDOM		72677		386623	
305 AUSTRIA		122		8255	
306 BELGIUM		2265		7741	
317 CZECHO S				1195	
318 DENMARK		491		491	
327 FRANCE				659	
335 GERMANY W		24702		490608	
344 ITALY				1663	
354 NETHRLNDS				383	
375 SWEDEN				23137	
376 SWITZRLND				32016	
384 P RICO				1069	
400 U STATES		822254		9335051	
MOTION PICTURE PROJECTORS		922511		10288891	5551
100 U KINGDOM		4696		36362	
305 AUSTRIA		5406		56049	
317 CZECHO S		343		343	
327 FRANCE		145		3458	
335 GERMANY W		256		5432	
347 JAPAN		2679		7786	
354 NETHRLNDS		260		926	
376 SWITZRLND		5327		16746	
400 U STATES		201503		1791275	
CRANES ETC NOT MADE IN CANADA		220615		1918377	5552
N O					
100 U KINGDOM	16	27959	50	138775	
335 GERMANY W			1	15873	
344 ITALY			3	30343	
375 SWEDEN	3	2528	54	48720	
400 U STATES	72	321964	777	2211022	
CRANES ETC KIND MADE IN CANADA		352451		2444733	5553
N O					
100 U KINGDOM	13	44161	275	360729	
327 FRANCE			3	129101	
335 GERMANY W	18	66049	37	208455	
344 ITALY			2	1759	
347 JAPAN			48	1497	
359 NORWAY			46	22472	
375 SWEDEN			10	5208	
400 U STATES	454	454434	4297	5692267	
CRANES HOISTS ETC	485	564644	4718	6421488	5554
N O P PARTS OF					
100 U KINGDOM		26431		283311	
327 FRANCE		5690		5690	
335 GERMANY W		180		7895	
359 NORWAY		3357		12161	
375 SWEDEN		1723		9783	
400 U STATES		178909		1860802	
OZONE GENERATORS AND PARTS		216290		2179642	5555
327 FRANCE				559	
335 GERMANY W				892	
400 U STATES				2920	
PAPER MILL MACHINES AND PARTS				4371	5556
100 U KINGDOM		33259		832756	
305 AUSTRIA		1355		6979	
327 FRANCE		20311		20311	
335 GERMANY W		3745		116778	
375 SWEDEN				65853	
400 U STATES		1170505		7693239	
PULP MILL MACHINES AND PARTS		1229175		8735916	5557
100 U KINGDOM		2229		19277	
327 FRANCE				21810	
335 GERMANY W				642	
359 NORWAY		19952		38152	
375 SWEDEN				30604	
400 U STATES		279996		2542323	
POWER PUMPS N O P AND PARTS		302177		2652808	5558
N O					
100 U KINGDOM	214	31450	1400	443514	
306 BELGIUM			1	178	
327 FRANCE			32	47500	
335 GERMANY W	15	1523	76	27406	
344 ITALY			2	1036	
347 JAPAN			3	5072	
354 NETHRLNDS			3	816	
375 SWEDEN	30	20617	374	197030	
376 SWITZRLND			12	2269	
381 ALASKA			1	1100	
400 U STATES	2669	915557	31078	8418380	
RIFLE MAKING MACHINERY	2928	969147	32982	9144301	5559
376 SWITZRLND				3045	
400 U STATES		583		741321	
		583		744366	

IMPORTS INTO CANADA FOR CONSUMPTION

Articles and Countries from which Imported	MONTH OF SEPTEMBER 1956		NINE MONTHS ENDED SEPTEMBER 1956		Class Number
	Quantities	Values (\$)	Quantities	Values (\$)	
ROAD MAKING MACHINERY AND PTS					5560
100 U KINGDOM				125219	
234 AUSTRALIA				26625	
305 AUSTRIA				15869	
381 ALASKA				18460	
400 U STATES		498910		7035752	
		498910		7221932	
TRENCH AND DITCH MACH AND PTS					5561
100 U KINGDOM		6819		20211	
400 U STATES		15430		134301	
		22249		154512	
ROLLERS STREET ROAD AND PARTS	NO				5562
100 U KINGDOM	1	4736	32	181815	
400 U STATES	29	106846	529	1619268	
	30	111582	561	1801083	
ROLLS CAST FOR ROLLING STEEL					5563
100 U KINGDOM				99454	
400 U STATES		77379		1528842	
		77379		1628296	
SAWMILL MACHINERY AND PARTS					5564
100 U KINGDOM				191	
305 AUSTRIA				4755	
306 BELGIUM		4021		30912	
335 GERMANY W		13674		168391	
354 NETHRLNDS				9869	
375 SWEDEN		50		35806	
400 U STATES		108997		762276	
		126742		1012200	
SCRAPERS RAILWAY OR ROAD					5565
100 U KINGDOM		7914		11264	
381 ALASKA				4300	
400 U STATES		195708		1483477	
		203622		1499041	
SHOE MACHINERY AND PARTS					5566
100 U KINGDOM		906		20636	
317 CZECHO S				2435	
318 DENMARK		1526		15721	
327 FRANCE				154	
335 GERMANY W		4994		34328	
344 ITALY		593		12032	
354 NETHRLNDS				62	
375 SWEDEN				670	
400 U STATES		70058		647965	
		78077		734003	
ROLLS CAST FOR ROLLING PAPER					5567
100 U KINGDOM		5618		104613	
335 GERMANY W		411		411	
400 U STATES		8301		424468	
		14330		529492	
STAVE MAKING MACH AND PARTS					5568
400 U STATES				1915	
				1915	
STREET CLEANING MACH AND PARTS					5569
100 U KINGDOM				776	
400 U STATES		98755		864431	
				98755	
BEET SUGAR MACHINERY AND PARTS					5570
100 U KINGDOM				85	
335 GERMANY W		497		3336	
400 U STATES		45136		121312	
		45633		124733	
VENEER DRYING MACHINES AND PTS					5571
335 GERMANY W				1523	
400 U STATES		60134		384416	
		60134		385939	
WATER METERS N O P AND PARTS	NO				5572
100 U KINGDOM	4	1236	61	14820	
400 U STATES	1	5101	65	56889	
	5	6337	126	71709	
WATER TURBINES AND PARTS					5573
100 U KINGDOM		31862		165740	
335 GERMANY W		2339		2339	
400 U STATES		9492		248561	
		43693		416640	
WIRE STITCHER STAPLERS AND PTS					5574
100 U KINGDOM		1329		20053	
305 AUSTRIA				2775	
335 GERMANY W				4258	
344 ITALY		4040		4550	
347 JAPAN				317	
354 NETHRLNDS		171		642	
375 SWEDEN				36255	
400 U STATES		73729		831011	
		79269		899861	
YARN CORD FABRIC MACH AND PTS					5575
100 U KINGDOM		103675		2051807	
305 AUSTRIA				2802	
306 BELGIUM				53860	
317 CZECHO S		1151		15078	
327 FRANCE				2541	
335 GERMANY W		32760		309884	
344 ITALY				50224	
347 JAPAN				18331	
354 NETHRLNDS				35981	
375 SWEDEN				3455	
376 SWITZRLND		20950		131155	

IMPORTS INTO CANADA FOR CONSUMPTION

Articles and Countries from which Imported	MONTH OF SEPTEMBER 1956		NINE MONTHS ENDED SEPTEMBER 1956		Class Number
	Quantities	Values (\$)	Quantities	Values (\$)	
390 GERMANY E				223	
400 U STATES		1329059		11876681	
ALL MACHINERY N O P AND PARTS		1487595		14552022	5 576
100 U KINGDOM		521462		5798819	
231 HONG KONG				322	
234 AUSTRALIA				594	
305 AUSTRIA		200		71526	
306 BELGIUM		18136		46582	
316 CUBA				72	
317 CZECHO S				1161	
318 DENMARK		63389		544314	
326 FINLAND		1928		8417	
327 FRANCE		14738		75337	
335 GERMANY W		200104		1360866	
341 ICELAND		930		930	
344 ITALY		40604		245788	
347 JAPAN		8100		35946	
354 NETHRLNDS		2832		183656	
359 NORWAY				2383	
360 ISRAEL				668	
361 PANAMA				1867	
375 SWEDEN		27055		625351	
376 SWITZRLND		12938		252193	
381 ALASKA		180		13470	
383 HAWAII				110000	
387 VENEZUELA				19475	
389 IRELAND				297	
390 GERMANY E				16685	
400 U STATES		8546793		81975841	
CIGARETTE CIGAR MACH AND PARTS		9459389		91392560	5 577
100 U KINGDOM		20146		918539	
318 DENMARK				24933	
335 GERMANY W				47596	
354 NETHRLNDS				4052	
375 SWEDEN				12406	
400 U STATES		71871		839991	
VENEER OR PLYWOOD MACH AND PTS		92017		1847517	5 578
100 U KINGDOM		964		1527	
335 GERMANY W		5363		30031	
375 SWEDEN				2359	
400 U STATES		98355		949624	
PURIFIERS FOR FISH OILS		104682		983541	5 579
400 U STATES				3573	
FORGED STEEL ROLLS				3573	5 580
100 U KINGDOM		13111		328759	
335 GERMANY W				2794	
400 U STATES		51978		795609	
FIXED METERS GAUGES FOR LIQUID		65089		1127162	5 581
100 U KINGDOM		1469		9216	
335 GERMANY W				1019	
400 U STATES		38899		530219	
AIR CONDITIONING APPARATUS NOP		40368		540454	5 582
100 U KINGDOM		2710		267992	
335 GERMANY W		9638		28308	
344 NETHRLNDS				1320	
375 SWEDEN		216		58257	
376 SWITZRLND				5423	
400 U STATES		647100		8989726	
DIES IN THE ROUGH		659664		9351026	5 583
100 U KINGDOM		760		7266	
375 SWEDEN				114	
400 U STATES		4163		49007	
BOTTLING MACHINES AND PARTS		4923		56387	5 584
100 U KINGDOM				7526	
335 GERMANY W		8366		17880	
400 U STATES		170192		2584578	
BULLDOZERS EARTHMOVERS AND PTS	NO	178558		2609984	5 585
100 U KINGDOM	3	19979	93	311041	
381 ALASKA			2	3882	
400 U STATES	130	1718922	2129	16856732	
CONVEYING EQUIPMENT AND PARTS	133	1738901	2224	17171655	5 586
100 U KINGDOM		66368		405416	
327 FRANCE				12477	
335 GERMANY W		1224		11033	
354 NETHRLNDS				831	
359 NORWAY				243	
375 SWEDEN		195		3721	
376 SWITZRLND				9234	
400 U STATES		698166		8630537	
POWER JACKS AND PARTS	NO	765953		9073492	5 587
100 U KINGDOM	22	1293	634	18263	
306 BELGIUM			4	3360	
327 FRANCE			4	3933	
335 GERMANY W			4	521	

IMPORTS INTO CANADA FOR CONSUMPTION

Articles and Countries from which Imported	MONTH OF SEPTEMBER 1956		NINE MONTHS ENDED SEPTEMBER 1956		Class Number
	Quantities	Values (\$)	Quantities	Values (\$)	
347 JAPAN			50	6623	
375 SWEDEN	28	715	517	27766	
400 U STATES	5033	152713	49867	1391220	
STONE CRUSHING MACH AND PARTS	5083	154721	51080	1451686	
100 U KINGDOM		2136		38392	5588
400 U STATES		364336		4312847	
WOODWORKING MACH AND PARTS NOP		366472		4351239	
100 U KINGDOM		26911		413887	5589
305 AUSTRIA				1249	
306 BELGIUM				22339	
317 CZECHOS				1150	
318 DENMARK				36170	
327 FRANCE				3012	
335 GERMANY W		15798		222250	
344 ITALY				2298	
347 JAPAN				20302	
354 NETHRLNDS				1871	
359 NORWAY				3500	
375 SWEDEN		4434		50649	
400 U STATES		445062		3753893	
AIR CONDITIONERS ROOM SIZE		492205		4532570	
NO					5590
100 U KINGDOM			54	1577	
400 U STATES	195	33269	24187	3733772	
SPRINGS FOR SURGICAL TRUSSES	195	33269	24241	3735349	
LB					5591
SPRINGS FOR RAILWAY VEHICLES					5592
100 U KINGDOM				452	
400 U STATES		1484		93973	
SPRINGS FOR OTHER VEHICLES		1484		94425	
400 U STATES		1299		24191	5593
SPRINGS FOR FURNITURE		1299		24191	
335 GERMANY W		459		1063	5594
400 U STATES		16677		146683	
SPRINGS FOR CLOCKS		17136		147746	
100 U KINGDOM				165	5595
400 U STATES		273		4657	
BATHS BATHTUBS IRON OR STEEL		273		4822	
100 U KINGDOM		594		8605	5600
335 GERMANY W		8636		80538	
400 U STATES		63116		505845	
BASINS CLOSETS SINKS		72346		594988	
100 U KINGDOM		12756		95758	5601
335 GERMANY W		389		20067	
375 SWEDEN		6429		51250	
376 SWITZRLND				4748	
400 U STATES		111059		1247955	
CONTAINERS TINPLATE FOR FOOD		130633		1419778	
400 U STATES		67900		955519	5602
CONTAINERS TINPLATE N O P		67900		955519	
100 U KINGDOM		1706		16955	5603
309 BRAZIL				66	
335 GERMANY W				703	
354 NETHRLNDS				553	
381 ALASKA				796	
400 U STATES		111491		1610168	
HOLLOW WARE ENAMELLED IRON		113197		1629241	
100 U KINGDOM		815		22522	5604
231 HONG KONG				216	
306 BELGIUM				4871	
318 DENMARK				970	
327 FRANCE				190	
335 GERMANY W		415		2233	
347 JAPAN		94		321	
354 NETHRLNDS				9192	
359 NORWAY				322	
375 SWEDEN				2137	
376 SWITZRLND		302		302	
389 IRELAND				55	
400 U STATES		28232		301746	
HOLLOW WARE IRON N O P		29858		345077	
100 U KINGDOM		3068		28822	5605
306 BELGIUM				1707	
318 DENMARK		293		4430	
327 FRANCE				2258	
335 GERMANY W		390		9911	
344 ITALY		334		510	
347 JAPAN		3424		43751	
354 NETHRLNDS		1178		15655	
375 SWEDEN		2026		11053	
376 SWITZRLND				185	
400 U STATES		256899		2870684	
		267612		2988966	

IMPORTS INTO CANADA FOR CONSUMPTION

Articles and Countries from which Imported	MONTH OF SEPTEMBER 1956		NINE MONTHS ENDED SEPTEMBER 1956		Class Number	
	Quantities	Values (\$)	Quantities	Values (\$)		
KITCHEN OAIRY HOLLOW WARE TIN 100 U KINGDOM 335 GERMANY W 400 U STATES				4 438 4 3123 25 5873	5606	
		5156		30 3434		
MFRS OF TIN AND TINPLATE N D P 100 U KINGDOM 220 BERMUDA 231 HONG KONG 309 BRAZIL 318 DENMARK 327 FRANCE 335 GERMANY W 344 ITALY 347 JAPAN 352 MEXICO 354 NETHRLNDS 359 NORWAY 376 SWITZRLND 400 U STATES		4 588 150 1695 819 870 183481		101 442 479 356 93 504 2515 12911 267 6390 380 7607 160 54 2266947	5607	
		191603		2400105		
ANVILS AND VISES 100 U KINGDOM 335 GERMANY W 347 JAPAN 375 SWEDEN 376 SWITZRLND 400 U STATES		16925 1549 19005		178408 9694 2693 66 533 181233	5621	
		37479		372627		
AUGERS BITS AND DRILLS 100 U KINGDOM 207 UN SO AFR 234 AUSTRALIA 305 AUSTRIA 317 CZECHO S 327 FRANCE 335 GERMANY W 344 ITALY 347 JAPAN 354 NETHRLNDS 375 SWEDEN 376 SWITZRLND 400 U STATES		59636 11151 155 16776 3435 827 63 1708 131584		778732 986 61668 4273 105 25398 180109 15548 7037 6699 34756 845 1113063	5622	
		225335		2229219		
AXES 100 U KINGDOM 335 GERMANY W 375 SWEODEN 400 U STATES	DOZ	581 76 104 84	6604 897 1182 1725	5738 732 3029 649	55895 8520 35045 15063	5623
		845	10408	10148	114523	
FILES N O P AND RASPS 100 U KINGDOM 335 GERMANY W 347 JAPAN 366 PORTUGAL 375 SWEDEN 376 SWITZRLND 400 U STATES	DOZ	1402 137 200 195 388 14 7796	4237 785 384 426 2843 157 44806	33375 3696 2173 2376 5042 1247 52639	116474 10399 2626 5397 17657 3239 266687	5624
		10132	53638	100548	422479	
HACK SAW BLADES 100 U KINGDOM 234 AUSTRALIA 335 GERMANY W 354 NETHRLNDS 375 SWEDEN 400 U STATES			5226 1977 853 6116		65593 1977 10455 106 3384 110021	5625
			14172		191536	
SAWS N O P 100 U KINGDOM 305 AUSTRIA 306 BELGIUM 318 DENMARK 327 FRANCE 335 GERMANY W 347 JAPAN 354 NETHRLNDS 359 NORWAY 375 SWEDEN 376 SWITZRLND 400 U STATES			3876 8399 639 2969 176 30562		63931 561 769 4526 577 83887 4302 380 8401 120542 565 272011	5626
			48621		560452	
WRENCHES 100 U KINGDOM 231 HONG KONG 305 AUSTRIA 318 DENMARK 327 FRANCE 335 GERMANY W 344 ITALY 347 JAPAN 354 NETHRLNDS 375 SWEDEN 376 SWITZRLND 381 ALASKA 400 U STATES			6319 328 235 483 23306 1171 1088 140 229503		45962 3837 740 235 483 275510 1233 25586 1155 7811 707 388 2080574	5627
			262573		2444221	

IMPORTS INTO CANADA FOR CONSUMPTION

Articles and Countries from which Imported	MONTH OF SEPTEMBER 1956		NINE MONTHS ENDED SEPTEMBER 1956		Class Number
	Quantities	Values (\$)	Quantities	Values (\$)	
ADZES CLEAVERS HATCHETS PLANES					5 628
100 U KINGDOM		14 668		17 472 2	
305 AUSTRIA				2011	
317 CZECHO S				65	
327 FRANCE				239	
335 GERMANY W		12 468		217 828	
344 ITALY				4017	
347 JAPAN		816		5506	
354 NETHRLNDS				1111	
375 SWEDEN		15 124		7 6977	
376 SWITZRLNO				652	
381 ALASKA		50		148	
400 U STATES		98895		958710	
		142021		1441986	
ENGINEERS PRECISION TOOLS					5 629
100 U KINGDOM		28249		341272	
234 AUSTRALIA		84		2166	
305 AUSTRIA				2006	
317 CZECHO S				2853	
318 DENMARK		350		12591	
327 FRANCE		653		7191	
335 GERMANY W		31482		359814	
344 ITALY				21349	
347 JAPAN		17055		149179	
354 NETHRLNDS				1183	
372 SPAIN				63	
375 SWEDEN		3239		62741	
376 SWITZRLNO		12715		288681	
381 ALASKA				299	
400 U STATES		275800		3222273	
		369707		4473661	
TOOLS N O P					5 630
100 U KINGDOM		54880		459215	
225 TRINIOAD		100		100	
231 HONG KONG				794	
234 AUSTRALIA		212		743	
305 AUSTRIA				3478	
306 BELGIUM				483	
317 CZECHO S		259		8175	
318 DENMARK		70		1981	
327 FRANCE		4723		53305	
335 GERMANY W		30657		289357	
344 ITALY		2689		7426	
347 JAPAN		12835		99792	
354 NETHRLNDS		185		22358	
359 NORWAY				89	
375 SWEDEN		2301		34998	
376 SWITZRLNO		811		8175	
381 ALASKA		765		765	
400 U STATES		1035629		5583663	
		1146116		6574897	
FILES MANICURE					5 631
100 U KINGDOM		201		3686	
327 FRANCE		132		207	
335 GERMANY W		680		5140	
400 U STATES		2249		23017	
		3262		32050	
TOOLS FOR USE IN MACHINES					5 632
100 U KINGDOM		33875		515739	
234 AUSTRALIA		129		129	
305 AUSTRIA				1023	
306 BELGIUM				1956	
318 DENMARK				3192	
327 FRANCE		187		6909	
335 GERMANY W		7582		113412	
344 ITALY		69		2306	
354 NETHRLNDS		75		1965	
375 SWEDEN		4986		23625	
376 SWITZRLNO		1828		18540	
381 ALASKA		236		236	
400 U STATES		550159		5306939	
		599126		5995971	
AUTOMOBILES FREIGHT NEW	NO				5 641
100 U KINGDOM		53	77182	562531	
335 GERMANY W		88	94646	1130223	
354 NETHRLNDS				7566	
400 U STATES		691	3267992	34852576	
		832	3439820	9775	36552896
AUTOS PASS NEW UNDER 1200 00L	NO				5 642
100 U KINGDOM		1275	1265978	12892	13307510
317 CZECHO S		2	1420	2	1420
327 FRANCE		1	820	1	820
335 GERMANY W		1218	927670	11283	8532496
344 ITALY				3	2441
400 U STATES		5	5781	21	24326
		2501	2201669	24202	21869013
AUTOS PASS NEW 1200 TO 2100DOL	NO				5 643
100 U KINGDOM		321	418946	3384	4475290
335 GERMANY W		121	181319	678	942455
354 NETHRLNDS		1	1535	3	4925
400 U STATES		43	73822	22370	37630772
		486	675622	26435	43053442
AUTOS PASS NEW N O P	NO				5 644
100 U KINGDOM		21	56297	327	1012975
335 GERMANY W		3	11716	87	273863
344 ITALY				1	4172

IMPORTS INTO CANADA FOR CONSUMPTION

115

Articles and Countries from which Imported	MONTH OF SEPTEMBER 1956		NINE MONTHS ENDED SEPTEMBER 1956		Class Number
	Quantities	Values (\$)	Quantities	Values (\$)	
354 NETHRLNDS	1	2911	15	35118	
400 U STATES	41	136691	12831	34936942	
MOTOR OMNIBUSES NEW	66	207615	13261	36263070	5645
335 GERMANY W	13	14818	225	259461	
400 U STATES	48	305621	466	4929358	
PARTS OF MOTOR BUS BODIES 4381	61	320439	691	5188819	5646
100 U KINGDOM		297		5268	
335 GERMANY W				14983	
354 NETHRLNDS				226	
400 U STATES		378884		4451341	
AXLES BRAKES CLUTCHES TRUCK		379181		4471818	5648
100 U KINGDOM		1402		52065	
305 AUSTRIA				3885	
306 BELGIUM				25687	
335 GERMANY W		1237		24248	
400 U STATES		1693906		19500946	
AUTOMOBILE PARTS N O P		1696545		19606831	5650
100 U KINGDOM		208058		2507262	
234 AUSTRALIA		3356		4713	
305 AUSTRIA				1857	
306 BELGIUM				2196	
317 CZECHO S		143		386	
327 FRANCE				8244	
335 GERMANY W		18074		568150	
347 JAPAN				361	
354 NETHRLNDS		81		17680	
375 SWEDEN		976		11445	
376 SWITZRLND				178	
381 ALASKA		57		2537	
400 U STATES		12438346		179491383	
BICYCLES N O P		12669091		182616392	5651
100 U KINGDOM	2457	50679	94713	1948291	
306 BELGIUM			96	1754	
317 CZECHO S	506	6107	506	6107	
327 FRANCE			350	6845	
335 GERMANY W	431	4618	2633	34795	
340 HUNGARY	5	66	5	66	
344 ITALY			755	16595	
347 JAPAN	30	478	332	5556	
354 NETHRLNDS			230	3939	
400 U STATES	39	887	925	15591	
BICYCLE PARTS	3468	62835	100545	2039539	5652
100 U KINGDOM		38173		434631	
327 FRANCE		497		1485	
335 GERMANY W		4251		35463	
347 JAPAN		160		11583	
354 NETHRLNDS				141	
375 SWEDEN		250		5876	
400 U STATES		264		10704	
CARS RAILWAY BOX AND FLAT		43595		499883	5653
100 U KINGDOM			12	28624	
400 U STATES	1	1443	45	82207	
CARS RAILWAY PASSENGER	1	1443	57	110831	5654
400 U STATES			5	73014	
CARS RAILWAY TANK			5	73014	5655
400 U STATES	1	2610	459	795807	
CARS RAILWAY N O P	1	2610	459	795807	5656
100 U KINGDOM			54	50950	
375 SWEDEN			24	10393	
400 U STATES	9	63831	487	473392	
CARS RAILWAY PARTS OF	9	63831	565	534735	5657
100 U KINGDOM				40219	
335 GERMANY W				4186	
400 U STATES		415420		2357560	
MOTOR RAIL CARS AND PARTS		415420		2401965	5658
100 U KINGDOM	2	2264	33	1726667	
327 FRANCE				103	
381 ALASKA		57		757	
400 U STATES	5	932655	37	3203781	
MOTOR CYCLES SIDE CARS AND PTS	7	934976	70	4931308	5660
100 U KINGDOM	58	31889	1475	714056	
305 AUSTRIA			1	778	
317 CZECHO S			29	8196	
318 DENMARK			1	110	
327 FRANCE			7	1077	
335 GERMANY W	6	835	514	105802	
340 HUNGARY	1	214	1	214	
344 ITALY	3	750	327	65051	
347 JAPAN			4	1100	
354 NETHRLNDS		94	4	611	
400 U STATES	11	15586	374	359831	
	79	49368	2737	1256826	

IMPORTS INTO CANADA FOR CONSUMPTION

Articles and Countries from which Imported	MONTH OF SEPTEMBER 1956		NINE MONTHS ENDED SEPTEMBER 1956		Class Number
	Quantities	Values (\$)	Quantities	Values (\$)	
MOTOR VEHICLES N O P					
100 U KINGDOM	6	11838	129	189542	5661
234 AUSTRALIA	1	100	1	100	
306 BELGIUM			1	946	
314 COLOMBIA			1	929	
327 FRANCE	1	875	7	6593	
335 GERMANY W			37	21341	
344 ITALY	1	188	40	8356	
361 PANAMA			1	2115	
381 ALASKA			2	4433	
400 U STATES	179	239243	1303	3851392	
	188	252244	1522	4085747	
TRACTION ENGINES N O P AND PARTS					
400 U STATES			1	543	5663
			1	543	
TRICYCLES N O P					
100 U KINGDOM	25	416	143	2704	5664
335 GERMANY W	25	131	329	2843	
347 JAPAN			50	116	
400 U STATES	1282	3976	10329	46027	
	1332	4523	10851	51690	
FRAMES FOR BICYCLES					5670
TRUCKS BODIES FOR STREET CARS					5671
FACTORY WAREHOUSE TRUCKS MOTOR					
100 U KINGDOM	1	3116	24	80484	5672
335 GERMANY W	2	2416	6	11346	
359 NORWAY				147	
381 ALASKA	2	350	2	350	
400 U STATES	74	336586	710	3180488	
	79	342468	742	3272815	
FORK LIFT TRUCKS AND PARTS					
100 U KINGDOM	1	4312	48	170475	5674
375 SWEDEN			3	613	
400 U STATES	149	707254	1717	7819589	
	150	711566	1768	7990677	
ROLLER BEARINGS AND PARTS N O P					
100 U KINGDOM		37211		442913	5680
305 AUSTRIA		21302		41346	
306 BELGIUM				213	
335 GERMANY W		51259		252732	
344 ITALY		3695		11844	
354 NETHRLNDS				11374	
375 SWEOEN		49570		474490	
376 SWITZRLND		843		7251	
381 ALASKA		135		211	
400 U STATES		488513		4824217	
		652528		6066591	
ANCHORS FOR VESSELS					
100 U KINGDOM	139	2460	2764	35325	5681
359 NORWAY			4	120	
400 U STATES	587	10281	4268	103268	
	726	12741	7036	138713	
BALL AND ROLR BRNGS FOR AUTOS					
100 U KINGDOM		5903		23820	5682
306 BELGIUM				92	
335 GERMANY W		1821		30947	
354 NETHRLNOS				2315	
375 SWEDEN				17684	
400 U STATES		296498		2672842	
		304222		2747700	
BALLS ROLLERS FOR BEARINGS					
100 U KINGDDM				1359	5683
305 AUSTRIA		61		117	
327 FRANCE		3842		17595	
335 GERMANY W		1240		69066	
344 ITALY				765	
375 SWEOEN		8973		117385	
400 U STATES		42176		499015	
		56292		705302	
BURNISHING BALLS					
100 U KINGOOM				899	5684
335 GERMANY W				491	
400 U STATES		52		8737	
		52		10127	
BALL BEARINGS ANO PARTS N O P					
100 U KINGDOM		51625		322642	5685
305 AUSTRIA		3455		69472	
335 GERMANY W		27358		399422	
344 ITALY		4142		29203	
347 JAPAN		1498		2708	
375 SWEOEN		41808		518421	
376 SWITZRLND		1729		24550	
400 U STATES		423657		4012237	
		555272		5378655	
BOTTLES STEEL FOR GAS					
100 U KINGOOM		38079		114484	5686
220 BERMUOA		2000		6510	
224 JAMAICA				232	
227 BAHAMAS		450		3000	
334 ST PIERRE				60	
400 U STATES		198021		1901543	
		238550		2025829	

IMPORTS INTO CANADA FOR CONSUMPTION

117

Articles and Countries from which Imported	MONTH OF SEPTEMBER 1956		NINE MONTHS ENDED SEPTEMBER 1956		Class Number
	Quantities	Values (\$)	Quantities	Values (\$)	
BAYONETS SWORDS FOILS MASKS 100 U KINGDOM 327 FRANCE 335 GERMANY W 344 ITALY 347 JAPAN 365 POLAND 400 U STATES		1250 110		3955 390 952 79 109 122 8793	5687
MATERIALS FOR CREAM SEPARATORS		1360		14400	5688
DRUMS CYLINDERS BARRELS TANKS 100 U KINGDOM 335 GERMANY W 381 ALASKA 400 U STATES		18143 53 271510 289706		243410 1770 2245 2400515 2647940	5690
FRAMES FOR PURSES RETICULES 100 U KINGDOM 305 AUSTRIA 306 BELGIUM 327 FRANCE 335 GERMANY W 344 ITALY 372 SPAIN 400 U STATES		2290 2875 162 4209 385 137 8221 18279		78232 822 36674 2837 58351 8180 3951 119853 308900	5691
FURNITURE OF METAL 100 U KINGDOM 331 HONG KONG 305 AUSTRIA 306 BELGIUM 316 CUBA 318 DENMARK 322 EGYPT 327 FRANCE 335 GERMANY W 344 ITALY 347 JAPAN 354 NETHRLNDS 375 SWEDEN 376 SWITZRLND 381 ALASKA 383 HAWAII 400 U STATES		23274 1738 163 1170 1352 1560 297 149 994 659361 690058		300943 4320 335 109 150 5461 250 910 26866 7339 4696 2960 10852 3402 7123 363 6473049 6849128	5692
MATERIALS FOR BUOYS 100 U KINGDOM 375 SWEDEN 400 U STATES		42029 6561 48590		43222 1597 120815 165634	5693
GOLF SHAFTS OF SEAMLESS STEEL 100 U KINGDOM 400 U STATES		13237 13237		124064 11148 135212	5694
MATERIALS FOR RIFLES 400 U STATES				12098 12098	5695
METAL PARTS FOR SHOTGUNS 400 U STATES				461 461	5696
GUN BARRELS ROUGH BORED 100 U KINGDOM 375 SWEDEN 400 U STATES		118 118		1546 176302 292 178140	5697
GUNS RIFLES AIR GUNS FIREARMS 100 U KINGDOM 305 AUSTRIA 306 BELGIUM 317 CZECHO S 327 FRANCE 335 GERMANY W 344 ITALY 347 JAPAN 359 NORWAY 372 SPAIN 376 SWITZRLND 381 ALASKA 400 U STATES		3758 100 1863 503 966 70 39024 46284		495716 122 4103 3173 1584 26198 7416 92 1279 5470 601 70 362580 908404	5698
GUNS NOT MADE IN CANADA 100 U KINGDOM 305 AUSTRIA 306 BELGIUM 317 CZECHO S 318 DENMARK 326 FINLAND 327 FRANCE 335 GERMANY W 344 ITALY 354 NETHRLNDS 359 NORWAY 372 SPAIN 375 SWEDEN 376 SWITZRLND		19180 2732 19880 6490 360 530 6488 530 6488 10128 413569		113874 6347 184199 22650 11938 360 2300 6307 21932 645 3185 16067 844853 230	5699

IMPORTS INTO CANADA FOR CONSUMPTION

118

Articles and Countries from which Imported	MONTH OF SEPTEMBER 1956		NINE MONTHS ENDED SEPTEMBER 1956		Class Number
	Quantities	Values (\$)	Quantities	Values (\$)	
400 U STATES		469176		3003465	
KNIFE FORK SCISSORS BLANKS		948533		4238352	5700
100 U KINGDOM				15705	
354 NETHRLNDS				2742	
400 U STATES		212		114521	
METAL PARTS LOOSELEAF BINDERS		212		132968	5701
100 U KINGDOM		9043		81688	
400 U STATES		29208		380415	
MAGIC LANTERNS AND SLIDES		38251		462103	5702
100 U KINGDOM				11554	
335 GERMANY W		3107		16579	
344 ITALY				102	
347 JAPAN				3913	
363 PERU				120	
376 SWITZRLND				3138	
383 HAWAII				576	
400 U STATES		104895		620957	
PRESSED STEEL BELT PULLEYS		108002		656939	5703
100 U KINGDOM		109		9304	
400 U STATES		20651		148999	
RAILWAY TIES FISH PLATES IRON		20760		158303	5704
100 U KINGDOM	CWT	3396	19507	135961	804729
306 BELGIUM		218	1361	1636	9319
327 FRANCE				39	241
335 GERMANY W		44	264	2594	12815
354 NETHRLNDS				183	1128
400 U STATES		4174	24190	37994	282701
RAILWAY INTERSECTION LAYOUTS		7832	45322	178407	1110933
381 ALASKA			75		511
400 U STATES			7371		71824
SAFES AND DOORS FOR VAULTS			7446		72335
100 U KINGDOM		5079		146184	5706
335 GERMANY W				123	
347 JAPAN				326	
359 NORWAY		638		5665	
375 SWEDEN		112		880	
400 U STATES		59891		796426	
SCALES BALANCES WEIGHING BEAMS		65720		949604	5707
100 U KINGDOM		12966		119389	
306 BELGIUM		9934		40461	
317 CZECHO S				410	
335 GERMANY W		3175		59817	
344 ITALY				1011	
347 JAPAN				87	
354 NETHRLNDS				3579	
359 NORWAY		58		288	
375 SWEDEN		154		7164	
376 SWITZRLND		11566		55187	
384 P RICO				184	
400 U STATES		263984		2782919	
STEEL WOOL		301837		3070496	5708
100 U KINGDOM		107		179	
400 U STATES		13661		122365	
LATH OF IRON OR STEEL		13768		122544	5709
100 U KINGDOM	CWT	182	2654	3558	46764
335 GERMANY W				462	6401
347 JAPAN				33	402
400 U STATES		2450	31891	16024	207073
VALVES IRON OR STEEL		2632	34545	20077	260640
100 U KINGDOM		53268		447481	5713
318 DENMARK				1295	
335 GERMANY W		362		19091	
344 ITALY		1971		1971	
347 JAPAN				5221	
354 NETHRLNDS		23987		137143	
375 SWEDEN		2460		19496	
400 U STATES		1099800		8240624	
MANUFACTURES OF IRON STEEL NOP		1181848		8872322	5714
100 U KINGDOM		680361		5342341	
231 HONG KONG		1616		25485	
234 AUSTRALIA		794		1288	
305 AUSTRIA		78		18004	
306 BELGIUM		735		22043	
317 CZECHO S				839	
318 DENMARK		682		8317	
327 FRANCE		3923		40540	
335 GERMANY W		75821		497417	
344 ITALY		2329		184385	
347 JAPAN		19030		177849	
352 MEXICO				520	
354 NETHRLNDS		7920		121552	
359 NORWAY		499		9428	
360 ISRAEL				493	
372 SPAIN				523	

IMPORTS INTO CANADA FOR CONSUMPTION

Articles and Countries from which Imported	MONTH OF SEPTEMBER 1956		NINE MONTHS ENDED SEPTEMBER 1956		Class Number
	Quantities	Values (\$)	Quantities	Values (\$)	
375 SWEDEN		47986		475684	
376 SWITZRLND		2474		75592	
381 ALASKA		530		2844	
384 P RICO				4118	
400 U STATES		5995209		56007315	
		6839927		63016577	
COOKING STOVES COAL OR WOOD	NO				5715
100 U KINGDOM			101	9657	
400 U STATES	54	2566	801	32903	
	54	2566	902	42560	
COOKING STOVES ELEC OVER 2500L	NO				5716
100 U KINGDOM	27	4908	28	5730	
375 SWEDEN	1	95	1	95	
400 U STATES	868	105137	13449	1619029	
	896	110140	13478	1624854	
COOKING STOVES GAS OVER 10 DOL	NO				5717
100 U KINGDOM			8	234	
335 GERMANY W			1	62	
400 U STATES	2848	231216	21886	1879448	
	2848	231216	21895	1879744	
COOKING STOVES OIL OVER 10 DOL	NO				5718
327 FRANCE			1	109	
381 ALASKA			1	100	
400 U STATES	26	1816	2056	61480	
	26	1816	2058	61689	
FURNACES DOMESTIC HOT WATER					5719
100 U KINGDOM				3316	
400 U STATES		124555		691424	
		124555		694740	
FURNACES DOMESTIC WARM AIR	NO				5720
400 U STATES	5205	701250	26305	3642444	
	5205	701250	26305	3642444	
OIL BURNERS	NO				5721
335 GERMANY W			2	158	
354 NETHRLNDS			50	1435	
400 U STATES	526	45301	4015	415714	
	526	45301	4067	417307	
RADIATORS CAST IRON	SQ FT				5722
400 U STATES			18287	5702	
			18287	5702	
ELECTRIC COOKING APPARATUS NOP					5723
100 U KINGDOM		21861		136796	
305 AUSTRIA		602		602	
327 FRANCE				242	
335 GERMANY W		3926		5442	
344 ITALY				4018	
347 JAPAN				337	
376 SWITZRLND				1382	
400 U STATES		248639		1924379	
		275028		2073198	
HEATING COOKING APPARATUS NOP					5724
100 U KINGDOM		3891		26639	
306 BELGIUM				1283	
318 DENMARK				2611	
335 GERMANY W		196		12464	
344 ITALY				2768	
359 NORWAY		332		332	
375 SWEDEN				4695	
381 ALASKA		2525		2904	
400 U STATES		609794		3013058	
		616738		3066754	
PARTS HEATING AND COOKING APP					5725
100 U KINGDOM		1327		20324	
327 FRANCE				3954	
335 GERMANY W				2279	
354 NETHRLNDS				89	
375 SWEDEN				638	
400 U STATES		1259108		11101777	
		1260435		11129061	
OVENS COMMERCIAL BAKERY					5726
100 U KINGDOM				24616	
400 U STATES		43206		294920	
		43206		319536	
GAS STOVE THERMOSTATS LIGHTERS					5727
400 U STATES		12248		61224	
		12248		61224	
HEATERS OIL 20 DOLLARS OR OVER	NO				5728
100 U KINGDOM			39	1122	
306 BELGIUM			2	54	
327 FRANCE			3	200	
335 GERMANY W			2	164	
354 NETHRLNDS	2	121	2	121	
381 ALASKA	6	164	6	164	
400 U STATES	3582	178759	20594	946188	
	3590	179044	20648	948013	
METAL STAMPINGS FOR BATHTUBS	CWT				5729
400 U STATES	3746	71913	51194	926043	
	3746	71913	51194	926043	
INDUSTRIAL FURNACES AND PARTS					5730
100 U KINGDOM		8927		114633	
327 FRANCE				1105	
335 GERMANY W				5796	
344 ITALY				7975	
354 NETHRLNDS		10309		10309	
359 NORWAY				45893	
375 SWEDEN				5464	

IMPORTS INTO CANADA FOR CONSUMPTION

Articles and Countries from which Imported	MONTH OF SEPTEMBER 1956		NINE MONTHS ENDED SEPTEMBER 1956		Class Number
	Quantities	Values (\$)	Quantities	Values (\$)	
376 SWITZRLND				946	
400 U STATES		288197		2299597	
RANGE OIL BURNERS		307433		2491718	
400 U STATES	NO		7004	102764	5731
WATER HEATER PARTS	1028	21131	7004	102764	
100 U KINGDOM	1028	21131	7004	102764	5733
354 NETHRLNDS				2339	
400 U STATES		49056		1026	
WATER HEATERS GAS		49056		445475	
100 U KINGDOM	NO			448840	5734
335 GERMANY W	72	3705	357	17330	
354 NETHRLNDS	20	1000	281	10319	
400 U STATES			29	860	
WATER HEATERS ELECTRIC	2184	120071	16862	904983	
100 U KINGDOM	2276	124776	17529	933492	
335 GERMANY W	NO				5735
400 U STATES			869	17525	
WATER HEATERS N O P	1307	61036	185	463	
100 U KINGDOM	1307	61036	12525	619465	
381 ALASKA			13579	637453	
400 U STATES					5736
			11	824	
			16	741	
	202	15194	2494	142506	
	202	15194	2521	144071	

IMPORTS INTO CANADA FOR CONSUMPTION

121

Articles and Countries from which Imported	MONTH OF SEPTEMBER 1956		NINE MONTHS ENDED SEPTEMBER 1956		Class Number
	Quantities	Values (\$)	Quantities	Values (\$)	
GROUP 6					
NONFERROUS METALS AND PRODUCTS					
ALUMINA AND BAUXITE N O P	CWT				6001
100 U KINGDOM	68	975	293	4104	
221 B GUIANA	179149	188026	1400136	1405852	
356 SURINAM	205484	140333	1370468	1101832	
400 U STATES	10232	34774	686590	1129927	
	394933	364108	3457487	3641715	
BAUXITE ALUMINA FOR REFINING	CWT				6002
221 B GUIANA	6667584	1762587	21157875	5585570	
224 JAMAICA	222320	764503	2129134	6926732	
328 FR AFRICA	900049	244956	5808625	1580844	
347 JAPAN			263511	778541	
356 SURINAM	1233859	327052	7270368	1930616	
400 U STATES			1	410	
	9023812	3099098	36629514	16802713	
CRYOLITE OR KRYOLITE	CWT				6003
318 DENMARK			274800	824793	
335 GERMANY W			181905	2141653	
400 U STATES	260	3230	1438	16606	
	260	3230	458143	2983052	
ALUMINUM PIGS INGOTS BLOCKS	CWT				6004
100 U KINGDOM	2	167	1279	37786	
375 SWEDEN			306	8108	
400 U STATES	1690	43738	23812	697258	
	1692	43905	25397	743152	
ALUMINUM SCRAP	CWT				6005
400 U STATES	640	12997	21724	510232	
	640	12997	21724	510232	
ALUMINUM ANGLES CHANNELS BEAMS	CWT				6006
100 U KINGDOM	960	49975	7341	335537	
400 U STATES	1201	69847	7346	532568	
	2161	119822	14687	868105	
ALUMINUM BAR RODS AND WIRE RODS	CWT				6007
100 U KINGDOM	93	4885	3603	160768	
306 BELGIUM			175	7514	
335 GERMANY W			216	8952	
400 U STATES	1215	58744	9921	472906	
	1308	63629	13915	650140	
ALUMINUM LEAF OR FOIL					6009
100 U KINGDOM		7992		309536	
305 AUSTRIA				16104	
318 DENMARK				118	
335 GERMANY W				15257	
354 NETHRLNDS				2479	
376 SWITZRLND		427		1645	
400 U STATES		87754		409144	
		96173		754283	
ALUMINUM PIPES AND TUBES	CWT				6010
100 U KINGDOM	167	9929	8926	456260	
335 GERMANY W	3	130	9	412	
400 U STATES	267	17406	25805	1438899	
	437	27465	34740	1895571	
ALUMINUM PLATES SHEETS STRIPS	CWT				6011
100 U KINGDOM	17398	650563	157347	5893225	
306 BELGIUM			290	11438	
335 GERMANY W			7	248	
376 SWITZRLND	24	1082	704	32347	
400 U STATES	3552	214423	51719	2686885	
	20974	866068	210067	8624143	
ALUMINUM POWDER AND PASTE	LB				6012
100 U KINGDOM	6750	2006	124904	41332	
335 GERMANY W			5732	3055	
400 U STATES	6544	4762	80091	46128	
	13294	6768	210727	90515	
ALUMINUM WIRE AND CABLE	CWT				6013
100 U KINGDOM	1497	59005	11364	331269	
400 U STATES	545	26975	4979	248619	
	2042	85980	16343	579888	
ALUMINUM HOUSEHOLD HOLLOW WARE					6014
100 U KINGDOM		3607		39252	
227 FRANCE				848	
335 GERMANY W		1046		7810	
344 ITALY		12977		87520	
347 JAPAN		3315		43709	
354 NETHRLNDS				181	
372 SPAIN				2602	
376 SWITZRLND		553		2648	
400 U STATES		105326		845770	
		126824		1030340	
ALUMINUM MANUFACTURES N O P					6015
100 U KINGDOM		110915		865505	
224 JAMAICA				245	
231 HONG KONG				1081	
305 AUSTRIA		108		1416	
306 BELGIUM				3521	
318 DENMARK				678	
327 FRANCE		257		3941	
335 GERMANY W		4792		35182	
344 ITALY		8792		39867	
347 JAPAN		2746		32426	

IMPORTS INTO CANADA FOR CONSUMPTION

Articles and Countries from which Imported	MONTH OF SEPTEMBER 1956		NINE MONTHS ENDED SEPTEMBER 1956		Class Number
	Quantities	Values (\$)	Quantities	Values (\$)	
354 NETHRLNDS		3765		21575	
375 SWEDEN		1853		16185	
376 SWITZRLND		695		12234	
400 U STATES		1055990		9514338	
BRASS IN BLOCKS INGOTS OR PIGS	CWT	1189913		10548194	6021
400 U STATES			77	5716	
BRASS SCRAP	CWT		77	5716	6022
100 U KINGDOM			20	249	
220 BERMUDA			16	255	
352 MEXICO			117	3502	
381 ALASKA			12	239	
384 P RICO			118	1297	
400 U STATES	597	14572	8304	232079	
BRASS IN BARS AND RODS	CWT	597	8587	237621	6023
100 U KINGDOM	811	26834	5092	177300	
335 GERMANY W			205	11461	
400 U STATES	88	5647	1657	109975	
BRASS IN STRIPS SHEETS PLATES	CWT	899	6954	298736	6024
100 U KINGDOM	326	12973	8410	377840	
306 BELGIUM			116	5113	
400 U STATES	423	27982	2913	207823	
BRASS TUBING	CWT	749	11439	590776	6025
100 U KINGDOM	51	3737	1211	82457	
335 GERMANY W	58	2168	266	22967	
376 SWITZRLND	13	804	39	3386	
400 U STATES	1085	91477	12060	965289	
METAL CAPS FOR ELEC BATTERIES		1207	13576	1074099	6026
400 U STATES		956		30827	
BRASS CUPS FOR PAPER CARTRIDGE		956		30827	6027
BRASS OR BRONZE COIN LOCKS					6029
400 U STATES				2739	
BRASS HAND PUMPS N O P				2739	6030
100 U KINGDOM				321	
400 U STATES		1205		20662	
BRASS VALVES		1205		20983	6031
100 U KINGDOM		4953		44753	
318 DENMARK		2275		33131	
335 GERMANY W		3732		34523	
344 ITALY		17283		115377	
347 JAPAN		1342		38226	
354 NETHRLNDS				7654	
359 NDRWAY				314	
360 ISRAEL				11312	
375 SWEDEN		2424		53792	
400 U STATES		332441		3288306	
BRASS METERS AND PARTS		364450		3627388	6032
100 U KINGDOM		2181		43748	
335 GERMANY W				185	
400 U STATES		47414		365398	
BRASS WIRE N O P	LB	49595		409331	6033
100 U KINGDOM	11300	4720	76314	38964	
335 GERMANY W			319	216	
400 U STATES	3939	3578	41918	38884	
BRASS WIRE CLOTH		15139	8298	78064	6034
DR WOVEN WIRE					
100 U KINGDOM		4534		10308	
327 FRANCE				355	
335 GERMANY W		5696		99365	
347 JAPAN				1916	
354 NETHRLNDS				395	
400 U STATES		1374		27517	
BRASS MANUFACTURES N O P		11684		139856	6035
100 U KINGDOM		68878		652004	
215 INDIA		2714		15092	
231 HONG KONG		1313		21919	
305 AUSTRIA		968		2134	
306 BELGIUM		473		7877	
317 CZECHO S				72	
318 DENMARK		225		4900	
327 FRANCE		637		16896	
335 GERMANY W		17692		84757	
336 GREECE				67	
344 ITALY		13193		155020	
347 JAPAN		7729		103235	
348 KOREA				1150	
352 MEXICO		66		255	
354 NETHRLNDS		3990		67676	
360 ISRAEL		626		9186	
366 PORTUGAL				554	
371 THAILAND				217	
372 SPAIN				208	
375 SWEDEN		1857		14109	
376 SWITZRLNO		1180		7449	

IMPORTS INTO CANADA FOR CONSUMPTION

123

Articles and Countries from which Imported	MONTH OF SEPTEMBER 1956		NINE MONTHS ENDED SEPTEMBER 1956		Class Number
	Quantities	Values (\$)	Quantities	Values (\$)	
389 IRELAND				1 106	
392 SYRIA				440	
400 U STATES		9 832 71		1 002 590 6	
		1 104 81 2		1 119 2 22 9	
BRASS WIRE FDR FOURDRINIER					6036
COPPER IN BLOCKS PIGS INGOTS	CWT				6042
207 UN SO AFR			4 927 7	20 442 82	
400 U STATES	3	208	1 538	6 645 1	
	3	208	5 081 5	21 107 3 3	
COPPER SCRAP	CWT				6043
100 U KINGDOM			840 4	41 028 4	
381 ALASKA			9	233	
384 P RICO			50	1 095	
400 U STATES	5 198	171 691	8 790 0	3 614 92 4	
	5 198	171 691	9 636 3	40 265 36	
COPPER BARS FOR ELECTRIC WIRES	CWT				6044
100 U KINGDOM			6 719	31 814 9	
400 U STATES	3 584	133 323	28 580	105 374 0	
	3 584	133 323	35 299	137 188 9	
COPPER IN BARS OR RODS N O P	CWT				6046
400 U STATES	1 118	38 964	2 801	10 925 4	
	1 118	38 964	2 801	10 925 4	
COPPER IN STRIPS SHEETS PLATES	CWT				6047
100 U KINGDOM			3 395	18 221 8	
400 U STATES	143	6 973	1 161	11 432 0	
	15	1 641	4 556	29 653 8	
COPPER TUBING	CWT				6048
100 U KINGDOM			7 320	45 279 8	
400 U STATES	1 514	78 996	6 194	45 375 2	
	2 96	26 342	13 514	90 655 0	
COPPER ROLLERS FOR WALL PAPER					6049
100 U KINGDOM		7 478		37 590	
400 U STATES		7 478		72 14	
		7 478		44 804	
COPPER WIRE N O P	LB				6050
100 U KINGDOM			10 994	59 37	
354 NETHRLNDS			107	267	
400 U STATES	2 250 6	23 507	138 295	142 109	
	2 261 3	23 774	149 396	148 313	
COPPER WIRE CLOTH WOVEN WIRE					6051
100 U KINGDOM		104		891	
335 GERMANY W				4 208	
400 U STATES				18 808	
		104		23 907	
COPPER MANUFACTURES OF N O P					6052
100 U KINGDOM		2549		20 739	
215 INDIA				143	
231 HONG KONG		526		526	
305 AUSTRIA				69	
306 BELGIUM		934		2194	
318 DENMARK		377		489	
322 EGYPT				1 478	
327 FRANCE				1 003	
335 GERMANY W		322		6 933	
344 ITALY		474		2 274	
347 JAPAN				1 285	
354 NETHRLNDS				27 452	
375 SWEDEN				3740	
376 SWITZRLND		199		679	
392 SYRIA				432	
400 U STATES		85 673		105 371 3	
		91 054		112 314 9	
LEAD IN PIGS AND BLOCKS	LB				6061
100 U KINGDOM			4 362 8	6 681	
400 U STATES	1014	392	26 156	8 690	
	1014	392	69 784	15 371	
LEAD OLD AND SCRAP	LB				6062
224 JAMAICA			56 960	1 221	
338 HAITI			11 707	281	
400 U STATES	3 500	833	20 166	2 343	
	3 500	833	88 833	3 845	
LEAD IN BARS AND SHEETS	LB				6063
100 U KINGDOM			28 651	4 670	
306 BELGIUM			38 338	5 820	
400 U STATES	5 970 9	13 922	77 953	18 056	
	5 970 9	13 922	144 942	28 546	
LEAD PIPE	LB				6064
400 U STATES	2 221	512	2 221	512	
	2 221	512	2 221	512	
LEAD CAPSULES FOR BOTTLES					6065
100 U KINGDOM		292		47 284	
327 FRANCE				1 690	
335 GERMANY W				5 085	
354 NETHRLNDS				3 926	
400 U STATES		82		3 821	
		374		61 806	
LEAD SHOT AND BULLETS	LB				6066
100 U KINGDOM			3 560	1 700	
375 SWEDEN			540	356	
400 U STATES			1 623	2 953	
			5 723	5 009	
TEA LEAD	LB				6067
LEAD MANUFACTURES N O P					6068
100 U KINGDOM		3 442		30 662	

IMPORTS INTO CANADA FOR CONSUMPTION

Articles and Countries from which Imported	MONTH OF SEPTEMBER 1956		NINE MONTHS ENDED SEPTEMBER 1956		Class Number
	Quantities	Values (\$)	Quantities	Values (\$)	
306 BELGIUM				127	
327 FRANCE				1203	
335 GERMANY W				132	
354 NETHRLNDS				2359	
381 ALASKA		195		195	
400 U STATES		12177		150769	
		15814		185447	
RODS 90 PC NICKEL FOR WIRE	LB				6070
400 U STATES		3707	26281	32142	
		3707	26281	32142	
NICKEL NICKEL SILVER IN INGOTS	LB				6071
400 U STATES		1093	334644	92646	
		1093	334644	92646	
NICKEL BARS ROOS STRIPS SHEETS	LB				6072
100 U KINGDOM		175	16709	22855	
359 NORWAY			61638	39539	
400 U STATES		348149	3249634	3224323	
		348324	321536	3286717	
NICKEL SILVER BARS RODS STRIPS	LB				6073
400 U STATES		3253	24751	17282	
		3253	24751	17282	
NICKEL CHROMIUM IN BARS RODS	LB				6074
100 U KINGDOM			9950	12893	
400 U STATES		14103	31582	43827	
		14103	19695	56790	
NICKEL MANUFACTURES NOT PLATED					6075
100 U KINGDOM			710	12457	
327 FRANCE				386	
344 ITALY				816	
354 NETHRLNDS				108	
375 SWEDEN				1175	
400 U STATES		8282		132159	
		8992		147101	
NICKEL AND PLATED HOLLOW WARE					6076
100 U KINGDOM				787	
400 U STATES		150		2521	
		150		3308	
NICKEL PLATED WARE N O P					6077
100 U KINGDOM				145574	
215 INDIA		12256		376	
305 AUSTRIA		137		8773	
306 BELGIUM		2256		62	
318 DENMARK				453	
327 FRANCE				5877	
335 GERMANY W		148		168118	
344 ITALY		11399		14987	
347 JAPAN		628		51228	
354 NETHRLNDS		1601		12022	
371 THAILAND		2041		161	
372 SPAIN				500	
375 SWEDEN		264		788	
376 SWITZRLND		69		3869	
400 U STATES		77626		815935	
		108425		1228723	
ELECTRO PLATED WARE GILT WARE					6082
100 U KINGDOM		83397		896972	
207 UN SO AFR				938	
215 INDIA				4081	
231 HONG KONG		1485		16015	
234 AUSTRALIA				67	
305 AUSTRIA		8178		31061	
306 BELGIUM				702	
317 CZECHO S		179		3426	
318 DENMARK		51		1795	
327 FRANCE		2209		13341	
335 GERMANY W		54424		416164	
344 ITALY		12356		151029	
347 JAPAN		95939		821582	
352 MEXICO		120		120	
354 NETHRLNDS		181		15741	
372 SPAIN		140		1291	
375 SWEDEN				6144	
376 SWITZRLND		2038		10596	
400 U STATES		996686		10339770	
		1257383		12730835	
GOLD SILVER SWEEPS GOLD FRINGE					6084
100 U KINGDOM				108	
327 FRANCE		985		9135	
335 GERMANY W				135	
400 U STATES		138		38435	
		1123		47813	
GOLD SILVER DUTCH METAL LEAF					6085
100 U KINGDOM		2751		35193	
335 GERMANY W		605		2528	
344 ITALY				164	
400 U STATES		8661		67633	
		12017		105518	
GOLD MANUFACTURES N O P					6086
100 U KINGDOM		1577		33265	
335 GERMANY W		1764		7495	
376 SWITZRLND				5307	
400 U STATES		7017		61970	
		10358		108037	
PLATINUM PALLADIUM IRIIDIUM					6087
100 U KINGDOM		1184206		14683813	
359 NORWAY				53357	

IMPORTS INTO CANADA FOR CONSUMPTION

125

Articles and Countries from which Imported	MONTH OF SEPTEMBER 1956		NINE MONTHS ENDED SEPTEMBER 1956		Class Number	
	Quantities	Values (\$)	Quantities	Values (\$)		
380 USSR				240073		
400 U STATES		2713		130466		
PLATINUM CRUCIBLES		1186919		15107709		
400 U STATES		181618		1397386	6088	
PLAT RETORT FOR SULPHURIC ACIO		181618		1397386	6089	
BLACK OXIDE COPPER FOR COLOURS	LB				6090	
400 U STATES			500	265		
SILVER UNMANUFACTURED	OZ				6091	
100 U KINGDOM			3411	3077		
400 U STATES			5793	5392		
COIN FOREIGN EXCEPT GOLD			9204	8469	6092	
TOILET ARTICLES OF STERLING					6093	
100 U KINGDOM		2681		16211		
335 GERMANY W		153		700		
400 U STATES		406		4001		
SILVER MANUFACTURES N O P		3240		20912	6094	
100 U KINGDOM		39631		326512		
224 JAMAICA				112		
231 HONG KONG				215		
234 AUSTRALIA				176		
318 DENMARK		39011		58561		
322 EGYPT				72		
327 FRANCE		76		708		
335 GERMANY W		897		12554		
344 ITALY		5392		7580		
347 JAPAN				1904		
352 MEXICO				2169		
354 NETHRLNOS				572		
359 NORWAY				928		
375 SWEDEN		1067		5294		
376 SWITZRLND		94		990		
388 YUGO SLAV				135		
400 U STATES		19376		148018		
TIN BLOCKS PIGS OR BARS		105544		566500		
100 U KINGDOM	CWT				6101	
218 MALAYA	1346	129159	5401	517681		
306 BELGIUM	5040	460426	23061	2180676		
354 NETHRLNOS			18144	1755789		
366 PORTUGAL	224	21360	7346	721160		
400 U STATES			220	21565		
			7476	762755		
TINFOIL		6610	610945	61648	5959626	6102
100 U KINGDOM	LB			178	126	
400 U STATES		2111	2114	13939	15535	
COLLAPSIBLE TUBES OF METAL		2111	2114	14117	15661	6103
100 U KINGDOM					907	
400 U STATES		7070		109770		
ZINC SPELTER		7070		110677	6111	
ZINC BLOCKS PIGS BARS PLATES	CWT				6112	
100 U KINGDOM				251	4931	
335 GERMANY W				60	1164	
400 U STATES	57	1954	1141	34714		
ZINC STRIP AND SHEETS		57	1954	1452	40809	6113
100 U KINGDOM	CWT					
306 BELGIUM	28	472	912	17109		
335 GERMANY W	583	9906	2132	39936		
400 U STATES	1349	25153	5455	98917		
	2265	51640	15588	409789		
ZINC OUST		4225	87171	24087	565751	6115
100 U KINGDOM	CWT					
400 U STATES		220	3536	4916	77485	
		220	3536	2620	42122	
ZINC MANUFACTURES N O P				7536	119607	6116
100 U KINGDOM		793			24908	
306 BELGIUM		1639			9690	
327 FRANCE					760	
335 GERMANY W		1008			12847	
400 U STATES		141872			1772168	
ZINC SLUGS FOR DRY BATTERIES		145312			1820373	6117
327 FRANCE					166	
400 U STATES		50900			260830	
ALLOYS OF COPPER		50900			260996	6119
100 U KINGDOM		7687			24017	
335 GERMANY W					36450	
375 SWEDEN					1030	
400 U STATES		22974			322139	
ALLOYS OF MAGNESIUM		30661			383636	6120
100 U KINGDOM					2005	
400 U STATES		11016			13333	
		13021			281634	
					294967	

IMPORTS INTO CANADA FOR CONSUMPTION

Articles and Countries from which Imported	MONTH OF SEPTEMBER 1956		NINE MONTHS ENDED SEPTEMBER 1956		Class Number
	Quantities	Values (\$)	Quantities	Values (\$)	
BABBITT METAL IN BLOCKS BARS 100 U KINGDOM 400 U STATES	CWT 28	1966	45 216	2868 18033	6121
	28	1966	261	20901	
BRITANNIA METAL PIGS BLOCKS	CWT				6122
BRITANNIA METAL MANUFACTURES 100 U KINGDOM 318 DENMARK 344 ITALY 400 U STATES		918 427 370 610		8579 2663 370 12546	6123
		2325		24158	
CHROMIUM TUNGSTEN FOR ALLOYS 100 U KINGDOM 305 AUSTRIA 335 GERMANY W 354 NETHRLNDS 400 U STATES	LB 1000 12 1974 2986	2981 336 16683 20000	60781 24 200 12 69354 130371	92972 310 678 336 299300 393596	6124
ALLOY SLUGS CAST WITH DIAMONDS 400 U STATES		2083 2083		26174 26174	6125
PHOSPHOR TIN PHOSPHOR BRONZE 100 U KINGDOM 335 GERMANY W 400 U STATES	LB 152177 16165 168342	105406 14703 120109	892838 230192 218700 1341730	659046 143272 198061 1000379	6126
WATCHES OVER ONE JEWEL 100 U KINGDOM 231 HONG KONG 305 AUSTRIA 306 BELGIUM 327 FRANCE 335 GERMANY W 344 ITALY 376 SWITZRLND 400 U STATES		63 347 197 2573 6728 135364 2348 147620		5013 137 851 197 26603 68126 175 743785 21808 866695	6127
WATCHES ONE OR NO JEWEL 100 U KINGDOM 305 AUSTRIA 335 GERMANY W 375 SWEDEN 376 SWITZRLND 400 U STATES		488 39227 80 39795		8031 1930 5016 280 264712 12582 292551	6128
WATCH ACTIONS OVER ONE JEWEL 100 U KINGDOM 327 FRANCE 335 GERMANY W 344 ITALY 376 SWITZRLND 400 U STATES		4946 27504 496850 24858 554158		16631 74344 155841 229 2858489 167418 3272952	6129
WATCH ACTIONS ONE OR NO JEWEL 100 U KINGDOM 327 FRANCE 335 GERMANY W 376 SWITZRLND 400 U STATES		14769 10469 13083 38321		53339 1585 8995 64446 15036 143401	6130
CLOCKS 100 U KINGDOM 306 BELGIUM 318 DENMARK 327 FRANCE 335 GERMANY W 344 ITALY 347 JAPAN 354 NETHRLNDS 375 SWEDEN 376 SWITZRLND 400 U STATES	NO 6409 300 40807 2644 3 852 10240 61255	15904 700 94636 5377 263 3785 53159 173824	29026 314 1 18124 325842 277 4738 17 28 6095 122502 506964	80897 778 75 23648 780973 624 9829 611 509 37357 600827 1536128	6131
CLOCK MOVEMENTS AND CASES 100 U KINGDOM 327 FRANCE 335 GERMANY W 376 SWITZRLND 400 U STATES		65 3042 172 10548 13827		27954 6972 21365 4180 76214 136685	6132
PARTS OF CLOCK MOVEMENTS 100 U KINGDOM 335 GERMANY W 354 NETHRLNDS 359 NORWAY 376 SWITZRLND 400 U STATES		204 188 2569 34249 37210		38044 5134 4113 2734 5205 299940 355170	6133
TIME RECORDERS 100 U KINGDOM 225 TRINIDAD 318 DENMARK 335 GERMANY W 376 SWITZRLND 400 U STATES		709 451 152 15698 17010		7890 12133 190 3076 4846 133667 161802	6134

IMPORTS INTO CANADA FOR CONSUMPTION

127

Articles and Countries from which Imported	MONTH OF SEPTEMBER 1956		NINE MONTHS ENDED SEPTEMBER 1956		Class Number
	Quantities	Values (\$)	Quantities	Values (\$)	
WATCH CASES AND PARTS					6136
100 U KINGDOM		4966		14781	
231 HONG KONG		3882		8486	
327 FRANCE		7463		88947	
335 GERMANY W		12173		83824	
347 JAPAN				294	
354 NETHRLNDS				626	
376 SWITZRLND		53321		300317	
400 U STATES		82466		663515	
		164271		1160790	
PARTS OF WATCH MOVEMENTS					6138
100 U KINGDOM		3392		80861	
327 FRANCE		421		8003	
335 GERMANY W		573		17385	
347 JAPAN				203	
376 SWITZRLND		33458		302364	
400 U STATES		19728		159645	
		57572		568461	
BATTERIES FLASHLIGHT AND PARTS					6139
231 HONG KONG		509		4135	
400 U STATES		2587		43301	
		3096		47436	
BATTERIES HEARING AID AND PTS					6140
400 U STATES		37270		255358	
		37270		255358	
BATTERIES ELECTRIC PRIMARY NOP					6141
100 U KINGDOM		55		9167	
231 HONG KONG				748	
327 FRANCE				10874	
335 GERMANY W		100		5181	
347 JAPAN		1362		3503	
400 U STATES		27108		378176	
		28625		407649	
BATTERIES STORAGE N O P PARTS					6142
100 U KINGDOM		24203		211459	
305 AUSTRIA				74	
327 FRANCE		165		10254	
335 GERMANY W		958		10449	
375 SWEDEN		69		2155	
400 U STATES		166649		1256214	
		192044		1490605	
APPARATUS ELECTRIC HEATING NOP					6143
100 U KINGDOM		865		50672	
327 FRANCE				742	
335 GERMANY W		2557		11992	
344 ITALY				1830	
347 JAPAN				74	
375 SWEDEN				446	
384 P RICO				1392	
400 U STATES		201582		1441436	
		205004		1508584	
DYNAMOS GENERATORS AND PTS NOP					6144
100 U KINGDOM		198414		2176100	
306 BELGIUM				386	
317 CZECHO S				120	
318 DENMARK				202	
327 FRANCE				1645	
335 GERMANY W		3602		34344	
347 JAPAN				863	
354 NETHRLNDS				118036	
359 NORWAY				541	
375 SWEDEN				4335	
376 SWITZRLND		765		49021	
381 ALASKA		200		340	
383 HAWAII				5700	
400 U STATES		804336		8788354	
		1007317		11179987	
FUSES FUSE PLUGS CUTOUTS PARTS					6145
100 U KINGDOM		4659		97385	
327 FRANCE		535		5531	
335 GERMANY W		128		268	
354 NETHRLNDS				563	
375 SWEDEN				89	
376 SWITZRLND				526	
400 U STATES		134907		951986	
		140229		1056348	
FLUORESCENT TUBES ARC LAMPS					6146
100 U KINGDOM	NO	930	557	1648	3201
335 GERMANY W		44	78	44	78
354 NETHRLNDS				7183	2670
375 SWEDEN				170	492
400 U STATES		49515	34934	649797	458613
		50489	35569	658842	465054
LAMPS ELECTRIC CARBON FILAMENT					6147
400 U STATES	NO			3506	755
				3506	755
LAMPS ELECTRIC METAL FILAMENT					6148
100 U KINGDOM	NO	112	390	99672	12777
231 HONG KONG				612550	5018
305 AUSTRIA				1162	651
306 BELGIUM				25590	3531
327 FRANCE				1231	787
335 GERMANY W		300	50	9302	2486
344 ITALY				60	98
347 JAPAN		133300	4984	7988800	135563
354 NETHRLNDS		58075	4591	1068618	75614

IMPORTS INTO CANADA FOR CONSUMPTION

Articles and Countries from which Imported	MONTH OF SEPTEMBER 1956		NINE MONTHS ENDED SEPTEMBER 1956		Class Number	
	Quantities	Values (\$)	Quantities	Values (\$)		
375 SWEODEN			660	800		
400 U STATES	856628	171948	8550965	1466361		
LIGHTS HEAD SIDE TAIL TORCHES	1048415	181963	18358610	1703686	6149	
100 U KINGDOM		1440		35571		
231 HONG KONG		17357		219236		
317 CZECHOS				1870		
327 FRANCE		74		645		
335 GERMANY W		3225		39763		
347 JAPAN		1549		10430		
354 NETHRLNOS				1499		
375 SWEODEN		71		71		
376 SWITZRLND		143		361		
400 U STATES		74367		708141		
ELECTRIC LIGHT FIXTURES M O P		98226		1017587	6150	
100 U KINGDOM		3544		67282		
231 HONG KONG		996		4897		
305 AUSTRIA		1173		6622		
306 BELGIUM		303		4061		
317 CZECHOS		89		14213		
318 DENMARK		8969		18288		
326 FINLAND				170		
327 FRANCE		2608		21446		
335 GERMANY W		6088		78148		
344 ITALY		7237		45068		
347 JAPAN		2948		27958		
352 MEXICO				120		
354 NETHRLNDS		3144		17843		
359 NORWAY				21645		
372 SPAIN		619		8649		
375 SWEODEN		772		8965		
376 SWITZRLND		154		771		
390 GERMANY E				170		
400 U STATES		477094		4518786		
LIGHTNING ARRESTERS REACTORS		515738		4865102	6151	
100 U KINGDOM		15792		49554		
327 FRANCE				6251		
375 SWEDEN		1642		19262		
376 SWITZRLND				38509		
400 U STATES		40150		336477		
MAGNETOS FOR GAS ENGINES		57584		450053	6152	
100 U KINGDOM				1720		
400 U STATES		2710		40755		
METERS ELECTRIC AND PARTS M O P		2710		42475	6153	
100 U KINGDOM		14109		236582		
305 AUSTRIA				1589		
318 DENMARK				109		
327 FRANCE				715		
335 GERMANY W		142		1370		
347 JAPAN		547		21928		
354 NETHRLNDS				3572		
359 NORWAY				367		
375 SWEDEN				114		
376 SWITZRLND		5126		35730		
400 U STATES		243851		2249910		
MOTORS ELECTRIC UNDER 10 DOL	NO	263775		2551986	6154	
100 U KINGDOM	154	938	4226	26990		
306 BELGIUM			2688	4920		
335 GERMANY W			20	132		
347 JAPAN			2925	2314		
354 NETHRLNDS			181	1160		
400 U STATES	6632	20108	97879	370074		
MOTORS ELECTRIC M O P AND PARTS		6786	21046	107919	405590	6155
100 U KINGDOM		217947		1899002		
306 BELGIUM		8156		87851		
318 DENMARK				1442		
327 FRANCE		78		78		
335 GERMANY W		5287		37530		
344 ITALY		243		14261		
347 JAPAN		67		1120		
354 NETHRLNDS		96		11209		
359 NORWAY				514		
375 SWEDEN		2481		15949		
376 SWITZRLND		14790		54243		
400 U STATES		1223609		11807422		
RHEOSTATS CONTROLLERS STARTERS		1472754		13930621	6156	
100 U KINGDOM		57979		426460		
231 HONG KONG				4138		
305 AUSTRIA		1871		2613		
318 DENMARK		247		3811		
335 GERMANY W		1512		6280		
344 ITALY				337		
354 NETHRLNDS				216		
376 SWITZRLND		9331		58183		
400 U STATES		1042057		8747542		
SAD IRONS ELECTRIC AND PARTS		1112997		9249580	6157	
100 U KINGDOM		10416		67700		
335 GERMANY W		80		134		

IMPORTS INTO CANADA FOR CONSUMPTION

129

Articles and Countries from which Imported	MONTH OF SEPTEMBER 1956		NINE MONTHS ENDED SEPTEMBER 1956		Class Number
	Quantities	Values (\$)	Quantities	Values (\$)	
361 PANAMA				62	
400 U STATES		42601		484326	
SELFCONTAINED LIGHTING OUTFITS		53097		552222	6158
100 U KINGDOM				908	
400 U STATES		189		19271	
SOCKETS OUTLETS RECEPTACLES		189		20879	6159
100 U KINGDOM				10769	
354 NETHRLNDS				204	
400 U STATES		297713		2172742	
SPARK PLUGS MAGNETOS IGNITION		297713		2183715	6160
100 U KINGDOM				48034	
335 GERMANY W		5342		9403	
400 U STATES		32922		548018	
SWITCHES SWITCHBOARDS AND PTS		38264		605455	6161
100 U KINGDOM				1981880	
305 AUSTRIA		131264		3472	
327 FRANCE		430		45483	
335 GERMANY W		967		49633	
347 JAPAN		210		3474	
359 NORWAY		814		98	
375 SWEDEEN				1647	
376 SWITZRLND		82703		786160	
400 U STATES		1209184		10195998	
SWITCHGEAR FOR MINES		1425572		13067845	6162
100 U KINGDOM				3927	
400 U STATES		12053		112296	
TELEGRAPH APPARATUS AND PARTS		15980		150385	6163
100 U KINGDOM				115750	
218 MALAYA				877341	
234 AUSTRALIA				4950	
335 GERMANY W		218		218	
400 U STATES		263		1808	
TELEPHONE APPARATUS AND PARTS		702560		4627941	6164
100 U KINGDOM		818791		5512258	
234 AUSTRALIA				1874820	
305 AUSTRIA				1295	
306 BELGIUM				4148	
318 DENMARK				5079	
335 GERMANY W		3447		8335	
347 JAPAN				15935	
354 NETHRLNDS				2396	
375 SWEDEN		4640		7934	
376 SWITZRLNO				70060	
381 ALASKA				2410	
400 U STATES		1152099		130	
TRANSFORMERS AND PARTS N O P		1348041		10123258	6165
100 U KINGDOM				12115800	
305 AUSTRIA				193984	
318 DENMARK				1505026	
327 FRANCE				69635	
335 GERMANY W		205		315	
344 ITALY				2953	
347 JAPAN				49272	
354 NETHRLNOS				318	
375 SWEDEEN		228		2116	
376 SWITZRLNO		4515		18889	
381 ALASKA		97924		65402	
400 U STATES		281		875411	
RADIO TUBES		488252		5098768	6166
100 U KINGDOM	NO	785389		7688983	
335 GERMANY W	521	8277	19995	171161	
344 ITALY			1024	504	
354 NETHRLNDS	6390	3700	4150	1809	
376 SWITZRLND			351939	152950	
400 U STATES	718749	689675	24	512	
RADIO APPARATUS N O P	725660	701652	6316893	6824069	6167
100 U KINGDOM				7151005	
234 AUSTRALIA				621743	
305 AUSTRIA				273	
318 DENMARK				690	
327 FRANCE				369	
335 GERMANY W				8120	
344 ITALY				50366	
347 JAPAN				56880	
354 NETHRLNOS				140	
359 NORWAY				7448	
381 ALASKA				18411	
384 P RICO				267672	
400 U STATES				342	
ELECTR' C DRY SHAVING MACHINES				948	6168
100 U KINGDOM				850	
305 AUSTRIA				3302396	
306 BELGIUM				3958602	
335 GERMANY W				33354883	
347 JAPAN				171	
				1822	
				26809	
				1680	
				19824	
				132824	
				350	

IMPORTS INTO CANADA FOR CONSUMPTION

Articles and Countries from which Imported	MONTH OF SEPTEMBER 1956		NINE MONTHS ENDED SEPTEMBER 1956		Class Number
	Quantities	Values (\$)	Quantities	Values (\$)	
354 NETHRLNDS		61928		354135	
376 SWITZRLND		750		7443	
384 P RICO				41701	
400 U STATES		191847		1613703	
ELECT STEAM GENERATORS AND PTS	NO			2180467	6169
100 U KINGDOM		128151	3	2482679	
376 SWITZRLND		19272	8	1049752	
400 U STATES		799	9	1158467	
		148222	20	4690898	
ELECTRIC APPARATUS N O P					6170
100 U KINGDOM		124612		1337775	
225 TRINIDAD		3324		3324	
231 HONG KONG				3519	
234 AUSTRALIA		405		803	
305 AUSTRIA		224		1728	
306 BELGIUM				675	
317 CZECHOS				8192	
318 DENMARK		1193		2553	
327 FRANCE		8113		21585	
335 GERMANY W		4281		48907	
344 ITALY				1863	
347 JAPAN		5393		28048	
354 NETHRLNDS		2709		65176	
359 NORWAY		74		766	
375 SWEDEN		22017		48048	
376 SWITZRLND		4081		128564	
381 ALASKA		89		89	
400 U STATES		1921050		19612839	
		2097565		21314454	
ELECTRIC PRECISION INSTRUMENTS					6171
100 U KINGDOM		48813		486060	
225 TRINIDAD		2457		16235	
318 DENMARK		2298		9223	
327 FRANCE				6492	
335 GERMANY W		2429		55689	
344 ITALY				451	
347 JAPAN		84		778	
354 NETHRLNDS		492		11790	
375 SWEDEN				13490	
376 SWITZRLND		1179		45848	
400 U STATES		682120		6354874	
		739872		7000930	
ELECTRIC OR GAS WELDING APP					6172
100 U KINGDOM		7983		115219	
305 AUSTRIA				89605	
327 FRANCE				7415	
335 GERMANY W		7838		19187	
344 ITALY				292	
375 SWEDEN				2148	
376 SWITZRLND				14044	
381 ALASKA				360	
400 U STATES		703102		5337198	
		718923		5585468	
RADIO RECEIVING SETS	NO				6173
100 U KINGDOM	141	3164	2071	69646	
305 AUSTRIA			1	88	
318 DENMARK			2	251	
327 FRANCE			3	242	
335 GERMANY W	1092	32668	3613	158789	
347 JAPAN	3188	22339	9141	79271	
354 NETHRLNDS			112	3155	
359 NORWAY			2	219	
363 PERU			1	105	
375 SWEDEN			5	405	
400 U STATES	3576	116107	35344	1152367	
	7997	174278	50295	1464538	
TELEVISION RECEIVING SETS	NO				6174
400 U STATES	1064	97212	6455	596532	
	1064	97212	6455	596532	
RADIO SET PARTS TARIFF 4450					6175
100 U KINGDOM		99877		816442	
318 DENMARK				4275	
327 FRANCE				639	
335 GERMANY W		2917		26630	
347 JAPAN				1670	
354 NETHRLNDS		22651		215264	
375 SWEDEN				851	
376 SWITZRLND				3709	
384 P RICO				131	
400 U STATES		360167		3861380	
		485612		4930991	
RADIO TUBE PARTS TARIFF 445P					6176
100 U KINGDOM		10973		49291	
335 GERMANY W				774	
344 ITALY				1016	
354 NETHRLNDS		3336		14719	
400 U STATES		646933		5555010	
		661242		5620810	
SOUND EQUIPMENT					6177
100 U KINGDOM		4626		62898	
231 HONG KONG		156		156	
234 AUSTRALIA		108		1653	
318 DENMARK				1366	
327 FRANCE		80		945	
335 GERMANY W		212		12658	

IMPORTS INTO CANADA FOR CONSUMPTION

131

Articles and Countries from which Imported	MONTH OF SEPTEMBER 1956		NINE MONTHS ENDED SEPTEMBER 1956		Class Number
	Quantities	Values (\$)	Quantities	Values (\$)	
344 ITALY				81	
347 JAPAN		445		9394	
354 NETHRLNDS		12419		111552	
376 SWITZRLND				2475	
400 U STATES		206931		2617559	
		224977		2820737	
LIGHTING FIXTURES GAS COAL OIL					6181
100 U KINGDOM		52		20185	
231 HONG KONG		523		1349	
317 CZECHO S		1263		1263	
318 DENMARK				357	
327 FRANCE		60		2757	
335 GERMANY W		3542		16555	
344 ITALY		187		1234	
347 JAPAN		2630		22759	
354 NETHRLNDS		64		1079	
372 SPAIN				95	
375 SWEDEN				132	
376 SWITZRLND				283	
400 U STATES		37165		223291	
		45486		291339	
GAS MANTLES GAS BURNERS					6182
100 U KINGDOM				1012	
327 FRANCE				53	
400 U STATES		723		39152	
		723		40217	
GAS METERS AND PARTS					6183
100 U KINGDOM		55		159588	
335 GERMANY W		131		131	
400 U STATES		87114		1000425	
		87300		1160144	
PLATES CYLINDERS ENGRAVERS					6191
100 U KINGDOM		211		14729	
335 GERMANY W		123		2076	
354 NETHRLNDS				6338	
400 U STATES		53033		621617	
		53367		644760	
PLATES PRINTING 2 COLOURS					6192
100 U KINGDOM		1353		3463	
347 JAPAN				191	
376 SWITZRLND				185	
400 U STATES		10879		161717	
		12232		165556	
PLATES FOR PRINTING MUSIC					6193
354 NETHRLNDS		124		224	
400 U STATES		1526		31696	
		1650		31920	
STEREOTYPES ELECTROTYPES NOP	50 IN				6194
335 GERMANY W			1017	64	
400 U STATES	7960	1389	113501	23937	
	7960	1389	114518	24001	
MATRICES FOR STEREOTYPES 475A	50 IN				6195
400 U STATES	24603	268	1203503	8149	
	24603	268	1203503	8149	
STEREOTYPES FOR BOOKS	50 IN				6196
100 U KINGDOM			115817	1115	
400 U STATES	231749	19238	2784641	187060	
	231749	19238	2900458	188175	
STEREOTYPES FOR ADVERTISEMENTS	50 IN				6197
100 U KINGDOM	50	97	5419	686	
335 GERMANY W			6262	170	
354 NETHRLNDS			176	360	
376 SWITZRLND			599	167	
400 U STATES	405868	11099	3157681	116850	
	405918	11196	3170137	118233	
TYPE METAL IN BLOCKS PLATES	LB				6198
400 U STATES			560	272	
			560	272	
TYPE PRINTING CHASES QUINS					6199
100 U KINGDOM		1061		15080	
231 HONG KONG		2354		2354	
310 BULGARIA				115	
318 DENMARK				1155	
327 FRANCE		114		1262	
335 GERMANY W		571		6688	
344 ITALY		101		475	
354 NETHRLNDS		1321		3829	
380 USSR				378	
381 ALASKA				481	
400 U STATES		12818		149768	
		18340		181585	
PRINTG PLATES FOR PUBLICATIONS					6200
100 U KINGDOM		424		2296	
327 FRANCE		148		411	
335 GERMANY W				300	
354 NETHRLNDS				378	
400 U STATES		27210		344195	
		27782		347580	
MOULDING MATERIAL ELECTROTYPE					6201
400 U STATES		2225		29064	
		2225		29064	
TUNGSTEN BEARING ORES	CWT				6208
234 AUSTRALIA			229	22834	
309 BRAZIL			89	10770	
400 U STATES			920	126951	
			1238	160555	

IMPORTS INTO CANADA FOR CONSUMPTION

Articles and Countries from which Imported	MONTH OF SEPTEMBER 1956		NINE MONTHS ENDED SEPTEMBER 1956		Class Number
	Quantities	Values (\$)	Quantities	Values (\$)	
CHROME ORE					
205 RHOD NYAS	CWT 55678	120322	91691	160244	6210
207 UN SO AFR	49361	26983	322359	188922	
216 PAKISTAN			4091	4195	
316 CUBA			19800	28767	
364 PHIL	67200	47280	127360	92984	
379 TURKEY			20000	38805	
400 U STATES	2964	8517	231603	399300	
	175203	203102	816904	913217	
ANTIMONY OR REGULUS OF					
100 U KINGDOM	LB 90000	23766	349760	88916	6211
313 CHINA	44092	8765	696316	127693	
	134092	32531	1046076	216609	
BISMUTH METALLIC NATURAL					
363 PERU	LB		21755	43988	6212
400 U STATES			1240	2935	
			22995	46923	
CINNABAR					
	LB				6214
COBALT ORE					
	CWT				6215
400 U STATES			19	1031	
			19	1031	
MANGANESE ORE					
	CWT				6216
100 U KINGDOM	548	2618	2263	17020	
207 UN SO AFR			66998	148380	
210 G COAST	418840	989365	613754	1384569	
215 INDIA			522756	1087763	
307 BEL CONGO	204557	488700	422696	1009385	
316 CUBA			467221	988866	
352 MEXICO			51229	92212	
379 TURKEY			22886	39233	
400 U STATES	117349	266925	1138185	2414191	
	741294	1747608	3307988	7181619	
ORES OF METALS N O P					
	CWT				6217
100 U KINGDOM			313	3161	
234 AUSTRALIA	1121	15929	1121	15929	
307 BEL CONGO			400	800	
363 PERU			150346	1132915	
400 U STATES	14104	73172	51049	270594	
	15225	89101	203229	1423399	
MERCURY OR QUICKSILVER					
	LB				6218
100 U KINGDOM			1015	2646	
344 ITALY	4254	11517	106897	346392	
352 MEXICO	16320	49725	68602	214390	
372 SPAIN			30406	131237	
400 U STATES	82	243	96475	328654	
	20656	61485	303395	1023319	
ANODES NICKEL ZINC COPPER ETC					
354 NETHRLNDS				866	6219
400 U STATES				25311	
		2411		26177	
ARTICLES FOR AGRIC IMPLEMENTS					
					6220
100 U KINGDOM				6681	
400 U STATES		11224		249899	
		11224		256580	
ARTICLES FOR STORAGE BATTERIES					
					6221
400 U STATES		4327		228411	
		4327		228411	
BELLS FOR CHURCHES					
					6222
100 U KINGDOM		3698		13805	
327 FRANCE		12906		70268	
335 GERMANY W				200	
354 NETHRLNDS				1115	
376 SWITZRLND				1395	
400 U STATES		3819		116900	
		20423		203683	
BELLS AND CONGS N O P					
					6223
100 U KINGDOM				4356	
215 INDIA		316		5278	
305 AUSTRIA				139	
306 BELGIUM		1087		4835	
317 CZECHO S		97		97	
327 FRANCE				227	
335 GERMANY W		1586		12584	
344 ITALY		82		258	
347 JAPAN		234		1885	
354 NETHRLNDS				496	
375 SWEDEN		1481		4034	
376 SWITZRLND				1851	
400 U STATES		20054		171158	
		24937		207198	
SLIDE OR ZIPPER FASTENERS					
					6225
100 U KINGDOM		385		4078	
327 FRANCE				610	
335 GERMANY W				447	
400 U STATES		5698		47166	
		6083		52301	
BUCKLES CLASPS EYELETS HOOKS					
					6226
100 U KINGDOM		9295		97043	
305 AUSTRIA				605	
317 CZECHO S		146		1215	
327 FRANCE		109		3096	
335 GERMANY W		1942		50244	
344 ITALY				2578	
354 NETHRLNDS				98	
375 SWEDEN				181	

IMPORTS INTO CANADA FOR CONSUMPTION

133

Articles and Countries from which Imported	MONTH OF SEPTEMBER 1956		NINE MONTHS ENDED SEPTEMBER 1956		Class Number
	Quantities	Values (\$)	Quantities	Values (\$)	
376 SWITZRLND				3953	
400 U STATES		124051		1140749	
CAGES ANIMAL OF WIRE AND PARTS		135543		1299762	6227
100 U KINGDOM		2500		24230	
306 BELGIUM				2395	
335 GERMANY W		1159		5610	
347 JAPAN				154	
354 NETHRLNDS				172	
400 U STATES		7259		61439	
CHRONOMETERS COMPASSES SHIPS		10918		94000	6228
100 U KINGDOM		1960		94188	
335 GERMANY W		600		98382	
375 SWEDEN		97		97	
376 SWITZRLND				131	
400 U STATES		1696		63625	
METAL ARTICLES FOR JEWELLERY		4353		256423	6229
100 U KINGDOM		895		4536	
317 CZECHO S				320	
335 GERMANY W		1458		12965	
347 JAPAN				863	
376 SWITZRLND				115	
400 U STATES		41298		333011	
ARTICLES FOR USE IN FISHERIES		43651		351810	6230
100 U KINGDOM		3056		31984	
234 AUSTRALIA		249		249	
327 FRAMCE				3553	
347 JAPAN				2623	
354 NETHRLNDS		952		1016	
359 NORWAY				1131	
366 PORTUGAL				3229	
400 U STATES		12476		173737	
ARTICLES M O P FOR MFR SHIPS		16733		217522	6232
100 U KINGDOM		695500		1796310	
318 DENMARK				2113	
335 GERMANY W		38527		54226	
354 NETHRLNDS		190		2568	
359 NORWAY				100	
375 SWEDEN		60		5093	
400 U STATES		130324		3535128	
ELEMENTS FOR LAMP FILAMENTS		864601		5395338	6233
305 AUSTRIA		2601		37329	
354 NETHRLNDS				30240	
400 U STATES		85717		1135259	
METAL PTS FOR COVERED BUTTONS		88318		1202828	6234
400 U STATES		8483		62886	
MAILS TACKS BRASS OR COPPER		8483		62886	6235
100 U KINGDOM				347	
400 U STATES		411		15324	
PATTERNS OF METAL NOT MODELS		411		15671	6236
327 FRANCE		126		226	
400 U STATES		43352		389738	
UMBRELLA PARTS EXCEPT FABRIC		43478		389964	6237
100 U KINGDOM				1181	
231 HONG KONG				243	
306 BELGIUM				852	
327 FRANCE				331	
335 GERMANY W		2700		30873	
344 ITALY		601		4746	
347 JAPAN		2540		8779	
375 SWEDEN				76	
400 U STATES		20194		250647	
RIVETS BURRS BRASS DR COPPER		26035		297728	6238
100 U KINGDOM		5063		8852	
335 GERMANY W				133	
400 U STATES		11387		133828	
SCREWS OF METAL M O P		16450		142813	6240
100 U KINGDOM		470		3903	
231 HONG KONG				4687	
306 BELGIUM				2101	
335 GERMANY W		463		18457	
347 JAPAN				401	
375 SWEDEN				1964	
400 U STATES		20480		108952	
SHOE AND CORSET EYELETS HOOKS		21413		140465	6241
100 U KINGDOM				141	
335 GERMANY W		2959		21241	
344 ITALY		614		19785	
400 U STATES		20812		214135	
TIPS STUDS FOR CORSET CLASPS		24385		255302	6242
100 U KINGDOM				1415	
400 U STATES		575		4793	
		575		6208	

IMPORTS INTO CANADA FOR CONSUMPTION

Articles and Countries from which Imported	MONTH OF SEPTEMBER 1956		NINE MONTHS ENDED SEPTEMBER 1956		Class Number
	Quantities	Values (\$)	Quantities	Values (\$)	
TRACTION ENGINE MATERIALS					6243
WIRE FOR SHOE NAILING MACHINES	LB				6245
100 U KINGDOM			11144	1402	
400 U STATES			12547	3350	
			23691	4752	
WIRE NON FERROUS COVERED					6247
100 U KINGDOM		48514		910998	
335 GERMANY W		269		431730	
354 NETHRLNDS		177		418	
375 SWEDEN				315	
381 ALASKA		108		108	
400 U STATES		427171		4038706	
		476239		5382275	
WIRE TINSEL FOR BRAIDS CORDS					6248
335 GERMANY W		1472		21633	
400 U STATES		329		2310	
		1801		23943	
WIRE STRANDED NON FERROUS					6249
100 U KINGDOM		6811		25254	
327 FRANCE				172	
335 GERMANY W		102		18330	
354 NETHRLNDS				3918	
376 SWITZRLND				181	
400 U STATES		15622		488281	
		22535		536136	
WIRE NON FERROUS N O P					6250
100 U KINGDOM		6675		56914	
305 AUSTRIA				587	
327 FRANCE				326	
335 GERMANY W				12106	
354 NETHRLNDS				1364	
375 SWEDEN		1089		14097	
400 U STATES		31614		588143	
		39378		673537	
NON FERROUS METALS AND PRODUCT					6251
100 U KINGDOM		36392		216504	
220 BERMUDA				721	
314 COLOMBIA		3202		9088	
327 FRANCE				2226	
335 GERMANY W		812		8145	
347 JAPAN		681		3162	
352 MEXICO				15554	
354 NETHRLNDS		2280		9007	
375 SWEDEN		105		5886	
376 SWITZRLND				564	
400 U STATES		735250		6398619	
		778722		6669476	
PARTS FOR MFR OF SHUTTLES					6252
100 U KINGDOM				148	
335 GERMANY W				136	
400 U STATES		11481		130350	
		11481		130634	
HINGES FOR JEWELLERY BOXES					6253
400 U STATES		1840		28242	
		1840		28242	
MATERIALS FOR MFR MINING MACH					6254
335 GERMANY W				5393	
375 SWEDEN				3581	
400 U STATES		1428		47045	
		1428		56019	
MAGNESIUM SCRAP	LB				6255
METAL POWDER FRICTION MATERIAL					6256
400 U STATES				5674	
				5674	
RESIDUES NON FERROUS	CWT				6257
100 U KINGDOM			22191	230829	
400 U STATES		4856	37624	628169	
		4856	59815	858998	
TUNGSTEN CARBIDE INSERTS					6258
335 GERMANY W		128		128	
375 SWEDEN		32793		372539	
400 U STATES		22456		382979	
		55377		755646	
TUNGSTEN CARBIDE TIPS BLANKS					6259
100 U KINGDOM		196		701	
335 GERMANY W				401	
375 SWEDEN				16834	
400 U STATES		24899		186938	
		25095		204874	

IMPORTS INTO CANADA FOR CONSUMPTION

Articles and Countries from which Imported	MONTH OF SEPTEMBER 1956		NINE MONTHS ENDED SEPTEMBER 1956		Class Number
	Quantities	Values (\$)	Quantities	Values (\$)	
GROUP 7					
NON METALLIC MINERALS					
ASBESTOS PACKING	LB				7001
100 U KINGDOM	6697	3796	137191	91741	
335 GERMANY W	84	50	930	965	
400 U STATES	16150	16891	163829	155069	
	22931	20737	301950	247775	
ASBESTOS BRAKE LINING FOR AUTO					7002
100 U KINGDOM		3773		14987	
306 BELGIUM				201	
335 GERMANY W				3224	
400 U STATES		35318		326800	
		39091		345212	
ASBESTOS MANUFACTURES N O P					7003
100 U KINGDOM		105677		749650	
207 UN SO AFR		18450		82050	
306 BELGIUM		2537		14221	
344 ITALY		42368		154905	
376 SWITZRLND				794	
400 U STATES		222650		1980014	
		391682		2981634	
ASBESTOS CLUTCH FACINGS AUTO					7004
100 U KINGDOM		378		1374	
400 U STATES		41756		295296	
		42134		296670	
BRAKE LININGS AND FACINGS N O P					7005
100 U KINGDOM		5458		51891	
400 U STATES		14977		123071	
		20435		174962	
CHINA CLAY GROUND	CWT				7011
100 U KINGDOM	66302	51687	707899	525892	
400 U STATES	111458	98408	1106543	964401	
	177760	150095	1814442	1490293	
FIRE CLAY GROUND	CWT				7012
100 U KINGDOM	1568	1077	11544	7928	
400 U STATES	200324	44267	1292136	371474	
	201892	45344	1303680	379402	
PIPE CLAY GROUND	CWT				7013
400 U STATES	54261	7828	120240	17497	
	54261	7828	120240	17497	
CLAYS N O P GROUND					7014
100 U KINGDOM				637	
305 AUSTRIA				310	
400 U STATES		42626		428437	
		42626		429384	
ZIRCONIUM SILICATE					7015
234 AUSTRALIA		6246		10218	
400 U STATES		11414		125790	
		17660		136008	
ZIRCONIUM OXIDE					7016
400 U STATES		2209		14085	
		2209		14085	
SAGGARS FOR CERAMIC PRODUCTS					7017
100 U KINGDOM				157	
400 U STATES		11710		97297	
		11710		97454	
ACTIVATED CLAY TO REFINE DILS					7018
335 GERMANY W				4212	
400 U STATES		88069		1085537	
		88069		1089749	
GROG FOR REFRACTORY MATERIALS	TON				7019
400 U STATES	717	20474	7856	232306	
	717	20474	7856	232306	
BRICK BUILDING	TON				7021
100 U KINGDOM			12	388	
400 U STATES	10261	231467	95203	2117096	
	10261	231467	95215	2117424	
BRICK FIRE CHROME					7022
400 U STATES		70186		754708	
		70186		754708	
BRICK FIRE MAGNESITE					7023
335 GERMANY W				3730	
400 U STATES		20026		506988	
		20026		510718	
BRICK FIRE 90 PER CENT SILICA					7024
335 GERMANY W				149	
400 U STATES		145049		1464014	
		145049		1464163	
BRICK FIRE 100 DOL THOUSAND					7025
335 GERMANY W				4663	
400 U STATES		115214		964191	
		115214		968854	
BRICK FIRE FURNACE OR KILN					7026
100 U KINGDOM		1286		24844	
335 GERMANY W		9890		13183	
400 U STATES		398119		3996534	
		409295		4034561	
BRICK FIRE N O P					7027
100 U KINGDOM		28266		213824	
318 DENMARK		10414		32899	
335 GERMANY W				418	

IMPORTS INTO CANADA FOR CONSUMPTION

Articles and Countries from which Imported	MONTH OF SEPTEMBER 1956		NINE MONTHS ENDED SEPTEMBER 1956		Class Number
	Quantities	Values (\$)	Quantities	Values (\$)	
400 U STATES		324 455		3 170 307	
BRICK PAVING		363 135		3 417 448	
400 U STATES	TON				7028
	85	1 291	1 401	2 389 4	
BUILDING BLOCKS BUILDING TILE	85	1 291	1 401	2 389 4	
100 U KINGDOM				6 210 3	7029
306 BELGIUM				3 737	
400 U STATES		1 027 05		1 104 864	
		1 027 05		1 170 704	
DRAIN PIPES SEWER PIPES N O P					7030
100 U KINGDOM		7 528		4 324 9	
400 U STATES		6 203 4		4 840 63	
		6 956 2		5 273 12	
DRAIN TILES NOT GLAZED					7031
TILES FOR MOSAIC FLODRING					7032
100 U KINGDOM		3 802		3 700 9	
317 CZECHO S				7 85	
327 FRANCE				2 723	
344 ITALY		2 958		1 719 2	
347 JAPAN		8 222		1 786 47	
354 NETHRLNDS				1 28	
372 SPAIN				2 93	
400 U STATES		4 425		6 709 5	
		1 940 7		3 038 72	
EARTHENWARE TILES FOR ROOFING					7033
306 BELGIUM		6 85		3 633	
400 U STATES		237		1 039 1	
		922		1 402 4	
TILES EARTHENWARE N O P					7034
100 U KINGDOM		7 067 3		8 316 28	
306 BELGIUM		6 494		2 901 6	
317 CZECHO S		1 875		2 313 9	
327 FRANCE		1 468		4 616	
335 GERMANY W		2 109 0		1 324 48	
344 ITALY		604		50 795	
347 JAPAN		14 199		15 181 3	
354 NETHRLNDS				9 868	
372 SPAIN		2 198 6		20 472 6	
375 SWEDEN				2 200	
400 U STATES		1 666 6		14 850 6	
		1 550 55		1 588 755	
CHINA AND PORCELAIN WARE N O P					7043
100 U KINGDOM		347		10 618	
231 HONG KONG				209	
327 FRANCE		100		160	
335 GERMANY W				1 227	
344 ITALY				52	
347 JAPAN		415		9 859	
400 U STATES		724		30 350	
		1 586		52 475	
DEMIJOHNS CHURNS CROCKS N O P					7045
318 DENMARK				67	
347 JAPAN				842	
400 U STATES		4 126		2 991 6	
		4 126		3 082 5	
TABLEWARE OF CHINA PORCELAIN					7046
100 U KINGDOM		65 148 1		89 751 48	
220 BERMUDA		70		342	
231 HONG KONG		305 6		1 206 5	
234 AUSTRALIA				412	
305 AUSTRIA		176		555 7	
306 BELGIUM		1 321		5 878	
317 CZECHO S				3 589	
318 DENMARK		1 712		2 895 7	
326 FINLAND		80		1 004	
327 FRANCE		3 292		3 471 8	
335 GERMANY W		9 927		14 613 6	
340 HUNGARY		10 42		1 954	
344 ITALY		9 759		5 605 0	
347 JAPAN		56 789		61 966 6	
354 NETHRLNDS		247		6 022	
359 NORWAY		710		5 960	
360 ISRAEL				107	
365 POLAND				1 289	
366 PORTUGAL		166		2 799	
372 SPAIN		58		986	
375 SWEDEN		377		7 481	
376 SWITZRLND		452		3 110	
381 ALASKA		169		169	
384 P RICO		508		6 301	
390 GERMANY E		318		4 761	
400 U STATES		7 722 4		9 470 37	
		81 893 4		10 877 498	
STONEWARE EARTHENWARE N O P					7047
100 U KINGDOM		20 431		26 662 8	
231 HONG KONG		3 675		6 667	
234 AUSTRALIA				255	
305 AUSTRIA		1 468		3 183	
306 BELGIUM		1 249		4 940	
318 DENMARK		616		10 956	
327 FRANCE		1 811		1 905 7	
335 GERMANY W		15 242		11 420 8	
336 GREECE		315		1 204	
340 HUNGARY		80		465	

IMPORTS INTO CANADA FOR CONSUMPTION

Articles and Countries from which Imported	MONTH OF SEPTEMBER 1956		NINE MONTHS ENDED SEPTEMBER 1956		Class Number
	Quantities	Values (\$)	Quantities	Values (\$)	
344 ITALY		15395		62915	
347 JAPAN		34011		324143	
352 MEXICO				126	
354 NETHRLNDS		687		5606	
359 NORWAY				6271	
365 POLAND				84	
366 PORTUGAL		54		3181	
372 SPAIN		1067		2737	
375 SWEDEN		301		9448	
376 SWITZRLND		255		16066	
390 GERMANY E		230		4577	
400 U STATES		61002		753607	
		157889		1616324	
CHEMICAL STONEWARE ACID RESIST					7048
100 U KINGDOM		190		5900	
335 GERMANY W				295	
400 U STATES		17701		133136	
		17891		139351	
PORCELAIN RUBBER GLOVE FORMS					7049
400 U STATES		173		11727	
		173		11727	
ARTIFICIAL TEETH NOT MOUNTED					7051
100 U KINGDOM		231		2760	
225 TRINIDAD		2931		19411	
305 AUSTRIA				140	
327 FRANCE				268	
335 GERMANY W		553		22158	
344 ITALY				1336	
354 NETHRLNDS		1845		4047	
376 SWITZRLND		1096		7628	
400 U STATES		83660		916625	
		90316		974373	
BATHS BATHTUBS BASINS ETC NOP					7052
100 U KINGDOM		122237		1389140	
327 FRANCE				148	
335 GERMANY W		2101		56564	
344 ITALY				2908	
347 JAPAN		11312		109978	
352 MEXICO		3526		12677	
381 ALASKA		173		253	
400 U STATES		338382		3082210	
		477731		4653878	
CRUCIBLES M D P AND COVERS					7053
100 U KINGDOM		1201		14950	
327 FRANCE				87	
335 GERMANY W				965	
400 U STATES		13139		64538	
		14340		80540	
INSULATORS ELECTRIC PORCELAIN					7055
100 U KINGDOM		2280		121970	
306 BELGIUM				885	
317 CZECHO S				8357	
327 FRANCE				6507	
335 GERMANY W				1427	
344 ITALY				4081	
347 JAPAN		2225		88741	
359 NORWAY				110	
376 SWITZRLND		492		4024	
400 U STATES		53873		644340	
		58870		880442	
MANUFACTURES OF CLAY N O P					7056
100 U KINGDOM		2049		19656	
215 INDIA				9753	
306 BELGIUM		238		514	
347 JAPAN				483	
400 U STATES		52869		589337	
		55156		619743	
BRIQUETTES OF COAL OR COKE	TON				7060
400 U STATES	10201	121902	86336	1080433	
	10201	121902	86336	1080433	
ANTHRACITE SCREENINGS OR DUST	TON				7061
400 U STATES	4134	19976	22314	110997	
	4134	19976	22314	110997	
ANTHRACITE DOMESTIC SIZES	TON				7062
100 U KINGDOM	7977	139318	57975	961619	
400 U STATES	191807	2397694	1277903	16147409	
	199784	2537012	1335878	17109028	
ANTHRACITE SMALLER SIZES N O P	TON				7063
100 U KINGDOM	13644	205424	54243	803749	
400 U STATES	45525	344029	405013	3112562	
	59169	549453	459256	3916311	
COAL BITUMINOUS AND COAL N O P	TON				7064
100 U KINGDOM			155	987	
400 U STATES	1720257	8251119	14583639	71171484	
	1720257	8251119	14583794	71172471	
COAL LIGNITE	TON				7065
400 U STATES	44	216	906	4608	
	44	216	906	4608	
COAL EXWAREHOUSED SHIPS STORES	TON				7066
400 U STATES	49196	254868	260621	1341048	
	49196	254868	260621	1341048	
BENZOL	GAL				7070
354 NETHRLNDS			657721	212642	
400 U STATES	270	128	484672	208559	
	270	128	1142393	421201	

IMPORTS INTO CANADA FOR CONSUMPTION

Articles and Countries from which Imported	MONTH OF SEPTEMBER 1956		NINE MONTHS ENDED SEPTEMBER 1956		Class Number
	Quantities	Values (\$)	Quantities	Values (\$)	
COAL TAR CRUDE IN BULK 100 U KINGDOM 400 U STATES	GAL 60034	10752	75660 315584	15181 60158	7071
COAL PITCH 100 U KINGDOM 400 U STATES	CWT 4150 82882	7211 145595	108303 930054	164264 1643663	7072
CARBOLIC OR HEAVY OIL 100 U KINGDOM 234 AUSTRALIA 400 U STATES	GAL 744758	140360	1304617 3770	255722 812	7073
COKE PETROLEUM 400 U STATES	TON 46641	581131	313360	3695064	7074
COKE GROUND FOR BATTERIES 400 U STATES	TON 46641	581131	313360	3695064	7075
COKE N O P 100 U KINGDOM 400 U STATES	TON 36232	590441	27 374100	956 5933877	7077
DECANTERS AND TUMBLERS 100 U KINGDOM 306 BELGIUM 317 CZECHO S 318 DENMARK 327 FRANCE 335 GERMANY W 340 HUNGARY 344 ITALY 347 JAPAN 366 PORTUGAL 375 SWEDEN 400 U STATES		77 3580 2042 206 103 42386		2884 6989 415 966 15796 1697 1861 70 1374 303 526 389801	7079
LAMP CHIMNEYS 335 GERMANY W 400 U STATES		3661		762 51595	7080
GLASS PLATES FOR OPTICAL MFR 100 U KINGDOM 327 FRANCE 335 GERMANY W 400 U STATES		3661		52357	7081
GLASS CARBOYS BOTTLES JARS 100 U KINGDOM 231 HONG KONG 305 AUSTRIA 306 BELGIUM 317 CZECHO S 318 DENMARK 327 FRANCE 335 GERMANY W 340 HUNGARY 344 ITALY 347 JAPAN 354 NETHRLNDS 372 SPAIN 375 SWEDEN 376 SWITZRLND 400 U STATES		20333 302 1068 2889 2448 1106 765 394 447480		808262 805 1978 5704 6060 1156 26603 22806 945 18223 10519 166 154 2320 3197 3980015	7082
GLASS TABLEWARE CUT GLASS NOP 100 U KINGDOM 231 HONG KONG 305 AUSTRIA 306 BELGIUM 317 CZECHO S 318 DENMARK 326 FINLAND 327 FRANCE 335 GERMANY W 340 HUNGARY 344 ITALY 347 JAPAN 354 NETHRLNDS 359 NORWAY 365 POLAND 366 PORTUGAL 372 SPAIN 375 SWEDEN 376 SWITZRLND 389 IRELAND 390 GERMANY E 400 U STATES		27617 294 187 12464 27177 1423 157 7911 34817 6816 11164 5389 2181 432 266 5807 370 83519		318001 294 3680 84234 225483 9464 499 54310 245761 26779 53897 54725 18332 1114 2911 370 249 75735 677 2333 652 1097635	7083
LAMP BULBS AND TUBING FOR 100 U KINGDOM 335 GERMANY W 347 JAPAN 354 NETHRLNDS 400 U STATES		240 173116		4170 3676 3643 3903 1775934	7084
		173358		1791326	

IMPORTS INTO CANADA FOR CONSUMPTION

Articles and Countries from which Imported	MONTH OF SEPTEMBER 1956		NINE MONTHS ENDED SEPTEMBER 1956		Class Number
	Quantities	Values (\$)	Quantities	Values (\$)	
GLASS SHADES OR GLOBES					7085
100 U KINGDOM		205		2739	
306 BELGIUM				974	
400 U STATES		2134		79698	
		2339		83411	
LENSES GLASS N O P					7086
100 U KINGDOM		507		6640	
305 AUSTRIA				8074	
327 FRANCE				1127	
335 GERMANY W		573		17890	
347 JAPAN				874	
400 U STATES		11168		154963	
		12248		189568	
FRESNEL TYPE LENSES GLOBES					7087
100 U KINGDOM				951	
335 GERMANY W				685	
400 U STATES		5372		98286	
		5372		99922	
MOULDED SHAPES FOR ELECT FIXT					7088
100 U KINGDOM		1739		7564	
317 CZECHO S		922		16714	
318 DENMARK		77		1107	
327 FRANCE		1863		5106	
335 GERMANY W		2279		25186	
344 ITALY		663		663	
354 NETHRLNDS		4435		19883	
400 U STATES		153564		1122849	
		165542		1199072	
HEAT RESISTING GLASSWARE					7089
100 U KINGDOM		3312		92825	
306 BELGIUM				102	
317 CZECHO S				3422	
335 GERMANY W				7006	
400 U STATES		331135		2939417	
		334447		3042772	
SHEET GLASS OVER 34 OZ SQ FT	50 FT				7090
100 U KINGDOM		44545	15291	573557	162688
306 BELGIUM		171926	48524	1811907	463403
317 CZECHO S		3305	507	558928	66360
327 FRANCE		24816	7978	362531	77998
335 GERMANY W		147544	34129	1257334	291794
347 JAPAN				7100	981
354 NETHRLNDS				4322	1333
400 U STATES		143783	46043	1298020	404951
		535919	152472	5873699	1469508
SHEET GLASS TRANSPRT TO 34 OZ	50 FT				7091
100 U KINGDOM		817053	77896	9826272	897323
306 BELGIUM		1806237	169477	21975027	1955062
317 CZECHO S		834489	35336	10102710	389830
326 FINLAND				129088	7452
327 FRANCE		377195	23868	6371028	423234
335 GERMANY W		586812	51377	8404505	694743
347 JAPAN		451200	24026	2527000	129192
354 NETHRLNDS				7700	600
365 POLAND		86000	3018	530014	20502
370 ROUMANIA				35300	2067
390 GERMANY E				224906	10672
400 U STATES				289166	27088
		4958986	384998	60422716	4557765
GLASS FOR PHOTO DRY PLATES					7092
PLATE GLASS NOT OVER 7 SQ FT	50 FT				7093
100 U KINGDOM		49074	19246	406297	178330
306 BELGIUM		5084	2924	104971	41682
317 CZECHO S				355	355
327 FRANCE		7356	3103	27322	12056
335 GERMANY W		91	144	36580	15884
354 NETHRLNDS				1090	509
400 U STATES		30489	12284	310048	147381
		92094	37701	886663	396197
PLATE GLASS 7 TO 25 SQ FT	50 FT				7094
100 U KINGDOM		380673	160850	3112139	1341737
306 BELGIUM		25457	12937	461861	230742
317 CZECHO S				1978	812
327 FRANCE		24037	13182	162130	87097
335 GERMANY W		2139	1537	70040	35175
400 U STATES		87076	49723	1135178	592450
		519382	238229	4943326	2288013
PLATE GLASS N O P	50 FT				7095
100 U KINGDOM		323169	171088	3113987	1538723
306 BELGIUM		187167	102340	1398256	745545
317 CZECHO S				19051	7595
327 FRANCE		26554	15181	278502	146441
335 GERMANY W		72771	38531	340880	179619
354 NETHRLNDS				1142	1015
400 U STATES		678732	310183	10849987	4781529
		1288393	637323	16001805	7400467
GERMAN MIRROR PLATE UNSILVERED					7096
LAMINATED GLASS SHEETS	50 FT				7097
100 U KINGDOM		28988	15962	201233	106285
306 BELGIUM				2651	1801
317 CZECHO S				20125	9193
335 GERMANY W		5585	2888	76941	39352

IMPORTS INTO CANADA FOR CONSUMPTION

Articles and Countries from which Imported	MONTH OF SEPTEMBER 1956		NINE MONTHS ENDED SEPTEMBER 1956		Class Number
	Quantities	Values (\$)	Quantities	Values (\$)	
400 U STATES	300	456	6385	20278	
GLASS SHEETS WIRED	34673	19308	307335	176909	7099
100 U KINGDOM	SQ FT 47459	19655	673503	255295	
306 BELGIUM	4248	511	186889	31949	
317 CZECHO S	2291	625	29091	3780	
327 FRANCE			2583	536	
335 GERMANY W			9737	1890	
354 NETHRLNOS	7225	4468	59648	41505	
400 U STATES	6355	6815	22720	14426	
GLASS CAST AND SHEET	67578	32074	984171	349381	7100
GLASS NOB	SQ FT 16711	6606	75129	25936	
100 U KINGDOM			12164	5110	
306 BELGIUM			5156	1383	
317 CZECHO S			1012	344	
327 FRANCE			13123	6009	
335 GERMANY W			4300	583	
347 JAPAN			42247	14038	
400 U STATES	11857	2666	153131	53403	
ORNAMENTAL COLOURED GLASS	28568	9272			7111
100 U KINGDOM	SQ FT 17555	6134	120210	38276	
306 BELGIUM			42211	17160	
327 FRANCE	352	219	491	280	
335 GERMANY W			10202	3778	
400 U STATES	8802	10296	92905	90677	
PAINTED OBSCURED WHITE GLASS	26709	16649	266019	150171	7112
100 U KINGDOM	SQ FT 118175	17235	1765526	305514	
306 BELGIUM	50679	7627	737974	102218	
317 CZECHO S			78941	9274	
327 FRANCE	7838	1045	62702	9439	
335 GERMANY W	4242	408	78403	24346	
347 JAPAN			23800	1922	
354 NETHRLNOS			7299	937	
400 U STATES	52105	16673	810044	248258	
STAINED OR ORNAMENTAL WINDOWS	233039	42988	3564689	701908	7113
100 U KINGDOM		2221		16590	
305 AUSTRIA				98	
327 FRANCE		4385		46727	
335 GERMANY W				8306	
344 ITALY				100	
354 NETHRLNDS		189		7011	
400 U STATES		302		3261	
MIRRORS OF GLASS		7097		82093	7114
FRAMED OR NOT					
100 U KINGDOM		3906		46458	
231 HONG KONG		717		946	
305 AUSTRIA				146	
306 BELGIUM		19294		200244	
317 CZECHO S		73		4530	
318 DENMARK				764	
327 FRANCE		55		2165	
335 GERMANY W		5344		27397	
344 ITALY		986		3582	
347 JAPAN		2139		26246	
354 NETHRLNOS				1609	
400 U STATES		81035		646197	
GLASS BALLS FOR FIBRES OR YARN		113549		960284	7120
400 U STATES		14364		187754	
GLASS TO BE CUT OR MOUNTED		14364		187754	7121
100 U KINGDOM				926	
306 BELGIUM		12022		82176	
317 CZECHO S		967		2756	
327 FRANCE				296	
335 GERMANY W		594		17847	
340 HUNGARY				1017	
365 POLANO				345	
400 U STATES		15131		145187	
GLASS BLANKS FOR REFLECTORS		28714		250550	7122
400 U STATES		20892		285772	
BEADS FOR MFR IMITATION PEARLS		20892		285772	7123
347 JAPAN				1750	
400 U STATES		1329		28146	
ARTIFICIAL EYES CONTACT LENSES		1329		29896	7124
100 U KINGDOM				74	
400 U STATES		216		3479	
PHOTOGRAPHIC ORY PLATES		216		3553	7125
100 U KINGDOM					
306 BELGIUM		2055		19271	
400 U STATES		253		7532	
		7795		108226	
SPECTACLES EYE GLASS LENSES		10103		135029	7126
100 U KINGDOM					
305 AUSTRIA		114		11207	
306 BELGIUM				5645	
317 CZECHO S				392	
327 FRANCE				1562	
335 GERMANY W		4493		33507	
		3756		19781	

IMPORTS INTO CANADA FOR CONSUMPTION

141

Articles and Countries from which Imported	MONTH OF SEPTEMBER 1956		NINE MONTHS ENDED SEPTEMBER 1956		Class Number
	Quantities	Values (\$)	Quantities	Values (\$)	
344 ITALY		967		26289	
347 JAPAN		851		80328	
376 SWITZRLND				298	
400 U STATES		12678		458583	
MANUFACTURES OF GLASS M O P		22859		637592	
100 U KINGDOM		16353		115089	7127
231 HONG KONG		1909		33978	
305 AUSTRIA		621		4710	
306 BELGIUM		14062		145656	
317 CZECHO S		5314		27860	
318 DENMARK		696		6490	
327 FRANCE		2046		16292	
335 GERMANY W		20038		255115	
344 ITALY		12712		63834	
347 JAPAN		2816		14178	
354 NETHRLNDS		747		13155	
359 NORWAY				449	
375 SWEDEN		1505		25150	
376 SWITZRLND		88		2107	
390 GERMANY E		137		612	
400 U STATES		173787		1768154	
GLASS WOOL OR FIBRE GLASS	LB	252831		2492829	
100 U KINGDOM			34430	18815	7128
335 GERMANY W			79247	45298	
400 U STATES		166525	1908896	598198	
GLASS BLOCKS		26872	2022573	662311	
100 U KINGDOM				3228	7129
317 CZECHO S				20825	
327 FRANCE				2337	
352 MEXICO				175	
400 U STATES		47407		436366	
PLUMBAGO NOT GROUND OR MFRD		47407		462931	
217 CEYLON				6670	7131
231 HONG KONG				851	
333 MADAGASCR		200		491	
352 MEXICO				17850	
359 NORWAY				5205	
400 U STATES		4361		32532	
CRUCIBLES PLUMBAGO AND COVERS		4561		63599	
100 U KINGDOM		5567		80732	7132
400 U STATES		6819		93944	
PLUMBAGO GROUND AND MFRS NOP		12386		174676	
100 U KINGDOM		81		27825	7133
305 AUSTRIA				258	
335 GERMANY W		2063		23570	
347 JAPAN		299		299	
352 MEXICO				6777	
354 NETHRLNDS				148	
376 SWITZRLND				188	
400 U STATES		46952		561271	
MICA UNMANUFACTURED	CWT	49395		620336	
100 U KINGDOM			12	300	7138
215 INDIA	345	12736	1888	99217	
304 ARGENTINA			55	5815	
309 BRAZIL			8	979	
352 MEXICO			22	309	
400 U STATES	40	5952	218	30589	
MICA MANUFACTURES OF	385	18688	2203	137209	
100 U KINGDOM		1047		26976	7139
400 U STATES		60682		379882	
ASPHALTUM OR ASPHALT		61729		406858	
100 U KINGDOM	CWT				7141
225 TRINIDAD		438	442	167	899
400 U STATES		47726	72221	2194	2297
ASPHALTUM OIL FOR PAVING		48164	72663	486295	7143
400 U STATES	GAL			486656	
OIL FOR CONCENTRATION OF ORES				37220	5192
400 U STATES	GAL			37220	
CRUDE PETROLEUM FOR REFINING		17327	26412	147114	7151
225 TRINIDAD		17327	26412	147114	
303 ARABIA	M GAL	9789	628325	86742	5955590
314 COLOMBIA		56693	3281728	228186	14434432
342 IRAN				35950	2227259
343 IRAQ				6015	463937
387 VENEZUELA		249359	18041891	6140	423320
391 LEBANON		20672	1746417	1960139	143004755
392 SYRIA				207260	16486493
400 U STATES		13342	1165468	12998	899383
PETROLEUM TOPS FOR REFINERS		349855	24863829	160541	13934808
225 TRINIDAD	GAL			2703971	197829977
				5996977	408689
				5996977	408689

IMPORTS INTO CANADA FOR CONSUMPTION

Articles and Countries from which Imported	MONTH OF SEPTEMBER 1956		NINE MONTHS ENDED SEPTEMBER 1956		Class Number
	Quantities	Values (\$)	Quantities	Values (\$)	
FUEL OIL EXWARE SHIPS STORES	GAL				7156
CRUDE PETROLEUM LESS THAN 8155	GAL				7157
CRUDE PETROLEUM N O P	GAL				7158
400 U STATES			9074	866	
			9074	866	
AVIATION GASOLINE	GAL				7161
357 NETH ANT	2879928	596453	3186742	662820	
381 ALASKA	48665	11898	450605	119541	
400 U STATES	7726906	1503236	71008083	14776846	
	10655499	2111587	74645430	15559207	
KEROSENE N O P	GAL				7162
357 NETH ANT			4198152	448146	
381 ALASKA	11205	2323	107543	23318	
400 U STATES	141645	21028	6247196	798532	
	152850	23351	10552891	1269996	
ENGINE DISTILLATE 8017 OR OVER	GAL				7163
400 U STATES	897	117	63036	8776	
	897	117	63036	8776	
GASOLINE UNDER 8236 SP G N O P	GAL				7164
357 NETH ANT	6372335	837860	57412828	7849758	
381 ALASKA	525913	109026	2976881	618361	
400 U STATES	647351	98725	10700966	1613441	
	7545599	1045611	71090675	10081560	
CASINGHEAD GASOLINE BLENDING	GAL				7165
357 NETH ANT			1127553	129584	
400 U STATES	506280	35948	4282254	324443	
	506280	35948	5409807	454027	
LUB OILS UNDER 25C PER GAL	GAL				7166
100 U KINGDOM	1500	300	56932	11387	
400 U STATES	1440524	310114	15724126	3277551	
	1442024	310414	15781058	3288938	
PETRO LUB OILS 25C GAL OR OVER	GAL				7167
100 U KINGDOM	1341	2448	51461	48922	
327 FRANCE			73	483	
335 GERMANY W	58	70	58	70	
354 NETHRLNDS			6002	4133	
376 SWITZRLND			15	396	
381 ALASKA	1607	1371	39438	28635	
400 U STATES	2589861	882806	16511167	6261873	
	2592867	886695	16608214	6344512	
OILS MINERAL N O P	GAL				7168
100 U KINGDOM	3000	675	62330	14072	
306 BELGIUM	28346	21229	151586	100611	
354 NETHRLNDS	22046	13536	44092	27033	
400 U STATES	153387	118801	1143367	1081504	
	206779	154241	1401375	1223220	
STOVE OIL NO 1 FUEL OIL	GAL				7171
357 NETH ANT	2185127	235697	45842827	5063324	
381 ALASKA	563230	93073	5376290	891602	
387 VENEZUELA	4029803	404445	13406372	1385036	
400 U STATES	4401067	568891	27269989	3529684	
	11179227	1302106	91895478	10869646	
LIGHT FUEL OILS NOS 2 AND 3	GAL				7172
357 NETH ANT			37416245	4016429	
381 ALASKA	4320	838	4320	838	
387 VENEZUELA			31217416	3292598	
400 U STATES	23527434	2598154	100139527	11389264	
	23531754	2598992	168777508	18699129	
HEAVY FUEL OILS NOS 4 5 AND 6	GAL				7173
100 U KINGDOM			2460	1373	
357 NETH ANT	5933978	336964	94546568	5582144	
381 ALASKA	6594	558	35314	3041	
387 VENEZUELA	11304983	672312	28755454	1727209	
400 U STATES	11114631	873787	171716293	12746623	
	28360186	1883621	295056089	20060390	
DIESEL FUEL	GAL				7174
100 U KINGDOM			14181	1893	
357 NETH ANT	4852273	489276	18997119	2023627	
381 ALASKA	232952	38335	1502607	235591	
387 VENEZUELA	4065404	413126	10003359	1035988	
400 U STATES	2535484	315906	27031366	3313835	
	11686113	1256643	57548632	6610934	
TRACTOR FUEL	GAL				7175
PETROL GREASE LUBRICATING NOP	LB				7181
100 U KINGDOM	295	331	24464	7555	
335 GERMANY W			8325	1196	
381 ALASKA	5253	1006	55030	8099	
400 U STATES	1511360	180857	13811961	1591897	
	1516908	182194	13899780	1608747	
PETROL JELLIES TOILET MEDICINE					7182
100 U KINGDOM		210		807	
335 GERMANY W				345	
400 U STATES		33149		517071	
		33359		518223	
PARAFFINE WAX	LB				7183
215 INDIA	420000	17269	5320000	217279	
347 JAPAN	18386	2856	22355	3941	
400 U STATES	2925717	197365	26318800	1931894	
	3364103	217490	31661155	2153114	

IMPORTS INTO CANADA FOR CONSUMPTION

143

Articles and Countries from which Imported	MONTH OF SEPTEMBER 1956		NINE MONTHS ENDED SEPTEMBER 1956		Class Number
	Quantities	Values (\$)	Quantities	Values (\$)	
CANDLES PARAFFINE WAX					
318 DENMARK	LB 1084	421	1594	528	7184
335 GERMANY W	10275	3170	12749	3870	
347 JAPAN			21748	4123	
375 SWEDEN			1383	581	
389 IRELAND			3087	882	
400 U STATES	39314	12254	127176	40677	
	50673	15845	167737	50661	
PRODUCTS OF PETROLEUM N O P					
335 GERMANY W	GAL		1559942	443947	7185
381 ALASKA	3710	1265	21952	7770	
400 U STATES	906839	260110	11048847	3063699	
	910549	261375	12630741	3515416	
LIQUEFIED PETROLEUM GASES					
400 U STATES	LB				7186
	21899770	333793	154328879	2474236	
	21899770	333793	154328879	2474236	
NAPHTHA INCL SOLVENT NAPHTHA					
100 U KINGDOM	GAL		159	932	7187
357 NETH ANT			2450112	318730	
381 ALASKA			7508	2559	
400 U STATES	822152	189114	9938071	2194110	
	822152	189114	12395850	2516331	
ARTIFICIAL ABRASIVE GRAINS					
327 FRANCE				5103	7191
400 U STATES		129840		1714479	
		129840		1719582	
DIAMONDS BLACK BORT FOR BORERS					
100 U KINGDOM	CARAT		195364	1317106	7192
207 UN SO AFR	12351	87749	288345	1312296	
221 B GUIANA	25781	116369	43	846	
306 BELGIUM	6523	34884	59124	432909	
309 BRAZIL			490	3557	
320 DOM REP			50	500	
338 HAITI	433	1067	433	1067	
354 NETHRLNDS	302	1996	5888	34133	
364 PHIL	200	500	200	500	
400 U STATES	99446	531351	840185	4425138	
	145036	773916	1390122	7528052	
DIATOMACEOUS EARTH					
400 U STATES	CWT		329986	692632	7193
	36548	78301	329986	692632	
	36548	78301			
EMERY IN BULK					
335 GERMANY W				91	7194
375 SWEDEN				1235	
400 U STATES		19017		180740	
		19017		182066	
GRINDING WHEELS BONDED					
100 U KINGDOM		2446		41497	7195
305 AUSTRIA				288	
318 DENMARK				283	
335 GERMANY W		4669		46995	
347 JAPAN				110	
359 NORWAY		1515		9269	
375 SWEDEN				13256	
376 SWITZRLND		544		864	
400 U STATES		133639		1514956	
		142813		1627518	
GRINDING STONES BLOCKS BONDED					
100 U KINGDOM				2538	7196
335 GERMANY W		2760		7405	
400 U STATES		14227		245666	
		16987		255609	
EMERY ART ABRASIVE MFRS N O P					
100 U KINGDOM		1038		38589	7197
335 GERMANY W		200		2737	
344 ITALY				3862	
400 U STATES		38761		365257	
		39999		410445	
GRINDSTONES 36 INCHES OR OVER					
100 U KINGDOM	NO		8	3823	7198
400 U STATES			158	13572	
			166	17395	
GRINDSTONES N O P					
100 U KINGDOM	NO		1042	2808	7199
400 U STATES			844	3528	
			1886	6336	
PUMICE PUMICE STONE LAVA TUFFA					
335 GERMANY W		778		841	7200
344 ITALY		4786		8838	
376 SWITZRLND				76	
400 U STATES		20103		167612	
		25667		177367	
SANDPAPER EMERY PAPER CLOTH					
100 U KINGDOM				11377	7201
335 GERMANY W		615		4376	
400 U STATES		100602		829146	
		101217		844899	
BUILDING STONE N O P					
100 U KINGDOM	CWT		2145	7372	7210
400 U STATES	672	1283	415037	450380	
	40776	40847	417182	457752	
	41448	42130			
GRANITE ROUGH					
326 FINLAND				21957	7215
359 NORWAY				4618	

IMPORTS INTO CANADA FOR CONSUMPTION

Articles and Countries from which Imported	MONTH OF SEPTEMBER 1956		NINE MONTHS ENDED SEPTEMBER 1956		Class Number	
	Quantities	Values (\$)	Quantities	Values (\$)		
375 SWEDEN		6082		57141		
400 U STATES		10115		89219		
GRANITE SAWN		16197		172935	7216	
207 UN SO AFR				2379		
306 BELGIUM				4550		
326 FINLAND				4246		
359 NORWAY				191		
375 SWEDEN				10928		
400 U STATES		5252		47125		
GRANITE MANUFACTURES		5252		69419		
304 ARGENTINA A				2653	7218	
306 BELGIUM		1626		8402		
326 FINLAND				37585		
327 FRANCE				1494		
335 GERMANY W		1073		54656		
359 NORWAY				303		
375 SWEDEN		482		36199		
400 U STATES		5900		60990		
GYP SUM		9081		202282		
100 U KINGDOM	TON		32	1031	7221	
344 ITALY			2	130		
352 MEXICO	2501	7282	39818	139689		
400 U STATES	72	1171	9166	83548		
LIME	2573	8453	49018	224398		
100 U KINGDOM	CWT		7572	4870	7223	
400 U STATES	91407	51617	714173	411601		
PLASTER OF PARIS	91407	51617	721745	416471		
WALL PLASTER	CWT		6189	6002	7224	
100 U KINGDOM						
400 U STATES	39247	41466	351900	432467		
CEMENT PORTLAND	39247	41466	358089	438469		
100 U KINGDOM	CWT	453556	293480	1311100	953006	7225
306 BELGIUM		69921	46326	196421	159682	
317 CZECHO S		342101	95792	1611823	466202	
318 DENMARK		88	138	135064	106804	
327 FRANCE		882	1203	7033	10651	
335 GERMANY W		631142	435592	1493459	1078387	
359 NORWAY				155454	105200	
365 POLAND		292091	131663	1987788	1002776	
375 SWEDEN		636701	439867	1136512	764381	
376 SWITZRLND				87767	26633	
400 U STATES		196041	223133	1882628	2135094	
CEMENT MANUFACTURES N O P		2622523	1667194	10005049	6808816	
100 U KINGDOM				14227	7226	
400 U STATES		19666		184460		
WHITE PORTLAND CEMENT CLINKER		19666		198687		
306 BELGIUM	CWT	433891	195478	1079106	496920	7227
400 U STATES		24498	24004	234637	233273	
MARBLE ROUGH		458389	219482	1313743	730193	
306 BELGIUM			541	541	7231	
327 FRANCE				4828		
344 ITALY		598		48244		
353 MOROCCO				5918		
359 NORWAY				4072		
366 PORTUGAL				2446		
372 SPAIN				1124		
400 U STATES		2090		38946		
MARBLE SAWN		3229		106119		
306 BELGIUM			3110	6123	7232	
327 FRANCE				1031		
344 ITALY		25919		150969		
353 MOROCCO				2383		
400 U STATES		9028		86331		
MARBLE FOR TOMBSTONES		38057		246837		
400 U STATES		1962		32222	7233	
MARBLE MANUFACTURES N O P		1962		32222		
100 U KINGDOM			215	586	7234	
306 BELGIUM		1072		5917		
327 FRANCE		252		446		
335 GERMANY W				8077		
344 ITALY		2304		63215		
372 SPAIN				121		
400 U STATES		661		19269		
MARBLE ORNAMENTAL FOR CHURCHES		4504		97631		
305 AUSTRIA				5155	7235	
344 ITALY		14621		52858		
ROOFING SLATE		14621		58013		
100 U KINGDOM	sq		106	2479	7241	
366 PORTUGAL		166	878	878		
400 U STATES		126	2730	951	22721	
SLATE MANUFACTURES N O P		292	3608	1223	26078	
100 U KINGDOM			3726	17650	7243	

IMPORTS INTO CANADA FOR CONSUMPTION

145


Articles and Countries from which Imported	MONTH OF SEPTEMBER 1956		NINE MONTHS ENDED SEPTEMBER 1956		Class Number
	Quantities	Values (\$)	Quantities	Values (\$)	
335 GERMANY W		74		3132	
344 ITALY		2829		5162	
366 PORTUGAL		580		3712	
390 GERMANY E				395	
400 U STATES		1900		9619	
BURRSTONES IN BLOCKS	NO	9109		39670	7251
CHALK CLIFF STONE MICA SCHIST					7252
335 GERMANY W				2643	
400 U STATES		397		4049	
CHALK PREPARED		597		6692	
400 U STATES		205		3734	7253
CURLING STONES AND HANDLES	PAIR	205		3734	
100 U KINGDOM	32	1406	2175	86959	7254
FELDSPAR CRUDE ONLY	32	1406	2175	86959	
100 U KINGDOM	CWT		100	228	7255
FELDSPAR GROUND			100	228	
400 U STATES	CWT	1705	3715	4402	7256
FLINT AND GROUND FLINT STONE		1927	3715	4402	
327 FRANCE	CWT	812	1253	1853	7257
400 U STATES		631	8129	9824	
FLUORSPAR		1443	9382	11677	
100 U KINGDOM	CWT		760	1587	7258
352 MEXICO		7201	297808	354784	
400 U STATES		800	26166	35111	
GANISTER		8001	324734	391482	
400 U STATES	CWT	1166	6402	4157	7259
MAGN CARB FOR RUBBER PRODUCTS		1166	6402	4157	
100 U KINGDOM	CWT		75	597	7260
400 U STATES		5	10	127	
MAG OX AND CARB FOR INSULATION		5	85	724	
100 U KINGDOM	CWT		2785	21017	7261
400 U STATES		1673	104180	508866	
MAGNESITE CALCINED DEAD BURNED		1673	106965	529883	
100 U KINGDOM	CWT		1351	6368	7262
215 INDIA			100	646	
354 NETHRLNDS			443	1298	
388 YUGO SLAV		107849	220173	532192	
400 U STATES		8491	101665	570071	
PHOSPHATE ROCK		116340	323732	1110575	
306 BELGIUM	CWT	1000	1662	5679	7263
328 FR AFRICA			20000	26000	
357 METH ANT		23520	67267	91282	
400 U STATES		1786290	9000109	3572524	
SILICA SAND		1810810	9089038	3695485	
400 U STATES	CWT	1266635	12085914	1915248	7264
SAND AND GRAVEL N O P		1266635	12085914	1915248	
400 U STATES	TON	20595	209308	257261	7265
SILEX OR CRYSTALLIZED QUARTZ		20595	209308	257261	
306 BELGIUM	CWT	316	539	3206	7266
309 BRAZIL			4	4705	
400 U STATES		28699	374752	223263	
STONE REFUSE		29015	375295	231174	
400 U STATES	TON		268	3571	7267
TALC OR SOAPSTONE			268	3571	
327 FRANCE	CWT		333	798	7268
344 ITALY		1940	18130	36644	
400 U STATES		47535	234204	327141	
WHITING GILDERS PARIS WHITE		49475	252667	364583	
100 U KINGDOM	CWT	4651	38544	31734	7269
327 FRANCE		7600	27601	8223	
335 GERMANY W			220	759	
400 U STATES		8702	84726	157885	
STONE AND MANUFACTURES N O P		20953	151091	198601	
100 U KINGDOM				255	7270
231 HONG KONG				1915	
335 GERMANY W				366	
344 ITALY		1322		9834	
400 U STATES		2203		13885	
ROOFING GRANULES		3525		26255	
400 U STATES	CWT	188169	1669636	1624732	7271
STONE CRUSHED		188169	1669636	1624732	
400 U STATES	TON	115424	729904	802695	7272
		115424	729904	802695	

IMPORTS INTO CANADA FOR CONSUMPTION

Articles and Countries from which Imported	MONTH OF SEPTEMBER 1956		NINE MONTHS ENDED SEPTEMBER 1956		Class Number
	Quantities	Values (\$)	Quantities	Values (\$)	
QUARTZ PIEZO ELECTRIC 309 BRAZIL 400 U STATES	LB 971 69	5758 1099	6034 6358	66618 90716	7273
ELECTRIC OR BLAST FURNACE SLAG 400 U STATES	CWT 1040 76016	6857 11660	12392 663418	157334 94102	7280
BARYTES 335 GERMANY W 344 ITALY 400 U STATES	CWT 400 400 1380	660 662 2986	7390 800 11934	8851 1261 24821	7281
CARBONS 3 TO 35 INCHES CIRCUM 100 U KINGDOM 327 FRANCE 347 JAPAN 400 U STATES		2362 42785 45147	20124	34933 30426 2084 245 450841 483596	7282
CARBONS OVER 35 INCHES CIRCUM 327 FRANCE 344 ITALY 400 U STATES		13938 55988 69926		13938 44768 288274 346980	7283
ELECTRIC LIGHT CARBONS N O P 100 U KINGDOM 335 GERMANY W 400 U STATES	LB 39900 39900	8119 8119	71 900 177322 178293	68 1219 99647 100934	7284
CRAYONS 100 U KINGDOM 327 FRANCE 335 GERMANY W 344 ITALY 347 JAPAN 354 NETHRLNDS 400 U STATES		57 381 61 31793 32292		1846 374 36975 215 3194 834 272741 316179	7285
DIAMONDS UNSET 100 U KINGDOM 207 UN SO AFR 306 BELGIUM 327 FRANCE 335 GERMANY W 354 NETHRLNDS 360 ISRAEL 376 SWITZRLND 400 U STATES	CARAT 269 2771 15 359 388 301 4103	58288 413842 1320 44995 48650 30293 597388	5760 472 24015 32 15 2940 7682 96 5531 46543	823896 112505 3364225 11051 1320 512868 871473 23736 841126 6562200	7286
EARTHS CRUDE ONLY 305 AUSTRIA 400 U STATES		337 337		991 876 1867	7287
FOUNDRY FACINGS OF ALL KINDS 400 U STATES		12431 12431		120552 120552	7288
FULLERS EARTH IN BULK ONLY 100 U KINGDOM 400 U STATES		8360 8360		2548 107626 110244	7289
GAS IMPORTED BY PIPE LINE 400 U STATES	M FT 1472643 1472643	366685 366685	11917894 11917894	2705297 2705297	7290
INSULATORS ELECTRIC N O P 100 U KINGDOM 335 GERMANY W 376 SWITZRLND 400 U STATES		975 157 57792 58924		111456 3107 5744 507561 627868	7291
MAGNESIA PIPE COVERING 100 U KINGDOM 400 U STATES		15563 15563		19073 98989 118062	7292
MINERAL WOOL N O P 100 U KINGDOM 400 U STATES	LB 315850 315850	39054 39054	3135 1968825 1971960	2140 244519 246659	7295
SALT TABLE 400 U STATES	CWT 3 3	359 359	791 791	24475 24475	7296
SALT FOR FISHERIES 100 U KINGDOM 224 JAMAICA 227 BAHAMAS 372 SPAIN 400 U STATES	CWT 62000 62000	15500 15500	784 62916 220640 798009 6000 1088349	874 10818 37475 246706 3540 299413	7297
SALT IN BULK N O P 400 U STATES	CWT 518003 518003	96046 96046	3219068 3219068	677473 677473	7298
SALT IN BAGS BARRELS 100 U KINGDOM 400 U STATES	CWT 1622 31515 33137	1997 24824 26821	18692 224007 242699	22848 172027 194875	7299

IMPORTS INTO CANADA FOR CONSUMPTION

Articles and Countries from which Imported	MONTH OF SEPTEMBER 1956		NINE MONTHS ENDED SEPTEMBER 1956		Class Number
	Quantities	Values (\$)	Quantities	Values (\$)	
SULPHUR AND BRIMSTONE	CWT				
100 U KINGDOM			10	138	7300
400 U STATES	793790	983852	6129999	7646591	
	793790	983852	6130009	7646729	
MINERAL SUBSTANCES N O P					7301
100 U KINGDOM		4281		51392	
205 RHOD NYAS		52573		250186	
207 UN SO AFR		97137		564044	
231 HONG KONG				869	
234 AUSTRALIA		21754		21754	
306 BELGIUM		2438		6708	
318 DENMARK				172	
327 FRANCE		122		3820	
335 GERMANY W		2524		8560	
344 ITALY		7419		52348	
347 JAPAN				3415	
354 METHRLNDS				596	
359 NORWAY				875	
376 SWITZRLND				332	
390 GERMANY E				920	
400 U STATES		353589		4246060	
		541837		5212051	
VERMICULITE CRUDE					7302
207 UN SO AFR		8724		54134	
400 U STATES		25377		195247	
		34101		249381	
ASPHALT TILE FOR FLOORING	50 FT				7303
400 U STATES	126422	13041	1811564	195435	
	126422	13041	1811564	195435	
ANDALUSITE KYANITE MULLITE ETC	CWT				7304
215 INDIA			4480	12623	
400 U STATES	1690	3660	17920	54456	
	1690	3660	22400	67079	



IMPORTS INTO CANADA FOR CONSUMPTION

Articles and Countries from which Imported	MONTH OF SEPTEMBER 1956		NINE MONTHS ENDED SEPTEMBER 1956		Class Number
	Quantities	Values (\$)	Quantities	Values (\$)	
<u>GROUP 8</u>					
CHEMICALS AND ALLIED PRODUCTS					
ACID BORACIC 25 LBS OR OVER 400 U STATES	LB 409825	20877	2734012	169471	8001
	409825	20877	2734012	169471	
ACID HYDROFLUOSILICIC 400 U STATES	LB 1590	273	133638	13951	8002
	1590	273	133638	13951	
ACID MURIATIC 400 U STATES	LB 66000	1002	1370642	19545	8003
	66000	1002	1370642	19545	
ACETYSALICYLIC ACID 100 U KINGDOM 327 FRANCE 400 U STATES	LB 44800	24150	361746	205251	8004
			8000	3436	
	5750	2673	137873	64644	
	50550	26823	507619	273331	
ACID NITRIC 400 U STATES	LB 13159	1151	161590	12560	8005
	13159	1151	161590	12560	
ACID PHOSPHORIC 400 U STATES	LB 5040	1241	385146	35957	8006
	5040	1241	385146	35957	
ACID SULPHURIC 400 U STATES	LB 103666	2583	2804494	31447	8008
	103666	2583	2804494	31447	
ACID LACTIC 100 U KINGDOM 318 DENMARK 335 GERMANY W 354 NETHRLNDS 400 U STATES	LB 27112	6815	163523	44664	8009
			11420	2004	
	4000	702	58060	11999	
	15690	2413	40533	12376	
	46802	9930	60615	9237	
ACID NICOTINIC 100 U KINGDOM 327 FRANCE 335 GERMANY W 375 SWEDEN 376 SWITZRLND 400 U STATES	LB 8026	12218	28704	48759	8010
	8026	12218	31401	58552	
SALICYLIC ACID 100 U KINGDOM 400 U STATES	LB 750	265	5152	2424	8011
	750	265	13922	5398	
			19074	7822	
ACID ACETIC AND PYROLIGNEOUS 100 U KINGDOM 400 U STATES	GAL 8	52	6000	35888	8012
	8	52	576	901	
			6576	36789	
ACID CITRIC 306 BELGIUM 400 U STATES	LB 2240	498	29109	6672	8013
	220	59	5570	1594	
	2460	557	34679	8266	
ACID CRESYLIC 100 U KINGDOM 400 U STATES	LB 19514	1659	161242	15379	8015
	15018	1208	163619	27887	
	34532	2867	324861	43266	
XANTHATES FOR ORES 100 U KINGDOM 335 GERMANY W 375 SWEDEN 400 U STATES	LB 82100	17794	330	103	8016
			180284	37004	
			40242	7571	
	260800	61330	4901396	1177370	
	342900	79124	5122252	1222048	
ACID OXALIC 100 U KINGDOM 327 FRANCE 335 GERMANY W 354 NETHRLNDS 400 U STATES	LB 2425	271	5483	875	8017
			33069	3935	
			171731	19864	
	47425	7563	114209	12334	
	49850	7834	197157	31466	
			521649	68474	
ACID TANNIC 100 U KINGDOM 306 BELGIUM 327 FRANCE 376 SWITZRLND 400 U STATES	LB 5120	2151	14522	9262	8020
	2240	1328	3136	1860	
			16531	11433	
	2200	2291	11291	12447	
	9560	5770	2825	4621	
			48305	39623	
TARTARIC ACID CRYSTAL OR POWD 100 U KINGDOM 304 ARGENTINA 327 FRANCE 335 GERMANY W 344 ITALY 372 SPAIN 400 U STATES	LB 13590	4605	354955	122017	8021
			11023	2895	
	6615	1816	15433	4279	
			34393	10627	
	8030	2810	74917	25175	
	7010	1866	15274	4269	
	424	252	1497	998	
	35669	11349	507492	170260	
ACIDS N O P 100 U KINGDOM 318 DENMARK 327 FRANCE 335 GERMANY W 347 JAPAN	LB 239876	53052	858485	253245	8022
			716	2065	
	22050	5402	22380	6159	
	80217	20879	525751	121778	
	2	532	9415	6153	

IMPORTS INTO CANADA FOR CONSUMPTION

Articles and Countries from which Imported		MONTH OF SEPTEMBER 1956		NINE MONTHS ENDED SEPTEMBER 1956		Class Number
		Quantities	Values (\$)	Quantities	Values (\$)	
352	MEXICO			26	3851	
354	NETHERLANDS	200618	27123	201014	27634	
355	INDONESIA			220	258	
375	SWEDEN			220	1151	
376	SWITZERLAND			253	729	
400	U STATES	778166	155377	5430609	1172873	
		1320929	262365	7049089	1595896	
ACID ARSENIC	400 U STATES	LB		408840	14490	8023
ASCORBIC ACID				408840	14490	
	327 FRANCE				11551	8024
	547 JAPAN				4684	
	376 SWITZERLAND		26295		60749	
	400 U STATES		8495		128747	
			34790		205731	
ACID FORMIC		LB				8025
	335 GERMANY W	92561	9384	572407	57579	
	354 NETHERLANDS	15432	1267	84232	10960	
	400 U STATES	3858	623	25618	3681	
		111851	11274	682257	72220	
ACID CHROMIC		LB				8026
	100 U KINGDOM			10000	2626	
	335 GERMANY W	7500	2103	37251	10376	
	400 U STATES	84510	21806	740254	200990	
		92010	23909	787505	213992	
ACID CARBOLIC OR PHENOL		LB				8027
	400 U STATES	399435	69846	5296355	900978	
AMYL ALCOHOL		GAL				8032
	400 U STATES	10	73	6935	9339	
BUTYL ALCOHOL		LB				8034
	100 U KINGDOM			240	90	
	400 U STATES	20129	2418	194624	26516	
		20129	2418	194864	26606	
METHYL ETHYL KETONE ETC		LB				8035
	400 U STATES	261539	29836	3633288	455650	
		261539	29836	3633288	455650	
ETHYL AND METHYL ALCOHOL		P GAL				8036
	100 U KINGDOM			2866	942	
	381 ALASKA			1174	1340	
	400 U STATES	3424	1179	2637792	528443	
		3424	1179	2641832	530725	
RUM TO BE DENATURED		P GAL				8037
	221 B GUIANA			965	1429	
	224 JAMAICA			1472	1560	
	400 U STATES			434	538	
				2871	3527	
ISOPROPYL ALCOHOL		GAL				8038
	400 U STATES	1778	799	6944	3788	
		1778	799	6944	3788	
CELLULOSE ACETATE PHOTO FILM						8046
	400 U STATES		89375		843217	
			89375		843217	
COLLODION FOR FILMS ENGRAVERS		GAL				8047
	400 U STATES			85	232	
				85	232	
CAFFEINE AND SALTS		LB				8052
	100 U KINGDOM			7318	22523	
	327 FRANCE			20660	50833	
	335 GERMANY W	3600	7809	62743	135312	
	354 NETHERLANDS	4500	9302	50900	110419	
	400 U STATES			25	80	
		8100	17111	141646	319167	
COCAINE		OZ				8053
	100 U KINGDOM			355	4525	
				355	4525	
CODEINE AND SALTS		OZ				8054
	100 U KINGDOM	7631	36211	50771	246328	
	215 INDIA			1000	6992	
	335 GERMANY W			3000	14597	
	354 NETHERLANDS			100	617	
		7631	36211	54871	268534	
OPIUM DERIVATIVES N O P		OZ				8056
	100 U KINGDOM	50	298	5076	24619	
	327 FRANCE			18	232	
	354 NETHERLANDS			728	828	
	400 U STATES			915	6527	
		50	298	6737	32206	
OPIUM		LB				8057
	100 U KINGDOM			90	901	
	400 U STATES			7	100	
				97	1001	
QUININE SALTS		OZ				8059
	100 U KINGDOM			13000	3862	
	335 GERMANY W			400	134	
	354 NETHERLANDS			6375	1826	
	400 U STATES	3900	1128	20600	7116	
		3900	1128	40375	12938	
STRYCHNINE AND SALTS		OZ				8060
	100 U KINGDOM			1400	908	
	215 INDIA			1000	683	
				2400	1591	
PREPARATIONS WEED KILLING						8069
	100 U KINGDOM				172891	

IMPORTS INTO CANADA FOR CONSUMPTION

151

Articles and Countries from which Imported	MONTH OF SEPTEMBER 1956		NINE MONTHS ENDED SEPTEMBER 1956		Class Number
	Quantities	Values (\$)	Quantities	Values (\$)	
335 GERMANY W				1109	
400 U STATES		27275		2481257	
NICOTINE AND SALT FOR SPRAYING		27275		2655257	
100 U KINGDOM	LB		17500	13189	8070
400 U STATES	500	128	40158	42542	
CHLOROPICRIN INSECTICIOES	500	128	57658	55731	8071
347 JAPAN				1404	
400 U STATES		5200		56275	
SPRAYS IN PKGS NOT OVER 3 LBS		5200		57679	8072
100 U KINGDOM		655		64626	
231 HONG KONG				268	
335 GERMANY W				9661	
400 U STATES		19553		236129	
DISINFECTANTS DIPS SPRAYS MOP		20208		310684	8073
100 U KINGDOM		36226		205533	
215 INDIA				680	
234 AUSTRALIA		424		424	
318 DENMARK				551	
327 FRANCE		10472		43260	
335 GERMANY W		5993		71664	
344 ITALY		63		63	
354 NETHRLNDS				1191	
359 NORWAY				600	
363 PERU				1421	
376 SWITZRLND		4690		35609	
400 U STATES		285849		5954524	
MEDICINAL PREPARATIONS DRY		343717		6315520	8074
100 U KINGDOM		68373		536195	
231 HONG KONG		2228		33988	
305 AUSTRIA				101	
306 BELGIUM				1522	
317 CZECHO S				183	
318 DENMARK				410	
327 FRANCE		10137		129876	
335 GERMANY W		4286		27762	
344 ITALY				1442	
347 JAPAN		99		2667	
354 NETHRLNDS		995		5106	
376 SWITZRLND		5072		276704	
381 ALASKA				274	
389 IRELAND				486	
400 U STATES		539464		4513579	
MEDICINAL PREPARATIONS LIQUID		630654		5530295	8075
100 U KINGDOM		1662		34991	
231 HONG KONG				5848	
234 AUSTRALIA				1066	
327 FRANCE		3139		31339	
335 GERMANY W		420		1745	
344 ITALY				600	
347 JAPAN				478	
354 NETHRLNDS				1562	
375 SWEDEN				547	
376 SWITZRLND		965		22641	
400 U STATES		146843		1096762	
MEDICINAL PREPARATIONS OTHER		153029		1197579	8076
100 U KINGDOM		107		830	
231 HONG KONG		290		4359	
327 FRANCE				19872	
335 GERMANY W				455	
344 ITALY				240	
347 JAPAN				826	
376 SWITZRLND				939	
400 U STATES		4433		63196	
MEDICATED WINES UNDER 40 PROOF	GAL	4830		90717	8077
MENTHOL NATURAL OR SYNTHETIC					8078
100 U KINGDOM				5584	
234 AUSTRALIA				7389	
309 BRAZIL		271		26103	
313 CHINA				24719	
335 GERMANY W				3997	
400 U STATES		5730		44092	
PAPAIN		6001		111884	8079
100 U KINGDOM				11085	
203 S E AFR				19284	
335 GERMANY W				1993	
400 U STATES		2882		18179	
SPIRITS AND STRONG WATERS		2882		50541	8081
100 U KINGDOM	GAL	76	432	272	1781
231 HONG KONG		345	1198	5079	22116
327 FRANCE				4	111
335 GERMANY W				57	804
344 ITALY				135	842
376 SWITZRLND				4	251
400 U STATES		415	6325	1602	28615
		836	7955	7133	54528

IMPORTS INTO CANADA FOR CONSUMPTION

Articles and Countries from which Imported	MONTH OF SEPTEMBER 1956		NINE MONTHS ENDED SEPTEMBER 1956		Class Number	
	Quantities	Values (\$)	Quantities	Values (\$)		
EXTRACT OF CASCARA SAGRADA 400 U STATES				11097	8082	
				11097		
PENICILLIM AND PRODUCTS 100 U KINGDOM 305 AUSTRIA 400 U STATES		930 8400 40507		26403 41400 584669	8083	
		49837		652472		
STREPTOMYCIN AND PRODUCTS 100 U KINGDOM 366 PORTUGAL 400 U STATES				18336 359	8084	
		2772		148347		
		2772		167042		
SULPHA DRUGS 100 U KINGDOM 317 CZECHO S 318 DENMARK 327 FRANCE 335 GERMANY W 354 NETHRLNDS 376 SWITZRLND 400 U STATES				65894 1411 29417 1097 3315 23720 30422	8085	
		3801		233695		
		9325		388971		
		15675				
ANTIBIOTICS N O P 100 U KINGDOM 327 FRANCE 400 U STATES				64359 32288	8086	
		235622		1585591		
		235622		1682238		
ANILINE DYES 1 LB OR OVER 100 U KINGDOM 306 BELGIUM 327 FRANCE 335 GERMANY W 344 ITALY 354 NETHRLNDS 376 SWITZRLND 400 U STATES	LB	76960 3033 14614 25126	80914 2106 20794 27889	834035 14688 133443 262052 13205 8371 442359	925096 14929 204280 288020 12361 8148 884081	8091
		660 36834 284731	795 69928 380167	2529143	3430669	
		441958	582593	4237296	5767584	
ANILINE AND COAL TAR DYES NOP 100 U KINGDOM 400 U STATES	LB			1675 28802	2474 67205	8092
		2275	5070	30477	69679	
		2275	5070			
ANILINE OIL CRUDE	LB					8093
ANILINE SALTS AND ALIZARIN 100 U KINGDOM 335 GERMANY W 376 SWITZRLND 400 U STATES	LB			32718 2602 250	42171 734 141	8094
		1000	323	2350	679	
		1000	323	37920	43725	
COAL TAR BASE OR SALT FOR DYES 100 U KINGDOM 306 BELGIUM 327 FRANCE 335 GERMANY W 344 ITALY 354 NETHRLNDS 376 SWITZRLND 400 U STATES	LB	5560	6606	63560 2424 7187 236525 17623 8820 7402 404542	74840 2249 2640 154318 12769 8267 13929 360618	8095
		75	251	748083	629630	
		40932	44359			
CAMWOOD AND SUMAC AND EXTRACT 400 U STATES	CWT	14	152	43	529	8103
		14	152	43	529	
CHEM COMP FOR DYEING TANNING NOP 100 U KINGDOM 327 FRANCE 335 GERMANY W 354 NETHRLNDS 376 SWITZRLND 400 U STATES	CWT	430 265 652 2 132	9024 5570 17719 137 5499	9667 801 6291 2 590	183177 18632 122914 137 28717	8104
		14837	93691	134346	814596	
		16318	131640	151697	1168173	
BASIC CHROMIC SULPHATE 100 U KINGDOM 335 GERMANY W 400 U STATES	CWT			3400 64	27826 672	8105
		1823	18057	19757	195423	
		1823	18057	23221	223921	
INDIGO INDIGO PASTE OR EXTRACT 100 U KINGDOM 400 U STATES	CWT	125	10993	1064 6	86797 1088	8106
		125	10993	1070	87885	
IRON AND RED LIQUOR FOR DYEING 400 U STATES	CWT			87	1459	8107
				87	1459	
LOGWOOD AND FUSTIC EXTRACT 224 JAMAICA 400 U STATES	CWT	4	105	8	220	8109
		27	782	422	14703	
		31	887	430	14923	
QUEBRACHO EXTRACT 304 ARGENTINA 354 NETHRLNDS 362 PARAGUAY 400 U STATES	CWT	3040	34060	53577 40	622385 469	8111
		845	10722	10579	120066	
		430	5517	4770	62312	
		4315	50299	68966	805232	
TERRA JAPONICA GAMBIER CUTCH 100 U KINGDOM 218 MALAYA	CWT	50	1036	1588	20495	8113
		224	4468	224	4468	

IMPORTS INTO CANADA FOR CONSUMPTION

153

Articles and Countries from which Imported	MONTH OF SEPTEMBER 1956		NINE MONTHS ENDED SEPTEMBER 1956		Class Number
	Quantities	Values (\$)	Quantities	Values (\$)	
400 U STATES			65	776	
TURMERIC	274	5504	1877	25739	8114
215 INDIA			1133	20431	
224 JAMAICA			84	893	
400 U STATES	22	371	168	2689	
NON EDIBLE SEEDS	22	371	1385	24013	8115
BEANS NUTS					
224 JAMAICA	336	998	728	2166	
400 U STATES	11	310	678	7895	
CHESTNUT EXTRACT	347	1308	1406	10061	8116
327 FRANCE			793	7781	
344 ITALY	1302	12654	21925	210059	
400 U STATES			1114	12432	
SPRUCE EXTRACT	1302	12654	23832	230272	8117
400 U STATES	1070	3104	4208	12081	
MYROBALAN EXTRACT	1070	3104	4208	12081	8118
100 U KINGDOM	560	5068	1803	16453	
400 U STATES			567	2184	
WATTLE EXTRACT	560	5068	2370	18637	8119
203 S E AFR			1322	12905	
207 UN SO AFR	2220	18467	21599	186237	
HEMLOCK EXTRACT	2220	18467	22921	199142	8120
400 U STATES	75	601	513	3786	
EXTRACTS N O P DYEING TANNING	75	601	513	3786	8121
100 U KINGDOM	56	1206	136	7557	
219 BEL OTHER			90	721	
234 AUSTRALIA			763	5870	
335 GERMANY W			4	67	
379 TURKEY			276	2331	
400 U STATES	1738	9092	12162	80396	
SINITROTOLUOL FOR EXPLOSIVES	1794	10298	13431	96942	8131
100 U KINGDOM			112000	20160	
400 U STATES	60000	10579	60900	11614	
NITRATE COMPOUNDS N O P FOR EXPL	60000	10579	172900	31774	8132
100 U KINGDOM	20160	2280	74960	8954	
400 U STATES	113420	12406	741200	84884	
BLASTING AND MINING POWDER	133580	14686	816160	93838	8133
400 U STATES	200	85	41550	7910	
DYNAMITE AND NITRO GLYCERINE	200	85	41550	7910	8134
400 U STATES			6498	2816	
FIREWORKS FIRECRACKERS			6498	2816	8135
100 U KINGDOM		11811		102002	
231 HONG KONG		9267		110943	
335 GERMANY W				963	
347 JAPAN				5482	
354 NETHRLNDS				450	
400 U STATES		2665		74014	
FUSE NON METALLIC		23743		293854	8136
375 SWEDEN				955	
400 U STATES		534		15082	
GUN RIFLE SPORTING POWDER		534		16037	8137
100 U KINGDOM			39250	11835	
306 BELGIUM			600	624	
359 NORWAY			300	871	
400 U STATES	4941	3958	385501	432614	
EXPLOSIVES N O P	4941	3958	425651	445944	8138
100 U KINGDOM			1040	476	
381 ALASKA			200	90	
400 U STATES	30770	22734	236920	192134	
NITROGEN SOLUTION	30770	22734	238160	192700	8149
400 U STATES	20798	55907	465437	1470933	
NITROGEN FERTILIZER N O P	20798	55907	465437	1470933	8150
335 GERMANY W			1000	2500	
400 U STATES			3552	10160	
AMMONIUM SULPHATE			4552	12660	8151
100 U KINGDOM	450	1435	5188	17071	
335 GERMANY W	1981	5091	5725	14974	
400 U STATES	4495	8669	38103	79708	
BASIC SLAG	6926	15195	49016	111753	8152
POTASH MURIATE OF					8155
327 FRANCE	42500	62770	52509	81746	
335 GERMANY W	81560	103742	259058	329883	
390 GERMANY E	110220	170522	110220	170522	
400 U STATES	47589	56409	1155423	1331857	
	281869	393443	1577210	1914008	

IMPORTS INTO CANADA FOR CONSUMPTION

Articles and Countries from which Imported	MONTH OF SEPTEMBER 1956		NINE MONTHS ENDED SEPTEMBER 1956		Class Number
	Quantities	Values (\$)	Quantities	Values (\$)	
POTASH SULPHATE OF	CWT				8156
327 FRANCE	22620	50847	25620	58913	
335 GERMANY W			11300	19961	
400 U STATES	3658	6343	161476	269719	
	26278	57190	198396	348593	
SODA NITRATE OR CUBIC NITRE	CWT				8157
100 U KINGDOM			459	2119	
312 CHILE			6200	16368	
335 GERMANY W			110	327	
354 NETHRLNDS			110	324	
400 U STATES	95631	206787	432398	945177	
	95631	206787	439277	964315	
TRIPLE SUPERPHOSPHATE	CWT				8161
400 U STATES	70099	157865	468173	1072705	
	70099	157865	468173	1072705	
SUPERPHOSPHATE M O P	CWT				8162
400 U STATES	34812	36149	2346227	2210334	
	34812	36149	2346227	2210334	
PHOSPHATE FERTILIZER N O P	CWT				8163
400 U STATES	2982	13248	23844	90322	
	2982	13248	23844	90322	
SULPHATE OF POTASH MAGNESIA	CWT				8164
335 GERMANY W	10000	10553	10000	10553	
400 U STATES	2102	1386	24932	18505	
	12102	11939	34932	29138	
POTASH FERTILIZER N O P	CWT				8165
400 U STATES			410	2275	
			410	2275	
FERTILIZER MIXED	CWT				8166
100 U KINGDOM	1	684	109	3261	
400 U STATES	2459	9373	50318	348516	
	2460	10057	50427	351777	
FERTILIZER MATERIALS N O P	CWT				8167
100 U KINGDOM			98	574	
375 SWEDEN			299	12908	
400 U STATES	3610	13609	99640	274566	
	3610	13609	100037	288048	
LITHARGE	CWT				8171
100 U KINGDOM			3753	68858	
335 GERMANY W			161	3047	
400 U STATES	1672	30181	10587	195389	
	1672	30181	14501	267294	
LEAD RED DRY ORANGE MINERAL	LB				8172
100 U KINGDOM	10000	1714	270868	48416	
400 U STATES	240	94	12040	2281	
	10240	1808	282908	50697	
LEAD WHITE DRY	LB				8173
400 U STATES			42217	5173	
			42217	5173	
LEAD WHITE GROUND IN OIL	LB				8174
400 U STATES			6080	1380	
			6080	1380	
ANTIMONY OXIDE	LB				8179
100 U KINGDOM			128880	30989	
306 BELGIUM			6721	1587	
400 U STATES			47530	12269	
			183131	44845	
LAMP BLACK	LB				8180
335 GERMANY W			13401	1417	
400 U STATES	41712	11701	154180	33312	
	41712	11701	167581	34729	
TITANIUM OXIDE	LB				8181
100 U KINGDOM	1390608	273946	14616036	2979230	
317 CZECHO S			55225	16167	
335 GERMANY W			105783	32056	
344 ITALY			49074	16613	
347 JAPAN			33071	10839	
400 U STATES	2814443	443615	44368457	6817592	
	4205051	717581	59227646	9872497	
CARBON BLACK	LB				8182
100 U KINGDOM			36175	11272	
400 U STATES	3486388	206149	30580749	1873377	
	3486388	206149	30616924	1884649	
BONE BLACK AND IVORY BLACK	LB				8183
400 U STATES	11500	1659	186720	34457	
	11500	1659	186720	34457	
BLANC FIXE	LB				8184
100 U KINGDOM	6000	377	33380	3942	
306 BELGIUM			29995	1256	
335 GERMANY W	22000	720	223268	7250	
400 U STATES	13530	1805	288447	14965	
	41530	2902	575090	27413	
BRONZE POWDER	LB				8185
100 U KINGDOM			3017	2978	
400 U STATES	925	1101	10109	12885	
	925	1101	13126	15863	
LITHOPONE	LB				8186
100 U KINGDOM	11200	798	1403899	119830	
306 BELGIUM			44092	2433	
335 GERMANY W			597095	42346	
354 NETHRLNDS			102046	6022	
400 U STATES	110000	8596	1430428	108762	
	121200	9394	3577560	279393	

IMPORTS INTO CANADA FOR CONSUMPTION

155

Articles and Countries from which Imported	MONTH OF SEPTEMBER 1956		NINE MONTHS ENDED SEPTEMBER 1956		Class Number
	Quantities	Values (\$)	Quantities	Values (\$)	
OXIDE OF COBALT	100 U KINGDOM	LB	224	404	8187
400 U STATES			10905	26327	
			2025	4970	
OXIDE OF COPPER	100 U KINGDOM	LB	119430	63116	8188
400 U STATES			6956	6047	
			2025	4970	
OXIDES FILLERS COLOURS DRY NOP	100 U KINGDOM	LB	861639	295555	8189
306 BELGIUM			2002	681	
318 DENMARK			9295	13488	
327 FRANCE			451	222	
335 GERMANY W	32508	2167	793922	64512	
354 NETHRLNDS			11590	5315	
372 SPAIN	91677	1667	294194	6189	
376 SWITZRLND			495	1248	
400 U STATES	655527	218236	7772485	2318340	
	943425	254417	9746073	2705550	
PARIS GREEN DRY	400 U STATES	LB	4640	1492	8190
			1000	283	
SATIN WHITE	400 U STATES	LB	719945	12565	8191
			61634	1059	
ULTRAMARINE BLUE DRY OR PULP	100 U KINGDOM	LB	176791	33251	8192
400 U STATES			152590	42584	
			32220	6535	
ZINC WHITE OXIDE	100 U KINGDOM	LB	54800	6411	8193
400 U STATES			895715	125620	
			11000	1348	
OXIDE OF TIN	100 U KINGDOM	LB	52242	51970	8194
400 U STATES			550	599	
			5000	4769	
DCHRES SIENNAS AND UMBERS	100 U KINGDOM	LB	79384	2274	8201
375 SWEDEN			19850	571	
400 U STATES	188372	6471	1523137	63255	
			215847	7289	
PUTTY	100 U KINGDOM	LB	6798	385	8202
400 U STATES			546711	92388	
			67657	9925	
ARTISTS AND CHILDRENS COLOURS	100 U KINGDOM			277487	8211
306 BELGIUM			26937	561	
327 FRANCE			231	1675	
335 GERMANY W			306	5749	
347 JAPAN			677	1218	
354 NETHRLNDS				973	
400 U STATES			27232	214601	
			55383	502264	
GOLD LIQUID PAINT	400 U STATES			5294	8212
			128	5294	
LIQUID FILLERS AND PAINTS NOP	100 U KINGDOM	GAL	16152	56639	8213
231 HONG KONG			300	926	
236 NEW ZEAL	40	269	232	1566	
306 BELGIUM			598	1905	
318 DENMARK	230	838	325	1295	
335 GERMANY W	34	193	508	3208	
354 NETHRLNDS	10	61	45	331	
375 SWEDEN	175	524	258	717	
376 SWITZRLND	78	219	78	319	
381 ALASKA			45	191	
400 U STATES	63779	188663	560383	1965941	
	67427	201890	578924	2032938	
SPIRIT VARNISHES AND LACQUERS	100 U KINGDOM	GAL	1397	9930	8214
318 DENMARK	136	789	77	346	
335 GERMANY W			2664	18014	
376 SWITZRLND			37	352	
400 U STATES	6669	37867	55590	259260	
	6805	38656	59765	287902	
STAINS AND OXIDES	100 U KINGDOM	LB	14196	21008	8215
400 U STATES			306693	304386	
			1189	1061	
VARNISHES LACQUERS JAPANS NOP	100 U KINGDOM	GAL	2530	11371	8216
318 DENMARK			78	213	
327 FRANCE			24	121	
335 GERMANY W	20	98	93	563	
354 NETHRLNDS			215	787	
376 SWITZRLND	45	307	172	906	
400 U STATES	20190	56304	258449	623139	
	20540	57774	281581	637100	
ALCOHOLIC PERFUMES UNDER 4 OZ	100 U KINGDOM			10420	8221
231 HONG KONG			1310	83	

IMPORTS INTO CANADA FOR CONSUMPTION

Articles and Countries from which Imported	MONTH OF SEPTEMBER 1956		NINE MONTHS ENDED SEPTEMBER 1956		Class Number
	Quantities	Values (\$)	Quantities	Values (\$)	
316 CUBA				98	
327 FRANCE		24202		183268	
335 GERMANY W		1395		31424	
344 ITALY		58		2738	
354 NETHRLNDS		177		1366	
372 SPAIN		758		1371	
383 HAWAII				483	
400 U STATES		29042		144424	
		56942		375675	
ALCOHOLIC PERFUMES OVER 4 OZ	GAL				8222
100 U KINGDOM	24	1342	271	21230	
231 HONG KONG	7	89	18	201	
327 FRANCE	83	2131	604	37275	
335 GERMANY W			303	4944	
344 ITALY			9	640	
400 U STATES	21	2212	254	5865	
	135	5774	1459	70155	
POMADES FRENCH	LB				8223
PERFUMERY TOILET PREPARATIONS					8224
100 U KINGDOM		12411		99101	
231 HONG KONG		83		83	
327 FRANCE		8696		53855	
334 ST PIERRE				372	
335 GERMANY W		6099		55343	
344 ITALY		314		7163	
347 JAPAN				271	
354 NETHRLNDS				14230	
375 SWEDEN				167	
376 SWITZRLND				990	
383 HAWAII				1078	
400 U STATES		67679		605141	
		95282		837794	
CASTILE SOAP	LB				8231
327 FRANCE	882	125	20478	2858	
372 SPAIN			2000	318	
400 U STATES	2996	1146	19771	6083	
	3878	1271	42249	9259	
COMMON OR LAUNDRY SOAP	LB				8232
100 U KINGDOM			111331	14129	
354 NETHRLNDS	795	75	2790	272	
400 U STATES	78300	11149	711565	102999	
	79095	11224	825686	117400	
LIQUID SOAP	LB				8234
100 U KINGDOM	1500	294	3820	498	
376 SWITZRLND			1544	487	
400 U STATES	114278	24241	1079951	253516	
	115778	24535	1085315	254501	
SOAP POWDERS AND FLAKES	LB				8235
100 U KINGDOM			57796	6631	
335 GERMANY W			79	72	
354 NETHRLNDS			714	63	
376 SWITZRLND	1103	344	2536	799	
400 U STATES	553975	83761	4941758	717065	
	555078	84105	5002883	724630	
TOILET SOAP N O P					8236
100 U KINGDOM		19500		98625	
215 INOIA				328	
305 AUSTRIA				2392	
306 BELGIUM		2125		6404	
318 DENMARK		251		1412	
327 FRANCE		248		1003	
335 GERMANY W		702		8788	
354 NETHRLNDS		1830		6269	
360 ISRAEL				2884	
372 SPAIN		440		747	
376 SWITZRLND		249		989	
400 U STATES		8474		82795	
		33819		212636	
WHALE OIL SOAP	LB				8237
100 U KINGDOM	2240	137	22400	1223	
400 U STATES	2285	274	13828	1707	
	4525	411	36228	2930	
SOAP N O P					8238
100 U KINGDOM		705		8506	
215 INOIA				284	
234 AUSTRALIA				143	
376 SWITZRLND				593	
400 U STATES		29865		141527	
		30570		151053	
ALUM IN BULK NOT CALCINED	CWT				8251
100 U KINGDOM	739	2235	4381	14521	
306 BELGIUM			440	898	
335 GERMANY W			543	1122	
375 SWEDEN			440	2546	
400 U STATES	36	189	6217	29493	
	775	2424	12021	48580	
CHLORIDE OF ALUMINUM	CWT				8252
400 U STATES	2560	31976	21504	297898	
	2560	31976	21504	297898	
SULPHATE OF IRON COPPERAS	CWT				8253
100 U KINGDOM	88	103	1303	1828	
400 U STATES	472	1047	10769	19121	
	560	1150	12072	20949	
SULPHATE OF ALUMINA ALUM CAKE	CWT				8254
100 U KINGDOM	7000	10617	101100	168666	

IMPORTS INTO CANADA FOR CONSUMPTION

157

Articles and Countries from which Imported	MONTH OF SEPTEMBER 1956		NINE MONTHS ENDED SEPTEMBER 1956		Class Number
	Quantities	Values (\$)	Quantities	Values (\$)	
335 GERMANY W			652	1161	
400 U STATES	31263	18737	107108	164630	
AMMONIA NITRATE	38263	29354	208860	334457	8261
400 U STATES	LB				
SAL AMMONIAC	56340	3627	1013412	69079	8262
	56340	3627	1013412	69079	
100 U KINGDOM	825	77	282775	19521	
335 GERMANY W			110626	5303	
354 NETHRLNDS			28702	1216	
400 U STATES	1000	65	33282	4883	
SAL AMMONIAC SKIMMINGS	1825	142	455385	30923	8263
100 U KINGDOM	LB		6720	561	
306 BELGIUM			44100	3182	
335 GERMANY W	11002	818	110140	8090	
400 U STATES			226258	23905	
AMMONIA COMPOUNDS N O P	11002	818	387218	35738	8264
100 U KINGDOM	LB				
327 FRANCE	44819	3545	194484	18990	
335 GERMANY W	440	168	440	168	
354 NETHRLNDS	14881	1443	147729	11145	
400 U STATES	349827	26860	4277086	223923	
AMMONIA ANHYDROUS	409967	32016	4630939	255703	8265
400 U STATES	LB				
ANTIMONY SALTS TARTAR EMETIC	2476420	91889	29022742	1178127	8271
335 GERMANY W	2476420	91889	29022742	1178127	
400 U STATES	LB				
ARSENIOUS OXIDE ARSEN SULPHIDE	500	320	2205	1112	8273
400 U STATES	500	320	11066	6957	
COPPER SUBACETATE PRECIPITATE			13271	8069	8274
400 U STATES	LB				
COPPER SULPHATE			16320	1691	8275
100 U KINGDOM			16320	1691	
375 SWEDEN			400	220	
400 U STATES	LB		400	220	
TIM BICHLORIDE TIM CRYSTALS	204400	24162	1031974	143656	8277
100 U KINGDOM	4336	90	4336	90	
400 U STATES	41075	5903	634716	129192	
ZINC CNLORIDE	249811	30155	1671026	272938	8278
100 U KINGDOM	LB				
400 U STATES			1000	748	
ZINC SULPHATE			5280	5111	8279
100 U KINGDOM	LB				
306 BELGIUM	8400	893	101290	10196	
335 GERMANY W	23144	1823	109438	14824	
400 U STATES	31544	2716	210728	25020	
BISMUTH SALTS	21280	1097	1088942	53448	8291
100 U KINGDOM			119775	4447	
306 BELGIUM	22046	1231	247715	11666	
335 GERMANY W	600	147	381870	25577	
400 U STATES	43926	2475	1838302	95138	
LEAD ACETATE NOT GROUND				15959	8292
100 U KINGDOM	LB			2739	
335 GERMANY W	2200	433	121456	21531	
400 U STATES	2200	433	2200	633	
LEAD ARSENATE			125861	22517	8293
400 U STATES	LB				
LEAD NITRATE NOT GROUND			133671	26161	8294
100 U KINGDOM	44032	6808	198951	31614	
400 U STATES	44032	6808	34398	6497	
COMPOUNDS OF TETRAETHYL LEAD			233349	38111	8295
400 U STATES	LB				
BROMINE	2648041	969995	33286604	12191811	8301
400 U STATES	2648041	969995	33286604	12191811	
CHLORINE LIQUID CHLORINE GAS	264	298	24208	9445	8303
400 U STATES	264	298	24208	9445	
IODINE CRUDE	5348400	152864	50006795	1433818	8304
312 CHILE	5348400	152864	50006795	1433818	
400 U STATES	LB				
IODIZED SALTS FOR ANIMALS			4481	6364	8305
100 U KINGDOM	3545	4818	75223	104743	
400 U STATES	3545	4818	79704	111107	
CALCIUM ARSENATE				925	8311
400 U STATES	LB			4920	
CALCIUM CHLORIDE				5845	8315
400 U STATES	CWT				
	44314	63557	529351	749418	
	44314	63557	529351	749418	

IMPORTS INTO CANADA FOR CONSUMPTION

Articles and Countries from which Imported	MONTH OF SEPTEMBER 1956		NINE MONTHS ENDED SEPTEMBER 1956		Class Number
	Quantities	Values (\$)	Quantities	Values (\$)	
CHLORIDE OF LIME 100 U KINGDOM 347 JAPAN 354 NETHRLNDS 400 U STATES	CWT				8 316
	1770	6762	13471	52745	
			463	6016	
			298	805	
	1009	15039	5370	91829	
	2779	21801	19602	151395	
CALCIUM MOLYBDATE 400 U STATES	LB				8 318
	2000	3430	312689	340244	
	2000	3430	312689	340244	
CALCIUM COMPS NOP EXC CITRATE 100 U KINGDDM 318 DENMARK 327 FRANCE 335 GERMANY W 354 NETHRLNDS 359 NORWAY 376 SWITZRLND 400 U STATES	LB				8 319
	25050	856	163547	22073	
			2000	471	
	500	603	2940	4121	
			8842	2508	
			129088	26908	
			20000	566	
			6600	15463	
	614945	39488	4862283	496882	
	640495	40947	5195300	568992	
ARGOLS	LB				8 321
CREAM OF TARTAR IN CRYSTALS 100 U KINGDOM 335 GERMANY W 344 ITALY 354 NETHRLNDS 372 SPAIN 400 U STATES	LB				8 322
	2800	790	90160	26324	
			18010	4400	
	11020	2668	93846	22631	
			2202	559	
		16534	3431		
		162	57		
	13820	3458	220914	57402	
POTASH AND PEARL ASH 335 GERMANY W 400 U STATES	LB				8 323
			10137	845	
	75775	6457	441290	37895	
	75775	6457	451427	38740	
POTASH BICARBONATE 100 U KINGDOM 335 GERMANY W 400 U STATES	LB				8 325
			12520	1634	
			3086	259	
			1500	252	
			17106	2145	
POTASH BICROMATE CRUDE 100 U KINGDOM 335 GERMANY W 400 U STATES	LB				8 326
	2000	316	64000	9693	
			11065	1605	
	39180	6120	208415	34321	
	41180	6436	283480	45619	
POTASH CAUSTIC 327 FRANCE 335 GERMANY W 354 NETHRLNDS 375 SWEDEN 400 U STATES	LB				8 327
			145202	15039	
	68093	5807	406273	36512	
	17791	1591	67130	5991	
			13060	2934	
			3620428	173029	
	397377	17471	4252093	233505	
	483261	24869			
POTASH CHLORATE GROUND 376 SWITZRLND 400 U STATES	LB				8 329
			67369	7684	
	8884	1574	35926	6902	
	8884	1574	103295	14586	
POTASH RED OR YELLOW PRUSSIAE 100 U KINGDOM 335 GERMANY W 354 NETHRLNDS 390 GERMANY E 400 U STATES	LB				8 330
			112	88	
			1000	240	
			4400	1135	
			4409	762	
			9570	4214	
	850	442	19491	6439	
	850	442			
POTASH NITRATE OR SALTPETRE 100 U KINGDOM 335 GERMANY W 354 NETHRLNDS 400 U STATES	LB				8 331
			22642	2589	
	44092	2173	534919	29244	
			44092	2702	
			81965	4968	
	44092	2173	683618	39503	
POTASH COMPOUNDS N O P 100 U KINGDOM 327 FRANCE 335 GERMANY W 354 NETHRLNDS 400 U STATES	LB				8 332
	21760	4036	163575	52491	
			4514	1665	
	1543	589	97241	14642	
	22597	2636	265381	41563	
	42742	7373	2645306	316548	
	571431	73541	3176017	426909	
	660073	88175			
CLEANING COMPOUNDS SODIUM BASE 100 U KINGDOM 335 GERMANY W 400 U STATES	LB				8 337
			16464	1757	
			2281	441	
	1528732	168957	11899300	1483495	
	1528732	168957	11918045	1485693	
SODA BENZOATE 400 U STATES	LB				8 338
			1800	500	
			1800	500	
SODA BROMIDE 100 U KINGDOM 327 FRANCE 400 U STATES	LB				8 339
			20916	8582	
	1213	463	1213	463	
	200	69	13550	4162	
	1413	532	35679	13207	
SODA CITRATE 400 U STATES	LB				8 340
			50050	14729	
			50050	14729	
BAKING POWDER 335 GERMANY W 344 ITALY	LB				8 341
	1345	353	5220	3076	
			1896	1325	
	1345	353	7116	4401	
BORAX 100 U KINGDOM	LB				8 342
			1240	270	

IMPORTS INTO CANADA FOR CONSUMPTION

159

Articles and Countries from which Imported	MONTH OF SEPTEMBER 1956		NINE MONTHS ENDED SEPTEMBER 1956		Class Number
	Quantities	Values (\$)	Quantities	Values (\$)	
400 U STATES	1813511	56874	16144766	486974	8343
GLAUBER SALTS	1813511	56874	16146006	487244	
335 GERMANY W	220431	2604	1454976	17693	8344
400 U STATES	143225	2908	2846505	53951	
SODA ARSENIATE B	363656	5512	4301481	71644	8344
100 U KINGDOM			11200	1015	
400 U STATES	13364	7384	52594	28545	8345
SODA ASH OR BARILLA	13364	7384	63794	29560	
100 U KINGDOM	8241824	112665	49796121	707853	8346
400 U STATES	14836900	219474	136254415	2026787	
SODA BICARBONATE	23078724	332139	186050536	2734640	8346
100 U KINGDOM	403800	7339	4490400	79545	
400 U STATES	1037000	24491	7405950	177157	8347
SODA BICHROMATE	1440800	31830	11896350	256702	
100 U KINGDOM	178000	19860	1322000	145123	8347
207 UN SO AFR			430120	54160	
335 GERMANY W			143217	16326	8348
400 U STATES	255360	31720	2450441	301734	
SODA BISULPHATE OR NITRE CAKE	433360	51580	4345778	517343	8348
400 U STATES	231920	4748	2157190	47862	
SODA BISULPHITE	231920	4748	2157190	47862	8349
100 U KINGDOM	44800	2455	241438	12687	
335 GERMANY W			24205	962	8350
400 U STATES	2300	160	399992	18404	
SODA CAUSTIC IN PACKAGES	47100	2615	665635	32053	8350
100 U KINGDOM			523568	19460	
327 FRANCE			1387	92	8352
375 SWEDEN			22200	3500	
400 U STATES	3018339	99432	27425078	970371	8352
SODA CAUSTIC IN SOLUTION	3018339	99432	27972233	993423	
400 U STATES	12075243	147609	175907291	2359133	8353
SODA CHLORATE	12075243	147609	175907291	2359133	
400 U STATES			489120	40331	8354
SODIUM CYANIDE			489120	40331	
100 U KINGDOM	464290	58568	4665705	604399	8355
335 GERMANY W	44000	5870	586287	76207	
354 NETHRLNDS	55000	7758	116939	14816	8356
400 U STATES	49995	7995	217895	36260	
SODIUM GLUTAMATE	613285	80191	5586826	731682	8355
347 JAPAN	4749	4800	39869	42955	
400 U STATES	2550	6336	112890	133996	8356
SODA HYPOSULPHITE	7299	11136	152759	176951	
100 U KINGDOM	22400	716	248220	8675	8357
400 U STATES	49780	2412	445522	25459	
SODA NITRITE	72180	3128	693742	34134	8357
100 U KINGDOM	68719	3239	707716	28284	
335 GERMANY W	33069	1227	90389	3400	8358
400 U STATES	2500	231	7874	866	
SODA PEROXIDE	104288	4697	805979	32550	8358
100 U KINGDOM	27000	3538	494745	65387	
335 GERMANY W			15873	2358	8359
400 U STATES	27000	3538	284172	44638	
SODA PHOSPHATE M O P			794790	112383	8359
100 U KINGDOM			3340	1274	
335 GERMANY W			4400	769	8360
400 U STATES	265983	27337	2811186	312302	
SODA PRUSSATE	265983	27337	2818926	314345	8360
100 U KINGDOM			44800	6418	
306 BELGIUM			90000	9136	8361
335 GERMANY W			186926	18469	
400 U STATES	5000	716	54200	7479	8362
SODA SAL	5000	716	375926	41502	
100 U KINGDOM			32500	419	8362
400 U STATES			119530	2945	
SODA SILICATE			152030	3364	8362
100 U KINGDOM	16800	29	702925	20327	
400 U STATES	356260	16230	3331498	152675	8363
SODA SULPHATE CRUDE SALT CAKE	373060	16528	4033523	173002	
100 U KINGDOM			11646880	122711	8363
400 U STATES	3933950	33801	31140910	282010	
SODA SULPHIDE	3933950	33801	42787790	404721	8364
100 U KINGDOM	32712	1539	326040	14344	
400 U STATES	341668	16201	2113159	105008	
	374380	17740	2439199	119352	

IMPORTS INTO CANADA FOR CONSUMPTION

Articles and Countries from which Imported			MONTH OF SEPTEMBER 1956		NINE MONTHS ENDED SEPTEMBER 1956		Class Number	
			Quantities	Values (\$)	Quantities	Values (\$)		
SODA SULPHITE	100	U KINGDOM	LB 4480	278	257920	6599	8365	
	306	BELGIUM			2204600	42050		
	335	GERMANY W			71703	3364		
	400	U STATES			1203237	42870		
			89695	3626	3737460	94883		
SODIUM COMPOUNDS	N O P		LB				8366	
	100	U KINGDOM	131166	9527	1498214	195885		
	305	AUSTRIA	11023	1318	11023	1318		
	317	CZECHO S			45032	2536		
	327	FRANCE			69895	38048		
	335	GERMANY W	25188	13244	287372	58205		
	344	ITALY			22046	2114		
	347	JAPAN	33069	246	55153	1528		
	354	NETHRLNDS			135786	11964		
	375	SWEDEN	22152	3426	77736	12593		
	376	SWITZRLND	80	85	565	863		
	390	GERMANY E			550	613		
400	U STATES	2493586	128684	12759278	1019510			
		2716264	156530	14962612	1345177			
SODA PHOSPHATE DISODIUM	400	U STATES	LB		47750	3812	8367	
					47750	3812		
SODA PHOSPHATE TRISODIUM	400	U STATES	LB		749400	38495	8368	
					749400	38495		
SODA FLUORIDE	100	U KINGDOM	LB		499548	54402	8369	
	400	U STATES			116730	18643		
					8952	73045		
SODA ANTIMONATE	400	U STATES	LB		255360	69512	8370	
					255360	69512		
ACID PHOSPHATE NOT MEDICINAL	100	U KINGDOM	LB		30300	3610	8371	
	400	U STATES			1458571	135416		
					64530	5746		
				64530	5746	1488871	139026	
BARIUM PEROXIDE			LB				8372	
HYDROGEN PEROXIDES IN SOLUTION	100	U KINGDOM	LB		12144	3201	8373	
	335	GERMANY W			18629	2692		
	400	U STATES			1405886	284820		
					116794	22492		
				116794	22492	1436659	290713	
MAGNESIUM CARBONATE	100	U KINGDOM	LB		506066	37154	8374	
	400	U STATES			26590	2742		
					70000	4873		
				70000	4873	532656	39896	
MAGNESIUM SALTS COMPOUNDS NOP	100	U KINGDOM	LB		186430	62662	8375	
	335	GERMANY W	18240	4800	26456	463		
	354	NETHRLNDS			22266	2542		
	400	U STATES			1078922	248822		
					912573	24974		
					930813	29774		
						11025074	314489	
MAGNESIUM SULPHATE EPSOM SALTS	100	U KINGDOM	LB		57754	1847	8376	
	335	GERMANY W	370000	3082	2147174	19470		
	354	NETHRLNDS	44092	579	231484	2212		
	400	U STATES	103000	2112	1123010	23429		
					517092	5773		
						3359422	46958	
MERCURY SALTS	100	U KINGDOM				131	8377	
	400	U STATES				1153		
						1284		
PHOSPHORUS AND COMPOUNDS N O P	100	U KINGDOM	LB		295	998	8378	
	400	U STATES			165408	26414		
					29479	4336		
				29479	4336	165703	27412	
RADIUM	100	U KINGDOM				176603	8379	
	400	U STATES				33264		
						64881	209867	
MOLYBDENUM OXIDE	400	U STATES	LB		692072	516988	8380	
					99500	68744		
					692072	516988		
ETHYL CHLORIDE	400	U STATES	LB		1541376	127365	8388	
					1103940	78510		
					1103940	78510	1541376	127365
ACETONE	400	U STATES				6344	8389	
						206		
						206	6344	
ETHYLENE DICHLORIDE	400	U STATES	LB		70290	6486	8390	
					20550	1813		
					70290	6486		
					20550	1813	70290	6486
AMYL ACETATE	100	U KINGDOM				231	8391	
	400	U STATES				11822		
						651	12053	
						651	12053	
BLACKING SHOE LEATHER DRESSING	100	U KINGDOM				50058	8392	
	305	AUSTRIA				1176		
	306	BELGIUM				883		
	335	GERMANY W				832		
	344	ITALY				97		
	354	NETHRLNDS				276		
	376	SWITZRLND				145		
						139	8580	

IMPORTS INTO CANADA FOR CONSUMPTION

Articles and Countries from which Imported	MONTH OF SEPTEMBER 1956		NINE MONTHS ENDED SEPTEMBER 1956		Class Number
	Quantities	Values (\$)	Quantities	Values (\$)	
VANILLIN	LB				8 414
100 U KINGDOM	400	1856	3000	12209	
335 GERMANY W			224	1221	
400 U STATES			1310	4855	
	400	1856	4534	18285	
ALL OTHER DRUGS CHEMICALS NOP					8 415
100 U KINGDOM		392211		3440264	
231 HONG KONG		3617		37027	
234 AUSTRALIA		551		1913	
236 NEW ZEAL				14596	
305 AUSTRIA				18562	
306 BELGIUM		51		19000	
317 CZECHOS				2246	
318 DENMARK		6183		24850	
326 FINLAND				109	
327 FRANCE		61330		176633	
335 GERMANY W		136307		609452	
336 GREECE				254	
344 ITALY		513		15485	
347 JAPAN		4997		42160	
352 MEXICO		1176		20635	
354 NETHRLNDS		12734		130672	
359 NORWAY				3258	
372 SPAIN				455	
375 SWEDEN		15206		50314	
376 SWITZRLNO		62165		588331	
381 ALASKA		74		1391	
400 U STATES		3497024		38223103	
		4194139		43420710	
PHTHALIC ANHYORIDE	LB				8 416
306 BELGIUM			253760	43942	
327 FRANCE			325550	57451	
335 GERMANY W			452494	77997	
344 ITALY	411730	64831	1953702	342695	
365 POLAND			55125	10749	
400 U STATES	2000	414	751764	152693	
	413730	65245	3792395	685527	
MATERIALS NOP FOR PLASTICS					8 422
100 U KINGDOM		376		17192	
306 BELGIUM				15011	
335 GERMANY W		22101		191852	
354 NETHRLNDS		4100		4100	
400 U STATES		616036		6225644	
		642613		6453799	
CASINGS SYNTHETIC FOR MEATS	LB				8 423
335 GERMANY W	1825	3220	2407	4571	
400 U STATES	14367	20992	239165	332068	
	16192	24212	241572	336639	
TUNGSTEN CARBIDE IN TUBES					8 425
400 U STATES		7045		105054	
		7045		105054	
BUTADIENE					8 428
400 U STATES		788944		4117238	
		788944		4117238	
ETHYL BENZENE					8 429
400 U STATES			533865	404080	
			533865	404080	
GASOLINE ANTI OXIOANTS	LB				8 430
400 U STATES	55797	41359	483341	360091	
	55797	41359	483341	360091	
SYNTHETIC RESIN GLUE	LB				8 431
100 U KINGDOM	150	62	660	206	
318 DENMARK			1025	102	
335 GERMANY W			8839	5767	
344 ITALY			82	69	
400 U STATES	162333	48912	1327132	418878	
	162483	48974	1337738	425022	
RIBOFLAVIN					8 432
335 GERMANY W				1545	
376 SWITZRLNO				12055	
400 U STATES		45633		337034	
		45633		350634	
YEAST DEAD OR INACTIVE	LB				8 433
400 U STATES	46119	7469	307617	87370	
	46119	7469	307617	87370	
CATALYSTS PETROLEUM REFINING					8 434
100 U KINGDOM		3847		63223	
400 U STATES		306426		4336979	
		310273		4400202	
FATTY ALCOHOLS					8 435
100 U KINGDOM				17937	
306 BELGIUM				628	
335 GERMANY W		13399		59063	
354 NETHRLNDS				119	
400 U STATES		81293		66041	
		94692		737788	
MATERIALS NOP FOR CHROM OXIDE					8 436
FLUORESCENT COATING OR POWDER	LB				8 437
400 U STATES	6147	35974	72335	391899	
	6147	35974	72335	391899	
CELLULOSE ESTERS NO AOMIXTURE					8 500
347 JAPAN				258	
400 U STATES		171701		1215317	
		171701		1215575	

IMPORTS INTO CANADA FOR CONSUMPTION

Articles and Countries from which Imported	MONTH OF SEPTEMBER 1956		NINE MONTHS ENDED SEPTEMBER 1956		Class Number
	Quantities	Values (\$)	Quantities	Values (\$)	
CELLULOSE COMPDS MOULDING ETC 400 U STATES		63676		733760	8530
		63676		733760	
CELLULOSE PLASTICS FOAMD EXPND 100 U KINGDOM 318 DENMARK 335 GERMANY W 400 U STATES		884		884	8550
		176		6925	
		1060		8820	
CELLULOSE COMPOUNDS N O P 400 U STATES		6225		36745	8570
		6225		36745	
CELLULOSE PLASTIC PRIM SHAPES 100 U KINGDOM 335 GERMANY W 344 ITALY 400 U STATES		156		12122	8600
		1733		11270	
		1096		27676	
		101359		1112828	
		104344		1163896	
CELLUL PLAST SHAPES REINFORCED 100 U KINGDOM 327 FRANCE 400 U STATES				5183	8630
				160	
		26999		432847	
		26999		438190	
LAMINATO MOULDED CELL PLASTICS 100 U KINGDOM 400 U STATES		1355		5015	8650
		27780		206432	
		29135		211447	
CELL NITRATE ENGRAVING SHEETS 335 GERMANY W 400 U STATES		1076		7129	8670
		24449		95468	
		25525		102597	
MFRS OF CELLULOSE PLASTICS NOP 100 U KINGDOM 231 HONG KONG 305 AUSTRIA 306 BELGIUM 317 CZECHO S 327 FRANCE 335 GERMANY W 347 JAPAN 354 NETHRLNDS 359 NORWAY 375 SWEDEN 376 SWITZRLND 378 JORDAN 400 U STATES		9534		92273	8700
				280	
				450	
				312	
				1171	
		146		3631	
		1048		15832	
				1867	
				155	
				308	
		122		1439	
		210		269	
				116	
		105262		1020658	
		116322		1138761	
MFRS OF REGEN CELLULOSE NOP 100 U KINGDOM 231 HONG KONG 305 AUSTRIA 335 GERMANY W 344 ITALY 347 JAPAN 359 NORWAY 375 SWEDEN 376 SWITZRLND 400 U STATES		21422		346738	8720
		81		1798	
				512	
		308		2674	
				216	
				349	
		120		400	
		1634		26057	
		184		3642	
		76787		804623	
		100536		1187009	
SYNTHETIC RESINS NO ADMIXTURE 100 U KINGDOM 309 BRAZIL 317 CZECHO S 327 FRANCE 335 GERMANY W 344 ITALY 354 NETHRLNDS 359 NORWAY 376 SWITZRLND 400 U STATES		3008		112663	8750
				528	
				6429	
		4584		7134	
		740		19947	
				344	
				676	
		180		36835	
		1153663		13180234	
		1162175		13366355	
SYNTHETIC RESINS IN SOLUTIONS 100 U KINGDOM 327 FRANCE 335 GERMANY W 354 NETHRLNDS 400 U STATES		624		1175	8770
				1945	
				32309	
				343	
		291218		3200316	
		291842		3236088	
SYNTH RESIN COMPDS MOULDNG ETC 100 U KINGDOM 335 GERMANY W 344 ITALY 354 NETHRLNDS 400 U STATES		25907		143820	8800
				269	
				3957	
				429	
		243122		3371415	
		269029		3519890	
SYNTH RESINS FOAMED EXPANDED 100 U KINGDOM 318 DENMARK 335 GERMANY W 354 NETHRLNDS 400 U STATES				938	8830
				65	
		16191		76548	
		900		11660	
		56531		355435	
		73622		444646	
SYNTH RESIN COMPOSITIONS NOP 100 U KINGDOM 400 U STATES				3300	8850
		119192		1205141	
		119192		1208441	

IMPORTS INTO CANADA FOR CONSUMPTION

Articles and Countries from which Imported	MONTH OF SEPTEMBER 1956		NINE MONTHS ENDED SEPTEMBER 1956		Class Number
	Quantities	Values (\$)	Quantities	Values (\$)	
SYNT OR PROT PLAST PRIM SHAPES					8870
100 U KINGDOM		26477		524966	
335 GERMANY W		14913		167711	
344 ITALY		1588		1588	
372 SPAIN				7313	
376 SWITZRLND				203	
400 U STATES		613465		6269415	
		656443		6971196	
SYNTH RESIN SHAPES RE INFORCED					8900
100 U KINGDOM				2674	
306 BELGIUM		2237		2237	
327 FRANCE				2662	
335 GERMANY W				688	
354 NETHRLNDS				251	
400 U STATES		167308		1098497	
		169545		1107009	
LAMIN PLASTICS SYN RES BONDED					8930
100 U KINGDOM		3803		58888	
335 GERMANY W				2348	
400 U STATES		34994		482651	
		38797		543887	
MFRS OF SYNT RES OR PROT PLAST					8950
100 U KINGDOM		14731		316363	
231 HONG KONG		193		1273	
234 AUSTRALIA				174	
305 AUSTRIA		5021		13224	
306 BELGIUM				3932	
318 DENMARK		216		4283	
327 FRANCE		407		15551	
335 GERMANY W		7643		68555	
344 ITALY		6333		44767	
347 JAPAN		894		15533	
352 MEXICO				424	
354 NETHRLNDS		1400		3293	
359 NORWAY		297		3523	
365 POLAND				5576	
372 SPAIN				764	
375 SWEDEN		672		8157	
376 SWITZRLND		80		1567	
384 P RICO				14049	
400 U STATES		1212807		10339169	
		1250694		10860177	

IMPORTS INTO CANADA FOR CONSUMPTION

165

Articles and Countries from which Imported	MONTH OF SEPTEMBER 1956		NINE MONTHS ENDED SEPTEMBER 1956		Class Number
	Quantities	Values (\$)	Quantities	Values (\$)	
<u>GROUP 9</u>					
<u>MISCELLANEOUS COMMODITIES</u>					
FILM FOR REPRODUCTION	FEET				
100 U KINGDOM	35898	2144	150579	7926	9000
327 FRANCE			35921	1132	
375 SWEDEN			17716	782	
400 U STATES	246978	12157	2762118	146333	
	282876	14301	2966334	156173	
BAGATELLE OR OTHER GAME BOARDS					9001
100 U KINGDOM		7508		54489	
231 HONG KONG				137	
306 BELGIUM				1082	
327 FRANCE		76		873	
335 GERMANY W		69		410	
347 JAPAN		96		1662	
354 NETHRLNDS				2907	
376 SWITZRLND				244	
400 U STATES		58640		778888	
		66389		840692	
BALLS CUES CUE RACKS CUE TIPS					9002
100 U KINGDOM		4285		25254	
327 FRANCE		301		5907	
400 U STATES				1546	
		4586		32707	
BILLIARD TABLES	NO				9003
100 U KINGDOM	8	456	13	894	
400 U STATES			33	2523	
	8	456	46	3417	
BALLS TENNIS	DOZ				9004
100 U KINGDOM			22962	54165	
			22962	54165	
BALLS ALL KINDS NOP FOR SPORTS					9005
100 U KINGDOM		6923		55986	
215 INDIA		302		1320	
216 PAKISTAN		899		3604	
234 AUSTRALIA		269		4832	
306 BELGIUM				1872	
318 DENMARK				78	
327 FRANCE		170		4395	
335 GERMANY W		230		1173	
344 ITALY				1155	
347 JAPAN		817		2266	
354 NETHRLNDS				4701	
400 U STATES		20253		193599	
		29863		274981	
FILMS X RAY					9006
100 U KINGDOM		3377		404097	
306 BELGIUM		9299		390010	
375 SWEDEN				204	
400 U STATES		111738		1139934	
		124414		1934245	
GUN COVERS GAME BAGS					9007
100 U KINGDOM		55		280	
347 JAPAN				1546	
400 U STATES		5860		15501	
		5915		17327	
CRICKET BATS BALLS GLOVES					9008
100 U KINGDOM				11618	
234 AUSTRALIA				197	
400 U STATES				100	
				11915	
DOLLS					9009
100 U KINGDOM		8069		50662	
215 INDIA				57	
231 HONG KONG		922		15981	
305 AUSTRIA				339	
306 BELGIUM		69		310	
327 FRANCE		110		1044	
335 GERMANY W		4904		12115	
344 ITALY		3756		26912	
347 JAPAN		2319		44921	
360 ISRAEL				115	
364 PHIL		94		94	
365 POLAND				2158	
372 SPAIN		51		495	
376 SWITZRLND				483	
390 GERMANY E				453	
400 U STATES		37607		152952	
		57901		309091	
FILMS PHOTOGRAPHERS					9010
100 U KINGDOM		16904		125710	
306 BELGIUM		2008		96545	
327 FRANCE		1007		3617	
335 GERMANY W		935		13869	
347 JAPAN				1549	
376 SWITZRLND		280		280	
400 U STATES		304760		2709427	
		325894		2950997	
FILMS CINEMATOGRAPH POSITIVES	FEET				9011
100 U KINGDOM	408639	27503	3752951	291721	
234 AUSTRALIA			4641	807	

IMPORTS INTO CANADA FOR CONSUMPTION

Articles and Countries from which Imported	MONTH OF SEPTEMBER 1956		NINE MONTHS ENDED SEPTEMBER 1956		Class Number
	Quantities	Values (\$)	Quantities	Values (\$)	
306 BELGIUM			27837	1182	
317 CZECHOSLOVAKIA	4511	95	20548	763	
326 FINLAND			7476	677	
327 FRANCE	539189	32737	4810042	264281	
329 INDOCHINA	3000	240	3000	240	
335 GERMANY W	7600	534	106439	8144	
336 GREECE			3000	498	
344 ITALY	28364	2269	298566	24606	
347 JAPAN	3640	567	21281	2120	
354 NETHERLANDS			12439	653	
360 ISRAEL			1300	104	
365 POLAND			10715	1143	
372 SPAIN			3150	120	
375 SWEDEN	200	300	3200	629	
376 SWITZERLAND			11462	1975	
380 USSR			117766	8308	
383 HAWAII			400	90	
389 IRELAND			865	557	
392 SYRIA			2000	160	
393 TAIWAN			1300	104	
400 U STATES	4764429	356355	47609588	3453052	
	5759572	420600	56829966	4061934	
FILMS FOR AERIAL PHOTOGRAPHY					9012
400 U STATES		353		15772	
FISHING RODS					9013
		353		15772	
100 U KINGDOM		425		24344	
318 DENMARK				1111	
327 FRANCE		272		1108	
335 GERMANY W		1837		2663	
347 JAPAN		3869		100850	
359 NORWAY				628	
375 SWEDEN		185		1176	
400 U STATES		9771		428576	
		16359		560456	
GOLF CLUBS AND FINISHED PARTS					9014
100 U KINGDOM		684		15247	
234 AUSTRALIA				120	
400 U STATES		8312		205549	
		8996		220916	
MECHANICAL TOYS OF METAL					9016
100 U KINGDOM		12098		59755	
231 HONG KONG		563		1289	
318 DENMARK				402	
327 FRANCE				1561	
335 GERMANY W		66020		241442	
344 ITALY		380		865	
347 JAPAN		215492		1419508	
375 SWEDEN		1958		3831	
400 U STATES		113119		453201	
		409630		2181854	
METAL JUVENILE CONSTR SETS					9017
100 U KINGDOM		39987		206695	
335 GERMANY W		238		453	
347 JAPAN				132	
400 U STATES		199		8087	
		40424		215367	
TOYS OF ALL KINDS N O P					9018
100 U KINGDOM		154639		852526	
207 UNION OF SOUTH AFRICA				1042	
216 PAKISTAN				7243	
231 HONG KONG		1278		7293	
234 AUSTRALIA		63		574	
305 AUSTRIA		738		6568	
306 BELGIUM		1830		24510	
317 CZECHOSLOVAKIA		178		4791	
318 DENMARK		449		35658	
327 FRANCE		605		7706	
335 GERMANY W		57826		290237	
340 HUNGARY				4500	
344 ITALY		2112		10968	
347 JAPAN		150196		933523	
352 MEXICO				288	
354 NETHERLANDS		211		15395	
365 POLAND				537	
372 SPAIN		200		1799	
375 SWEDEN		312		11386	
376 SWITZERLAND		654		2398	
390 GERMANY E		6066		35065	
400 U STATES		459326		2563959	
		836683		4817966	
SPORTSMENS FISHING TACKLE N O P					9019
100 U KINGDOM		3917		216947	
231 HONG KONG				6061	
234 AUSTRALIA		59		12710	
306 BELGIUM				74	
317 CZECHOSLOVAKIA		170		1598	
318 DENMARK				941	
327 FRANCE		4683		202016	
335 GERMANY W		2682		85764	
344 ITALY		1309		8907	
347 JAPAN		4892		214487	
354 NETHERLANDS				277	
359 NORWAY		657		61052	
372 SPAIN				4921	
375 SWEDEN		171		35991	

IMPORTS INTO CANADA FOR CONSUMPTION

167

Articles and Countries from which Imported	MONTH OF SEPTEMBER 1956		NINE MONTHS ENDED SEPTEMBER 1956		Class Number
	Quantities	Values (\$)	Quantities	Values (\$)	
376 SWITZRLND		76		20015	
400 U STATES		62423		2268358	
FILMS CINEMATOGRAPH NEGATIVE		81039		3140119	9020
306 BELGIUM				24156	
335 GERMANY W				517	
400 U STATES		3964		60345	
BRUSHES ARTISTS		3964		85018	9021
100 U KINGDOM		10759		53533	
327 FRANCE				3028	
335 GERMANY W		52		40653	
347 JAPAN				5144	
354 NETHRLNDS				156	
400 U STATES		4856		25453	
BRUSHES PAINT AND VARNISH		15667		127967	9022
100 U KINGDOM		3202		198022	
317 CZECHO S				1647	
335 GERMANY W		1830		7613	
347 JAPAN				69	
375 SWEDEN				723	
400 U STATES		1542		16251	
BRUSHES TOOTH		6574		224325	9023
100 U KINGDOM	DOZ 348	364	25078	21553	
231 HONG KONG	10200	1841	42134	11151	
327 FRANCE			1083	496	
335 GERMANY W			50	50	
400 U STATES	2843	2853	37616	36902	
BRUSHES TOILET N O P	13391	5058	105961	70152	9024
100 U KINGDOM		11805		96641	
231 HONG KONG		224		1756	
305 AUSTRIA				291	
306 BELGIUM		334		3712	
317 CZECHO S				494	
318 DENMARK				253	
327 FRANCE		3067		39752	
335 GERMANY W		4404		43713	
344 ITALY		252		252	
347 JAPAN				1537	
354 NETHRLNDS		152		5173	
360 ISRAEL		776		1074	
375 SWEDEN				2625	
376 SWITZRLND		187		306	
400 U STATES		28773		144222	
BRUSHES ALL DTHR N O P		49974		341801	9025
100 U KINGDOM		6120		115991	
231 HONG KONG		144		801	
305 AUSTRIA				171	
306 BELGIUM		145		227	
317 CZECHO S				449	
318 DENMARK		300		1973	
327 FRANCE		865		2002	
335 GERMANY W		4015		39238	
340 HUNGARY				644	
344 ITALY		448		521	
347 JAPAN		309		2899	
352 MEXICO				139	
354 NETHRLNDS		2331		15618	
375 SWEDEN				222	
376 SWITZRLND		99		1036	
400 U STATES		41584		439164	
PACKAGES CONTAINING GOODS		56360		621095	9030
100 U KINGDOM		284501		2974786	
203 B E AFR		117		761	
207 UN SO AFR		2558		15663	
208 BSA OTHER		529		742	
215 INDIA		2936		19722	
216 PAKISTAN		423		1776	
217 CEYLON		2849		17496	
218 MALAYA				303	
220 BERMUDA				25	
221 B GUIANA		1363		9388	
223 BARBADOS		1419		16378	
224 JAMAICA		1531		11970	
225 TRINIDAD		1946		13999	
227 BAHAMAS				360	
231 HONG KONG		11471		118204	
232 MALTA		363		1816	
234 AUSTRALIA		11514		55826	
236 NEW ZEAL				727	
304 ARGENTINA		1482		39249	
305 AUSTRIA		1729		9633	
306 BELGIUM		17665		119836	
307 BEL CONGO		542		797	
309 BRAZIL		659		32956	
312 CHILE				120	
313 CHINA		1808		11210	
314 COLOMBIA		129		3646	
315 C RICA				116	
316 CUBA		1878		11716	
317 CZECHO S		16607		112897	

IMPORTS INTO CANADA FOR CONSUMPTION

Articles and Countries from which Imported	MONTH OF SEPTEMBER 1956		NINE MONTHS ENDED SEPTEMBER 1956		Class Number
	Quantities	Values (\$)	Quantities	Values (\$)	
318 DENMARK		2253		25268	
321 ECUADOR		222		386	
323 EL SALVD				2	
326 FINLAND		396		4919	
327 FRANCE		19428		199058	
328 FR AFRI CA		613		6005	
334 ST PIERRE				96	
335 GERMANY W		44623		468965	
336 GREECE		85		1386	
337 GUATEMALA				1670	
338 HAITI		19		575	
339 HONDURAS				6	
340 HUNGARY		685		3754	
342 IRAN				6	
344 ITALY		31535		168837	
347 JAPAN		106912		910581	
352 MEXICO		39		12040	
354 NETHRLNDS		52332		247775	
355 INDONESIA				29	
357 NETH ANT				20	
359 NORWAY		108		4208	
360 ISRAEL				1218	
364 PHIL				806	
365 POLAND		4852		12571	
366 PORTUGAL		1131		11023	
367 AZORES		23		692	
372 SPAIN		2510		29512	
375 SWEDEN		6586		78522	
376 SWITZRLND		12660		141482	
381 ALASKA		135		1213	
383 HAWAII		24		156	
384 P RICO		1176		11286	
386 URUGUAY		1494		9895	
388 YUGO SLAV		290		559	
389 IRELAND				925	
390 GERMANY E		2637		12311	
393 TAIWAN		342		1451	
396 SUDAN				386	
400 U STATES		186823		1776895	
		845972		7748606	
ORTHOPEDIC BRACES AND PARTS					9050
100 U KINGDOM		154		1765	
335 GERMANY W				796	
400 U STATES		9311		62658	
		9465		65219	
EFFECTS LEFT BY BEQUEST					9051
100 U KINGDOM		11796		106338	
203 B E AFR				50	
207 UN SO AFR				435	
220 BERMUDA				200	
223 BARBAOOS		200		341	
224 JAMAICA				1700	
227 BAHAMAS				200	
234 AUSTRALIA				2688	
236 NEW ZEAL		100		400	
305 AUSTRIA				1900	
306 BELGIUM		400		1125	
318 DENMARK				965	
326 FINLAND				934	
327 FRANCE				5770	
335 GERMANY W				5439	
354 NETHRLNDS		120		2086	
359 NORWAY				850	
364 PHIL				100	
375 SWEDEN		50		135	
376 SWITZRLND				1864	
383 HAWAII				50	
389 IRELAND				350	
400 U STATES		25371		220205	
		38037		354125	
APPLIANCES BDOTS FOR CRIPPLES					9052
100 U KINGDOM				164	
400 U STATES		675		5962	
		675		6126	
ARTIFICIAL LIMBS AND PARTS					9053
100 U KINGDOM		495		9154	
335 GERMANY W		411		602	
344 ITALY				206	
400 U STATES		9381		87121	
		10287		97083	
BEAD ORNAMENTS					9055
100 U KINGDOM				294	
231 HONG KONG				9608	
327 FRANCE				139	
335 GERMANY W				552	
347 JAPAN				6976	
390 GERMANY E				458	
400 U STATES		711		9705	
		711		27732	
BELTS N D P					9056
100 U KINGDOM		632		12775	
215 INDIA				725	
231 HONG KONG		511		6273	
304 ARGENTINA				51	
305 AUSTRIA		215		1271	
306 BELGIUM		536		1635	

IMPORTS INTO CANADA FOR CONSUMPTION

169

Articles and Countries from which Imported	MONTH OF SEPTEMBER 1956		NINE MONTHS ENDED SEPTEMBER 1956		Class Number
	Quantities	Values (\$)	Quantities	Values (\$)	
316 CUBA				108	
327 FRANCE		3985		16627	
335 GERMANY W		1809		5173	
344 ITALY		337		3428	
347 JAPAN				431	
352 MEXICO		91		1405	
372 SPAIN		148		1940	
376 SWITZRLND				278	
400 U STATES		14891		160712	
		23155		212832	
BLINDS NOT TEXTILE OR PAPER					9057
100 U KINGDOM				336	
231 HONG KONG				135	
318 DENMARK				94	
335 GERMANY W				2373	
347 JAPAN		4459		114486	
400 U STATES		301		15614	
		4760		133038	
BOOT SHOE SHIRT STAY LACES					9058
100 U KINGDOM				2101	
347 JAPAN		443		5794	
400 U STATES		747		12242	
		1190		20137	
BOOTS SHOES AND SLIPPERS FELT	PAIR				9059
100 U KINGDOM	32346	27084	64470	53301	
354 NETHRLNDS			2278	2250	
400 U STATES	3852	3656	12143	10486	
	36198	30740	78891	66037	
BOOTS SHOES AND SLIPPERS N O P	PAIR				9060
100 U KINGDOM	38166	41619	74111	74640	
215 INDIA			123	420	
225 TRINIDAD			98	110	
231 HONG KONG	17461	6568	98891	37957	
305 AUSTRIA			70	470	
327 FRANCE			487	1298	
335 GERMANY W	916	1099	8378	3713	
338 HAITI	1092	2044	6438	14155	
344 ITALY	3140	2919	41119	75978	
347 JAPAN	120188	49870	443782	155540	
352 MEXICO			56	121	
354 NETHRLNDS	28727	25953	164880	156474	
359 NORWAY			7264	8132	
372 SPAIN			11324	15451	
376 SWITZRLND			64	66	
392 SYRIA			1050	564	
400 U STATES	21707	30110	249762	309273	
	231397	160182	1107897	854362	
BROOMS AND WHISKS					9061
100 U KINGDOM		55		55	
231 HONG KONG				281	
327 FRANCE				101	
340 HUNGARY		1014		12492	
344 ITALY		1997		9789	
354 NETHRLNDS				772	
365 POLAND				382	
400 U STATES		1464		24955	
		4530		48827	
BUTTONS SHOE PAPIER MACHE					9062
400 U STATES		221		1525	
		221		1525	
BUTTONS SHOE N O P					9063
344 ITALY				553	
400 U STATES		840		35625	
		840		36178	
BUTTONS VEGETABLE IVORY	GROSS				9064
400 U STATES			124	193	
			124	193	
BUTTONS COLLAR AND CUFF	GROSS				9065
100 U KINGDOM	10	346	236	6613	
231 HONG KONG			5	356	
305 AUSTRIA			60	4601	
318 DENMARK	3	263	13	1034	
327 FRANCE			3	235	
335 GERMANY W	33	2986	2952	33514	
347 JAPAN			75	450	
352 MEXICO			3	111	
371 THAILAND	1	61	2	129	
376 SWITZRLND	1	325	15	1055	
400 U STATES	733	23395	7764	264324	
	781	27376	11128	312422	
BUTTONS N O P	GROSS				9066
100 U KINGDOM	1869	5583	12752	30864	
305 AUSTRIA			489	2215	
317 CZECHO S	13825	2118	36955	15144	
318 DENMARK			359	4390	
327 FRANCE	20	208	30	684	
335 GERMANY W	1656	2509	26393	34723	
344 ITALY	3957	3311	34870	23723	
347 JAPAN	36242	13403	285320	151798	
354 NETHRLNDS	67	266	9762	16012	
361 PANAMA			725	125	
400 U STATES	74607	49447	764085	589956	
	132243	76845	1171740	869634	
CASES BOXES DESKS FANCY					9067
100 U KINGDOM		30428		250210	
215 INDIA		92		1092	

IMPORTS INTO CANADA FOR CONSUMPTION

Articles and Countries from which Imported	MONTH OF SEPTEMBER 1956		NINE MONTHS ENDED SEPTEMBER 1956		Class Number
	Quantities	Values (\$)	Quantities	Values (\$)	
231 HONG KONG		134		1241	
234 AUSTRALIA				378	
305 AUSTRIA		1306		6564	
306 BELGIUM		107		2861	
313 CHINA				121	
317 CZECHOSLOVAKIA				529	
318 DENMARK				269	
322 EGYPT				219	
327 FRANCE		996		18086	
335 GERMANY W		21818		149640	
344 ITALY		5306		21861	
347 JAPAN		10561		59821	
352 MEXICO				1738	
353 MOROCCO				195	
354 NETHERLANDS		235		43103	
360 ISRAEL				202	
372 SPAIN		51		1814	
375 SWEDEN				5475	
376 SWITZERLAND		2819		14701	
388 YUGOSLAVIA				535	
390 GERMANY E				370	
400 U STATES		191160		1210894	
		285013		1791919	
CHARITABLE DONATIONS					9068
100 U KINGDOM		100		160	
234 AUSTRALIA				150	
400 U STATES		1282		19428	
		1382		19738	
COMBS TOILET DRESSING FANCY					9069
100 U KINGDOM		714		22866	
231 HONG KONG				352	
305 AUSTRIA				1915	
306 BELGIUM				80	
327 FRANCE		671		2076	
335 GERMANY W		526		10508	
376 SWITZERLAND		636		3667	
400 U STATES		10095		48893	
		12642		90357	
APPLIANCES FOR THE DEAF PARTS					9070
100 U KINGDOM		207		6229	
318 DENMARK		149		4684	
335 GERMANY W				2512	
347 JAPAN				150	
354 NETHERLANDS				1036	
400 U STATES		147909		1623875	
		148265		1638486	
FANS					9071
231 HONG KONG		63		1383	
347 JAPAN		144		6145	
400 U STATES				1407	
		207		8935	
INSOLES OF ALL KINDS					9072
100 U KINGDOM				10041	
327 FRANCE				256	
335 GERMANY W		962		4353	
347 JAPAN				141	
359 NORWAY		200		200	
400 U STATES		2539		18045	
		3701		33036	
JEWELLERY N O P					9073
100 U KINGDOM		14729		192584	
215 INDIA		910		15974	
217 CEYLON		390		547	
220 BERMUDA				561	
227 BAHAMAS				125	
231 HONG KONG		1532		13221	
234 AUSTRALIA				668	
235 FIJI				225	
305 AUSTRIA		12408		75876	
306 BELGIUM		129		3251	
313 CHINA				439	
317 CZECHOSLOVAKIA		5486		90767	
318 DENMARK		8373		10931	
322 EGYPT		200		310	
327 FRANCE		1923		45432	
328 FR AFRICA				132	
335 GERMANY W		69312		930214	
336 GREECE				51	
344 ITALY		6725		55347	
347 JAPAN		35712		315905	
352 MEXICO		1167		10517	
354 NETHERLANDS				2058	
359 NORWAY				1336	
360 ISRAEL				899	
366 PORTUGAL				251	
371 THAILAND		937		14212	
372 SPAIN		581		9585	
376 SWITZERLAND		552		7957	
378 JORDAN				541	
379 TURKEY				400	
381 ALASKA				62	
383 HAWAII				628	
387 VENEZUELA				125	
391 LEBANON				55	
400 U STATES		298877		2426583	
		459943		4227769	

IMPORTS INTO CANADA FOR CONSUMPTION

171

Articles and Countries from which Imported	MONTH OF SEPTEMBER 1956		NINE MONTHS ENDED SEPTEMBER 1956		Class Number
	Quantities	Values (\$)	Quantities	Values (\$)	
MATS DOOR OR CARRIAGE N O P 100 U KINGDOM 400 U STATES				318 445 763	9074
MATTRESSES 100 U KINGDOM 335 GERMANY W 354 NETHRLNDS 400 U STATES		6881 81 6767 13729		224141 7469 103 101222 332935	9075
PICTURE AND PHOTOGRAPH FRAMES 100 U KINGDOM 231 HONG KONG 305 AUSTRIA 306 BELGIUM 318 DENMARK 327 FRANCE 335 GERMANY W 344 ITALY 347 JAPAN 352 MEXICO 354 NETHRLNDS 360 ISRAEL 372 SPAIN 383 HAWAII 400 U STATES		330 835 459 259 302 1844 3693 4159 338 239 25355 37813		11715 905 890 225 8083 1961 6897 24081 37529 1304 2137 108 1066 458 261450 358809	9076
POCKET BOOKS PORT FOLIOS PURSES 100 U KINGDOM 207 UN SO AFR 215 INDIA 216 PAKISTAN 224 JAMAICA 231 HONG KONG 234 AUSTRALIA 304 ARGENTINA 305 AUSTRIA 306 BELGIUM 316 CUBA 317 CZECHD S 322 EGYPT 327 FRANCE 335 GERMANY W 336 GREECE 338 HAITI 340 HUNGARY 344 ITALY 347 JAPAN 352 MEXICO 353 MOROCCO 354 NETHRLNDS 359 NORWAY 360 ISRAEL 365 POLAND 367 AZORES 372 SPAIN 375 SWEDEN 376 SWITZRLND 383 HAWAII 384 P RICO 388 YUGO SLAV 390 GERMANY E 392 SYRIA 400 U STATES		69875 892 2180 1887 5375 1332 24409 48949 37309 21877 2610 433 6830 2679 684 235699 463020		484644 202 3833 177 2314 11135 112 826 13767 18795 5843 3458 146 92291 225763 131 1089 79 153058 158847 28323 3400 53957 267 1272 89 167 9560 951 11601 174 3032 1426 362 127 2083763 3374981	9077
REFRIGERATORS ELECTRIC N O P 100 U KINGDOM 381 ALASKA 400 U STATES	NO 35 3 5858 5896	2467 1974 1066693 1071134	2242 6 97873 100121	173009 4472 16646000 16823481	9078
REFRIGERATORS N D P 100 U KINGDOM 306 BELGIUM 335 GERMANY W 381 ALASKA 400 U STATES	NO 5 73 78	494 6070 6564	19 76 2 1 2869 2967	1750 12833 360 200 306070 321213	9079
REGALIA AND BADGES 100 U KINGDOM 215 INDIA 216 PAKISTAN 231 HONG KONG 305 AUSTRIA 327 FRANCE 335 GERMANY W 344 ITALY 347 JAPAN 372 SPAIN 376 SWITZRLND 400 U STATES		4257 1290 945 579 259 4484 11814		46910 5026 3938 2066 185 1532 11231 1576 710 577 378 41840 115969	9080
SHADES LAMP NOP SHADE HOLDERS 100 U KINGDOM 231 HONG KONG 305 AUSTRIA 318 DENMARK		87 85 219		1299 87 85 1487	9081

IMPORTS INTO CANADA FOR CONSUMPTION

Articles and Countries from which Imported	MONTH OF SEPTEMBER 1956		NINE MONTHS ENDED SEPTEMBER 1956		Class Number
	Quantities	Values (\$)	Quantities	Values (\$)	
327 FRANCE				668	
335 GERMANY W				262	
344 ITALY				481	
347 JAPAN		791		2186	
354 NETHRLNDS		318		794	
376 SWITZRLND		129		129	
400 U STATES		10474		92717	
		12103		100195	
SPECTACLE FRAMES AND PARTS NOP					9082
100 U KINGDOM		1082		15346	
305 AUSTRIA				4436	
306 BELGIUM				94	
327 FRANCE		888		37260	
335 GERMANY W		17466		147767	
344 ITALY		272		3574	
347 JAPAN				6009	
400 U STATES		194691		1960354	
		214399		2174840	
PARTS FDR SPECTACLE FRAMES					9083
100 U KINGDOM				305	
400 U STATES		28730		237654	
		28730		237959	
TOBACCO PIPES SMOKERS SETS					9084
100 U KINGDOM		10328		126642	
231 HONG KONG				332	
305 AUSTRIA				2941	
317 CZECHO S				1548	
327 FRANCE		744		87271	
335 GERMANY W		1219		5225	
344 ITALY		4396		45675	
347 JAPAN		58		1360	
354 NETHRLNDS				280	
376 SWITZRLND				112	
400 U STATES		3236		27810	
		19981		299196	
TOBACCO POUCHES CIGARETTE CASE					9085
100 U KINGDOM		4314		42082	
305 AUSTRIA				319	
306 BELGIUM				97	
317 CZECHO S		57		1260	
318 DENMARK				62	
327 FRANCE				725	
335 GERMANY W		1364		5819	
338 HAITI				50	
344 ITALY		405		1595	
347 JAPAN		77		2903	
366 PORTUGAL				70	
372 SPAIN				672	
375 SWEDEN				280	
376 SWITZRLND				331	
400 U STATES		1281		7794	
		7498		64059	
TOILET AND MANICURE SETS					9086
100 U KINGDOM		2657		23443	
305 AUSTRIA		295		1953	
327 FRANCE				86	
335 GERMANY W		13196		50567	
376 SWITZRLNO				242	
400 U STATES		853		15260	
		17001		91551	
TRUNKS AND VALISES					9087
100 U KINGDOM		13941		243955	
231 HONG KONG				1114	
305 AUSTRIA				102	
306 BELGIUM				1151	
317 CZECHO S		125		13109	
322 EGYPT				573	
327 FRANCE				150	
335 GERMANY W		961		20284	
344 ITALY				12252	
347 JAPAN		177		8574	
354 NETHRLNDS				10505	
367 AZORES				150	
375 SWEDEN		554		20443	
376 SWITZRLND				949	
388 YUGO SLAV				281	
400 U STATES		152295		1004040	
		168053		1337632	
UMBRELLAS PARASOLS SUNSHADES					9088
100 U KINGDOM		1113		9855	
231 HONG KONG		1596		4246	
305 AUSTRIA				613	
306 BELGIUM				2728	
327 FRANCE				449	
335 GERMANY W				5474	
344 ITALY		798		2605	
347 JAPAN		602		76266	
354 NETHRLNDS		336		3511	
376 SWITZRLND				1081	
400 U STATES		4315		82482	
		8760		189310	
WINDOW SHADE DR BLIND ROLLERS					9090
375 SWEDEN		619		13856	
400 U STATES		6073		27678	
		6692		41534	

IMPORTS INTO CANADA FOR CONSUMPTION

Articles and Countries from which Imported	MONTH OF SEPTEMBER 1956		NINE MONTHS ENDED SEPTEMBER 1956		Class Number
	Quantities	Values (\$)	Quantities	Values (\$)	
REFRIGERATOR PARTS					9091
100 U KINGDOM		11612		532669	
318 DENMARK		288		2438	
375 SWEDEN				1398	
400 U STATES		677798		13899818	
		689698		14436323	
HOME OR FARM FREEZERS ELECTRIC	NO				9092
400 U STATES	3488	632706	39388	7226081	
	3488	632706	39388	7226081	
MINERAL MEDICINAL AERATO WATER					9103
100 U KINGDOM		123		1814	
327 FRANCE		12394		133036	
335 GERMANY W		1075		1427	
344 ITALY				440	
400 U STATES		6946		36717	
		20538		173434	
ACCORDIONS CONCRTNAS MELODEONS	NO				9110
100 U KINGDOM	9	385	30	2748	
305 AUSTRIA			3	621	
314 COLOMBIA			1	200	
317 CZECHO S			3	82	
318 DENMARK			1	80	
326 FINLAND			1	217	
327 FRANCE			4	124	
335 GERMANY W	1384	19036	8669	141075	
344 ITALY	1158	36217	7879	365079	
347 JAPAN	92	378	476	4626	
354 NETHRLNOS			3	459	
359 NORWAY	1	192	4	775	
375 SWEDEN			22	1345	
376 SWITZRLND	10	483	618	10326	
390 GERMANY E	1238	4399	8570	17285	
400 U STATES	8	1673	268	24794	
	3900	62763	26552	569836	
BRASS BAND INSTRUMENTS					9111
100 U KINGDOM		6908		149008	
216 PAKISTAN		155		352	
306 BELGIUM				400	
314 COLOMBIA				125	
317 CZECHO S		6992		40361	
327 FRANCE		8035		71975	
335 GERMANY W		2948		23308	
344 ITALY		3614		20996	
354 NETHRLNDS				6611	
376 SWITZRLND				1164	
379 TURKEY				835	
390 GERMANY E				97	
400 U STATES		10991		192152	
		39643		507384	
HARPS	NO				9113
100 U KINGDOM			1	78	
354 NETHRLNDS			2	328	
400 U STATES			6	7820	
			11	8226	
CABINET ORGANS	NO				9114
335 GERMANY W	1	208	6	1168	
347 JAPAN	1	102	76	4038	
400 U STATES	1	1937	63	11277	
	3	2247	145	16483	
PIPE ORGANS	NO				9115
100 U KINGDOM			1	14847	
335 GERMANY W			2	8165	
400 U STATES	1	3875	3	19175	
	1	3875	6	42187	
ORGAN PARTS N O P					9116
100 U KINGDOM		14568		39870	
335 GERMANY W		1204		5177	
354 NETHRLNDS				2351	
390 GERMANY E				1873	
400 U STATES		9661		104635	
		25433		153906	
PIANOS	NO				9117
100 U KINGDOM	37	12189	185	62707	
318 DENMARK			8	3772	
335 GERMANY W	1	726	4	5358	
354 NETHRLNDS			1	1464	
400 U STATES	88	23745	669	247616	
	126	36660	867	320917	
PIANO PARTS N O P					9118
100 U KINGDOM		2175		22913	
335 GERMANY W				555	
400 U STATES		3566		54149	
		5741		77617	
PIANO AND ORGAN PARTS FOR MFR					9119
100 U KINGDOM		1433		24049	
335 GERMANY W		486		1145	
400 U STATES		13370		69172	
		15289		94366	
PHONOGRAPHS GRAMOPHONES N O P					9120
100 U KINGDOM		993		54852	
231 HONG KONG				1341	
317 CZECHO S				800	
318 DENMARK				453	
335 GERMANY W		311		35052	

IMPORTS INTO CANADA FOR CONSUMPTION

Articles and Countries from which Imported	MONTH OF SEPTEMBER 1956		NINE MONTHS ENDED SEPTEMBER 1956		Class Number
	Quantities	Values (\$)	Quantities	Values (\$)	
347 JAPAN		348		1184	
354 NETHRLNDS		11537		77673	
376 SWITZRLND				10681	
400 U STATES		72103		534064	
PHONOGRAPH RECORDS		85292		716100	
100 U KINGDOM	NO	15249	252142	233051	9121
231 HONG KONG		422	5145	3385	
234 AUSTRALIA		53	758	1953	
305 AUSTRIA			375	423	
317 CZECHO S		257	74	4634	1803
326 FINLAND		812	406	4443	2957
327 FRANCE		1976	2430	60582	66862
335 GERMANY W		6954	4731	55181	35565
340 HUNGARY			1370	553	
344 ITALY			3208	1480	
347 JAPAN			2933	1462	
354 NETHRLNDS			4126	3110	
359 NORWAY			150	119	
375 SWEDEN	24	77	690	374	
376 SWITZRLND			5814	3424	
380 USSR			3368	1320	
388 YUGO SLAV			560	311	
400 U STATES		169307	1921438	842121	
OTHER MUSICAL INSTRUMENTS		195054	2326917	1200273	
100 U KINGDOM				17020	9122
231 HONG KONG		4006		145	
305 AUSTRIA				531	
306 BELGIUM				276	
317 CZECHO S			796	3632	
327 FRANCE			816	16167	
335 GERMANY W			22227	122255	
344 ITALY			1269	4215	
347 JAPAN			3110	12950	
352 MEXICO				3712	
354 NETHRLNDS				1189	
372 SPAIN				495	
375 SWEDEN				62	
376 SWITZRLND			7214	41439	
390 GERMANY E			1669	16754	
400 U STATES		158406		1223527	
MUSICAL INSTRUMENT STRINGS		199513		1464369	
100 U KINGDOM				3016	9123
305 AUSTRIA		395		307	
335 GERMANY W			1080	9619	
400 U STATES			9626	61970	
PHONOGRAPHS COIN OPERATED				74912	
400 U STATES	NO				9124
		162	1558	922705	
PHOTOFLASH LAMPS		162	1558	922705	
354 NETHRLNDS	NO				9127
400 U STATES			537470	14748	
		593004	3213411	169156	
PHOTOGRAPHIC ACCESSORIES PARTS		593004	3750881	183904	
100 U KINGDOM				25733	9128
231 HONG KONG		1241		230	
305 AUSTRIA			365	4334	
306 BELGIUM				53	
327 FRANCE			851	35140	
335 GERMANY W			74421	424874	
344 ITALY			816	2672	
347 JAPAN			14055	142880	
354 NETHRLNDS				634	
375 SWEDEN				436	
376 SWITZRLND			240	10039	
390 GERMANY E			99	452	
400 U STATES		277467		3235489	
THERMOMETERS		369555		3882966	
100 U KINGDOM				61483	9129
318 DENMARK		3504		2422	
327 FRANCE			78	3251	
335 GERMANY W			1001	12168	
344 ITALY			313	658	
347 JAPAN			2434	15708	
352 MEXICO				569	
354 NETHRLNDS				1127	
375 SWEDEN				63	
376 SWITZRLND			240	420	
390 GERMANY E			2713	15336	
400 U STATES		83952		848811	
APPARATUS X RAY		93995		962016	
100 U KINGDOM				36131	9130
305 AUSTRIA		399		1305	
318 DENMARK		800		9825	
327 FRANCE				53	
335 GERMANY W			24323	76253	
344 ITALY				10565	
354 NETHRLNDS			18532	96307	
375 SWEDEN			4055	46845	
376 SWITZRLND				279	
400 U STATES		208365		2506278	
		256474		2783841	

IMPORTS INTO CANADA FOR CONSUMPTION

Articles and Countries from which Imported	MONTH OF SEPTEMBER 1956		NINE MONTHS ENDED SEPTEMBER 1956		Class Number
	Quantities	Values (\$)	Quantities	Values (\$)	
ARTIFICIAL LARYNX 400 U STATES				646	9131
				646	
BOTANICAL SPECIMENS					9132
100 U KINGDOM				1377	
215 INDIA		870		1659	
327 FRANCE				195	
335 GERMANY W				76	
347 JAPAN				1104	
400 U STATES		1923		16749	
		2793		21160	
OLD COINS STAMPS TROPHIES					9133
100 U KINGDOM		1345		14462	
207 UN SO AFR				280	
211 NIGERIA				50	
215 INDIA				80	
231 HONG KONG				12452	
234 AUSTRALIA				427	
306 BELGIUM				104	
318 DENMARK				53	
335 GERMANY W				100	
340 HUNGARY				175	
347 JAPAN				215	
352 MEXICO				1000	
354 NETHRLNDS		255		512	
389 IRELAND		220		788	
400 U STATES		7127		93699	
		8947		124397	
CAMERAS AND CAMERA PARTS N O P					9134
100 U KINGDOM		831		25893	
205 RHOD NYAS				330	
220 BERMUDA				265	
224 JAMAICA				186	
231 HONG KONG				978	
305 AUSTRIA		7941		59402	
317 CZECHO S		3390		13194	
319 GREENLAND				58	
326 FINLAND		194		5194	
327 FRANCE		1198		14626	
335 GERMANY W		166809		1299719	
344 ITALY		483		11704	
347 JAPAN		83272		354577	
354 NETHRLNDS		177		616	
357 NETH ANT				160	
375 SWEDEN				5207	
376 SWITZRLND		39015		207452	
383 HAWAII				90	
389 IRELAND				149	
390 GERMANY E		5120		57886	
400 U STATES		227551		2018156	
		535981		4075842	
CAMERA PARTS UNFINISHED					9135
335 GERMANY W				56	
400 U STATES		3460		136189	
		3460		136245	
CAMERA LENSES AND SHUTTERS					9136
100 U KINGDOM				2028	
327 FRANCE				5824	
335 GERMANY W		3732		26291	
400 U STATES		22418		244628	
		26150		278771	
COLLECTIONS OF ANTIQUITIES					9137
100 U KINGDOM		52183		315121	
224 JAMAICA				118	
231 HONG KONG		3320		8802	
305 AUSTRIA				487	
306 BELGIUM				500	
313 CHINA		156		797	
318 DENMARK				166	
322 EGYPT				167	
327 FRANCE		2223		8196	
335 GERMANY W				1389	
344 ITALY		1166		15285	
347 JAPAN				871	
352 MEXICO				600	
354 NETHRLNDS		50		2982	
360 ISRAEL				662	
376 SWITZRLND		208		324	
383 HAWAII		1768		1768	
389 IRELAND				3621	
391 LEBANON				550	
400 U STATES		76589		449982	
		137663		812388	
CYCLOMETERS AND SPEEDOMETERS					9138
100 U KINGDOM		362		19232	
335 GERMANY W		943		10984	
344 ITALY				144	
354 NETHRLNDS				537	
376 SWITZRLND				3474	
400 U STATES		20789		124360	
		22094		158731	
GLOBES GEOGRAPHICAL					9139
100 U KINGDOM		931		8102	
335 GERMANY W		2335		8586	
347 JAPAN				398	
400 U STATES		10894		92898	
		14160		109984	

IMPORTS INTO CANADA FOR CONSUMPTION

Articles and Countries from which Imported	MONTH OF SEPTEMBER 1956		NINE MONTHS ENDED SEPTEMBER 1956		Class Number
	Quantities	Values (\$)	Quantities	Values (\$)	
MODELS OF INVENTIONS					9140
100 U KINGDOM				754	
306 BELGIUM				130	
344 ITALY		84		84	
354 NETHRLNDS				764	
400 U STATES		15098		374735	
		15182		376467	
APPARATUS FOR INSTITUTIONS					9141
100 U KINGDOM		18352		483089	
215 INDIA		207		863	
305 AUSTRIA		332		1823	
306 BELGIUM				513	
318 DENMARK		189		2208	
327 FRANCE		225		14575	
335 GERMANY W		31145		97408	
344 ITALY		77		4810	
347 JAPAN				2006	
354 NETHRLNDS		232		9967	
359 NORWAY				1206	
375 SWEDEN		831		3373	
376 SWITZRLND		175		16201	
384 P RICO		148		444	
400 U STATES		412189		4911700	
		464102		5550186	
OPERATING ROOM EQUIPMENT					9142
100 U KINGDOM		3763		34298	
317 CZECHO S				1694	
327 FRANCE				1612	
335 GERMANY W		797		7564	
340 HUNGARY				766	
347 JAPAN				5709	
354 NETHRLNDS				1211	
375 SWEDEN				169	
376 SWITZRLND				4301	
390 GERMANY E				382	
400 U STATES		297695		2909243	
		302255		2966949	
DENTAL INSTRUMENTS					9143
100 U KINGDOM		11540		95255	
305 AUSTRIA		689		50609	
317 CZECHO S				935	
318 DENMARK		142		142	
327 FRANCE				908	
335 GERMANY W		41730		241553	
344 ITALY				4300	
347 JAPAN		1621		19666	
354 NETHRLNDS				2655	
375 SWEDEN				315	
376 SWITZRLND		1317		9603	
400 U STATES		90000		1008641	
		147039		1434582	
SURGICAL TRUSSES AND SUPPORTS					9144
100 U KINGDOM				115	
400 U STATES		213		3438	
		213		3553	
ARTICLES FOR THE BLIND					9145
100 U KINGDOM				417	
327 FRANCE				200	
376 SWITZRLND		2377		3217	
400 U STATES		3164		23104	
		5541		26938	
OPTICAL AND PHILOSOPHICAL INST					9146
100 U KINGDOM		24842		402708	
234 AUSTRALIA				240	
305 AUSTRIA		118		252	
306 BELGIUM				2122	
317 CZECHO S		80		80	
318 DENMARK		224		988	
327 FRANCE		11750		48043	
335 GERMANY W		39275		199160	
344 ITALY		766		3347	
347 JAPAN		101108		565798	
354 NETHRLNDS				381	
375 SWEDEN		413		7869	
376 SWITZRLND		1849		12728	
389 IRELAND				360	
390 GERMANY E				240	
400 U STATES		262661		2862513	
		443086		4106829	
EDUCATIONAL FILMS					9148
100 U KINGDOM		7242		28929	
223 BARBADOS				156	
224 JAMAICA		552		552	
225 TRINIDAD				480	
231 HONG KONG		64		184	
234 AUSTRALIA		498		1394	
306 BELGIUM		397		633	
327 FRANCE		200		5549	
335 GERMANY W		300		662	
347 JAPAN				400	
354 NETHRLNDS				210	
376 SWITZRLND		213		325	
400 U STATES		62155		725270	
		71621		764744	
CINEMATOGRAPH CAMERAS					9149
100 U KINGDOM		137		243	

IMPORTS INTO CANADA FOR CONSUMPTION

177

Articles and Countries from which Imported	MONTH OF SEPTEMBER 1956		NINE MONTHS ENDED SEPTEMBER 1956		Class Number
	Quantities	Values (\$)	Quantities	Values (\$)	
327 FRANCE				594	
335 GERMANY W				1061	
400 U STATES		9685		106832	
		9822		108730	
SURGICAL INSTRUMENTS					9150
100 U KINGDOM		11995		228341	
305 AUSTRIA		1839		2146	
306 BELGIUM				210	
318 DENMARK				248	
327 FRANCE		250		13758	
335 GERMANY W		22887		211566	
340 HUNGARY				1197	
344 ITALY		182		5104	
347 JAPAN		6090		50590	
352 MEXICO		2508		28266	
354 NETHRLNDS				4897	
359 NORWAY				52	
375 SWEDEN				16966	
376 SWITZRLND		339		6979	
390 GERMANY E				1166	
400 U STATES		285751		3471887	
		331841		4043373	
RACING SHELLS OR OARS	NO				9151
100 U KINGDOM	12	478	16	2395	
400 U STATES			3	4803	
	12	478	19	7198	
BOATS OPEN PLEASURE	NO				9152
100 U KINGDOM	5	833	405	49820	
236 NEW ZEAL			1	100	
318 DENMARK	4	1105	69	59695	
326 FINLAND			1	68	
327 FRANCE			1	170	
335 GERMANY W	14	625	109	14435	
347 JAPAN			2	540	
354 NETHRLNDS			3	954	
359 NORWAY	1	1970	8	4040	
375 SWEDEN	3	340	7	976	
381 ALASKA			2	540	
400 U STATES	92	18549	1002	259149	
	119	23422	1610	390487	
LAUNCHES PLEASURE MOTIVE POWER	NO				9153
100 U KINGDOM			31	31437	
318 DENMARK			1	2500	
335 GERMANY W			25	24293	
347 JAPAN			1	1032	
400 U STATES	13	34347	223	665946	
	13	34347	281	725208	
MATERIALS EXWHOUSE FOR VESSELS					9154
SHIPS AND VESSELS REPAIRS ON					9155
334 ST PIERRE		434		17081	
400 U STATES				43906	
		434		60987	
SHIPS FOREIGN BUILT COASTAL	NO				9156
354 NETHRLNDS			1	132000	
			1	132000	
VESSELS FOREIGN BUILT N O P					9157
100 U KINGDOM		12140		170819	
318 DENMARK				14029	
327 FRANCE				514	
335 GERMANY W				7481	
354 NETHRLNDS				226194	
375 SWEDEN				3834	
400 U STATES		5139		1138233	
		17279		1561104	
BUGGIES CUTTERS VEHICLES N O P	NO				9162
100 U KINGDOM	12	389	52	2183	
318 DENMARK			1	333	
327 FRANCE				574	
400 U STATES	309	17866	3020	213579	
	321	18255	3073	216669	
CHILDRENS CARRIAGES AND PARTS	NO				9163
100 U KINGDOM	53	1309	476	11038	
335 GERMANY W			43	1249	
354 NETHRLNDS	48	840	559	11448	
376 SWITZRLNO			3	126	
400 U STATES	46	1048	1334	13040	
	147	3197	2415	36901	
CHILDRENS SLEDS VEHICLES N O P					9164
100 U KINGDOM		1724		11690	
327 FRANCE		174		339	
335 GERMANY W				290	
354 NETHRLNDS				1294	
389 IRELAND				202	
400 U STATES		44297		315449	
		46195		329264	
SLEIGHS N O P AND PARTS	NO				9165
WAGONS AND SLEDS FARM AND PTS	NO				9166
354 NETHRLNDS	5	5930	5	7911	
400 U STATES	30	18389	1654	263878	
	35	24319	1659	271789	
WAGONS FREIGHT DRAYS AND PARTS	NO				9167
400 U STATES		186	14	3985	
		186	14	3985	

IMPORTS INTO CANADA FOR CONSUMPTION

Articles and Countries from which Imported	MONTH OF SEPTEMBER 1956		NINE MONTHS ENDED SEPTEMBER 1956		Class Number
	Quantities	Values (\$)	Quantities	Values (\$)	
WHEELBARROWS HAND TRUCKS CARTS	NO				9168
100 U KINGDOM	70	2558	1871	48339	
318 DENMARK	1	135	14	1555	
335 GERMANY W	10	109	36	530	
354 NETHRLNDS			1	235	
359 NORWAY			13	2282	
372 SPAIN			3	54	
375 SWEDEN			30	5920	
400 U STATES	4977	77349	63295	865834	
	5058	80151	65263	924749	
TRUCKS AND CARS N O P					9169
100 U KINGDOM				3096	
400 U STATES		20363		93435	
		20363		96531	
TRAILERS FOR MOTOR VEHICLES	NO				9170
100 U KINGDOM	7	3575	28	19651	
335 GERMANY W	1	292	4	1079	
347 JAPAN			1	999	
381 ALASKA	1	100	7	4755	
400 U STATES	676	1408054	6225	9418522	
	685	1412021	6265	9445006	
AIRCRAFT NOT OVER 1500 LB WT	NO				9171
100 U KINGDOM			1	500	
220 BERMUOA			2	2300	
381 ALASKA	1	3090	2	4890	
400 U STATES	15	59742	192	762461	
	16	62832	197	770151	
AIRCRAFT 1501 TO 3000 LB WT	NO				9172
100 U KINGDOM			1	750	
400 U STATES	7	66618	117	1261724	
	7	66618	118	1262474	
AIRCRAFT 3001 TO 7500 LB WT	NO				9173
400 U STATES	2	51473	27	2075017	
	2	51473	27	2075017	
AIRCRAFT OVER 7500 LB WEIGHT	NO				9174
100 U KINGDOM			4	2965967	
352 MEXICO			1	115000	
400 U STATES	2	186000	51	9289203	
	2	186000	56	12370170	
AIRCRAFT PTS EXCL U D I N G E N G P T S					9175
100 U KINGDOM		253192		2815148	
203 B E AFR				756	
207 UN SO AFR				700	
231 HONG KONG				1186	
234 AUSTRALIA		523		691	
327 FRANCE				21293	
335 GERMANY W		56		18769	
347 JAPAN				4371	
354 NETHRLNDS				30803	
360 ISRAEL				200	
363 PERU				1355	
375 SWEDEN		682		1098	
376 SWITZRLND				188	
381 ALASKA				4147	
400 U STATES		4233068		52293038	
		4487521		55193743	
PAINTINGS UNDER 20 DOLLARS	NO				9181
100 U KINGDOM	579	920	2345	4137	
231 HONG KONG			15	276	
305 AUSTRIA			300	2090	
306 BELGIUM			718	1178	
313 CHINA			12	70	
318 DENMARK	15	148	235	1642	
327 FRANCE			264	2248	
335 GERMANY W	144	69	144	69	
340 HUNGARY	1271	1388	1633	3812	
344 ITALY	123	479	560	3583	
347 JAPAN			445	498	
354 NETHRLNDS	499	1144	1116	3892	
360 ISRAEL			3	50	
372 SPAIN			43	203	
400 U STATES	93	234	553	2982	
	2724	4382	8386	26730	
PAINTINGS 20 DOLLARS OR OVER					9182
100 U KINGDOM		32387		1114567	
215 INDIA				250	
224 JAMAICA				170	
231 HONG KONG		591		811	
234 AUSTRALIA				84	
304 ARGENTINA				65	
305 AUSTRIA		1414		16706	
306 BELGIUM				633	
309 BRAZIL		200		200	
316 CUBA				100	
317 CZECHO S				130	
318 DENMARK		621		11149	
327 FRANCE		20130		121128	
335 GERMANY W		726		3661	
336 GREECE		1200		1550	
338 HAITI				570	
340 HUNGARY		679		2861	
344 ITALY		2368		37218	
347 JAPAN				80	
352 MEXICO				22884	
354 NETHRLNOS		65667		152483	
360 ISRAEL		1890		11644	

IMPORTS INTO CANADA FOR CONSUMPTION

179

Articles and Countries from which Imported	MONTH OF SEPTEMBER 1956		NINE MONTHS ENDED SEPTEMBER 1956		Class Number
	Quantities	Values (\$)	Quantities	Values (\$)	
372 SPAIN				721	
375 SWEDEN		95		270	
376 SWITZRLND		40730		74728	
400 U STATES		545452		1855402	
		714150		3430069	
STATUES AND STATUETTES					9183
100 U KINGDOM		1555		27287	
203 B E AFR		155		915	
215 INDIA		69		1655	
217 CEYLON				1193	
231 HONG KONG		2240		7125	
305 AUSTRIA		166		3365	
306 BELGIUM				233	
313 CHINA				1620	
318 DENMARK		348		502	
327 FRANCE		294		2289	
335 GERMANY W		5946		17460	
338 HAITI				320	
344 ITALY		5380		31488	
347 JAPAN		5328		51941	
352 MEXICO				223	
354 NETHRLNDS		63		63	
355 INDONESIA				70	
360 ISRAEL				282	
375 SWEDEN		92		501	
376 SWITZRLND				179	
390 GERMANY E		242		3012	
400 U STATES		6676		71238	
		28554		222961	
PORCELAIN STATUES					9184
100 U KINGDOM		19836		338387	
231 HONG KONG		1412		4699	
305 AUSTRIA		388		2897	
306 BELGIUM				212	
317 CZECHO S				994	
318 DENMARK		521		16160	
327 FRANCE		440		2524	
335 GERMANY W		7176		86915	
336 GREECE		174		288	
340 HUNGARY				198	
344 ITALY		4889		16908	
347 JAPAN		28204		263244	
354 NETHRLNDS		161		161	
375 SWEDEN				284	
390 GERMANY E		1348		14534	
400 U STATES		1749		38949	
		66298		787354	
SCULPTURES CANADIAN MODELS					9185
100 U KINGDOM				385	
344 ITALY				220	
400 U STATES				655	
				1260	
MATERIAL FOR HARD METAL COMPS					9187
100 U KINGDOM				20258	
400 U STATES		60584		562526	
		60584		582784	
MATERIAL FOR FISHING EQUIPMENT					9189
100 U KINGDOM				1538	
335 GERMANY W				2618	
400 U STATES		80		80	
		80		4236	
MATERIALS FOR CYANIDE MFR					9190
400 U STATES				2689	
				2689	
ARTICLES FOR FERTILIZER MFR					9191
100 U KINGDOM		164		1915	
327 FRANCE		1637		22731	
335 GERMANY W				228384	
376 SWITZRLND				269	
400 U STATES		116274		2272752	
		118075		2526051	
ARTICLES FOR GOVERNOR GENERAL					9192
100 U KINGDOM				2228	
327 FRANCE				1185	
360 ISRAEL				416	
400 U STATES				404	
				4233	
ARTICLES FOR CONSULS					9193
100 U KINGDOM		13388		86583	
207 UN SO AFR				3537	
215 INDIA		110		2046	
223 BARBADOS				388	
225 TRINIDAD				390	
234 AUSTRALIA		100		1667	
236 NEW ZEAL		50		1600	
304 ARGENTINA		2000		8693	
305 AUSTRIA		650		995	
306 BELGIUM		150		2374	
309 BRAZIL				551	
312 CHILE				200	
313 CHINA				592	
315 C RICA				62	
316 CUBA				369	
317 CZECHO S				8172	
318 DENMARK				1822	
322 EGYPT				3000	

IMPORTS INTO CANADA FOR CONSUMPTION

Articles and Countries from which Imported	MONTH OF SEPTEMBER 1956		NINE MONTHS ENDED SEPTEMBER 1956		Class Number
	Quantities	Values (\$)	Quantities	Values (\$)	
327 FRANCE		12394		45441	
335 GERMANY W		6702		58908	
336 GREECE				52	
337 GUATEMALA				3000	
338 HAITI				1131	
340 HUNGARY				2000	
342 IRAN		435		707	
344 ITALY		9559		19360	
347 JAPAN		100		4595	
352 MEXICO				1577	
354 NETHRLNDS		13236		33197	
355 INDONESIA				300	
357 NETH ANT				511	
359 NORWAY		1150		1324	
360 ISRAEL		7695		8020	
363 PERU				4000	
364 PHIL				850	
365 POLAND		1450		12795	
366 PORTUGAL		240		10989	
367 AZORES				113	
371 THAILAND				100	
372 SPAIN		148		3393	
375 SWEDEN		155		6115	
376 SWITZRLND				3941	
379 TURKEY				185	
380 USSR				3355	
384 P RICO				55	
387 VENEZUELA				5587	
388 YUGO SLAV				152	
400 U STATES		39999		598350	
		109711		953144	
CANADIAN GOODS RETURNED					9195
100 U KINGDOM		10121		260349	
203 B E AFR				5000	
207 UN SO AFR				667	
215 INDIA				25649	
216 PAKISTAN				4369	
217 CEYLON		2000		19000	
218 MALAYA				3010	
220 BERMUDA				18544	
221 B GUIANA				1668	
222 B HOMD				3513	
223 BARBADDS				3121	
224 JAMAICA		958		6234	
225 TRINIDAD				2406	
227 BAHAMAS				4528	
231 HONG KONG				7931	
232 MALTA				300	
234 AUSTRALIA		9220		16369	
236 NEW ZEAL		580		9619	
305 AUSTRIA				1269	
306 BELGIUM		838		50160	
309 BRAZIL				100	
314 COLOMBIA				2418	
316 CUBA		100		6034	
317 CZECHO S				7500	
318 DENMARK				104	
320 DOM REP				835	
325 ETHIOPIA				1800	
326 FINLAND				300	
327 FRANCE		292		10870	
328 FR AFRICA				238	
334 ST PIERRE				1232	
335 GERMANY W		132		24078	
336 GREECE				4926	
338 HAITI				12634	
339 HONDURAS				495	
341 ICELAND				100	
344 ITALY		799		1671	
347 JAPAN		378		452	
348 KOREA				172	
352 MEXICO				3024	
354 NETHRLNDS		66787		73684	
355 INDONESIA				1831	
359 NORWAY		163		263	
360 ISRAEL				1832	
363 PERU				39772	
366 PORTUGAL				94	
371 THAILAND				9000	
375 SWEDEN		1500		2545	
376 SWITZRLND		217		6266	
381 ALASKA		2070		17663	
383 HAWAII				3215	
384 P RICO				650	
387 VENEZUELA				5201	
392 SYRIA				180	
400 U STATES		449026		7089175	
		545181		7774060	
ARMS ETC BRITISH OR NATO CTYS					9196
100 U KINGDOM		160522		973806	
231 HONG KONG				8237	
305 AUSTRIA				421	
306 BELGIUM				87433	
316 CUBA		1687		2758	
318 DENMARK		8075		43909	
321 ECUADOR				200	

IMPORTS INTO CANADA FOR CONSUMPTION

Articles and Countries from which Imported	MONTH OF SEPTEMBER 1956		NINE MONTHS ENDED SEPTEMBER 1956		Class Number
	Quantities	Values (\$)	Quantities	Values (\$)	
327 FRANCE		7 254		14 1743	
334 ST PIERRE				282	
335 GERMANY W		217 222		835 287	
344 ITALY		697		21872	
347 JAPAN		3148		18976	
353 MOROCCO				459	
354 NETHRLNDS				16922	
359 NORWAY				23143	
371 THAILAND		968		25717	
372 SPAIN		1160		17167	
375 SWEDEN		1073		10120	
376 SWITZRLND		2295		39821	
381 ALASKA		73852		198491	
384 P RICO				400	
400 U STATES		6429302		35378503	
		6907255		37845667	
EXWAREHOUSED SHIPS STORES NOP					9197
100 U KINGDOM		3311		27877	
221 B GUIANA				782	
223 BARBADOS		185		543	
224 JAMAICA				85	
327 FRANCE		364		3634	
354 NETHRLNDS		357		1699	
359 NORWAY		70		470	
400 U STATES		17629		97510	
		21916		132600	
ARTICLES EXWHOUSE FOR EXCISE					9198
BATTERY JARS GLASS OR RUBBER					9199
100 U KINGDOM				8414	
335 GERMANY W		402		2625	
376 SWITZRLND				442	
400 U STATES		56928		831943	
		57330		843424	
CASUAL DONATIONS					9201
100 U KINGDOM		50		502	
220 BERMUDA				2285	
224 JAMAICA				100	
335 GERMANY W				331	
344 ITALY				150	
354 NETHRLNDS				67	
359 NORWAY				130	
375 SWEDEN				1058	
400 U STATES		1781		109319	
		1831		113942	
CORSET CLASPS STEELS WIRES					9202
100 U KINGDOM				3698	
400 U STATES		966		15320	
		966		19018	
FEATHERS FLOWERS ART FOR HATS					9204
100 U KINGDOM				2756	
216 PAKISTAN		501		501	
305 AUSTRIA				230	
317 CZECHO S		318		6400	
327 FRANCE		4888		38249	
335 GERMANY W		8255		53075	
344 ITALY				1359	
347 JAPAN		11000		83937	
376 SWITZRLND				1815	
390 GERMANY E		5503		34375	
400 U STATES		11907		129485	
		42372		352182	
LIFEBOATS LIFESAVING APPARATUS					9205
100 U KINGDOM				64	
400 U STATES				674	
				738	
INTERNATIONAL BRIDGE MATERIAL					9206
MINERS RESCUE APPLIANCES					9207
100 U KINGDOM		1737		14750	
318 DENMARK				283	
335 GERMANY W				8435	
354 NETHRLNDS				615	
400 U STATES		148436		1485776	
		150173		1509859	
MATERIALS FOR TEXTILE PRINTING					9208
100 U KINGDOM		1320		23768	
400 U STATES		9340		132607	
		10660		156375	
SALTS OF THORIUM OR CERIUM					9209
400 U STATES		5910		35730	
		5910		35730	
SPURS AND STILTS					9210
400 U STATES		892		6608	
		892		6608	
VACCINE AND PLASMA CONTAINERS					9212
400 U STATES		6955		159969	
		6955		159969	
GOODS FREE BY ORDER IN COUNCIL					9213
100 U KINGDOM				40507	
216 PAKISTAN		461		461	
234 AUSTRALIA				261	
327 FRANCE				12408	
335 GERMANY W		410		9995	
387 VENEZUELA				27000	
400 U STATES		768		700797	
		1639		791429	

IMPORTS INTO CANADA FOR CONSUMPTION

Articles and Countries from which Imported	MONTH OF SEPTEMBER 1956		NINE MONTHS ENDED SEPTEMBER 1956		Class Number
	Quantities	Values (\$)	Quantities	Values (\$)	
ARTICLES FOR MFR TOBACCO PIPES					9 214
100 U KINGDOM				355	
400 U STATES		406		7957	
		406		8312	
SAFETY GLASS SHEET ADHESIVES					9 215
400 U STATES		97577		941686	
		97577		941686	
TOURIST PURCHASES DUTY FREE					9 228
100 U KINGDOM		224559		1090688	
202 ADEN				423	
203 B E AFR				75	
207 UN SO AFR				304	
215 INDIA				684	
216 PAKISTAN		101		101	
218 MALAYA		327		950	
220 BERMUDA		4335		101114	
221 B GUIANA		104		1112	
222 B HOND				31740	
223 BARBADOS				11232	
224 JAMAICA		192		13065	
225 TRINIDAD		663		11681	
227 BAHAMAS		110		13888	
230 GIBRALTAR		74		958	
231 HONG KONG		725		4966	
234 AUSTRALIA		97		1757	
236 NEW ZEAL				351	
304 ARGENTINA		40		596	
305 AUSTRIA		1868		7477	
306 BELGIUM		939		9895	
308 BOLIVIA				54	
309 BRAZIL				1071	
312 CHILE				90	
313 CHINA				421	
316 CUBA		27		7991	
317 CZECHO S				153	
318 DENMARK		811		16841	
319 GREENLAND		342		8112	
322 EGYPT		83		474	
326 FINLAND		576		1649	
327 FRANCE		28693		157693	
329 INDOCHINA		501		1586	
334 ST PIERRE		1161		3113	
335 GERMANY W		17808		93992	
336 GREECE		197		1360	
338 HAITI				2205	
340 HUNGARY				235	
341 ICELAND		72		1541	
344 ITALY		8652		49305	
347 JAPAN		621		11496	
348 KOREA				250	
352 MEXICO		4171		57602	
354 NETHRLNDS		3250		30426	
355 INDONESIA				361	
357 NETH ANT		311		3162	
359 NORWAY		480		2308	
360 ISRAEL		170		1972	
361 PANAMA				2245	
363 PERU				1116	
365 POLAND				699	
366 PORTUGAL				197	
367 AZORES		86		5610	
372 SPAIN		1758		6409	
375 SWEDEN		346		4114	
376 SWITZRLND		5699		27265	
379 TURKEY				13	
380 USSR		411		836	
381 ALASKA				1823	
383 HAWAII		2014		49470	
384 PRICO				1786	
387 VENEZUELA				3271	
388 YUGO SLAV		219		462	
389 IRELAND		1434		8609	
392 SYRIA				63	
400 U STATES		8368020		54793735	
		8682597		56666243	
CARTRIDGES SHOT GUN SHELLS					9 237
100 U KINGDOM		91		91	
305 AUSTRIA				254	
335 GERMANY W				62	
400 U STATES		17742		65030	
		17833		65437	
DEXTROSE SOLUTIONS THERAPEUTIC					9 238
400 U STATES		29183		260696	
		29183		260696	
METALLIC CARTRIDGES AMMUNITION					9 239
100 U KINGDOM		693		8458	
306 BELGIUM				1452	
335 GERMANY W				2732	
375 SWEDEN				1341	
376 SWITZRLND				986	
400 U STATES		9055		100482	
		9748		115451	
BLACKBOARDS OF SLATE OR PAPER					9 240
335 GERMANY W		66		66	
344 ITALY		4465		27656	
366 PORTUGAL		746		4601	

IMPORTS INTO CANADA FOR CONSUMPTION

Articles and Countries from which Imported	MONTH OF SEPTEMBER 1956		NINE MONTHS ENDED SEPTEMBER 1956		Class Number
	Quantities	Values (\$)	Quantities	Values (\$)	
400 U STATES		23638		324621	
PRESENTATIONS FOR LIFE SAVING		28915		356944	9241
400 U STATES				629	
BIOLOGICAL PRODUCTS N O P				629	9242
100 U KINGDOM		4171		22802	
234 AUSTRALIA		494		2725	
327 FRANCE				281	
352 MEXICO				3617	
375 SWEDEN		531		797	
376 SWITZRLND		467		1078	
381 ALASKA				50	
400 U STATES		115545		1190914	
BASKETS OF ALL KINDS N O P		121208		1222264	9243
100 U KINGDOM				4337	
215 INDIA				221	
231 HONG KONG		6836		30595	
305 AUSTRIA		110		264	
306 BELGIUM		904		17245	
313 CHINA				59	
317 CZECHO S		10287		16633	
318 DENMARK				323	
327 FRANCE				2234	
335 GERMANY W		3988		11265	
340 HUNGARY				5840	
344 ITALY		1384		7568	
347 JAPAN		3518		44023	
352 MEXICO				1830	
365 POLAND				29027	
366 PORTUGAL		916		14800	
367 AZORES		4100		12806	
372 SPAIN				807	
375 SWEDEN				81	
388 YUGO SLAV		228		2290	
400 U STATES		29604		149515	
COMMUNION SETS CHURCH ARTICLES		61875		351763	9244
100 U KINGDOM		5366		28746	
215 INDIA				97	
231 HONG KONG		796		6535	
305 AUSTRIA				2238	
306 BELGIUM		912		5555	
317 CZECHO S		3495		33365	
327 FRANCE		9745		210362	
335 GERMANY W		5277		54810	
344 ITALY		36067		305978	
347 JAPAN		21260		103019	
354 NETHRLNDS		50		1272	
360 ISRAEL				3605	
365 POLAND				581	
366 PORTUGAL				455	
371 THAILAND				102	
372 SPAIN				1689	
376 SWITZRLND				422	
378 JORDAN				95	
389 IRELAND		113		4598	
390 GERMANY E		118		1057	
400 U STATES		37131		360136	
CARTRIDGE CASES GUN WADS CAPS		120330		1184717	9246
100 U KINGDOM				25922	
359 NORWAY				1246	
375 SWEDEN				165	
400 U STATES		1218		23293	
AMMUNITION N O P		1218		50626	9247
100 U KINGDOM		153325		2340861	
327 FRANCE				11285	
335 GERMANY W				9472	
359 NORWAY				4000	
400 U STATES		77843		1093172	
DAMAGED GOODS N O P		231168		3458790	9248
ELECTRICAL ENERGY	KWH				9249
400 U STATES	1225934	10594	92491466	443560	
ICE	1225934	10594	92491466	443560	9251
400 U STATES		290		7247	
INCUBATORS BROODERS AND PARTS	NO			7247	9252
100 U KINGDOM			4	458	
400 U STATES	796	67204	21209	819911	
IRON BAND PRESSURE BLASTING	796	67204	21213	820369	9253
100 U KINGDOM		2457		31829	
335 GERMANY W				842	
400 U STATES		45706		522168	
BALL POINT PENS AND PARTS		48163		554839	9254
100 U KINGDOM		249		1829	
318 DENMARK				106	
327 FRANCE				1001	
335 GERMANY W		1508		8038	

IMPORTS INTO CANADA FOR CONSUMPTION

Articles and Countries from which Imported	MONTH OF SEPTEMBER 1956		NINE MONTHS ENDED SEPTEMBER 1956		Class Number
	Quantities	Values (\$)	Quantities	Values (\$)	
344 ITALY		1839		1973	
347 JAPAN		1199		10044	
375 SWEDEN				203	
376 SWITZRLND				275	
400 U STATES		150448		1231112	
ALABASTER SPAR AMBER ORNAMENTS		155243		1254581	9255
100 U KINGDOM		8121		85661	
203 B E AFR				272	
215 INDIA				390	
231 HONG KONG		1588		7187	
305 AUSTRIA		233		3366	
306 BELGIUM				695	
317 CZECHO S		53		327	
318 DENMARK		245		1235	
327 FRANCE		3433		11315	
335 GERMANY W		25863		75891	
344 ITALY		4412		25009	
347 JAPAN		33310		174719	
354 NETHRLNDS				322	
365 POLAND		6128		27164	
366 PORTUGAL				417	
372 SPAIN				228	
375 SWEDEN				270	
376 SWITZRLND				529	
390 GERMANY E		23512		59908	
400 U STATES		29383		168568	
MACHINE CARD CLOTHING		136281		643473	9256
100 U KINGDOM		5493		138126	
306 BELGIUM				2532	
400 U STATES		4795		86614	
PENCILS LEAD NON PROPELLING		10288		227272	9257
100 U KINGDOM	GROSS 420	1016	4639	10788	
317 CZECHO S			4977	6975	
327 FRANCE			126	933	
335 GERMANY W	397	1374	9555	33336	
344 ITALY			75	206	
347 JAPAN	1920	1197	17935	14236	
400 U STATES	771	1594	13211	49000	
PENCILS LEAD N O P	3508	5181	50518	115474	9258
100 U KINGDOM				3022	
327 FRANCE		81		468	
335 GERMANY W		468		23543	
344 ITALY				5152	
347 JAPAN				1107	
376 SWITZRLND		195		2899	
400 U STATES		10122		114095	
PENS FOUNTAIN EXCPT BALL POINT		10866		150286	9259
100 U KINGDOM				795	
327 FRANCE		225		225	
335 GERMANY W		4109		16919	
344 ITALY		3258		10898	
347 JAPAN		96		906	
376 SWITZRLND				713	
400 U STATES		7307		73653	
PENS N O P PENHOLDERS RULERS		14995		104109	9260
100 U KINGDOM		801		36979	
335 GERMANY W		94		6818	
344 ITALY		170		914	
347 JAPAN		215		686	
376 SWITZRLND				122	
400 U STATES		17728		133594	
PRECIOUS STONES NOT MOUNTED		19008		179113	9262
100 U KINGDOM		19106		174171	
215 INDIA				13981	
217 CEYLON				1187	
231 HONG KONG		527		2026	
234 AUSTRALIA		450		4039	
305 AUSTRIA		32324		225543	
306 BELGIUM				664	
309 BRAZIL				278	
314 COLOMBIA				429	
317 CZECHO S		8183		93877	
327 FRANCE		8749		51360	
335 GERMANY W		18646		150676	
344 ITALY		856		8837	
347 JAPAN		34293		309332	
352 MEXICO		1119		13525	
354 NETHRLNDS				199	
371 THAILAND				3906	
372 SPAIN				2223	
376 SWITZRLND		340		29879	
400 U STATES		36628		371135	
PULLEYS BELT POWER TRANS NOP		161221		1457267	9263
100 U KINGDOM		2226		29439	
335 GERMANY W		188		6889	
354 NETHRLNDS		522		2013	
400 U STATES		79825		733497	
		82761		771838	

IMPORTS INTO CANADA FOR CONSUMPTION

185

Articles and Countries from which Imported	MONTH OF SEPTEMBER 1956		NINE MONTHS ENDED SEPTEMBER 1956		Class Number
	Quantities	Values (\$)	Quantities	Values (\$)	
SETTLERS EFFECTS					9 2 6 4
100 U KINGDOM		389963		3045610	
203 B E AFR		4257		13207	
205 RHOD NYAS				1920	
207 UN SO AFR		3620		57353	
208 BSA OTHER				2944	
210 G COAST		500		500	
211 NIGERIA		551		1071	
215 INOIA		3450		27186	
216 PAKISTAN		400		7228	
217 CEYLON				17910	
218 MALAYA		5135		9040	
220 BERMUDA		3240		23902	
221 B GUIANA		1175		12915	
223 BARBADOS		378		3253	
224 JAMAICA		7400		36446	
225 TRINIDAD		2735		8218	
227 BAHAMAS		140		540	
228 LEEW WIND		800		1200	
231 HONG KONG		1800		29780	
232 MALTA		2800		12200	
234 AUSTRALIA		10458		66319	
235 FIJI				300	
236 NEW ZEAL		950		39192	
304 ARGENTINA		7500		66660	
305 AUSTRIA		8525		128849	
306 BELGIUM		31169		178848	
308 BOLIVIA				650	
309 BRAZIL		2710		19548	
312 CHILE		1000		1600	
313 CHINA				7000	
314 COLOMBIA		1285		6655	
315 C RICA				3000	
316 CUBA				7648	
317 CZECHO S		825		11595	
318 DENMARK		21471		158171	
320 DOM REP				300	
321 ECUADOR				200	
322 EGYPT		500		9719	
325 ETHIOPIA				600	
326 FINLAND		4200		15670	
327 FRANCE		47162		263079	
328 FR AFRICA		2500		3275	
329 INDOCHINA				164	
331 FR OCEANA				200	
334 ST PIERRE				458	
335 GERMANY W		220827		2439187	
336 GREECE		6600		23595	
338 HAITI				55	
340 HUNGARY		150		5630	
341 ICELAND				3550	
343 IRAQ				22025	
344 ITALY		7370		118486	
347 JAPAN		6830		33496	
348 KOREA				6417	
349 LATVIA		650		1874	
350 LIBERIA				423	
351 LITHUANIA				1095	
352 MEXICO		11427		19777	
353 MOROCCO		1000		11798	
354 NETHRLNDS		109776		1715215	
355 INDONESIA				1200	
357 NETH ANT		100		10490	
358 NICARAGUA				5767	
359 NORWAY		7380		35655	
360 ISRAEL		760		29355	
361 PANAMA				2250	
363 PERU		2745		5455	
364 PHIL		845		14087	
365 POLAND				2855	
366 PORTUGAL				4093	
371 THAILAND				60	
372 SPAIN		8320		17755	
373 CANARY IS				278	
374 SPAN AFR				400	
375 SWEDEN		15820		77745	
376 SWITZRLND		10739		178197	
379 TURKEY		750		9285	
380 USSR				270	
381 ALASKA		4082		15625	
383 HAWAII				4568	
384 P RICO		800		3325	
386 URUGUAY				400	
387 VENEZUELA		3125		22263	
388 YUGO SLAV		1300		4113	
389 IRELAND		625		21045	
391 LEBANON		810		2975	
392 SYRIA				75	
400 U STATES		1847976		13361188	
		2839406		22535520	
SHOW CASES AND METAL PARTS					9 2 6 5
100 U KINGDOM				472	
335 GERMANY W		955		4067	
347 JAPAN				292	
400 U STATES		42426		292290	
		43381		297121	

IMPORTS INTO CANADA FOR CONSUMPTION

Articles and Countries from which Imported	MONTH OF SEPTEMBER 1956		NINE MONTHS ENDED SEPTEMBER 1956		Class Number
	Quantities	Values (\$)	Quantities	Values (\$)	
SIGNS LETTERS OTHER THAN PAPER					9 266
100 U KINGDOM		4 089		2 151 2	
306 BELGIUM		478		478	
318 DENMARK		111		111	
327 FRANCE		533		1 046	
335 GERMANY W				3 763	
344 ITALY				367	
347 JAPAN				50	
354 NETHRLNDS				563	
375 SWEDEN				597	
376 SWITZRLND		610		1 501	
400 U STATES		3 392 9		5 123 52	
		39 750		54 234 0	
MEASURING RULES AND TAPES					
100 U KINGDOM		6 695		9 626 4	
305 AUSTRIA				133	
317 CZECHO S				314	
335 GERMANY W		2 871		3 611 5	
347 JAPAN		1 578		3 270	
354 NETHRLNDS		1 043		3 032	
376 SWITZRLND		267		611	
400 U STATES		49 119		43 176 6	
		61 573		57 150 5	
WASTE AND JUNK N O P					9 269
100 U KINGDOM	CWT	44		220	
400 U STATES		201 67		4 754	
		202 11		4 974	
WAX VEGETABLE AND MINERAL NOP					9 270
100 U KINGDOM	LB	480		1 190 3	
309 BRAZIL		12 427 7		99 011	
335 GERMANY W				179 484 6	
352 MEXICO		900		666	
354 NETHRLNDS				6 657 6	
390 GERMANY E				4 400	
400 U STATES		1 382 6		125 335	
		139 483		106 185	
				2 380 113	
				1 493 220	
WAX AND MANUFACTURES N O P					9 271
100 U KINGDOM				730	
335 GERMANY W				5 323	
344 ITALY					
352 MEXICO					
400 U STATES				2 149 1	
				27 544	
WHIPS AND PARTS					9 272
100 U KINGDOM				113	
400 U STATES				590	
				703	
WINDOW CORNICES CORNICE POLES					9 273
354 NETHRLNDS				519	
400 U STATES				111	
				111	
				630	
UNENUMERATED ARTICLES					9 274
SHIPMENTS UNDER 50 DOLLARS					9 275
100 U KINGDOM		1 024 55		888 576	
203 B E AFR				276	
205 RHOD NYAS				51	
207 UN SO AFR		209		1 137	
208 BSA OTHER		58		96	
210 G COAST				10	
211 NIGERIA		38		50	
215 INDIA		724		5 242	
216 PAKISTAN		248		685	
217 CEYLON		4		65	
218 MALAYA		14		186	
220 BERMUDA		126		683	
221 B GUIANA		108		900	
222 B HOND		48		130	
223 BARBADOS		173		753	
224 JAMAICA		113		1 240	
225 TRINIDAD		49		408	
227 BAHAMAS		22		213	
228 LEEW WIND				104	
231 HONG KONG		10 741		71 663	
232 MALTA				59	
234 AUSTRALIA		687		4 196	
235 FIJI				127	
236 NEW ZEAL		4		569	
303 ARABIA		26		26	
304 ARGENTINA				595	
305 AUSTRIA		1 343		9 173	
306 BELGIUM		2 183		18 218	
309 BRAZIL				263	
310 BULGARIA				37	
312 CHILE		18		543	
313 CHINA		85		1 178	
314 COLOMBIA		17		141	
315 C RICA				56	
316 CUBA		251		1 800	
317 CZECHO S		682		3 717	
318 DENMARK		2 188		12 834	
319 GREENLAND				6	
321 ECUADOR		89		1 286	
322 EGYPT				480	
324 ESTONIA		135		135	
325 ETHIOPIA				12	

IMPORTS INTO CANADA FOR CONSUMPTION

Articles and Countries from which Imported	MONTH OF SEPTEMBER 1956		NINE MONTHS ENDED SEPTEMBER 1956		Class Number
	Quantities	Values (\$)	Quantities	Values (\$)	
326 FINLAND		244		1117	
327 FRANCE		9890		104388	
328 FR AFRICA		50		76	
329 INDOCHINA				338	
332 FR WIND				20	
334 ST PIERRE				621	
335 GERMANY W		24976		190058	
336 GREECE		91		800	
337 GUATEMALA		219		1221	
338 HAITI		35		507	
339 HONDURAS		43		170	
340 HUNGARY		180		1271	
344 ITALY		6905		45434	
345 LIBYA		38		274	
347 JAPAN		11478		83635	
348 KOREA				56	
349 LATVIA		33		33	
352 MEXICO		531		4884	
353 MOROCCO				233	
354 NETHRLNDS		7131		47318	
355 INDONESIA				46	
357 NETH ANT		28		168	
358 NICARAGUA				3	
359 NORWAY		398		3988	
360 ISRAEL		73		623	
361 PANAMA				105	
363 PERU				193	
364 PHIL				63	
365 POLAND		7		671	
366 PORTUGAL		175		1637	
367 AZORES		6		358	
370 ROUMANIA				33	
371 THAILAND		4		215	
372 SPAIN		655		4439	
375 SWEDEN		2429		17086	
376 SWITZRLND		3537		36521	
378 JORDAN		56		134	
379 TURKEY				63	
380 USSR		101		1735	
381 ALASKA		3314		21687	
383 HAWAII		209		2142	
384 P RICO		60		1233	
385 U S OCEA		10		10	
386 URUGUAY				132	
387 VENEZUELA				31	
388 YUGO SLAV		84		329	
389 IRELAND		77		853	
390 GERMANY E		553		2635	
391 LEBANON		55		423	
392 SYRIA		75		158	
400 U STATES		3593783		34762405	
		3790371		36370492	



Value, Price and Volume Indexes of Imports for Consumption

The following table gives index numbers of the declared (statistical) value of imports for consumption by months, and of the unit value (price) and volume of these imports. The value index expresses the value of imports in a given month as a percentage of the monthly average in the base year. The price index is of the fixed-weight aggregative (Laspeyre) type, and combines unit values calculated from the monthly import statistics with specified wholesale or other price quotations. These latter quotations are used where inadequate quantity reporting or insufficiently homogeneous items in the trade statistics prevent the obtaining of sufficiently representative unit value series. The volume index is derived by dividing the value index by the corresponding price index, and is, therefore, of the currently-weighted (Paasche) type. These indexes are computed with 1948 as an interim reference base pending conversion to the Bureau's official post-war reference base (1949).

In computing the price index certain adjustments were made to the regular grouping of commodities used in the trade statistics, and all three indexes are presented on the basis of these adjusted groups. The chief adjustments are as follows: the two groups "agricultural and vegetable products" and "animals and animal products" have been combined into one group now titled "agricultural and animal products"; the sub-group "rubber and its products" (1680-1730) and the item "advertising matter" (4291) have been transferred to the "miscellaneous products" group; the item "arms, etc., British or N.A.T.O. countries" (9196) has been deducted from the "miscellaneous products" total and the grand total; three "ships" items (9155-57) have been transferred to the "iron and steel and their products" group; and a few other adjustments designed to improve group classification by component material have been made.

These indexes are currently computed from the original data for months, quarters and calendar years. Approximate indexes for other periods may be obtained by averaging the monthly values. Although such indexes will be less accurate than would result from a separate computation based on the original data, the margin of error is insufficient to necessitate a lengthy separate computation.

A complete record of these series by months for the post-war period is published in issues of Volume I of the annual report "Trade of Canada". Some additional commodity information appears in issues of the "Review of Foreign Trade". Details of the computation of the price indexes are given in D.B.S. Reference Paper, No. 8, 1950, titled "Export and Import Price Indexes by Months, July, 1945 - June, 1950 (1948 = 100)".

Interim base, 1948 = 100

Iron and Steel and their Products			Non-Ferrous Metals and their Products			Non-Metallic Minerals and their Products			Chemicals and Fertilizers			Miscellaneous Products			
1954	1955	1956	1954	1955	1956	1954	1955	1956	1954	1955	1956	1954	1955	1956	
INDEX OF DECLARED VALUES															
144.8	152.7	229.7	202.6	228.5	269.9	86.3	79.4	112.1	149.3	173.2	212.5	227.5	268.5	341.7	1
158.5	155.9	234.2	192.5	203.1	274.7	78.0	78.0	97.3	157.6	166.4	224.6	263.9	300.3	338.1	2
198.1	205.0	311.7	221.5	242.7	297.5	83.9	87.6	92.0	194.0	208.6	232.6	344.0	357.0	394.6	3
198.0	210.6	356.4	213.9	225.5	332.6	81.3	91.2	113.7	181.7	203.6	282.4	330.8	398.8	457.8	4
199.4	236.9	346.9	212.0	253.1	350.8	90.8	115.9	133.5	191.1	238.8	288.9	361.0	461.5	446.1	5
222.8	219.7	303.5	247.2	239.9	330.2	122.3	113.7	132.6	221.4	226.4	246.4	410.9	372.8	378.6	6
172.2	202.9	284.4	223.5	211.6	336.2	107.2	105.6	133.5	179.0	212.1	251.7	347.1	403.7	404.0	7
147.5	208.5	246.9	225.6	283.9	338.6	102.0	139.3	158.8	182.3	232.0	227.2	391.7	431.5	412.5	8
135.6	202.2	243.2	257.5	304.8	314.9	104.3	118.3	132.3	186.0	239.8	213.4	339.6	492.2	362.4	9
133.2	225.7		285.5	341.6		106.5	141.1		201.5	262.6		347.7	430.4		10
151.2	218.7		281.6	347.4		117.9	138.7		210.5	250.0		397.1	381.0		11
149.9	208.1		264.6	274.9		102.5	102.3		171.5	208.2		305.1	333.7		12
167.6	203.9		235.7	263.1		98.6	109.3		185.5	218.5		338.9	386.0		AI
INDEX OF PRICES															
120.6	120.4	131.8	118.2	121.6	131.5	106.3	100.4	101.6	108.9	107.5	111.9	102.7	111.8	128.6	1
119.7	121.9	132.8	117.5	122.3	132.2	105.1	100.3	101.3	108.2	108.4	112.1	101.8	114.7	126.8	2
120.2	123.3	133.2	118.1	123.1	132.5	102.8	101.2	103.2	110.1	109.4	112.6	102.5	117.6	127.0	3
121.3	123.6	133.3	119.8	124.4	132.4	103.3	102.2	103.5	109.5	109.7	112.6	102.4	119.2	122.8	4
121.3	123.6	133.1	120.5	124.4	133.5	102.8	100.6	102.3	109.0	110.1	111.8	103.4	116.9	118.9	5
120.9	123.7	132.8	120.9	125.2	134.0	102.2	99.3	102.1	108.5	109.7	111.9	104.3	115.3	118.0	6
120.2	123.8	132.6	120.4	124.3	132.4	101.8	99.7	100.4	108.1	109.1	111.2	104.9	115.5	113.6	7
119.7	124.1	132.8	120.1	124.3	132.4	101.0	99.3	101.4r	106.6	109.4	111.0r	105.5	118.0	111.4	8
119.9	126.5	132.4	119.8	125.2	131.8	100.4	100.1	100.1	107.1	109.2	111.0	107.5	126.2	113.1	9
120.0	128.7		120.4	126.6		100.3	101.0		107.7	111.0		107.1	130.3		10
120.2	130.4		120.4	130.1		101.6	101.7		108.5	111.8		107.5	132.1		11
120.2	131.5		120.5	131.0		100.5	102.2		108.4	111.9		110.5	131.2		12
120.4	125.2		120.4	124.8		102.1	100.6		108.1	109.9		105.3	119.7		AI
INDEX OF PHYSICAL VOLUME															
120.1	126.8	174.3	171.4	187.9	205.2	81.2	79.1	110.3	137.1	161.1	189.0	221.5	240.2	265.7	1
132.4	127.9	176.4	163.8	166.1	207.8	74.2	77.8	96.1	145.7	153.5	200.4	259.2	261.8	266.6	2
164.8	166.3	234.0	187.6	197.2	224.5	81.6	86.6	89.1	176.2	190.7	206.6	335.6	303.6	310.7	3
163.2	170.4	267.4	178.5	181.3	251.2	78.7	89.2	109.9	165.9	185.6	250.8	323.0	334.6	372.8	4
164.4	191.7	260.6	175.9	203.5	262.8	88.3	115.2	130.5	175.3	216.9	258.4	349.1	394.8	375.2	5
184.3	177.6	228.5	204.5	191.6	246.4	119.7	114.5	129.9	204.1	206.4	220.2	394.0	323.3	320.8	6
143.3	163.9	214.5	185.6	170.2	253.9	105.3	105.9	133.0	165.6	194.4	226.3	330.9	349.5	355.6	7
123.2	168.0	185.9	187.8	228.4	255.7	101.0	140.3	156.6r	171.0	212.1	204.7r	371.3	365.7	370.3	8
113.1	159.8	183.7	214.9	243.5	238.9	103.9	118.2	132.2	173.7	219.6	192.3	315.9	390.0	320.4	9
111.0	175.4		237.1	269.8		106.2	139.7		187.1	236.6		324.6	330.3		10
125.8	167.7		233.9	267.0		116.0	136.4		194.0	223.6		369.4	288.4		11
124.7	158.3		219.6	209.8		102.0	100.1		158.2	186.1		276.1	254.3		12
139.2	162.9		195.8	210.8		96.6	108.6		171.6	198.8		321.8	322.5		AI


MONTHLY INDEX NUMBERS OF DECLARED VALUES, PRICES AND PHYSICAL VOLUME OF IMPORTS FOR CONSUMPTION, BY GROUPS

Interim base, 1948 = 100

Month	Total			Agricultural and Animal Products			Fibres and Textiles			Wood Products and Paper			
	1954	1955	1956	1954	1955	1956	1954	1955	1956	1954	1955	1956	
INDEX OF DECLARED VALUES													
1	January	127.2	139.0	183.2	107.1	127.4	132.2	84.2	104.1	126.0	196.4	212.2	278.9
2	February	132.8	139.3	183.5	110.2	124.5	137.6	89.5	100.3	126.0	214.4	238.4	313.1
3	March	160.3	168.6	210.0	130.5	134.4	137.8	108.4	121.5	125.5	248.7	263.4	307.7
4	April	157.8	172.9	240.0	146.9	147.5	156.3	95.5	116.0	132.7	213.8	241.2	311.4
5	May	163.4	195.7	248.0	155.4	161.7	190.5	93.0	112.5	131.3	214.2	275.6	330.3
6	June	188.7	180.6	221.6	170.7	155.0	177.7	105.0	97.8	102.7	251.3	268.7	306.8
7	July	154.3	167.6	218.1	136.4	127.2	171.1	86.0	93.6	106.1	206.4	241.1	326.3
8	August	151.3	191.2	212.9	138.5	146.2	163.4	99.6	117.2	121.0	230.0	294.8	322.6
9	September	145.4	187.6	196.2	137.5	143.3	154.4	85.6	107.4	97.2	228.9	290.9	315.1
10	October	150.8	207.1		153.4	180.1		87.9	115.7		228.8	317.5	
11	November	168.6	201.0		182.3	177.2		103.9	118.4		245.1	302.1	
12	December	152.3	175.1		158.0	162.9		102.0	101.4		225.1	259.2	
AI	Annual Index	154.4	177.1		143.9	149.0		95.1	108.8		225.3	267.1	
INDEX OF PRICES													
1	January	109.5	109.0	113.3	97.1	102.5	98.9	101.8	98.3	93.0	118.0	116.3	122.8
2	February	109.1	109.6	113.7	97.8	102.1	99.3	103.1	97.6	93.6	117.2	117.2	123.1
3	March	108.9	110.4	114.3	100.8	101.7	99.7	99.9	97.7	93.6	117.2	118.4	123.5
4	April	110.0	110.6	113.8	105.4	100.8	100.0	99.0	96.3	90.0	118.1	119.0	123.5
5	May	110.2	109.7	113.1	107.3	98.3	100.3	98.8	95.7	88.4	118.2	119.6	124.0
6	June	110.6	109.8	113.5	110.2	99.7	104.3	100.2	97.1	87.9	117.8	118.9	124.4
7	July	110.7	109.1	112.4	112.9	97.8	102.0	100.1	95.3	88.6	117.5	119.1	124.2
8	August	110.3	109.6	112.4 ^r	113.0	98.6	101.8 ^r	100.1	95.7	87.7 ^r	117.4	119.2	124.3
9	September	109.8	111.3	111.9	110.0	98.9	101.9	99.4	96.1	86.2	117.2	119.9	124.4
10	October	109.4	112.1		107.8	99.1		98.4	94.0		117.2	120.3	
11	November	109.0	112.8		103.2	98.8		97.6	91.2		117.2	121.6	
12	December	109.0	113.6		102.9	99.5		98.8	93.2		116.9	122.8	
AI	Annual Index	109.5	110.5		104.4	99.8		99.8	95.5		117.5	119.4	
INDEX OF PHYSICAL VOLUME													
1	January	116.2	127.5	161.7	110.3	124.3	133.7	82.7	105.9	135.5	166.4	182.5	227.1
2	February	121.7	127.1	161.4	112.7	121.9	138.6	86.8	102.8	134.6	182.9	203.4	254.3
3	March	147.2	152.7	183.7	129.5	132.2	138.2	108.5	124.4	134.1	212.2	222.5	249.1
4	April	143.5	156.3	210.9	139.4	146.3	156.3	96.5	120.5	147.4	181.0	202.7	252.1
5	May	148.3	178.4	219.3	144.8	164.5	189.9	94.1	117.6	148.5	181.2	230.4	266.4
6	June	170.6	164.5	195.2	154.9	155.5	170.4	104.8	100.7	116.8	213.3	226.0	246.6
7	July	139.4	153.6	194.0	120.8	130.1	167.7	85.9	98.2	119.8	175.7	202.4	262.7
8	August	137.2	174.5	189.4 ^r	122.6	148.3	160.5 ^r	99.5	122.5	138.0 ^r	195.9	247.3	259.5
9	September	132.4	168.6	175.3	125.0	144.9	151.5	86.1	111.8	112.8	195.3	242.6	253.3
10	October	137.8	184.7		142.3	181.7		89.3	123.1		195.2	263.9	
11	November	154.7	178.2		176.6	179.4		106.5	129.8		209.1	248.4	
12	December	139.7	154.1		153.5	163.7		103.2	108.8		192.6	211.1	
AI	Annual Index	141.0	160.3		137.8	149.3		95.3	113.9		191.7	223.7	

r - revised

STATISTICS CANADA LIBRARY
BIBLIOTHEQUE STATISTIQUE CANADA



1010492894

