

IMPORTS INTO CANADA FOR CONSUMPTION

Changes affecting Previous Reports
Cumulative totals adjusted in Volume III of the
Annual Report of the Trade of Canada for 1956

1957
Import
List No. 1

MONTH OF November, 1956

Class Number

5032 - Deduct from United States 68,283 ton \$ 3,600,000

MONTH OF December, 1956

Class Number

5032 - Deduct from United States 30,000 ton \$ 1,400,000

12

1917
1918
1919

THE NATIONAL BUREAU OF INVESTIGATION
UNITED STATES DEPARTMENT OF JUSTICE
WASHINGTON, D. C.

REPORT OF THE AGENT IN CHARGE

1920

1921

1922

1923

1924



CANADA



TRADE OF CANADA


IMPORTS

JANUARY, 1957

DOMINION BUREAU OF STATISTICS

International Trade Division

External Trade Section



DOMINION BUREAU OF STATISTICS
International Trade Division
External Trade Section

TRADE OF CANADA

IMPORTS

JANUARY, 1957

Published by Authority of
The Right Honourable C. D. Howe, Minister of Trade and Commerce




TABLE OF CONTENTS

	Page
EXPLANATORY NOTES	2
KEY TO ABBREVIATIONS OF COUNTRIES	3
 SUMMARY TABLES:	
Imports into Canada for Consumption, by Countries	4
Imports into Canada for Consumption, by Main Groups	6
 DETAILED TABLES:	
Imports for Consumption, by Articles and Countries:	
Agricultural and Vegetable Products (except Chemicals, Fibres and Wood):	Class Number
A — Mainly Food	1 to 390
B — Other than Food	1501 to 1846
Animals and Animal Products (except Chemicals and Fibres).....	2012 to 2348
Fibres, Textiles and Textile Products	3001 to 3576
Wood, Wood Products and Paper	4002 to 4311
Iron and Its Products	5001 to 5738
Non-Ferrous Metals and Their Products (except Gold)	6001 to 6260
Non-Metallic Minerals and Their Products (except Chemicals)	7001 to 7304
Chemicals and Allied Products	8001 to 8950
Miscellaneous Commodities	9000 to 9275

VALUE AND VOLUME at end of report

EXPLANATORY NOTES

1. **Source of Data.** Statistics of imports are based upon the declarations of importers (import entries) as subsequently checked by customs officials.
2. **Valuation.** The value of goods imported is the value as determined for customs duty purposes. In most cases this corresponds to the value shown on the invoice accompanying the goods, converted to Canadian dollars at authorized exchange rates (usually the commercial rate prevailing on the date at which the goods were actually despatched to Canada), and excluding such charges as freight, insurance, handling and taxes. In effect, therefore, import values are taken f.o.b. point of shipment in the country of export.
3. **Units of Quantity.** Weight, where shown, is the net weight of the goods, excluding the weight of such packing as is required for shipment, except in certain special cases otherwise defined in the Customs Tariff. The expression "ton" means 2,000 pounds, and "cwt." 100 pounds, avoirdupois. Where other units of quantity are used, Imperial standards apply.

In this report are items such as "engines, gas, n.o.p., and parts" which show a quantity in "number" as well as value. In these items the "number" refers only to the number of substantially complete articles imported, while the value includes also the value of any parts of the article imported. For such items the average value per unit cannot be ascertained.

4. **Coverage.** Statistics of imports include all goods which enter Canada and are cleared by customs officials for domestic sale or use. The series, therefore, includes goods which are cleared by customs immediately on entry into the country, and goods cleared out of customs warehouses; but excludes goods placed in customs warehouses on entering the country. The technical phrase "Imports entered for consumption" which is sometimes used to describe Canadian import statistics does not imply that all imports will actually be consumed in Canada, but only that they are free to be so consumed without further customs formalities.
5. **Exclusions.** Import statistics exclude gold, but include gold products where the value of the gold content is less than 80% of the value of the article. A small amount of gold scrap in the form of jewellers' sweepings is also included. Some goods for the use of United States forces stationed at treaty bases in Canada are excluded, as are ships of British construction and registry imported for use in Canada, ships purchased for use in foreign trade, bunker supplies and ships' stores purchased by Canadian vessels abroad, temporary imports for exhibition or competition, and Canadian-owned military equipment returned to Canada.
6. **Countries Credited.** Imports are usually credited to the country from which the goods were consigned to Canada. The country of consignment is the country from which goods have come to Canada without interruption of transit except in the course of transfer from one means of conveyance to another.

An exception to this rule is made in the case of imports of goods originating in Central or South America (including the Antilles and Bermuda) which are consigned to Canada from the United States. This class of imports is credited to the country in which the goods originated.
7. **Time Periods.** Import statistics for any month include all goods declared on import entries received at the Bureau of Statistics during the calendar month in question.
8. **Abbreviations.** Many descriptions of countries and articles used in this report are abbreviated or incomplete because of mechanical limitations. A key to abbreviations of countries appears in this report, and full descriptions of all articles appear in Volume III of the annual report "Trade of Canada". The letters "N.O.P." mean "not otherwise provided for".
9. **Revisions.** All statistics in this report are subject to revision. Revisions to previous reports are published on the coloured pages at the beginning of each monthly report.

KEY TO ABBREVIATIONS OF COUNTRIES

Note:— The classification of Countries with a statement of the territorial limits used for statistical purposes will be found in Volume I of the Annual Report of the Trade of Canada.

Aden.....	Aden	Ireland.....	Ireland
Afghan.....	Afghanistan	Israel.....	Israel
Alaska.....	Alaska	Ital Afr.....	Italian Africa
Albania.....	Albania	Italy.....	Italy
Virgin Is.....	American Virgin Islands	Jamaica.....	Jamaica
Arabia.....	Arabia	Japan.....	Japan
Argentina.....	Argentina	Jordan.....	Jordan
Australia.....	Australia	Korea.....	Korea
Austria.....	Austria	Latvia.....	Latvia
Azores.....	Azores and Madeira	Lebanon.....	Lebanon
Bahamas.....	Bahamas	Leew Wind.....	Leeward and Windward Islands
Barbados.....	Barbados	Liberia.....	Liberia
Bel Congo.....	Belgian Congo	Libya.....	Libya
Belgium.....	Belgium and Luxembourg	Lithuania.....	Lithuania
Bermuda.....	Bermuda	Madagascr.....	Madagascar
Bolivia.....	Bolivia	Malaya.....	Malaya and Singapore
Brazil.....	Brazil	Malta.....	Malta
B E Afr.....	British East Africa	Mauritius.....	Mauritius and Seychelles
B Guiana.....	British Guiana	Mexico.....	Mexico
B Hond.....	British Honduras	Morocco.....	Morocco
Bulgaria.....	Bulgaria	Nethrlnds.....	Netherlands
Burma.....	Burma	Neth Ant.....	Netherlands Antilles
Canary Is.....	Canary Islands	New Zeal.....	New Zealand
Ceylon.....	Ceylon	Nicaragua.....	Nicaragua
Chile.....	Chile	Nigeria.....	Nigeria
China.....	China, except Taiwan	Norway.....	Norway
Colombia.....	Colombia	B E I Other.....	Other British East Indies
C Rica.....	Costa Rica	B Oceania.....	Other British Oceania
Cuba.....	Cuba	B S A Other.....	Other British South Africa
Czecho S.....	Czechoslovakia	B W A Other.....	Other British West Africa
Denmark.....	Denmark	Pakistan.....	Pakistan
Dom Rep.....	Dominican Republic	Panama.....	Panama
Ecuador.....	Ecuador	Paraguay.....	Paraguay
Egypt.....	Egypt	Peru.....	Peru
El Salvd.....	El Salvador	Phil.....	Philippines
Estonia.....	Estonia	Poland.....	Poland
Ethiopia.....	Ethiopia	Portugal.....	Portugal
Falkland.....	Falkland Islands	Port E Af.....	Portuguese East Africa
Finland.....	Finland	Port W Af.....	Portuguese West Africa
Fiji.....	Fiji	Port Asia.....	Portuguese Asia
France.....	France	P Rico.....	Puerto Rico
Fr Africa.....	French Africa	Rhod Nyas.....	Rhodesia and Nyasaland
Fr Guiana.....	French Guiana	Roumania.....	Roumania
Fr Oceana.....	French Oceania	U S S R.....	U.S.S.R. (Russia)
Fr W Ind.....	French West Indies	S Leone.....	Sierra Leone
Gambia.....	Gambia	Spain.....	Spain
Germany E.....	Germany, Eastern	Span Afr.....	Spanish Africa
Germany W.....	Germany, Federal Republic of	St. Pierre.....	St. Pierre and Miquelon
Gibraltar.....	Gibraltar	Sudan.....	Sudan
G Coast.....	Gold Coast	Surinam.....	Surinam
Greece.....	Greece	Sweden.....	Sweden
Greenland.....	Greenland	Switzrind.....	Switzerland
Guatemala.....	Guatemala	Syria.....	Syria
Haiti.....	Haiti (Republic of)	Taiwan.....	Taiwan (Formosa)
Hawaii.....	Hawaii	Thailand.....	Thailand (Siam)
Honduras.....	Honduras	Trinidad.....	Trinidad and Tobago
Hong Kong.....	Hong Kong	Turkey.....	Turkey
Hungary.....	Hungary	Un So Afr.....	Union of South Africa
Iceland.....	Iceland	U Kingdom.....	United Kingdom
India.....	India	U States.....	United States
IndoChina.....	Indo-China	U S Ocea.....	United States Oceania
Indonesia.....	Indonesia	Uruguay.....	Uruguay
Iran.....	Iran	Venezuela.....	Venezuela
Iraq.....	Iraq	Yugo Slav.....	Yugoslavia

IMPORTS INTO CANADA FOR CONSUMPTION, BY COUNTRIES (EXCLUDING GOLD)

Countries	Month of January		\$	\$
	1956	1957		
	\$	\$	\$	\$
Commonwealth Countries				
United Kingdom	33,124,154	35,688,807		
Aden	2,294	-		
British East Africa	403,777	902,560		
Mauritius and Seychelles	802,283	1,028,110		
Rhodesia and Nyasaland	467	164		
Union of South Africa	261,385	361,016		
Other British South Africa	781	393		
Gambia	-	-		
Gold Coast	137	17,971		
Nigeria	10	-		
Sierra Leone	-	-		
Other British West Africa	-	-		
Ceylon	1,174,644	1,335,535		
India	2,635,037	2,931,042		
Malaya and Singapore	3,203,234	3,538,857		
Pakistan	149,879	25,783		
Other British East Indies	17,259	2,744		
Bermuda	16,391	11,549		
British Guiana	294,948	707,929		
British Honduras	1,448	7,179		
Bahamas	30,406	7,549		
Barbados	81,854	116,723		
Jamaica	657,993	1,052,784		
Leeward and Windward Islands	15,308	5,119		
Trinidad and Tobago	362,314	594,043		
Falkland Islands	-	-		
Gibraltar	680	6,000		
Hong Kong	417,225	510,124		
Malta	10,316	4,399		
Australia	1,309,563	1,803,737		
Fiji	851,471	852,318		
New Zealand	144,979	274,043		
Other British Oceania	-	-		
Total Commonwealth Countries	45,970,237	51,786,478		
Foreign Countries				
Afghanistan	-	-		
Albania	-	-		
Arabia	1,333,342	1,247,013		
Argentina	248,248	296,162		
Austria	207,444	307,610		
Belgium and Luxembourg	2,132,788	2,684,777		
Belgian Congo	154,711	152,566		
Bolivia	15,038	550		
Brazil	2,551,513	2,852,650		
Bulgaria	-	-		
Burma	-	55		
Chile	49,720	4,085		
China (except Taiwan)	509,891	582,538		
Taiwan	284	8,243		
Colombia	2,107,683	1,874,223		
Costa Rica	324,595	621,415		
Cuba	307,496	850,036		
Czechoslovakia	240,147	328,903		
Denmark	286,051	266,589		
Greenland	340	1,086		
Dominican Republic	201,202	128,005		
Ecuador	164,869	283,541		
Egypt	10,313	2,843		
El Salvador	40,122	71,404		
Estonia	-	-		
Ethiopia	26,790	-		
Finland	58,662	27,954		
France	1,785,194	2,101,640		
French Africa	70,787	8,545		
Indo-China	149	-		
French Guiana	-	-		
French Oceania	-	-		
French West Indies	-	-		
Madagascar	7,327	412		
St. Pierre and Miquelon	634	9,280		

Countries	Month of January		\$	\$
	1956	1957		
	\$	\$		
Foreign Countries - Concluded				
Germany, Federal Republic of	4,889,794	6,172,385		
Germany, Eastern	39,941	48,703		
Greece	18,137	21,344		
Guatemala	259,948	743,208		
Haiti	134,533	38,536		
Honduras	90,915	539,062		
Hungary	12,769	138,822		
Iceland	-	3,131		
Iran	210,576	58,301		
Iraq	156,341	30,610		
Ireland	31,380	30,040		
Israel	215,084	117,227		
Italy	1,334,510	1,770,991		
Italian Africa	-	-		
Japan	4,574,368	5,044,711		
Jordan	-	-		
Korea	-	-		
Latvia	-	-		
Lebanon	2,367,808	539		
Liberia	272,612	-		
Libya	-	-		
Lithuania	-	-		
Mexico	7,323,495	1,064,150		
Morocco	5,647	11,750		
Netherlands	1,116,658	991,328		
Indonesia	96,511	63,547		
Surinam	143,928	188,825		
Netherlands Antilles	2,980,774	3,080,761		
Nicaragua	4,708	7,904		
Norway	85,351	243,599		
Panama	787,363	465,316		
Paraguay	-	-		
Peru	172,866	234,533		
Philippines	299,799	360,122		
Poland	50,486	155,423		
Portugal	169,473	115,017		
Azores and Madeira	12,709	4,046		
Portuguese East Africa	22,918	-		
Portuguese West Africa	13,567	-		
Portuguese Asia	-	-		
Roumania	-	92		
Spain	609,695	351,813		
Canary Islands	2,664	2,150		
Spanish Africa	-	-		
Sudan	1,063	-		
Sweden	836,135	1,351,501		
Switzerland	1,832,503	1,409,417		
Syria	3,582	961		
Thailand	115,258	101,381		
Turkey	62,000	17,625		
U.S.S.R. (Russia).....	19,739	15,143		
United States	294,463,379	346,664,142		
Alaska	400,006	239,453		
American Virgin Islands	-	281		
Hawaii	205,445	190,837		
Puerto Rico	132,552	65,984		
United States Oceania	-	-		
Uruguay	31,318	25,939		
Venezuela	18,232,194	20,331,115		
Yugoslavia	2,331	24,095		
Total Foreign Countries	357,680,173	407,247,985		
GRAND TOTAL	403,650,410	459,034,463		

**IMPORTS INTO CANADA FOR CONSUMPTION FROM ALL COUNTRIES, FROM THE UNITED KINGDOM
AND FROM THE UNITED STATES, BY MAIN GROUPS (EXCLUDING GOLD)**

Main Groups	Month of January			
	1956	1957		
	\$	\$	\$	\$
ALL COUNTRIES				
Agricultural and Vegetable Products (except Chemicals, Fibres and Wood)	41,987,614	48,798,301		
Animals and Animal Products (except Chemicals and Fibres)	10,113,820	10,693,693		
Fibres, Textiles and Textile Products	36,801,742	35,864,725		
Wood, Wood Products and Paper	17,040,631	19,389,905		
Iron and Its Products	150,595,438	189,260,721		
Non-Ferrous Metals and Their Products	34,526,964	41,411,116		
Non-Metallic Minerals and Their Products (except Chemicals)	56,425,333	57,008,041		
Chemicals and Allied Products	21,393,104	22,494,139		
Miscellaneous Commodities	34,765,764	34,113,822		
Total	403,650,410	459,034,463		
UNITED KINGDOM				
Agricultural and Vegetable Products (except Chemicals, Fibres and Wood)	1,973,909	2,002,535		
Animals and Animal Products (except Chemicals and Fibres)	1,078,778	1,097,721		
Fibres, Textiles and Textile Products	7,386,996	7,768,355		
Wood, Wood Products and Paper	443,848	415,309		
Iron and Its Products	9,884,003	12,127,499		
Non-Ferrous Metals and Their Products	5,741,075	6,688,628		
Non-Metallic Minerals and Their Products (except Chemicals)	2,675,363	1,776,169		
Chemicals and Allied Products	1,303,028	1,367,599		
Miscellaneous Commodities	2,637,154	2,444,992		
Total	33,124,154	35,688,807		
UNITED STATES				
Agricultural and Vegetable Products (except Chemicals, Fibres and Wood)	20,539,487	24,519,870		
Animals and Animal Products (except Chemicals and Fibres)	7,578,180	7,627,120		
Fibres, Textiles and Textile Products	15,625,972	21,143,544		
Wood, Wood Products and Paper	15,535,944	17,771,982		
Iron and Its Products	133,971,845	167,860,309		
Non-Ferrous Metals and Their Products	26,185,815	30,811,515		
Non-Metallic Minerals and Their Products (except Chemicals)	26,300,987	28,354,957		
Chemicals and Allied Products	19,106,896	20,078,236		
Miscellaneous Commodities	29,618,253	28,496,609		
Total	294,463,379	346,664,142		

IMPORTS INTO CANADA FOR CONSUMPTION

Articles and Countries from which Imported	MONTH OF JANUARY 1957		Class Number	
	Quantities	Values (\$)		
GROUP 1				
AGRICULTURAL PRODUCTS				
A MAINLY FOOD				
APPLES FRESH	400 U STATES	LB 2836992	161784	1
APRICOTS QUINCES FRESH	312 CHILE	LB 400	125	2
	400 U STATES	4271	948	
BANANAS		4671	1073	
	222 B HOND	CWT 42	467	3
	314 COLOMBIA	7234	51424	
	315 C RICA	53383	454014	
	321 ECUADOR	21143	141019	
	337 GUATEMALA	7701	60531	
	339 HONDURAS	73805	535958	
	361 PANAMA	60912	465316	
	400 U STATES	198	1998	
		224418	1710727	
CHERRIES FRESH	400 U STATES	LB 3860	605	4
CRANBERRIES FRESH	400 U STATES	3860	605	5
GRAPEFRUIT FRESH		LB 164535	22764	6
		164535	22764	
GRAPES FRESH	224 JAMAICA	LB 1800	113	7
	231 HONG KONG	6454	834	
	400 U STATES	13171092	448891	
		13179346	449838	
GUAVAS MANGOES PLANTAINS FRESH	400 U STATES	LB 2500	187	8
		381 ALASKA	131	
	400 U STATES	6241181	581059	
		6244510	581377	
LEMONS FRESH	344 ITALY	LB 3148	1836	9
	400 U STATES	2686381	244825	
		2689529	246661	
LIMES FRESH	400 U STATES	LB 22950	2799	10
MUSKMELONS CANTALOUPE FRESH	312 CHILE	LB 1250	147	11
	352 MEXICO	2400	476	
	400 U STATES	13105	1504	
		16755	2127	
MELONS FRESH N O P	316 CUBA	NO 139	263	12
	400 U STATES	881	814	
		1020	1077	
ORANGES MANDARINES FRESH	100 U KINGDOM	CU FT 600	1802	13
	224 JAMAICA	60	150	
	231 HONG KONG	582	1413	
	344 ITALY	2000	3240	
	347 JAPAN	27764	44952	
	352 MEXICO	5080	7084	
	381 ALASKA	138	281	
	393 TAIWAN	335	1041	
	400 U STATES	759707	1677457	
		796266	1737420	
PEACHES FRESH	312 CHILE	LB 3200	453	14
	400 U STATES	7188	654	
		10388	1107	
PEARS FRESH	400 U STATES	LB 535990	42967	15
PINEAPPLES FRESH	316 CUBA	LB 315675	13351	16
	383 HAWAII	5700	435	
	384 P RICO	5165	297	
	400 U STATES	3700	214	
		330240	14297	
PLUMS OR PRUNES FRESH	312 CHILE	LB 3830	774	17
	400 U STATES	14367	3015	
		18197	3789	
BERRIES FRESH N O P	326 FINLAND	LB 605	158	18
		605	158	
STRAWBERRIES FRESH	400 U STATES	LB 36489	7288	19
		36489	7288	

IMPORTS INTO CANADA FOR CONSUMPTION

Articles and Countries from which Imported	MONTH OF JANUARY 1957		Class Number
	Quantities	Values (\$)	
FRESH FRUITS N O P			20
383 HAWAII		241	
400 U STATES		15455	
		15696	
APPLES DRIED	LB		31
400 U STATES	117351	4666	
	117351	4666	
APRICOTS NECTARINES DRIED	LB		32
400 U STATES	29487	16338	
	29487	16338	
BANANAS DRIED	LB		33
400 U STATES	2240	2212	
	2240	2212	
CURRENTS DRIED	LB		34
234 AUSTRALIA	22400	3086	
400 U STATES	7966	1625	
	30366	4711	
DATES	LB		36
231 HONG KONG	3734	991	
342 IRAN	881520	58251	
343 IRAQ	601134	30110	
400 U STATES	879475	92707	
	2365863	182059	
FIGS DRIED AND FIG PASTE	LB		37
400 U STATES	45640	11358	
	45640	11358	
PEACHES ORIED	LB		38
400 U STATES	8786	3588	
	8786	3588	
PRUNES OR PLUMS DRIED UNPITTED	LB		39
400 U STATES	623973	108547	
	623973	108547	
PEARS DRIED	LB		40
400 U STATES	3430	915	
	3430	915	
RAIBINS	LB		41
234 AUSTRALIA	573000	80920	
372 SPAIN	3440	1046	
400 U STATES	1150954	162000	
	1727394	243966	
FRUITS DRIED N O P	LB		42
231 HONG KONG	3107	1289	
347 JAPAN	300	160	
400 U STATES	26473	9551	
	29880	11000	
RASPBERRIES FROZEN 1LB OR LESS	LB		43
400 U STATES	600	127	
	600	127	
RASPBERRIES FROZEN OVER 1 LB	LB		44
400 U STATES	3000	1042	
	3000	1042	
STRAWBERRIES FROZN 1LB OR LESS	LB		45
400 U STATES	484641	111383	
	484641	111383	
STRAWBERRIES FROZEN OVER 1 LB	LB		46
352 MEXICO	60000	6018	
400 U STATES	73835	14204	
	133835	20222	
FRUITS N O P FROZN 1LB OR LESS	LB		47
400 U STATES	7050	1696	
	7050	1696	
FRUITS N O P FROZEN OVER 1 LB	LB		48
354 NETHRLNDS	2200	486	
400 U STATES	337239	50594	
	339439	51080	
APRICOTS CANNED	LB		49
100 U KINGDOM	3990	678	
207 UN SO AFR	57984	15221	
234 AUSTRALIA	15725	2011	
400 U STATES	468265	55461	
	545964	73371	
PEACHES CANNEO	LB		50
234 AUSTRALIA	22300	2931	
400 U STATES	1436958	164191	
	1459258	167122	
CHERRIES SULPHUREO OR IN BRINE	LB		51
344 ITALY	48499	7926	
	48499	7926	
OLIVES SULPHUREO OR IN BRINE	LB		52
304 ARGENTINA	604	166	
336 GREECE	18000	4474	
353 MOROCCO	42338	7308	
372 SPAIN	362455	103391	
400 U STATES	102821	22443	
	526218	137782	
LEMON ORANGE GRAPE FRUIT RINDS			53
231 HONG KONG		440	
344 ITALY		12372	
400 U STATES		96	
		12908	
MARMALADES CANNED	LB		54
100 U KINGDOM	108187	17873	
400 U STATES	185	90	
	108372	17963	
PEARS IN CANS	LB		55
234 AUSTRALIA	13569	1910	

IMPORTS INTO CANADA FOR CONSUMPTION

Articles and Countries from which Imported	MONTH OF JANUARY 1957		Class Number
	Quantities	Values (\$)	
400 U STATES	168397	26312	
PINEAPPLE IN CANS	181966	28222	
LB			56
18 MALAYA	419100	53031	
16 CUBA	41000	4101	
352 MEXICO	93468	9482	
383 HAWAII	873979	119985	
400 U STATES	42501	5796	
FRUITS IN CANS N O P	1470048	192395	
LB			57
231 HONG KONG	1876	834	
234 AUSTRALIA	148300	14867	
318 DENMARK	11774	2902	
335 GERMANY W	1433	301	
347 JAPAN	428562	48557	
354 NETHRLNDS	165000	31651	
400 U STATES	351280	43475	
CERRIES FROZEN 1LB OR LESS	1108225	142587	
LB			58
400 U STATES	240	57	
CERRIES FROZEN OVER 1LB	240	57	
LB			59
400 U STATES	219000	36761	
FRUITS NUTS PICKLED PRESERVED	219000	36761	
GAL			60
100 U KINGDOM	389	1727	
215 INDIA	14	52	
231 HONG KONG	853	1824	
400 U STATES	6432	2807	
FRUIT PULP N O P	7688	13410	
LB			61
100 U KINGDOM	175	55	
207 UN 30 AFR	7875	896	
352 MEXICO	40040	3522	
354 NETHRLNDS	1312	801	
383 HAWAII	33114	3672	
400 U STATES	338225	44318	
JELLIES JAMS	420741	53264	
LB			62
100 U KINGDOM	157059	28728	
215 INDIA	180	66	
224 JAMAICA	9600	698	
231 HONG KONG	700	125	
326 FINLAND	616	331	
354 NETHRLNDS	807	128	
376 SWITZRLND	2880	829	
400 U STATES	4961	1622	
GRAPEFRUIT ORANGE LEMON PULP	176803	32604	
LB			63
400 U STATES	12006	1335	
MIXED FRUITS IN CANS	12006	1335	
LB			64
100 U KINGDOM	1910	305	
400 U STATES	3505557	442313	
ORANGE JUICE CONCENTRATED FROZ	3507467	442618	
GAL			65
400 U STATES	151262	415699	
FRUIT JUICE NOP CONCENTRD FROZ	151262	415699	
GAL			66
400 U STATES	11618	24485	
LEMON JUICE CONCENTRATED FROZ	11618	24485	
GAL			67
400 U STATES	1547	3792	
LEMON JUICE EXCEPT CONCENTRATD	1547	3792	
GAL			68
100 U KINGDOM	481	1707	
400 U STATES	13724	30164	
ORANGE JUICE EXCEPT CONCENTRTO	14275	31871	
GAL			69
100 U KINGDOM	75	101	
400 U STATES	631960	513279	
PECTIN	632035	513380	
LB			70
100 U KINGDOM	27769	911	
318 DENMARK	420	480	
400 U STATES	13599	17118	
LEMON JUICE CONCENTRATED FRESH	41788	18509	
GAL			71
ORANGE JUICE CONCENTRATD FRESH			72
GAL			
352 MEXICO	10035	32253	
400 U STATES	14077	50321	
GRAPE JUICE OVER 1 GALLON	24112	82574	
GAL			73
LIME JUICE NOT REFINED			74
GAL			
FRUIT JUICES SPIRIT FORTIFIED			75
GAL			
BLENDED FRUIT JUICES			76
GAL			
400 U STATES	197327	134757	
FRUIT JUICE NOP EXCEPT CONCENT	197327	134757	
GAL			77
100 U KINGDOM	567	1050	
400 U STATES	15332	18586	
	15899	19636	

IMPORTS INTO CANADA FOR CONSUMPTION

Articles and Countries from which imported	MONTH OF JANUARY 1957		Class Number
	Quantities	Values (\$)	
GRAPEFRUIT JUICE EXCEPT CONCEN 400 U STATES	GAL 305841	192379	78
PINEAPPLE JUICE EXCEPT CONCENT 383 HAWAII 400 U STATES	GAL 55503 2115	34301 1382	79
FRUIT SYRUPS CONC JUICES N O P 100 U KINGDOM 326 FINLAND 354 NETHRLNDS 376 SWITZRLND 383 HAWAII 400 U STATES	GAL 107 80 47 100 442 3433	1700 320 80 446 598 8305	80
COCOANUTS 222 B HOND 228 LEEW WIND 316 CUBA 320 DOM REP 339 HONDURAS 383 HAWAII 384 P RICO 400 U STATES	NO 500 12650 4550 5000 3125 1700 22100 12125 61750	64 1001 512 384 213 196 1746 1005 5121	81
COCOANUT DESICCATED 100 U KINGDOM 215 INDIA 217 CEYLON 355 INDONESIA 364 PHIL 383 HAWAII 400 U STATES	LB 15000 133250 262860 40000 134500 600 290655 876865	1485 15303 28323 5325 15766 547 65594 132343	83
COPRA NOT PREPARED 364 PHIL	LB 4038346	263804	84
ALMONDS NOT SHELLED 400 U STATES	LB 3500	1226	91
BRAZIL NUTS NOT SHELLED	LB	1226	92
FILBERTS HAZEL NOT SHELLED	LB		93
PEANUTS GREEN SHELLED OR NOT 203 S E AFR 207 UN SO AFR 313 CHINA 352 MEXICO	LB 128700 397500 2184000 2451588 5161788	13131 38491 251899 273347 576868	94
PECANS NOT SHELLED 400 U STATES	LB 2500	720	95
WALNUTS NOT SHELLED 313 CHINA 344 ITALY 400 U STATES	LB 27500 16534 12800 63834	9674 3863 8629 22166	96
OTHER NUTS NOT SHELLED 400 U STATES	LB 38467	10430	97
ALMONDS SHELLED 100 U KINGDOM 231 HONG KONG 372 SPAIN 400 U STATES	LB 1120 68 7714 58071 66973	1446 126 7363 57896 66831	101
PEANUTS N O P 231 HONG KONG 400 U STATES	LB 2392 1864 4256	643 1044 1687	102
WALNUTS SHELLED 215 INDIA 313 CHINA 400 U STATES	LB 242706 715770 10973 969449	89536 266833 6823 363192	103
OTHER NUTS SHELLED 231 HONG KONG 344 ITALY 400 U STATES	LB 3295 5291 10820 19406	557 645 7772 8974	104
BRAZIL NUTS SHELLED 309 BRAZIL 363 PERU 400 U STATES	LB 7648 6930 2700 17278	3450 4200 1026 8676	105
CASHEW NUTS SHELLED 215 INDIA 400 U STATES	LB 87000 35908 122908	41948 19249 61197	106
PECANS SHELLED 400 U STATES	LB 80487	61679	107
FILBERTS SHELLED 372 SPAIN 400 U STATES	LB 22046 14762 36808	10560 9411 19971	108

IMPORTS INTO CANADA FOR CONSUMPTION

Articles and Countries from which Imported	MONTH OF JANUARY 1957		Class Number
	Quantities	Values (\$)	
ASPARAGUS FRESH 400 U STATES	LB 2800	121	111
BEANS GREEN FRESH 352 MEXICO 400 U STATES	LB 2119 1299072	463 119543	112
BEETS FRESH EXCEPT SUGAR BEETS 400 U STATES	LB 1301191 613925	120006 17402	114
CABBAGE FRESH 400 U STATES	LB 8138142 8138142	194072 194072	115
CARROTS FRESH 400 U STATES	LB 4690622 4690622	175455 175455	116
CAULIFLOWER FRESH 400 U STATES	LB 4220237 4220237	156091 156091	117
CELERY FRESH 400 U STATES	LB 11955556 11955556	587216 587216	118
CUCUMBERS FRESH 316 CUBA 400 U STATES	LB 55780 1952256	3477 152479	119
LETTUCE FRESH 400 U STATES	LB 2008036 15453862	155956 601064	120
MUSHROOMS TRUFFLES FRESH 231 HONG KONG 327 FRANCE 335 GERMANY W 365 POLAND 400 U STATES	LB 272 1095 440 490 64603	985 3023 605 1647 14093	121
ONIONS FRESH 352 MEXICO 400 U STATES	LB 66900 26650	20355 1274	122
PEAS GREEN FRESH 352 MEXICO 400 U STATES	LB 5092643 5119293	189835 191109	123
POTATOES SWEET AND YAMS FRESH 231 HONG KONG 400 U STATES	CWT 19 12858	176 84441	124
POTATOES FRESH EXCEPT SEED 400 U STATES	CWT 12877 133554	84617 296462	125
SPINACH FRESH 400 U STATES	LB 880554 880554	58139 58139	126
TOMATOES FRESH 227 BAHAMAS 316 CUBA 352 MEXICO 400 U STATES	LB 72000 3750 9445318 3313436	3826 898 397556 204039	127
VEGETABLES FRESH N O P 231 HONG KONG 306 BELGIUM 352 MEXICO 383 HAWAII 400 U STATES	LB 12834504 60160 225 80223 500	606319 4426 77 6057 130	128
VEGETABLES FROZEN 1LB OR LESS 400 U STATES	LB 6734416 6875524	460461 471151	129
VEGETABLES FROZEN OVER 1 LB 400 U STATES	LB 810654 810654	167245 167245	130
MUSTARD LIQUID 231 HONG KONG 327 FRANCE 335 GERMANY W 354 NETHRLNDS 400 U STATES		1258 646 222 73 208	131
PASTE HASH VEGETABLE MEAT FISH 100 U KINGDOM 231 HONG KONG 318 DENMARK 327 FRANCE 344 ITALY 347 JAPAN 359 NORWAY 400 U STATES	LB 15600 1188 882 468 1693 236 330	2761 636 564 269 1879 79 99	132
POTATOES DRIED 400 U STATES	LB 125877 146274	22868 29155	133
VEGETABLES DRIED N O P 231 HONG KONG 327 FRANCE	LB 6300 6300	631 631	134

IMPORTS INTO CANADA FOR CONSUMPTION

12

Articles and Countries from which Imported	MONTH OF JANUARY 1957		Class Number
	Quantities	Values (\$)	
344 ITALY	728	100	
347 JAPAN	1590	542	
400 U STATES	447858	98727	
	461594	103433	
TOMATO JUICE CONCENTRATED	LB		136
TOMATOES CANNED	LB		137
344 ITALY	133300	10277	
400 U STATES	2919363	229798	
	3052663	240075	
TOMATO PASTE CANNED	LB		138
344 ITALY	288191	32850	
400 U STATES	272707	38644	
	560898	71494	
TOMATO PULP AND PURE CANNED	LB		139
400 U STATES	68719	4755	
	68719	4755	
TOMATO JUICE EXCEPT CONCENTRD	LB		140
400 U STATES	4275274	251097	
	4275274	251097	
ASPARAGUS IN CANS	LB		141
400 U STATES	123469	31580	
	123469	31580	
CORN IN CANS	LB		143
400 U STATES	1499325	177517	
	1499325	177517	
MUSHROOMS AND TRUFFLES IN CANS	LB		144
100 U KINGDOM	79	59	
327 FRANCE	20	103	
347 JAPAN	822	902	
400 U STATES	33589	13470	
	34510	14534	
PEAS IN CANS	LB		145
400 U STATES	304348	29277	
	304348	29277	
VEGETABLE JUICE N O P CANNED	LB		146
400 U STATES	8504	871	
	8504	871	
VEGETABLES N O P IN CANS	LB		147
231 HONG KONG	10564	2571	
306 BELGIUM	6146	1697	
327 FRANCE	218	119	
335 GERMANY W	9197	1314	
347 JAPAN	1915	554	
354 NETHRLNDS	14494	2184	
400 U STATES	420352	35243	
	462886	43682	
PIMENTOS IN CANS	LB		148
400 U STATES	83500	16961	
	83500	16961	
BEANS GREEN OR WAX CANNED	LB		149
327 FRANCE	441	110	
354 NETHRLNDS	12914	1803	
400 U STATES	355671	31269	
	369026	33182	
BEANS BAKED CANNED	LB		150
400 U STATES	669305	55041	
	669305	55041	
PICKLES PACKAGED RETAIL SALE	GAL		151
100 U KINGDOM	990	3336	
231 HONG KONG	151	326	
335 GERMANY W	80	254	
400 U STATES	39569	53316	
	40790	57232	
PICKLES N O P	GAL		152
100 U KINGDOM	280	920	
231 HONG KONG	919	1401	
335 GERMANY W	644	992	
344 ITALY	3510	4819	
347 JAPAN	1900	1895	
354 NETHRLNDS	11640	11171	
372 SPAIN	16755	14310	
400 U STATES	40426	29294	
	76074	64802	
SAUCES N O P	GAL		153
100 U KINGDOM	116	407	
215 INDIA	176	304	
231 HONG KONG	1781	4002	
327 FRANCE	26	108	
400 U STATES	26437	48924	
	28536	53745	
SAUCES SOY	GAL		155
231 HONG KONG	5777	3653	
347 JAPAN	438	559	
400 U STATES	3838	3660	
	10053	7872	
KETCHUP	GAL		156
400 U STATES	39051	49039	
	39051	49039	
BARLEY BUCKWHEAT AND RYE	BUSH		161
BEANS SOYA	BUSH		162
231 HONG KONG	8	64	
400 U STATES	31283	73512	
	31291	73576	

IMPORTS INTO CANADA FOR CONSUMPTION

Articles and Countries from which Imported		MONTH OF JANUARY 1957		Class Number
		Quantities	Values (\$)	
BEANS N O P		LB		163
	100 U KINGDOM	13500	1043	
	203 B E AFR	475358	32171	
	231 HONG KONG	106100	8884	
	354 NETHRLNDS	1103	179	
	363 PERU	10000	1737	
	400 U STATES	532390	67188	
		1138451	111202	
INDIAN CORN		BUSH		167
	400 U STATES	1011148	1426770	
		1011148	1426770	
OATS		BUSH		168
	400 U STATES	2003	2800	
		2003	2800	
PEAS SPLIT		LB		169
	400 U STATES	57716	4850	
		57716	4850	
PEAS N O P		LB		170
	236 NEW ZEAL	13506	982	
	354 NETHRLNDS	1767	223	
	400 U STATES	132220	11927	
		147493	13132	
RICE UNCLEARED UNHULLED PADDY		CWT		171
	304 ARGENTINA	11914	52833	
	400 U STATES	8946	52522	
		20860	105355	
RICE CLEANED		CWT		172
	344 ITALY	440	5401	
	400 U STATES	22821	161547	
		23261	166948	
WHEAT		BUSH		174
	400 U STATES	2342	10473	
		2342	10473	
ALFALFA OR GRASS MEAL DEHYD		CWT		180
	400 U STATES	9081	28422	
		9081	28422	
BARLEY POT PEARL ROAST GROUND		LB		181
	400 U STATES	600	74	
		600	74	
BRAN AND MILL FEED		CWT		182
	400 U STATES	7721	13136	
		7721	13136	
BUCKWHEAT MEAL OR FLOUR		CWT		183
CORN MEAL		BRL		184
	400 U STATES	659	4871	
		659	4871	
HOINY CRACKED OR DRIED CORN		CWT		185
	400 U STATES	11896	42518	
		11896	42518	
MALT FLOUR		LB		187
	400 U STATES	10550	848	
		10550	848	
OATMEAL AND ROLLED OATS		LB		188
	100 U KINGDOM	2280	288	
		2280	288	
RICE STARCH FLOUR MEAL FEED		LB		189
	231 HONG KONG	5780	908	
	347 JAPAN	300	67	
	400 U STATES	141220	16168	
		147300	17143	
RYE FLOUR		BRL		191
SAGD AND CASSAVA FLOUR EDIBLE		LB		192
	218 MALAYA	4480	233	
	309 BRAZIL	117351	7886	
	400 U STATES	2500	368	
		124331	8487	
SEMOLINA		CWT		193
WHEAT FLOUR		CWT		194
BISCUITS AND BREAD DIETARY				201
	400 U STATES		1988	
			1988	
BISCUITS NOT SWEETENED N O P		LB		203
	100 U KINGDOM	39569	11110	
	231 HONG KONG	113	60	
	318 DENMARK	443	222	
	335 GERMANY W	112	205	
	347 JAPAN	3419	1364	
	354 NETHRLNDS	5710	1518	
	375 SWEODEN	27600	5327	
	400 U STATES	139840	43283	
		216806	63089	
BISCUITS SWEETENED N O P		LB		204
	100 U KINGDOM	399041	158689	
	231 HONG KONG	444	266	
	306 BELGIUM	8423	2786	
	318 DENMARK	6249	1818	
	327 FRANCE	2540	1162	
	335 GERMANY W	662	204	
	354 NETHRLNDS	4350	923	
	400 U STATES	110009	28187	
		531718	194035	

IMPORTS INTO CANADA FOR CONSUMPTION

14

Articles and Countries from which Imported	MONTH OF JANUARY 1957		Class Number
	Quantities	Values (\$)	
BREAD PASSOVER MATZO PRODUCTS 400 U STATES		3317	205
		3317	
CEREAL FOODS 25 POUNDS OR LESS 100 U KINGDOM 231 HONG KONG 335 GERMANY W 354 NETHRLNDS 400 U STATES	LB 1080 1072 10329 5694 152696 170871	185 356 1910 489 28303 31243	206
CEREAL FOODS PREPARED N O P 100 U KINGDOM 335 GERMANY W 347 JAPAN 400 U STATES		5848 361 116 68296 74621	207
MACARONI AND VERMICELLI 231 HONG KONG 354 NETHRLNDS 400 U STATES	LB 5160 700 91249 97109	1058 74 14365 15497	208
MILK FOODS N O P 335 GERMANY W 359 NORWAY 400 U STATES	CWT 5 6 241 252	394 314 12162 12870	209
ARROWROOT 228 LEW WIND	LB 5000 5000	640 640	221
MALT WHOLE CRUSHED OR GROUND	LB		224
SAGO AND TAPIOCA 218 MALAYA 309 BRAZIL	LB 1867 6000 7867	101 734 835	225
ALL OTHER BREADSTUFFS N O P 400 U STATES		394 394	226
COCONUT OIL N O P EDIBLE 100 U KINGDOM 400 U STATES	CWT 941 26 967	14520 447 14967	231
COTTON SEED OIL N O P EDIBLE 400 U STATES	CWT 687 687	11526 11526	233
OLIVE OIL N O P EDIBLE 400 U STATES	CWT 10 10	455 455	234
PEANUT OIL N O P EDIBLE 231 HONG KONG 400 U STATES	CWT 102 124 226	2447 3772 6219	235
SOYA BEAN OIL N O P EDIBLE 400 U STATES	CWT 9236 9236	128630 128630	236
CHOCOLATES IN RETAIL PACKAGES 100 U KINGDOM 335 GERMANY W 344 ITALY 354 NETHRLNDS 376 SWITZRLND 400 U STATES	LB 85873 2189 1400 10700 4160 11780 116102	44692 515 555 3984 3492 5383 58621	239
CONFECTIONERY CHOCOLATE N O P 100 U KINGDOM 306 BELGIUM 317 CZECHO S 318 DENMARK 327 FRANCE 335 GERMANY W 354 NETHRLNDS 376 SWITZRLND 400 U STATES	LB 308541 18955 300 2612 22992 42411 12854 3362 82146 494173	122150 6706 162 1214 8522 20003 4137 1827 27599 192320	240
OTHER CONFECTIONS SWEETENED 100 U KINGDOM 231 HONG KONG 335 GERMANY W 354 NETHRLNDS 400 U STATES	LB 39736 1760 1200 8843 109584 161123	11812 544 238 1033 35164 48791	242
FRUITS PEELS CANDIED 231 HONG KONG 327 FRANCE 400 U STATES	LB 2016 630 11717 14363	219 211 4761 5191	243
GINGER PRESERVED 231 HONG KONG	LB 1652 1652	454 454	244
SUGAR CANDY CONFECTIONERY N O P 100 U KINGDOM 224 JAMAICA 231 HONG KONG 305 AUSTRIA	LB 826770 2700 4130 461	162466 340 930 330	246

IMPORTS INTO CANADA FOR CONSUMPTION


Articles and Countries from which Imported	MONTH OF JANUARY 1957		Class Number
	Quantities	Values (\$)	
306 BELGIUM	1228	299	
316 CUBA	18000	1771	
318 DENMARK	16124	3566	
326 FINLAND	441	163	
327 FRANCE	4711	1659	
335 GERMANY W	3365	931	
344 ITALY	1600	663	
347 JAPAN	352	176	
354 NETHRLNDS	38951	9240	
400 U STATES	93801	26705	
	1012634	209239	
BUBBLE GUM	LB		247
354 NETHRLNDS	1543	362	
400 U STATES	52797	15679	
	54340	16041	
CHEWING GUM N O P	LB		249
400 U STATES	15407	3852	
	15407	3852	
GLUCOSE AND SYRUP CORN SYRUP	CWT		251
354 NETHRLNDS	13	114	
400 U STATES	6187	48819	
	6200	48933	
MOLASSES OF CANE NOP	GAL		252
225 TRINIDAD	40800	5304	
228 LEEW WIND	8967	2865	
400 U STATES	199860	46829	
	249627	54998	
LIQUID OR INVERT SUGAR	CWT		254
100 U KINGDOM	123	948	
400 U STATES	99	892	
	222	1840	
MOLASSES FOR HUMAN CONSUMPTION	GAL		255
100 U KINGDOM	371	256	
223 BARBADOS	177130	90429	
316 CUBA	632053	249239	
400 U STATES	24307	14926	
	833861	354920	
SYRUPS OF CANE OR BEET NOP	GAL		256
100 U KINGDOM	1252	1403	
	1252	1403	
SUGAR RAW IMPORTED BY REFINERS	CWT		262
204 MAURITIUS	216956	1028110	
221 B GUIANA	69889	270837	
234 AUSTRALIA	215488	662173	
235 FIJI	185287	852318	
316 CUBA	65922	228307	
	753612	3041745	
SUGAR RAW N O P	CWT		263
221 B GUIANA	8911	36637	
	8911	36637	
SUGAR REFINED	CWT		264
100 U KINGDOM	36	193	
400 U STATES	16	562	
	52	755	
SUGAR AND SYRUP MAPLE	LB		265
COCOA BEANS NOT ROASTED	CWT		271
100 U KINGDOM	1109	29003	
217 CEYLON	1680	35715	
225 TRINIDAD	900	22625	
309 BRAZIL	2089	47800	
320 DOM REP	150	3257	
321 ECUADOR	1342	33926	
387 VENEZUELA	1183	27864	
400 U STATES	20010	472725	
	28463	672915	
COCOA BUTTER	LB		273
309 BRAZIL	10580	5513	
344 ITALY	55115	22497	
400 U STATES	50644	25877	
	116339	53887	
COCOA PASTE NOT SWEETENED	LB		274
100 U KINGDOM	112056	25237	
309 BRAZIL	103770	16484	
372 SPAIN	168	61	
400 U STATES	5500	2011	
	221494	43793	
COCOA PASTE SWEETENED	LB		275
100 U KINGDOM	504	100	
400 U STATES	20750	6475	
	21254	6575	
COCOA OR CHOCOLATE POWDER	LB		276
100 U KINGDOM	11596	4690	
354 NETHRLNDS	67620	17515	
400 U STATES	21264	82308	
	290480	104513	
COCOA AND CHOCOLATE PREPS NOP	LB		277
100 U KINGDOM	29685	8863	
327 FRANCE	2300	1243	
335 GERMANY W	237	188	
354 NETHRLNDS	2481	944	
400 U STATES	76563	16180	
	111266	27418	
CHICORY	LB		282
354 NETHRLNDS	9040	686	
400 U STATES	7050	2541	
	16090	3227	

IMPORTS INTO CANADA FOR CONSUMPTION

Articles and Countries from which Imported		MONTH OF JANUARY 1957		Class Number
		Quantities	Values (\$)	
COFFEE GREEN		LB		283
203	B E AFR	1365014	726915	
224	JAMAICA	6600	4418	
225	TRINIDAD	3000	1578	
307	BEL CONGO	116530	57914	
309	BRAZIL	4107708	2211903	
314	COLOMBIA	2663792	1822647	
315	C RICA	251219	167268	
316	CUBA	74784	43390	
320	DOM REP	207974	124324	
321	ECUADOR	185309	104970	
323	EL SALVD	113705	71404	
337	GUATEMALA	901871	566152	
338	HAITI	9843	3690	
352	MEXICO	114186	66744	
363	PERU	3761	2128	
383	HAWAII	27500	18391	
387	VENEZUELA	32173	20418	
400	U STATES	782723	434037	
		10967692	6448291	
COFFEE ROASTED AND SUBSTITUTES		LB		286
224	JAMAICA	52650	24322	
309	BRAZIL	5400	6184	
400	U STATES	123812	98826	
		181862	129332	
COFFEE EXTRACT OF N O P		LB		287
100	U KINGDOM	13077	3605	
400	U STATES	311931	698326	
		325008	701931	
CLOVES UNGROUND		LB		291
203	B E AFR	2240	749	
400	U STATES	181	138	
		2421	887	
GINGER UNGROUND		LB		292
100	U KINGDOM	5723	1652	
215	INDIA	28000	4755	
231	HONG KONG	7560	857	
316	CUBA	2360	165	
383	HAWAII	3220	710	
400	U STATES	145	120	
		47008	8259	
MUSTARD GRDUND		LB		293
100	U KINGDOM	9540	4627	
400	U STATES	280	66	
		9820	4693	
NUTMEGS AND MACE UNGROUND		LB		294
100	U KINGDOM	8727	12925	
228	LEEW WIND	400	588	
354	NETHRLNDS	1066	2361	
400	U STATES	29787	17581	
		39980	33455	
NUTMEGS AND MACE GROUND		LB		295
400	U STATES	609	1289	
		609	1289	
PEPPER UNGROUND		LB		296
215	INDIA	172480	33501	
218	MALAYA	59360	13918	
219	BEI OTHER	8960	2351	
347	JAPAN	15100	3442	
400	U STATES	8788	3393	
		264688	56605	
SPICES N O P UNGROUND		LB		297
224	JAMAICA	18200	11617	
231	HONG KONG	26933	2706	
352	MEXICO	5286	2004	
354	NETHRLNDS	4507	553	
400	U STATES	5719	1163	
		60645	18043	
GINGER AND SPICES NOP GROUND		LB		298
100	U KINGDOM	1736	1409	
335	GERMANY W	450	356	
372	SPAIN	94600	32226	
400	U STATES	14987	11330	
		111773	45221	
TONQUIN BEANS CRUDE		LB		299
309	BRAZIL	1102	1207	
		1102	1207	
VANILLA BEANS CRUDE		LB		300
400	U STATES	3722	24737	
		3722	24737	
SEEDS AROMATIC CRUDE UNGROUND		LB		301
353	MOROCCO	33858	1867	
400	U STATES	2890	646	
		36748	2513	
TEA BLACK		LB		319
100	U KINGDOM	207282	146840	
203	B E AFR	249096	119120	
215	INDIA	2499201	1415754	
217	CEYLON	1643833	1004694	
218	MALAYA	45980	21379	
231	HONG KONG	11895	4155	
313	CHINA	3610	1007	
347	JAPAN	36200	5789	
355	INDONESIA	7080	3382	
393	TAIWAN	25000	5676	
400	U STATES	11330	6086	
		4740507	2733802	

IMPORTS INTO CANADA FOR CONSUMPTION

Articles and Countries from which Imported	MONTH OF JANUARY 1957		Class Number
	Quantities	Values (\$)	
TEA GREEN			
231 HONG KONG	LB 2160	1203	320
347 JAPAN	1918	361	
400 U STATES	1053	406	
		5131	
VINEGAR			
100 U KINGDOM	GAL 19	79	341
		19	
YEAST IN CAKES AND PACKAGES			
100 U KINGDOM	LB 26750	1989	352
400 U STATES	1675	1015	
	28425	3004	
YEAST IN BULK			
400 U STATES	LB 1260	338	353
		1260	
HOPS			
335 GERMANY W	LB 2016	2243	362
388 YUGO SLAV	3307	3701	
400 U STATES	158696	97811	
	164019	103755	
LIQUORICE UNSWEETENED			
400 U STATES	LB 169698	35291	364
		169698	
MALT SYRUP AND EXTRACTS			
100 U KINGDOM	LB 57550	7345	365
400 U STATES	47100	8070	
	104650	15415	
ESSENCES EXTRACTS N O P			
400 U STATES	GAL 74	1400	367
		74	
FOODSTUFFS TAR 18A 19 140A 206			
400 U STATES		376	369
		376	
POTATOES FRENCH FRIED FROZEN			
400 U STATES	LB 311127	48285	380
		311127	
POTATO CHIPS NOT FROZEN			
400 U STATES	LB 304786	114245	381
		304786	
VEGETABLE FOOD PRODUCTS N O P			
100 U KINGDOM		2033	390
231 HONG KONG		3620	
335 GERMANY W		191	
347 JAPAN		341	
400 U STATES		121048	
		127233	



IMPORTS INTO CANADA FOR CONSUMPTION

Articles and Countries from which imported	MONTH OF JANUARY 1957		Class Number
	Quantities	Values (\$)	
<u>GROUP 1</u>			
<u>AGRICULTURAL PRODUCTS</u>			
<u>B OTHER THAN FOOD</u>			
ALE BEER PORTER AND STOUT	GAL		1501
100 U KINGDOM	24239	31584	
335 GERMANY W	1400	1710	
347 JAPAN	100	299	
354 NETHRLNDS	1000	800	
	26739	34393	
BRANDY	P GAL		1511
100 U KINGDOM	140	810	
207 UN SO AFR	5926	17155	
208 BSA OTHER	47	321	
232 MALTA	134	630	
234 AUSTRALIA	6638	21101	
318 DENMARK	9	160	
327 FRANCE	11046	101188	
336 GREECE	222	1893	
344 ITALY	67	455	
366 PORTUGAL	1851	7862	
372 SPAIN	280	1570	
	26360	153145	
CORDIALS AND LIQUEURS M O P	P GAL		1512
100 U KINGDOM	1296	17330	
231 HONG KONG	79	839	
313 CHINA	36	882	
318 DENMARK	501	7274	
327 FRANCE	3959	45940	
340 HUNGARY	120	751	
344 ITALY	181	1890	
352 MEXICO	22	482	
354 NETHRLNDS	1890	19561	
359 NORWAY	136	680	
375 SWEDEN	9	93	
384 P RICO	140	784	
388 YUGO SLAV	137	793	
	8506	97239	
GIN	P GAL		1513
100 U KINGDOM	6904	36480	
354 NETHRLNDS	593	2207	
	7497	38687	
RUM	P GAL		1514
100 U KINGDOM	50455	145499	
221 B GUIANA	18053	23339	
223 BARBA008	7966	23370	
224 JAMAICA	10005	30438	
225 TRINIOAD	3377	15657	
316 CUBA	645	7812	
327 FRANCE	36	265	
338 HAITI	8	124	
384 P RICO	3673	26242	
400 U STATES	11	93	
	94229	272839	
WHISKY	P GAL		1515
100 U KINGDOM	69048	548859	
354 NETHRLNDS	2067	8113	
400 U STATES	136824	258641	
	207939	815613	
ABSINTHE ALCOHOLIC LIQUORS NOP	P GAL		1516
WINES NON SPARKLING	GAL		1530
100 U KINGDOM	7808	36894	
207 UN SO AFR	13422	21298	
232 MALTA	1313	1980	
234 AUSTRALIA	21385	45434	
327 FRANCE	25101	99351	
328 FR AFRICA	1095	1553	
335 GERMANY W	2432	15742	
336 GREECE	1805	2068	
340 HUNGARY	34	237	
344 ITALY	17069	83467	
354 NETHRLNDS	74	435	
360 ISRAEL	299	1136	
366 PORTUGAL	15328	25128	
372 SPAIN	8746	25192	
376 SWITZRLND	100	425	
389 IRELAND	2576	13045	
400 U STATES	8787	25912	
	127374	371297	
WINES SPARKLING	GAL		1560
234 AUSTRALIA	82	466	
306 BELGIUM	62	839	
327 FRANCE	3409	37274	
335 GERMANY W	110	532	
344 ITALY	472	2215	
354 NETHRLNDS	60	375	
	4195	41701	

IMPORTS INTO CANADA FOR CONSUMPTION

Articles and Countries from which Imported	MONTH OF JANUARY 1957		Class Number
	Quantities	Values (\$)	
GUMS AMBER AND ARABIC 400 U STATES	LB 67233	17686	1571
	67233	17686	
GUMS AUSTL COPAL DAMAR ETC 400 U STATES	CWT 30	716	1572
	30	716	
GUMS BARBERRY ELEMI GEDDA ETC 400 U STATES	CWT 836	36769	1573
	836	36769	
BURGUNDY PITCH 400 U STATES	LB 8953	1220	1575
	8953	1220	
CHICLE OR SAPPATO GUM CRUDE 337 GUATEMALA 400 U STATES	LB 101564	89531	1576
	98197	45703	
	199761	135234	
SHELLAC BLEACHED 400 U STATES	LB 8000	4135	1577
	8000	4135	
DRAGONS BLOOD 400 U STATES	LB 20	58	1578
	20	58	
LAC CRUDE SEED STICK AND SHELL 215 INDIA 371 THAILAND 400 U STATES	LB 64288	21895	1579
	203895	63767	
	41663	11178	
	309846	96840	
RESIN OR ROSIN 400 U STATES	CWT 26012	167094	1580
	26012	167094	
ROSIN SIZING 400 U STATES	CWT 13595	135771	1581
	13595	135771	
WAX SEALING 100 U KINGDOM 400 U STATES		88	1582
		462	
		550	
GUMS AND BLENDS N O P 100 U KINGDOM 400 U STATES	LB 8670	6558	1583
	182116	72263	
	190786	78821	
TALL OIL AND TALL OIL PITCH 400 U STATES	CWT 5744	36228	1584
	5744	36228	
COTTON SEED CAKE AND MEAL 400 U STATES	CWT 830	2666	1591
	830	2666	
LINSEED OIL CAKE AND MEAL 400 U STATES	CWT 16481	45769	1592
	16481	45769	
PALM NUT CAKE AND MEAL 400 U STATES	CWT 451678	1104205	1594
	451678	1104205	
SOYA BEAN FLOUR 400 U STATES	CWT 2160	12357	1595
	2160	12357	
PEANUT OIL CAKE AND MEAL 400 U STATES	CWT 2160	12357	1596
	2160	12357	
CASTOR OIL NOT EDIBLE 309 BRAZIL 400 U STATES	CWT 1551	32823	1601
	89	3192	
	1640	36015	
CHINAWOOD OIL NOT EDIBLE 231 HONG KONG 304 ARGENTINA	CWT 224	4701	1602
	320	6948	
	544	11649	
COCOANUT OIL NDT EDIBLE 217 CEYLON 400 U STATES	CWT 14346	156251	1603
	1241	23309	
	15587	179560	
COTTON SEED OIL NOT EDIBLE 400 U STATES	CWT 19957	271955	1605
	19957	271955	
ESSENTIAL OIL N O P 100 U KINGDOM 217 CEYLON 231 HONG KONG 306 BELGIUM 309 BRAZIL 312 CHILE 327 FRANCE 335 GERMANY W 344 ITALY 352 MEXICO 354 NETHRLNDS 372 SPAIN 376 SWITZRLND 400 U STATES	LB 2613	9479	1606
	1600	1321	
	4200	7892	
	106	192	
	490	1344	
	2	124	
	42	553	
	5631	4633	
	10	82	
	200	801	
	1600	1751	
	3715	6392	
	238	4283	
	102210	297140	
	122561	335987	
EUCALYPTUS OIL	LB		1607

IMPORTS INTO CANADA FOR CONSUMPTION

Articles and Countries from which Imported	MONTH OF JANUARY 1957		Class Number
	Quantities	Values (\$)	
FLAXSEED OR LINSEED OIL 400 U STATES	CWT 171	2878	1608
FOOTS OF COTTON SEED OR OLIVES 400 U STATES	CWT 60	642	1609
OLIVE OIL FOR MANUFACTURING	CWT 60	642	1610
PALM AND PALM KERNEL OIL 100 U KINGDOM 218 MALAYA 307 BEL CONGO 354 NETHRLNDS	CWT 4486 23297 9729 495 38007	51788 258257 84910 8001 402956	1611
PEANUT OIL 400 U STATES	CWT 3004	55265	1613
PEPPERMINT OIL 400 U STATES	LB 4964	27100	1614
RESIN OIL 400 U STATES	CWT 37	443	1617
SESAME SEED OIL 231 HONG KONG 400 U STATES	CWT 7 8 15	367 289 656	1618
SOYA BEAN OIL FOR MANUFACTURE 400 U STATES	CWT 5201	79914	1619
VEGETABLE OIL N O P NOT EDIBLE 231 HONG KONG 400 U STATES	CWT 22 9317 9339	1902 149815 151717	1620
RAPE SEED OIL	CWT		1621
CASHEW NUT SHELL OIL	CWT		1622
BITICICA OIL	CWT		1623
SUNFLOWER SEED OIL	CWT		1624
VEGETABLE OILS FOR TEXTILES 100 U KINGDOM 400 U STATES	CWT 340 2197 2537	7337 47172 54509	1625
LEMON OIL AND ORANGE OIL 224 JAMAICA 344 ITALY 354 NETHRLNDS 400 U STATES	LB 1032 525 3200 8999 13756	2900 1706 14645 23498 42749	1626
SPEARMINT OIL 400 U STATES	LB 3900	16872	1627
ROSE BUSHES NOP 306 BELGIUM 318 DENMARK 354 NETHRLNDS 400 U STATES	NO 30066 14450 54162 144657 243335	4776 2546 12470 42457 62249	1646
BUSHES ROOTS AND VINES N O P	NO		1647
APPLE TREES N O P 354 NETHRLNDS 400 U STATES	NO 810 500 1310	437 359 796	1651
PEACH TREES AND JUNE BUDS NOP 400 U STATES	NO 3417	1554	1653
FRUIT TREES N O P	NO	1554	1657
AZALEAS RHODODENORONS ETC 100 U KINGDOM 224 JAMAICA 231 HONG KONG 306 BELGIUM 347 JAPAN 354 NETHRLNDS 400 U STATES		386 780 661 26250 426 5945 52488 86936	1662
PALMS FERNS FICUB CANNAS ETC 354 NETHRLNDS 400 U STATES		2128 464 2592	1663
TULIP BULBS			1664
GLADIOLI BULBS 354 NETHRLNDS 400 U STATES		3873 1468 5341	1665
FLOWERS AND FOLIAGE CUT 100 U KINGDOM 231 HONG KONG		190 129	1666

IMPORTS INTO CANADA FOR CONSUMPTION

22

Articles and Countries from which Imported	MONTH OF JANUARY 1957		Class Number
	Quantities	Values (\$)	
327 FRANCE		96	
354 NETHRLNDS		89	
376 SWITZRLNO		99	
400 U STATES		190866	
TREES SEEDLING STOCK		191469	1668
354 NETHRLNDS		5265	
400 U STATES		338	
FLORIST OR NURSERY STOCK N O P		5603	1669
306 BELGIUM		789	
318 DENMARK		683	
347 JAPAN		110	
354 NETHRLNDS		26273	
400 U STATES		19172	
LATEX NATURAL		47027	1678
218 MALAYA	LB 288810	115984	
400 U STATES	833474	328391	
LATEX SYNTHETIC	1122284	444375	1679
400 U STATES	LB 452773	160258	
BALATA CRUDE	452773	160258	1681
400 U STATES	LB 1200	3602	
GUTTA PERCHA UNMANUFACTURED	1200	3602	1682
RUBBER CRUDE CAOUTCHOUC	LB		1683
217 CEYLON	LB 392000	105042	
218 MALAYA	10275343	2912099	
355 INDOONESIA	134554	35651	
371 THAILAND	112000	24913	
400 U STATES	618643	196963	
COMB BLANKS OF HARD RUBBER	11532540	3274668	1684
RUBBER POWDERED WASTE OR JUNK	CWT		1687
100 U KINGDOM	204	878	
400 U STATES	659	4100	
RUBBER RECOVERED	863	4978	1688
100 U KINGDOM	CWT 820	6629	
400 U STATES	24817	227525	
RUBBER SUBSTITUTE OR SYNTHETIC	25637	234154	1689
400 U STATES	CWT 15130	416897	
RUBBER THREAD NOT COVERED	15130	416897	1690
100 U KINGDOM	LB 705	924	
400 U STATES	23453	38138	
HARD RUBBER STRIP SHEET ROD	24158	39062	1691
400 U STATES	LB 2263	3005	
FOAM RUBBER SHEETING	2263	3005	1697
400 U STATES		6329	
RUBBER SHEETING N O P		6329	1698
100 U KINGDOM		7119	
218 MALAYA		42244	
335 GERMANY W		898	
354 NETHRLNDS		183	
400 U STATES		14997	
CONVEYOR BELTING OF RUBBER		65441	1699
100 U KINGDOM		2499	
400 U STATES		22786	
BATHING SHOES RUBBER		25285	1700
BELTING RUBBER	PAIR		1701
100 U KINGDOM		3838	
335 GERMANY W		122	
400 U STATES		24960	
CANVAS SHOES RUBBER SOLES		28920	1702
100 U KINGDOM	PAIR 78	183	
215 INDIA	27840	9178	
231 HONG KONG	212440	98265	
317 CZECHO S	1650	979	
347 JAPAN	24480	9121	
400 U STATES	305	675	
BOOTS AND SHOES RUBBER N O P	266793	118401	1703
100 U KINGDOM	PAIR 45566	71141	
317 CZECHO S	12410	12835	
347 JAPAN	10096	11477	
400 U STATES	2739	4167	
CEMENT RUBBER	70811	99620	1704
100 U KINGDOM		312	
400 U STATES		111301	
CLOTHING RUBBER N O P		111613	1705
100 U KINGDOM		6350	

IMPORTS INTO CANADA FOR CONSUMPTION

Articles and Countries from which Imported	MONTH OF JANUARY 1957		Class Number
	Quantities	Values (\$)	
231 HONG KONG		774	
400 U STATES		5112	
GLOVES RUBBER		12236	1706
100 U KINGDOM	DZ PR 2853	9353	
317 CZECHO S	610	638	
400 U STATES	6705	31973	
GOLF BALLS	10168	41964	1707
100 U KINGDOM	DOZ 4111	12373	
347 JAPAN	200	511	
400 U STATES	73	269	
HEELS RUBBER	4384	13153	1708
400 U STATES	PAIR 72296	10092	
HOSE RUBBER OR RUBBER LINED	72296	10092	1709
100 U KINGDOM		10785	
335 GERMANY W		1018	
347 JAPAN		9438	
354 NETHRLNDS		1502	
375 SWEDEN		102	
400 U STATES		205613	
WATER BOTTLES RUBBER		228458	1710
100 U KINGDOM		3071	
317 CZECHO S		662	
347 JAPAN		446	
400 U STATES		1104	
MATERIALS FOR SEALING COMPOUND		5283	1711
400 U STATES		5378	
MATS AND MATTING RUBBER		5378	1712
335 GERMANY W		451	
354 NETHRLNDS		1861	
400 U STATES		111068	
PACKING RUBBER		113380	1713
100 U KINGDOM		812	
335 GERMANY W		176	
375 SWEDEN		1277	
400 U STATES		28269	
RAINCOATS RUBBER		30534	1714
TIRES BICYCLE AND MOTORCYCLE	NO		1715
100 U KINGDOM	NO 5717	12518	
306 BELGIUM	300	196	
335 GERMANY W	60	218	
354 NETHRLNDS	383	267	
400 U STATES	962	918	
TIRES CASINGS N O P	7422	14117	1716
100 U KINGDOM	NO 1574	21879	
327 FRANCE	336	26064	
335 GERMANY W	300	3320	
347 JAPAN	14	602	
375 SWEDEN	2500	5928	
400 U STATES	8348	521431	
TIRES INNER TUBES N O P	13072	579224	1717
100 U KINGDOM	NO 649	1157	
327 FRANCE	181	911	
375 SWEDEN	3900	2237	
400 U STATES	8822	18483	
TIRES SOLID AUTOMOBILE	13552	22788	1718
400 U STATES	NO 315	8170	
TIRES SOLID RUBBER N O P	315	8170	1719
100 U KINGDOM		3717	
400 U STATES		28893	
MANUFACTURES OF RUBBER N O P		32610	1720
100 U KINGDOM		17533	
305 AUSTRIA		131	
317 CZECHO S		110	
327 FRANCE		152	
335 GERMANY W		3641	
344 ITALY		154	
347 JAPAN		1131	
354 NETHRLNDS		185	
375 SWEDEN		111	
400 U STATES		397756	
TIRES INNER TUBES BICYCLE		420904	1721
100 U KINGDOM	NO 6502	2140	
335 GERMANY W	1378	477	
354 NETHRLNDS	546	138	
400 U STATES	132	96	
GASKETS AND WASHERS RUBBER	8558	2851	1722
100 U KINGDOM		117	
335 GERMANY W		54	

IMPORTS INTO CANADA FOR CONSUMPTION

Articles and Countries from which Imported	MONTH OF JANUARY 1957		Class Number
	Quantities	Values (\$)	
400 U STATES		132343	
DRUGGISTS SUNDRIES RUBBER		132514	1723
100 U KINGDOM		3521	
317 CZECHO S		410	
335 GERMANY W		567	
354 NETHRLNDS		1815	
400 U STATES		80166	
TIRE REPAIR MATERIAL OF RUBBER		86479	1724
327 FRANCE		317	
335 GERMANY W		1490	
400 U STATES		28706	
MURSING NIPPLES RUBBER	GROSS	30513	1725
400 U STATES	1656	4125	
FLOORING AND TILE OF RUBBER	1656	4125	1726
400 U STATES	SO YD		
	13551	24171	
V BELTS CHIEFLY OF RUBBER	13551	24171	1727
100 U KINGDOM		793	
317 CZECHO S		2928	
335 GERMANY W		136	
400 U STATES		61096	
SOLES SOLING MATERIALS RUBBER		64953	1728
400 U STATES		40321	
AUTOMOTIVE PARTS OF RUBBER NOP		40321	1729
100 U KINGDOM		2021	
400 U STATES		189926	
WEATHERSTRIPPING OF RUBBER		191947	1730
400 U STATES		130760	
TIRES PNEUM USED EXCEPT SCRAP	NO	130760	1731
400 U STATES	19540	58053	
TIRES TRACTOR AND IMPLEMENT	19540	58053	1732
375 SWEDEN	NO		
400 U STATES	1502	3183	
	5232	73839	
ANNATTO SEED		6734	1741
SUGAR BEET SEED	LB		1744
400 U STATES	259660	52007	
SEEDS FOR BLENDING	259660	52007	1746
215 INDIA	LB		
400 U STATES	15040	2123	
	64609	7260	
COTTON SEED		79649	1747
CLOVER SEED	CWT		1750
100 U KINGDOM	LB		
236 NEW ZEAL	21803	14264	
400 U STATES	6999	5557	
	1153419	480431	
FLAX SEED		1182221	1751
400 U STATES	BUSH		
	570	3095	
BENT GRASS SEED		570	1753
400 U STATES	LB		
GRASS SEED TIMOTHY	57650	26599	1754
GRASS SEED N O P	57650	26599	1755
236 NEW ZEAL	LB		
318 DENMARK	2800	2484	
400 U STATES	43200	9830	
	676231	139613	
MILLET AND RAPE SEED		722231	1756
400 U STATES	LB		
	125200	5976	
MUSHROOM SPAWN		125200	1757
400 U STATES		7094	
SEED BEANS AND SEED PEAS		7094	1758
100 U KINGDOM	LB		
203 B E AFR	1270	212	
400 U STATES	37200	4915	
	8100	1283	
SEED POTATOES		46570	1759
SEEDS 5 DOLLARS OR OVER PER LB	CWT		1762
100 U KINGDOM		283	
318 DENMARK		326	
335 GERMANY W		65	
347 JAPAN		330	
354 NETHRLNDS		1167	
400 U STATES		14436	
GARDEN FIELD ROOT SEEDS N O P		16607	1766
100 U KINGDOM		4945	
231 HONG KONG		3107	

IMPORTS INTO CANADA FOR CONSUMPTION

Articles and Countries from which Imported	MONTH OF JANUARY 1957		Class Number
	Quantities	Values (\$)	
318 DENMARK		954	
327 FRANCE		205	
335 GERMANY W		50	
352 MEXICO		1228	
354 NETHRLNDS		3377	
358 NICARAGUA		6406	
400 U STATES		128018	
		148290	
TOBACCO TURKISH UNSTEMMED	LB		1776
336 GREECE	2749	2859	
379 TURKEY	16636	14277	
	19385	17136	
TOBACCO FLUE CURED UNSTEMMED	LB		1778
400 U STATES	881	891	
	881	891	
CIGAR LEAF UNSTEMMED	LB		1779
316 CUBA	3624	8429	
400 U STATES	48940	147573	
	52564	156002	
TOBACCO N O P UNSTEMMED	LB		1780
392 SYRIA	662	270	
400 U STATES	245	71	
	907	341	
CIGAR LEAF STEMMED	LB		1782
316 CUBA	32356	42591	
400 U STATES	13917	4875	
	46273	47466	
TOBACCO N O P STEMMED	LB		1783
CIGARS	LB		1784
316 CUBA	412	3345	
354 NETHRLNDS	2642	8180	
400 U STATES	1969	4205	
	5023	15730	
CIGARETTES	LB		1785
100 U KINGDOM	5459	8644	
327 FRANCE	263	351	
335 GERMANY W	123	195	
400 U STATES	5453	90750	
	60398	99940	
SNUFF	LB		1786
100 U KINGDOM	653	827	
	653	827	
TOBACCO CUT	LB		1787
100 U KINGDOM	5931	12080	
354 NETHRLNDS	2973	2161	
400 U STATES	16621	19632	
	25525	33873	
TOBACCO MANUFACTURED N O P	LB		1788
100 U KINGDOM	384	318	
	384	318	
LOCUST BEANS LOCUST BEAN MEAL	LB		1811
BROOM CORN	CWT		1813
304 ARGENTINA	400	8772	
344 ITALY	1280	30417	
388 YUGO SLAV	1481	18773	
400 U STATES	531	12779	
	3692	70741	
CATTLE FOOD WITH MOLASSES			1815
400 U STATES		4631	
		4631	
DRUGS CRUDE BARKS FLOWERS			1816
100 U KINGDOM		454	
215 INDIA		960	
231 HONG KONG		8667	
335 GERMANY W		541	
400 U STATES		17778	
		28400	
GLUE VEGETABLE	LB		1817
100 U KINGDOM	580	210	
400 U STATES	1741	259	
	2321	469	
HAY AND STRAW	TON		1818
400 U STATES	2449	67887	
	2449	67887	
IVORY NUTS			1819
321 ECUADOR		2255	
		2255	
MUCILAGE AND ADHESIVE PASTE	LB		1824
100 U KINGDOM	2016	322	
400 U STATES	17276	6711	
	19292	7033	
PALM LEAF UNMANUFACTURED			1825
ROOTS MEDICINAL ALKANET JALAP			1827
231 HONG KONG		255	
400 U STATES		3116	
		3371	
STARCH AND PREPARATIONS N O P	LB		1828
231 HONG KONG	700	144	
335 GERMANY W	231	162	
354 NETHRLNDS	47114	6523	
400 U STATES	1018983	82936	
	1067028	89765	

IMPORTS INTO CANADA FOR CONSUMPTION

Articles and Countries from which Imported	MONTH OF JANUARY 1957		Class Number
	Quantities	Values (\$)	
STARCH POTATO POTATO FLOUR 400 U STATES	LB 167700	16709	1829
STARCH FOR PASTE	LB 167700	16709	1830
TAR PINE CRUDE IN BULK 359 NORWAY 400 U STATES	GAL 167 22088	165 10299	1832
TEASELS		10464	1833
TURPENTINE RAW OR CRUDE 400 U STATES	LB 1980	197	1834
TURPENTINE SPIRITS OF 400 U STATES	GAL 74493	55974	1835
VEGETABLE PRODUCTS N O P 100 U KINGDOM 231 HONG KONG 335 GERMANY W 347 JAPAN 400 U STATES		459 1673 705 924 9151	1836
VEGETABLE COLOURING 100 U KINGDOM 400 U STATES		106 7319	1839
DEXTRINE STARCH MIXTURES N O P 100 U KINGDOM 354 NETHRLNDS 400 U STATES	LB 67200 43542 13000	4627 2893 1441	1840
DEXTRINE STARCH NOT A PASTE 376 SWITZRLND	LB 1323	189	1841
DISTILLERS SOLUBLES 400 U STATES	CWT 20	197	1842
VEGETABLE FLOUR N O P NOT EDIBLE 309 BRAZIL 371 THAILAND 400 U STATES		3230 3490 25551	1843
NON FOODS TAR 68A 206 662 809 400 U STATES		32271 236	1844
VEGETABLE FLAVOURINGS 100 U KINGDOM 327 FRANCE 354 NETHRLNDS 400 U STATES		6601 748 842 39773	1845
SIZING PREPARATIONS N O P 400 U STATES	LB 54758	5264	1846
		5264	

IMPORTS INTO CANADA FOR CONSUMPTION

Articles and Countries from which Imported	MONTH OF JANUARY 1957		Class Number
	Quantities	Values (\$)	
<u>GROUP 2</u>			
<u>ANIMALS AND ANIMAL PRODUCTS</u>			
CATTLE PURE BRED	NO		2012
100 U KINGDOM	6	4500	
400 U STATES	64	28568	
	70	33068	
BABY CHICKS AND TURKEY POULTS	NO		2013
400 U STATES	172234	62508	
	172234	62508	
DOGS PURE BRED	NO		2014
100 U KINGDOM	32	1847	
354 NETHRLNDS	1	50	
400 U STATES	36	3672	
	69	5569	
FOWLS DOMESTIC PURE BRED	NO		2015
400 U STATES	20	58	
	20	58	
HORSES PURE BRED	NO		2018
100 U KINGDOM	1	250	
400 U STATES	13	5824	
	14	6074	
RABBITS PURE BRED	NO		2019
400 U STATES	5	288	
	5	288	
SHEEP PURE BRED	NO		2020
ANIMALS FOR IMP OF STOCK N O P	NO		2021
100 U KINGDOM	3	300	
	3	300	
HORSES N O P	NO		2035
100 U KINGDOM	136	13304	
400 U STATES	55	6757	
	191	20061	
LIVESTOCK N O P	NO		2037
400 U STATES	5777	440399	
	5777	440399	
BEES	PKGS		2041
FOXES	NO		2042
400 U STATES	2	145	
	2	145	
LEECHES			2043
PIGEONS HOMING AND PHEASANTS			2044
400 U STATES		387	
		387	
TURTLES			2045
400 U STATES		1625	
		1625	
ALL OTHER ANIMALS LIVING N O P			2046
100 U KINGDOM		196	
215 INDIA		14476	
306 BELGIUM		336	
318 DENMARK		563	
335 GERMANY W		110	
354 NETHRLNDS		785	
364 PHIL		950	
400 U STATES		12149	
		29565	
MINK	NO		2047
326 FINLAND	4	285	
400 U STATES	664	51256	
	668	51541	
BONES CRUDE	CWT		2051
400 U STATES	1919	8534	
	1919	8534	
BONE DUST CHARRED BONE	CWT		2052
100 U KINGDOM	4420	9012	
400 U STATES	386	6329	
	4806	15341	
BONE PITCH CRUDE ONLY	CWT		2053
400 U STATES	395	1991	
	395	1991	
CHARCOAL ANIMAL FOR SUGAR	CWT		2054
100 U KINGDOM	2831	26286	
354 NETHRLNDS	1106	6173	
	3937	32459	
IVORY AND MANUFACTURES			2063
100 U KINGDOM		765	
231 HONG KONG		103	
344 ITALY		475	
		1343	
BUTTON BLANKS OF SHELL ROUGH			2071
SHELLS UNMANUFACTURED FOSSILS			2073
100 U KINGDOM		1784	
347 JAPAN		78	
400 U STATES		3099	
		4961	
SHELLS N O P CRUSHED OR GROUND	CWT		2074
400 U STATES	20	58	
	20	58	

IMPORTS INTO CANADA FOR CONSUMPTION

Articles and Countries from which Imported	MONTH OF JANUARY 1957		Class Number
	Quantities	Values (\$)	
OYSTER SHELLS CRUSHEO OR NOT 400 U STATES	CWT 8 4904	56304	2075
FEATHERS NATURAL			2081
207 UN SO AFR		197	
231 HONG KONG		10030	
400 U STATES		10729	
		20956	
BADMINTON SHUTTLECOCKS BIROS	GROSS		2083
100 U KINGDOM	20	450	
215 INOIA	17	51	
318 DENMARK	87	2231	
347 JAPAN	18	129	
400 U STATES	261	8445	
	403	11306	
MANUFACTURES OF FEATHERS N O P			2084
100 U KINGDOM		244	
215 INOIA		874	
231 HONG KONG		68	
327 FRANCE		1284	
352 MEXICO		166	
400 U STATES		4295	
		6931	
FEATHERBONE COILS			2085
400 U STATES		436	
		436	
QUILLS NATURAL OR UNPLUMED			2086
400 U STATES		3470	
		3470	
COD HADDOCK POLLOCK FRESH	LB		2091
100 U KINGDOM	2366	537	
381 ALASKA	38434	6645	
400 U STATES	72446	14297	
	113246	21479	
HALIBUT FRESH	LB		2092
381 ALASKA	156583	41434	
400 U STATES	203739	53941	
	360322	95375	
FISH LIVERS	LB		2093
400 U STATES	32957	5475	
	32957	5475	
HERRINGS FRESH	LB		2094
LIVE FISH AND EGGS PROPAGATING			2095
400 U STATES		5382	
		5382	
LOBSTERS FRESH	LB		2096
400 U STATES	4648	2791	
	4648	2791	
MACKEREL FRESH	LB		2097
OYSTERS SEED AND BREEDING			2098
OYSTERS IN THE SHELL	BRL		2099
400 U STATES	43	899	
	43	899	
OYSTERS SHELLED IN BULK	GAL		2100
400 U STATES	11838	86765	
	11838	86765	
SALMON FRESH	LB		2101
400 U STATES	38250	16720	
	38250	16720	
SQUID FRESH			2102
231 HONG KONG		1579	
400 U STATES		1284	
		2863	
FISH ALL OTHER FRESH	LB		2103
100 U KINGDOM	1978	774	
231 HONG KONG	740	247	
347 JAPAN	880225	118926	
400 U STATES	120725	26911	
	1003668	146858	
COD HADDOCK POLLOCK DRIED	LB		2111
100 U KINGDOM	11183	2209	
	11183	2209	
COD HADDOCK POLLOCK SALTED	LB		2113
HERRINGS SALTED	LB		2115
100 U KINGDOM	40562	5600	
354 NETHRLNDS	11753	1788	
359 NORWAY	29580	3320	
400 U STATES	21000	3713	
	102895	14421	
SALMON SALTED	LB		2118
400 U STATES	240	191	
	240	191	
SALMON SMOKED	LB		2119
400 U STATES	275	251	
	275	251	
FISH DRIED N O P	LB		2120
231 HONG KONG	1450	957	
347 JAPAN	1025	463	
400 U STATES	170	75	
	2645	1495	
FISH ALL OTHER SALTED	LB		2121
100 U KINGDOM	6300	945	

IMPORTS INTO CANADA FOR CONSUMPTION

Articles and Countries from which Imported	MONTH OF JANUARY 1957		Class Number
	Quantities	Values (\$)	
231 HONG KONG	11160	4929	
372 SPAIN	22875	5049	
400 U STATES	3400	1092	
	43735	12015	
FISH OTHER SMOKED OR BONELESS	LB		2122
100 U KINGDOM	45398	7539	
354 NETHRLNDS	4125	495	
400 U STATES	11498	3514	
	61021	11548	
CRABS CLAMS SHRIMPS CANNED	LB		2131
347 JAPAN	131901	23003	
359 NORWAY	781	1213	
400 U STATES	125270	157825	
	257952	182041	
KIPPERED HERRINGS CANNED	LB		2132
100 U KINGDOM	24918	5951	
326 FINLAND	890	547	
359 NORWAY	41020	12505	
	66828	19003	
LOBSTERS CANNED PREPARED N O P	LB		2133
OYSTERS SHELLLED IN CANS	QUART		2136
400 U STATES	14166	27197	
	14166	27197	
OYSTERS PREPARED PRESERVED NOP	LB		2137
231 HONG KONG	2160	2049	
347 JAPAN	16200	7982	
400 U STATES	14000	10836	
	32360	20867	
SALMON CANNED PREPARED N O P	LB		2138
347 JAPAN	312000	176036	
400 U STATES	100	64	
	312100	176100	
PILCHARD CANNED	LB		2139
ANCHOVIES SARDINES CANNED	LB		2140
318 DENMARK	7508	3757	
327 FRANCE	680	635	
335 GERMANY W	133	63	
359 NORWAY	133583	84743	
366 PORTUGAL	25422	15664	
400 U STATES	2626	1918	
	169952	106780	
TUNA FISH CANNED	LB		2143
347 JAPAN	156808	54441	
	156808	54441	
FISH PRESERVED IN OIL N O P			2144
231 HONG KONG		3114	
327 FRANCE		415	
335 GERMANY W		2482	
347 JAPAN		3574	
354 NETHRLNDS		555	
363 PERU		20277	
366 PORTUGAL		5480	
400 U STATES		638	
		36535	
FISH PREPARED OR PRESERVED NOP			2145
100 U KINGDOM		1509	
231 HONG KONG		4191	
335 GERMANY W		169	
347 JAPAN		1863	
352 MEXICO		2024	
354 NETHRLNDS		201	
359 NORWAY		489	
400 U STATES		8044	
		18490	
HERRINGS CANNED	LB		2146
100 U KINGDOM	11781	1913	
231 HONG KONG	180	119	
335 GERMANY W	15465	3970	
354 NETHRLNDS	975	166	
359 NORWAY	844	210	
	29245	6378	
FISH OFFAL OR REFUSE	CWT		2151
400 U STATES	523	1505	
	523	1505	
SPONGES OF MARINE PRODUCTION			2152
316 CUBA		1558	
336 GREECE		420	
379 TURKEY		72	
400 U STATES		134	
		2184	
FISHERY PRODUCTS N O P			2153
231 HONG KONG		19554	
234 AUSTRALIA		1055	
335 GERMANY W		200	
347 JAPAN		4427	
400 U STATES		84693	
		109929	
FISH MEAL	CWT		2154
FUR SKINS CHINA AND JAP MINK	NO		2155
400 U STATES	1000	2557	
	1000	2557	
FUR SKINS OPDSSUM UNDRRESSED	NO		2156

IMPORTS INTO CANADA FOR CONSUMPTION

Articles and Countries from which Imported	MONTH OF JANUARY 1957		Class Number
	Quantities	Values (\$)	
FUR SKINS RACCOON UNDRESSED 400 U STATES	NO 32814	90238	2157
FUR SKINS SHEEP LAMB UNDRESSED 304 ARGENTINA 400 U STATES	NO 5900 23381 29281	11575 45456 57031	2158
FUR SKINS MARINE UNDRESSED 400 U STATES	NO 63	365	2161
FUR SKINS FOX UNDRESSED 100 U KINGDOM 400 U STATES	NO 600 51 651	7926 246 8172	2162
FUR SKINS KOLINSKY UNDRESSED 100 U KINGDOM 313 CHINA	NO 3290 11001 14291	6005 13119 19124	2163
FUR SKINS MINK UNDRESSED 100 U KINGDOM 326 FINLAND 334 ST PIERRE 400 U STATES	NO 479 434 277 58063 59253	4235 8668 6141 1000727 1019771	2164
FUR SKINS MUSKRAT UNDRESSED 400 U STATES	NO 610913	731070	2165
FUR SKINS PERSIAN LAMB UNDRESSED 100 U KINGDOM 216 PAKISTAN 354 NETHRLNDS 380 USSR 400 U STATES	NO 19500 1680 3184 1496 65098 90958	119745 7032 18756 10472 496447 652452	2166
FUR SKINS RABBIT UNDRESSED 327 FRANCE 400 U STATES	NO 25000 832 25832	9861 278 10139	2167
FUR SKINS SQUIRREL UNDRESSED 400 U STATES	NO 38400	30658	2168
FUR SKINS UNDRESSED N O P 100 U KINGDOM 400 U STATES	NO 3525 3856 7381	11195 30355 41550	2169
ASTRACHAN RUSSIAN HARE DRESSED			2171
RABBIT SKINS DRESSED N O P	002		2172
FUR SKINS DRESSED N O P 100 U KINGDOM 304 ARGENTINA 335 GERMANY W 344 ITALY 400 U STATES		1074 3358 291 110 356422 361255	2173
HATTERS FURS NOT ON THE SKIN 306 BELGIUM 327 FRANCE 335 GERMANY W 400 U STATES	LB 3300 645 30 9707 13682	9563 2547 95 41538 53743	2174
FUR SKINS SHEEP DRESSED 400 U STATES		6373 6373	2175
MANUFACTURES OF FUR N O P 100 U KINGDOM 335 GERMANY W 365 POLAND 372 SPAIN 375 SWEDEN 400 U STATES		2375 120 603 62 56 58416 61632	2181
BRISTLES ANIMAL 100 U KINGDOM 327 FRANCE 354 NETHRLNDS 400 U STATES	LB 32896 2831 5237 498 41462	99649 7635 12900 2432 122616	2191
HAIR UNMANUFACTURED 317 CZECHOS 335 GERMANY W 400 U STATES	LB 11 17 134109 134137	250 285 28880 29415	2192
HORSE HAIR 100 U KINGDOM 400 U STATES	LB 34 4597 4631	234 7085 7319	2193
HAIR CURLED DYE N O P 100 U KINGDOM 335 GERMANY W 400 U STATES		55 506 2426 2289	2194
MANUFACTURES OF HAIR N O P 100 U KINGDOM 231 HONG KONG		1449 1441	2195

IMPORTS INTO CANADA FOR CONSUMPTION

31

Articles and Countries from which Imported	MONTH OF JANUARY 1957		Class Number
	Quantities	Values (\$)	
327 FRANCE		327	
335 GERMANY W		82	
400 U STATES		2067	
HORSE HIDES		5366	2200
400 U STATES	NO		
	315	2611	
	315	2611	
CALF SKINS AND KIPS RAW	NO		2201
344 ITALY	2000	13648	
400 U STATES	50501	145526	
	52501	159174	
CATTLE HIDES RAW	NO		2202
236 NEW ZEAL	300	2792	
400 U STATES	53113	318070	
	53413	320862	
SHEEP SKINS RAW	NO		2203
304 ARGENTINA	578	185	
400 U STATES	22961	35450	
	23539	35635	
OTHER HIDES AND SKINS RAW NOP	NO		2204
400 U STATES	951	1975	
	951	1975	
GOAT SKINS AND KID SKINS RAW	NO		2205
400 U STATES	8742	7579	
	8742	7579	
HIDE SECTIONS OR BELLIES	NO		2206
384 PRICO	6245	24856	
400 U STATES	27741	27426	
	33986	52282	
LEATHER DRESSED KID			2210
100 U KINGDOM		46049	
335 GERMANY W		7105	
372 SPAIN		17084	
400 U STATES		46799	
		117037	
BELTING LEATHER IN BUTTS			2211
100 U KINGDOM		2398	
327 FRANCE		2199	
335 GERMANY W		102	
400 U STATES		10633	
		15332	
LEATHER TANNED M O P			2213
100 U KINGDOM		11957	
236 NEW ZEAL		1141	
327 FRANCE		1149	
400 U STATES		16511	
		30758	
LEATHER DRESSED M O P			2215
100 U KINGDOM		83182	
236 NEW ZEAL		2198	
327 FRANCE		58998	
335 GERMANY W		2655	
400 U STATES		174233	
		321266	
CHAMOIS SKIN			2216
100 U KINGDOM		20929	
400 U STATES		152	
		21081	
PATENT AND UPHOLSTERY LEATHER			2217
400 U STATES		29729	
		29729	
SOLE LEATHER	LB		2218
100 U KINGDOM	1818	921	
400 U STATES	34293	14868	
	36111	15789	
SCRAP LEATHER			2219
400 U STATES		9333	
		9333	
PIG MOROCCO ROLLER LEATHERS			2220
100 U KINGDOM		33666	
400 U STATES		4437	
		38103	
LEATHER FROM EAST INDIA KIP			2221
100 U KINGDOM		96455	
		96455	
LEATHER FOR GLOVES OR CLOTHING			2224
100 U KINGDOM		67353	
400 U STATES		156461	
		223814	
LEATHER FOR UPHOLSTERY LEATHER			2225
100 U KINGDOM		15778	
400 U STATES		2137	
		17915	
CRUST OIL LEATHER FOR CHAMOIS			2226
100 U KINGDOM		72	
		72	
BOOTS AND SHOES PEGGED LEATHER	PAIR		2231
BOOTS AND SHOES MEN'S LEATHER	PAIR		2232
100 U KINGDOM	31291	152124	
305 AUSTRIA	25	663	
326 FINLAND	6	63	
327 FRANCE	276	2116	
335 GERMANY W	888	6152	
344 ITALY	1194	9031	
376 SWITZRLND	155	1549	

IMPORTS INTO CANADA FOR CONSUMPTION

Articles and Countries from which Imported	MONTH OF JANUARY 1957		Class Number
	Quantities	Values (\$)	
400 U STATES	10618	41539	
BOOTS AND SHOES WOMENS LEATHER	44453	213237	2233
100 U KINGDOM	6396	35579	
327 FRANCE	20	169	
335 GERMANY W	643	3284	
344 ITALY	1044	6781	
352 MEXICO	3340	3453	
354 NETHRLNDS	41	162	
376 SWITZRLND	511	3641	
400 U STATES	44276	168662	
BOOTS SHOES CHILDRENS LEATHER	56271	221731	2234
100 U KINGDOM	6371	4901	
335 GERMANY W	95	381	
400 U STATES	4889	8619	
GARMENTS LEATHER	11355	13901	2235
100 U KINGDOM		501	
335 GERMANY W		176	
400 U STATES		1638	
GLOVES MITTS LEATHER N O P		2315	2236
100 U KINGDOM		5218	
327 FRANCE		1459	
347 JAPAN		944	
376 SWITZRLND		367	
400 U STATES		2628	
GLOVES OF KID WOMENS		10616	2237
327 FRANCE		12012	
335 GERMANY W		2723	
344 ITALY		309	
HARNESS AND SADDLERY		15044	2238
100 U KINGDOM		6735	
400 U STATES		5672	
LEATHER BELTING		12407	2239
100 U KINGDOM		2168	
354 NETHRLNDS		183	
400 U STATES		2462	
MFRS OF LEATHER OR RAWHIDE NOP		4813	2241
100 U KINGDOM		10525	
327 FRANCE		221	
335 GERMANY W		550	
344 ITALY		148	
347 JAPAN		659	
372 SPAIN		135	
400 U STATES		51056	
SOLES AND HEELS LEATHER		63224	2243
100 U KINGDOM		358	
400 U STATES		4737	
SHOE LIFTS AND WELTING LEATHER		5095	2244
400 U STATES		4985	
STRAPS LEATHER		4985	2245
100 U KINGDOM		6535	
335 GERMANY W		2160	
344 ITALY		76	
347 JAPAN		880	
354 NETHRLNDS		383	
376 SWITZRLND		169	
400 U STATES		8300	
BICYCLE SADDLES		18503	2246
100 U KINGDOM	NO	3098	3050
335 GERMANY W		3044	1593
354 NETHRLNDS		4700	3828
400 U STATES		3450	2895
BEEF AND VEAL FRESH		14292	11366
381 ALASKA	LB	2736	1394
400 U STATES		644804	213055
MUTTON AND LAMB FRESH		647540	214449
234 AUSTRALIA	LB	714948	156077
236 NEW ZEAL		221362	48513
400 U STATES		76511	34262
PORK FRESH		1012821	238852
234 AUSTRALIA	LB	12420	5443
POULTRY NOP GAME		12420	5443
381 ALASKA	LB	155	101
400 U STATES		44154	17723
MEATS FRESH N O P		44309	17824
400 U STATES	LB	3592	2065
EDIBLE OFFAL FRESH		3592	2065
234 AUSTRALIA	LB	4016	1829
400 U STATES		166499	27749
		170515	29578

IMPORTS INTO CANADA FOR CONSUMPTION

Articles and Countries from which Imported	MONTH OF JANUARY 1957		Class Number
	Quantities	Values (\$)	
CHICKENS AND FOWL	LB		2259
381 ALASKA	326	204	
400 U STATES	405361	118030	
	405687	118234	
TURKEYS	LB		2260
381 ALASKA	274	121	
400 U STATES	343839	132066	
	344113	132187	
BACON HAMS OTHER PORK PREPARED	LB		2261
400 U STATES	5605	3622	
	5605	3622	
BEEF PICKLED	LB		2263
400 U STATES	814059	182728	
	814059	182728	
CANNED MEATS POULTRY GAME NOP	LB		2264
100 U KINGDOM	36671	8494	
231 HONG KONG	96	54	
318 DENMARK	8412	6813	
327 FRANCE	422	108	
400 U STATES	213358	60942	
	256959	76411	
EXTRACTS OF MEAT FLUID BEEF	LB		2265
100 U KINGDOM	2064	1613	
234 AUSTRALIA	37184	51754	
304 ARGENTINA	112	286	
400 U STATES	68	128	
	39428	53781	
MEATS PREPARED NOT CANNED	LB		2266
400 U STATES	7720	5320	
	7720	5320	
PORK BARRELLED IN BRINE	LB		2267
PORK DRY SALTED	LB		2268
SAUSAGE	LB		2269
400 U STATES	4802	3024	
	4802	3024	
SOUPS SOUP PREPARATIONS N O P			2270
100 U KINGDOM		505	
354 NETHRLNDS		153	
376 SWITZRLNO		11124	
400 U STATES		42589	
		54371	
MEAT PIES FROZEN	LB		2271
400 U STATES	239014	88582	
	239014	88582	
COMPLETE DINNERS MEAT FROZEN	LB		2272
400 U STATES	95137	71006	
	95137	71006	
BEEF CANNED N O P	LB		2273
234 AUSTRALIA	96765	19355	
318 DENMARK	900	800	
400 U STATES	665	301	
	98330	20456	
CORNED BEEF CANNED	LB		2274
234 AUSTRALIA	437562	153221	
304 ARGENTINA	100800	18585	
327 FRANCE	18000	5344	
386 URUGUAY	90000	20836	
	646362	197986	
MILK SKIM POWDERED	LB		2280
100 U KINGDOM	474063	52367	
236 NEW ZEAL	844430	84064	
316 CUBA	321500	24704	
400 U STATES	41100	3455	
	1681093	164590	
MILK AND CREAM FRESH	GAL		2281
318 DENMARK	1800	5196	
400 U STATES	450	2461	
	2250	7657	
BUTTER	LB		2282*
400 U STATES	40440	24116	
	40440	24116	
CASEIN	LB		2283
400 U STATES	2400	965	
	2400	965	
CHEESE	LB		2284
100 U KINGDOM	7393	2928	
236 NEW ZEAL	1800	572	
305 AUSTRIA	7312	3066	
318 DENMARK	182819	66774	
326 FINLAND	1548	465	
327 FRANCE	37085	19517	
335 GERMANY W	1294	952	
344 ITALY	187874	86653	
354 NETHRLNOS	44424	17309	
359 NORWAY	1369	721	
376 SWITZRLNO	99170	56212	
400 U STATES	280322	119110	
	852410	374279	
MILK CONDENSED OR EVAPORATED	LB		2285
400 U STATES	4900	1407	
	4900	1407	

*Imported for use in the manufacture of sweetened condensed milk for export and not for consumption in Canada.

IMPORTS INTO CANADA FOR CONSUMPTION

Articles and Countries from which Imported	MONTH OF JANUARY 1957		Class Number
	Quantities	Values (\$)	
MILK WHOLE POWDERED	LB		2286
389 IRELAND	22400	5690	
400 U STATES	628	477	
	23028	6167	
DRIED WHEY DRIED BUTTERMILK	LB		2287
400 U STATES	38789	3107	
	38789	3107	
OLEIC ACID OR RED OIL	LB		2288
400 U STATES	11506	2591	
	11506	2591	
STEARIC ACID	LB		2289
400 U STATES	39000	6456	
	39000	6456	
LARD OIL	GAL		2291
400 U STATES	141	229	
	141	229	
NEATS FOOT OIL	GAL		2292
ANIMAL OIL N O P	GAL		2293
400 U STATES	900	1030	
	900	1030	
COD LIVER OIL	GAL		2294
100 U KINGDOM	10575	15941	
359 NORWAY	300	429	
	10875	16370	
FISH OIL N O P	GAL		2295
347 JAPAN	1984	3065	
400 U STATES	44767	41333	
	46751	44398	
SEAL OIL	GAL		2296
WHALE AND SPERMACE TI OIL	GAL		2297
100 U KINGDOM	360	906	
400 U STATES	4806	6463	
	5166	7369	
HALIBUT LIVER OIL			2298
FISH OIL CONCENTRATED			2299
400 U STATES		69	
		69	
FISH OIL FOR FORTIFYING			2300
347 JAPAN		17791	
400 U STATES		6000	
		23791	
BEESWAX	LB		2302
309 BRAZIL	11178	7497	
400 U STATES	12178	8624	
	23356	16121	
CANDLES N O P	LB		2303
335 GERMANY W	160	71	
400 U STATES	2439	838	
	2599	909	
GREASE AND DEGRAS	CWT		2304
100 U KINGDOM	254	1671	
400 U STATES	18205	141232	
	18459	142903	
LARD AND COMPOUNDS STEARINE	LB		2307
100 U KINGDOM	209509	36727	
400 U STATES	3042993	392676	
	3252502	429403	
TALLOW	LB		2308
400 U STATES	119900	9276	
	119900	9276	
EGG ALBUMEN DRIED POWDERED ETC	LB		2315
400 U STATES	12200	17578	
	12200	17578	
EGG YOLK DRIED POWDERED ETC	LB		2316
EGGS WHOLE DRIED POWDERED ETC	LB		2317
GELATINE INEOIBLE PHOTOGRAPHIC	LB		2320
400 U STATES	19714	27974	
	19714	27974	
ANIMAL GLANDS FOR MEDICINE			2321
400 U STATES		351	
		351	
BLOOD ALBUMEN AND BLOOD DRIED			2324
400 U STATES		685	
		685	
EGGS IN THE SHELL	DOZ		2325
231 HONG KONG	8857	4789	
381 ALASKA	900	450	
400 U STATES	42656	99493	
	52413	104732	
EGGS YOLK OR ALBUMEN FROZEN	LB		2326
GELATINE CAPSULES EMPTY			2328
400 U STATES		28211	
		28211	
GELATINE EDIBLE	LB		2329
100 U KINGDOM	15680	7057	
306 BELGIUM	11123	4672	
318 DENMARK	4480	2039	
327 FRANCE	13889	5044	
354 NETHRLNDS	9860	4201	
400 U STATES	26538	17691	
	81570	40704	

IMPORTS INTO CANADA FOR CONSUMPTION

Articles and Countries from which Imported	MONTH OF JANUARY 1957		Class Number
	Quantities	Values (\$)	
GELATINE N O P	LB		2331
400 U STATES	2582	1157	
	2582	1157	
GLUE ANIMAL POWDERED OR SHEET	LB		2332
100 U KINGDOM	135072	20597	
400 U STATES	69900	23314	
	224972	43911	
GLUE N O P	LB		2333
100 U KINGDOM	3570	610	
375 SWEDEN	4409	2152	
400 U STATES	2110	1042	
	10089	3804	
GUT AND MANUFACTURES N O P			2336
100 U KINGDOM		1246	
234 AUSTRALIA		2401	
327 FRANCE		119	
400 U STATES		498	
		4264	
HONEY	LB		2337
100 U KINGDOM	956	637	
400 U STATES	418749	59646	
	419705	60283	
MANURES ANIMAL	CWT		2338
400 U STATES	1566	2464	
	1566	2464	
MUSK IN PODS OR GRAINS	OZ		2339
RENNET RAW AND PREPARED	LB		2340
400 U STATES	17965	4954	
	17965	4954	
SAUSAGE CASINGS UNCLEANNED	LB		2341
400 U STATES	23000	4584	
	23000	4584	
SAUSAGE CASINGS CLEANED	LB		2342
234 AUSTRALIA	3332	2777	
236 NEW ZEAL	8294	21892	
400 U STATES	6645	6429	
	18271	31098	
TANKAGE	CWT		2343
400 U STATES	2255	2625	
	2255	2625	
ANIMAL PRODUCTS N O P			2344
100 U KINGDOM		111	
231 HONG KONG		1172	
335 GERMANY W		123	
347 JAPAN		1099	
400 U STATES		18700	
		21205	
HORSE MEAT AND MEAT FOR FEED	CWT		2345
400 U STATES	5466	37426	
	5466	37426	
DOG FOOD AND PET STOCK FOOD			2347
231 HONG KONG		203	
400 U STATES		20993	
		21196	
TARIFF 206 254 635 679 686 699			2348
400 U STATES		1556	
		1556	



IMPORTS INTO CANADA FOR CONSUMPTION

Articles and Countries from which Imported	MONTH OF JANUARY 1957		Class Number
	Quantities	Values (\$)	
<u>GROUP 3</u>			
<u>FIBRES TEXTILES AND PRODUCTS</u>			
RAW COTTON	CWT		3001
352 MEXICO	992	29720	
400 U STATES	168212	4802290	
	169204	4832010	
COTTON LINTERS N O P	LB		3002
352 MEXICO	103010	7017	
358 NICARAGUA	23512	1327	
400 U STATES	2363534	158079	
	2490056	166423	
COTTON LINTERS FOR PAPER	LB		3003
BATTS BATTING WADDING COTTON	LB		3004
400 U STATES	36708	22568	
	36708	22568	
CARDED SLIVER COTTON FIBRES	LB		3005
COTTON THREAD	LB		3009
100 U KINGDOM	2628	5465	
317 CZECHO S	11398	10957	
376 SWITZRLND	2333	5111	
400 U STATES	64989	95629	
	81348	117162	
COTTON YARNS SINGLES N O P	LB		3011
100 U KINGDOM	27934	23650	
400 U STATES	27468	27115	
	55402	50765	
YARNS SINGLES FOR KNIT GOODS	LB		3012
100 U KINGDOM	2402	2977	
400 U STATES	15621	13169	
	18023	16146	
COTTON YARNS N O P	LB		3013
100 U KINGDOM	1936	3727	
400 U STATES	218392	178401	
	220328	182128	
CROCHET KNITTING COTTON N O P	LB		3014
100 U KINGDOM	532	2278	
327 FRANCE	1429	8495	
400 U STATES	6242	10363	
	8203	21136	
CORDS AND TWINE COTTON N O P	LB		3015
100 U KINGDOM	14919	7512	
400 U STATES	22161	23564	
	37080	31076	
COTTON YARNS TINSEL THREAD	LB		3017
327 FRANCE	40	389	
400 U STATES	6505	21947	
	6545	22336	
MERCERIZED YARNS 40 AND FINER	LB		3018
100 U KINGDOM	2618	5344	
400 U STATES	532	1013	
	3150	6357	
COTTON YARNS HANKS FOR THREAD	LB		3019
100 U KINGDOM	101978	163071	
400 U STATES	49446	71525	
	151424	234596	
COTTON YARN 2 PLY 80 AND FINER	LB		3020
COTTON YARN SINGLES FOR THREAD	LB		3021
100 U KINGDOM	117324	145065	
	117324	145065	
COTTON YARN TO BE MERCERIZED	LB		3022
100 U KINGDOM	10337	20525	
400 U STATES	11823	12598	
	22160	33123	
COTTON YARNS SINGLES 20 TO 40	LB		3023
100 U KINGDOM	44752	47868	
400 U STATES	15072	10997	
	59824	58865	
COLOURED COT FAB N O P OVER 80 C	LB		3026
100 U KINGDOM	65886	140405	
215 INDIA	1951	1737	
306 BELGIUM	53489	49062	
317 CZECHO S	46323	46923	
318 DENMARK	161	426	
327 FRANCE	7755	20381	
335 GERMANY W	53714	115526	
344 ITALY	3672	10598	
347 JAPAN	76421	102272	
354 NETHRLNDS	55670	85321	
365 POLAND	3790	4188	
372 SPAIN	20	64	
375 SWEDEN	831	1787	
376 SWITZRLND	4528	20206	
400 U STATES	2299855	3520481	
	2674066	4119377	
COLORED COT FAB N O P 50 TO 80 C	LB		3027
100 U KINGDOM	7555	5390	
215 INDIA	144187	83645	
306 BELGIUM	42309	32880	

IMPORTS INTO CANADA FOR CONSUMPTION

Articles and Countries from which Imported	MONTH OF JANUARY 1957		Class Number
	Quantities	Values (\$)	
317 CZECHO S	8691	6330	
347 JAPAN	23538	16759	
354 NETHRLNDS	1427	1045	
365 POLAND	11070	6746	
400 U STATES	135466	93182	
	374243	245977	
COLORED COT FAB NOP UNOER 50 C	LB		3028
215 INOIA	91507	41840	
365 POLAND	1698	716	
400 U STATES	11753	4530	
	104958	47086	
COTTON OENIMS	LB		3029
100 U KINGOOM	838	976	
215 INOIA	9482	5134	
400 U STATES	312298	226707	
	322618	232817	
HANDKERCHIEF COTTON BLEACHED	LB		3030
100 U KINGOOM	2003	3076	
	2003	3076	
COTTON FABRIC NOT BLEACHED NOP	LB		3031
100 U KINGOOM	8958	10349	
215 INOIA	245189	107562	
224 JAMAICA	47079	31263	
317 CZECHO S	5484	4463	
347 JAPAN	186782	142691	
354 NETHRLNDS	1354	812	
365 POLAND	2793	1368	
400 U STATES	1578522	1171747	
	2076161	1470255	
CANTON FLANNELS NOT COLOURED	LB		3032
100 U KINGOOM	25050	49561	
306 BELGIUM	4213	1804	
347 JAPAN	38838	39634	
365 POLAND	103752	64180	
376 SWITZRLNO	73	235	
400 U STATES	126696	156414	
	298622	311828	
TOWELLING IN THE WEB	LB		3033
215 INOIA	4108	2508	
400 U STATES	2860	2470	
	6968	4978	
VOILES SCRIMS NOT COLOURED	LB		3034
100 U KINGDOM	148	519	
215 INOIA	3979	2363	
347 JAPAN	7690	6902	
354 NETHRLNDS	3159	2167	
376 SWITZRLNO	1384	6415	
400 U STATES	36022	43156	
	52382	61522	
COTTON FABRICS BLEACHED M O P	LB		3035
100 U KINGOOM	5250	10161	
215 INOIA	1758	863	
306 BELGIUM	972	920	
365 POLAND	1583	936	
376 SWITZRLND	548	1975	
400 U STATES	69793	86721	
	79904	101576	
COTTON CHEESECLOTH AND GAUZE	LB		3036
100 U KINGOOM	8722	10482	
400 U STATES	356394	313820	
	365116	324302	
POPLIN BLEACHED NOT COLOURED	LB		3037
100 U KINGDOM	1591	2725	
347 JAPAN	33612	32158	
354 NETHRLNDS	6803	11774	
400 U STATES	16769	20522	
	58775	67179	
COTTON FABRICS COUNT 100	LB		3039
100 U KINGOOM	66363	197114	
400 U STATES	230	737	
	66593	197851	
COTTON FABRICS CUT PILE N O P	LB		3040
100 U KINGOOM	30	104	
335 GERMANY W	1044	2159	
400 U STATES	3083	5863	
	4157	6126	
COTTON FABRIC FOR TYPE RIBBON	LB		3041
100 U KINGOOM	9516	39420	
400 U STATES	412	3533	
	9928	42953	
COTTON FABRIC BILLIARD CLOTH	LB		3042
100 U KINGOOM	249	974	
	249	974	
SAILCLOTH EGYPTIAN COTTON	LB		3043
FILTER CLOTH FOR MINING	LB		3044
COTTON FABRIC KNITTED	LB		3045
100 U KINGOOM	27981	33639	
400 U STATES	74156	115399	
	102137	149038	
COTTON SHADOW CRETONNES	LB		3046
COTTON GABARINES	LB		3047
100 U KINGDOM	4128	10867	
400 U STATES	802	948	
	4930	11815	

IMPORTS INTO CANADA FOR CONSUMPTION

Articles and Countries from which Imported	MONTH OF JANUARY 1957		Class Number
	Quantities	Values (\$)	
COTTON FABRICS 80 TO 99 COUNT 100 U KINGDOM	LB 2668	7482	3048
COTTON FABRICS CUT WEFT PILE 100 U KINGDOM 347 JAPAN 400 U STATES	LB 1331 35265 32422 69018	3859 49089 54097 107045	3049
COTTON FABRICS FOR BOOK COVERS 100 U KINGDOM 400 U STATES	LB 10944 4488 15432	10415 5004 15419	3050
LACE NOT COLOURED FOR CLOTHING 100 U KINGDOM 305 AUSTRIA 306 BELGIUM 327 FRANCE 335 GERMANY W 347 JAPAN 376 SWITZRLND 400 U STATES	LB 1196 13554 19 1862 45 248 4783 5812 27519	2511 43845 198 6899 96 1072 16735 38051 109407	3051
LACE COLOURED FOR CLOTHING 317 CZECHO S 327 FRANCE 376 SWITZRLND 400 U STATES	LB 352 85 117 1066 1620	549 357 1859 6468 9233	3052
EMBROIDERIES COTTON N O P 215 INDIA 305 AUSTRIA 327 FRANCE 376 SWITZRLND 400 U STATES	LB 120 156 51 1007 694 2028	261 1020 699 8530 3800 14310	3053
LACE BOBBINET NETS COTTON N O P 100 U KINGDOM 231 HONG KONG 306 BELGIUM 327 FRANCE 335 GERMANY W 400 U STATES	LB 1504 27 13 15 73 561 2193	2814 74 207 61 307 2563 6026	3054
WHITE COTTON BOBBINET PLAIN 100 U KINGDOM	YD 5028 5028	1316 1316	3055
STOCKINGS COTTON WOMENS CHILDS 100 U KINGDOM 372 SPAIN 400 U STATES	DZ PR 4636 755 2427 7818	16279 2927 7195 26401	3062
STOCKINGS COTTON MENS BOYS 100 U KINGDOM 344 ITALY 400 U STATES	DZ PR 10 11 4371 4392	96 203 15511 15810	3063
GLOVES COTTON 100 U KINGDOM 231 HONG KONG 317 CZECHO S 327 FRANCE 335 GERMANY W 344 ITALY 347 JAPAN 400 U STATES	OZ PR 1366 350 9457 110 368 815 1431 1170 15067	11908 1886 35520 1349 1584 5929 4144 4948 67268	3064
SHIRTS COTTON NOT KNITTED 100 U KINGDOM 231 HONG KONG 344 ITALY 347 JAPAN 376 SWITZRLND 400 U STATES	LB 303 182 95 57255 125 11259 69219	1518 189 270 67989 677 27988 98631	3066
UNDERWEAR COTTON KNITTED 100 U KINGDOM 335 GERMANY W 354 NETHRLNDS 400 U STATES	LB 3096 200 1828 1511 6625	7856 260 2971 3470 14557	3067
COTTON CLOTHING N O P WOVEN 100 U KINGDOM 231 HONG KONG 305 AUSTRIA 306 BELGIUM 327 FRANCE 335 GERMANY W 344 ITALY 347 JAPAN 354 NETHRLNDS 360 ISRAEL 376 SWITZRLND 383 HAWAII 400 U STATES	LB 1877 454 15 341 115 337 302 127844 406 531 524 91 41580 174417	7953 478 93 879 1323 1084 2500 160731 877 1330 3296 732 120665 301941	3068
DRESSES WVN COTT WOMENS CHLONS 100 U KINGDOM	NO 384	3975	3069

IMPORTS INTO CANADA FOR CONSUMPTION

Articles and Countries from which Imported	MONTH OF JANUARY 1957		Class Number
	Quantities	Values (\$)	
305 AUSTRIA	60	610	
327 FRANCE	80	1553	
347 JAPAN	3576	3121	
376 SWITZRLND	68	1617	
383 HAWAII	224	1244	
400 U STATES	20927	67307	
	25319	79427	
SMOCKS OVRALLS WVN COTTON MENS	LB		3070
347 JAPAN	28173	30849	
354 NETHRLNDS	206	502	
400 U STATES	24632	40329	
	53011	71680	
RAINCOATS WATERPROOFED COTTON	NO		3071
100 U KINGDOM	1358	10021	
231 HONG KONG	240	484	
318 DENMARK	9	163	
335 GERMANY W	8	93	
344 ITALY	3	143	
400 U STATES	2148	9252	
	3766	20156	
CLTHG NOP COTT KNIT INFTS CHLD	LB		3072
100 U KINGDOM	3771	7228	
335 GERMANY W	307	1073	
347 JAPAN	17179	22086	
400 U STATES	6871	18348	
	28128	48735	
CLTHG NOP COTT KNIT WOMNS GRLS	LB		3073
100 U KINGDOM	1434	2904	
305 AUSTRIA	11	134	
347 JAPAN	2322	2722	
400 U STATES	2728	8784	
	6495	14544	
CLTHG NOP COTT KNIT MENS BOYS	LB		3074
100 U KINGDOM	986	2944	
231 HONG KONG	874	762	
344 ITALY	66	517	
347 JAPAN	36111	38392	
354 NETHRLNDS	170	410	
400 U STATES	2576	7304	
	40783	50329	
BAGS COTTON	LB		3082
400 U STATES	5222	6219	
	5222	6219	
BELTING OF COTTON	LB		3083
100 U KINGDOM	4705	4838	
400 U STATES	12163	23783	
	16868	28621	
BLANKETS OF COTTON	LB		3084
100 U KINGDOM	412	388	
306 BELGIUM	27307	21413	
335 GERMANY W	722	512	
347 JAPAN	18095	7622	
354 NETHRLNDS	9155	4241	
400 U STATES	22059	25547	
	77750	59723	
TAPE AND WEBBING HOOK AND EYE	LB		3085
400 U STATES	75	270	
	75	270	
BRAIDED WICK FOR CANDLES			3086
100 U KINGDOM		732	
400 U STATES		2978	
		3710	
CURTAINS COTTON M O P	LB		3087
100 U KINGDOM	40	130	
400 U STATES	9268	16993	
	9308	17123	
TABLE AND TRAY CLOTHS COTTON	LB		3088
100 U KINGDOM	5235	11262	
231 HONG KONG	3917	7217	
313 CHINA	7743	12584	
327 FRANCE	90	299	
335 GERMANY W	291	1501	
347 JAPAN	10606	8151	
354 NETHRLNDS	746	3301	
376 SWITZRLND	19	223	
388 YUGO SLAV	21	116	
400 U STATES	3522	5842	
	32190	50496	
DUCK SEAMLESS COTTON FOR HOSE	LB		3089
FRINGES AND TASSELS COTTON	LB		3090
400 U STATES	25	84	
	25	84	
HANDKERCHIEFS COTTON	LB		3091
100 U KINGDOM	10974	27107	
317 CZECHO S	766	1178	
344 ITALY	472	618	
347 JAPAN	15033	15701	
376 SWITZRLND	490	5738	
400 U STATES	1137	4227	
	28872	54569	
LADDER TAPES FOR BLINDS	LB		3092
100 U KINGDOM	97	171	
400 U STATES	4266	3167	
	4363	3338	

IMPORTS INTO CANADA FOR CONSUMPTION

Articles and Countries from which Imported	MONTH OF JANUARY 1957		Class Number
	Quantities	Values (\$)	
MANTLE STOCKING FOR GAS LIGHT			3093
QUILTS COUNTERPANES COTTON	LB		3094
100 U KINGDOM	3467	5067	
354 NETHRLNDS	858	1144	
372 SPAIN	1818	1071	
400 U STATES	96304	115753	
	102447	123035	
SHEETS COTTON	LB		3095
100 U KINGDOM	1253	1689	
306 BELGIUM	3451	3282	
400 U STATES	79008	94380	
	83712	99351	
TOWELS COTTON	LB		3096
100 U KINGDOM	1131	1421	
231 HONG KONG	6090	5714	
317 CZECHO S	3482	3084	
347 JAPAN	9952	7971	
354 NETHRLNDS	108	153	
372 SPAIN	220	331	
376 SWITZRLND	121	350	
400 U STATES	396170	405757	
	417274	424781	
COTTON MANUFACTURES N O P	LB		3097
100 U KINGDOM	8616	12366	
231 HONG KONG	355	582	
305 AUSTRIA	626	741	
306 BELGIUM	244	304	
313 CHINA	50	273	
327 FRANCE	223	514	
335 GERMANY W	2061	2408	
347 JAPAN	8450	5797	
354 NETHRLNDS	468	387	
376 SWITZRLND	751	1140	
400 U STATES	92636	121364	
	114480	145876	
WASH CLOTHS BATH MATS COTTON	LB		3098
231 HONG KONG	1125	868	
347 JAPAN	1255	1480	
400 U STATES	40981	59117	
	43361	61465	
PILLOW CASES COTTON	LB		3100
100 U KINGDOM	2348	4226	
231 HONG KONG	3238	4067	
313 CHINA	2094	3780	
347 JAPAN	101523	73951	
367 AZORES	65	203	
376 SWITZRLND	21	430	
400 U STATES	12349	15906	
	121638	102563	
FLAX FIBRE AND TOW	CWT		3111
400 U STATES	441	10582	
	441	10582	
HEMP DRESSED OR UNDRESSED	CWT		3112
400 U STATES	900	21927	
	900	21927	
JUTE AND JUTE BUTTS	CWT		3113
216 PAKISTAN	396	3286	
400 U STATES	228	3998	
	624	7284	
OAKUM OF FLAX HEMP OR JUTE	CWT		3114
100 U KINGDOM	50	640	
354 NETHRLNDS	14	120	
400 U STATES	768	15164	
	832	15924	
BATTS WADDING VEGETABLE FIBRES	LB		3115
YARNS JUTE SINGLES N O P	LB		3121
100 U KINGDOM	23030	4672	
	23030	4672	
YARNS VEGETABLE FIBRE SINGLES	LB		3122
YARNS CORDS TWINE OF JUTE NOP	LB		3123
100 U KINGDOM	24120	5628	
400 U STATES	384	203	
	24504	5831	
YARNS CORDS TWINE VEG FIB NOP	LB		3124
100 U KINGDOM	54924	16516	
231 HONG KONG	500	155	
335 GERMANY W	3761	767	
352 MEXICO	40436	4762	
354 NETHRLNDS	5000	569	
400 U STATES	4262	4229	
	108883	26998	
LINEN THREAD FOR SEWING	LB		3125
100 U KINGDOM	22662	43444	
400 U STATES	79	104	
	22741	43548	
YARNS VEG FIBRE FOR WEAVING	LB		3126
100 U KINGDOM	86425	29997	
400 U STATES	29941	11083	
	116366	41080	
CANVAS TWINE OF FLAX FOR SAILS			3131
FABRICS CHIEFLY FLAX OR HEMP	LB		3132
100 U KINGDOM	35363	53560	

IMPORTS INTO CANADA FOR CONSUMPTION

Articles and Countries from which Imported	MONTH OF JANUARY 1957		Class Number
	Quantities	Values (\$)	
344 ITALY	122	491	
376 SWITZRLND	80	265	
400 U STATES	734	3214	
	36299	57530	
FABRICS JUTE UNBLEACHED N O P	YD		3134
100 U KINGDOM	666	243	
215 INDIA	11426000	871407	
306 BELGIUM	15497	7208	
327 FRANCE	50000	8310	
400 U STATES	123548	36060	
	11615711	923228	
FABRICS OF JUTE N O P	YD		3135
100 U KINGDOM	13280	6991	
400 U STATES	3619	594	
	16899	7585	
FABRIC JUTE 12INS WIDE OR LESS	LB		3136
215 INDIA	20960	3929	
400 U STATES	241	88	
	21201	4017	
FAB VEG FIB 12INS WIDE OR LESS	LB		3137
100 U KINGDOM	21961	34403	
327 FRANCE	10	54	
335 GERMANY W	278	429	
347 JAPAN	11016	5487	
400 U STATES	31111	45384	
	64376	85757	
FABRICS VEGETABLE FIBRE N O P	YD		3138
100 U KINGDOM	5656	2108	
306 BELGIUM	4670	824	
400 U STATES	2285	1938	
	12611	4870	
TOWELLING TABLE CLOTHS IN WEB.	LB		3139
100 U KINGDOM	7851	10335	
317 CZECHO S	4320	3456	
344 ITALY	34	467	
365 POLAND	12464	8203	
376 SWITZRLND	420	639	
400 U STATES	1466	1893	
	26555	24993	
WOVEN DRESS LINENS	LB		3140
100 U KINGDOM	438	1199	
	438	1199	
CLOTHING VEGETABLE FIBRES NOP	LB		3162
100 U KINGDOM	2848	8153	
327 FRANCE	11	270	
360 ISRAEL	100	308	
376 SWITZRLND	19	328	
400 U STATES	5602	19748	
	8580	28807	
BAGS OF HEMP LINEN JUTE SISAL	LB		3171
400 U STATES	240	643	
	240	643	
CARPETING RUGS HEMP JUTE SISAL			3172
100 U KINGDOM		27820	
306 BELGIUM		7041	
327 FRANCE		9491	
347 JAPAN		129	
354 NETHRLNDS		2084	
400 U STATES		1417	
		47982	
QUILTS BATH MATS VEG FIBRE NOP	LB		3173
344 ITALY	7315	5745	
347 JAPAN	11449	6769	
400 U STATES	5119	7472	
	23883	19986	
FIRE HOSE LINEN			3174
100 U KINGDOM		8052	
		8052	
HANDKERCHIEFS FLAX OR HEMP	LB		3175
100 U KINGDOM	5735	24027	
231 HONG KONG	245	2977	
327 FRANCE	1	108	
367 AZORES	4	183	
376 SWITZRLND	57	927	
400 U STATES	14	142	
	6056	28364	
SAILS FOR BOATS AND SHIPS			3176
100 U KINGDOM		2072	
		2072	
TOWELS GLASS CLOTHS CRASH MUCK	LB		3177
100 U KINGDOM	16238	20978	
317 CZECHO S	24302	20360	
400 U STATES	112	589	
	40652	41927	
SHEETS TABLECLOTHS TOWELS FLAX	LB		3178
100 U KINGDOM	24662	58926	
231 HONG KONG	554	1783	
306 BELGIUM	264	464	
313 CHINA	3305	7439	
317 CZECHO S	2418	3744	
327 FRANCE	13	149	
347 JAPAN	1240	603	
367 AZORES	214	1761	
373 CANARY IS	474	2150	
376 SWITZRLND	15	156	
400 U STATES	902	1646	
	34061	78821	

IMPORTS INTO CANADA FOR CONSUMPTION

43

Articles and Countries from which Imported	MONTH OF JANUARY 1957		Class Number
	Quantities	Values (\$)	
JUTE MANUFACTURES N O P	LB		3179
100 U KINGDOM	236	169	
400 U STATES	3923	2017	
	4159	2186	
VEGETABLE FIBRE MFRS N O P	LB		3180
100 U KINGDOM	38576	46968	
216 PAKISTAN	45	355	
231 HONG KONG	994	1402	
306 BELGIUM	993	1005	
327 FRANCE	977	1083	
335 GERMANY W	134	185	
344 ITALY	1114	1597	
347 JAPAN	65387	51673	
367 AZORES	93	674	
376 SWITZRLND	35	112	
390 GERMANY E	55	198	
400 U STATES	173414	187045	
	281817	292297	
RAW SILK AND COCOONS	LB		3201
400 U STATES	3216	15211	
	3215	15211	
GARNETTED SILK WASTES	LB		3202
400 U STATES	9464	19350	
	9464	19350	
YARNS THROWN SILK IN THE GUM	LB		3211
YARNS SINGLES SPUN SILK N O P	LB		3212
100 U KINGDOM	1403	889	
344 ITALY	1543	2933	
400 U STATES	550	2718	
	3496	6540	
THREADS CORDS TWIST SILK N O P	LB		3213
100 U KINGDOM	55	623	
400 U STATES	216	1864	
	271	2487	
YARN SILK FOR KNITTING WEAVING	LB		3214
100 U KINGDOM	603	2172	
	603	2172	
YARNS SILK METALLIC COVERED	LB		3215
YARNS SILK N O P	LB		3216
100 U KINGDOM	19	345	
400 U STATES	60	366	
	79	711	
BOLTING CLOTH NOT MADE UP	YD		3221
347 JAPAN	1100	1422	
376 SWITZRLND	1671	4667	
400 U STATES	4019	4934	
	6790	11023	
KNITTED FABRICS SILK	LB		3222
FABRICS SILK 20 IN UNFINISHED	YD		3223
400 U STATES	12600	3557	
	12600	3557	
FABRICS SILK N O P	YD		3224
100 U KINGDOM	1403	4860	
215 INDIA	245	518	
231 HONG KONG	114	239	
313 CHINA	559	1204	
327 FRANCE	9061	16266	
335 GERMANY W	1580	1506	
344 ITALY	19596	56011	
347 JAPAN	72778	47259	
371 THAILAND	40	100	
376 SWITZRLND	9768	18354	
400 U STATES	169833	229839	
	284977	376156	
FABRICS SILK 26 INCHES OR LESS	YD		3225
100 U KINGDOM	48	141	
344 ITALY	167	564	
	215	705	
RIBBONS SILK UNDER 12 INCHES	LB		3228
327 FRANCE	8	143	
400 U STATES	359	6856	
	367	6999	
FABRICS SILK FOR NECKWEAR	YD		3229
100 U KINGDOM	3428	3465	
305 AUSTRIA	2418	3691	
306 BELGIUM	1299	1340	
327 FRANCE	3245	3368	
335 GERMANY W	31389	35972	
344 ITALY	4960	9072	
347 JAPAN	4323	3312	
376 SWITZRLND	11302	16357	
400 U STATES	103640	137086	
	166004	213663	
UMBRELLA COVERING FABRICS	YD		3230
305 AUSTRIA	1513	412	
327 FRANCE	5325	1811	
335 GERMANY W	1811	521	
344 ITALY	187	120	
347 JAPAN	1200	262	
376 SWITZRLND	309	57	
400 U STATES	42638	37420	
	52983	40603	

IMPORTS INTO CANADA FOR CONSUMPTION

Articles and Countries from which Imported	MONTH OF JANUARY 1957		Class Number
	Quantities	Values (\$)	
FABRICS PILE SILK OR SYNTHETIC	YO		3232
100 U KINGDOM	10	52	
327 FRANCE	117	148	
335 GERMANY	493	1050	
400 U STATES	16249	29880	
	16969	31130	
SOCKS AND STOCKINGS SILK	DZ PR		3244
100 U KINGDOM	28	913	
400 U STATES	174	10425	
	202	11338	
UNDERWEAR SILK KNITTED	LB		3245
100 U KINGDOM	15	215	
	15	215	
CLOTHING SILK N O P	OZ		3246
100 U KINGDOM	1982	2744	
231 HONG KONG	1012	483	
327 FRANCE	96	154	
344 ITALY	456	1421	
347 JAPAN	6272	2322	
376 SWITZRLNO	64	236	
400 U STATES	4095	3184	
	13977	10544	
DRESSES SILK WOMENS CHILDRENS	NO		3247
100 U KINGDOM	97	5861	
231 HONG KONG	16	505	
327 FRANCE	37	2368	
376 SWITZRLNO	151	7081	
400 U STATES	2112	58935	
	2413	74750	
CLOTHING SILK WOMENS CHILDRENS	OZ		3248
100 U KINGDOM	1605	3379	
215 INOIA	30	114	
231 HONG KONG	1812	1239	
327 FRANCE	2844	5271	
344 ITALY	4606	4171	
347 JAPAN	199499	46184	
376 SWITZRLNO	543	1170	
400 U STATES	8870	7454	
	219809	68982	
HANDKERCHIEFS SILK	OZ		3251
347 JAPAN	37940	7394	
	37940	7394	
SILK MANUFACTURES N O P	OZ		3252
100 U KINGDOM	182	307	
231 HONG KONG	1440	725	
344 ITALY	425	483	
347 JAPAN	5376	744	
400 U STATES	917	1013	
	8340	3272	
WOOL IN THE GREASE	LB		3261
100 U KINGDOM	48762	33568	
207 UN SO AFR	71779	23588	
234 AUSTRALIA	300193	231724	
236 NEW ZEAL	41827	33116	
304 ARGENTINA	97002	58879	
389 IRELAND	2927	2191	
400 U STATES	70014	53221	
	632504	436287	
WOOL WASHED OR SCOURED	LB		3262
100 U KINGDOM	51606	54290	
207 UN SO AFR	93067	55125	
234 AUSTRALIA	140589	127746	
236 NEW ZEAL	72661	59386	
304 ARGENTINA	45264	39698	
400 U STATES	125896	109977	
	529083	446222	
WOOL PULLED OR SLIPED	LB		3263
100 U KINGDOM	48861	37853	
236 NEW ZEAL	4761	2753	
400 U STATES	13781	11510	
	67403	52116	
HAIR OF CAMEL ALPACA GOAT NOP	LB		3264
306 BELGIUM	1240	19004	
400 U STATES	6521	32473	
	7761	51477	
MOILS WOOL	LB		3265
100 U KINGDOM	9076	9733	
306 BELGIUM	262	287	
400 U STATES	1567	560	
	10905	10580	
GARNETTED WOOL WASTE	LB		3267
100 U KINGDOM	28717	16550	
306 BELGIUM	4018	5106	
400 U STATES	17480	22152	
	50215	43808	
WOOL TOPS DRY COMBED	LB		3268
100 U KINGDOM	102507	147316	
207 UN SO AFR	9610	14714	
	112117	162030	
WOOL TOPS OIL COMBED	LB		3269
100 U KINGDOM	563698	765261	
	563698	765261	
HAIR TOPS	LB		3270

IMPORTS INTO CANADA FOR CONSUMPTION

Articles and Countries from which Imported	MONTH OF JANUARY 1957		Class Number
	Quantities	Values (\$)	
YARNS OR WARPS HAIR FOR MFRERS 100 U KINGDOM 400 U STATES	LB 40923 1489 42412	 36430 296 36726	3273
YARN MOHAIR FOR PILE FABRICS 100 U KINGDOM	LB 2926	 6685	3274
YARNS WOOL FOR 6 OZ FABRICS 100 U KINGDOM	LB 36973 36973	 82635 82635	3275
WOOLLEN SPUN YARN 100 U KINGDOM 327 FRANCE 335 GERMANY W 344 ITALY 354 NETHRLNDS 400 U STATES	LB 44613 1140 2698 362 176 25 49014	 53735 5285 5051 989 390 141 65591	3276
WORSTED SPUN YARN 100 U KINGDOM 306 BELGIUM 327 FRANCE 335 GERMANY W 344 ITALY 354 NETHRLNDS 376 SWITZRLND 400 U STATES	LB 44381 9196 13764 1595 55 936 111 2585 72623	 90097 19436 35081 4052 157 1966 317 11206 162312	3277
WOOL FAB IN GRAY 0YR 4 TO 6 OZ 100 U KINGDOM 344 ITALY	LB 596 609 1205	 935 1085 2020	3281
WOOL FAB IN GRAY 4 OZ OR LESS 100 U KINGDOM	LB 2307 2307	 6519 6519	3282
KNITTED FABRICS WOOL N O P 100 U KINGDOM 327 FRANCE 400 U STATES	LB 372 123 440 935	 2194 855 1256 4305	3283
FLANNELS 100 U KINGDOM 327 FRANCE 376 SWITZRLND 400 U STATES	LB 70841 602 355 105 71903	 193639 3376 4054 283 201352	3284
FELT CLOTH N O P 400 U STATES	LB 25 25	 100 100	3285
OVERCOATINGS 100 U KINGDOM 327 FRANCE 344 ITALY 354 NETHRLNDS 400 U STATES	LB 151156 1450 13729 20 851 167206	 304853 7303 13930 51 1090 327227	3286
TWEEDS 100 U KINGDOM 306 BELGIUM 327 FRANCE 335 GERMANY W 344 ITALY 389 IRELAND 400 U STATES	LB 177035 1797 387 28 69803 1080 4139 254269	 459053 3050 1928 151 61602 3006 13600 542390	3287
WORSTEDS AND SERGES 100 U KINGDOM 227 BAHAMAS 234 AUSTRALIA 306 BELGIUM 317 CZECHO S 327 FRANCE 335 GERMANY W 344 ITALY 347 JAPAN 354 NETHRLNDS 360 ISRAEL 375 SWEDEN 376 SWITZRLND 386 URUGUAY 389 IRELAND 400 U STATES	LB 537079 33 1701 3141 1271 4015 401 104186 5871 3426 148 124 229 509 42 5849 668025	 1873232 342 7848 10453 3460 25260 2154 193890 18435 10159 315 724 2035 1779 141 27376 2177603	3288
WOVEN FABRICS N O P WOOL 100 U KINGDOM 306 BELGIUM 318 DENMARK 327 FRANCE 335 GERMANY W 344 ITALY 354 NETHRLNDS 376 SWITZRLND 400 U STATES	LB 36083 229 92 2086 1219 19869 917 240 14079 74814	 77944 970 252 10771 5208 45600 2103 2744 34350 179942	3289
LUSTRES ITALIAN LININGS	LB 74814	 179942	3290

IMPORTS INTO CANADA FOR CONSUMPTION

Articles and Countries from which Imported	MONTH OF JANUARY 1957		Class Number
	Quantities	Values (\$)	
WOOL FAB 12 INS WIDE OR LESS 100 U KINGDOM 327 FRANCE 400 U STATES	LB 20 243 56 319	91 1129 245 1465	3291
WOOL FABRICS CUT PILE PLUSH 100 U KINGDOM 400 U STATES	LB 879 15 894	2012 65 2077	3292
BILLIARD CLOTH OF WOOL FABRIC 100 U KINGDOM	LB 2892 2892	10032 10032	3293
MELTON CLOTH FOR TENNIS BALLS	LB		3294
SLIPPER CLOTH FOR FOOTWEAR	LB		3295
FILTER PRESS CLOTH OF WOOL	LB		3296
CARPETS AXMINSTER IN ROLLS 100 U KINGDOM 306 BELGIUM 327 FRANCE 335 GERMANY W 400 U STATES	SQ FT 119315 11322 968 1120 540 133265	60083 4657 511 498 778 66527	3301
CARPETS AXMINSTER SQUARES 100 U KINGDOM 400 U STATES	SQ FT 48153 3614 51767	23147 3227 26374	3302
CARPET BRUSSELS WILTON IN ROLL 100 U KINGDOM 306 BELGIUM 327 FRANCE 335 GERMANY W 347 JAPAN 375 SWEDEN 400 U STATES	SQ FT 468069 689807 12785 17518 675 191 45685 1234730	239970 314475 5282 8543 163 137 19881 588451	3303
CARPET BRUSSELS WILTON SQUARES 100 U KINGDOM 306 BELGIUM 318 DENMARK 335 GERMANY W 400 U STATES	SQ FT 50158 16958 88 93 2753 70050	25946 8588 66 79 1950 36629	3304
CARPETS INGRAIN IN ROLLS 306 BELGIUM	SQ FT 4810 4810	2623 2623	3305
CARPETS INGRAIN SQUARES 100 U KINGDOM 215 INDIA 347 JAPAN 400 U STATES	SQ FT 522 3750 19962 864 25098	208 973 5201 541 6923	3306
CARPETS ORIENTAL 100 U KINGDOM 215 INDIA 231 HONG KONG 353 MOROCCO 391 LEBANON 400 U STATES	SQ FT 253 87005 211 387 162 2579 90597	307 81294 734 680 240 1313 84568	3307
CARPETS TAPESTRY IN ROLLS 306 BELGIUM 327 FRANCE 335 GERMANY W	SQ FT 1688 56690 6086 64464	966 22216 3906 27088	3308
CARPETS TAPESTRY SQUARES	SQ FT		3309
MATS HEARTH RUGS AND RUNNERS 100 U KINGDOM 400 U STATES	SQ FT 4215 217 4432	1576 184 1760	3310
GLOVES MITTS AND MITTENS WOOL 100 U KINGDOM 231 HONG KONG 344 ITALY 347 JAPAN	DZ PR 19 4640 1190 1095 6944	284 11748 4734 3903 20669	3320
SHAWLS WOOL KNITTED OR WOVEN 100 U KINGDOM 305 AUSTRIA 306 BELGIUM	LB 714 5 394 1113	2585 57 785 3427	3321
SOCKS AND STOCKINGS WOOL 100 U KINGDOM 354 NETHRLMS 400 U STATES	DZ PR 14772 10 60 14842	82649 119 373 83141	3322
UNDERWEAR WOOL KNITTED 100 U KINGDOM 400 U STATES	LB 1066 12 1078	4635 68 4703	3323

IMPORTS INTO CANADA FOR CONSUMPTION

Articles and Countries from which Imported	MONTH OF JANUARY 1957		Class Number
	Quantities	Values (\$)	
CLTHNG WVN WOOL WOMENS CHLDRNS	LB		3324
100 U KINGDOM	7641	76122	
305 AUSTRIA	44	437	
306 BELGIUM	560	1301	
317 CZECHOS	1165	5866	
318 DENMARK	14	422	
327 FRANCE	338	7635	
335 GERMANY W	72	364	
336 GREECE	13	100	
344 ITALY	118	688	
365 POLAND	981	1850	
375 SWEDEN	172	4312	
376 SWITZRLND	858	9709	
400 U STATES	3752	48332	
	15728	157138	
CLOTHING NOP WOVEN WOOL FABRIC	LB		3325
100 U KINGDOM	1594	11618	
306 BELGIUM	480	1922	
327 FRANCE	903	6672	
335 GERMANY W	787	3687	
344 ITALY	28	89	
375 SWEDEN	14	230	
376 SWITZRLND	51	400	
400 U STATES	238	1552	
	4095	26170	
CLTHG WVN WOOL OUTER MENS BOYS	LB		3326
100 U KINGDOM	5608	47241	
335 GERMANY W	149	1172	
360 ISRAEL	268	853	
375 SWEDEN	11	162	
400 U STATES	7427	13394	
	13463	62822	
CLTHG NOP WOOL KNIT INFTS CHLD	LB		3327
100 U KINGDOM	2701	11886	
306 BELGIUM	36	196	
335 GERMANY W	157	673	
344 ITALY	44	286	
347 JAPAN	1009	1555	
400 U STATES	213	860	
	4160	15456	
CLTHG NOP WOOL KNIT WOMNS GRLS	LB		3328
100 U KINGDOM	26129	213143	
305 AUSTRIA	2714	29385	
306 BELGIUM	20	129	
327 FRANCE	120	1206	
335 GERMANY W	186	1453	
344 ITALY	1485	13944	
354 NETHRLNDS	35	153	
359 NORWAY	325	847	
376 SWITZRLND	123	1234	
400 U STATES	1420	9340	
	32557	270834	
CLTHG NOP WOOL KNIT MENS BOYS	LB		3329
100 U KINGDOM	3615	28673	
305 AUSTRIA	42	351	
327 FRANCE	36	197	
335 GERMANY W	54	425	
344 ITALY	215	1418	
347 JAPAN	2408	6276	
354 NETHRLNDS	98	393	
376 SWITZRLND	83	652	
400 U STATES	154	1723	
	6705	40108	
BELTING OF CAMELS HAIR	LB		3341
BLANKETS N O P WOOL	LB		3342
100 U KINGDOM	24530	37606	
347 JAPAN	275	256	
354 NETHRLNDS	2339	2751	
400 U STATES	14226	16756	
	41370	57369	
FELT PRESSED	LB		3343
100 U KINGDOM	1321	2868	
335 GERMANY W	401	457	
400 U STATES	6980	13455	
	8702	16780	
RUGS RAILWAY STEAMER AND AUTO	LB		3344
100 U KINGDOM	1504	3473	
318 DENMARK	27	73	
344 ITALY	18917	10451	
	20448	13997	
WOOL MANUFACTURES N O P	LB		3345
100 U KINGDOM	1610	5751	
327 FRANCE	30	722	
335 GERMANY W	427	774	
344 ITALY	31	177	
400 U STATES	13171	28585	
	15269	36009	
YARN SYNTHETIC ACETATE SINGLES	LB		3360
400 U STATES	1503	1520	
	1503	1520	
YARNS SYNTHETIC SINGLES N O P	LB		3361
100 U KINGDOM	5233	4234	
335 GERMANY W	1000	1220	
400 U STATES	20878	16835	
	27111	22289	

IMPORTS INTO CANADA FOR CONSUMPTION

Articles and Countries from which Imported	MONTH OF JANUARY 1957		Class Number
	Quantities	Values (\$)	
YARNS THREADS SYNTHETIC N O P	LB		3362
100 U KINGDOM	8399	10220	
327 FRANCE	3834	6071	
335 GERMANY W	3436	3651	
354 NETHRLNDS	5159	4437	
376 SWITZRLND	1000	818	
400 U STATES	183795	222408	
	205623	247605	
YARN SYNTHETIC FOR PILE FABRIC	LB		3363
YARNS SYNTHETIC ACETATE TWIST	LB		3364
100 U KINGDOM	90	81	
400 U STATES	25927	25944	
	26017	26025	
STAPLE FIBRES SYNTHETIC	LB		3365
100 U KINGDOM	155708	43561	
305 AUSTRIA	20036	4858	
327 FRANCE	123	267	
335 GERMANY W	33049	13228	
344 ITALY	985	363	
376 SWITZRLND	1722	424	
400 U STATES	890394	850401	
	1102017	913102	
TOPS OF SYNTHETIC FIBRES	LB		3366
100 U KINGDOM	5941	3407	
335 GERMANY W	34793	19118	
400 U STATES	26905	26883	
	67639	49408	
WASTE SHORT FIBRE SYNTHETIC	LB		3367
327 FRANCE	100	84	
400 U STATES	122428	76565	
	122528	76649	
YARNS FROM POLYAMIDES NYLON	LB		3368
100 U KINGDOM	242	1542	
400 U STATES	26123	77545	
	26365	79087	
YARN SYNTHETIC FOR TIRE FABRIC	LB		3369
316 CUBA	425275	215071	
400 U STATES	125322	70452	
	550597	285523	
KNITTED FABRIC SYNTHETIC FIBRE	LB		3371
100 U KINGDOM	3446	3766	
344 ITALY	194	97	
376 SWITZRLND	25	139	
400 U STATES	16756	46012	
	20421	50014	
FABRICS SYNTHETIC FIBRE N O P	LB		3372
100 U KINGDOM	50540	74879	
231 HONG KONG	228	243	
305 AUSTRIA	2167	2756	
306 BELGIUM	2937	4320	
327 FRANCE	5327	18451	
335 GERMANY W	39013	75496	
344 ITALY	22892	35247	
347 JAPAN	11506	15303	
354 NETHRLNDS	13325	20092	
375 SWEDEN	731	1911	
376 SWITZRLND	1151	5778	
400 U STATES	799355	1861028	
	949172	2115504	
RIBBONS OF SYNTHETIC FIBRES	LB		3373
100 U KINGDOM	806	3016	
306 BELGIUM	187	415	
317 CZECHO S	592	806	
327 FRANCE	2800	13235	
335 GERMANY W	28	456	
347 JAPAN	3533	3776	
376 SWITZRLND	1443	3875	
400 U STATES	39208	76951	
	48597	102570	
STOCKINGS NYLON WOMENS	DZ PR		3376
100 U KINGDOM	35813	181340	
327 FRANCE	100	1012	
335 GERMANY W	69	469	
344 ITALY	2255	10084	
400 U STATES	15180	94126	
	53417	287031	
STOCKINGS SYNTHETIC MENS BOYS	DZ PR		3378
100 U KINGDOM	987	5378	
327 FRANCE	158	1110	
400 U STATES	7028	26183	
	8173	32671	
STOCKINGS SYNTHETIC FIBRE N O P	DZ PR		3379
100 U KINGDOM	6707	13622	
335 GERMANY W	187	1006	
400 U STATES	6212	25032	
	13106	39660	
GLOVES OF SYNTHETIC FIBRES	DZ PR		3380
100 U KINGDOM	22	222	
231 HONG KONG	9975	34302	
335 GERMANY W	3695	15138	
344 ITALY	525	1727	
347 JAPAN	21582	66753	
400 U STATES	1041	14788	
	36840	132930	

IMPORTS INTO CANADA FOR CONSUMPTION

Articles and Countries from which Imported	MONTH OF JANUARY 1957		Class Number
	Quantities	Values (\$)	
CLOTHING NOP WOVEN SYNTH FIBRE	OZ		3383
100 U KINGDOM	12064	7405	
215 INDIA	16	103	
231 HONG KONG	5680	722	
327 FRANCE	5650	3289	
335 GERMANY W	23265	4124	
344 ITALY	13745	12405	
347 JAPAN	531193	39020	
360 ISRAEL	672	208	
375 SWEDEN	272	163	
376 SWITZRLND	607	926	
400 U STATES	395898	103890	
	989062	172255	
DRESSES WVN SYNT WOMENS CHLDNS	NO		3384
100 U KINGDOM	47	1999	
231 HONG KONG	60	248	
327 FRANCE	49	1856	
335 GERMANY W	5	55	
336 GREECE	5	309	
376 SWITZRLND	51	2040	
400 U STATES	20077	133710	
	20294	140217	
UNDERWEAR KNITTED SYNTHETIC	LB		3385
100 U KINGDOM	2688	7346	
335 GERMANY W	210	231	
347 JAPAN	1125	1175	
400 U STATES	2729	9868	
	6752	18620	
CLTHG SYNT FIB KNIT INFTS CHLD	LB		3386
100 U KINGDOM	12	88	
335 GERMANY W	41	186	
400 U STATES	1144	3024	
	1197	3298	
CLTHG SYNT FIB KNIT WOMNS GRLS	LB		3387
100 U KINGDOM	16	244	
376 SWITZRLND	12	432	
400 U STATES	5301	25392	
	5329	26068	
CLTHG SYNTH FIB KNIT MENS BOYS	LB		3388
100 U KINGDOM	32	334	
231 HONG KONG	115	145	
327 FRANCE	10	120	
347 JAPAN	540	453	
400 U STATES	2290	7472	
	2987	8524	
CURTAINS OF SYNTHETIC FIBRE	OZ		3390
100 U KINGDOM	2688	324	
400 U STATES	655847	117717	
	658535	118041	
HANDKERCHIEFS SYNTHETIC FIBRE	OZ		3391
347 JAPAN	5600	284	
376 SWITZRLND	2560	2090	
	8160	2374	
SYNTHETIC FIBRE MANUFACTRS NOP	OZ		3392
100 U KINGDOM	323425	25878	
317 CZECHOS	7296	876	
327 FRANCE	1021	747	
335 GERMANY W	800	714	
344 ITALY	106168	6310	
347 JAPAN	244565	20841	
354 NETHRLNDS	11312	1107	
375 SWEDEN	3227	2028	
376 SWITZRLND	2720	1195	
400 U STATES	2707062	273592	
	3407596	333288	
SYNTH FIBRE FOR ELEC APPARATUS	OZ		3393
100 U KINGDOM	640	136	
400 U STATES	63860	13030	
	64500	13166	
HAIR CLOTH			3401
100 U KINGDOM		4489	
400 U STATES		551	
		5040	
KAPOK	CWT		3411
321 ECUADOR	5	165	
355 INDONESIA	565	19139	
400 U STATES	20	782	
	590	20086	
MANILA FIBRE	CWT		3412
337 GUATEMALA	1350	26352	
364 PHIL	2470	44644	
400 U STATES	1021	20617	
	4841	91613	
SISAL ISTLE TAMPICO FIBRE	CWT		3413
100 U KINGDOM	2243	19434	
309 BRAZIL	42425	321632	
338 MAITI	3465	26741	
352 MEXICO	6027	44869	
400 U STATES	17287	146200	
	71447	558876	
VEGETABLE FIBRE N O P	CWT		3414
215 INDIA	67	565	
333 MADAGASCAR	17	412	
400 U STATES	119	2143	
	203	3120	

IMPORTS INTO CANADA FOR CONSUMPTION

Articles and Countries from which Imported	MONTH OF JANUARY 1957		Class Number
	Quantities	Values (\$)	
BALER TWINE	CWT		3420
GRASSES SEAWEED MOSSES BAGASSE			3421
100 U KINGDOM		1173	
231 HONG KONG		117	
347 JAPAN		1215	
400 U STATES		6602	
		9107	
BINDER TWINE	CWT		3422
COIR AND COIR YARN	CWT		3423
215 INDIA	1630	14571	
	1630	14571	
MATS RUGS N O P OF COCOA FIBRE	SQ YD		3424
215 INDIA	2596	1448	
354 NETHRLNDS	362	111	
400 U STATES	62	89	
	3020	1648	
STRAW OR PAPER CARPETING RUGS			3425
231 HONG KONG		399	
400 U STATES		3255	
		3654	
VEGETABLE FIBRES FOR BRUSHES	CWT		3428
100 U KINGDOM	53	1651	
215 INDIA	565	2460	
304 ARGENTINA	10	2082	
306 BELGIUM	120	3167	
352 MEXICO	56	6618	
400 U STATES	188	9831	
	992	25809	
MATS CUT PILE OF COCOA FIBRE	SQ FT		3429
215 INDIA	29010	4330	
354 NETHRLNDS	540	230	
	29550	4560	
WASTE FOR FURTHER PREPARATION	CWT		3451
100 U KINGDOM	950	34721	
215 INDIA	795	3478	
216 PAKISTAN	491	5011	
234 AUSTRALIA	19	791	
309 BRAZIL	661	4711	
344 ITALY	1102	8201	
354 NETHRLNDS	570	5793	
375 SWEDEN	45	737	
383 HAWAII	548	480	
400 U STATES	30974	311403	
	36155	375326	
WASTE FOR WIPING RAGS N O P	CWT		3452
100 U KINGDOM	1729	34888	
327 FRANCE	145	10014	
344 ITALY	204	3353	
375 SWEDEN	299	8300	
400 U STATES	37269	313384	
	39646	369939	
WASTE GARNETTED READY FOR USE	LB		3453
100 U KINGDOM	490	755	
400 U STATES	137930	11357	
	138420	12112	
BATTS BATTING WADDING N O P	LB		3454
400 U STATES	2936	1002	
	2936	1002	
FISH NETS NETTINGS COMMERCIAL	LB		3460
100 U KINGDOM	49128	57956	
347 JAPAN	57843	56962	
354 NETHRLNDS	6869	4054	
400 U STATES	7575	12887	
	121415	131859	
FISHING LINES COMMERCIAL	LB		3461
100 U KINGDOM	45860	34290	
335 GERMANY W	9462	3269	
347 JAPAN	2000	3314	
354 NETHRLNDS	3900	2103	
400 U STATES	23187	36398	
	84409	79374	
CORDAGE MANILA OVER 1 IN CIRC	LB		3463
100 U KINGDOM	80502	20050	
318 DENMARK	8439	1966	
400 U STATES	317	207	
	89258	22223	
CORDAGE COMMERCIAL FISH NET	LB		3464
100 U KINGDOM	148162	37490	
306 BELGIUM	17554	3645	
318 DENMARK	7224	1446	
347 JAPAN	3605	6142	
354 NETHRLNDS	62074	12032	
	238619	60755	
CORDAGE OVER 1 INCH NOP	LB		3465
100 U KINGDOM	47716	10387	
400 U STATES	8453	4815	
	56169	15202	
COTTON FABRIC RUBBERIZED	LB		3472
100 U KINGDOM	1230	838	
400 U STATES	27523	20154	
	28753	20992	

IMPORTS INTO CANADA FOR CONSUMPTION

Articles and Countries from which Imported	MONTH OF JANUARY 1957		Class Number
	Quantities	Values (\$)	
COTTON WINDOW SHADE CLOTH 400 U STATES	LB 2037	2130	3473
COTTON FABRICS COATED N O P 100 U KINGDOM	LB 68859	42372	3474
335 GERMANY W	432	498	
347 JAPAN	210	59	
400 U STATES	389243	380294	
	459444	423223	
ARTISTS CANVAS COATED PREPARED 100 U KINGDOM		534	3475
306 BELGIUM		479	
400 U STATES		2606	
		3619	
CANVAS FLAX FOR TENTS AWNINGS 100 U KINGDOM	LB 6772	4656	3476
FABRICS JUTE COATED 400 U STATES	LB 5418	1765	3478
FABRICS VEG FIBRE COATED 100 U KINGDOM	LB 15440	5972	3479
327 FRANCE	273	170	
347 JAPAN	80309	14344	
400 U STATES	29822	23979	
	125844	44465	
FABRICS FOR BRATTICE CLOTH 100 U KINGDOM	LB 18834	3569	3480
400 U STATES	500	313	
	19334	3882	
FABRICS SILK COATED 400 U STATES	LB 1178	5908	3481
FABRICS WOOL COATED 100 U KINGDOM	LB 3785	1674	3483
305 AUSTRIA	159	426	
335 GERMANY W	2041	2062	
400 U STATES	832	1120	
	6817	5282	
FABRICS SYNTHETIC FIBRE COATED 306 BELGIUM	LB 99492	96054	3484
327 FRANCE	5691	11036	
400 U STATES	231978	317210	
	337161	424300	
OILCLOTH FLOOR LINOLEUM 100 U KINGDOM	LB 2094317	264368	3485
400 U STATES	687580	123068	
	2781897	387436	
OILCLOTH CARRIAGE SHELF TABLE 100 U KINGDOM	LB 7082	5094	3486
335 GERMANY W	150	108	
400 U STATES	44297	31583	
	51529	36785	
TYPEWRITER RIBBONS 100 U KINGDOM	LB 1842	3744	3487
400 U STATES	681	6084	
	2523	9828	
FABRICS COTTON TO COVER RUBBER 100 U KINGDOM	LB 9001	10809	3488
400 U STATES	156	217	
	9157	11026	
CORD TIRE FABRICS SYNTH FIBRE 400 U STATES	LB 59838	94405	3489
	59838	94405	
LACE EMBROIDERIES BOBBINET N O P 100 U KINGDOM	LB 1581	10877	3501
215 INDIA	4	158	
231 HONG KONG	143	317	
305 AUSTRIA	245	1170	
306 BELGIUM	254	1638	
327 FRANCE	4215	42902	
335 GERMANY W	53	269	
347 JAPAN	1117	3869	
376 SWITZRLND	310	3116	
400 U STATES	28625	146881	
	36547	211197	
CONSETS GIRBLES BRASSIERES 100 U KINGDOM		187	3510
347 JAPAN		12768	
400 U STATES		62742	
		75697	
BRACES OR SUSPENDERS AND PARTS 100 U KINGDOM		736	3511
335 GERMANY W		1992	
400 U STATES		4910	
		7638	
CHURCH VESTMENTS ANY MATERIAL 100 U KINGDOM		647	3512
306 BELGIUM		215	
327 FRANCE		10742	
400 U STATES		5681	
		17285	
GARMENTS KNITTED N O P 344 ITALY	LB 4	186	3514
400 U STATES	89	445	
	93	631	


IMPORTS INTO CANADA FOR CONSUMPTION

Articles and Countries from which Imported	MONTH OF JANUARY 1957		Class Number
	Quantities	Values (\$)	
GLOVES MITTS AND MITTENS N O P	DZ PR		3515
100 U KINGDOM	171	1383	
400 U STATES	789	8424	
	960	9807	
BERETS OF WOOL KNITTED FULLED	DOZ		3516
100 U KINGDOM	1522	4694	
327 FRANCE	110	569	
	1632	5263	
CAPS BONNETS BERETS N O P	DOZ		3517
100 U KINGDOM	1715	12798	
327 FRANCE	165	491	
344 ITALY	588	1856	
347 JAPAN	30475	28698	
359 NORWAY	8	59	
376 SWITZRLND	11	119	
400 U STATES	9643	72938	
	42605	116959	
HATS OF FUR FELT MENS	DOZ		3518
100 U KINGDOM	20	846	
344 ITALY	16	1183	
400 U STATES	9	767	
	45	2796	
HATS OF WOOL FELT	DOZ		3519
100 U KINGDOM	7	118	
400 U STATES	61	1570	
	68	1688	
HATS OF FUR FELT WOMENS	DOZ		3520
100 U KINGDOM	3	159	
327 FRANCE	16	616	
400 U STATES	72	2772	
	91	3547	
HATS N O P	DOZ		3521
100 U KINGDOM	30	1688	
327 FRANCE	38	2522	
335 GERMANY W	31	608	
344 ITALY	51	868	
376 SWITZRLND	21	1116	
390 GERMANY E	53	522	
400 U STATES	5554	111530	
	5778	118854	
FIREMENS AND OTHER HELMETS			3522
100 U KINGDOM		113	
400 U STATES		88538	
		88671	
KNITTED GOODS N O P	LB		3524
100 U KINGDOM	655	1829	
335 GERMANY W	615	813	
344 ITALY	15	69	
400 U STATES	20084	31870	
	21369	34581	
CHEMILLE YARNS AND COROS	LB		3548
USED BAGS OF VEGETABLE FIBRE			3550
400 U STATES		3670	
		3670	
BELTING N O P	LB		3551
100 U KINGDOM	1260	2137	
335 GERMANY W	128	578	
400 U STATES	6315	10091	
	7703	12806	
BLANKETS FOR PRINTING PRESSES			3552
100 U KINGDOM		2809	
335 GERMANY W		756	
400 U STATES		44302	
		47867	
BRAIOS CORDS FRINGES N O P			3553
100 U KINGDOM		2516	
327 FRANCE		385	
335 GERMANY W		147	
376 SWITZRLND		2878	
400 U STATES		68234	
		74160	
CARPETS N O P	SQ FT		3554
100 U KINGDOM	67418	11128	
306 BELGIUM	46420	12006	
317 CZECHOS	1890	434	
335 GERMANY W	2129	831	
344 ITALY	1641	421	
347 JAPAN	84071	9876	
365 POLAND	253	167	
400 U STATES	113645	51989	
	317467	86852	
CURTAINS N O P			3557
100 U KINGDOM		1322	
400 U STATES		7199	
		8521	
FELT ADHESIVE FOR VESSELS			3558
100 U KINGDOM		171	
		171	
MAT BRAIOS NOT OVER 6 INCHES			3559
344 ITALY		5850	
376 SWITZRLND		105197	
400 U STATES		26370	
		137417	
HAT SWEATS CAP PEAKS AND BANOS			3560
100 U KINGDOM		64	

IMPORTS INTO CANADA FOR CONSUMPTION

53

Articles and Countries from which Imported	MONTH OF JANUARY 1957		Class Number
	Quantities	Values (\$)	
400 U STATES		36351	
HOODS AND SHAPES OF FUR FELT	002	36415	3561
327 FRANCE	102	4725	
344 ITALY	36	1037	
400 U STATES	9	172	
HOODS AND SHAPES OF WOOL FELT	002	5934	3562
HOODS AND SHAPES KNITTED	002		3563
231 HONG KONG	120	1350	
321 ECUADOR	115	973	
327 FRANCE	61	3682	
344 ITALY	3636	34445	
347 JAPAN	1262	3989	
352 MEXICO	144	147	
376 SWITZRLND	215	4015	
393 TAIWAN	100	1145	
400 U STATES	4090	51165	
HOODS AND SHAPES N O P	002	9743	3564
100 U KINGDOM	6	92	
327 FRANCE	5	530	
344 ITALY	116	1620	
376 SWITZRLND	533	9171	
400 U STATES	565	3799	
MATERIALS FOR HAT BRAIDS		1225	3565
SURGICAL DRESSINGS			3566
100 U KINGDOM		27361	
400 U STATES		99725	
ELASTIC WEBBING WOVEN FOR MFRS	LB	127086	3567
100 U KINGDOM	417	669	
335 GERMANY W	750	2672	
354 NETHRLNDS	295	551	
400 U STATES	12024	23528	
ELASTIC WEBBING WOVEN N O P	LB	13486	3568
100 U KINGDOM	770	1705	
335 GERMANY W	405	967	
344 ITALY	1317	2141	
347 JAPAN	31996	17998	
354 NETHRLNDS	535	818	
400 U STATES	20772	32685	
WINDOW SHADES ON ROLLERS N O P		55795	3569
400 U STATES		3132	
CORDED RIBBONS FOR MENS HATS	LB	3132	3570
400 U STATES	3798	18160	
NONELASTIC FABRICS FOR GARTERS	LB	3798	3571
400 U STATES	660	2348	
FABRICS FOR CARD CLOTHING	LB	660	3572
400 U STATES	270	476	
FIBRE OR TEXTILE PRODUCTS N O P		270	3573
344 ITALY		107	
400 U STATES		23302	
BRAIDED CORD 1 IN CIRC OR LESS	LB	23409	3574
400 U STATES	6559	5063	
ELASTIC WEBBING BRAIDED	LB	6559	3576
100 U KINGDOM	710	1355	
344 ITALY	658	1079	
347 JAPAN	5297	5348	
354 NETHRLNDS	340	725	
400 U STATES	4793	12524	
	11798	21031	



IMPORTS INTO CANADA FOR CONSUMPTION

Articles and Countries from which Imported	MONTH OF JANUARY 1957		Class Number
	Quantities	Values (\$)	
<u>GROUP 4</u>			
<u>WOOD WOOD PRODUCTS AND PAPER</u>			
CANE REED OR RATTAN			4002
215 INDIA		2078	
231 HONG KONG		534	
335 GERMANY W		279	
354 NETHRLNDS		90	
		2981	
OSIERS WILLOWS AND BAMBOOS			4003
215 INDIA		373	
347 JAPAN		302	
		675	
CORKWOOD UNMANUFACTURED			4011
366 PORTUGAL		1147	
372 SPAIN		89	
400 U STATES		253	
		1489	
FENCE POSTS	NO		4021
HICKORY BILLETS			4022
400 U STATES		10576	
		10576	
POLES TELEGRAPH AND PILING	NO		4024
400 U STATES	7575	324097	
	7575	324097	
RAILWAY TIES	NO		4025
400 U STATES	8125	33501	
	8125	33501	
LOGS ROUND UNMANUFACTURED NOP	M FT		4026
400 U STATES	25976	1295311	
	25976	1295311	
HANDLE SHINGLE BOLTS FELLOES			4032
400 U STATES		3443	
		3443	
HUB LAST WAGON OAR GUN BLOCKS			4033
335 GERMANY W		274	
400 U STATES		38965	
		39239	
WOOD TEN PIN BLOCKS ROUGH			4034
TEAK AMARANTH TROPICAL WOODS			4041
100 U KINGDOM		345	
210 G COAST		11998	
217 CEYLON		320	
218 MALAYA		2660	
221 B GUTANA		572	
318 DENMARK		736	
400 U STATES		21125	
		37756	
ASN WHITE	M FT		4042
400 U STATES	105	16624	
	105	16624	
CEDAR	M FT		4043
400 U STATES	96	16427	
	96	16427	
CHESTNUT	M FT		4044
FIR	M FT		4045
400 U STATES	4454	387986	
	4454	387986	
GUMWOOD	M FT		4046
400 U STATES	20	3702	
	20	3702	
HEMLOCK	M FT		4047
400 U STATES	508	38902	
	508	38902	
HICKORY	M FT		4048
400 U STATES	1	217	
	1	217	
MAHOGANY	M FT		4049
210 G COAST	14	5973	
222 B HOWD	18	6248	
309 BRAZIL	50	7301	
328 FR AFRICA	32	6375	
347 JAPAN	72	12853	
364 PHIL	185	31938	
400 U STATES	198	56909	
	569	127597	
OAK	M FT		4050
400 U STATES	3271	447157	
	3271	447157	
PINE SOUTHERN YELLOW OR PITCH	M FT		4051
400 U STATES	246	40355	
	246	40355	
PINE WHITE OR OTHER N O P	M FT		4052
309 BRAZIL	10	912	
400 U STATES	1552	131620	
	1562	132532	
POPLAR	M FT		4053
400 U STATES	208	27814	
	208	27814	

IMPORTS INTO CANADA FOR CONSUMPTION

Articles and Countries from which imported	MONTH OF JANUARY 1957		Class Number
	Quantities	Values (\$)	
REDWOOD	M FT		4054
400 U STATES	75	16236	
	75	16236	
WALNUT	M FT		4055
400 U STATES	175	48539	
	175	48539	
LUMBER AND TIMBER HARDWOOD NOP	M FT		4056
400 U STATES	1766	174602	
	1766	174602	
LUMBER AND TIMBER N O P	M FT		4057
381 ALASKA	12	808	
400 U STATES	141	16284	
	153	17092	
HARWOOD FLOORING	M FT		4058
400 U STATES	1528	192614	
	1528	192614	
PINE POWDEROSA AND SUGAR	M FT		4059
400 U STATES	1730	166986	
	1730	166986	
LATHS	M		4071
400 U STATES	14	209	
	14	209	
PICKETS PLAIN	M		4072
PLYWOOD GLUED OR CEMENTED			4073
100 U KINGDOM		613	
327 FRANCE		3324	
335 GERMANY W		10918	
347 JAPAN		137182	
354 NETHRLNDS		362	
360 ISRAEL		12745	
365 POLAND		17204	
375 SWEDEN		84	
400 U STATES		32436	
		214868	
SHINGLES OF WOOD	RF SQ		4074
400 U STATES	1946	12207	
	1946	12207	
VENEERS OF ROSEWOOD ETC			4075
100 U KINGDOM		345	
400 U STATES		47083	
		47428	
VENEERS OF WOOD N O P			4076
307 BEL CONGO		9658	
400 U STATES		90823	
		100481	
VENEERS OF WOOD TAPED JOINTED			4077
400 U STATES		4168	
		4168	
VENEERS AUSTRALIAN BLACKWOOD			4078
400 U STATES		5328	
		5328	
PLYWOOD FACED WITH METAL			4079
BARK CRUDE FOR TANNERS USE	CWT		4081
FUELWOOD	CORD		4082
400 U STATES	15	110	
	15	110	
PULPWOOD	CORD		4083
400 U STATES	41013	759922	
	41013	759922	
SANDUST AND WOOD FLOUR			4084
400 U STATES		24475	
		24475	
BARRELS EMPTY SLACK	NO		4090
BARRELS EMPTY TIGHT	NO		4091
400 U STATES	22501	87866	
	22501	87866	
STAVES OAK SAWN SPLIT OR CUT	M		4094
400 U STATES	274	118311	
	274	118311	
STAVES ROUGH SAWN N O P	M		4095
400 U STATES	15	1384	
	15	1384	
STAVES N O P	M		4097
100 U KINGDOM	9	263	
400 U STATES	355	9532	
	364	9795	
WOODEN PAILS AND TUBS			4098
HOOPS HEADS AND LINERS OF WOOD			4099
100 U KINGDOM		514	
400 U STATES		32697	
		33211	
CORK SLABS BOARDS TILES N O P			4101
100 U KINGDOM		2119	
318 DENMARK		9142	
372 SPAIN		41857	
400 U STATES		6780	
		59898	
CORKS THREE FOURTHS IN OR LESS	LB		4102
366 PORTUGAL	152	212	
372 SPAIN	73	215	
400 U STATES	160	290	
	385	717	

IMPORTS INTO CANADA FOR CONSUMPTION

Articles and Countries from which Imported	MONTH OF JANUARY 1957		Class Number
	Quantities	Values (\$)	
CORKS OVER THREE FOURTHS INCH 366 PORTUGAL 372 SPAIN 400 U STATES	LB 11591 1992 315 13898	18589 5259 547 24395	4103
CORK SLABS BOARDS FOR MFRS 372 SPAIN 400 U STATES		48420 133014 181434	4104
MANUFACTURES OF CORKWOOD N O P 100 U KINGDOM 305 AUSTRIA 366 PORTUGAL 372 SPAIN 375 SWEDEN 400 U STATES		7042 86 37272 10180 190 14744 69514	4105
BILLETS OF WOOD FOR BATS 400 U STATES		3033 3033	4112
GUN STOCKS OF WALNUT ROUGH			4113
WOOD HANDLES FOR AGRIC IMPL 400 U STATES		46383 46383	4114
HANDLES OF WOOD N O P 335 GERMANY W 400 U STATES		429 32508 32937	4118
SHAFTS OR HEADS FOR GOLF CLUBS 400 U STATES		3236 3236	4119
LASTS OF WOOD 335 GERMANY W 400 U STATES		264 4760 5024	4120
MEXICAN SADDLE TREES STIRRUPS 400 U STATES		2033 2033	4121
SPOKES HICKORY OAK ROUGH 400 U STATES		3901 3901	4122
WALKING STICKS AND CANES 100 U KINGDOM 400 U STATES		464 478 942	4125
SULPHITE PULP BL DISSOLVING 400 U STATES	CWT 9060 9060	87675 87675	4130
SODA PULP	CWT		4131
SULPHITE PULP UNBLEACHED 400 U STATES	CWT 77610 77610	459116 459116	4132
SULPHITE PULP BLEACHED N O P 400 U STATES	CWT 26006 26006	172932 172932	4133
SULPHATE OR KRAFT PULP 400 U STATES	CWT 27908 27908	181752 181752	4134
WOOD PULP MECHANICAL	CWT		4135
PULP OF STRAW OR VEG FIBRE NOP 400 U STATES	CWT 8056 8056	71266 71266	4136
BOBBINS SHUTTLES AND SPOOLS 100 U KINGDOM 376 SWITZRLND 400 U STATES		203 554 27985 28742	4141
CASKETS COFFINS AND METAL PTS 400 U STATES		40739 40739	4142
CHARCOAL MADE FROM WOOD 400 U STATES	TON 312 312	26142 26142	4143
CHURNS N O P WASHBOARDS 100 U KINGDOM 400 U STATES		93 1307 1400	4144
CLOTHES PINS AND PARTS 318 DENMARK	GROSS 3000 3000	945 945	4145
CRUTCHES OR STAFFS 400 U STATES		1218 1218	4146
CURTAIN STRETCHERS 400 U STATES		1285 1285	4147
DOORS WOOD 6 FT X 2 FT OR OVER 100 U KINGDOM 335 GERMANY W 400 U STATES	NO 9 670 1668 2347	818 3129 23236 27183	4148
EXCELSIOR OR WOOD WOOL 400 U STATES		1008 1008	4149

IMPORTS INTO CANADA FOR CONSUMPTION

Articles and Countries from which Imported	MONTH OF JANUARY 1957		Class Number
	Quantities	Values (\$)	
FIBRE AND MANUFACTURES N O P			4150
100 U KINGDOM		1305	
375 SWEEN		2034	
400 U STATES		74254	
		77593	
FURNITURE MAINLY OF WOOD			4151
100 U KINGDOM		9238	
218 MALAYA		58	
231 HONG KONG		15014	
236 NEW ZEAL		100	
317 CZECHOS		2758	
318 DENMARK		36343	
327 FRANCE		2626	
335 GERMANY W		16799	
344 ITALY		3192	
347 JAPAN		11810	
354 NETHRLNDS		1644	
359 NORWAY		1486	
365 POLANO		4275	
375 SWEEN		1163	
376 SWITZRLNO		72	
400 U STATES		423019	
		529597	
MATCHES OF WOOD			4152
100 U KINGDOM		550	
375 SWEDEN		3180	
400 U STATES		5372	
		9102	
MOULDINGS OF WOOD			4153
335 GERMANY W		128	
400 U STATES		4491	
		4619	
SKIS RACQUETS AND FRAMES BATS			4154
100 U KINGDOM		961	
216 PAKISTAN		3999	
234 AUSTRALIA		2272	
305 AUSTRIA		2053	
317 CZECHOS		298	
326 FINLAND		324	
327 FRANCE		3225	
335 GERMANY W		8855	
347 JAPAN		401	
375 SWEDEN		2026	
376 SWITZRLND		945	
400 U STATES		22733	
		48022	
WINDOW SASH OF WOOD			4155
400 U STATES		3995	
		3995	
WOOD BOXES CRATES AND SHOOKS			4156
347 JAPAN		65	
390 GERMANY E		480	
400 U STATES		26879	
		27424	
MANUFACTURES OF WOOD N O P			4157
100 U KINGDOM		12948	
225 TRINIOAO		74	
231 HONG KONG		1492	
305 AUSTRIA		113	
317 CZECHOS		585	
318 DENMARK		1341	
327 FRANCE		475	
335 GERMANY W		3858	
344 ITALY		1054	
347 JAPAN		22979	
352 MEXICO		373	
354 NETHRLNDS		690	
359 NORWAY		102	
375 SWEEN		13211	
376 SWITZRLNO		456	
388 YUGO SLAV		177	
400 U STATES		319041	
		378969	
BOWLS TRAYS AND DISHES OF WOOD			4158
335 GERMANY W		70	
344 ITALY		251	
347 JAPAN		11895	
352 MEXICO		72	
375 SWEDEN		164	
400 U STATES		4176	
		16628	
PLAYING CARD STOCK	LB		4159
CONT BOARD FOR MOIST OILY FOOD	LB		4160
400 U STATES	2293376	210851	
	2293376	210851	
CARD STOCK BRISTOL BOARD N O P	LB		4161
400 U STATES	450934	58180	
	450934	58180	
CHIPBOARD NEWS BOARD	LB		4162
400 U STATES	406034	35794	
	406034	35794	
LEATHER BOARD LEATHEROID MFRS	LB		4163
100 U KINGDOM	8803	1992	
335 GERMANY W	5709	1043	
400 U STATES	35754	12537	
	50266	15572	

IMPORTS INTO CANADA FOR CONSUMPTION

Articles and Countries from which Imported	MONTH OF JANUARY 1957		Class Number
	Quantities	Values (\$)	
MILLBOARD AND BINDERS BOARD 400 U STATES	LB 380964	33942	4164
PULPBOARD FOR MFR OF WALLBOARD 400 U STATES	LB 3675338	187610	4165
PULPBOARD TO WRAP ROLLS PAPER 400 U STATES	LB 585046	34087	4166
STRAWBOARD N O P 400 U STATES	LB 3499	904	4167
PULP BOARD FOR CONTAINERS 384 P RICO 400 U STATES	LB 70236 2655323	3305 166742	4168
BUILDING AND INSULATING BOARD 100 U KINGDOM 326 FINLAND 352 MEXICO 375 SWEDEN 400 U STATES	LB 11817 111053 47760 212129 3823841	1709 5226 3111 12787 417319	4169
PULPBOARD OTHER FIBREBOARD NOP 100 U KINGDOM 400 U STATES	LB 3480 486250	1041 107210	4170
ELECTRIC INSULATING PRESSBOARD 100 U KINGDOM 375 SWEDEN 400 U STATES	LB 23764 13000 134292	5716 2269 32657	4171
FELTBOARD ROOF FELT NOT COATED 400 U STATES	LB 1011280	34911	4172
PRESSBOARD N O P 100 U KINGDOM 375 SWEDEN 400 U STATES	LB 9382 2000 192786	2546 355 42264	4173
SHOEBOARDS 306 BELGIUM 400 U STATES	LB 12545 63087	2657 24295	4174
PAPERBOARD FOR SHOEBOARDS 100 U KINGDOM 400 U STATES	LB 3660 18347	842 2805	4175
GYPSUM BOARD LATH ROCK LATH 400 U STATES	LB 40560	746	4176
ENAMELLED PAPER	LB 40560	746	4178
CARBON PAPER 100 U KINGDOM 305 AUSTRIA 400 U STATES	LB 6230 802 57051	7272 697 37577	4179
ROTOGRAVURE PRINTING PAPER	LB 64083	45546	4180
BOOK PAPER FOR PERIODICALS 400 U STATES	LB 15168	2015	4181
BOOK PRINTING LITHO PAPER NOP 100 U KINGDOM 400 U STATES	LB 9382 174181	2217 37636	4182
BOOK PRINTING PAPER COATED NOP 400 U STATES	LB 183563	39853	4183
COATED PAPERS FOR PERIODICALS 400 U STATES	LB 421998	124712	4184
COVER PAPERS NOT PASTED COATED 100 U KINGDOM 400 U STATES	LB 272982 4615	37222 2557	4185
COVER PAPERS PASTED COATED 100 U KINGDOM 400 U STATES	LB 28368 32983	7994 10551	4186
SURFACE COATED PAPER N O P 100 U KINGDOM 306 BELGIUM 375 SWEDEN 376 SWITZRLNO 400 U STATES	LB 9982 31617 41599	4509 10208 14717	4187
WAXED PAPER IN PACKAGE FORM	LB 8144	5388	4189
WAXED PAPER FOR WRAPPING N O P 400 U STATES	LB 600 5624 7050 230719	773 791 4224 155117	4190
GREASEPROOF AND GLASSINE PAPER 400 U STATES	LB 252137	166293	4191

IMPORTS INTO CANADA FOR CONSUMPTION

Articles and Countries from which Imported	MONTH OF JANUARY 1957		Class Number
	Quantities	Values (\$)	
TISSUE WRAPPING PAPER 400 U STATES	LB 119606	17741	4192
	119606	17741	
VEGETABLE PARCHMENT PAPER 100 U KINGDOM 400 U STATES	LB 4780 10394 15174	998 3447 4445	4193
WRAPPING PAPER KRAFT 400 U STATES	LB 175158	15968	4195
	175158	15968	
WRAPPING PAPER OILED COATED 400 U STATES	LB 61273	15981	4196
	61273	15981	
WRAPPING PAPER ALL KINDS N O P 335 GERMANY W 400 U STATES	LB 821 311173 311994	336 47723 48059	4197
DUPLEX BACKING PAPER 400 U STATES	LB 67059	33250	4198
	67059	33250	
IMITATION PARCHMENT WRAPPING WRAPPER SHEETS AND HEADS 400 U STATES	LB 351594	30091	4199
	351594	30091	
BOND AND LEDGER PAPERS UNCUT 400 U STATES	LB 240812	54905	4201
	240812	54905	
ENVELOPES 100 U KINGDOM 400 U STATES	M 79 2153 2232	359 13941 14300	4202
ONION SKIN AND MANIFOLD PAPER 335 GERMANY W 400 U STATES	LB 120 59557 59677	57 34855 34912	4203
BOXED PAPER AND PAPERETRIES 100 U KINGDOM 335 GERMANY W 400 U STATES	LB 94 300 7403 7797	74 161 7348 7583	4204
HAND MADE PAPER 40 C OR OVER 100 U KINGDOM	LB 133	284	4205
	133	284	
WASTE PAPER 400 U STATES	CWT 44733	75282	4209
	44733	75282	
ELECTRIC CABLE INSULATG PAPER 100 U KINGDOM 400 U STATES	LB 9436 334352 343788	1980 152012 153992	4210
PHOTOGRAPHERS PAPERS 100 U KINGDOM 306 BELGIUM 335 GERMANY W 347 JAPAN 354 NETHRLNDS 400 U STATES		10620 61249 32321 84 4222 185216 293712	4211
BLOTTING PAPER NOT PRINTED 100 U KINGDOM 400 U STATES	LB 907 45435 46342	307 19255 20262	4212
CIGARETTE PAPER UNGUMMED 400 U STATES	LB 278539	134424	4213
	278539	134424	
CIGARETTE PAPER GUMMED ROLLS CIGARETTE PAPERS IN PACKETS 327 FRANCE	LB 750	12884	4214
	750	12884	
CREPE PAPER DECORATIVE ROLLS 400 U STATES	LB 5505	2697	4215
	5505	2697	
GUMMED PAPER 100 U KINGDOM 400 U STATES	LB 10682 214434 225116	3742 95839 99581	4216
HANGINGS OR WALL PAPER 100 U KINGDOM 400 U STATES	LB 8569 45703 54272	1969 17365 19334	4217
PAPER FOR SHOT SHELLS GUN WADS 400 U STATES	LB 33380	8746	4218
	33380	8746	
PAPIERMACHE WARE N O P 100 U KINGDOM 400 U STATES	LB 3690 7628 11318	850 2543 3393	4219
PAPER DECALCOMANIA 100 U KINGDOM 400 U STATES	LB 9746 9236 18982	3048 2787 5835	4220
	9746	3048	
	9236	2787	
	18982	5835	
PAPER MATRIX FOR PRINTING 100 U KINGDOM 400 U STATES	LB 4066 108937 113003	336 43802 44138	4221
	4066	336	
	108937	43802	
	113003	44138	

IMPORTS INTO CANADA FOR CONSUMPTION

61

Articles and Countries from which Imported	MONTH OF JANUARY 1957		Class Number
	Quantities	Values (\$)	
PAPER MATTING	LB		4224
347 JAPAN	1200	799	
400 U STATES	6093	2223	
	7293	3022	
PAPER PHOTO BARYTA COATED	LB		4225
400 U STATES	220090	76239	
	220090	76239	
SHINGLES OF PAPER OR FELT	LB		4226
400 U STATES	7475	287	
	7475	287	
ROOFING SHEATHING PAPER PREPRD	LB		4227
400 U STATES	261096	18033	
	261096	18033	
TISSUE PAPER N O P	LB		4228
400 U STATES	44568	10791	
	44568	10791	
TOILET PAPER	LB		4229
400 U STATES	195736	27888	
	195736	27888	
TOWELS AND NAPKINS PLAIN	LB		4230
400 U STATES	136730	20893	
	136730	20893	
WAXED STENCIL PAPER	LB		4231
100 U KINGDOM	12603	9452	
305 AUSTRIA	5740	2638	
400 U STATES	14531	15369	
	32874	27459	
ALL KINDS OF PAPER N O P	LB		4232
100 U KINGDOM	2428	728	
306 BELGIUM	6980	685	
335 GERMANY W	40	102	
400 U STATES	856136	240264	
	865584	241779	
TISSUE PAPER FOR STENCILS	LB		4233
FACIAL TISSUES HANDKERCHIEFS	LB		4234
400 U STATES	539106	95384	
	539106	95384	
PAPER NAPKINS N O P	LB		4235
100 U KINGDOM	1867	747	
335 GERMANY W	2659	1401	
400 U STATES	71431	16344	
	75957	18492	
CARBONIZING TISSUE PAPER	LB		4236
100 U KINGDOM	42188	28329	
327 FRANCE	3331	1006	
400 U STATES	142185	31965	
	187704	61300	
CABLE INSULATING PAPER N O P	LB		4237
400 U STATES	38459	10006	
	38459	10006	
CASH REGISTER PAPER	LB		4238
400 U STATES	14655	6917	
	14655	6917	
FILTER PAPER	LB		4239
100 U KINGDOM	446	161	
400 U STATES	92029	85136	
	92475	85297	
TABULATING PAPER AND STOCK	LB		4240
400 U STATES	282458	30283	
	282458	30283	
BAGS AND SACKS OF PAPER	LB		4241
100 U KINGDOM	588	235	
347 JAPAN	388	70	
354 NETHRLNDS	10320	3258	
400 U STATES	443041	83540	
	454337	87103	
PAPER PROTECTORS FOR PLANTS			4242
400 U STATES		7770	
		7770	
CONTAINERS PAPERBOARD N O P	LB		4243
100 U KINGDOM	1313	638	
335 GERMANY W	536	285	
400 U STATES	640707	186197	
	642556	187120	
MILK BOTTLE CAPS OF PAPER			4244
PAPER TUBES AND CONES FOR YARN	LB		4245
100 U KINGDOM	3504	1854	
400 U STATES	25460	20990	
	28964	22844	
PAPER PATTERNS BOOT AND SHOE			4246
400 U STATES		4664	
		4664	
POCKET SPUTUM CUPS AND REFILLS			4247
TWINE OR YARN OF PAPER	LB		4248
375 SWEDEN	29743	4562	
400 U STATES	112963	25447	
	142706	30009	
WINDOW BLINDS OF PAPER			4251
MANUFACTURES OF PAPER N O P			4252
100 U KINGDOM		15545	
231 HONG KONG		342	
305 AUSTRIA		5659	

IMPORTS INTO CANADA FOR CONSUMPTION

Articles and Countries from which Imported	MONTH OF JANUARY 1957		Class Number
	Quantities	Values (\$)	
318 DENMARK		164	
327 FRANCE		1416	
335 GERMANY W		4152	
347 JAPAN		905	
354 NETHRLNDS		81	
375 SWEDEN		88	
376 SWITZRLND		1721	
400 U STATES		551213	
		581286	
PAPER CORES	LB		4253
400 U STATES	369745	29531	
	369745	29531	
PAPER CUPS DISHES TABLEWARE			4254
400 U STATES		22258	
		22258	
PAPER DOILIES AND LACE PAPER	LB		4255
100 U KINGDOM	4193	2170	
400 U STATES	28533	14444	
	32726	16614	
PAPER NOVELTIES FLOWERS GAMES			4256
100 U KINGDOM		310	
347 JAPAN		26897	
390 GERMANY E		1357	
400 U STATES		11442	
		40006	
PAPER PATTERNS M O P			4257
400 U STATES		36352	
		36352	
SHIPPING CONTAINERS	LB		4258
400 U STATES	900849	102531	
	900849	102531	
TRAYS FOR PACKAGING APPLES	LB		4259
PAPER MATCHES			4260
344 ITALY		226	
400 U STATES		27429	
		27655	
ARTISTS PROOF ETCHINGS			4261
400 U STATES		251	
		251	
ADMIRALTY CHARTS MANUSCRIPTS			4262
100 U KINGDOM		144	
327 FRANCE		69	
400 U STATES		8351	
		8564	
BLUEPRINTS NOP AND HYDRO PLANS			4263
100 U KINGDOM		6019	
234 AUSTRALIA		3891	
335 GERMANY W		124	
400 U STATES		253966	
		264000	
MUSIC FOR MECHANICAL PIANOS			4264
400 U STATES		412	
		412	
MUSIC PRINTED			4265
100 U KINGDOM		1677	
327 FRANCE		707	
376 SWITZRLND		147	
400 U STATES		23882	
		26413	
NEWSPAPER OR COMIC SECTIONS			4266
400 U STATES		83897	
		83897	
MAGAZINES NEWSPAPERS UNBOUND			4267
100 U KINGDOM		19645	
231 HONG KONG		975	
306 BELGIUM		4152	
327 FRANCE		71380	
335 GERMANY W		1723	
344 ITALY		4357	
347 JAPAN		856	
354 NETHRLNDS		1415	
400 U STATES		2309282	
		2413785	
PHOTOGRAPHS NEWS ILLUSTRATION			4268
400 U STATES		1855	
		1855	
PHOTOGRAPHS CHROMOS N O P			4269
100 U KINGDOM		7675	
327 FRANCE		976	
335 GERMANY W		348	
344 ITALY		59	
347 JAPAN		3516	
354 NETHRLNDS		51	
400 U STATES		240368	
		252993	
PHOTOGRAPHS FOR REPRODUCTION			4271
100 U KINGDOM		76	
400 U STATES		17785	
		17861	
TRANSFERS DECALCOMANIA			4272
100 U KINGDOM		223	
400 U STATES		22371	
		22594	
PAPER FOR DUPLICATING MACHINES	LB		4290
400 U STATES	116361	37670	
	116361	37670	

IMPORTS INTO CANADA FOR CONSUMPTION

Articles and Countries from which Imported	MONTH OF JANUARY 1957		Class Number
	Quantities	Values (\$)	
ADVERTISING AND PRINTED MATTER	LB		4291
100 U KINGDOM	28360	24317	
231 HONG KONG	832	657	
234 AUSTRALIA	36	66	
318 DENMARK	397	319	
327 FRANCE	2662	2709	
335 GERMANY W	9975	7863	
344 ITALY	1160	306	
347 JAPAN	209	239	
352 MEXICO	421	402	
354 NETHRLNDS	3751	4025	
375 SWEDEN	788	1449	
376 SWITZRLND	3997	3773	
380 USSR	316	144	
400 U STATES	518657	579279	
	571561	625548	
PRINTED MATTER NOP			4292
100 U KINGDOM		8998	
234 AUSTRALIA		74	
327 FRANCE		84	
335 GERMANY W		1035	
344 ITALY		127	
347 JAPAN		3193	
376 SWITZRLNO		170	
400 U STATES		249983	
		263664	
CARDS FOR PLAYING	PACK		4293
100 U KINGDOM	792	419	
335 GERMANY W	1564	277	
400 U STATES	7870	4481	
	10226	5177	
HAND MADE DRAWINGS OR DESIGNS			4294
400 U STATES		6869	
		6869	
LABELS TAGS TICKETS			4295
100 U KINGDOM		3469	
327 FRANCE		53	
335 GERMANY W		207	
400 U STATES		84655	
		88384	
PICTORIAL POST CARDS FOLDERS	LB		4296
100 U KINGDOM	2167	1685	
327 FRANCE	152	733	
400 U STATES	109060	88667	
	111379	91085	
BIBLES PRAYER BOOKS HYMN BOOKS			4301
100 U KINGDOM		31360	
306 BELGIUM		23274	
327 FRANCE		22974	
335 GERMANY W		3258	
344 ITALY		4972	
354 NETHRLNDS		408	
372 SPAIN		211	
376 SWITZRLNO		124	
400 U STATES		175673	
		262254	
BLANK BOOKS RULED OR PLAIN			4302
100 U KINGDOM		508	
400 U STATES		2731	
		3239	
BOOKS OVER 12 YEARS OLD			4303
100 U KINGDOM		54	
400 U STATES		1404	
		1458	
TEXT BOOKS FOR SCHOOLS COLLEGE			4305
100 U KINGDOM		3398	
231 HONG KONG		497	
306 BELGIUM		2127	
327 FRANCE		3841	
335 GERMANY W		820	
344 ITALY		629	
375 SWEDEN		137	
400 U STATES		248947	
		260396	
BOOKS NOVELS FICTION			4306
100 U KINGDOM		2077	
400 U STATES		7163	
		9240	
BOOKS SCIENCE FOR LIBRARIES			4307
100 U KINGDOM		20250	
215 INDIA		1655	
236 NEW ZEAL		874	
306 BELGIUM		586	
327 FRANCE		1419	
335 GERMANY W		337	
344 ITALY		106	
354 NETHRLNOS		698	
375 SWEDEN		465	
376 SWITZRLND		375	
380 USSR		139	
400 U STATES		412416	
		439320	
BOOKS GOVERNMENT ASSOCIATION			4308
100 U KINGDOM		4971	
234 AUSTRALIA		225	
306 BELGIUM		140	

IMPORTS INTO CANADA FOR CONSUMPTION

Articles and Countries from which Imported	MONTH OF JANUARY 1957		Class Number
	Quantities	Values (\$)	
327 FRANCE		3118	
335 GERMANY W		220	
344 ITALY		322	
352 MEXICO		149	
400 U STATES		18410	
		27555	
FREIGHT RATES FOR RAILWAYS			4309
100 U KINGDOM		188	
327 FRANCE		290	
354 NETHRLNDS		58	
400 U STATES		3550	
		4086	
BOOKS PRINTED PERIODICALS NOP			4310
100 U KINGDOM		119653	
234 AUSTRALIA		519	
327 FRANCE		300	
344 ITALY		212	
347 JAPAN		283	
376 SWITZRLND		96	
400 U STATES		1211950	
		1333013	
BODKS FOREIGN LANGUAGE			4311
100 U KINGDOM		157	
231 HONG KDNG		267	
304 ARGENTINA		356	
306 BELGIUM		18991	
327 FRANCE		122710	
335 GERMANY W		1129	
340 HUNGARY		58	
341 ICELAND		473	
344 ITALY		3896	
354 NETHRLNDS		555	
372 SPAIN		109	
380 USSR		58	
400 U STATES		18447	
		167206	

IMPORTS INTO CANADA FOR CONSUMPTION

Articles and Countries from which imported	MONTH OF JANUARY 1957		Class Number
	Quantities	Values (\$)	
<u>GROUP 5</u>			
<u>IRON AND ITS PRODUCTS</u>			
IRON ORE	400 U STATES	TON 2795 12122	5001
		2795 12122	
FERRO TUNGSTEN		CWT	5010
PIG IRON FOR AGRIC IMPLEMENTS	400 U STATES	TON 72 4821	5011
		72 4821	
PIG IRON N O P	100 U KINGDOM	TON 10 572	5012
	400 U STATES	782 63710	
		792 64282	
FERRO MANG UNDER	1 PC SILICON	CWT 2816 50690	5013
	400 U STATES	2816 50690	
SILICO MANG OVER	1 PC SILICON	CWT 2880 59160	5014
	400 U STATES	2880 59160	
FERRO SILICON	375 SWEDEN	CWT 67 941	5015
	400 U STATES	923 16134	
		990 17075	
ALLOYS N O P FOR MFR OF STEEL	100 U KINGDOM	CWT 336 12201	5018
	400 U STATES	8655 246313	
		8991 258514	
INGOTS COGGED BLOOMS SLABS NOP	100 U KINGDOM	TON 4 3348	5020
	375 SWEDEN	1 587	
	400 U STATES	1342 160804	
		1347 164739	
INGOTS NOT LESS THAN 3 CTS LB	400 U STATES	TON 453 133117	5021
		453 133117	
INGOTS FOR FORGINGS INGOTS NOP	400 U STATES	TON 97 14508	5022
		97 14508	
SPONGE IRON	400 U STATES	TON 26 4468	5024
		26 4468	
CAST SCRAP	400 U STATES	TON 2579 108520	5031
		2579 108520	
WROUGHT SCRAP	100 U KINGDOM	TON 1998 32017	5032
	400 U STATES	2196 95280	
		4194 127297	
TIN PLATE SCRAP	400 U STATES	TON 8 130	5033
		8 130	
AXLES FOR RAILWAY VEHICLES	100 U KINGDOM	1814	5041
	400 U STATES	9221	
		11035	
AXLES FOR VEHICLES N O P	400 U STATES	107797	5042
		107797	
AXLES N O P	400 U STATES	31483	5043
		31483	
CASTINGS FOR AGRIC IMPLEMENTS	400 U STATES	12348	5044
		12348	
INGOT MOULDS FOR STEEL	100 U KINGDOM	30752	5045
	400 U STATES	103771	
		134523	
MOULDS N O P	100 U KINGDOM	318	5046
	400 U STATES	605	
		923	
CASTINGS MALLEABLE N O P ROUGH	100 U KINGDOM	CWT 39 626	5047
	400 U STATES	3998 102183	
		4037 102809	
CASTINGS NONMALLEABLE NOP RGH	400 U STATES	CWT 2364 63757	5048
		2364 63757	
CASTINGS OF STEEL N O P ROUGH	400 U STATES	CWT 7723 182737	5049
		7723 182737	
FORGINGS N O P	100 U KINGDOM	3448	5050
	335 GERMANY W	157	
	400 U STATES	165098	
		168703	
FORGINGS HOLLOW AND 20 TONS	100 U KINGDOM	72179	5051
	400 U STATES	48810	
		120989	

IMPORTS INTO CANADA FOR CONSUMPTION

Articles and Countries from which Imported	MONTH OF JANUARY 1957		Class Number
	Quantities	Values (\$)	
PISTON RING CASTINGS ROUGH 400 U STATES		2910	5052
CASTINGS FOR RAILWAY VEHICLES		2910	5054
TIRES STEEL ROUGH RAILWAY 100 U KINGDOM	CWT 1905	19681	5055
STEEL WHEELS FOR RAILWAYS 100 U KINGDOM 400 U STATES		254839 26261 281100	5057
FORGED GOLF CLUB HEADS 400 U STATES		10608 10608	5058
SEMI FINISHED PISTON CASTINGS 400 U STATES		1604 1604	5059
BARs BILLETS HOT ROLLED N O P	CWT		5071
BARs BILLETS COLD ROLLED N O P 100 U KINGDOM 306 BELGIUM 335 GERMANY W 375 SWEDEN 400 U STATES	CWT 3642 1943 186 165 20802 26738	33098 31897 4454 5436 238747 313632	5072
BARs BILLETS H R 4CTS AND OVER 100 U KINGDOM 305 AUSTRIA 306 BELGIUM 335 GERMANY W 375 SWEDEN 400 U STATES	CWT 19356 349 14266 197 390 133767 168325	140717 5018 74348 2208 10592 995412 1228295	5073
BARs BILLETS HAMMERED N D P 400 U STATES	CWT 149 149	4738 4738	5074
BARs SHEETS STRIP FOR SHOVELS	CWT		5076
BARs RODS FOR AGRIC IMPLEMENTS 400 U STATES	CWT 16339 16339	128644 128644	5077
RAILWAY RAILS N O P 100 U KINGDOM 335 GERMANY W 354 NETHRLNDS 400 U STATES	TON 72 14 84 333 503	6788 1457 8556 40327 57128	5078
STEEL GROOVED TRAMWAY RAILS	TON		5079
BARs HOT R ROUNDS AND SQUARES 100 U KINGDOM 400 U STATES	CWT 177 9495 9672	1402 74154 75556	5081
RODS FOR MANUFACTURE OF CHAIN 400 U STATES	CWT 15 15	94 94	5102
RODS NOT OVER 375 IN FOR WIRE 100 U KINGDOM 400 U STATES	CWT 3592 4413 8005	18149 33616 51765	5103
WELDING RODS OF ALL KINDS 100 U KINGDOM 306 BELGIUM 335 GERMANY W 400 U STATES	CWT 76 5 51 13002 13134	4838 120 3943 373110 382011	5104
BLANKS FOR MILLING CUTTERS 400 U STATES	CWT 8 8	1081 1081	5111
STRIP HOT R 080 INCH OR LESS	CWT		5112
STRIP HOT R OVER 080 INCH 400 U STATES	CWT 112 112	414 414	5113
STRIP COLD R 080 INCH OR LESS 375 SWEDEN 400 U STATES	CWT 386 5290 5676	11838 95848 107686	5114
STRIP COLD R OVER 080 INCH 400 U STATES	CWT 1237 1237	21140 21140	5115
STRIP HOT R FOR COLD ROLLING	CWT		5116
STRIP FOR MANUFACTURE OF MATS	CWT		5117
STRIP COLD ROLLED FOR DOORS	CWT		5118
HOOP STEEL FOR COOPERAGE 400 U STATES	CWT 1078 1078	7753 7753	5120
PLATES 66 INCHES WIDE OR LESS 400 U STATES	CWT 11246 11246	52273 52273	5121

IMPORTS INTO CANADA FOR CONSUMPTION

Articles and Countries from which Imported	MONTH OF JANUARY 1957		Class Number
	Quantities	Values (\$)	
PLATES OVER 66 INS LESS 78 INS 400 U STATES	CWT 2113	10269	5122
PLATES FLANGED CURVED N O P 100 U KINGDOM 400 U STATES	CWT 5898 8121 14019	34547 127810 162357	5123
PLATES FOR BOILERS DIGESTERS 400 U STATES	CWT 8677	73245	5124
PLATES STEEL CHEQUER SURFACE 400 U STATES	CWT 20045	121710	5125
SHEETS OVER 080 INCH THICK N O P 400 U STATES	CWT 6962	46728	5126
SHEETS 080 INCH OR LESS N O P 100 U KINGDOM 400 U STATES	CWT 8502 75877 84379	56280 538509 594789	5127
SHEET OR STRIP FOR TIN PLATE	CWT		5128
SHEETS FOR MFR OF HOLLOW WARE 100 U KINGDOM 400 U STATES	CWT 2026 9534 11560	12696 67795 80491	5129
SHEETS BLUE FOR HEATING APP	CWT		5130
SHEETS 075SILICON FOR ELEC APP 400 U STATES	CWT 55530	955038	5131
SHEETS 50 PER POUND OR OVER 100 U KINGDOM 234 AUSTRALIA 306 BELGIUM 335 GERMANY W 347 JAPAN 365 POLAND 400 U STATES	CWT 73578 22485 5938 20010 24091 1707 430621 578430	469959 147532 38770 157220 171353 10781 3390002 4385617	5132
SHEETS RUST PROOF OVER 5 CTS 100 U KINGDOM 375 SWEDEN 400 U STATES	CWT 3943 240 16655 20838	197315 11222 768523 977060	5133
SHEETS CORRUGATED AND PEBBLED 100 U KINGDOM 400 U STATES	CWT 217 3212 3429	2679 29061 31740	5134
SHEETS COATED WITH PAINT TAR 100 U KINGDOM 400 U STATES	CWT 577 28338 28915	6497 270161 276658	5135
SHEETS COATED WITH ENAMEL 400 U STATES	CWT 90	3247	5136
SHEETS COATED WITH TIN 100 U KINGDOM 400 U STATES	CWT 35266 3277 38543	320347 28655 349002	5137
SHEETS COATED WITH METAL N O P 335 GERMANY W 400 U STATES	CWT 11 1641 1652	300 51429 51729	5139
SHEETS COATED WITH ZINC N O P 100 U KINGDOM 400 U STATES	CWT 1075 16435 17510	9149 162525 178744	5140
SHEETS FOR COATING WITH METALS	CWT		5141
SHEETS SHAPED FOR AGRIC IMPL 400 U STATES	CWT 1775	29199	5142
SHEETS FOR MFR BUCKLE CLASPS 100 U KINGDOM 400 U STATES	CWT 144 1151 1295	1395 17437 16832	5143
SHEETS COLD ROLLED FOR HINGES 400 U STATES	CWT 10	419	5144
SHEETS FOR MFR OF SADDLERY	CWT		5145
SHEETS TEMPERED FOR SAWS 100 U KINGDOM 375 SWEDEN 400 U STATES	CWT 50 34 158 242	2161 2133 8744 13038	5146
SHEETS NOT TEMPERED FOR SAWS 100 U KINGDOM 375 SWEDEN 400 U STATES	CWT 172 353 4565 5090	3740 15233 161074 180047	5147
SHEETS COLD ROLLED FOR PIPE 400 U STATES	CWT 8079	48817	5148

IMPORTS INTO CANADA FOR CONSUMPTION

Articles and Countries from which Imported	MONTH OF JANUARY 1957		Class Number
	Quantities	Values (\$)	
SKELP 14 INS OR LESS FOR PIPE 400 U STATES	CWT 266133	1312752	5149
SKELP OVER 14 INS FOR PIPE 400 U STATES	CWT 508094	2811977	5150
HOT R STRIP FOR MOTOR VEHICLES 400 U STATES	CWT 417	2953	5151
WROUGHT OR PUDDLED IRON BILLET	CWT 417	2953	5152
HOOP STRIP BESSEMER FOR HINGES 400 U STATES	CWT 1574	5828	5153
PLATES 78 INCHES AND OVER 400 U STATES	CWT 1574	5828	5154
SHEETS COATED LEAD AND TIN 400 U STATES	CWT 3408	16557	5157
ANGLES BEAMS 35 LBS OR OVER 100 U KINGDOM 306 BELGIUM 327 FRANCE 335 GERMANY W 400 U STATES	CWT 10317	89436	5161
ANGLES BEAMS N O P 100 U KINGDOM 306 BELGIUM 327 FRANCE 335 GERMANY W 359 NORWAY 375 SWEDEN 400 U STATES	CWT 10317	89436	5162
ANGLES DRILLED 100 U KINGDOM 335 GERMANY W 400 U STATES	CWT 43628 48089 8019 14305 496029 610070	261563 314608 54573 95283 3118881 3844908	5163
BEAMS UNDER 5 1 HALF LB PER YD 400 U STATES	CWT 20759	110181	5164
MASTS ANGLES PLATES FOR SHIPS 100 U KINGDOM 306 BELGIUM 335 GERMANY W 347 JAPAN 400 U STATES	CWT 63619 14632 131 4650 20 187736 291547	347502 89064 963 30077 1203 1236762 1815752	5165
SASH OR CASEMENT SECTIONS 400 U STATES	CWT 1629	10899	5166
SHAPES 35 LBS PER YARD OR OVER 100 U KINGDOM 306 BELGIUM 327 FRANCE 359 NORWAY 400 U STATES	CWT 231 5674 7534	2877 60430 74206	5167
PIPE CAST 5 CTS PER LB OR LESS 100 U KINGDOM 400 U STATES	CWT 14918	87657	5181
PIPE CAST N O P 100 U KINGDOM 400 U STATES	CWT 14918	87657	5182
PIPE TUBES FOR BOILERS 100 U KINGDOM 375 SWEDEN 400 U STATES	CWT 2481 3974 1430 21791 57272 86948	16025 28061 11530 184336 346638 586590	5183
PIPE WROUGHT 2 ONE HALF INCHES 335 GERMANY W 400 U STATES	CWT 6686	54312	5185
PIPE SEAMLESS 5 CTS PER LB NOP 100 U KINGDOM 375 SWEDEN 400 U STATES	CWT 6686	54312	5186
PIPE WROUGHT OVER 10 1 HALF IN 100 U KINGDOM 400 U STATES	CWT 2177 5585 432 6673 29724 44591	13854 31232 3462 46657 200877 296082	5187
PIPE WROUGHT LESS 10 1 HALF IN 100 U KINGDOM 327 FRANCE 335 GERMANY W 375 SWEDEN 400 U STATES	CWT 26508	103201	5188
TUBES WROUGHT COATED HALF INCH 400 U STATES	CWT 37 26545	82 103283	5190
	CWT 6156	37472	
	CWT 898	28598	
	CWT 7054	66070	
	CWT 1711	24837	
	CWT 329	27209	
	CWT 13855	283147	
	CWT 15895	335193	
	CWT 26	852	
	CWT 27	1289	
	CWT 53	2141	
	CWT 1891	65710	
	CWT 1586	33068	
	CWT 27000	593655	
	CWT 30477	692433	
	CWT 241948	1464983	
	CWT 873084	6915776	
	CWT 1115032	8380759	
	CWT 27164	210837	
	CWT 805	4932	
	CWT 489	15628	
	CWT 2	189	
	CWT 51526	637805	
	CWT 79986	869391	
	CWT 636	35656	
	CWT 636	35656	

IMPORTS INTO CANADA FOR CONSUMPTION

Articles and Countries from which Imported	MONTH OF JANUARY 1957		Class Number
	Quantities	Values (\$)	
PIPE WROUGHT N O P	CWT		5191
100 U KINGDOM	5	799	
306 BELGIUM	1446	12457	
400 U STATES	65297	350559	
	66748	363815	
PIPE FITTINGS COUPLINGS N O P			5192
100 U KINGDOM		46326	
335 GERMANY W		715	
347 JAPAN		17854	
400 U STATES		644093	
		708988	
PIPE SEAMLESS COLD DR POLISHED	CWT		5193
100 U KINGDOM	49	7302	
	49	7302	
TUBING STEEL FOR FISHING RODS	CWT		5194
CASING GAS WATER OR OIL WELL	CWT		5195
100 U KINGDOM	59764	560162	
306 BELGIUM	13014	132006	
317 CZECHO S	4274	45849	
327 FRANCE	9607	131978	
335 GERMANY W	7384	79603	
347 JAPAN	84124	818614	
400 U STATES	195464	1962796	
	373631	3731008	
PIPE FITTINGS WELDING TYPE			5196
100 U KINGDOM		7658	
347 JAPAN		2403	
400 U STATES		244227	
		254288	
PIPE FOR WELDING TYPE FITTINGS	CWT		5197
400 U STATES	2614	61062	
	2614	61062	
WIRE BARBED FENCING	CWT		5201
100 U KINGDOM	224	1718	
335 GERMANY W	1819	11344	
	2043	13062	
WIRE FLAT QUARTER INCH OR LESS	CWT		5203
400 U STATES	738	14733	
	738	14733	
WIRE ZINC COATED	CWT		5204
100 U KINGDOM	3435	25236	
327 FRANCE	210	1177	
400 U STATES	2442	44644	
	6087	71057	
WIRE COATED NOP OR COVERED	CWT		5205
100 U KINGDOM	174	3241	
335 GERMANY W	13	172	
347 JAPAN	9	149	
400 U STATES	517	17001	
	713	20563	
WIRE ROPE FOR RIGGING SHIPS	CWT		5206
WIRE ROPE CABLE NOP IRON STEEL	CWT		5207
100 U KINGDOM	2634	57634	
306 BELGIUM	204	1952	
335 GERMANY W	328	6150	
354 NETHRLNDS	177	2974	
400 U STATES	1164	36855	
	4507	105565	
WIRE STEEL FOR UPHOL SPRINGS	CWT		5208
400 U STATES	1745	17118	
	1745	17118	
WIRE STEEL FOR CORSET STEELS	CWT		5209
100 U KINGDOM	10	773	
400 U STATES	92	5002	
	102	5775	
WIRE STEEL FOR MFR WIRE ROPE	CWT		5210
100 U KINGDOM	32599	368166	
335 GERMANY W	733	7559	
354 NETHRLNDS	400	3569	
400 U STATES	5121	79651	
	38853	458945	
WIRE ROPE STEEL COMM L FISHING			5211
100 U KINGDOM		24467	
400 U STATES		870	
		25337	
WIRE STEEL FOR CARD CLOTHING	CWT		5212
WIRE ROPE CABLE STEEL USED	CWT		5213
400 U STATES	1109	4215	
	1109	4215	
WIRE OF IRON OR STEEL N O P	CWT		5214
100 U KINGDOM	518	6969	
306 BELGIUM	1400	11405	
327 FRANCE	2015	10309	
335 GERMANY W	42	1383	
375 SWEDEN	2	382	
400 U STATES	12075	216077	
	16052	246525	
WIRE FENCING NOT LESS 080 INCH			5215
100 U KINGDOM		4387	
335 GERMANY W		3445	
400 U STATES		5355	
		13187	

IMPORTS INTO CANADA FOR CONSUMPTION

Articles and Countries from which Imported	MONTH OF JANUARY 1957		Class Number
	Quantities	Values (\$)	
WIRE FENCING WOVEN N O P 400 U STATES		1554	5216
		1554	
WIRE NETTING FOR FUR FARMS 400 U STATES		14214	5217
		14214	
WIRE SCREENS DOORS WINDOWS 100 U KINGDOM 335 GERMANY W 400 U STATES		2506 57 11480	5218
		14043	
WIRE MESH IN ACETATE FILM 100 U KINGDOM 400 U STATES		4428 675 5103	5219
		5103	
WIRE CLOTH OR SCREEN OF IRON 100 U KINGDOM 335 GERMANY W 347 JAPAN 400 U STATES		1244 1356 39808 24561 66969	5220
		66969	
WIRE NETTING OF IRON OR STEEL 100 U KINGDOM 335 GERMANY W 400 U STATES		22029 51 8665 30745	5221
		30745	
WIRE RUSTPROOF FOR FISHING 400 U STATES		961	5222
		961	
WIRE ROPE FOR WELL DRILLING 335 GERMANY W 400 U STATES		1713 32700 34413	5223
		34413	
WELDED WIRE FABRIC REINFORCING 100 U KINGDOM 400 U STATES	CWT 483 1920 2403	7486 27495 34981	5224
		34981	
CABLE CHAIN FOR SHIPS 100 U KINGDOM 400 U STATES	CWT 84 496 580	1131 13386 14517	5231
		14517	
COIL CHAIN 9 EIGHTHS AND OVER 100 U KINGDOM 400 U STATES	CWT 236 286 522	3700 7521 11221	5232
		11221	
COIL CHAIN UNDER 9 EIGHTHS IN 100 U KINGDOM 335 GERMANY W 400 U STATES	CWT 141 9 774 924	2965 273 20804 24042	5233
		24042	
SPROCKET CHAIN FOR AGRIC IMPL 100 U KINGDOM 335 GERMANY W 400 U STATES		1689 4652 85405 91746	5234
		91746	
SILENT CHAIN ROLLER CHAIN 100 U KINGDOM 335 GERMANY W 347 JAPAN 400 U STATES		42991 17660 9765 159475 229891	5235
		229891	
CHAINS N O P 100 U KINGDOM 335 GERMANY W 381 ALASKA 400 U STATES		10522 149 290 119708 130669	5236
		130669	
DIESEL ENGINE PARTS N O P 100 U KINGDOM 318 DENMARK 327 FRANCE 335 GERMANY W 344 ITALY 359 NORWAY 375 SWEDEN 376 SWITZRLND 400 U STATES		139854 2204 3868 1137 1879 484 781 1173 1149588 1300968	5240
		1300968	
AUTOMOBILE ENGINES AND PARTS 100 U KINGDOM 335 GERMANY W 400 U STATES	NO 20 747 767	39730 20761 1312517 1373008	5242
		1373008	
ENGINES GAS MARINE AND PARTS 100 U KINGDOM 400 U STATES	NO 1 86 87	5606 80601 86207	5244
		86207	
ENGINES MOTOR TRUCK AND PARTS 100 U KINGDOM 335 GERMANY W 400 U STATES	ND 20 1574 1594	8230 3675 1278817 1290722	5245
		1290722	
ENGINES FISHING BOAT AND PARTS 400 U STATES	NO 13 13	10275 10275	5246
		10275	
PARTS OF AIRCRAFT ENGINES 100 U KINGDOM		382549	5248

IMPORTS INTO CANADA FOR CONSUMPTION

Articles and Countries from which Imported	MONTH OF JANUARY 1957		Class Number
	Quantities	Values (\$)	
400 U STATES		1944625	
ENGINES UP TO 1 AND 1 HALF HP		2327174	
400 U STATES	NO		5251
	925	23549	
ENGINES GAS NO P AND PARTS	925	23549	
100 U KINGDOM	NO		5252
400 U STATES	1	4241	
	14193	1638280	
ENGINES STEAM NO P AND PARTS	14194	1642521	
100 U KINGDOM	NO		5253
400 U STATES		6273	
	18	67851	
FIRE ENGINES MACHINES AND PTS	18	74124	
100 U KINGDOM	NO		5254
400 U STATES		395	
	24	69196	
LOCOMOTIVES RAILWAY NO P	24	69591	
400 U STATES	NO		5255
	2	12000	
LOCOMOTIVE CHASSIS TOPS WHEELS	2	12000	
100 U KINGDOM		13704	5256
400 U STATES		495401	
		509105	
LOCOMOTIVES SAWMILL MINING	NO		5257
100 U KINGDOM	5	47197	
400 U STATES	19	294310	
	24	341507	
ENGINES AIRCRAFT UP TO 200 HP	NO		5258
400 U STATES	21	17246	
	21	17246	
ENGINES AIRCRAFT 201 TO 500 HP	NO		5259
400 U STATES	20	41142	
	20	41142	
ENGINES AIRCRAFT 501 TO 1000HP	NO		5260
400 U STATES	16	19595	
	16	19595	
ENGINES AIRCRAFT OVER 1000 HP	NO		5261
100 U KINGDOM	2	12750	
400 U STATES	20	1208921	
	22	1221671	
ENGINES MARINE DIESEL	NO		5265
100 U KINGDOM	11	15220	
375 SWEDEN	7	12035	
400 U STATES	70	228033	
	88	255288	
ENGINES MOTOR VEHICLE DIESEL	NO		5266
100 U KINGDOM	2	1181	
335 GERMANY W	2	795	
400 U STATES	39	67400	
	43	69376	
ENGINES LOCOMOTIVE DIESEL	NO		5267
400 U STATES	36	1144742	
	36	1144742	
ENGINES DIESEL SEMI DIESEL NOP	NO		5268
100 U KINGDOM	253	124836	
335 GERMANY W	2	16768	
400 U STATES	158	594308	
	413	735912	
POWER BOILERS			5274
400 U STATES		187038	
		187038	
POWER BOILER PARTS			5275
100 U KINGDOM		720	
400 U STATES		139003	
		139723	
OUTBOARD MOTORS	NO		5280
400 U STATES	725	184321	
	725	184321	
OUTBOARD MOTOR PARTS			5283
400 U STATES		423003	
		423003	
CREAM SEPARATOR PARTS			5290
326 FINLAND		3765	
335 GERMANY W		372	
375 SWEDEN		3960	
400 U STATES		6010	
		14107	
CREAM SEPARATORS	NO		5292
335 GERMANY W	137	15650	
375 SWEDEN	1049	67080	
400 U STATES	394	152376	
	1580	235106	
MILK CLARIFIERS AND PARTS			5293
375 SWEDEN		236	
400 U STATES		11014	
		11250	
MILKING MACHINES AND PARTS			5294
375 SWEDEN		766	
400 U STATES		59240	
		60006	
PASTEURIZERS DAIRY AND PARTS	NO		5295
400 U STATES	5	20139	
	5	20139	
POWER DAIRY MACHINERY			5296
100 U KINGDOM		23286	
375 SWEDEN		23052	
376 SWITZRLND		333	

IMPORTS INTO CANADA FOR CONSUMPTION

Articles and Countries from which Imported	MONTH OF JANUARY 1957		Class Number
	Quantities	Values (\$)	
400 U STATES		101542	
FORKS PRONGED	DOZ	146213	5301
400 U STATES	335	5968	
HARVESTERS AND PARTS	335	5968	5302
400 U STATES	NO	258232	
HAY LOADERS AND PARTS	35	258232	5303
400 U STATES	NO	4145	
HAY TEDDERS AND PARTS	24	4145	5304
400 U STATES	NO	208	
MOWING MACHINES AND PARTS		208	5305
100 U KINGDOM	NO	1135	
400 U STATES	156	68317	
POTATO DIGGERS PLANTERS PARTS	156	69452	5306
400 U STATES	NO	22	
RAKES HORSE OR POWER AND PARTS	22	15704	5307
400 U STATES	NO	22	
RAKES N O P	605	183376	
335 GERMANY W	605	183376	5308
400 U STATES	DOZ	300	
SCYTHES	300	1019	5310
100 U KINGDOM	3171	21626	
400 U STATES	3471	22645	
SICKLES OR REAPING HOOKS	DOZ	50	
400 U STATES	171	766	5311
CULTIVATORS SCUFFLERS AND PTS	221	1806	
400 U STATES	DOZ	221	
DRILLS SEED SEEDERS AND PARTS	32	332	5321
100 U KINGDOM	32	332	
400 U STATES		257587	5322
HARROWS DISC AND PARTS		257587	
400 U STATES		308	5323
HARROWS AND PARTS N O P		58073	
100 U KINGDOM		58381	5324
400 U STATES		18666	
HOES		18666	5325
400 U STATES	DOZ	4769	
PLOUGHS DISC AND PARTS	612	8255	5326
400 U STATES	612	8255	
PLOUGHS AND PARTS M D P		69191	5327
400 U STATES		69191	
ROLLERS FARM OR LAWN AND PARTS		56171	5328
400 U STATES	NO	56171	
FANNING MILL PEAVINERS AND PTS	30	1525	5331
400 U STATES	30	1525	
HARVESTER COMBINES AND PARTS	42	7322	5332
100 U KINGDOM	42	7322	
400 U STATES	NO	4603	5333
THRESHING MACHINE SEPARATORS	69	866104	
400 U STATES	69	870707	5334
THRESHING MACHINE PARTS	NO	4	
400 U STATES	4	1694	5342
ELECT GENERATORS FARM AND PTS		17835	
400 U STATES		17835	5343
FODDER FEED CUTTERS AND PARTS	NO	3806	
400 U STATES	20	3806	5344
FRUIT VEGETABLE GRADING MACH	20	18623	
400 U STATES		18623	5345
GRAIN HAY GRINDERS AND PARTS		46314	
400 U STATES	NO	46314	5346
HAY PRESSES AND PARTS	212	43275	
100 U KINGDOM	NO	31018	5350
400 U STATES	632	957914	
MANURE SPREADERS AND PARTS	632	988932	5352
400 U STATES	NO	425	
POST HOLE DIGGERS AND PARTS	425	138142	
400 U STATES	NO	425	5352
	34	3033	
	34	3033	

IMPORTS INTO CANADA FOR CONSUMPTION

Articles and Countries from which Imported	MONTH OF JANUARY 1957		Class Number
	Quantities	Values (\$)	
SPADES AND SHOVELS N O P	002		5353
100 U KINGOOM	793	9033	
347 JAPAN	550	5485	
400 U STATES	348	7175	
	1691	21693	
SPRAYING AND OUSTING MACHINES			5354
100 U KINGOOM		197	
327 FRANCE		1002	
400 U STATES		108523	
		109722	
STUMPING MACHINES AND PARTS	NO		5355
TRACTION DITCHING MACH AND PTS	NO		5356
400 U STATES	1	33249	
	1	33249	
TRACTORS INTERNAL COMBUSTION	NO		5357
100 U KINGOOM	8	23447	
335 GERMANY W	20	67135	
400 U STATES	2498	8010667	
	2526	8101249	
TRACTOR PARTS AND ACCESSORIES			5358
100 U KINGOOM		42355	
327 FRANCE		632	
335 GERMANY W		7237	
400 U STATES		4115923	
		4166147	
WINOMILLS AND PARTS			5361
PRUNING HOOKS SHEARS DEHORNERS			5362
100 U KINGOOM		676	
335 GERMANY W		528	
344 ITALY		281	
400 U STATES		10212	
		11697	
AGRIC IMPLEMENTS N O P AND PARTS			5363
100 U KINGOOM		1489	
335 GERMANY W		51	
347 JAPAN		1158	
375 SWEODEN		2156	
400 U STATES		675438	
		680292	
KNIVES AND FORKS TABLE			5371
100 U KINGOOM		9434	
305 AUSTRIA		682	
318 DENMARK		131	
327 FRANCE		911	
335 GERMANY W		7268	
344 ITALY		118	
347 JAPAN		46854	
376 SWITZRLND		733	
400 U STATES		8621	
		74752	
POCKET KNIVES			5372
100 U KINGOOM		1603	
327 FRANCE		102	
335 GERMANY W		10160	
347 JAPAN		4820	
376 SWITZRLNO		249	
400 U STATES		8936	
		40298	
RAZORS N O P AND PARTS			5373
100 U KINGOOM		4776	
335 GERMANY W		589	
400 U STATES		27730	
		33095	
SAFETY RAZOR BLAOS	002		5374
100 U KINGOOM	9999	736	
335 GERMANY W	6667	376	
400 U STATES	109124	6274	
	125790	7386	
SCISSORS AND SHEARS N O P			5375
100 U KINGOOM		15303	
216 PAKISTAN		191	
335 GERMANY W		44024	
344 ITALY		508	
347 JAPAN		2309	
400 U STATES		32355	
		94690	
OTHER KNIVES N O P			5376
100 U KINGOOM		9061	
335 GERMANY W		4975	
344 ITALY		114	
347 JAPAN		2830	
375 SWEODEN		169	
376 SWITZRLNO		609	
400 U STATES		8802	
		26560	
SPOONS			5377
100 U KINGOOM		1004	
305 AUSTRIA		623	
318 DENMARK		106	
335 GERMANY W		549	
344 ITALY		212	
347 JAPAN		21199	
400 U STATES		8557	
		32250	

IMPORTS INTO CANADA FOR CONSUMPTION

Articles and Countries from which Imported	MONTH OF JANUARY 1957		Class Number
	Quantities	Values (\$)	
KNIVES BUTCHER AND KITCHEN			5378
100 U KINGDOM		13178	
327 FRANCE		3788	
335 GERMANY W		11062	
347 JAPAN		80	
375 SWEDEN		138	
376 SWITZRLND		933	
400 U STATES		15322	
		44501	
HINGES AND BUTTS	LB		5381
100 U KINGDOM	7793	2157	
306 BELGIUM	557	166	
335 GERMANY W	25075	6804	
347 JAPAN	23975	5829	
375 SWEDEN	3038	757	
400 U STATES	75863	51552	
	136301	67265	
CUT NAILS	CWT		5391
100 U KINGDOM	6	135	
400 U STATES	144	6174	
	150	6309	
RAILWAY SPIKES AND SPIKES NOP	CWT		5392
400 U STATES	91	904	
	91	904	
TACKS ALL KINDS N O P	LB		5393
100 U KINGDOM	127	56	
335 GERMANY W	1080	292	
400 U STATES	1529	949	
	2736	1297	
WIRE NAILS OVER ONE INCH	CWT		5394
100 U KINGDOM	6865	46991	
354 NETHRLNDS	752	4568	
400 U STATES	1401	20356	
	9018	71915	
NAILS AND BRADS N O P	LB		5395
100 U KINGDOM	5355	1263	
335 GERMANY W	4909	1655	
375 SWEDEN	1000	239	
400 U STATES	34411	9096	
	45675	12253	
HAND SEWING NEEDLES			5400
100 U KINGDOM		1384	
347 JAPAN		133	
400 U STATES		565	
		2082	
SPRING BEARD AND LATCH NEEDLES	M		5401
100 U KINGDOM	66	3300	
317 CZECHO S	15	525	
327 FRANCE	11	445	
335 GERMANY W	40	416	
376 SWITZRLND	1	61	
400 U STATES	338	11718	
	471	16465	
NEEDLES N O P			5402
100 U KINGDOM		21404	
306 BELGIUM		2230	
335 GERMANY W		3931	
344 ITALY		807	
347 JAPAN		755	
354 NETHRLNDS		128	
376 SWITZRLND		140	
400 U STATES		13698	
		43093	
PINS N O P	LB		5403
100 U KINGDOM	24058	16324	
335 GERMANY W	2142	1659	
400 U STATES	8154	8243	
	34354	26226	
PINS FOR MARKING SYSTEMS	LB		5404
400 U STATES	4066	4985	
	4066	4985	
NUTS AND BOLTS WASHERS RIVETS	LB		5411
100 U KINGDOM	305452	54917	
327 FRANCE	7654	2175	
335 GERMANY W	15690	5167	
344 ITALY	3490	607	
347 JAPAN	1449	675	
354 NETHRLNDS	43068	64233	
375 SWEDEN	9555	41633	
400 U STATES	1295008	540888	
	1681366	614017	
MACHINE AND OTHER SCREWS N O P			5412
100 U KINGDOM		5107	
335 GERMANY W		681	
344 ITALY		119	
354 NETHRLNDS		671	
375 SWEDEN		97	
400 U STATES		235602	
		242277	
WOOD SCREWS OF IRON OR STEEL			5413
231 HONG KONG		768	
335 GERMANY W		1334	
347 JAPAN		1145	
354 NETHRLNDS		54	
375 SWEDEN		820	
400 U STATES		5340	
		9461	

IMPORTS INTO CANADA FOR CONSUMPTION

Articles and Countries from which Imported	MONTH OF JANUARY 1957		Class Number
	Quantities	Values (\$)	
FISH HOOKS COMMERCIAL			5421
100 U KINGDOM		234	
359 NORWAY		4192	
400 U STATES		3998	
		8424	
HARWARE N O P			5422
100 U KINGDOM		19439	
231 HONG KONG		258	
335 GERMANY W		20000	
400 U STATES		217123	
		256820	
LOCKS OF IRON OR STEEL			5423
100 U KINGDOM		1433	
231 HONG KONG		98	
335 GERMANY W		1955	
344 ITALY		483	
400 U STATES		58043	
		62012	
SKATES ICE	PR		5425
100 U KINGDOM	4	65	
400 U STATES	106	109	
	110	174	
SKATES ROLLER	PR		5426
400 U STATES		2900	
		4470	
		2900	
CARPET SWEEPERS	NO		5441
400 U STATES		368	
		1466	
		368	
CLEANERS ELECTRIC VACUUM	NO		5442
100 U KINGDOM	2293	47717	
335 GERMANY W	100	2674	
354 NETHRLNDS	350	8134	
400 U STATES	5709	234590	
	8452	293115	
CLEANERS HANO VACUUM AND PARTS			5443
100 U KINGDOM		40872	
347 JAPAN		629	
375 SWEODEN		1829	
400 U STATES		124262	
		167592	
CLOTHES WRINGERS DOMESTIC			5444
400 U STATES		20737	
		20737	
SEWING MACHINES DOMESTIC	NO		5445
100 U KINGDOM	3868	82403	
335 GERMANY W	49	3154	
344 ITALY	602	32837	
347 JAPAN	4166	68894	
354 NETHRLNDS	38	3376	
375 SWEDEN	40	2488	
376 SWITZRLND	35	965	
400 U STATES	1494	49243	
	10292	243360	
SEWING MACH ATTACHMNTS DOMESTIC			5446
100 U KINGDOM		5497	
335 GERMANY W		580	
344 ITALY		400	
347 JAPAN		6392	
376 SWITZRLND		4320	
400 U STATES		31988	
		49177	
SEWING MACHINE PARTS DOMESTIC			5447
100 U KINGDOM		28662	
318 DENMARK		155	
327 FRANCE		269	
335 GERMANY W		1100	
344 ITALY		994	
347 JAPAN		10167	
375 SWEODEN		279	
376 SWITZRLND		567	
400 U STATES		44236	
		86429	
CLOTHES DRYERS DOMESTIC ELECTRIC	NO		5448
400 U STATES		949	
		264753	
		949	
WATER PUMPS DOMESTIC	NO		5449
100 U KINGDOM	168	1614	
400 U STATES	84	6507	
	252	8121	
WASHING MACHINES ELECTRIC	NO		5450
100 U KINGDOM	86	5442	
400 U STATES	4937	732950	
	5023	738392	
WASHING MACH POWER NOT ELECT	NO		5451
400 U STATES		11	
		979	
		11	
WASHING MACH HANO OPERATED	NO		5452
WASHING MACHINE PARTS			5453
100 U KINGDOM		1143	
400 U STATES		494038	
		495181	
IRONERS DOMESTIC ELECTRIC	NO		5454
400 U STATES	69	4900	
	69	4900	

IMPORTS INTO CANADA FOR CONSUMPTION

Articles and Countries from which Imported	MONTH OF JANUARY 1957		Class Number
	Quantities	Values (\$)	
ARTICLES FOR SMELTING IRON 400 U STATES		199626	5461
BLOWERS SMELTING APPARATUS 400 U STATES		199626	5462
BUDDLES VANNERS SLIME TABLES 400 U STATES		24130	5463
CAR LOADING MACHINES COAL 400 U STATES		24130	5464
CHOCK RELEASE APPARATUS		509	5465
COAL HEADING MACHINES 400 U STATES		509	5466
MINERS LAMPS AND ACCESSORIES 100 U KINGDOM 375 SWEDEN 400 U STATES		2643	5467
AMALGAM SAFES ORE SAMPLERS 400 U STATES		2643	5468
SUNDRY METALLURGICAL APPARATUS 100 U KINGDOM 327 FRANCE 335 GERMANY W 400 U STATES		7148	5469
DIAMOND DRILLS CORE DRILLS 100 U KINGDOM 400 U STATES		198	5470
MINE LOADING MACH CONVEYORS 100 U KINGDOM 375 SWEDEN 400 U STATES		36970	5471
MACHINERY ALLUVIAL MINING 400 U STATES		44316	5473
MACHINERY ORE HANDLING		67534	5474
MACHINERY ORE CONCENTRATION 400 U STATES		67534	5475
MACHINERY METAL REFINING 400 U STATES		29431	5476
ORE CRUSHERS GRINDING MILLS 100 U KINGDOM 327 FRANCE 400 U STATES		65806	5477
COAL CUTTERS AUGERS DRILLS 400 U STATES		9743	5478
POWER DRIVEN PUMPS FOR MINES		412220	5479
PUMPS PREC METAL EXTRACTION 400 U STATES		517200	5480
ROCK DRILLS AND PARTS 100 U KINGDOM 375 SWEDEN 400 U STATES		54517	5481
WELL DRILLING MACHINERY 100 U KINGDOM 400 U STATES		17296	5482
ADDING MACHINES AND PARTS 100 U KINGDOM 335 GERMANY W 359 NORWAY 375 SWEDEN 400 U STATES		71813	5500
BOOKKEEPING MACHINES AND PARTS 100 U KINGDOM 327 FRANCE 335 GERMANY W 344 ITALY 354 NETHRLNDS 375 SWEDEN 376 SWITZRLND 400 U STATES		66890	5501
CASH REGISTERS 359 NORWAY 375 SWEDEN 400 U STATES		20873	5502
		995636	
		1083399	
		178957	
		178957	
		160433	
		160433	
		11270	
		11270	
		3253	
		16498	
		546881	
		566632	
		11339	
		11339	
		21579	
		21579	
	NO	24176	
	50	39515	
	69	235363	
	119	299054	
		153199	
		5961444	
		6114643	
	NO	34270	
	242	21720	
	180	609	
	13	10677	
	90	147011	
	240	214287	
	765	27589	
		20559	
	1	19230	
	50	98062	
	507	8653	
	50	20970	
	50	5010	
	105	1808634	
	37	2008707	
	997	1708	
	1747	38528	
		12700	
		52936	

IMPORTS INTO CANADA FOR CONSUMPTION

Articles and Countries from which Imported	MONTH OF JANUARY 1957		Class Number
	Quantities	Values (\$)	
CASH REGISTER PARTS 400 U STATES		202813	5503
		202813	
DICTATING MACHINES AND PARTS 100 U KINGDOM 318 DENMARK 335 GERMANY W 376 SWITZRLND 400 U STATES		86124 2292 2650 5193 156946	5504
		253205	
TYPEWRITERS 100 U KINGDOM 335 GERMANY W 344 ITALY 354 NETHRLNDS 375 SWEDEN 376 SWITZRLND 390 GERMANY E 400 U STATES	NO 1934 101 655 3000 20 100 127 1481	161387 6527 92218 93298 742 6879 3874 76197	5505
		7418 441122	
TYPEWRITER PARTS 100 U KINGDOM 327 FRANCE 335 GERMANY W 344 ITALY 375 SWEDEN 376 SWITZRLNO 400 U STATES		14057 2086 3259 5050 2114 1239 785971	5506
		813776	
MACHINERY 412A PAPER WORKING 100 U KINGDOM 234 AUSTRALIA 306 BELGIUM 335 GERMANY W 344 ITALY 376 SWITZRLND 400 U STATES		14527 84 3066 45447 7765 1283 1068044	5511
		1140216	
MACHINERY 412A CELLULOSE 400 U STATES		101	5512
		101	
NEWSPAPER PRESSES AND PARTS 100 U KINGDOM 400 U STATES	NO 1	645 112062	5513
		112707	
FLAT BED CYL PRESSES AND PARTS 400 U STATES	NO 4	22092	5514
		22092	
PRINTING PRESSES N O P AND PTS 100 U KINGDOM 317 CZECHO S 318 DENMARK 327 FRANCE 335 GERMANY W 375 SWEDEN 390 GERMANY E 400 U STATES	NO 119 2 9 1 2 575	50437 119 204 660 71724 5712 4666 550986	5515
		708 684508	
TYPECASTING MACHINES AND PARTS 400 U STATES		229398	5516
		229398	
TYPEMAKING ACCESSORIES AND PTS 100 U KINGDOM 335 GERMANY W 400 U STATES		2017 68 4869	5517
		6954	
SHOVELS POWER NOT MADE CANADA 400 U STATES	NO 50	493443	5518
		493443	
SHOVELS POWER KINO MADE CANADA 400 U STATES	NO 23	418117	5519
		418117	
SHOVELS POWER PARTS OF 100 U KINGDOM 344 ITALY 400 U STATES		5640 62 766591	5520
		772293	
AIR COMPRESSING MACH AND PARTS 100 U KINGDOM 306 BELGIUM 318 DENMARK 327 FRANCE 335 GERMANY W 375 SWEDEN 376 SWITZRLND 400 U STATES		52109 326 104 641 394 24498 3357 1637462	5521
		1718891	
BAKERY MACHINERY AND PARTS 100 U KINGDOM 354 NETHRLNDS 375 SWEDEN 400 U STATES		9267 150 473 317386	5522
		327276	
BOX END MACHINERY AND PARTS			5523

IMPORTS INTO CANADA FOR CONSUMPTION

Articles and Countries from which Imported	MONTH OF JANUARY 1957		Class Number
	Quantities	Values (\$)	
COAL CARBONIZING MACH AND PTS 400 U STATES		1071	5524
SEWING MACHINES INDUSTRIAL	NO	1071	5525
100 U KINGDOM	4	2830	
306 BELGIUM	2	697	
327 FRANCE	1	224	
335 GERMANY W	1	575	
347 JAPAN		6846	
376 SWITZRLNO	10	3548	
400 U STATES	341	158904	
	359	173624	
CLAY PRODUCTS MACH AND PARTS 400 U STATES		27577	5526
COAL COKE AND GAS MACH AND PTS 400 U STATES		27577	5527
WASTE RECOVERY MACH AND PARTS		319343	5528
335 GERMANY W		306	
400 U STATES		130994	
		131300	
COAL HANDLING MACHINES AND PTS 400 U STATES		9858	5529
CONCRETE MIXING MACH AND PARTS	NO	9858	5530
100 U KINGDOM		413	
335 GERMANY W	4	13097	
400 U STATES	20	38155	
	24	51665	
ROCK DRILL BITS	NO		5531
100 U KINGDOM	294	2658	
375 SWEDEN	11446	119138	
400 U STATES	11562	91927	
	23302	213723	
DENTAL ENGINES ELECTRIC	NO		5532
100 U KINGDOM	11	1692	
400 U STATES	14	2208	
	25	3900	
DIES FOR STAMPING METAL PLATES			5533
HAND FIRE EXTINGUISHERS			5534
100 U KINGDOM		4289	
400 U STATES		134817	
		139106	
FERTILIZER MACHINERY AND PARTS			5535
100 U KINGDOM		14792	
318 DENMARK		80	
335 GERMANY W		183	
400 U STATES		9950	
		25005	
FISH PREPARING MACH AND PARTS			5536
335 GERMANY W		35479	
375 SWEDEN		8314	
400 U STATES		517	
		44310	
REFRIGERATING MACH AND PARTS			5537
100 U KINGDOM		2589	
318 DENMARK		844	
400 U STATES		401030	
		404463	
LAWN MOWERS POWER AND PARTS	NO		5538
100 U KINGDOM	80	5677	
400 U STATES	1556	116414	
	1636	122091	
LAWN MOWERS N O P	NO		5539
100 U KINGDOM	2276	16794	
400 U STATES	223	3257	
	2499	20051	
LEATHER MACHINERY AND PARTS			5540
335 GERMANY W		96	
400 U STATES		30775	
		30871	
LOGGING MACHINERY AND PARTS			5541
100 U KINGDOM		43675	
335 GERMANY W		12625	
347 JAPAN		6097	
354 NETHRLNDS		3641	
400 U STATES		1347933	
		1413971	
METAL DRILLING MACH AND PARTS			5542
100 U KINGDOM		66408	
306 BELGIUM		1281	
317 CZECHO S		2929	
335 GERMANY W		1515	
344 ITALY		1192	
354 NETHRLNDS		168	
375 SWEDEN		1763	
400 U STATES		216288	
		221544	
METAL GRINDING MACH AND PARTS			5543
100 U KINGDOM		78675	
318 DENMARK		12715	
335 GERMANY W		34522	
344 ITALY		3643	
354 NETHRLNDS		425	

IMPORTS INTO CANADA FOR CONSUMPTION

Articles and Countries from which Imported	MONTH OF JANUARY 1957		Class Number
	Quantities	Values (\$)	
375 SWEDEN		23198	
376 SWITZRLND		9016	
400 U STATES		554147	
METALWORKING LATHES AND PARTS		716341	5544
100 U KINGDOM		170795	
317 CZECHOS		22125	
335 GERMANY W		42577	
344 ITALY		6420	
376 SWITZRLNO		2325	
400 U STATES		519543	
METAL MILLING MACHINES AND PTS		763785	5545
100 U KINGDOM		28864	
306 BELGIUM		706	
317 CZECHOS		10371	
318 DENMARK		4544	
327 FRANCE		601	
335 GERMANY W		29766	
344 ITALY		31346	
375 SWEDEN		4617	
400 U STATES		270188	
METALWORKING PLANERS AND PARTS		381003	5546
100 U KINGDOM		106	
400 U STATES		2265	
METALWORKING PRESSES AND PARTS		2371	5547
100 U KINGDOM		20499	
335 GERMANY W		22499	
344 ITALY		4790	
376 SWITZRLNO		110	
400 U STATES		670844	
METAL ROLLING MILL MCH AND PTS		718742	5548
100 U KINGDOM		9246	
335 GERMANY W		680094	
400 U STATES		527309	
METAL SHAPERS SLOTTERS AND PTS		1216649	5549
100 U KINGDOM		12755	
335 GERMANY W		12777	
375 SWEDEN		580	
400 U STATES		167518	
METALWORKING MCH N O P AND PTS		193630	5550
100 U KINGDOM		33838	
327 FRANCE		1618	
335 GERMANY W		31459	
375 SWEDEN		4527	
376 SWITZRLND		318	
400 U STATES		1120164	
MOTION PICTURE PROJECTORS		1191924	5551
100 U KINGDOM		3228	
305 AUSTRIA		10591	
335 GERMANY W		269	
347 JAPAN		5991	
354 NETHRLNOS		254	
375 SWEDEN		207	
376 SWITZRLNO		2495	
400 U STATES		248163	
CRANES ETC NOT MADE IN CANADA	NO	271198	5552
100 U KINGDOM	2	7350	
375 SWEDEN	30	23749	
400 U STATES	63	216610	
CRANES ETC KIND MADE IN CANADA	NO	247709	5553
100 U KINGDOM	71	33185	
347 JAPAN	29	629	
375 SWEDEN	1	4824	
400 U STATES	553	869991	
CRANES HOISTS ETC NOP PARTS OF	654	908629	5554
100 U KINGDOM		5644	
335 GERMANY W		148	
359 NORWAY		205	
375 SWEDEN		1403	
400 U STATES		263722	
OZONE GENERATORS AND PARTS		271122	5555
PAPER MILL MACHINES AND PARTS			5556
100 U KINGDOM		109131	
335 GERMANY W		6705	
400 U STATES		1059756	
PULP MILL MACHINES AND PARTS		1175592	5557
100 U KINGDOM		261	
375 SWEDEN		1531	
400 U STATES		372737	
POWER PUMPS N O P AND PARTS	NO	374529	5558
100 U KINGDOM	298	71533	
335 GERMANY W	53	8707	

IMPORTS INTO CANADA FOR CONSUMPTION

Articles and Countries from which Imported	MONTH OF JANUARY 1957		Class Number
	Quantities	Values (\$)	
344 ITALY		1021	
375 SWEDEN	24	18884	
376 SWITZRLND	1	1211	
400 U STATES	3009	916677	
	3385	1018033	
RIFLE MAKING MACHINERY			
400 U STATES		35951	5559
		35951	
ROAD MAKING MACHINERY AND PTS			
100 U KINGDOM		1382	
400 U STATES		623678	
		625060	
TRENCH AND DITCH MACH AND PTS			
400 U STATES		6430	5561
		6430	
ROLLERS STREET ROAD AND PARTS	NO		
335 GERMANY W	1	3280	
400 U STATES	9	24654	
	10	27934	
ROLLS CAST FOR ROLLING STEEL			
100 U KINGDOM		4347	
400 U STATES		238152	5563
		242499	
SAWMILL MACHINERY AND PARTS			
306 BELGIUM		4752	
335 GERMANY W		10600	
400 U STATES		60852	
		76204	
SCRAPERS RAILWAY OR ROAD			
400 U STATES		241077	5565
		241077	
SHOE MACHINERY AND PARTS			
100 U KINGDOM		5162	
335 GERMANY W		2432	
344 ITALY		3504	
400 U STATES		92834	
		103932	
ROLLS CAST FOR ROLLING PAPER			
100 U KINGDOM		42863	5567
400 U STATES		33076	
		75939	
STAVE MAKING MACH AND PARTS			
			5568
STREET CLEANING MACH AND PARTS			
100 U KINGDOM		217	
335 GERMANY W		15756	
400 U STATES		96947	
		112920	
BEEF SUGAR MACHINERY AND PARTS			
400 U STATES		552	5570
		552	
VENEER DRYING MACHINES AND PTS			
400 U STATES		2205	5571
		2205	
WATER METERS N O P AND PARTS	NO		
100 U KINGDOM		424	
400 U STATES	14	10379	
	14	10803	
WATER TURBINES AND PARTS			
100 U KINGDOM		41556	5573
375 SWEDEN		7740	
400 U STATES		3655	
		52951	
WIRE STITCHER STAPLERS AND PTS			
100 U KINGDOM		5534	
335 GERMANY W		601	
375 SWEDEN		587	
400 U STATES		113068	
		119790	
YARN CORD FABRIC MACH AND PTS			
100 U KINGDOM		221300	5575
317 CZECHO S		1158	
335 GERMANY W		4998	
344 ITALY		94	
376 SWITZRLND		9114	
400 U STATES		1891187	
		2127851	
ALL MACHINERY N O P AND PARTS			
100 U KINGDOM		588114	5576
231 HONG KONG		749	
236 NEW ZEAL		150	
305 AUSTRIA		33476	
306 BELGIUM		3125	
317 CZECHO S		307	
318 DENMARK		1020	
327 FRANCE		11075	
335 GERMANY W		217098	
344 ITALY		3484	
347 JAPAN		6301	
354 NETHRLNS		26469	
359 NORWAY		2347	
375 SWEDEN		163042	
376 SWITZRLND		70291	
381 ALASKA		907	
400 U STATES		8480465	
		9608420	

IMPORTS INTO CANADA FOR CONSUMPTION

Articles and Countries from which Imported	MONTH OF JANUARY 1957		Class Number
	Quantities	Values (\$)	
CIGARETTE CIGAR MACH AND PARTS 100 U KINGDOM 375 SWEODEN 400 U STATES		177164 347 32332 209843	5577
VENEER OR PLYWOOD MACH AND PTS 376 SWITZRLND 400 U STATES		2021 22340 24361	5578
PURIFIERS FOR FISH OILS 400 U STATES		68 68	5579
FORGED STEEL ROLLS 100 U KINGDOM 400 U STATES		9838 93364 103202	5580
FIXED METERS GAUGES FOR LIQUID 100 U KINGDOM 335 GERMANY W 400 U STATES		175 202 58483 58860	5581
AIR CONOITIONING APPARATUS NOP 100 U KINGDOM 335 GERMANY W 400 U STATES		11937 1722 854164 867823	5582
DIES IN THE ROUGH 100 U KINGDOM 400 U STATES		56 5583 5639	5583
BOTTLING MACHINES AND PARTS 100 U KINGDOM 335 GERMANY W 400 U STATES		530 8382 427555 436467	5584
BULLDOZERS EARTHMOVERS AND PTS 100 U KINGDOM 234 AUSTRALIA 344 ITALY 381 ALASKA 400 U STATES	NO 5	13007 153 1659 1591 989208 112 1005618	5585
CONVEYING EQUIPMENT AND PARTS 100 U KINGDOM 335 GERMANY W 375 SWEDEN 400 U STATES		67550 631 145 778197 846523	5586
POWER JACKS AND PARTS 100 U KINGDOM 335 GERMANY W 400 U STATES	NO 20 1	1987 154 3803 136420 3824 138561	5587
STONE CRUSHING MACH AND PARTS 400 U STATES		316274 316274	5588
WOODWORKING MACH AND PARTS NOP 100 U KINGDOM 335 GERMANY W 375 SWEDEN 400 U STATES		21716 11095 2483 304164 339458	5589
AIR CONDITIONERS ROOM SIZE 400 U STATES	NO 624	157298 624 157298	5590
SPRINGS FOR SURGICAL TRUSSES	LB		5591
SPRINGS FOR RAILWAY VEHICLES 100 U KINGDOM 400 U STATES		88 14046 14134	5592
SPRINGS FOR OTHER VEHICLES 400 U STATES		2555 2555	5593
SPRINGS FOR FURNITURE 400 U STATES		10792 10792	5594
SPRINGS FOR CLOCKS 400 U STATES		2104 2104	5595
BATHS BATHTUBS IRON OR STEEL 100 U KINGDOM 335 GERMANY W 400 U STATES		507 4359 53122 57988	5600
BASINS CLOSETS SINKS 100 U KINGDOM 335 GERMANY W 375 SWEDEN 400 U STATES		10600 3132 9770 76203 99705	5601
CONTAINERS TINPLATE FOR FOOD 400 U STATES		81584 81584	5602
CONTAINERS TINPLATE M O P 100 U KINGDOM		202	5603

IMPORTS INTO CANADA FOR CONSUMPTION

Articles and Countries from which Imported	MONTH OF JANUARY 1957		Class Number
	Quantities	Values (\$)	
381 ALASKA		84	
400 U STATES		115581	
HOLLOW WARE ENAMELLED IRON		115867	5604
100 U KINGDOM		56	
318 DENMARK		170	
335 GERMANY W		321	
400 U STATES		15228	
HOLLOW WARE IRON N O P		15775	5605
100 U KINGDOM		3510	
327 FRANCE		748	
335 GERMANY W		1524	
347 JAPAN		4072	
375 SWEDEN		478	
400 U STATES		328762	
KITCHEN OAIRY HOLLOW WARE TIN		339094	5606
100 U KINGDOM		218	
335 GERMANY W		812	
400 U STATES		8433	
MFRS OF TIN AND TINPLATE N O P		9463	5607
100 U KINGDOM		5966	
327 FRANCE		111	
335 GERMANY W		725	
347 JAPAN		939	
354 NETHRLNDS		121	
381 ALASKA		104	
400 U STATES		230349	
ANVILS AND VISES		238315	5621
100 U KINGDOM		7803	
335 GERMANY W		302	
347 JAPAN		676	
375 SWEDEN		201	
400 U STATES		19547	
AUGERS BITS AND DRILLS		28529	5622
100 U KINGDOM		63435	
234 AUSTRALIA		12973	
327 FRANCE		754	
335 GERMANY W		9760	
375 SWEDEN		8416	
376 SWITZRLND		120	
400 U STATES		103241	
AXES	DOZ	198699	5623
100 U KINGDOM	39	385	
335 GERMANY W	160	2206	
375 SWEDEN	310	2378	
400 U STATES	62	1519	
FILES N O P AND RASPS	DOZ	571	5624
100 U KINGDOM	3502	10657	
335 GERMANY W	133	565	
347 JAPAN	500	971	
375 SWEDEN	801	2429	
376 SWITZRLND	35	369	
400 U STATES	4216	22254	
HACK SAW BLADES		9187	5625
100 U KINGDOM		6269	
335 GERMANY W		724	
400 U STATES		20693	
SAWS N O P		27686	5626
100 U KINGDOM		9363	
317 CZECHO S		558	
318 DENMARK		271	
335 GERMANY W		2585	
347 JAPAN		2023	
375 SWEDEN		7276	
400 U STATES		23010	
WRENCHES		45086	5627
100 U KINGDOM		8609	
305 AUSTRIA		679	
335 GERMANY W		23917	
347 JAPAN		6664	
375 SWEDEN		1789	
400 U STATES		180462	
ADZES CLEAVERS HATCHETS PLANES		222120	5628
100 U KINGDOM		16605	
305 AUSTRIA		1243	
335 GERMANY W		7907	
347 JAPAN		1060	
375 SWEDEN		2376	
400 U STATES		78757	
ENGINEERS PRECISION TOOLS		107948	5629
100 U KINGDOM		25384	
327 FRANCE		2367	
335 GERMANY W		36391	
344 ITALY		3144	

IMPORTS INTO CANADA FOR CONSUMPTION

Articles and Countries from which Imported	MONTH OF JANUARY 1957		Class Number
	Quantities	Values (\$)	
347 JAPAN		7465	5630
354 NETHRLNDS		1407	
375 SWEDEN		20526	
376 SWITZRLND		11920	
400 U STATES		262443	
TOOLS N O P		378047	
100 U KINGDOM		43626	5631
231 HONG KONG		276	
318 DENMARK		64	
327 FRANCE		3060	
335 GERMANY W		26571	
344 ITALY		756	
347 JAPAN		18741	
375 SWEDEN		2997	
376 SWITZRLND		262	
400 U STATES		525195	
FILES MANICURE		621548	
100 U KINGDOM		2014	5632
335 GERMANY W		933	
400 U STATES		1353	
TOOLS FOR USE IN MACHINES		4300	
100 U KINGDOM		60623	5641
236 NEW ZEAL		100	
318 DENMARK		1258	
327 FRANCE		293	
335 GERMANY W		13640	
344 ITALY		276	
354 NETHRLNDS		146	
375 SWEDEN		1537	
376 SWITZRLND		692	
400 U STATES		668035	
AUTOMOBILES FREIGHT NEW	NO	746600	
100 U KINGDOM	45	55055	5642
335 GERMANY W	185	178456	
400 U STATES	592	2528283	
AUTOS PASS NEW UNDER 1200 DOL	822	2761794	
100 U KINGDOM	565	573513	5643
317 CZECHO S	1	710	
327 FRANCE	2	1834	
335 GERMANY W	1499	1100421	
400 U STATES	1	963	
AUTOS PASS NEW 1200 TO 2100DOL	2068	1677441	
100 U KINGDOM	266	364826	5644
335 GERMANY W	52	66904	
400 U STATES	171	327134	
AUTOS PASS NEW N O P	489	758864	
100 U KINGDOM	6	23816	5645
335 GERMANY W	3	8191	
400 U STATES	2570	7449890	
MOTOR OMNIBUSES NEW	2579	7481897	
335 GERMANY W	NO	44	5646
400 U STATES	43	504762	
PARTS OF MOTOR BUS BODIES 4381	87	554297	
100 U KINGDOM		442	5648
335 GERMANY W		1963	
400 U STATES		525825	
AXLES BRAKES CLUTCHES TRUCK		528230	
100 U KINGDOM		2134	5650
335 GERMANY W		4763	
400 U STATES		2395534	
AUTOMOBILE PARTS N O P		2402431	
100 U KINGDOM		408667	5651
327 FRANCE		2452	
335 GERMANY W		74366	
347 JAPAN		2250	
354 NETHRLNDS		268	
375 SWEDEN		3070	
400 U STATES		26137123	
BICYCLES N O P		26628196	
100 U KINGDOM	NO	7540	5652
335 GERMANY W		385	
344 ITALY		3	
400 U STATES		11	
BICYCLE PARTS	7939	151558	
100 U KINGDOM		17360	5653
317 CZECHO S		3947	
335 GERMANY W		4118	
347 JAPAN		1779	
400 U STATES		1337	
CARS RAILWAY BOX AND FLAT		28541	
400 U STATES	NO	1	5653
	1	8685	
	1	8685	

IMPORTS INTO CANADA FOR CONSUMPTION

Articles and Countries from which Imported	MONTH OF JANUARY 1957		Class Number
	Quantities	Values (\$)	
CARS RAILWAY PASSENGER	NO		5654
CARS RAILWAY TANK	NO		5655
400 U STATES	16	50326	
	16	50326	
CARS RAILWAY N O P	NO		5656
100 U KINGDOM	6	13535	
400 U STATES	1	1960	
	7	15495	
CARS RAILWAY PARTS OF			5657
100 U KINGDOM		28134	
335 GERMANY W		1620	
400 U STATES		739482	
		769236	
MOTOR RAIL CARS AND PARTS	NO		5658
100 U KINGDOM		2939	
381 ALASKA		122	
400 U STATES	3	272715	
	3	275776	
MOTOR CYCLES SIDE CARS AND PTS	NO		5660
100 U KINGDOM	121	75198	
317 CZECHO S	7	1109	
327 FRANCE	5	415	
335 GERMANY W	40	7722	
344 ITALY		1947	
400 U STATES	94	37587	
	267	123978	
MOTOR VEHICLES N O P	NO		5661
100 U KINGDOM	1	967	
335 GERMANY W	1	1714	
400 U STATES	110	153258	
	112	155939	
TRACTION ENGINES NOP AND PARTS	NO		5663
TRICYCLES N O P	NO		5664
400 U STATES	334	1349	
	334	1349	
FRAMES FOR BICYCLES	NO		5670
100 U KINGDOM	267	1882	
	267	1882	
TRUCKS BODIES FOR STREET CARS			5671
FACTORY WAREHOUSE TRUCKS MOTOR	NO		5672
100 U KINGDOM	4	14640	
400 U STATES	65	320707	
	69	335347	
FORK LIFT TRUCKS AND PARTS	NO		5674
100 U KINGDOM	16	44668	
400 U STATES	146	801356	
	162	846024	
ROLLER BEARINGS AND PARTS NOP			5680
100 U KINGDOM		51107	
305 AUSTRIA		1696	
306 BELGIUM		83	
335 GERMANY W		39305	
375 SWEDEN		42355	
400 U STATES		841380	
		975926	
ANCHORS FOR VESSELS	CWT		5681
100 U KINGDOM	224	3946	
400 U STATES	124	5160	
	348	9106	
BALL AND ROLR BRNGS FOR AUTOS			5682
100 U KINGDOM		5113	
335 GERMANY W		7508	
400 U STATES		258846	
		271467	
BALLS ROLLERS FOR BEARINGS			5683
100 U KINGDOM		346	
327 FRANCE		3978	
335 GERMANY W		4348	
400 U STATES		84216	
		92868	
BURNISHING BALLS			5684
400 U STATES		482	
		482	
BALL BEARINGS AND PARTS N O P			5685
100 U KINGDOM		31788	
305 AUSTRIA		21505	
335 GERMANY W		25677	
344 ITALY		86	
354 NETHRLNDS		133	
375 SWEDEN		26987	
400 U STATES		625130	
		731306	
BOTTLES STEEL FOR GAS			5686
220 BERMUDA		1710	
224 JAMAICA		56	
400 U STATES		98613	
		100379	
BAYONETS SWORDS FOILS MASKS			5687
100 U KINGDOM		569	
327 FRANCE		949	
		1518	

IMPORTS INTO CANADA FOR CONSUMPTION

Articles and Countries from which Imported	MONTH OF JANUARY 1957		Class Number
	Quantities	Values (\$)	
MATERIALS FOR CREAM SEPARATORS			5688
GALVANIZED RANGE BOILERS	NO		5689
100 U KINGDOM	240	2435	
400 U STATES	919	18354	
	1159	20789	
DRUMS CYLINDERS BARRELS TANKS			5690
100 U KINGDOM		8460	
335 GERMANY W		55	
400 U STATES		225724	
		234239	
FRAMES FOR PURSES RETICULES			5691
100 U KINGDOM		6566	
305 AUSTRIA		810	
306 BELGIUM		7516	
335 GERMANY W		8139	
344 ITALY		835	
372 SPAIN		882	
400 U STATES		14022	
		38770	
FURNITURE OF METAL			5692
100 U KINGDOM		11015	
231 HONG KONG		91	
318 DENMARK		310	
335 GERMANY W		959	
344 ITALY		483	
354 NETHRLNDS		379	
376 SWITZRLND		181	
400 U STATES		549747	
		563165	
MATERIALS FOR BUOYS			5693
400 U STATES		11268	
		11268	
GOLF SHAFTS OF SEAMLESS STEEL			5694
100 U KINGDOM		17064	
400 U STATES		949	
		18013	
MATERIALS FOR RIFLES			5695
METAL PARTS FOR SHOTGUNS			5696
GUN BARRELS ROUGH BORED			5697
GUNS RIFLES AIR GUNS FIREARMS			5698
100 U KINGDOM		11561	
306 BELGIUM		628	
317 CZECHO S		66	
326 FINLAND		103	
327 FRANCE		1030	
335 GERMANY W		2432	
344 ITALY		1254	
372 SPAIN		252	
400 U STATES		31866	
		49192	
GUNS NOT MADE IN CANADA			5699
100 U KINGDOM		4756	
305 AUSTRIA		1188	
306 BELGIUM		10318	
317 CZECHO S		614	
318 DENMARK		3439	
344 ITALY		870	
372 SPAIN		1464	
400 U STATES		74433	
		97082	
KNIFE FORK SCISSORS BLANKS			5700
100 U KINGDOM		4287	
400 U STATES		11129	
		15416	
METAL PARTS LDSELEAF BINDERS			5701
100 U KINGDOM		10950	
400 U STATES		41528	
		52478	
MAGIC LANTERNS AND SLIDES			5702
100 U KINGDOM		1311	
335 GERMANY W		537	
347 JAPAN		145	
400 U STATES		58352	
		60345	
PRESSED STEEL BELT PULLEYS			5703
100 U KINGDOM		1638	
400 U STATES		8366	
		10004	
RAILWAY TIES FISH PLATES IRON	CWT		5704
100 U KINGDOM	62	377	
354 NETHRLNDS	86	531	
400 U STATES	699	7004	
	847	7912	
RAILWAY INTERSECTION LAYOUTS			5705
400 U STATES		15168	
		15168	
SAFES AND DOORS FOR VAULTS			5706
100 U KINGDOM		13982	
359 NORWAY		597	
372 SPAIN		210	
400 U STATES		90589	
		105378	

IMPORTS INTO CANADA FOR CONSUMPTION

Articles and Countries from which Imported	MONTH OF JANUARY 1957		Class Number
	Quantities	Values (\$)	
STEEL WOOL 400 U STATES		19556	5708
LATH OF IRON OR STEEL		19556	
100 U KINGDOM	CWT 64	811	5709
400 U STATES	400	6073	
	464	6884	
VALVES IRON OR STEEL N O P			5713
100 U KINGDOM		61927	
305 AUSTRIA		2020	
335 GERMANY W		569	
344 ITALY		659	
354 NETHRLNDS		1671	
375 SWEODN		4040	
400 U STATES		1285963	
		1356849	
MANUFACTURES OF IRON STEEL NOP			5714
100 U KINGDOM		351062	
231 HONG KONG		1008	
305 AUSTRIA		496	
318 DENMARK		298	
327 FRANCE		10208	
335 GERMANY W		33696	
344 ITALY		257052	
347 JAPAN		18194	
354 NETHRLNDS		9434	
359 NORWAY		84	
360 ISRAEL		200	
375 SWEDEN		46309	
376 SWITZRLND		21429	
381 ALASKA		52	
400 U STATES		5690986	
		6440508	
COOKING STOVES COAL OR WOOD	NO		5715
100 U KINGDOM	3	366	
400 U STATES	15	161	
	18	527	
COOKING STOVES ELEC OVER 25DOL	NO		5716
400 U STATES	1381	155537	
	1381	155537	
COOKING STOVES GAS OVER 10 DOL	NO		5717
400 U STATES	1039	106330	
	1039	106330	
COOKING STOVES OIL OVER 10 DOL	NO		5718
100 U KINGDOM	3	61	
400 U STATES	8	1473	
	11	1534	
FURNACES DOMESTIC HOT WATER			5719
100 U KINGDOM		1224	
400 U STATES		40936	
		42160	
FURNACES DOMESTIC WARM AIR	NO		5720
400 U STATES	1432	193314	
	1432	193314	
OIL BURNERS	NO		5721
400 U STATES	176	19133	
	176	19133	
RADIATORS CAST IRON	SQ FT		5722
ELECTRIC COOKING APPARATUS NOP			5723
100 U KINGDOM		9925	
335 GERMANY W		718	
400 U STATES		155400	
		166043	
HEATING COOKING APPARATUS NOP			5724
100 U KINGDOM		1550	
354 NETHRLNDS		140	
400 U STATES		353272	
		354962	
PARTS HEATING AND COOKING APP			5725
100 U KINGDOM		3491	
400 U STATES		970642	
		974133	
OVENS COMMERCIAL BAKERY			5726
100 U KINGDOM		205	
400 U STATES		17840	
		18045	
GAS STOVE THERMOSTATS LIGHTERS			5727
400 U STATES		5428	
		5428	
HEATERS OIL 20 DOLLARS OR OVER	NO		5728
400 U STATES	551	24815	
	551	24815	
METAL STAMPINGS FOR BATHTUBS	CWT		5729
400 U STATES	2438	44612	
	2438	44612	
INDUSTRIAL FURNACES AND PARTS			5730
100 U KINGDOM		2647	
400 U STATES		215383	
		218030	
RANGE OIL BURNERS	NO		5731
WATER HEATER PARTS			5733
400 U STATES		12486	
		12486	

IMPORTS INTO CANADA FOR CONSUMPTION

Articles and Countries from which Imported	MONTH OF JANUARY 1957		Class Number
	Quantities	Values (\$)	
WATER HEATERS GAS			
100 U KINGDOM	NO 60	2930	5734
400 U STATES	1033	53366	
	1093	56296	
WATER HEATERS ELECTRIC			
100 U KINGDOM	NO 3	360	5735
335 GERMANY W	60	97	
400 U STATES	918	50115	
	981	50572	
WATER HEATERS N O P			
400 U STATES	NO 132	9228	5736
	132	9228	
HOUSEHOLD SCALES			
ANO PTS	NO		5737
317 CZECHO S	25	93	
335 GERMANY W	15	283	
400 U STATES	12839	44640	
	12879	45016	
SCALES BALANCES PARTS N O P			
100 U KINGDOM		6380	5738
335 GERMANY W		5135	
354 NETHRLNDS		50	
375 SWEDEN		119	
376 SWITZRLND		866	
400 U STATES		231744	
		244294	

No.	Name	Grade	Score
1	John Doe	10	85
2	Jane Smith	10	78
3	Robert Brown	10	92
4	Mary White	10	88
5	William Black	10	75
6	Elizabeth Green	10	80
7	Thomas Gray	10	82
8	Sarah Hall	10	79
9	James King	10	87
10	Anna Lee	10	83
11	Charles Miller	10	76
12	Elizabeth Moore	10	81
13	George Taylor	10	84
14	Frances Young	10	77
15	Henry Adams	10	86
16	Isabella Baker	10	80
17	Joseph Clark	10	78
18	Katherine Evans	10	82
19	Lawrence Foster	10	79
20	Margaret Gibson	10	85
21	Nathan Hill	10	81
22	Olivia Jackson	10	77
23	Philip Kelly	10	83
24	Rebecca Lewis	10	79
25	Samuel Martin	10	86
26	Tina Nelson	10	80
27	Victor Ortiz	10	78
28	Wendy Parker	10	84
29	Xavier Quinn	10	76
30	Yvonne Roberts	10	82
31	Zachary Scott	10	79
32	Alice Walker	10	85
33	Benjamin Young	10	81
34	Charlotte Zeller	10	77
35	David Adams	10	83
36	Evelyn Baker	10	79
37	Frank Clark	10	86
38	Grace Evans	10	80
39	Harold Foster	10	78
40	Irene Gibson	10	84
41	Jack Hill	10	76
42	Karen Jackson	10	82
43	Larry Kelly	10	79
44	Mary Lee	10	85
45	Nathan Miller	10	81
46	Olivia Moore	10	77
47	Philip Taylor	10	83
48	Rebecca White	10	79
49	Samuel Black	10	86
50	Tina Green	10	80
51	Victor Gray	10	78
52	Wendy Hall	10	84
53	Xavier King	10	76
54	Yvonne Lee	10	82
55	Zachary Miller	10	79
56	Alice Moore	10	85
57	Benjamin Taylor	10	81
58	Charlotte White	10	77
59	David Black	10	83
60	Evelyn Green	10	79
61	Frank Gray	10	86
62	Grace Hall	10	80
63	Harold King	10	78
64	Irene Lee	10	84
65	Jack Miller	10	76
66	Karen Moore	10	82
67	Larry Taylor	10	79
68	Mary White	10	85
69	Nathan Black	10	81
70	Olivia Green	10	77
71	Philip Gray	10	83
72	Rebecca Hall	10	79
73	Samuel King	10	86
74	Tina Lee	10	80
75	Victor Miller	10	78
76	Wendy Moore	10	84
77	Xavier Taylor	10	76
78	Yvonne White	10	82
79	Zachary Black	10	79
80	Alice Green	10	85
81	Benjamin Gray	10	81
82	Charlotte Hall	10	77
83	David King	10	83
84	Evelyn Lee	10	79
85	Frank Miller	10	86
86	Grace Moore	10	80
87	Harold Taylor	10	78
88	Irene White	10	84
89	Jack Black	10	76
90	Karen Green	10	82
91	Larry Gray	10	79
92	Mary Hall	10	85
93	Nathan King	10	81
94	Olivia Lee	10	77
95	Philip Miller	10	83
96	Rebecca Moore	10	79
97	Samuel Taylor	10	86
98	Tina White	10	80
99	Victor Black	10	78
100	Wendy Green	10	84

IMPORTS INTO CANADA FOR CONSUMPTION

Articles and Countries from which Imported	MONTH OF JANUARY 1957		Class Number
	Quantities	Values (\$)	
<u>GROUP 6</u>			
<u>NONFERROUS METALS AND PRODUCTS</u>			
ALUMINA AND BAUXITE M O P	CWT		6001
100 U KINGDOM	34	477	
221 B GUIANA	235786	266314	
356 SURINAM	233299	188825	
400 U STATES	41647	162384	
	510766	618000	
BAUXITE ALUMINA FOR REFINING	CWT		6002
221 B GUIANA	402528	109058	
224 JAMAICA	272496	939159	
347 JAPAN	133180	389998	
	808204	1438215	
CRYOLITE OR KRYOLITE	CWT		6003
400 U STATES	50	677	
	50	677	
ALUMINUM PIGS INGOTS BLOCKS	CWT		6004
400 U STATES	272	6031	
	272	6031	
ALUMINUM SCRAP	CWT		6005
400 U STATES	745	6050	
	745	6050	
ALUMINUM ANGLES CHANNELS BEAMS	CWT		6006
100 U KINGDOM	208	10074	
400 U STATES	832	58616	
	1040	68690	
ALUMINUM BAR ROD AND WIRE RODS	CWT		6007
100 U KINGDOM	512	19791	
400 U STATES	159	11298	
	671	31089	
ALUMINUM LEAF OR FOIL			6009
100 U KINGDOM		57383	
305 AUSTRIA		766	
400 U STATES		21401	
		79550	
ALUMINUM PIPES AND TUBES	CWT		6010
100 U KINGDOM	495	25528	
400 U STATES	51	3940	
	546	29468	
ALUMINUM PLATES SHEETS STRIPS	CWT		6011
100 U KINGDOM	237	13728	
335 GERMANY W	8	460	
400 U STATES	2060	125496	
	2305	139684	
ALUMINUM POWDER AND PASTE	LB		6012
100 U KINGDOM	14832	4598	
400 U STATES	7967	4722	
	22799	9320	
ALUMINUM WIRE AND CABLE	CWT		6013
400 U STATES	559	30986	
	559	30986	
ALUMINUM HOUSEHOLD HOLLOW WARE			6014
100 U KINGDOM		3069	
335 GERMANY W		82	
344 ITALY		3858	
347 JAPAN		429	
400 U STATES		73075	
		80513	
ALUMINUM MANUFACTURES M O P			6015
100 U KINGDOM		22346	
231 HONG KONG		76	
306 BELGIUM W		222	
335 GERMANY W		2135	
344 ITALY		1120	
347 JAPAN		6205	
354 NETHRLNDS		4109	
375 SWEDEN		1372	
376 SWITZRLND		2873	
381 ALASKA		844	
400 U STATES		762911	
		804213	
BRASS IN BLOCKS INGOTS OR PIGS	CWT		6021
BRASS SCRAP	CWT		6022
400 U STATES	68	2288	
	68	2288	
BRASS IN BARS AND RODS	CWT		6023
100 U KINGDOM	50	1678	
335 GERMANY W	31	1090	
400 U STATES	146	8098	
	227	10866	
BRASS IN STRIPS SHEETS PLATES	CWT		6024
100 U KINGDOM	1702	63583	
400 U STATES	725	53209	
	2427	116792	
BRASS TUBING	CWT		6025
100 U KINGDOM	16	953	
400 U STATES	1753	156518	
	1769	157471	
METAL CAPS FOR ELEC BATTERIES			6026
400 U STATES		1349	
		1349	

IMPORTS INTO CANADA FOR CONSUMPTION

Articles and Countries from which Imported	MONTH OF JANUARY 1957		Class Number
	Quantities	Values (\$)	
BRASS OR BRONZE COIN LOCKS			6029
BRASS HAND PUMPS N O P 100 U KINGDOM		282	6030
BRASS VALVES PLATED OR NOT 100 U KINGDOM		3706	6031
318 DENMARK		1318	
335 GERMANY W		764	
344 ITALY		2859	
347 JAPAN		11869	
375 SWEDEN		4934	
400 U STATES		288889	
		314341	
BRASS METERS AND PARTS 100 U KINGDOM		4472	6032
400 U STATES		47155	
		51627	
BRASS WIRE N O P 100 U KINGDOM	LB 2242	965	6033
400 U STATES	2497	2061	
	4739	3026	
BRASS WIRE CLOTH OR WOVEN WIRE 100 U KINGDOM		2614	6034
335 GERMANY W		9413	
400 U STATES		1618	
		13645	
BRASS MANUFACTURES N O P 100 U KINGDOM		60232	6035
231 HONG KONG		228	
306 BELGIUM		1144	
327 FRANCE		827	
335 GERMANY W		2787	
344 ITALY		706	
347 JAPAN		8395	
354 NETHRLNDS		1531	
360 ISRAEL		364	
375 SWEDEN		992	
376 SWITZRLND		462	
392 SYRIA		221	
400 U STATES		894669	
		972558	
BRASS WIRE FOR FOURDRINIER			6036
PLUMBERS BRASS GOODS 100 U KINGDOM		16512	6037
335 GERMANY W		479	
347 JAPAN		1435	
400 U STATES		225083	
		244509	
COPPER IN BLOCKS PIGS INGOTS	CWT		6042
COPPER SCRAP 400 U STATES	CWT		6043
	12434	356257	
	12434	356257	
COPPER BARS FOR ELECTRIC WIRES 400 U STATES	CWT		6044
	4075	141562	
	4075	141562	
COPPER IN BARS OR RODS N O P 400 U STATES	CWT		6046
	400	12622	
	400	12622	
COPPER IN STRIPS SHEETS PLATES 100 U KINGDOM	CWT		6047
400 U STATES	1108	45029	
	105	8993	
	1213	54022	
COPPER TUBING 100 U KINGDOM	CWT		6048
400 U STATES	107	6074	
	315	21628	
	422	27702	
COPPER ROLLERS FOR WALL PAPER 100 U KINGDOM		15753	6049
400 U STATES		2825	
		18578	
COPPER WIRE N O P 354 NETHRLNDS	LB		6050
400 U STATES	170	128	
	4654	3709	
	4824	3837	
COPPER WIRE CLOTH WOVEN WIRE			6051
COPPER MANUFACTURES OF N O P 100 U KINGDOM		2663	6052
305 AUSTRIA		102	
306 BELGIUM		314	
335 GERMANY W		514	
344 ITALY		440	
354 NETHRLNDS		184	
375 SWEDEN		310	
392 SYRIA		300	
400 U STATES		89647	
		94474	
LEAD IN PIGS AND BLOCKS 400 U STATES	LB		6061
	1101461	168198	
	1101461	168198	
LEAD OLD AND SCRAP	LB		6062

IMPORTS INTO CANADA FOR CONSUMPTION

Articles and Countries from which Imported	MONTH OF JANUARY 1957		Class Number
	Quantities	Values (\$)	
LEAD IN BARS AND SHEETS 400 U STATES	LB 440	119	6063
LEAD PIPE	LB 440	119	6064
LEAD CAPSULES FOP BOTTLES 100 U KINGDOM		2237	6065
LEAD SHOT AND BULLETS	LB	2237	6066
LEAD MANUFACTURES N O P 100 U KINGDOM 400 U STATES		3986 13777 17763	6068
RODS 9D PC NICKEL FOR WIRE 400 U STATES	LB 10352	12487	6070
NICKEL NICKEL SILVER IN INGOTS	LB 10352	12487	6071
NICKEL BARS RODS STRIPS SHEETS 100 U KINGDOM 359 NORWAY 400 U STATES	LB 1760 30000 338016 369776	5234 18605 337655 361494	6072
NICKEL SILVER BARS RODS STRIPS 400 U STATES	LB 215	229	6073
NICKEL CHROMIUM IN BARS RODS 400 U STATES	LB 215 1755	229 1913	6074
NICKEL MANUFACTURES NOT PLATED 100 U KINGDOM 400 U STATES		1735 68402 70137	6075
NICKEL AND PLATED HOLLOW WARE 400 U STATES		249	6076
NICKEL PLATED WARE N O P 100 U KINGDOM 327 FRANCE 335 GERMANY W 344 ITALY 347 JAPAN 354 NETHRLNDS 376 SWITZRLND 400 U STATES		249 24060 216 12241 1454 2424 296 221 90074 130986	6077
ELECTRO PLATED WARE GILT WARE 100 U KINGDOM 207 UN SO AFR 215 INDIA 231 HONG KONG 305 AUSTRIA 306 BELGIUM 317 CZECHO S 327 FRANCE 335 GERMANY W 344 ITALY 347 JAPAN 354 NETHRLNDS 372 SPAIN 375 SWEDEN 376 SWITZRLND 400 U STATES		41734 458 718 2367 1305 119 1030 1106 21891 1265 35946 949 530 1858 580 749050 860906	6082
GOLD SILVER SWEEPS GOLD FRINGE 327 FRANCE 400 U STATES		1216 5193 6409	6084
GOLD SILVER DUTCH METAL LEAF 100 U KINGDOM 335 GERMANY W 400 U STATES		2842 168 4622 7632	6085
GOLD MANUFACTURES N O P 100 U KINGDOM 400 U STATES		260 2033 2293	6086
PLATINUM PALLADIUM IRIDIUM 100 U KINGDOM 400 U STATES		3010223 13779 3024002	6087
PLATINUM CRUCIBLES 400 U STATES		154455 154455	6088
PLAT RETORT FOR SULPHURIC ACID			6089
BLACK OXIDE COPPER FOR COLOURS	LB		6090
SILVER UNMANUFACTURED	OZ		6091
COIN FOREIGN EXCEPT GOLD			6092
TOILET ARTICLES OF STERLING 100 U KINGDOM 400 U STATES		230 161 391	6093

IMPORTS INTO CANADA FOR CONSUMPTION

Articles and Countries from which Imported	MONTH OF JANUARY 1957		Class Number
	Quantities	Values (\$)	
SILVER MANUFACTURES N O P			6094
100 U KINGDOM		19273	
318 DENMARK		675	
327 FRANCE		104	
335 GERMANY W		1249	
344 ITALY		64	
352 MEXICO		150	
375 SWEDEN		339	
376 SWITZRLND		65	
400 U STATES		14518	
		36437	
TIN BLOCKS PIGS OR BARS			6101
100 U KINGDOM	CWT	447	45086
218 MALAYA		1232	116692
306 BELGIUM		224	22331
400 U STATES		1798	174135
		3701	358244
TINFOIL	LB		6102
400 U STATES		364	452
		364	452
COLLAPSIBLE TUBES OF METAL			6103
400 U STATES			2520
			2520
ZINC BLOCKS PIGS BARS PLATES	CWT		6112
400 U STATES		42	1540
		42	1540
ZINC STRIP AND SHEETS	CWT		6113
306 BELGIUM		301	5467
335 GERMANY W		1463	24079
400 U STATES		1687	49351
		3451	78897
ZINC DUST	CWT		6115
100 U KINGDOM		1120	16619
400 U STATES		100	1882
		1220	18501
ZINC MANUFACTURES N O P			6116
100 U KINGDOM			956
318 DENMARK			122
335 GERMANY W			1222
400 U STATES			202285
			204585
ZINC SLUGS FOR DRY BATTERIES			6117
400 U STATES			7910
			7910
ALLOYS OF COPPER			6119
100 U KINGDOM			3965
400 U STATES			35088
			39053
ALLOYS OF MAGNESIUM			6120
400 U STATES			39686
			39686
BABBITT METAL IN BLOCKS BARS	CWT		6121
100 U KINGDOM		23	871
400 U STATES		45	3903
		68	4774
BRITANNIA METAL AND MFRS			6123
100 U KINGDOM			442
400 U STATES			857
			1299
CHROMIUM TUNGSTEN FOR ALLOYS	LB		6124
100 U KINGDOM		4200	4708
305 AUSTRIA		20	309
400 U STATES		1514	10441
		5734	15458
ALLOY SLUGS CAST WITH DIAMONDS			6125
400 U STATES			2499
			2499
PHOSPHOR TIN PHOSPHOR BRONZE	LB		6126
100 U KINGDOM		30275	18887
335 GERMANY W		33600	25222
400 U STATES		16465	13942
		80340	58051
WATCHES OVER ONE JEWEL			6127
100 U KINGDOM			127
231 HONG KONG			251
327 FRANCE			1193
335 GERMANY W			6635
376 SWITZRLND			43665
400 U STATES			3269
			55140
WATCHES ONE OR NO JEWEL			6128
305 AUSTRIA			1449
335 GERMANY W			738
376 SWITZRLND			41324
400 U STATES			192
			43703
WATCH ACTIONS OVER ONE JEWEL			6129
327 FRANCE			7232
335 GERMANY W			24660
376 SWITZRLND			315669
400 U STATES			4100
			351661
WATCH ACTIONS ONE OR NO JEWEL			6130
100 U KINGDOM			36451
376 SWITZRLND			4882
			41333

IMPORTS INTO CANADA FOR CONSUMPTION

Articles and Countries from which Imported	MONTH OF JANUARY 1957		Class Number
	Quantities	Values (\$)	
CLOCKS N O P	NO		6131
100 U KINGDOM	440	2341	
335 GERMANY W	1787	12403	
375 SWEDEN	11	172	
376 SWITZRLND	75	1330	
400 U STATES	14789	69542	
	17102	85788	
CLOCK MOVEMENTS AND CASES			6132
100 U KINGDOM		3130	
335 GERMANY W		1119	
376 SWITZRLND		2604	
400 U STATES		9784	
		16637	
PARTS OF CLOCK MOVEMENTS			6133
100 U KINGDOM		7454	
335 GERMANY W		427	
359 NORWAY		2146	
376 SWITZRLND		70	
400 U STATES		41876	
		51973	
TIME RECORDERS			6134
100 U KINGDOM		2640	
225 TRINIDAD		6980	
335 GERMANY W		763	
376 SWITZRLND		276	
400 U STATES		19318	
		29977	
ALARM CLOCKS	NO		6135
100 U KINGDOM	5564	6805	
335 GERMANY W	16298	28575	
376 SWITZRLND	54	354	
400 U STATES	166	522	
	22082	36256	
WATCH CASES AND PARTS			6136
100 U KINGDOM		2615	
231 HONG KONG		719	
327 FRANCE		1647	
335 GERMANY W		10212	
347 JAPAN		86	
376 SWITZRLND		34651	
400 U STATES		88182	
		138112	
PARTS OF WATCH MOVEMENTS			6138
100 U KINGDOM		3022	
327 FRANCE		1950	
335 GERMANY W		1825	
347 JAPAN		177	
376 SWITZRLND		20764	
400 U STATES		16464	
		44202	
BATTERIES FLASHLIGHT AND PARTS			6139
231 HONG KONG		2387	
347 JAPAN		251	
400 U STATES		3239	
		5877	
BATTERIES HEARING AID AND PTS			6140
400 U STATES		27971	
		27971	
BATTERIES ELECTRIC PRIMARY NOP			6141
100 U KINGDOM		111	
335 GERMANY W		322	
347 JAPAN		997	
400 U STATES		42048	
		43478	
BATTERIES STORAGE N O P PARTS			6142
100 U KINGDOM		40332	
327 FRANCE		6447	
400 U STATES		231627	
		278406	
APPARATUS ELECTRIC HEATING NOP			6143
100 U KINGDOM		7018	
318 DENMARK		65	
335 GERMANY W		1746	
354 NETHRLNDS		111	
400 U STATES		153846	
		162786	
DYNAMOS GENERATORS AND PTS NOP			6144
100 U KINGDOM		53436	
335 GERMANY W		2786	
375 SWEDEN		191	
400 U STATES		1117236	
		1173649	
FUSES FUSE PLUGS CUTOUTS PARTS			6145
100 U KINGDOM		11111	
376 SWITZRLND		390	
400 U STATES		145424	
		156925	
FLUORESCENT TUBES ARC LAMPS	NO		6146
400 U STATES	30689	23920	
	30689	23920	
LAMPS ELECTRIC CARBON FILAMENT	NO		6147
LAMPS ELECTRIC METAL FILAMENT	NO		6148
100 U KINGDOM	5241	648	
306 BELGIUM	13509	1718	
335 GERMANY W	319	484	

IMPORTS INTO CANADA FOR CONSUMPTION

Articles and Countries from which Imported	MONTH OF JANUARY 1957		Class Number
	Quantities	Values (\$)	
347 JAPAN	3900	63	
354 NETHRLNDS	37321	6601	
375 SWEDEN	100	278	
400 U STATES	2107442	401244	
LIGHTS HEAD SIDE TAIL TORCHES	2167832	411036	
100 U KINGDOM		9922	6149
231 HONG KONG		25199	
335 GERMANY W		1146	
347 JAPAN		10912	
400 U STATES		142468	
ELECTRIC LIGHT FIXTURES N O P		189647	
100 U KINGDOM		11604	6150
231 HONG KONG		1066	
305 AUSTRIA		670	
317 CZECHO S		506	
318 DENMARK		2530	
327 FRANCE		3067	
335 GERMANY W		6083	
344 ITALY		2871	
347 JAPAN		2836	
354 NETHRLNDS		1490	
375 SWEDEN		1862	
389 IRELAND		340	
400 U STATES		535368	
LIGHTNING ARRESTERS REACTORS		570293	
100 U KINGDOM		5364	6151
375 SWEDEN		3351	
400 U STATES		108866	
MAGNETOS FOR GAS ENGINES		117581	
400 U STATES		55356	6152
METERS ELECTRIC AND PARTS N O P		55356	
100 U KINGDOM		22303	6153
335 GERMANY W		809	
347 JAPAN		995	
375 SWEDEN		68	
376 SWITZRLND		6225	
400 U STATES		305738	
MOTORS ELECTRIC UNDER 10 DOL	NO	336138	
100 U KINGDOM	800	7237	6154
400 U STATES	6936	31410	
MOTORS ELECTRIC N O P AND PARTS	7736	38647	
100 U KINGDOM		235221	6155
306 BELGIUM		5257	
327 FRANCE		1204	
335 GERMANY W		1769	
344 ITALY		5344	
354 NETHRLNDS		301	
359 NORWAY		139	
375 SWEDEN		2101	
376 SWITZRLND		297	
381 ALASKA		114	
400 U STATES		2024885	
RHEOSTATS CONTROLLERS STARTERS		2276632	
100 U KINGDOM		75447	6156
231 HONG KONG		757	
335 GERMANY W		1127	
375 SWEDEN		120	
376 SWITZRLND		3779	
400 U STATES		1007996	
SAD IRONS ELECTRIC AND PARTS		1089226	
100 U KINGDOM		3839	6157
400 U STATES		29198	
SELFCONTAINED LIGHTING OUTFITS		33037	
400 U STATES		411	6158
SOCKETS OUTLETS RECEPTACLES		411	
100 U KINGDOM		745	6159
400 U STATES		188117	
SPARK PLUGS MAGNETOS IGNITION		188662	
100 U KINGDOM		1990	6160
400 U STATES		33473	
SWITCHES SWITCHBOARDS AND PTS		35463	
100 U KINGDOM		213902	6161
305 AUSTRIA		280	
327 FRANCE		1959	
335 GERMANY W		11321	
347 JAPAN		148	
375 SWEDEN		43436	
376 SWITZRLND		38684	
400 U STATES		1121515	
SWITCHGEAR FOR MINES		1431245	
100 U KINGDOM		1415	6162
400 U STATES		5203	
		6618	

IMPORTS INTO CANADA FOR CONSUMPTION

Articles and Countries from which Imported	MONTH OF JANUARY 1957		Class Number	
	Quantities	Values (\$)		
TELEGRAPH APPARATUS AND PARTS			6163	
100 U KINGDOM		99982		
335 GERMANY W		137207		
400 U STATES		889095		
		1126284		
TELEPHONE APPARATUS AND PARTS			6164	
100 U KINGDOM		109391		
306 BELGIUM		4101		
335 GERMANY W		3273		
375 SWEDEN		632		
400 U STATES		1543224		
		1660621		
TRANSFORMERS AND PARTS N O P			6165	
100 U KINGDOM		94271		
335 GERMANY W		253		
347 JAPAN		339		
354 NETHRLNDS		725		
375 SWEDEN		9254		
376 SWITZRLND		33650		
400 U STATES		545326		
		683818		
RADIO TUBES	NO		6166	
100 U KINGDOM	1625	11049		
354 NETHRLNDS	34272	17647		
375 SWEDEN	163	669		
400 U STATES	539546	580508		
		609873		
RADIO APPARATUS N O P			6167	
100 U KINGDOM		342726		
305 AUSTRIA		1200		
318 DENMARK		1189		
327 FRANCE		6856		
335 GERMANY W		9400		
344 ITALY		2460		
347 JAPAN		5308		
354 NETHRLNDS		19468		
375 SWEDEN		1276		
400 U STATES		2645010		
		3034893		
ELECTRIC DRY SHAVING MACHINES				6168
100 U KINGDOM		536		
305 AUSTRIA		5785		
306 BELGIUM		1680		
354 NETHRLNDS		1050		
376 SWITZRLND		2996		
400 U STATES		142712		
		161759		
ELECT STEAM GENERATORS AND PTS	NO		6169	
100 U KINGDOM	1	950491		
376 SWITZRLND		260		
400 U STATES	1	94444		
	2	1045195		
ELECTRIC APPARATUS N O P			6170	
100 U KINGDOM		195462		
305 AUSTRIA		2279		
318 DENMARK		288		
327 FRANCE		1099		
335 GERMANY W		6353		
344 ITALY		1965		
347 JAPAN		3819		
354 NETHRLNDS		5952		
375 SWEDEN		6683		
376 SWITZRLND		13561		
400 U STATES		2447630		
		2685091		
ELECTRIC PRECISION INSTRUMENTS			6171	
100 U KINGDOM		64501		
305 AUSTRIA		184		
318 DENMARK		3603		
327 FRANCE		332		
335 GERMANY W		15223		
376 SWITZRLND		4337		
400 U STATES		1162535		
		1250715		
ELECTRIC OR GAS WELDING APP			6172	
100 U KINGDOM		8503		
327 FRANCE		1484		
335 GERMANY W		1231		
375 SWEDEN		308		
376 SWITZRLND		822		
400 U STATES		580289		
		592637		
RADIO RECEIVING SETS	NO		6173	
100 U KINGDOM	197	21084		
231 HONG KONG	1	75		
335 GERMANY W	300	24057		
347 JAPAN	1016	14506		
400 U STATES	5708	146973		
	7222	206695		
TELEVISION RECEIVING SETS	NO		6174	
400 U STATES	170	14336		
	170	14336		
RADIO SET PARTS TARIFF 4450			6175	
100 U KINGDOM		133112		
327 FRANCE		122		
335 GERMANY W		1717		

IMPORTS INTO CANADA FOR CONSUMPTION

96

Articles and Countries from which imported	MONTH OF JANUARY 1957		Class Number
	Quantities	Values (\$)	
354 NETHRLNDS		8 318	
376 SWITZRLND		1016	
400 U STATES		29 3958	
RADIO TUBE PARTS TARIFF 445P		4 38243	6176
100 U KINGDOM		1163	
354 NETHRLNDS		1001	
400 U STATES		58 4121	
SOUND EQUIPMENT N O P		58 6285	6177
100 U KINGDOM		9 619	
234 AUSTRALIA		142	
306 BELGIUM		2 602	
335 GERMANY W		341	
347 JAPAN		14 45	
354 NETHRLNDS		88	
376 SWITZRLND		1 970	
400 U STATES		20 2051	
TAPE RECORDERS AND PARTS		21 6258	6178
100 U KINGDOM	N O	6	
335 GERMANY W		25	
347 JAPAN		1	
354 NETHRLNDS		250	
376 SWITZRLND		5	
400 U STATES		417	
LIGHTING FIXTURES GAS COAL OIL		704	6181
100 U KINGDOM		181	
231 HONG KONG		1 174	
305 AUSTRIA		189	
327 FRANCE		158	
335 GERMANY W		460	
347 JAPAN		15 33	
354 NETHRLNDS		20 29	
372 SPAIN		567	
400 U STATES		15 399	
GAS MANTLES GAS BURNERS		21 690	6182
400 U STATES		9 251	
GAS METERS AND PARTS		9 251	6183
100 U KINGDOM		28 700	
400 U STATES		155 693	
PLATES CYLINDERS ENGRAVERS		184 393	6191
100 U KINGDOM		716	
335 GERMANY W		131	
354 NETHRLNDS		28 35	
400 U STATES		85 188	
PLATES PRINTING 2 COLOURS		88 870	6192
100 U KINGDOM		473	
376 SWITZRLND		150	
400 U STATES		26 882	
PLATES FOR PRINTING MUSIC		27 505	6193
400 U STATES		7 944	
STEREOTYPES ELECTROTYPES N O P		7 944	6194
400 U STATES	SQ IN	2 7878	
MATRICES FOR STEREOTYPES 475A		5 275	6195
400 U STATES	SQ IN	2 7878	
STEREOTYPES FOR BOOKS		36 5764	6196
400 U STATES	SQ IN	36 5764	
STEREOTYPES FOR ADVERTISEMENTS		43 6251	6197
100 U KINGDOM		250 39	
354 NETHRLNDS		43 6251	
400 U STATES		250 39	
TYPE METAL IN BLOCKS PLATES		29 3844	6198
TYPE PRINTING CHASES QUOINS	LB	108 17	6199
100 U KINGDOM		1 604	
335 GERMANY W		1 205	
336 GREECE		337	
400 U STATES		17 776	
PRINTG PLATES FOR PUBLICATIONS		20 922	6200
400 U STATES		40 915	
MOULDING MATERIAL ELECTROTYPE		40 915	6201
400 U STATES		2 570	
TUNGSTEN BEARING ORES	CWT	2 570	6208
CHROME ORE	CWT		6210
400 U STATES		31 05	
ANTIMONY OR REGULUS OF		9 397	6211
BISMUTH METALLIC NATURAL	LB	31 05	6212

IMPORTS INTO CANADA FOR CONSUMPTION

Articles and Countries from which Imported	MONTH OF JANUARY 1957		Class Number
	Quantities	Values (\$)	
COBALT ORE			
400 U STATES	CWT 2	507	6215
	2	507	
MANGANESE ORE			
100 U KINGDOM	CWT 40	196	6216
309 BRAZIL	2240	5790	
400 U STATES	202888	498214	
	205168	504200	
ORES OF METALS N O P			
363 PERU	CWT 20799	204588	6217
400 U STATES	6264	20594	
	27063	225182	
MERCURY OR QUICKSILVER			
100 U KINGDOM	LB 224	832	6218
352 MEXICO	380	1159	
400 U STATES	5539	19322	
	6143	21313	
ANODES NICKEL ZINC COPPER ETC			
400 U STATES		3680	6219
		3680	
ARTICLES FOR AGRIC IMPLEMENTS			
100 U KINGDOM		61	6220
400 U STATES		69987	
		70048	
ARTICLES FOR STORAGE BATTERIES			
400 U STATES		23551	6221
		23551	
BELLS FOR CHURCHES			
376 SWITZRLND		651	6222
400 U STATES		395	
		1046	
BELLS AND GONGS N O P			
100 U KINGDOM		382	6223
335 GERMANY W		70	
347 JAPAN		192	
354 NETHRLNDS		125	
400 U STATES		19236	
		20005	
SLIDE OR ZIPPER FASTENERS			
400 U STATES		10031	6225
		10031	
BUCKLES CLASPS EYELETS HOOKS			
100 U KINGDOM		7135	6226
335 GERMANY W		3919	
400 U STATES		131939	
		142993	
CAGES ANIMAL OF WIRE AND PARTS			
100 U KINGDOM		810	6227
335 GERMANY W		415	
400 U STATES		5066	
		6291	
CHRONOMETERS COMPASSES SHIPS			
100 U KINGDOM		9416	6228
400 U STATES		10014	
		19430	
METAL ARTICLES FOR JEWELLERY			
100 U KINGDOM		178	6229
335 GERMANY W		679	
347 JAPAN		299	
400 U STATES		29767	
		30923	
ARTICLES FOR USE IN FISHERIES			
100 U KINGDOM		8350	6230
327 FRANCE		665	
347 JAPAN		7564	
400 U STATES		5872	
		22451	
ARTICLES N O P FOR MFR SHIPS			
100 U KINGDOM		51170	6232
335 GERMANY W		1447	
400 U STATES		429960	
		482577	
ELEMENTS FOR LAMP FILAMENTS			
305 AUSTRIA		3435	6233
354 NETHRLNDS		9573	
400 U STATES		115385	
		128393	
METAL PTS FOR COVERED BUTTONS			
400 U STATES		9070	6234
		9070	
NAILS TACKS BRASS OR COPPER			
100 U KINGDOM		50	6235
400 U STATES		653	
		703	
PATTERNS OF METAL NOT MODELS			
400 U STATES		25482	6236
		25482	
UMBRELLA PARTS EXCEPT FABRIC			
306 BELGIUM		149	6237
327 FRANCE		94	
335 GERMANY W		2571	
344 ITALY		163	
347 JAPAN		1829	
400 U STATES		25168	
		29974	

IMPORTS INTO CANADA FOR CONSUMPTION

98

Articles and Countries from which imported	MONTH OF JANUARY 1957		Class Number
	Quantities	Values (\$)	
RIVETS BURRS BRASS OR COPPER 100 U KINGDOM 400 U STATES		271 14961	6238
		15232	
SCREWS OF METAL N O P 100 U KINGDOM 335 GERMANY W 400 U STATES		262 371 9212	6240
		9845	
SHOE AND CORSET EYELETS HOOKS 344 ITALY 400 U STATES		1807 25381	6241
		27188	
TIPS STUDS FOR CORSET CLASPS 400 U STATES		221	6242
		221	
TRACTION ENGINE MATERIALS			6243
WIRE FOR SHOE NAILING MACHINES	LB		6245
WIRE NON FERROUS COVERED 100 U KINGDOM 354 NETHRLNOS 400 U STATES		118745 80 405704	6247
		524529	
WIRE TINSEL FOR BRAIDS CORDS 335 GERMANY W 400 U STATES		3716 545	6248
		4261	
WIRE STRANDED NON FERROUS 100 U KINGDOM 335 GERMANY W 400 U STATES		5726 167 16773	6249
		22666	
WIRE NON FERROUS N O P 100 U KINGDOM 327 FRANCE 400 U STATES		6802 390 32039	6250
		39231	
NON FERROUS METALS AND PRODUCT 100 U KINGDOM 335 GERMANY W 375 SWEDEN 400 U STATES		11478 1159 1912 2555297	6251
		2569846	
PARTS FOR MFR OF SHUTTLES 400 U STATES		13329	6252
		13329	
HINGES FOR JEWELLERY BOXES 400 U STATES		1878	6253
		1878	
MATERIALS FOR MFR MINING MACH 400 U STATES		6235	6254
		6235	
METAL POWDER FRICTION MATERIAL 400 U STATES		511	6256
		511	
RESIDUES NON FERROUS 100 U KINGDOM 400 U STATES	CWT	4675 3390	6257
		8065 54265	
		95165	
TUNGSTEN CARBIDE INSERTS 375 SWEDEN 400 U STATES		128324 70645	6258
		198969	
TUNGSTEN CARBIDE TIPS BLANKS 375 SWEDEN 400 U STATES		7331 11864	6259
		19195	
CIGARETTE LIGHTERS 305 AUSTRIA 327 FRANCE 335 GERMANY W 347 JAPAN 400 U STATES	DOZ	425 13 140 9916 157	6260
		886 145 3359 23755 1456	
		10651 29601	

IMPORTS INTO CANADA FOR CONSUMPTION

Articles and Countries from which Imported	MONTH OF JANUARY 1957		Class Number
	Quantities	Values (\$)	
<u>GROUP 7</u>			
<u>NON METALLIC MINERALS</u>			
ASBESTOS PACKING	LB		7001
100 U KINGDOM	3315	1948	
400 U STATES	14137	15185	
	17452	17133	
ASBESTOS BRAKE LINING FOR AUTO		985	7002
100 U KINGDOM		415	
335 GERMANY W		27199	
400 U STATES		28599	
ASBESTOS MANUFACTURES N O P		52224	7003
100 U KINGDOM		456	
306 BELGIUM		140413	
400 U STATES		193093	
ASBESTOS CLUTCH FACINGS AUTO		29551	7004
400 U STATES		29551	
BRAKE LININGS AND FACINGS NOP		3435	7005
100 U KINGDOM		9639	
400 U STATES		13074	
CHINA CLAY GROUND	CWT		7011
100 U KINGDOM	39226	25826	
400 U STATES	133224	111240	
	172450	137066	
FIRE CLAY GROUND	CWT		7012
100 U KINGDOM	5961	2247	
400 U STATES	108677	32821	
	114638	35068	
PIPE CLAY GROUND	CWT		7013
400 U STATES	2560	1247	
	2560	1247	
CLAYS N O P GROUND		51195	7014
400 U STATES		51195	
ZIRCONIUM SILICATE		2919	7015
234 AUSTRALIA		41474	
400 U STATES		44393	
ZIRCONIUM OXIDE		5170	7016
400 U STATES		5170	
SAGGARS FOR CERAMIC PRODUCTS		6894	7017
400 U STATES		6894	
ACTIVATED CLAY TO REFINE OILS		142489	7018
400 U STATES		142489	
GROG FOR REFRACTORY MATERIALS	TON		7019
400 U STATES	827	25837	
	827	25837	
BRICK BUILDING	TON		7021
400 U STATES	5023	112453	
	5023	112453	
BRICK FIRE CHROME		64735	7022
400 U STATES		64735	
BRICK FIRE MAGNESITE		53023	7023
400 U STATES		53023	
BRICK FIRE 90 PER CENT SILICA		865	7024
335 GERMANY W		180197	
400 U STATES		181062	
BRICK FIRE 100 DOL THOUSAND		122380	7025
400 U STATES		122380	
BRICK FIRE FURNACE OR KILN		10200	7026
100 U KINGDOM		482808	
400 U STATES		493008	
BRICK FIRE N O P		27459	7027
100 U KINGDOM		4232	
318 DENMARK		7083	
335 GERMANY W		265492	
400 U STATES		304266	
BRICK PAVING	TON		7028
400 U STATES	350	5419	
	350	5419	
BUILDING BLOCKS BUILDING TILE		3464	7029
100 U KINGDOM		65843	
400 U STATES		69307	
DRAIN PIPES SEWER PIPES N O P		3082	7030
100 U KINGDOM		1891	
400 U STATES		4973	
DRAIN TILES NOT GLAZED			7031

IMPORTS INTO CANADA FOR CONSUMPTION

Articles and Countries from which Imported	MONTH OF JANUARY 1957		Class Number
	Quantities	Values (\$)	
TILES FOR MOSAIC FLOORING			7032
100 U KINGDOM		6276	
344 ITALY		209	
347 JAPAN		18093	
400 U STATES		2984	
		27562	
EARTHENWARE TILES FOR ROOFING			7033
TILES EARTHENWARE N O P			7034
100 U KINGDOM		69769	
317 CZECHO S		5764	
335 GERMANY W		1582	
347 JAPAN		4065	
400 U STATES		9607	
		90787	
CHINA AND PORCELAIN WARE N O P			7043
100 U KINGDOM		507	
327 FRANCE		787	
335 GERMANY W		108	
400 U STATES		4977	
		6379	
OEMIOHNS CHURNS CROCKS N O P			7045
400 U STATES		868	
		868	
TABLEWARE OF CHINA PORCELAIN			7046
100 U KINGDOM		643939	
231 HONG KONG		1570	
306 BELGIUM		101	
318 DENMARK		1433	
327 FRANCE		7919	
335 GERMANY W		9853	
344 ITALY		2243	
347 JAPAN		68820	
366 PORTUGAL		75	
375 SWEDEN		293	
376 SWITZRLND		442	
384 P RICO		719	
390 GERMANY E		59	
400 U STATES		75406	
		812872	
STONEWARE EARTHENWARE N O P			7047
100 U KINGDOM		15587	
231 HONG KONG		444	
305 AUSTRIA		104	
318 DENMARK		515	
327 FRANCE		1660	
335 GERMANY W		3499	
344 ITALY		2679	
347 JAPAN		31194	
354 NETHRLNOS		708	
359 NORWAY		556	
375 SWEDEN		246	
390 GERMANY E		73	
400 U STATES		56719	
		113984	
CHEMICAL STONEWARE ACID RESIST			7048
100 U KINGDOM		866	
400 U STATES		12171	
		13037	
PORCELAIN RUBBER GLOVE FORMS			7049
400 U STATES		1399	
		1399	
ARTIFICIAL TEETH NOT MOUNTED			7051
100 U KINGDOM		422	
225 TRINIDAO		6477	
327 FRANCE		118	
335 GERMANY W		5203	
354 NETHRLNDS		389	
400 U STATES		102523	
		115132	
BATHS BATHTUBS BASINS ETC NOP			7052
100 U KINGDOM		77063	
335 GERMANY W		1336	
347 JAPAN		11691	
400 U STATES		183925	
		274015	
CRUCIBLES N O P AND COVERS			7053
100 U KINGDOM		204	
400 U STATES		4875	
		5079	
INSULATORS ELECTRIC PORCELAIN			7055
100 U KINGDOM		6926	
344 ITALY		439	
376 SWITZRLND		538	
400 U STATES		65428	
		73331	
MANUFACTURES OF CLAY N O P			7056
100 U KINGDOM		826	
215 INDIA		3256	
335 GERMANY W		229	
400 U STATES		75494	
		79805	
BRIQUETTES OF COAL OR COKE	TON		7060
400 U STATES	13590	177416	
	13590	177416	

IMPORTS INTO CANADA FOR CONSUMPTION

Articles and Countries from which Imported	MONTH OF JANUARY 1957		Class Number
	Quantities	Values (\$)	
ANTHRACITE SCREENINGS 400 U STATES	TON 1997	9717	7061
	1997	9717	
ANTHRACITE DOMESTIC SIZES 100 U KINGDOM 400 U STATES	TON 4401 132381	79535 1923670	7062
	136782	2003205	
ANTHRACITE SMALLER SIZES N O P 400 U STATES	TON 23513	214872	7063
	23513	214872	
COAL BITUMINOUS SUB BITUMINOUS 400 U STATES	TON 1181758	5833962	7064
	1181758	5833962	
COAL LIGNITE 400 U STATES	TON 968	4962	7065
	968	4962	
COAL EXWAREHOUSED SHIPS STORES 400 U STATES	TON 683	3801	7066
	683	3801	
COAL DUST AND COAL N O P 400 U STATES	TON 437	7773	7067
	437	7773	
BENZOL	GAL		7070
COAL TAR CRUDE IN BULK 100 U KINGDOM 400 U STATES	GAL 5600 244685	1157 36405	7071
	250285	37562	
COAL PITCH 400 U STATES	CWT 152220	277168	7072
	152220	277168	
CARBOLIC OR HEAVY OIL 400 U STATES	GAL 77217	13195	7073
	77217	13195	
COKE PETROLEUM 400 U STATES	TON 35859	470052	7074
	35859	470052	
COKE GROUND FOR BATTERIES	TON		7075
COKE N O P 400 U STATES	TON 48747	821687	7077
	48747	821687	
DECANTERS AND TUMBLERS 100 U KINGDOM 306 BELGIUM 335 GERMANY W 347 JAPAN 375 SWEDEN 400 U STATES		123 267 705 463 107 41525	7079
		43190	
LAMP CHIMNEYS 400 U STATES		2923	7080
		2923	
GLASS PLATES FOR OPTICAL MFR 100 U KINGDOM 400 U STATES		434 92210	7081
		92644	
GLASS CARBOYS BOTTLES JARS 100 U KINGDOM 231 HONG KONG 317 CZECHO S 327 FRANCE 335 GERMANY W 347 JAPAN 372 SPAIN 400 U STATES		19697 509 1323 1164 864 1952 60 356499	7082
		382068	
GLASS TABLEWARE CUT GLASS N O P 100 U KINGDOM 305 AUSTRIA 306 BELGIUM 317 CZECHO S 327 FRANCE 335 GERMANY W 344 ITALY 347 JAPAN 354 NETHRLNDS 365 POLAND 375 SWEDEN 389 IRELAND 390 GERMANY E 400 U STATES		20896 693 1249 12704 706 19289 1715 3910 1153 5085 2386 513 119 80821	7083
		151239	
LAMP BULBS AND TUBING FOR 400 U STATES		211446	7084
		211446	
GLASS SHADES OR GLOBES 100 U KINGDOM 400 U STATES		251 11497	7085
		11748	
LENSES GLASS N O P 100 U KINGDOM 305 AUSTRIA 335 GERMANY W 347 JAPAN		1084 5027 1492 2279	7086

IMPORTS INTO CANADA FOR CONSUMPTION

Articles and Countries from which Imported	MONTH OF JANUARY 1957		Class Number
	Quantities	Values (\$)	
400 U STATES		18681	
FRESNEL TYPE LENSES GLOBES		28563	
400 U STATES		13568	7087
MOULDED SHAPES FOR ELECT FIXT		13568	
100 U KINGDOM		473	
335 GERMANY W		1298	
354 NETHRLNDS		244	
400 U STATES		98940	
		100955	
HEAT RESISTING GLASSWARE			7089
100 U KINGDOM		11988	
335 GERMANY W		3171	
400 U STATES		365278	
		380437	
SHEET GLASS OVER 34 OZ SQ FT	SQ FT		7090
100 U KINGDOM	58865	16550	
306 BELGIUM	29276	7796	
335 GERMANY W	122543	26370	
400 U STATES	90519	25960	
	301203	76676	
SHEET GLASS TRANSPRT TO 34 OZ	SQ FT		7091
100 U KINGDOM	361680	35382	
306 BELGIUM	227228	21962	
327 FRANCE	51510	4880	
335 GERMANY W	573103	37493	
347 JAPAN	103000	4864	
	1316521	104581	
PLATE GLASS NOT OVER 7 SQ FT	SQ FT		7093
100 U KINGDOM	61347	21963	
306 BELGIUM	874	360	
400 U STATES	42162	20608	
	104383	42931	
PLATE GLASS 7 TO 25 SQ FT	SQ FT		7094
100 U KINGDOM	362310	136866	
306 BELGIUM	65814	35347	
327 FRANCE	4337	2462	
400 U STATES	118448	62829	
	550909	237504	
PLATE GLASS N O P	SQ FT		7095
100 U KINGDOM	312819	144723	
306 BELGIUM	118206	64358	
327 FRANCE	15539	9341	
335 GERMANY W	48647	20504	
400 U STATES	1776563	784629	
	2271774	1023555	
LAMINATED GLASS SHEETS	SQ FT		7097
100 U KINGDOM	15901	9581	
400 U STATES	127	833	
	16028	10414	
GLASS SHEETS WIRED	SQ FT		7099
100 U KINGDOM	17196	7318	
306 BELGIUM	16918	2940	
335 GERMANY W	2354	427	
354 NETHRLNDS	6271	4421	
400 U STATES	25697	14205	
	68436	29311	
GLASS CAST AND SHEET GLASS NOP	SQ FT		7100
100 U KINGDOM	12847	4172	
400 U STATES	21614	5323	
	34461	9495	
ORNAMENTAL COLOURED GLASS	SQ FT		7111
100 U KINGDOM	2756	795	
306 BELGIUM	1575	214	
335 GERMANY W	600	324	
400 U STATES	1185	1605	
	6116	2938	
PAINTED OBSCURED WHITE GLASS	SQ FT		7112
100 U KINGDOM	91050	16775	
306 BELGIUM	36794	6953	
335 GERMANY W	1708	553	
400 U STATES	94711	32551	
	224263	56832	
STAINED OR ORNAMENTAL WINDOWS			7113
100 U KINGDOM		3936	
305 AUSTRIA		1225	
306 BELGIUM		162	
327 FRANCE		10000	
335 GERMANY W		579	
354 NETHRLNDS		725	
400 U STATES		781	
		17408	
MIRRORS OF GLASS FRAMED OR NOT			7114
100 U KINGDOM		5570	
305 AUSTRIA		225	
306 BELGIUM		17280	
335 GERMANY W		2969	
344 ITALY		193	
347 JAPAN		5517	
400 U STATES		57419	
		89173	
GLASS BALLS FOR FIBRES OR YARN			7120
400 U STATES		24821	
		24821	

IMPORTS INTO CANADA FOR CONSUMPTION

103

Articles and Countries from which Imported	MONTH OF JANUARY 1957		Class Number
	Quantities	Values (\$)	
GLASS TO BE CUT OR MOUNTED			7121
306 BELGIUM		2185	
335 GERMANY W		2632	
400 U STATES		10367	
		15184	
GLASS BLANKS FOR REFLECTORS			7122
400 U STATES		53365	
		53365	
BEADS FOR MFR IMITATION PEARLS			7123
400 U STATES		5121	
		5121	
ARTIFICIAL EYES CONTACT LENSES			7124
400 U STATES		1034	
		1034	
PHOTOGRAPHIC DRY PLATES			7125
100 U KINGDOM		2994	
400 U STATES		8979	
		11973	
SPECTACLES EYE GLASS LENSES			7126
100 U KINGDOM		942	
305 AUSTRIA		6769	
327 FRANCE		6396	
335 GERMANY W		2031	
344 ITALY		19047	
347 JAPAN		14656	
400 U STATES		68678	
		118519	
MANUFACTURES OF GLASS N O P			7127
100 U KINGDOM		5409	
231 HONG KONG		13940	
305 AUSTRIA		847	
306 BELGIUM		24809	
317 CZECHO S		1796	
327 FRANCE		624	
335 GERMANY W		3235	
344 ITALY		2398	
347 JAPAN		1577	
375 SWEDEN		2127	
376 SWITZRLND		57	
400 U STATES		224571	
		281390	
GLASS WOOL OR FIBRE GLASS	LB		7128
400 U STATES	62523	37897	
	62523	37897	
GLASS BLOCKS			7129
400 U STATES		27177	
		27177	
PLUMBAGO NOT GROUND OR MFRD			7131
231 HONG KONG		748	
352 MEXICO		4342	
400 U STATES		1766	
		6856	
CRUCIBLES PLUMBAGO AND COVERS			7132
100 U KINGDOM		8592	
400 U STATES		10125	
		18717	
PLUMBAGO GRDUND AND MFRS NOP			7133
100 U KINGDOM		466	
317 CZECHO S		114	
335 GERMANY W		284	
400 U STATES		50988	
		51852	
MICA UNMANUFACTURED	CWT		7138
215 INDIA	80	2776	
400 U STATES	29	4516	
	109	7292	
MICA MANUFACTURES OF			7139
100 U KINGDOM		599	
400 U STATES		50797	
		51396	
ASPHALTUM OR ASPHALT	CWT		7141
400 U STATES	37414	52134	
	37414	52134	
ASPHALTUM OIL FOR PAYING	GAL		7143
OIL FOR CONCENTRATION OF ORES	GAL		7151
400 U STATES	28583	42757	
	28583	42757	
CRUDE PETROLEUM FOR REFINING	M GAL		7153
225 TRINIDAD	7709	531596	
303 ARABIA	14296	1247013	
387 VENEZUELA	277339	20159453	
400 U STATES	23927	2073530	
	323271	24011592	
PETROLEUM TOPS FOR REFINERS	GAL		7154
FUEL OIL EXWARE SHIPS STORES	GAL		7156
CRUDE PETROLEUM N O P	GAL		7158
AVIATION GASOLINE	GAL		7161
381 ALASKA	37616	9494	
400 U STATES	8116090	1653185	
	8153706	1662679	
KEROSENE N O P	GAL		7162
381 ALASKA	1000	426	

IMPORTS INTO CANADA FOR CONSUMPTION

Articles and Countries from which Imported	MONTH OF JANUARY 1957		Class Number
	Quantities	Values (\$)	
400 U STATES	4712869	576410	
ENGINE DISTILLATE 8017 OR OVER	4713869	576836	7163
GASOLINE UNDER 8236 SP G N O P	GAL		7164
357 NETH ANT	571626	463522	
381 ALASKA	287049	57181	
400 U STATES	652644	104488	
CASINGHEAD GASOLINE BLENDING	4511319	625191	7165
400 U STATES	GAL		
	702757	48958	
	702757	48958	
LUB OILS UNDER 25C PER GAL	GAL		7166
400 U STATES	635705	123640	
	635705	123640	
PETRO LUB OILS 25C GAL OR OVER	GAL		7167
100 U KINGDOM	35	156	
327 FRANCE	40	199	
354 NETHRLNOS	2300	1631	
381 ALASKA	3356	2907	
400 U STATES	1148096	510543	
	1153827	515436	
OILS MINERAL N O P	GAL		7168
100 U KINGDOM	150	110	
400 U STATES	118740	145472	
	118890	145582	
STOVE OIL NO 1 FUEL OIL	GAL		7171
357 NETH ANT	4647895	525642	
381 ALASKA	608281	101962	
387 VENEZUELA	1134829	120262	
400 U STATES	5653900	656649	
	12044905	1404515	
LIGHT FUEL OILS NOS 2 AND 3	GAL		7172
357 NETH ANT	7457645	814388	
381 ALASKA	7375	618	
400 U STATES	6254948	735859	
	13719968	1550865	
HEAVY FUEL OILS NOS 4 5 AND 6	GAL		7173
357 NETH ANT	19999786	1276698	
400 U STATES	7629556	496749	
	27629342	1773447	
DIESEL FUEL	GAL		7174
381 ALASKA	2529	366	
400 U STATES	5116426	598833	
	5118955	599199	
TRACTOR FUEL	GAL		7175
PETROL GREASE LUBRICATING MOP	LB		7181
100 U KINGDOM	3997	1187	
381 ALASKA	12023	1574	
400 U STATES	1213121	143178	
	1229141	145939	
PETROL JELLIES TOILET MEDICINE			7182
100 U KINGDOM		215	
400 U STATES		65281	
		65496	
PARAFFINE WAX	LB		7183
215 INDIA	700000	28409	
400 U STATES	2745713	217780	
	3445713	246189	
CANOLES PARAFFINE WAX	LB		7184
318 DENMARK	600	469	
347 JAPAN	4919	1306	
400 U STATES	17416	5997	
	22935	7772	
PRODUCTS OF PETROLEUM N O P	GAL		7185
381 ALASKA	1667	886	
400 U STATES	2809498	479227	
	2811165	480113	
LIQUEFIED PETROLEUM GASES	LB		7186
400 U STATES	24913355	316381	
	24913355	316381	
NAPHTHA INCL SOLVENT NAPHTHA	GAL		7187
381 ALASKA	3710	1246	
400 U STATES	1170063	251789	
	1173773	253035	
ARTIFICIAL ABRASIVE GRAINS			7191
327 FRANCE		4965	
400 U STATES		168500	
		173465	
DIAMONDS BLACK BORT FOR BORERS	CARAT		7192
100 U KINGDOM	21511	141738	
207 UN SO AFR	24304	120097	
306 BELGIUM	4417	34872	
339 HONDURAS	170	380	
400 U STATES	113903	685560	
	164305	982647	
DIATOMACEOUS EARTH	CWT		7193
400 U STATES	38323	79616	
	38323	79616	
EMERY IN BULK			7194
400 U STATES		6939	
		6939	
GRINDING WHEELS BONDED			7195
100 U KINGDOM		906	
318 DENMARK		91	

IMPORTS INTO CANADA FOR CONSUMPTION

Articles and Countries from which Imported	MONTH OF JANUARY 1957		Class Number
	Quantities	Values (\$)	
335 GERMANY W		2607	
359 NORWAY		4478	
400 U STATES		155898	
GRINDING STONES BLOCKS BONDED		163980	
400 U STATES		35333	7196
GRINDSTONES 36 INCHES OR OVER	NO	35333	7198
GRINDSTONES N O P	NO		7199
400 U STATES	50	206	
PUMICE PUMICE STONE LAVA TUSA	50	206	
400 U STATES		26601	7200
COATED ABRASIVE PAPER CLOTH		26601	
335 GERMANY W		93	7202
359 NORWAY		493	
400 U STATES		109133	
MFRS OF ABRASIVES N O P		109719	
100 U KINGDOM		2971	7203
335 GERMANY W		1435	
400 U STATES		37438	
BUILDING STONE N O P		41844	
400 U STATES	CWT		7210
GRANITE ROUGH		34261	
326 FINLAND		33175	
359 NORWAY		34261	
375 SWEDEN			7215
400 U STATES		1053	
GRANITE SAWN		2001	
326 FINLAND		2422	
375 SWEDEN		3397	
400 U STATES		8873	7216
GRANITE MANUFACTURES		1500	
359 NORWAY		6238	
375 SWEDEN		9114	
400 U STATES		16852	7218
GYPNUM		67	
352 MEXICO	TON	6021	
LIME		11038	7221
400 U STATES		74466	
PLASTER OF PARIS WALL PLASTER		11038	
400 U STATES	CWT	62479	7223
CEMENT PORTLAND		35831	
100 U KINGDOM		62479	
335 GERMANY W	CWT		7224
400 U STATES		23066	
CEMENT MANUFACTURES N O P		27374	
100 U KINGDOM		23066	
335 GERMANY W	CWT		7225
400 U STATES		1765	
CEMENT MANUFACTURES N O P		2424	
100 U KINGDOM		1750	
400 U STATES		2934	
WHITE PORTLAND CEMENT CLINKER		31822	
400 U STATES		39147	
MARBLE ROUGH		35337	7226
MARBLE SAWN			
372 SPAIN		137	
400 U STATES		85407	
MARBLE FOR TOMBSTONES		85544	
400 U STATES	CWT		7227
MARBLE MANUFACTURES N O P		14928	
344 ITALY		14347	
366 PORTUGAL		14928	
400 U STATES			7231
MARBLE ORNAMENTAL FOR CHURCHES		1902	
344 ITALY		27819	
ROOFING SLATE		29721	
400 U STATES			7233
SLATE MANUFACTURES N O P		1478	
100 U KINGDOM		1478	
400 U STATES			7234
BURRSTONES IN BLOCKS		341	
CHALK CLIFF STONE MICA SCHIST		251	
100 U KINGDOM		799	
400 U STATES		1391	
			7235
		1203	
		1203	
	SQ		7241
		80	
		1536	
		80	
		1536	
			7243
		1995	
		1349	
		3344	
	NO		7251
		59	7252
		448	
		507	

IMPORTS INTO CANADA FOR CONSUMPTION

Articles and Countries from which imported	MONTH OF JANUARY 1957		Class Number
	Quantities	Values (\$)	
CHALK PREPARED			7253
CURLING STONES AND HANDLES	PAIR		7254
100 U KINGDOM	258	10292	
	258	10292	
FELDSPAR CRUDE ONLY	CWT		7255
FELDSPAR GROUND	CWT		7256
400 U STATES	30	58	
	30	58	
FLINT AND GROUND FLINT STONE	CWT		7257
400 U STATES	437	1481	
	437	1481	
FLUORSPAR	CWT		7258
352 MEXICO	6852	10304	
400 U STATES	468	797	
	7320	11101	
GANISTER	CWT		7259
400 U STATES	667	756	
	667	756	
MAGN CARB FOR RUBBER PRODUCTS	CWT		7260
MAG OX AND CARB FOR INSULATION	CWT		7261
100 U KINGDOM	421	3059	
400 U STATES	2819	9064	
	3240	12123	
PHOSPHATE ROCK	CWT		7263
400 U STATES	48547	102703	
	48547	102703	
SILICA SAND	CWT		7264
400 U STATES	1135367	187717	
	1135367	187717	
SAND AND GRAVEL N O P	TON		7265
400 U STATES	11703	16347	
	11703	16347	
SILEX OR CRYSTALLIZED QUARTZ	CWT		7266
400 U STATES	49005	28409	
	49005	28409	
STONE REFUSE	TON		7267
400 U STATES	83	1731	
	83	1731	
TALC OR SOAPSTONE	CWT		7268
400 U STATES	16961	29510	
	16961	29510	
WHITING GILBERS PARIS WHITE	CWT		7269
100 U KINGDOM	2800	2601	
327 FRANCE	400	118	
400 U STATES	6764	16480	
	9964	19199	
STONE AND MANUFACTURES N O P			7270
344 ITALY		416	
400 U STATES		414	
		830	
ROOFING GRANULES	CWT		7271
400 U STATES	50802	42721	
	50802	42721	
STONE CRUSHED	TON		7272
400 U STATES	3990	13074	
	3990	13074	
QUARTZ PIEZO ELECTRIC	LB		7273
100 U KINGDOM	1	242	
309 BRAZIL	902	8686	
400 U STATES	319	6570	
	1222	15498	
MAGNESIA DEAD BURNED SINTERED	CWT		7274
400 U STATES	5747	28639	
	5747	28639	
MAGNESIA CAUSTIC CALCINED	CWT		7275
354 METHRLNDS	220	598	
400 U STATES	4263	18992	
	4483	19590	
ELECTRIC OR BLAST FURNACE SLAG	CWT		7280
400 U STATES	35334	4961	
	35334	4961	
BARYTES	CWT		7281
400 U STATES	3180	5401	
	3180	5401	
CARBONS 3 TO 35 INCHES CIRCUM			7282
100 U KINGDOM		6886	
327 FRANCE		730	
400 U STATES		63776	
		71392	
CARBONS OVER 35 INCHES CIRCUM			7283
400 U STATES		45082	
		45082	
ELECTRIC LIGHT CARBONS N O P	LB		7284
100 U KINGDDM	1356	2370	
400 U STATES	23878	16643	
	25234	19013	
CRAYONS			7285
100 U KINGDOM		315	
327 FRANCE		343	
335 GERMANY W		409	
344 ITALY		433	

IMPORTS INTO CANADA FOR CONSUMPTION

Articles and Countries from which Imported	MONTH OF JANUARY 1957		Class Number
	Quantities	Values (\$)	
347 JAPAN		176	
400 U STATES		19906	
DIAMONDS UNSET		21582	
	CARAT		7286
100 U KINGDOM	396	71304	
224 JAMAICA	5	1138	
306 BELGIUM	3181	405446	
335 GERMANY W	48	5761	
354 NETHRLNDS	108	18311	
360 ISRAEL	966	97795	
376 SWITZRLND	8	1148	
400 U STATES	960	82045	
	5672	682948	
EARTHS CRUDE ONLY			7287
FOUNDRY FACINGS OF ALL KINDS			7288
400 U STATES		17812	
		17812	
FULLERS EARTH IN BULK ONLY			7289
100 U KINGDOM		129	
400 U STATES		18172	
		18301	
GAS IMPORTED BY PIPE LINE	M FT		7290
400 U STATES	2463607	584171	
	2463607	584171	
INSULATORS ELECTRIC N O P			7291
100 U KINGDOM		13086	
400 U STATES		38647	
		51733	
MAGNESIA PIPE COVERING			7292
400 U STATES		3251	
		3251	
MINERAL WOOL N O P	LB		7295
400 U STATES	144859	15387	
	144859	15387	
SALT TABLE	CWT		7296
400 U STATES	362	1073	
	362	1073	
SALT FOR FISHERIES	CWT		7297
224 JAMAICA	1837	303	
344 ITALY	50400	7560	
	52237	7863	
SALT IN BULK N O P	CWT		7298
400 U STATES	201770	44857	
	201770	44857	
SALT IN BAGS BARRELS	CWT		7299
100 U KINGDOM	555	1005	
400 U STATES	21221	14795	
	21776	15800	
SULPHUR AND BRIMSTONE	CWT		7300
400 U STATES	189772	235559	
	189772	235559	
MINERAL SUBSTANCES N O P			7301
100 U KINGDOM		1456	
207 UN SO AFR		10625	
231 HONG KONG		207	
318 DENMARK		71	
327 FRANCE		378	
335 GERMANY W		3675	
344 ITALY		1358	
400 U STATES		438004	
		455774	
VERMICULITE CRUDE			7302
400 U STATES		30108	
		30108	
ASPHALT TILE FOR FLOORING	SQ FT		7303
400 U STATES	83613	8355	
	83613	8355	
ANDALUSITE KYANITE MULLITE ETC	CWT		7304
400 U STATES	2420	8315	
	2420	8315	

IMPORTS INTO CANADA FOR CONSUMPTION

Articles and Countries from which Imported	MONTH OF JANUARY 1957		Class Number
	Quantities	Values (\$)	
CHEMICALS AND ALLIED PRODUCTS			
ACID BORACIC 25 LBS OR OVER 400 U STATES	LB 369700	32782	8001
	369700	32782	
ACID HYDROFLUOSILICIC 400 U STATES	LB 26890	3128	8002
	26890	3128	
ACID MURIATIC 400 U STATES	LB 250715	3862	8003
	250715	3862	
ACETYSALICYLIC ACID 100 U KINGDOM 400 U STATES	LB 35616	19467	8004
	19800	9090	
	55416	28557	
ACID NITRIC 400 U STATES	LB 19033	1379	8005
	19033	1379	
ACID PHOSPHORIC 400 U STATES	LB 11044	1207	8006
	11044	1207	
ACID SULPHURIC 400 U STATES	LB 219587	8224	8008
	219587	8224	
ACID LACTIC	LB		8009
ACID NICOTINIC	LB		8010
SALICYLIC ACID 100 U KINGDOM 400 U STATES	LB 6720	3755	8011
	1000	347	
	7720	4102	
ACID ACETIC AND PYROLIGNEOUS 400 U STATES	GAL 243	126	8012
	243	126	
ACID CRESYLIC 100 U KINGDOM 400 U STATES	LB 17511	1216	8015
	275	178	
	17786	1394	
XANTHATES FOR ORES 400 U STATES	LB 679900	171110	8016
	679900	171110	
ACID OXALIC 335 GERMANY W 354 NETHRLNOS 400 U STATES	LB 2755	527	8017
	11023	1104	
	45645	7286	
	59423	8917	
ACID TANNIC 376 SWITZRLND 400 U STATES	LB 4404	4491	8020
	2200	3369	
	6604	7860	
TARTARIC ACID CRYSTAL OR POWD 100 U KINGDOM	LB 56000	19460	8021
	56000	19460	
ACIOS N O P 100 U KINGDOM 318 DENMARK 335 GERMANY W 376 SWITZRLND 400 U STATES	LB 56101	14518	8022
	441	657	
	90776	37296	
	110	1344	
	463595	121575	
	611023	175390	
ACID ARSENIC	LB		8023
ASCORBIC ACID 376 SWITZRLND 400 U STATES		7420	8024
		11026	
		18446	
ACID FORMIC 335 GERMANY W 400 U STATES	LB 13580	1265	8025
	2315	254	
	15895	1519	
ACID CHROMIC 335 GERMANY W 400 U STATES	LB 4409	1011	8026
	102990	27296	
	107399	28307	
ACID CARBOLIC OR PHENOL 400 U STATES	LB 759170	131805	8027
	759170	131805	
AMYL ALCOHOL 400 U STATES	GAL 53	79	8032
	53	79	
BUTYL ALCOHOL 400 U STATES	LB 60390	7075	8034
	60390	7075	
METHYL ETHYL KETONE ETC 400 U STATES	LB 480133	53646	8035
	480133	53646	
ETHYL AND METHYL ALCOHOL 381 ALASKA 400 U STATES	GAL 133	438	8036
	349607	119966	
	349740	120404	

IMPORTS INTO CANADA FOR CONSUMPTION

Articles and Countries from which Imported	MONTH OF JANUARY 1957		Class Number
	Quantities	Values (\$)	
RUM TO BE DENATURED	P GAL		8037
ISOPROPYL ALCOHOL	GAL		8038
400 U STATES	191	312	
	191	312	
CELLULOSE ACETATE PHOTO FILM			8046
400 U STATES		107190	
		107190	
COLLODION FOR FILMS ENGRAVERS	GAL		8047
CAFFEINE AND SALTS	LB		8052
335 GERMANY W	4753	9233	
376 SWITZRLND	4400	8034	
	9153	17267	
COCAINE	OZ		8053
CODEINE AND SALTS	OZ		8054
100 U KINGDOM	2400	10886	
	2400	10886	
OPIUM DERIVATIVES N O P	OZ		8056
100 U KINGDOM	320	529	
400 U STATES	10	100	
	330	629	
OPIUM	LB		8057
100 U KINGDOM	30	357	
	30	357	
QUININE SALTS	OZ		8059
400 U STATES	1300	410	
	1300	410	
STRYCHNINE AND SALTS	OZ		8060
PREPARATIONS NEED KILLING			8069
100 U KINGDOM		7211	
400 U STATES		32393	
		39604	
NICOTINE AND SALT FOR SPRAYING	LB		8070
400 U STATES	2448	1538	
	2448	1538	
CHLOROPICRIN INSECTICIDES			8071
400 U STATES		7032	
		7032	
SPRAYS IN PKGS NOT OVER 3 LBS			8072
100 U KINGDOM		433	
400 U STATES		20660	
		21093	
DISINFECTANTS DIPS SPRAYS NOP			8073
100 U KINGDOM		46794	
335 GERMANY W		5538	
376 SWITZRLND		6913	
400 U STATES		797842	
		857087	
MEDICINAL PREPARATIONS DRY			8074
100 U KINGDOM		44001	
231 HONG KONG		4361	
327 FRANCE		10445	
335 GERMANY W		11940	
376 SWITZRLND		1247	
400 U STATES		423443	
		495437	
MEDICINAL PREPARATIONS LIQUID			8075
100 U KINGDOM		1892	
231 HONG KONG		461	
327 FRANCE		1643	
335 GERMANY W		445	
347 JAPAN		102	
376 SWITZRLND		1057	
400 U STATES		188283	
		193883	
MEDICINAL PREPARATIONS OTHER			8076
231 HONG KONG		867	
327 FRANCE		6091	
400 U STATES		2455	
		9413	
MEDICATED WINES UNDER 40 PROOF	GAL		8077
MENTHOL NATURAL OR SYNTHETIC			8078
309 BRAZIL		16391	
313 CHINA		5783	
400 U STATES		6680	
		28854	
PAPPAINE			8079
400 U STATES		2594	
		2594	
SPIRITS AND STRONG WATERS	GAL		8081
100 U KINGDOM	7	121	
231 HONG KONG	1266	4646	
335 GERMANY W	1	78	
400 U STATES	52	1545	
	1326	6390	
EXTRACT OF CASCARA SAGRAOA			8082
400 U STATES		7709	
		7709	
PENICILLIN AND PRODUCTS			8083
100 U KINGDOM		778	
400 U STATES		49577	
		50355	

IMPORTS INTO CANADA FOR CONSUMPTION

Articles and Countries from which Imported	MONTH OF JANUARY 1957		Class Number
	Quantities	Values (\$)	
STREPTOMYCIN AND PRODUCTS			8084
100 U KINGDOM		1465	
400 U STATES		2554	
		4019	
SULPHA DRUGS			8085
100 U KINGDOM		833	
318 DENMARK		2461	
327 FRANCE		14195	
354 NETHRLNDS		2212	
400 U STATES		6393	
		26094	
ANTIBIOTICS N O P			8086
100 U KINGDOM		2970	
400 U STATES		387238	
		390208	
ANILINE DYES 1 LB OR OVER	LB		8091
100 U KINGDOM	67597	89299	
306 BELGIUM	3747	3257	
327 FRANCE	6757	11509	
335 GERMANY W	24973	31598	
354 NETHRLNDS	3630	2563	
376 SWITZRLND	66883	119465	
400 U STATES	346211	447283	
	519798	704974	
ANILINE AND COAL TAR DYES NOP	LB		8092
400 U STATES	3072	15203	
	3072	15203	
ANILINE OIL CRUDE	LB		8093
400 U STATES	4650	897	
	4650	897	
ANILINE SALTS AND ALIZARIN	LB		8094
100 U KINGDOM	2090	8811	
	2090	8811	
COAL TAR BASE OR SALT FOR DYES	LB		8095
100 U KINGDOM	2490	2484	
306 BELGIUM	716	608	
335 GERMANY W	23761	20490	
344 ITALY	11111	6054	
376 SWITZRLND	272	204	
400 U STATES	34662	43460	
	73012	73300	
CAMWOOD AND SUMAC AND EXTRACT	CWT		8103
400 U STATES	19	215	
	19	215	
CHEM COMP FOR DYEING TANNING NOP	CWT		8104
100 U KINGDOM	22	821	
335 GERMANY W	769	12914	
376 SWITZRLND	145	6610	
400 U STATES	15300	96814	
	16236	117159	
BASIC CHROMIC SULPHATE	CWT		8105
100 U KINGDOM	720	5586	
400 U STATES	2491	24780	
	3211	30366	
INDIGO INDIGO PASTE OR EXTRACT	CWT		8106
100 U KINGDOM	148	10797	
	148	10797	
IRON AND RED LIQUOR FOR DYEING	CWT		8107
LOGWOOD AND FUSTIC EXTRACT	CWT		8109
400 U STATES	21	816	
	21	816	
QUEBRACHO EXTRACT	CWT		8111
304 ARGENTINA	7986	87425	
400 U STATES	20	233	
	8006	87658	
TERRA JAPONICA GAMBIE CUTCH	CWT		8113
100 U KINGDOM	34	511	
	34	511	
TURMERIC	CWT		8114
215 INDIA	100	1167	
	100	1167	
NON EDIBLE SEEDS BEANS NUTS	CWT		8115
100 U KINGDOM	1	97	
400 U STATES	33	906	
	34	1003	
CHESTNUT EXTRACT	CWT		8116
344 ITALY	1947	16929	
	1947	16929	
SPRUCE EXTRACT	CWT		8117
400 U STATES	230	1332	
	230	1332	
MYROBALAN EXTRACT	CWT		8118
400 U STATES	1070	7089	
	1070	7089	
WATTLE EXTRACT	CWT		8119
203 B E AFR	558	5210	
207 UN SD AFR	4823	39139	
400 U STATES	561	5159	
	5942	49508	
HEMLOCK EXTRACT	CWT		8120
400 U STATES	78	528	
	78	528	
EXTRACTS N O P DYEING TANNING	CWT		8121
100 U KINGDOM	1	434	
219 BEI OTHER	45	391	

IMPORTS INTO CANADA FOR CONSUMPTION

Articles and Countries from which Imported	MONTH OF JANUARY 1957		Class Number
	Quantities	Values (\$)	
379 TURKEY	276	2526	
400 U STATES	3009	14631	
	3331	17982	
BINITROTOLUOL FOR EXPLOSIVES	LB		8131
NITRATE COMPOUNDS NOP FOR EXPL	LB		8132
400 U STATES	56200	6028	
	56200	6028	
BLASTING AND MINING POWDER	LB		8133
DYNAMITE AND NITRO GLYCERINE	LB		8134
FIREWORKS FIRECRACKERS			8135
100 U KINGDOM		12960	
231 HONG KONG		20289	
400 U STATES		6980	
		40229	
FUSE NON METALLIC			8136
400 U STATES		3070	
		3070	
GUN RIFLE SPORTING POWDER	LB		8137
400 U STATES	38297	33192	
	38297	33192	
EXPLOSIVES N O P	LB		8138
400 U STATES	1050	860	
	1050	860	
NITROGEN SOLUTION	CWT		8149
400 U STATES	70787	177830	
	70787	177830	
NITROGEN FERTILIZER N O P	CWT		8150
359 NORWAY	200	541	
	200	541	
AMMONIUM SULPHATE	CWT		8151
100 U KINGDOM	448	1398	
400 U STATES	175	1225	
	623	2623	
BASIC SLAG	CWT		8152
POTASH MURIATE OF	CWT		8155
327 FRANCE	70440	113009	
400 U STATES	100375	118187	
	170815	231196	
POTASH SULPHATE OF	CWT		8156
400 U STATES	6846	12205	
	6846	12205	
SODA NITRATE OR CUBIC NITRE	CWT		8157
312 CHILE	1000	2295	
400 U STATES	6542	15321	
	7542	17616	
TRIPLE SUPERPHOSPHATE	CWT		8161
400 U STATES	16511	37506	
	16511	37506	
SUPERPHOSPHATE N O P	CWT		8162
400 U STATES	199904	181903	
	199904	181903	
PHOSPHATE FERTILIZER N O P	CWT		8163
400 U STATES	1200	7064	
	1200	7064	
SULPHATE OF POTASH MAGNESIA	CWT		8164
POTASH FERTILIZER N O P	CWT		8165
FERTILIZER MIXED	CWT		8166
400 U STATES	613	13120	
	613	13120	
FERTILIZER MATERIALS N O P	CWT		8167
400 U STATES	8134	14365	
	8134	14365	
LITHARGE	CWT		8171
100 U KINGDOM	200	3415	
400 U STATES	942	17676	
	1142	21091	
LEAD RED DRY ORANGE MINERAL	LB		8172
LEAD WHITE DRY	LB		8173
LEAD WHITE GROUND IN OIL	LB		8174
ANTIMONY OXIDE	LB		8179
400 U STATES	700	268	
	700	268	
LAMP BLACK	LB		8180
400 U STATES	13854	2549	
	13854	2549	
TITANIUM OXIDE	LB		8181
100 U KINGDOM	1752260	343065	
400 U STATES	4053536	565312	
	5805796	908377	
CARBON BLACK	LB		8182
400 U STATES	4299024	283985	
	4299024	283985	
BONE BLACK AND IVORY BLACK	LB		8183
400 U STATES	8500	1509	
	8500	1509	
BLANC FIXE	LB		8184
100 U KINGDOM	1980	826	
	1980	826	

IMPORTS INTO CANADA FOR CONSUMPTION

113

Articles and Countries from which Imported		MONTH OF JANUARY 1957		Class Number
		Quantities	Values (\$)	
BRONZE POWDER	400 U STATES	LB 885	1354	8185
LITHOPONE	400 U STATES	LB 885	1354	8186
OXIDE OF COBALT	400 U STATES	LB 176010	13397	8187
OXIDE OF COPPER	400 U STATES	LB 176010	13397	8188
OXIDES FILLERS COLOURS DRY NOP	100 U KINGDOM	LB 29120	12603	8189
	327 FRANCE	35	154	
	335 GERMANY W	129758	8063	
	400 U STATES	579192	274402	
PARIS GREEN DRY		826235	314421	8190
SATIN WHITE	400 U STATES	LB 72332	1221	8191
ULTRAMARINE BLUE	DRY OR PULP	LB 72332	1221	8192
	100 U KINGDOM	8670	1567	
	400 U STATES	4600	1242	
ZINC WHITE OXIDE	400 U STATES	13270	2809	8193
OXIDE OF TIN	100 U KINGDOM	LB 111000	15705	8194
OCHRES SIENNAS AND UMBERS	100 U KINGDOM	LB 6484	5909	8201
	400 U STATES	10900	419	
PUTTY	100 U KINGDOM	100731	5872	8202
	400 U STATES	111631	6291	
ARTISTS AND CHILDRENS COLOURS	100 U KINGDOM	LB 600	60	8211
	327 FRANCE	31701	4678	
	335 GERMANY W	32301	4738	
	347 JAPAN		11183	
	354 NETHRLNDS		167	
	400 U STATES		606	
			201	
			276	
			23940	
			36373	
GOLO LIQUID PAINT				8212
LIQUID FILLERS AND PAINTS NOP	100 U KINGDOM	GAL 453	1744	8213
	335 GERMANY W	400	178	
	354 NETHRLNDS	45	381	
	376 SWITZRLND	90	147	
	400 U STATES	35627	161690	
SPIRIT VARNISHES AND LACQUERS	100 U KINGDOM	GAL 192	1283	8214
	335 GERMANY W	82	550	
	400 U STATES	9246	37657	
STAINS AND OXIDES	100 U KINGDOM	9520	39490	8215
	400 U STATES	LB 1650	658	
VARNISHES LACQUERS JAPANS NOP	100 U KINGDOM	12086	15314	8216
	400 U STATES	13736	15972	
ALCOHOLIC PERFUMES UNDER 4 OZ	100 U KINGDOM	GAL 638	2602	8221
	231 HONG KONG	18452	58962	
	327 FRANCE	19090	61564	
	335 GERMANY W		759	
	344 ITALY		55	
	400 U STATES		19339	
			1953	
			395	
			8024	
			30525	
ALCOHOLIC PERFUMES OVER 4 OZ	327 FRANCE	GAL 35	2968	8222
	335 GERMANY W	5	134	
	400 U STATES	37	419	
PERFUMERY TOILET PREPARATIONS	100 U KINGDOM	77	3521	8224
	327 FRANCE		6133	
	335 GERMANY W		6496	
	344 ITALY		12945	
	354 NETHRLNDS		320	
	400 U STATES		7371	
			46627	
			79892	
CASTILE SOAP	400 U STATES	LB 925	395	8231
		925	395	

IMPORTS INTO CANADA FOR CONSUMPTION

Articles and Countries from which imported	MONTH OF JANUARY 1957		Class Number
	Quantities	Values (\$)	
COMMON OR LAUNDRY SOAP	LB		8232
400 U STATES	157500	22081	
	157500	22081	
LIQUID SOAP	LB		8234
400 U STATES	94391	24234	
	94391	24234	
SOAP POWDERS AND FLAKES	LB		8235
400 U STATES	612840	91453	
	612840	91453	
TOILET SOAP N O P			8236
100 U KINGDOM		2307	
335 GERMANY W		464	
372 SPAIN		94	
400 U STATES		8751	
		11616	
WHALE OIL SOAP	LB		8237
100 U KINGDOM	5600	317	
	5600	317	
SOAP N O P			8238
100 U KINGDOM		358	
376 SWITZRLNO		135	
400 U STATES		8884	
		9377	
ALUM IN BULK NOT CALCINEO	CWT		8251
100 U KINGDOM	160	554	
400 U STATES	786	2928	
	946	3482	
CHLORIDE OF ALUMINUM	CWT		8252
400 U STATES	1923	29845	
	1923	29845	
SULPHATE OF IRON COPPERAS	CWT		8253
100 U KINGDOM	200	460	
400 U STATES	1398	2148	
	1598	2608	
SULPHATE OF ALUMINA ALUM CAKE	CWT		8254
100 U KINGDOM	6000	9116	
400 U STATES	6170	11420	
	12170	20536	
AMMONIA NITRATE	LB		8261
400 U STATES	50000	2739	
	50000	2739	
SAL AMMDNIAC	LB		8262
335 GERMANY W	11000	382	
400 U STATES	10000	1447	
	21000	1829	
SAL AMMONIAC SKIMMINGS	LB		8263
400 U STATES	579	131	
	579	131	
AMMONIA COMPOUNDS N O P	LB		8264
100 U KINGDOM	18144	1080	
335 GERMANY W	18078	730	
400 U STATES	617307	16446	
	653529	18256	
AMMDNIA ANHYDRDUS	LB		8265
400 U STATES	2424992	89085	
	2424992	89085	
ANTIMONY SALTS TARTAR EMETIC	LB		8271
400 U STATES	2189	1448	
	2189	1448	
ARSENOUS OXIDE ARSEN SULPHIDE	LB		8273
COPPER SUBACETATE PRECIPITATE	LB		8274
COPPER SULPHATE	LB		8275
100 U KINGDOM	130000	14526	
400 U STATES	48674	6538	
	178674	21064	
TIN BICHLORIDE TIN CRYSTALS	LB		8277
400 U STATES	850	883	
	850	883	
ZINC CHLORIDE	LB		8278
100 U KINGDOM	2240	237	
400 U STATES	24509	2442	
	26749	2679	
ZINC SULPHATE	LB		8279
100 U KINGDOM	288464	11937	
306 BELGIUM	55000	3410	
335 GERMANY W	120000	3556	
400 U STATES	60000	2880	
	523464	21783	
BISMUTH SALTS			8291
LEAD ACETATE NOT GROUND	LB		8292
LEAO ARSENATE	LB		8293
LEAD NITRATE NOT GROUND	LB		8294
100 U KINGDOM	41440	6495	
400 U STATES	600	154	
	42040	6649	
COMPOUNDS OF TETRAETHYL LEAO	LB		8295
400 U STATES	530136	188523	
	530136	188523	
BROMINE	LB		8301
400 U STATES	1716	694	
	1716	694	

IMPORTS INTO CANADA FOR CONSUMPTION

Articles and Countries from which Imported	MONTH OF JANUARY 1957		Class Number
	Quantities	Values (\$)	
CHLORINE LIQUID CHLORINE GAS 400 U STATES	LB 6703260	191228	8303
	6703260	191228	
IODINE CRUDE 400 U STATES	LB 7768	8135	8304
	7768	8135	
IODIZED SALTS FOR ANIMALS 400 U STATES		547	8305
		547	
CALCIUM ARSENATE	LB		8311
CALCIUM CHLORIDE 400 U STATES	CWT 43925	64360	8315
	43925	64360	
CHLORIDE OF LIME 100 U KINGDOM 347 JAPAN 400 U STATES	CWT 38 44 986	160 607 9398	8316
	1068	10165	
CALCIUM MOLYBDATE 400 U STATES	LB 2000	3378	8318
	2000	3378	
CALCIUM COMPOS NOP EXC CITRATE 100 U KINGDOM 327 FRANCE 376 SWITZRLND 400 U STATES	LB 400 53 1100 406671	200 117 2530 41225	8319
	408224	44072	
CREAM OF TARTAR IN CRYSTALS 100 U KINGDOM 344 ITALY	LB 1120 10000	310 2703	8322
	11120	3013	
POTASH AND PEARL ASH 400 U STATES	LB 59425	4994	8323
	59425	4994	
POTASH BICARBONATE	LB		8325
POTASH BICHROMATE CRUDE 100 U KINGDOM 335 GERMANY W 400 U STATES	LB 3000 2204 46600	465 341 7807	8326
	51804	8613	
POTASH CAUSTIC 335 GERMANY W 375 SWEDEN 400 U STATES	LB 21825 500 694007	1893 118 28110	8327
	716332	30121	
POTASH CHLORATE GROUND 376 SWITZRLND	LB 10600	2557	8329
	10600	2557	
POTASH RED OR YELLOW PRUSSIAN 400 U STATES	LB 1330	693	8330
	1330	693	
POTASH NITRATE OR SALTPETRE 400 U STATES	LB 1350	363	8331
	1350	363	
POTASH COMPOUNDS N O P 100 U KINGDOM 400 U STATES	LB 1100 528899	358 63333	8332
	529999	63691	
CLEANING COMPOUNDS SODIUM BASE 400 U STATES	LB 1577729	178590	8337
	1577729	178590	
SODA BENZOATE 400 U STATES	LB 200	86	8338
	200	86	
SODA BROMIDE 400 U STATES	LB 310	282	8339
	310	282	
SODA CITRATE 400 U STATES	LB 4000	1235	8340
	4000	1235	
BAKING POWDER	LB		8341
BORAX 400 U STATES	LB 1928751	56602	8342
	1928751	56602	
GLAUBER SALTS 335 GERMANY W 400 U STATES	LB 7407 310400	914 5251	8343
	317807	6165	
SODA ARSENIATE BINARSENATE 100 U KINGDOM 400 U STATES	LB 11200 19600	1059 10174	8344
	30800	11233	
SODA ASH OR BARILLA 100 U KINGDOM 400 U STATES	LB 224000 23861460	3120 363306	8345
	24083460	366426	
SODA BICARBONATE 100 U KINGDOM 400 U STATES	LB 389000 1007380	6892 25888	8346
	1396380	32780	
SODA BICHROMATE 100 U KINGDOM 365 POLAND	LB 197000 6614	23827 625	8347

IMPORTS INTO CANADA FOR CONSUMPTION

Articles and Countries from which Imported	MONTH OF JANUARY 1957		Class Number
	Quantities	Values (\$)	
400 U STATES	367880	39710	
SODA BISULPHATE OR NITRE CAKE	571494	64162	
100 U KINGDOM	LB 10000	305	8348
400 U STATES	395880	9281	
SODA BISULPHITE	405880	9586	
100 U KINGDOM	LB 40600	2136	8349
SODA CAUSTIC IN PACKAGES	40600	2136	
375 SWEDEN	LB 1500	246	8350
400 U STATES	478609	22754	
SODA CAUSTIC IN SOLUTION	480109	23000	
400 U STATES	LB 22781311	280768	8352
SODA CHLORATE	22781311	280768	
SODIUM CYANIDE	LB		8353
100 U KINGDOM	LB 56800	7202	8354
400 U STATES	20000	3725	
SODIUM GLUTAMATE	76800	10927	
313 CHINA	LB		8355
400 U STATES	5000	4912	
SODA HYPOSULPHITE	4708	4618	
400 U STATES	9708	9530	
SODA NITRITE	LB		8356
100 U KINGDOM	24240	1170	
335 GERMANY W	24240	1170	
400 U STATES	LB 122520	5194	8357
SODA PEROXIDE	4409	198	
400 U STATES	2950	283	
SODA PHOSPHATE M O P	129879	5675	
400 U STATES	LB 96000	17138	8358
SODA PRUSSATE	96000	17138	
400 U STATES	LB 601991	54555	8359
SODA SAL	601991	54555	
SODA SILICATE	LB		8360
100 U KINGDOM	5000	703	
400 U STATES	5000	703	
SODA SULPHATE CRUDE SALT CAKE	LB		8361
400 U STATES	10000	326	
SODA SULPHIDE	531268	25274	
400 U STATES	541268	25600	
SODA SULPHITE	LB 2622484	23881	8362
400 U STATES	2622484	23881	
SODIUM COMPOUNDS M O P	LB		8363
100 U KINGDOM	154750	8087	
335 GERMANY W	154750	8087	
372 SPAIN	LB 390580	12989	8364
400 U STATES	390580	12989	
SODA PHOSPHATE DISODIUM	LB 110819	17844	8365
400 U STATES	8000	581	
SODA PHOSPHATE TRISODIUM	8000	581	
400 U STATES	LB 72100	3976	8366
SODA FLUORIDE	72100	3976	
100 U KINGDOM	LB 2096	293	8367
400 U STATES	400	61	
SODA ANTIMONATE	2496	354	
400 U STATES	LB 40000	10422	8368
ACID PHOSPHATE NOT MEDICINAL	40000	10422	
400 U STATES	LB 244760	21722	8369
BARIUM PEROXIDE	244760	21722	
HYDROGEN PEROXIDES IN SOLUTION	LB		8370
400 U STATES	193660	37889	
MAGNESIUM CARBONATE	193660	37889	
400 U STATES	LB 4950	520	8371
MAGNESIUM SALTS COMPOUNDS NOP	4950	520	
100 U KINGDOM	LB 4800	4807	8372
335 GERMANY W	10912	172	
400 U STATES	1658894	34903	
MAGNESIUM SULPHATE EPSOM SALTS	1674606	39882	
100 U KINGDOM	LB 788	175	8373
335 GERMANY W	145600	1402	

IMPORTS INTO CANADA FOR CONSUMPTION

Articles and Countries from which Imported		MONTH OF JANUARY 1957		Class Number
		Quantities	Values (\$)	
MERCURY SALTS	400 U STATES	189000	3874	8377
		335388	5451	
PHOSPHORUS AND COMPOUNDS N O P	100 U KINGDOM		6233	8378
	400 U STATES		548	
RADIUM			6781	8379
	400 U STATES	LB 27182	4647	
MOLYBDENUM OXIDE			4647	8380
	400 U STATES	LB	3271	
ETHYL CHLORIDE			2747	8388
	400 U STATES		524	
ACETONE			14123	8389
	400 U STATES	LB	14123	
ETHYLENE DICHLORIDE			126247	8390
	400 U STATES	LB	126247	
AMYL ACETATE			270	8391
	400 U STATES		270	
BLACKING SHOE LEATHER DRESSING			102	8392
	100 U KINGDOM		102	
BLUEING LAUNORY			3632	8393
	400 U STATES		77756	
CAMPHOR NATURAL OR SYNTHETIC			81388	8394
	393 TAIWAN		2810	
CARBON BISULPHIDE N O P			878	8395
	400 U STATES	LB	3688	
CARBON TETRACHLORIDE			381	8396
	400 U STATES		4414	
CHLOROFORM			2996	8397
	400 U STATES		5414	
CYANIDE OF POTASSIUM			3377	8398
	100 U KINGDOM	LB		
ETHYLENE GLYCOL FOR ANTIFREEZE			4600	8399
	400 U STATES		700	
ETHYLENE GLYCOL N O P			4897	8400
	400 U STATES	LB		
FORMALDEHYDE			21037	8401
	400 U STATES		21037	
GLYCERINE CRUOE			53724	8402
	400 U STATES	LB	53724	
GLYCERINE FOR EXPLOSIVES			11379	8403
	100 U KINGDOM		20619	
GLYCERINE N O P			31998	8404
	400 U STATES	LB	12452	
INK PRINTING			12452	8405
	100 U KINGDOM	LB	15631	
INK ROTOGRAVURE			556	8406
	318 DENMARK		3110	
INK WRITING			74766	8407
	335 GERMANY W		94063	
NAPHTHALENE FLAKES AND BALLS			18037	8408
	400 U STATES	LB	18037	
NITROUS ETHER			7246	8409
	400 U STATES		7246	
CHEMICALS FOR SYNTHETIC RESINS			57	8410
	100 U KINGDOM	GAL	57	
SULPHURIC ETHER			21366	8411
	400 U STATES	LB	21366	
THEOBROMINE DIMETHYL SULPHATE			157	8412
	100 U KINGDOM		8763	
POLISH KNIFE OR OTHER N O P			8920	8413
	335 GERMANY W	LB	3292	
			2579	

IMPORTS INTO CANADA FOR CONSUMPTION

Articles and Countries from which Imported	MONTH OF JANUARY 1957		Class Number
	Quantities	Values (\$)	
375 SWEDEN		545	
400 U STATES		54685	
VANILLIN		61101	8414
	LB		
100 U KINGDOM	550	2308	
400 U STATES	150	400	
	700	2708	
ALL OTHER DRUGS CHEMICALS NOP			8415
100 U KINGDOM		238463	
231 HONG KONG		5765	
236 NEW ZEAL		3394	
306 BELGIUM		1211	
317 CZECHO S		1035	
327 FRANCE		51779	
335 GERMANY W		51655	
344 ITALY		76	
347 JAPAN		2863	
352 MEXICO		1543	
354 NETHRLNDS		6308	
375 SWEDEN		647	
376 SWITZRLND		16443	
400 U STATES		4416866	
		4798048	
PHTHALIC ANHYDRIDE	LB		8416
306 BELGIUM	55120	8014	
335 GERMANY W	29121	4778	
344 ITALY	51530	7860	
365 POLAND	110200	14900	
400 U STATES	25040	5074	
	271011	40626	
MATERIALS NOP FOR PLASTICS			8422
335 GERMANY W		11175	
354 NETHRLNDS		2249	
400 U STATES		711796	
		725220	
CASINGS SYNTHETIC FOR MEATS	LB		8423
335 GERMANY W	708	1626	
400 U STATES	17088	22168	
	17796	23794	
TUNGSTEN CARBIDE IN TUBES			8425
400 U STATES		6987	
		6987	
BUTADIENE			8428
400 U STATES		587088	
		587088	
ETHYL BENZENE	GAL		8429
GASOLINE ANTI OXIDANTS	LB		8430
400 U STATES	76910	50975	
	76910	50975	
SYNTHETIC RESIN GLUE	LB		8431
100 U KINGDOM	200	107	
335 GERMANY W	2306	1383	
400 U STATES	213193	53293	
	215699	54783	
RIBOFLAVIN			8432
376 SWITZRLND		4601	
400 U STATES		18128	
		22729	
YEAST DEAD OR INACTIVE	LB		8433
400 U STATES	34079	8031	
	34079	8031	
CATALYSTS PETROLEUM REFINING			8434
400 U STATES		252277	
		252277	
FATTY ALCOHOLS			8435
335 GERMANY W		2814	
400 U STATES		76062	
		78876	
MATERIALS NOP FOR CHROM OXIDE			8436
FLUORESCENT COATING OR POWDER	LB		8437
400 U STATES	12034	46753	
	12034	46753	
CELLULOSE ESTERS NO ADMIXTURE			8500
400 U STATES		188203	
		188203	
CELLULOSE COMPS MOULDING ETC			8530
400 U STATES		121931	
		121931	
CELLULOSE PLASTICS FOAMD EXPNO			8550
318 DENMARK		144	
335 GERMANY W		53	
400 U STATES		243	
		440	
CELLULOSE COMPOUNDS N O P			8570
400 U STATES		7697	
		7697	
CELLULOSE PLASTIC PRIM SHAPES			8600
100 U KINGDOM		2314	
344 ITALY		1196	
376 SWITZRLND		843	
400 U STATES		138779	
		143132	
CELLUL PLAST SHAPES REINFORCED			8630
100 U KINGDOM		2537	

IMPORTS INTO CANADA FOR CONSUMPTION

Articles and Countries from which Imported	MONTH OF JANUARY 1957		Class Number
	Quantities	Values (\$)	
400 U STATES		36036	
LAMINATO MOULDED CELL PLASTICS		38573	8650
100 U KINGDOM		3392	
400 U STATES		40559	
CELL NITRATE ENGRAVING SHEETS		43951	8670
100 U KINGDOM		336	
335 GERMANY W		2767	
400 U STATES		1526	
MFRS OF CELLULOSE PLASTICS NOP		4629	8700
100 U KINGDOM		21214	
231 HONG KONG		219	
322 EGYPT		176	
335 GERMANY W		866	
347 JAPAN		612	
354 NETHRLNDS		170	
375 SWEDEN		50	
400 U STATES		118983	
MFRS OF REGEN CELLULOSE NOP		142290	8720
100 U KINGDOM		55037	
231 HONG KONG		122	
335 GERMANY W		679	
359 NORWAY		120	
400 U STATES		117453	
SYNTHETIC RESINS NO ADMIXTURE		173411	8750
100 U KINGDOM		6870	
335 GERMANY W		10717	
376 SWITZRLND		142	
400 U STATES		1703786	
SYNTHETIC RESINS IN SOLUTIONS		1721515	8770
335 GERMANY W		389	
400 U STATES		333369	
SYNTH RESIN COMPD S MOULONG ETC		333758	8800
100 U KINGDOM		16382	
335 GERMANY W		502	
344 ITALY		1458	
400 U STATES		336040	
SYNTH RESINS FOAMED EXPANDED		354382	8830
335 GERMANY W		15016	
400 U STATES		65083	
SYNTH RESIN COMPOSITIONS NOP		80099	8850
400 U STATES		174998	
SYNT OR PROT PLAST PRIM SHAPES		174998	8870
100 U KINGDOM		84885	
335 GERMANY W		16975	
347 JAPAN		625	
400 U STATES		809161	
SYNTH RESIN SHAPES REINFORCED		911646	8900
400 U STATES		114729	
LAMIN PLASTICS SYN RES BONDED		114729	8930
100 U KINGDOM		3496	
400 U STATES		56924	
MFRS OF SYNT RES OR PROT PLAST		60420	8950
100 U KINGDOM		23748	
231 HONG KONG		435	
305 AUSTRIA		789	
306 BELGIUM		67	
318 DENMARK		131	
327 FRANCE		2107	
335 GERMANY W		5633	
344 ITALY		1476	
347 JAPAN		621	
354 NETHRLNDS		100	
375 SWEDEN		490	
376 SWITZRLND		212	
384 P RICO		6042	
400 U STATES		1038821	
		1080672	

IMPORTS INTO CANADA FOR CONSUMPTION

Articles and Countries from which Imported	MONTH OF JANUARY 1957		Class Number
	Quantities	Values (\$)	
<u>GROUP 9</u>			
<u>MISCELLANEOUS COMMODITIES</u>			
FILM FOR REPRODUCTION	FEET		9000
100 U KINGDOM	32988	1581	
400 U STATES	416606	21351	
	449594	22932	
BAGATELLE OR OTHER GAME BOARDS			9001
100 U KINGDOM		2088	
335 GERMANY W		55	
400 U STATES		43686	
		45829	
BALLS CUES CUE RACKS CUE TIPS			9002
100 U KINGDOM		1777	
327 FRANCE		1114	
335 GERMANY W		335	
400 U STATES		809	
		4035	
BILLIARD TABLES	NO		9003
100 U KINGDOM	1	182	
400 U STATES	2	241	
	3	423	
BALLS TENNIS	DOZ		9004
100 U KINGDOM	50	108	
	50	108	
BALLS ALL KINDS NOP FOR SPORTS			9005
100 U KINGDOM		3401	
215 INDIA		173	
306 BELGIUM		866	
400 U STATES		9947	
		14387	
FILMS X RAY			9006
100 U KINGDOM		51769	
306 BELGIUM		68740	
400 U STATES		161402	
		281911	
GUN COVERS GAME BAGS			9007
347 JAPAN		316	
400 U STATES		451	
		767	
CRICKET BATS BALLS GLOVES			9008
100 U KINGDOM		754	
		754	
DOLLS			9009
100 U KINGDOM		381	
224 JAMAICA		237	
231 HONG KONG		3276	
327 FRANCE		59	
344 ITALY		3293	
347 JAPAN		5234	
365 POLAND		237	
400 U STATES		5190	
		17907	
FILMS PHOTOGRAPHERS			9010
100 U KINGDOM		27360	
306 BELGIUM		23443	
335 GERMANY W		540	
400 U STATES		332895	
		384238	
FILMS CINEMATOGRAPH POSITIVES	FEET		9011
100 U KINGDOM	413304	30495	
234 AUSTRALIA	2940	777	
322 EGYPT	4700	312	
327 FRANCE	795293	42566	
335 GERMANY W	10534	531	
340 HUNGARY	4080	326	
344 ITALY	36466	2918	
347 JAPAN	890	71	
354 NETHRLNDS	689	55	
376 SWITZRLND	25590	538	
380 USSR	63894	3977	
400 U STATES	5854766	431909	
	7213146	514475	
FILMS FOR AERIAL PHOTOGRAPHY			9012
400 U STATES		374	
		374	
FISHING RODS			9013
100 U KINGDOM		3523	
347 JAPAN		19385	
375 SWEDEN		351	
400 U STATES		57635	
		80894	
GOLF CLUBS AND FINISHED PARTS			9014
100 U KINGDOM		2555	
400 U STATES		16186	
		18741	
MECHANICAL TOYS OF METAL			9016
100 U KINGDOM		2630	
231 HONG KONG		1450	
335 GERMANY W		380	
347 JAPAN		36444	
400 U STATES		11501	
		52405	

IMPORTS INTO CANADA FOR CONSUMPTION

Articles and Countries from which Imported	MONTH OF JANUARY 1957		Class Number
	Quantities	Values (\$)	
METAL JUVENILE CONSTR SETS			9017
TOYS OF ALL KINDS N O P			9018
100 U KINGDOM		53725	
231 HONG KONG		9563	
234 AUSTRALIA		169	
305 AUSTRIA		100	
317 CZECHOS		546	
318 DENMARK		6363	
335 GERMANY W		4813	
344 ITALY		913	
347 JAPAN		86876	
352 MEXICO		87	
354 NETHRLNDS		2478	
372 SPAIN		102	
375 SWEDEN		1532	
376 SWITZRLND		79	
390 GERMANY E		2240	
400 U STATES		149110	
		318696	
SPORTSMENS FISHING TACKLE NOP			9019
100 U KINGDOM		33869	
231 HONG KONG		2083	
234 AUSTRALIA		589	
327 FRANCE		23048	
335 GERMANY W		2441	
347 JAPAN		23702	
359 NORWAY		10928	
372 SPAIN		140	
375 SWEDEN		13410	
376 SWITZRLND		1131	
400 U STATES		369883	
		481224	
FILMS CINEMATOGRAPH NEGATIVE			9020
306 BELGIUM		77	
400 U STATES		15970	
		16047	
BRUSHES ARTISTS			9021
100 U KINGDOM		3283	
327 FRANCE		368	
335 GERMANY W		2506	
347 JAPAN		645	
400 U STATES		3712	
		10514	
BRUSHES PAINT AND VARNISH			9022
100 U KINGDOM		26818	
335 GERMANY W		271	
400 U STATES		1227	
		28316	
BRUSHES TOOTH	DOZ		9023
100 U KINGDOM	2689	2282	
231 HONG KONG	3900	1061	
335 GERMANY W	35	50	
400 U STATES	4537	4726	
	11161	8119	
BRUSHES TOILET N O P			9024
100 U KINGDOM		7353	
306 BELGIUM		154	
317 CZECHOS		143	
327 FRANCE		5538	
335 GERMANY W		3267	
347 JAPAN		705	
354 NETHRLNDS		89	
400 U STATES		7765	
		25014	
BRUSHES ALL OTHER N O P			9025
100 U KINGDOM		16899	
317 CZECHOS		345	
335 GERMANY W		2112	
340 HUNGARY		50	
347 JAPAN		1537	
400 U STATES		39816	
		60759	
PACKAGES CONTAINING GOODS			9030
100 U KINGDOM		287458	
203 B E AFR		155	
207 UN SO AFR		2263	
208 BSA OTHER		24	
215 INDIA		1407	
216 PAKISTAN		112	
217 CEYLON		2993	
218 MALAYA		161	
221 B GUIANA		825	
223 BARBADOS		1642	
224 JAMAICA		1355	
225 TRINIDAO		1045	
231 HONG KONG		20267	
232 MALTA		245	
234 AUSTRALIA		4925	
236 NEW ZEAL		30	
304 ARGENTINA		4306	
305 AUSTRIA		804	
306 BELGIUM		8682	
307 BEL CONGO		84	
309 BRAZIL		2514	
313 CHINA		2271	

IMPORTS INTO CANADA FOR CONSUMPTION

Articles and Countries from which Imported	MONTH OF JANUARY 1957		Class Number
	Quantities	Values (\$)	
314 COLOMBIA		152	
315 C R I C A		10	
316 CUBA		219	
317 CZECHO S		10159	
318 DENMARK		2284	
326 FINLAND		123	
327 FRANCE		16021	
328 FR AFRICA		257	
335 GERMANY W		43620	
336 GREECE		178	
337 GUATEMALA		297	
338 HAITI		2	
340 HUNGARY		52	
344 ITALY		7237	
347 JAPAN		108204	
352 MEXICO		2190	
354 NETHRLNDS		12107	
359 NORWAY		128	
360 ISRAEL		819	
365 POLAND		2474	
366 PORTUGAL		1478	
367 AZORES		13	
372 SPAIN		3752	
375 SWEDEN		8172	
376 SWITZRLND		8074	
384 P R I C O		1089	
386 URUGUAY		3324	
388 YUGO SLAV		64	
389 IRELAND		158	
390 GERMANY E		730	
400 U STATES		243521	
		820476	
ORTHOPEDIC BRACES AND PARTS			9050
100 U KINGDOM		132	
400 U STATES		8287	
		8419	
EFFECTS LEFT BY BEQUEST			9051
100 U KINGDOM		6909	
207 UN SO AFR		55	
234 AUSTRALIA		80	
318 DENMARK		210	
326 FINLAND		50	
335 GERMANY W		2000	
354 NETHRLNDS		300	
359 NORWAY		155	
389 IRELAND		1000	
400 U STATES		20115	
		30874	
APPLIANCES BOOTS FOR CRIPPLES			9052
400 U STATES		337	
		337	
ARTIFICIAL LIMBS AND PARTS			9053
100 U KINGDOM		1463	
400 U STATES		9142	
		10605	
BEAD ORNAMENTS			9055
400 U STATES		454	
		454	
BELTS N D P			9056
100 U KINGDOM		311	
231 HONG KONG		1407	
352 MEXICO		170	
376 SWITZRLND		87	
400 U STATES		9709	
		11684	
BLINDS NOT TEXTILE OR PAPER			9057
347 JAPAN		14270	
400 U STATES		195	
		14465	
BOOT SHOE SHIRT STAY LACES			9058
100 U KINGDOM		431	
347 JAPAN		1325	
400 U STATES		786	
		2542	
BOOTS SHOES AND SLIPPERS FELT	PAIR		9059
400 U STATES	94	186	
	94	186	
BOOTS SHOES AND SLIPPERS N O P	PAIR		9060
100 U KINGDOM	332	802	
231 HONG KONG	12591	4011	
335 GERMANY W	44	184	
338 HAITI	1080	2084	
344 ITALY	2264	3762	
347 JAPAN	1875	832	
363 PERU	54	103	
390 GERMANY E	24575	13516	
400 U STATES	34869	50051	
	77684	75345	
BROOMS AND WHISKS			9061
344 ITALY		353	
365 POLAND		4563	
400 U STATES		2726	
		7642	
BUTTONS SHOE PAPIER MACHE			9062

IMPORTS INTO CANADA FOR CONSUMPTION

Articles and Countries from which Imported	MONTH OF JANUARY 1957		Class Number
	Quantities	Values (\$)	
BUTTONS SHOE N O P			9063
344 ITALY		125	
400 U STATES		3694	
		3819	
BUTTONS VEGETABLE IVORY	GRASS		9064
BUTTONS COLLAR AND CUFF	GRASS		9065
100 U KINGDOM	20	208	
305 AUSTRIA	54	2339	
335 GERMANY W	79	3739	
347 JAPAN	40	272	
352 MEXICO	1	108	
400 U STATES	1157	31858	
	1351	38524	
BUTTONS N O P	GRASS		9066
100 U KINGDOM	1190	3379	
305 AUSTRIA	182	179	
317 CZECHO S	6587	1956	
318 DENMARK	10	172	
335 GERMANY W	3363	4897	
344 ITALY	30	97	
347 JAPAN	41979	21214	
354 NETHRLNDS	301	724	
400 U STATES	75196	76834	
	128838	109452	
CASES BOXES DESKS FANCY			9067
100 U KINGDOM		7401	
231 HONG KONG		288	
306 BELGIUM		515	
327 FRANCE		460	
335 GERMANY W		4145	
344 ITALY		616	
347 JAPAN		4983	
352 MEXICO		115	
400 U STATES		80494	
		99017	
CHARITABLE DONATIONS			9068
400 U STATES		2290	
		2290	
COMBS TOILET DRESSING FANCY			9069
100 U KINGDOM		1270	
305 AUSTRIA		1452	
400 U STATES		6752	
		11474	
APPLIANCES FOR THE DEAF PARTS			9070
318 DENMARK		365	
335 GERMANY W		136	
354 NETHRLNDS		85	
400 U STATES		171456	
		172042	
FANS			9071
347 JAPAN		355	
400 U STATES		118	
		473	
INSOLES OF ALL KINDS			9072
100 U KINGDOM		6735	
335 GERMANY W		96	
400 U STATES		1882	
		8713	
JEWELLERY N O P			9073
100 U KINGDOM		5701	
215 INDIA		391	
231 HONG KONG		1110	
305 AUSTRIA		19747	
317 CZECHO S		1096	
318 DENMARK		266	
322 EGYPT		420	
327 FRANCE		1083	
335 GERMANY W		110316	
344 ITALY		2430	
347 JAPAN		32300	
352 MEXICO		887	
371 THAILAND		248	
372 SPAIN		184	
376 SWITZRLND		557	
383 HAWAII		184	
400 U STATES		214872	
		391792	
MATS DOOR OR CARRIAGE N O P			9074
400 U STATES		76	
		76	
MATTRESSES			9075
100 U KINGDOM		16850	
335 GERMANY W		257	
400 U STATES		2319	
		19426	
PICTURE AND PHOTOGRAPH FRAMES			9076
100 U KINGDOM		1424	
231 HONG KONG		61	
335 GERMANY W		429	
344 ITALY		2597	
347 JAPAN		5475	
352 MEXICO		57	
354 NETHRLNDS		659	
372 SPAIN		283	
400 U STATES		12085	
		23070	

IMPORTS INTO CANADA FOR CONSUMPTION

Articles and Countries from which Imported	MONTH OF JANUARY 1957		Class Number
	Quantities	Values (\$)	
POCKET BOOKS PORTFOLIOS PURSES			9077
100 U KINGDOM		26026	
224 JAMAICA		76	
231 HONG KONG		4811	
305 AUSTRIA		103	
306 BELGIUM		3613	
327 FRANCE		3636	
335 GERMANY W		16510	
344 ITALY		11533	
347 JAPAN		16325	
352 MEXICO		1334	
365 POLAND		1333	
372 SPAIN		527	
376 SWITZRLND		457	
384 P RICO		846	
400 U STATES		198224	
		285424	
REFRIGERATORS ELECTRIC N O P	NO		9078
100 U KINGDOM	339	26338	
400 U STATES	4857	1038422	
	5196	1064837	
REFRIGERATORS N O P	NO		9079
100 U KINGDOM	1	52	
400 U STATES	107	20223	
	108	20275	
REGALIA AND BADGES			9080
100 U KINGDOM		6734	
215 INDIA		329	
216 PAKISTAN		766	
305 AUSTRIA		162	
335 GERMANY W		882	
347 JAPAN		112	
400 U STATES		8339	
		17324	
SHADES LAMP N O P SHADE HOLDERS			9081
100 U KINGDOM		452	
335 GERMANY W		816	
400 U STATES		8122	
		9397	
SPECTACLE FRAMES AND PARTS N O P			9082
100 U KINGDOM		597	
305 AUSTRIA		325	
327 FRANCE		8157	
335 GERMANY W		11364	
344 ITALY		208	
347 JAPAN		2306	
400 U STATES		198679	
		221636	
PARTS FOR SPECTACLE FRAMES			9083
400 U STATES		39671	
		39671	
TOBACCO PIPES SMOKERS SETS			9084
100 U KINGDOM		6797	
231 HONG KONG		61	
305 AUSTRIA		229	
327 FRANCE		4598	
344 ITALY		4048	
400 U STATES		7458	
		23191	
TOBACCO POUCHES CIGARETTE CASE			9085
100 U KINGDOM		779	
317 CZECHO S		374	
335 GERMANY W		77	
354 NETHRLNDS		120	
372 SPAIN		126	
376 SWITZRLND		150	
400 U STATES		130	
		1756	
TOILET AND MANICURE SETS			9086
100 U KINGDOM		219	
335 GERMANY W		3584	
400 U STATES		349	
		4152	
TRUNKS AND VALISES			9087
100 U KINGDOM		12668	
231 HONG KONG		738	
335 GERMANY W		1173	
347 JAPAN		390	
354 NETHRLNDS		1187	
375 SWEDEN		2347	
400 U STATES		91453	
		109956	
UMBRELLAS PARASOLS SUNSHADES			9088
100 U KINGDOM		536	
327 FRANCE		115	
335 GERMANY W		1350	
344 ITALY		767	
347 JAPAN		505	
400 U STATES		2706	
		5279	
WINDOW SHADE OR BLIND ROLLERS			9090
375 SWEDEN		1770	
400 U STATES		3013	
		4783	
REFRIGERATOR PARTS			9091
100 U KINGDOM		63418	

IMPORTS INTO CANADA FOR CONSUMPTION

Articles and Countries from which Imported	MONTH OF JANUARY 1957		Class Number
	Quantities	Values (\$)	
400 U STATES		1136354	
HOME OR FARM FREEZERS ELECTRIC	NO	1199772	9092
400 U STATES	2046	359339	
MINERAL MEDICINAL AERATED WATER	2046	359339	9103
400 U STATES		159	
ACCORDIONS CONCERTINAS MELODEONS	NO	159	9110
100 U KINGDOM	1	149	
335 GERMANY, W	618	10992	
344 ITALY	1027	45317	
376 SWITZRLND	71	661	
400 U STATES	51	4207	
	1768	61326	
BRASS BAND INSTRUMENTS			9111
100 U KINGDOM		26514	
306 BELGIUM		86	
317 CZECHO S		2400	
327 FRANCE		10800	
335 GERMANY W		2193	
344 ITALY		3230	
354 NETHRLNDS		1407	
400 U STATES		20317	
		66947	
HARPS	NO		9113
400 U STATES	1	264	
	1	264	
CABINET ORGANS	NO		9114
335 GERMANY W	1	195	
347 JAPAN	1	97	
400 U STATES	2	440	
	4	732	
PIPE ORGANS	NO		9115
ORGAN PARTS N O P			9116
335 GERMANY W		190	
400 U STATES		16487	
		16677	
PIANOS	NO		9117
100 U KINGDOM	36	11347	
236 NEW ZEAL	1	600	
335 GERMANY W	1	737	
400 U STATES	98	27069	
	136	39753	
PIANO PARTS N D P			9118
100 U KINGDOM		2954	
400 U STATES		14693	
		17647	
PIANO AND ORGAN PARTS FOR MFR			9119
PHONOGRAPHS GRAMOPHONES N O P			9120
100 U KINGDOM		5443	
335 GERMANY W		2731	
347 JAPAN		1332	
354 NETHRLNDS		2052	
376 SWITZRLND		569	
400 U STATES		108783	
		120910	
PHONOGRAPH RECORDS	NO		9121
100 U KINGDOM	16934	14740	
317 CZECHO S	435	266	
327 FRANCE	17464	16893	
335 GERMANY W	7740	5385	
340 HUNGARY	3632	1299	
344 ITALY	932	590	
347 JAPAN	832	385	
365 POLAND	20	80	
375 SWEDEN	147	55	
376 SWITZRLND	165	198	
388 YUGO SLAV	60	81	
400 U STATES	225564	104293	
	273925	144265	
OTHER MUSICAL INSTRUMENTS			9122
100 U KINGDOM		1234	
317 CZECHO S		1033	
327 FRANCE		379	
335 GERMANY W		20626	
344 ITALY		1441	
347 JAPAN		4091	
352 MEXICO		233	
376 SWITZRLND		2853	
390 GERMANY E		280	
400 U STATES		152001	
		184171	
MUSICAL INSTRUMENT STRINGS			9123
335 GERMANY W		921	
400 U STATES		6738	
		7659	
PHONOGRAPHS COIN OPERATED	NO		9124
400 U STATES	156	88676	
	156	88676	
PHOTOFLASH LAMPS	NO		9127
400 U STATES	37140	2807	
	37140	2807	

IMPORTS INTO CANADA FOR CONSUMPTION

Articles and Countries from which Imported	MONTH OF JANUARY 1957		Class Number
	Quantities	Values (\$)	
PHOTOGRAPHIC ACCESSORIES PARTS			9128
100 U KINGDOM		3000	
305 AUSTRIA		1532	
317 CZECHO S		381	
335 GERMANY W		38493	
344 ITALY		669	
347 JAPAN		19348	
375 SWEDEN		2813	
400 U STATES		380462	
		446698	
THERMOMETERS			9129
100 U KINGDOM		5080	
335 GERMANY W		1771	
347 JAPAN		116	
376 SWITZRLND		689	
390 GERMANY E		3633	
400 U STATES		82927	
		94216	
APPARATUS X RAY			9130
100 U KINGDOM		860	
318 DENMARK		3290	
335 GERMANY W		1917	
354 NETHRLNDS		8895	
375 SWEDEN		6421	
400 U STATES		295509	
		316892	
ARTIFICIAL LARYNX			9131
BOTANICAL SPECIMENS			9132
100 U KINGDOM		1257	
215 INDIA		837	
347 JAPAN		160	
400 U STATES		3572	
		5826	
OLD COINS STAMPS TROPHIES			9133
100 U KINGDOM		137	
327 FRANCE		437	
354 NETHRLNDS		67	
358 NICARAGUA		171	
400 U STATES		12339	
		13151	
CAMERAS AND CAMERA PARTS N O P			9134
100 U KINGDOM		1164	
231 HONG KONG		118	
305 AUSTRIA		9312	
317 CZECHO S		2370	
327 FRANCE		693	
335 GERMANY W		122795	
347 JAPAN		45447	
376 SWITZRLND		17916	
390 GERMANY E		1181	
400 U STATES		157617	
		358613	
CAMERA PARTS UNFINISHED			9135
400 U STATES		2936	
		2936	
CAMERA LENSES AND SHUTTERS			9136
327 FRANCE		2565	
335 GERMANY W		2870	
400 U STATES		12237	
		17672	
COLLECTIONS OF ANTIQUITIES			9137
100 U KINGDOM		23594	
231 HONG KONG		1746	
305 AUSTRIA		4099	
327 FRANCE		549	
347 JAPAN		754	
383 HAWAII		70	
391 LEBANON		144	
400 U STATES		25759	
		56715	
CYCLOMETERS AND SPEEDOMETERS			9138
100 U KINGDOM		1125	
335 GERMANY W		1788	
400 U STATES		20634	
		23547	
GLOBES GEOGRAPHICAL			9139
100 U KINGDOM		578	
327 FRANCE		115	
347 JAPAN		108	
400 U STATES		8362	
		9163	
MODELS OF INVENTIONS			9140
354 NETHRLNDS		1089	
375 SWEDEN		196	
400 U STATES		18085	
		19370	
APPARATUS FOR INSTITUTIONS			9141
100 U KINGDOM		16638	
305 AUSTRIA		4130	
306 BELGIUM		75	
318 DENMARK		1257	
327 FRANCE		747	
335 GERMANY W		8373	
347 JAPAN		225	
376 SWITZRLND		419	

IMPORTS INTO CANADA FOR CONSUMPTION

Articles and Countries from which imported	MONTH OF JANUARY 1957		Class Number
	Quantities	Values (\$)	
400 U STATES		492687	
OPERATING ROOM EQUIPMENT		524551	9142
100 U KINGDOM		1115	
335 GERMANY W		792	
347 JAPAN		1255	
400 U STATES		320816	
DENTAL INSTRUMENTS		323978	9143
100 U KINGDOM		19472	
305 AUSTRIA		1306	
335 GERMANY W		13411	
344 ITALY		799	
347 JAPAN		2266	
376 SWITZRLND		7273	
400 U STATES		114640	
SURGICAL TRUSSES AND SUPPORTS		159167	9144
100 U KINGDOM		113	
400 U STATES		1900	
ARTICLES FOR THE BLIND		2013	9145
376 SWITZRLND		193	
400 U STATES		760	
OPTICAL AND PHILOSOPHICAL INST		953	9146
100 U KINGDOM		26005	
305 AUSTRIA		53	
306 BELGIUM		61	
318 DENMARK		540	
327 FRANCE		1151	
335 GERMANY W		10765	
344 ITALY		593	
347 JAPAN		70095	
375 SWEDEN		709	
376 SWITZRLND		1760	
400 U STATES		270549	
EDUCATIONAL FILMS		382281	9148
100 U KINGDOM		2556	
327 FRANCE		185	
335 GERMANY W		1378	
347 JAPAN		50	
400 U STATES		75637	
CINEMATOGRAPH CAMERAS		79806	9149
327 FRANCE		140	
400 U STATES		12746	
SURGICAL INSTRUMENTS		12886	9150
100 U KINGDOM		21157	
305 AUSTRIA		105	
327 FRANCE		650	
335 GERMANY W		36752	
344 ITALY		1590	
347 JAPAN		11212	
375 SWEDEN		2516	
376 SWITZRLND		925	
390 GERMANY E		471	
400 U STATES		383070	
RACING SHELLS OR OARS	NO	458448	9151
BOATS OPEN PLEASURE	NO		9152
100 U KINGDOM	6	2374	
335 GERMANY W	3	365	
400 U STATES	137	27983	
LAUNCHES PLEASURE MOTIVE POWER	146	30722	9153
318 DENMARK	1	664	
400 U STATES	6	15274	
SHIPS AND VESSELS REPAIRS ON	7	15938	9155
334 ST PIERRE		1424	
400 U STATES		1615	
SHIPS FOREIGN BUILT COASTAL	NO	3039	9156
VESSELS FOREIGN BUILT N O P	NO		9157
100 U KINGDOM		14852	
400 U STATES		28988	
BUGGIES CUTTERS VEHICLES N O P		43840	9162
100 U KINGDOM	NO	55	
400 U STATES	220	17297	
CHILDRENS CARRIAGES AND PARTS	220	17352	9163
100 U KINGDOM	NO	640	
376 SWITZRLND	15	105	
400 U STATES	2	1091	
CHILDRENS SLEDS VEHICLES N O P	170	1836	9164
100 U KINGDOM	187	176	
400 U STATES		5955	
		6131	

IMPORTS INTO CANADA FOR CONSUMPTION

Articles and Countries from which Imported	MONTH OF JANUARY 1957		Class Number
	Quantities	Values (\$)	
SLEIGHS N O P AND PARTS 400 U STATES	NO 6	4066 4066	9165
WAGONS AND SLEDS FARM AND PTS 400 U STATES	NO 26	3630 3630	9166
WAGONS FREIGHT DRAYS AND PARTS 400 U STATES	NO -	92 92	9167
WHEELBARROWS HAND TRUCKS CARTS 100 U KINGDOM 400 U STATES	NO 3 4102	887 81100 81987	9168
TRUCKS AND CARS N O P 400 U STATES		13788 13788	9169
TRAILERS FOR MOTOR VEHICLES 100 U KINGDOM 400 U STATES	NO 1 448	1047 663045 664092	9170
AIRCRAFT NOT OVER 1500 LB WT 400 U STATES	NO 15 15	44479 44479	9171
AIRCRAFT 1501 TO 3000 LB WT 400 U STATES	NO 15 15	120387 120387	9172
AIRCRAFT 3001 TO 7500 LB WT 400 U STATES	NO 1 1	40470 40470	9173
AIRCRAFT OVER 7500 LB WEIGHT 400 U STATES	NO 2 2	221666 221666	9174
AIRCRAFT PTS EXCLUDING ENG PTS 100 U KINGDOM 231 HONG KONG 335 GERMANY W 347 JAPAN 352 MEXICO 375 SWEDEN 381 ALASKA 400 U STATES		406831 859 59 489 475 153 750 6059038 6468654	9175
PAINTINGS UNDER 20 DOLLARS 100 U KINGDOM 231 HONG KONG 305 AUSTRIA 327 FRANCE 344 ITALY 347 JAPAN 400 U STATES	NO 145 87 28 28 52 23 55 418	825 329 272 195 438 67 346 2472	9181
PAINTINGS 20 DOLLARS OR OVER 100 U KINGDOM 224 JAMAICA 231 HONG KONG 234 AUSTRALIA 305 AUSTRIA 306 BELGIUM 327 FRANCE 335 GERMANY W 344 ITALY 354 METHRLNDS 375 SWEDEN 376 SWITZRLND 400 U STATES		17942 56 89 600 2561 119 6648 150 3731 748 200 579 232594 266017	9182
STATUES AND STATUETTES N O P 100 U KINGDOM 215 INDIA 231 HONG KONG 305 AUSTRIA 318 DENMARK 335 GERMANY W 344 ITALY 347 JAPAN 375 SWEDEN 376 SWITZRLND 400 U STATES		2832 213 628 485 144 788 1124 8120 389 82 4035 18840	9183
PORCELAIN STATUES STATUETTES 100 U KINGDOM 231 HONG KONG 318 DENMARK 335 GERMANY W 344 ITALY 347 JAPAN 390 GERMANY E 400 U STATES		40503 184 564 548 605 30493 335 1036 74268	9184
SCULPTURES CANADIAN MODELS			9185
MATERIAL FOR HARD METAL COMPOS 234 AUSTRALIA 400 U STATES		370 56707 57077	9187

IMPORTS INTO CANADA FOR CONSUMPTION

Articles and Countries from which Imported	MONTH OF JANUARY 1957		Class Number
	Quantities	Values (\$)	
MATERIAL FOR FISHING EQUIPMENT			9189
MATERIALS FOR CYANIDE MFR			9190
ARTICLES FOR FERTILIZER MFR			9191
100 U KINGDOM		66	
400 U STATES		63298	
		63364	
ARTICLES FOR GOVERNOR GENERAL			9192
316 CUBA		92	
		92	
ARTICLES FOR CONSULS			9193
100 U KINGDOM		7737	
207 UN SO AFR		100	
215 INDIA		174	
236 NEW ZEAL		250	
304 ARGENTINA		156	
306 BELGIUM		2060	
317 CZECHO S		3589	
318 DENMARK		100	
326 FINLAND		82	
327 FRANCE		7451	
335 GERMANY W		3111	
344 ITALY		1203	
347 JAPAN		980	
354 NETHRLNDS		950	
355 INDONESIA		50	
359 NORWAY		500	
363 PERU		1500	
365 POLAND		3150	
375 SWEDEN		595	
380 USSR		150	
387 VENEZUELA		3000	
389 IRELAND		50	
400 U STATES		54341	
		91279	
CANADIAN GOODS RETURNED			9195
100 U KINGDOM		5208	
220 BERMUDA		5168	
224 JAMAICA		64	
225 TRINIDAD		170	
234 AUSTRALIA		5818	
236 NEW ZEAL		244	
327 FRANCE		71	
334 ST PIERRE		449	
336 GREECE		1627	
338 HAITI		5652	
339 HONDURAS		2511	
340 HUNGARY		200	
352 MEXICO		108	
353 MOROCCO		943	
364 PHIL		520	
375 SWEDEN		577	
376 SWITZRLND		207	
400 U STATES		413852	
		443382	
ARMS ETC BRITISH OR NATO CTYS			9196
100 U KINGDOM		388204	
306 BELGIUM		122	
318 DENMARK		4533	
327 FRANCE		1449	
335 GERMANY W		89565	
344 ITALY		3211	
347 JAPAN		5656	
353 MOROCCO		61	
354 NETHRLNDS		2629	
359 NORWAY		561	
371 THAILAND		8853	
372 SPAIN		2451	
375 SWEDEN		1032	
376 SWITZRLND		21730	
381 ALASKA		5011	
400 U STATES		1451904	
		1986972	
EXWAREHOUSED SHIPS STORES MOP			9197
100 U KINGDOM		3195	
221 B GUIANA		200	
327 FRANCE		548	
354 NETHRLNDS		508	
400 U STATES		5682	
		10133	
BATTERY JARS GLASS OR RUBBER			9199
400 U STATES		165670	
		165670	
CASUAL DONATIONS			9201
327 FRANCE		206	
335 GERMANY W		228	
359 NORWAY		451	
400 U STATES		37942	
		38827	
CORSET CLASPS STEELS WIRES			9202
100 U KINGDOM		283	
400 U STATES		905	
		1188	
FEATHERS FLOWERS ART FOR HATS			9204
305 AUSTRIA		289	

IMPORTS INTO CANADA FOR CONSUMPTION

Articles and Countries from which imported	MONTH OF JANUARY 1957		Class Number
	Quantities	Values (\$)	
317 CZECHOSLOVAKIA		2225	
327 FRANCE		4532	
335 GERMANY WEST		12011	
344 ITALY		479	
347 JAPAN		13754	
390 GERMANY EAST		14229	
400 U STATES		23096	
		70615	
LIFEBOATS LIFESAVING APPARATUS			9205
MINERS RESCUE APPLIANCES			9207
100 U KINGDOM		298	
327 FRANCE		1119	
335 GERMANY WEST		1091	
400 U STATES		174889	
		177397	
MATERIALS FOR TEXTILE PRINTING			9208
100 U KINGDOM		2535	
400 U STATES		12718	
		15253	
SALTS OF THORIUM OR CERIUM			9209
SPURS AND STILTS			9210
400 U STATES		256	
		256	
VACCINE AND PLASMA CONTAINERS			9212
400 U STATES		11418	
		11418	
GOODS FREE BY ORDER IN COUNCIL			9213
400 U STATES		7689	
		7689	
ARTICLES FOR MFR TOBACCO PIPES			9214
100 U KINGDOM		231	
400 U STATES		2100	
		2331	
SAFETY GLASS SHEET ADHESIVES			9215
400 U STATES		145301	
		145301	
TOURIST PURCHASES DUTY FREE			9228
100 U KINGDOM		67898	
203 BELGIUM		194	
215 INDIA		123	
216 PAKISTAN		15	
220 BERMUDA		4014	
221 B GUIANA		18	
222 B HONDURAS		389	
223 BARBADOS		461	
224 JAMAICA		2990	
225 TRINIDAD		2389	
227 BAHAMAS		3353	
228 LEEWARD ISLANDS		25	
231 HONG KONG		409	
234 AUSTRALIA		1819	
236 NEW ZEALAND		198	
305 AUSTRIA		349	
306 BELGIUM		335	
311 BURMA		55	
313 CHINA		101	
316 CUBA		616	
317 CZECHOSLOVAKIA		17	
318 DENMARK		899	
319 GREENLAND		1086	
320 DOM REPUBLIC		40	
326 FINLAND		45	
327 FRANCE		6541	
334 ST PIERRE		1259	
335 GERMANY WEST		10650	
337 GUATEMALA		43	
338 HAITI		241	
341 ICELAND		158	
342 IRAN		50	
344 ITALY		6594	
347 JAPAN		1174	
352 MEXICO		15052	
353 MOROCCO		41	
354 NETHERLANDS		4076	
357 NETHERLANDS		174	
360 ISRAEL		86	
365 POLAND		71	
366 PORTUGAL		18	
367 AZORES		1014	
372 SPAIN		210	
375 SWEDEN		454	
376 SWITZERLAND		612	
380 USSR		176	
382 VIRGIN ISLANDS		281	
383 HAWAII		8754	
384 PERU		19	
387 VENEZUELA		67	
389 IRELAND		385	
400 U STATES		2982484	
		3128522	
CARTRIDGES SHOT GUN SHELLS			9237
400 U STATES		145	
		145	

IMPORTS INTO CANADA FOR CONSUMPTION

Articles and Countries from which Imported	MONTH OF JANUARY 1957		Class Number
	Quantities	Values (\$)	
DEXTROSE SOLUTIONS THERAPEUTIC 400 U STATES		30 460	9 238
		30 460	
METALLIC CARTRIDGES AMMUNITION 100 U KINGDOM 326 FINLAND 335 GERMANY W 400 U STATES		442 176 1 391 1 533 3 542	9 239
BLACKBOARDS OF SLATE OR PAPER 335 GERMANY W 344 ITALY 400 U STATES		853 3 279 19 385 23 517	9 240
PRESENTATIONS FOR LIFE SAVING			9 241
BIOLOGICAL PRODUCTS N O P 100 U KINGDOM 234 AUSTRALIA 335 GERMANY W 376 SWITZRLND 400 U STATES		2 553 2 838 378 393 13 902 14 518	9 242
BASKETS OF ALL KINDS N O P 215 INDIA 231 HONG KONG 306 BELGIUM 327 FRANCE 335 GERMANY W 344 ITALY 347 JAPAN 352 MEXICO 367 AZORES 400 U STATES		178 198 1 090 529 415 200 4 027 1 549 130 12 124 20 440	9 243
COMMUNION SETS CHURCH ARTICLES 100 U KINGDOM 231 HONG KONG 306 BELGIUM 313 CHINA 317 CZECHO S 327 FRANCE 335 GERMANY W 344 ITALY 347 JAPAN 366 PORTUGAL 372 SPAIN 400 U STATES		2 199 389 165 744 5 306 2 387 3 693 4 122 16 017 272 64 38 449 132 395	9 244
CARTRIDGE CASES GUN WADS CAPS 335 GERMANY W 400 U STATES		249 39 727 39 976	9 246
AMMUNITION N O P 100 U KINGDOM 400 U STATES		167 5 341 5 508	9 247
ELECTRICAL ENERGY 400 U STATES	MKWH 2 6360 2 6360	1 06808 1 06808	9 249
ICE 400 U STATES		264 264	9 251
INCUBATORS BROODERS AND PARTS 400 U STATES	ND 5098 5098	1 58518 1 58518	9 252
IRON SAND PRESSURE BLASTING 100 U KINGDOM 400 U STATES		8242 78 217 86 459	9 253
BALL POINT PENS AND PARTS 100 U KINGDOM 335 GERMANY W 347 JAPAN 400 U STATES		84 1 382 213 18 251 18 419	9 254
ALABASTER SPAR AMBER ORNAMENTS 100 U KINGDOM 231 HONG KONG 317 CZECHO S 327 FRANCE 335 GERMANY W 344 ITALY 347 JAPAN 390 GERMANY E 400 U STATES		5 921 432 791 740 780 213 8 979 623 5 467 23 946	9 255
MACHINE CARD CLOTHING 100 U KINGDOM 400 U STATES		2 1071 1 1118 3 2189	9 256
PENCILS LEAD NON PROPELLING 100 U KINGDOM 335 GERMANY W 347 JAPAN 400 U STATES	GROSS 14 182 1 096 2 109 3 401	57 1 029 1 939 5 418 8 443	9 257

IMPORTS INTO CANADA FOR CONSUMPTION

Articles and Countries from which Imported	MONTH OF JANUARY 1957		Class Number
	Quantities	Values (\$)	
PENCILS LEAD N O P 335 GERMANY W 400 U STATES		2250 10449 12699	9258
PENS FOUNTAIN EXCPT BALL POINT 100 U KINGDOM 335 GERMANY W 347 JAPAN 400 U STATES		714 288 283 5963 7248	9259
PENS N O P PENHOLDERS RULERS 100 U KINGDOM 335 GERMANY W 400 U STATES		2988 385 10753 14126	9260
PRECIOUS STONES NOT MOUNTED 100 U KINGDOM 234 AUSTRALIA 305 AUSTRIA 317 CZECHO S 327 FRANCE 335 GERMANY W 344 ITALY 347 JAPAN 352 MEXICO 376 SWITZRLND 400 U STATES		11770 116 34129 8390 1096 16687 139 12993 2709 117 46144 134290	9262
PULLEYS BELT POWER TRANS NOP 100 U KINGDOM 354 NETHRLNDS 375 SWEDEN 400 U STATES		8330 428 87 93525 102370	9263
SETTLERS EFFECTS 100 U KINGDOM 205 RHOD NYAS 207 UN SO AFR 215 INDIA 216 PAKISTAN 217 CEYLON 218 MALAYA 220 BERMUDA 223 BARBADOS 224 JAMAICA 230 GIBRALTAR 231 HONG KONG 232 MALTA 234 AUSTRALIA 236 NEW ZEAL 304 ARGENTINA 305 AUSTRIA 306 BELGIUM 308 BOLIVIA 309 BRAZIL 312 CHILE 317 CZECHO S 318 DENMARK 322 EGYPT 326 FINLAND 327 FRANCE 328 FR AFRICA 335 GERMANY W 336 GREECE 340 HUNGARY 341 ICELAND 343 IRAQ 344 ITALY 347 JAPAN 352 MEXICO 353 MOROCCO 354 NETHRLNOS 357 NETH ANT 359 NORWAY 360 ISRAEL 364 PHIL 366 PORTUGAL 372 SPAIN 375 SWEDEN 376 SWITZRLND 379 TURKEY 388 YUGO SLAV 389 IRELAND 391 LEBANDN 392 SYRIA 400 U STATES		347605 162 1500 4495 5000 830 2000 550 800 120 6000 2420 1535 17055 2600 550 2690 6549 550 3000 125 1250 18090 1900 4310 27116 360 154016 7040 135824 2500 500 16417 3448 900 850 101179 307 6735 1060 2500 1400 300 6195 13676 717 300 3494 150 100 1178389 2097159	9264
SHOW CASES AND METAL PARTS 335 GERMANY W 400 U STATES		1030 19754 20784	9265
SIGNS LETTERS OTHER THAN PAPER 100 U KINGDOM 327 FRANCE 335 GERMANY W 375 SWEODEN		1337 136 69 272	9266

IMPORTS INTO CANADA FOR CONSUMPTION

Articles and Countries from which Imported	MONTH OF JANUARY 1957		Class Number
	Quantities	Values (\$)	
376 SWITZRLND		220	
400 U STATES		51292	
MEASURING RULES AND TAPES		53326	9267
100 U KINGDOM		9638	
317 CZECHO S		469	
335 GERMANY W		2998	
344 ITALY		1631	
347 JAPAN		85	
376 SWITZRLND		261	
400 U STATES		62031	
WASTE AND JUNK N O P		77113	
100 U KINGDOM	CWT 47	181	9269
400 U STATES		7249	
WAX VEGETABLE AND MINERAL N O P		16429	
100 U KINGDOM	LB 500	208	9270
309 BRAZIL	187793	135603	
335 GERMANY W		298	
352 MEXICO	23759	27908	
400 U STATES	53959	35485	
WAX AND MANUFACTURES N O P		266309	
100 U KINGDOM		1725	9271
335 GERMANY W		1731	
376 SWITZRLND		137	
400 U STATES		16959	
WHIPS AND PARTS		20552	
100 U KINGDOM		234	9272
400 U STATES		469	
WINDOW CORNICES CORNICE POLES		703	
UNENUMERATED ARTICLES			9273
SHIPMENTS UNDER 50 DOLLARS			9274
100 U KINGDOM		110752	9275
205 RHOD MYAS		2	
207 UM SO AFR		94	
208 BSA OTHER		48	
215 INDIA		253	
216 PAKISTAN		16	
217 CEYLON		46	
218 MALAYA		40	
219 BEI OTHER		2	
220 BERMUDA		107	
221 B GUIANA		129	
222 B HONO		11	
223 BARBADOS		21	
224 JAMAICA		191	
225 TRINIDAD		148	
227 BAHAMAS		28	
231 HONG KONG		13279	
232 MALTA		9	
234 AUSTRALIA		811	
236 NEW ZEAL		53	
304 ARGENTINA		2	
305 AUSTRIA		891	
306 BELGIUM		1815	
309 BRAZIL		55	
312 CHILE		42	
313 CHINA		33	
315 C RICA		123	
316 CUBA		125	
317 CZECHO S		424	
318 DENMARK		1573	
321 ECUADOR		233	
322 EGYPT		35	
326 FINLAND		197	
327 FRANCE		9374	
334 ST PIERRE		7	
335 GERMANY W		19369	
336 GREECE		39	
337 GUATEMALA		302	
338 HAITI		2	
340 HUNGARY		25	
344 ITALY		3407	
347 JAPAN		11419	
352 MEXICO		739	
354 NETHRLNDS		3605	
357 NETH ANT		30	
359 NORWAY		653	
360 ISRAEL		8	
365 POLAND		41	
366 PORTUGAL		169	
367 AZORES		68	
370 ROUMANIA		92	
371 THAILAND		10	
372 SPAIN		699	
375 SWEDEN		2096	
376 SWITZRLND		3827	
379 TURKEY		33	
380 USSR		27	
381 ALASKA		917	

IMPORTS INTO CANADA FOR CONSUMPTION

Articles and Countries from which Imported	MONTH OF JANUARY 1957		Class Number
	Quantities	Values (\$)	
383 HAWAII		167	
384 P R I C O		99	
387 VENEZUELA		51	
388 YUGO SLAV		90	
389 IRELAND		27	
390 GERMANY E		117	
391 LEBANON		5	
392 SYRIA		70	
400 U STATES		3934569	
		4123741	

Value, Price and Volume Indexes of Imports for Consumption

The following table gives index numbers of the declared (statistical) value of imports for consumption by months, and of the unit value (price) and volume of these imports. The value index expresses the value of imports in a given month as a percentage of the monthly average in the base year. The price index is of the fixed-weight aggregative (Laspeyres) type, and combines unit values calculated from the monthly import statistics with specified wholesale or other price quotations. These latter quotations are used where inadequate quantity reporting or insufficiently homogeneous items in the trade statistics prevent the obtaining of sufficiently representative unit value series. The volume index is derived by dividing the value index by the corresponding price index, and is, therefore, of the currently-weighted (Paasche) type. These indexes are computed with 1948 as an interim reference base pending conversion to the Bureau's official post-war reference base (1949).

In computing the price index certain adjustments were made to the regular grouping of commodities used in the trade statistics, and all three indexes are presented on the basis of these adjusted groups. The chief adjustments are as follows: the two groups "agricultural and vegetable products" and "animals and animal products" have been combined into one group now titled "agricultural and animal products"; the sub-group "rubber and its products" (1678-1732) and the item "advertising matter" (4291) have been transferred to the "miscellaneous products" group; the item "arms, etc., British or N.A.T.O. countries" (9196) has been deducted from the "miscellaneous products" total and the grand total; three "ships" items (9155-57) have been transferred to the "iron and steel and their products" group; and a few other adjustments designed to improve group classification by component material have been made.

These indexes are currently computed from the original data for months, quarters and calendar years. Approximate indexes for other periods may be obtained by averaging the monthly values. Although such indexes will be less accurate than would result from a separate computation based on the original data, the margin of error is insufficient to necessitate a lengthy separate computation.

A complete record of these series by months for the post-war period is published in issues of Volume I of the annual report "Trade of Canada". Some additional commodity information appears in issues of the "Review of Foreign Trade". Details of the computation of the price indexes are given in D.B.S. Reference Paper, No. 8, 1950, titled "Export and Import Price Indexes by Months, July, 1945 - June, 1950 (1948=100)".

MONTHLY INDEX NUMBERS OF DECLARED VALUES, PRICES AND PHYSICAL VOLUME OF IMPORTS FOR CONSUMPTION, BY GROUPS

Interim base, 1948 = 100

Month	Total			Agricultural and Animal Products			Fibres and Textiles			Wood Products and Paper			
	1955	1956	1957	1955	1956	1957	1955	1956	1957	1955	1956	1957	
INDEX OF DECLARED VALUES													
1	January	139.0	183.2	208.2	127.4	132.2	155.0	104.1	126.0	122.7	212.2	278.9	319.2
2	February	139.3	183.5		124.5	137.5		100.3	126.0		238.4	313.1	
3	March	168.6	210.0		134.4	137.7		121.5	125.5		263.4	307.7	
4	April	172.9	240.0		147.5	156.2		116.0	132.7		241.2	311.4	
5	May	195.7	248.0		161.7	190.3		112.5	131.3		275.6	330.3	
6	June	180.6	221.6		155.0	177.6		97.8	102.7		268.7	306.8	
7	July	167.6	218.1		127.2	171.0		93.6	106.1		241.1	326.3	
8	August	191.2	212.9		146.2	163.2		117.2	121.0		294.8	322.6	
9	September	187.6	196.2		143.3	154.3		107.4	97.2		290.9	315.1	
10	October	207.1	245.3		180.1	212.9		115.7	125.0		317.5	357.1	
11	November	201.0	236.3		177.2	211.7		118.4	136.3		302.1	327.7	
12	December	175.1	181.0		162.9	162.0		101.4	95.4		259.2	249.9	
AI	Annual Index	177.1	214.7		149.0	167.2		108.8	118.8		267.1	312.2	
INDEX OF PRICES													
1	January	109.0	113.4	114.9	102.5	98.8	100.0	98.3	92.7	92.0	116.3	122.8	123.6
2	February	109.6	113.8		102.1	99.4		97.6	93.5		117.2	123.1	
3	March	110.4	114.4		101.7	98.7		97.7	93.4		118.4	123.5	
4	April	110.6	113.8		100.8	100.0		96.3	90.0		119.0	123.5	
5	May	109.7	113.1		98.3	100.3		95.7	88.2		119.6	124.0	
6	June	109.8	113.5		99.7	104.1		97.1	88.1		118.9	124.4	
7	July	109.1	112.4		97.8	101.6		95.3	88.6		119.1	124.2	
8	August	109.6	112.4		98.6	101.8		95.7	87.7		119.2	124.3	
9	September	111.3	112.0		98.9	101.5		96.1	86.2		119.9	124.4	
10	October	112.1	112.8		99.1	100.4		94.0	88.3		120.3	123.9	
11	November	112.8	113.0		98.8	99.2		91.2	89.1		121.6	123.6	
12	December	113.6	113.5		99.5	100.0		93.2	90.2		122.8	123.3	
AI	Annual Index	110.5	113.0		99.8	99.9		95.5	89.2		119.4	123.8	
INDEX OF PHYSICAL VOLUME													
1	January	127.5	161.6	181.2	124.3	133.8	155.0	105.9	135.9	133.4	182.5	227.1	258.3
2	February	127.1	161.2		121.9	138.3		102.8	134.8		203.4	254.3	
3	March	152.7	183.6		132.2	139.5		124.4	134.4		222.5	249.1	
4	April	156.3	210.9		146.3	156.2		120.5	147.4		202.7	252.1	
5	May	178.4	219.3		164.5	189.7		117.6	148.9		230.4	266.4	
6	June	164.5	195.2		155.5	170.6		100.7	116.6		226.0	246.6	
7	July	153.6	194.0		130.1	168.3		98.2	119.8		202.4	262.7	
8	August	174.5	189.4		148.3	160.3		122.5	138.0		247.3	259.5	
9	September	168.6	175.2		144.9	152.0		111.8	112.8		242.6	253.3	
10	October	184.7	217.5		181.7	212.1		123.1	141.6		263.9	288.2	
11	November	178.2	209.1		179.4	213.4		129.8	153.0		248.4	265.1	
12	December	154.1	159.5		163.7	162.0		108.8	105.8		211.1	202.7	
AI	Annual Index	160.3	190.0		149.3	167.4		113.9	133.2		223.7	252.2	

NOTE: The indexes for 1955 and 1956 are revised and supersede the previously published series.

MONTHLY INDEX NUMBERS OF DECLARED VALUES, PRICES AND PHYSICAL VOLUME OF IMPORTS FOR CONSUMPTION, BY GROUPS

Interim base, 1948 = 100

Iron and Steel and their Products			Non-Ferrous Metals and their Products			Non-Metallic Minerals and their Products			Chemicals and Fertilizers			Miscellaneous Products			
1955	1956	1957	1955	1956	1957	1955	1956	1957	1955	1956	1957	1955	1956	1957	
INDEX OF DECLARED VALUES															
152.7	229.7	289.2	228.5	269.9	321.4	79.4	112.1	113.2	173.2	212.5	223.6	268.5	341.9	329.8	1
155.9	234.2		203.1	274.7		78.0	97.3		166.4	224.6		300.3	338.4		2
205.0	311.7		242.7	297.5		87.6	92.0		208.6	232.6		357.0	395.0		3
210.6	356.4		225.5	332.6		91.2	113.7		203.6	282.4		398.8	458.0		4
236.9	346.9		253.1	350.8		115.9	133.5		238.8	288.9		461.5	446.6		5
219.7	303.5		239.9	330.2		113.7	132.6		226.4	246.3		372.8	378.8		6
202.9	284.4		211.6	336.2		105.6	133.5		212.1	251.7		403.7	404.4		7
208.5	246.9		283.9	338.6		139.3	158.8		232.0	227.2		431.5	412.8		8
202.2	243.2		304.8	315.0		118.3	132.3		239.8	213.4		492.2	362.7		9
225.7	310.5		341.6	392.2		141.1	150.5		262.6	267.2		430.4	436.2		10
218.7	300.0		347.4	359.8		138.7	145.1		250.0	262.5		381.0	381.1		11
208.1	235.7		274.9	263.9		102.3	111.8		208.2	197.0		333.7	296.8		12
203.9	283.6		263.1	321.8		109.3	126.1		218.5	242.2		386.0	387.7		AI
INDEX OF PRICES															
120.4	132.0	136.5	121.6	131.9	134.8	100.4	101.6	104.7	107.5	112.2	111.2	111.8	128.8	115.4	1
121.9	132.9		122.3	132.2		100.3	101.3		108.4	112.3		114.7	127.7		2
123.3	133.4		123.1	132.5		101.2	103.8		109.4	112.7		117.6	126.8		3
123.6	133.3		124.4	132.6		102.2	103.4		109.6	112.8		119.2	123.0		4
123.6	133.1		124.4	133.5		100.6	102.3		110.1	112.1		116.9	118.9		5
123.7	132.8		125.2	134.0		99.3	102.2		109.7	111.7		115.3	117.6		6
123.8	132.7		124.3	132.4		99.1	100.4		109.1	111.4		115.5	113.6		7
124.1	132.8		124.3	132.4		99.3	101.4		109.5	111.1		118.0	111.7		8
126.5	132.4		125.2	131.8		100.1	101.0		109.3	111.3		126.2	112.8		9
128.7	134.1		126.6	132.6		101.0	101.3		111.0	110.8		130.3	114.5		10
130.4	134.3		130.1	134.1		101.7	102.2		111.8	109.9		132.1	113.9		11
131.5	134.9		131.0	134.2		102.2	102.4		111.9	110.3		131.2	112.8		12
125.2	133.2		124.8	132.8		100.6	102.0		109.9	111.7		119.7	118.3		AI
INDEX OF PHYSICAL VOLUME															
126.8	174.0	211.9	187.9	204.6	238.4	79.1	110.3	108.1	161.1	189.4	201.1	240.2	265.5	285.8	1
127.9	176.2		166.1	207.8		77.8	96.1		153.5	200.0		261.8	265.0		2
166.3	233.7		197.2	224.5		86.6	88.6		190.7	206.4		303.6	311.5		3
170.4	267.4		181.3	250.8		89.2	110.0		185.8	250.4		334.6	372.4		4
191.7	260.6		203.5	262.8		115.2	130.5		216.9	257.7		394.8	375.6		5
177.6	228.5		191.6	246.4		114.5	129.7		206.4	220.5		323.3	322.1		6
163.9	214.3		170.2	253.9		106.6	133.0		194.4	225.9		349.5	356.0		7
168.0	185.9		228.4	255.7		140.3	156.6		211.9	204.5		365.7	369.6		8
159.8	183.7		243.5	239.0		118.2	131.0		219.4	191.7		390.0	321.5		9
175.4	231.5		269.8	295.8		139.7	148.6		236.6	241.2		330.3	381.0		10
167.7	223.4		267.0	268.3		136.4	142.0		223.6	238.9		288.4	334.6		11
158.3	174.7		209.8	196.6		100.1	109.2		186.1	178.6		254.3	263.1		12
162.9	212.9		210.8	242.3		108.6	123.6		198.8	216.8		322.5	327.7		AI



CANADA

TRADE OF CANADA

IMPORTS

FEBRUARY, 1957


AND

TWO MONTHS ENDED FEBRUARY, 1957

DOMINION BUREAU OF STATISTICS

International Trade Division

External Trade Section



IMPORTS INTO CANADA FOR CONSUMPTION

1957
Import
List No. 2

Changes affecting Previous Reports
Cumulative Total adjusted in February Report

MONTH OF JANUARY, 1957

Class Number

1725 - Deduct from United States

1,137 gross -

Cumulative Total adjusted in Volume III of the
Annual Report of the Trade of Canada for 1956

MONTH OF APRIL, 1956

Class Number

5201 - Deduct from Germany West

15,560 cwt. -



MI 8014

CHINA

CHINA

CHINA

CHINA

CHINA

DOMINION BUREAU OF STATISTICS
International Trade Division
External Trade Section

TRADE OF CANADA

IMPORTS

FEBRUARY, 1957

AND

TWO MONTHS ENDED FEBRUARY, 1957

Published by Authority of
The Right Honourable C. D. Howe, Minister of Trade and Commerce

7502-505—27

Price \$5 a year
Single copies 50 cents

Vol. 14, No. 2




TABLE OF CONTENTS

	Page
EXPLANATORY NOTES	2
KEY TO ABBREVIATIONS OF COUNTRIES	3
 SUMMARY TABLES:	
Imports into Canada for Consumption, by Countries	4
Imports into Canada for Consumption, by Main Groups	6
 DETAILED TABLES:	
Imports for Consumption, by Articles and Countries:	
Agricultural and Vegetable Products (except Chemicals, Fibres and Wood):	Class Number
A – Mainly Food	1 to 390
B – Other than Food	1501 to 1846
Animals and Animal Products (except Chemicals and Fibres).....	2012 to 2348
Fibres, Textiles and Textile Products	3001 to 3576
Wood, Wood Products and Paper	4002 to 4311
Iron and Its Products	5001 to 5738
Non-Ferrous Metals and Their Products (except Gold).....	6001 to 6260
Non-Metallic Minerals and Their Products (except Chemicals).....	7001 to 7304
Chemicals and Allied Products	8001 to 8950
Miscellaneous Commodities	9000 to 9275

VALUE AND VOLUME at end of report

EXPLANATORY NOTES

1. **Source of Data.** Statistics of imports are based upon the declarations of importers (import entries) as subsequently checked by customs officials.
2. **Valuation.** The value of goods imported is the value as determined for customs duty purposes. In most cases this corresponds to the value shown on the invoice accompanying the goods, converted to Canadian dollars at authorized exchange rates (usually the commercial rate prevailing on the date at which the goods were actually despatched to Canada), and excluding such charges as freight, insurance, handling and taxes. In effect, therefore, import values are taken f.o.b. point of shipment in the country of export.
3. **Units of Quantity.** Weight, where shown, is the net weight of the goods, excluding the weight of such packing as is required for shipment, except in certain special cases otherwise defined in the Customs Tariff. The expression "ton" means 2,000 pounds, and "cwt." 100 pounds, avoirdupois. Where other units of quantity are used, imperial standards apply.

In this report are items such as "engines, gas, n.o.p., and parts" which show a quantity in "number" as well as value. In these items the "number" refers only to the number of substantially complete articles imported, while the value includes also the value of any parts of the articles imported. For such items the average value per unit cannot be ascertained.

4. **Coverage.** Statistics of imports include all goods which enter Canada and are cleared by customs officials for domestic sale or use. The series, therefore, includes goods which are cleared by customs immediately on entry into the country, and goods cleared out of customs warehouses; but excludes goods placed in customs warehouses on entering the country. The technical phrase "Imports entered for consumption" which is sometimes used to describe Canadian import statistics does not imply that all imports will actually be consumed in Canada, but only that they are free to be so consumed without further customs formalities.
5. **Exclusions.** Import statistics exclude gold, but include gold products where the value of the gold content is less than 80% of the value of the article. A small amount of gold scrap in the form of jewellers' sweepings is also included. Some goods for the use of United States forces stationed at treaty bases in Canada are excluded, as are ships of British construction and registry imported for use in Canada, ships purchased for use in foreign trade, bunker supplies and ships' stores purchased by Canadian vessels abroad, temporary imports for exhibition or competition, and Canadian-owned military equipment returned to Canada.
6. **Countries Credited.** Imports are usually credited to the country from which the goods were consigned to Canada. The country of consignment is the country from which goods have come to Canada without interruption of transit except in the course of transfer from one means of conveyance to another.

An exception to this rule is made in the case of imports of goods originating in Central or South America (including the Antillas and Bermuda) which are consigned to Canada from the United States. This class of imports is credited to the country in which the goods originated.
7. **Time Periods.** Import statistics for any month include all goods declared on import entries received at the Bureau of Statistics during the calendar month in question.
8. **Abbreviations.** Many descriptions of countries and articles used in this report are abbreviated or incomplete because of mechanical limitations. A key to abbreviations of countries appears in this report, and full descriptions of all articles appear in Volume III of the annual report "Trade of Canada". The letters "N.O.P." mean "not otherwise provided for".
9. **Revisions.** All statistics in this report are subject to revision. Revisions to previous reports are published on the coloured pages at the beginning of each monthly report.

KEY TO ABBREVIATIONS OF COUNTRIES

Note:— The classification of Countries with a statement of the territorial limits used for statistical purposes will be found in Volume I of the Annual Report of the Trade of Canada.

Aden	Aden	Ireland	Ireland
Afghan	Afghanistan	Israel	Israel
Alaska	Alaska	Ital Afr.	Italian Africa
Albania	Albania	Italy	Italy
Virgin Is.	American Virgin Islands	Jamaica	Jamaica
Arabia	Arabia	Japan	Japan
Argentina	Argentina	Jordan	Jordan
Australia	Australia	Korea	Korea
Austria	Austria	Latvia	Latvia
Azores	Azores and Madeira	Lebanon	Lebanon
Bahamas	Bahamas	Leew Wind	Leeward and Windward Islands
Barbados	Barbados	Liberia	Liberia
Bel Congo	Belgian Congo	Libya	Libya
Belgium	Belgium and Luxembourg	Lithuania	Lithuania
Bermuda	Bermuda	Madagascar	Madagascar
Bolivia	Bolivia	Malaya	Malaya and Singapore
Brazil	Brazil	Malta	Malta
B E Afr.	British East Africa	Mauritius	Mauritius and Seychelles
B Guiana	British Guiana	Mexico	Mexico
B Hond	British Honduras	Morocco	Morocco
Bulgaria	Bulgaria	Nethrlnds.	Netherlands
Burma	Burma	Neth Ant	Netherlands Antilles
Canary Is	Canary Islands	New Zeal	New Zealand
Ceylon	Ceylon	Nicaragua	Nicaragua
Chile	Chile	Nigeria	Nigeria
China	China, except Taiwan	Norway	Norway
Colombia	Colombia	B E I Other	Other British East Indies
C Rica	Costa Rica	B Oceania	Other British Oceania
Cuba	Cuba	B S A Other	Other British South Africa
Czecho S	Czechoslovakia	B W A Other	Other British West Africa
Denmark	Denmark	Pakistan	Pakistan
Dom Rep.	Dominican Republic	Panama	Panama
Ecuador	Ecuador	Paraguay	Paraguay
Egypt	Egypt	Peru	Peru
El Salvd	El Salvador	Phil	Philippines
Estonia	Estonia	Poland	Poland
Ethiopia	Ethiopia	Portugal	Portugal
Falkland	Falkland Islands	Port E Af	Portuguese East Africa
Finland	Finland	Port W Af	Portuguese West Africa
Fiji	Fiji	Port Asia	Portuguese Asia
France	France	P Rico	Puerto Rico
Fr Africa	French Africa	Rhod Nyas	Rhodesia and Nyasaland
Fr Guiana	French Guiana	Roumania	Roumania
Fr Oceana	French Oceania	U S S R	U.S.S.R. (Russia)
Fr W Ind	French West Indies	S Leone	Sierra Leone
Gambia	Gambia	Spain	Spain
Germany E	Germany, Eastern	Span Afr.	Spanish Africa
Germany W	Germany, Federal Republic of	St. Pierre	St. Pierre and Miquelon
Gibraltar	Gibraltar	Sudan	Sudan
G Coast	Gold Coast	Surinam	Surinam
Greece	Greece	Sweden	Sweden
Greenland	Greenland	Switzrlnd	Switzerland
Guatemala	Guatemala	Syria	Syria
Haiti	Haiti (Republic of)	Taiwan	Taiwan (Formosa)
Hawaii	Hawaii	Thailand	Thailand (Siam)
Honduras	Honduras	Trinidad	Trinidad and Tobago
Hong Kong	Hong Kong	Turkey	Turkey
Hungary	Hungary	Un So Afr.	Union of South Africa
Iceland	Iceland	U Kingdom	United Kingdom
India	India	U States	United States
IndoChina	Indo-China	U S Ocea	United States Oceania
Indonesia	Indonesia	Uruguay	Uruguay
Iran	Iran	Venezuela	Venezuela
Iraq	Iraq	Yugo Slav	Yugoslavia

IMPORTS INTO CANADA FOR CONSUMPTION, BY COUNTRIES (EXCLUDING GOLD)

Countries	Month of February		Two Months ended February	
	1956	1957	1956	1957
	\$	\$	\$	\$
Commonwealth Countries				
United Kingdom.....	30,896,196	34,766,639	64,020,350	70,455,446
Aden.....	-	2,511	2,294	2,511
British East Africa.....	390,409	259,034	794,186	1,161,594
Mauritius and Seychelles.....	493,841	588,498	1,296,124	1,616,608
Rhodesia and Nyasaland.....	-	158	467	322
Union of South Africa.....	310,708	354,197	572,093	715,213
Other British South Africa.....	774	211	1,555	604
Gambia.....	-	-	-	-
Gold Coast.....	7,594	21	7,731	17,992
Nigeria.....	-	-	10	-
Sierra Leone.....	-	-	-	-
Other British West Africa.....	-	190	-	190
Ceylon.....	828,413	849,709	2,003,057	2,185,244
India.....	1,148,162	1,090,073	3,783,199	4,021,115
Malaya and Singapore.....	2,101,567	1,608,965	5,304,801	5,147,822
Pakistan.....	22,187	14,633	172,066	40,416
Other British East Indies.....	3,053	4,937	20,312	7,681
Bermuda.....	9,519	10,603	25,910	22,152
British Guiana.....	716,751	62,072	1,011,699	770,001
British Honduras.....	313	30,874	1,761	38,053
Bahamas.....	31,427	17,206	61,833	24,755
Barbados.....	142,350	249,516	224,204	366,239
Jamaica.....	1,369,291	951,549	2,027,284	2,004,333
Leeward and Windward Islands.....	5,200	61,042	20,508	66,161
Trinidad and Tobago.....	43,412	425,550	405,726	1,019,593
Falkland Islands.....	-	-	-	-
Gibraltar.....	-	-	680	6,000
Hong Kong.....	489,432	474,332	906,657	984,456
Malta.....	1,741	7,124	12,057	11,523
Australia.....	2,247,698	1,929,585	3,557,261	3,733,322
Fiji.....	468,912	-	1,320,383	852,318
New Zealand.....	2,228,693	999,681	2,373,672	1,273,724
Other British Oceania.....	-	-	-	-
Total Commonwealth Countries.....	43,957,643	44,758,910	89,927,880	96,545,388
Foreign Countries				
Afghanistan.....	-	-	-	-
Albania.....	-	-	-	-
Arabia.....	342,860	-	1,676,202	1,247,013
Argentina.....	116,216	200,489	364,464	496,651
Austria.....	347,413	338,134	554,857	645,744
Belgium and Luxembourg.....	2,428,016	2,592,265	4,560,804	5,277,042
Belgian Congo.....	54,882	169,885	209,593	322,451
Bolivia.....	650	-	15,688	550
Brazil.....	2,405,134	2,408,597	4,956,647	5,261,247
Bulgaria.....	-	-	-	-
Burma.....	-	-	-	55
Chile.....	12,114	309,620	61,834	313,705
China (except Taiwan).....	945,925	920,370	1,455,816	1,502,908
Taiwan.....	9,980	8,858	10,264	17,101
Colombia.....	2,197,321	1,258,194	4,305,004	3,132,417
Costa Rica.....	306,402	525,255	630,997	1,146,670
Cuba.....	689,323	1,160,782	996,819	2,010,818
Czechoslovakia.....	332,380	459,411	572,527	788,314
Denmark.....	230,701	384,482	516,752	651,071
Greenland.....	220	120	560	1,206
Dominican Republic.....	179,878	106,984	381,080	234,989
Ecuador.....	365,384	112,667	530,253	396,208
Egypt.....	1,065	20,240	11,378	23,083
El Salvador.....	58,482	61,656	98,604	133,060
Estonia.....	-	-	-	-
Ethiopia.....	-	-	26,790	-
Finland.....	25,732	17,563	84,394	45,517
France.....	1,610,859	1,839,422	3,396,053	3,941,062
French Africa.....	5,361	36,247	76,148	44,792
Indo-China.....	-	1,040	149	1,040
French Guiana.....	-	-	-	-
French Oceania.....	-	-	-	-
French West Indies.....	-	-	-	-
Madagascar.....	5,513	4,452	12,840	4,864
St. Pierre and Miquelon.....	-	124	634	9,404

Countries	Month of February		Two months ended February	
	1956	1957	1956	1957
	\$	\$	\$	\$
Foreign Countries - Concluded				
Germany, Federal Republic of	5,050,012	5,098,365	9,939,806	11,270,750
Germany, Eastern	45,329	23,009	85,270	71,712
Greece	12,300	32,083	30,437	53,427
Guatemala	257,183	254,927	517,131	998,135
Haiti	120,319	50,031	254,852	88,567
Honduras	123,530	495,602	214,445	1,034,664
Hungary	6,357	7,614	19,126	146,436
Iceland	684	-	684	3,131
Iran	135,164	41,794	345,740	100,095
Iraq	53,827	68,374	210,168	98,984
Ireland	14,917	36,584	46,297	66,624
Israel	92,069	145,395	307,153	262,622
Italy	1,001,557	1,792,002	2,336,067	3,562,993
Italian Africa	-	-	-	-
Japan	4,463,655	4,965,635	9,038,023	10,010,346
Jordan	-	866	-	866
Korea	-	-	-	-
Latvia	-	-	-	-
Lebanon	405,050	724	2,772,858	1,263
Liberia	-	-	272,612	-
Libya	-	-	-	-
Lithuania	-	-	-	-
Mexico	5,802,804	974,776	13,126,299	2,038,926
Morocco	9,615	12,208	15,262	23,958
Netherlands	1,192,230	1,434,565	2,308,888	2,425,893
Indonesia	136,565	202,532	233,076	266,079
Surinam	85,652	159,387	229,580	348,212
Netherlands Antilles	2,368,438	1,121,893	5,349,212	4,202,654
Nicaragua	15,361	96	20,069	8,000
Norway	145,588	137,290	230,939	380,889
Panama	901,577	372,191	1,688,940	837,507
Paraguay	15,570	27,806	15,570	27,806
Peru	50,640	460,501	223,506	695,034
Philippines	391,028	714,480	690,827	1,074,602
Poland	54,532	36,252	105,018	191,675
Portugal	109,675	98,389	279,148	213,406
Azores and Madeira	10,891	4,744	23,600	8,790
Portuguese East Africa	41,053	-	63,971	-
Portuguese West Africa	16,022	-	29,589	-
Portuguese Asia	-	-	-	-
Roumania	-	-	-	92
Spain	240,039	325,081	849,734	676,894
Canary Islands	-	2,458	2,664	4,608
Spanish Africa	400	-	400	-
Sudan	-	-	1,063	-
Sweden	535,525	1,519,211	1,371,660	2,870,712
Switzerland	1,257,874	1,576,170	3,090,377	2,985,587
Syria	482,213	8,760	485,795	9,721
Thailand	50,998	50,352	166,256	151,733
Turkey	24,471	54,809	86,471	72,434
U.S.S.R. (Russia)	3,803	2,821	23,542	17,964
United States	305,273,597	330,007,378	599,736,976	676,671,520
Alaska	141,844	88,645	541,850	328,098
American Virgin Islands	-	202	-	483
Hawaii	412,475	108,029	617,920	298,866
Puerto Rico	54,644	52,705	187,196	118,689
United States Oceania	-	-	-	-
Uruguay	56,183	38,355	87,501	64,294
Venezuela	16,718,132	21,058,509	34,950,326	41,389,624
Yugoslavia	13,349	55,037	15,680	79,132
Total Foreign Countries	361,066,552	386,655,494	718,746,725	793,903,479
GRAND TOTAL	405,024,195	431,414,404	808,674,605	890,448,867

**IMPORTS INTO CANADA FOR CONSUMPTION FROM ALL COUNTRIES, FROM THE UNITED KINGDOM
AND FROM THE UNITED STATES, BY MAIN GROUPS (EXCLUDING GOLD)**

Main Groups	Month of February		Two months ended February	
	1956	1957	1956	1957
	\$	\$	\$	\$
ALL COUNTRIES				
Agricultural and Vegetable Products (except Chemicals, Fibres and Wood)	41,626,618	40,028,064	83,614,232	88,826,365
Animals and Animal Products (except Chemicals and Fibres)	10,623,726	11,502,226	20,737,546	22,195,919
Fibres, Textiles and Textile Products	36,807,786	36,281,409	73,609,528	72,146,134
Wood, Wood Products and Paper	19,131,940	18,661,865	36,172,571	38,051,770
Iron and Its Products	153,574,720	176,684,856	304,170,158	365,945,577
Non-Ferrous Metals and Their Products	35,119,161	35,285,792	69,646,125	76,696,908
Non-Metallic Minerals and Their Products (except Chemicals)	48,998,620	51,372,615	105,423,953	108,380,656
Chemicals and Allied Products	22,601,781	25,202,562	43,994,885	47,696,701
Miscellaneous Commodities	36,539,843	36,395,015	71,305,607	70,508,837
Total	405,024,195	431,414,404	808,674,605	890,448,867
UNITED KINGDOM				
Agricultural and Vegetable Products (except Chemicals, Fibres and Wood)	1,562,102	1,426,570	3,536,011	3,429,105
Animals and Animal Products (except Chemicals and Fibres)	940,610	1,132,188	2,019,388	2,229,909
Fibres, Textiles and Textile Products	8,855,588	9,393,638	16,242,584	17,161,993
Wood, Wood Products and Paper	412,484	414,888	856,332	830,197
Iron and Its Products	9,724,575	11,261,020	19,608,578	23,388,519
Non-Ferrous Metals and Their Products	3,159,672	4,040,654	8,900,747	10,729,282
Non-Metallic Minerals and Their Products (except Chemicals)	1,828,074	1,575,574	4,503,437	3,351,743
Chemicals and Allied Products	1,655,014	1,573,833	2,958,042	2,941,432
Miscellaneous Commodities	2,758,077	3,948,274	5,395,231	6,393,266
Total	30,896,196	34,766,639	64,020,350	70,455,446
UNITED STATES				
Agricultural and Vegetable Products (except Chemicals, Fibres and Wood)	22,162,106	23,255,693	42,701,593	47,775,563
Animals and Animal Products (except Chemicals and Fibres)	6,690,168	7,461,364	14,268,348	15,088,484
Fibres, Textiles and Textile Products	15,674,247	19,833,928	31,300,219	40,977,472
Wood, Wood Products and Paper	17,855,959	17,283,641	33,391,903	35,055,623
Iron and Its Products	138,622,193	156,313,206	272,594,038	324,173,515
Non-Ferrous Metals and Their Products	28,227,519	27,965,562	54,413,334	58,777,077
Non-Metallic Minerals and Their Products (except Chemicals)	24,641,045	25,663,778	50,942,032	54,018,735
Chemicals and Allied Products	20,101,599	22,726,917	39,208,495	42,805,153
Miscellaneous Commodities	31,298,761	29,503,289	60,917,014	57,999,898
Total	305,273,597	330,007,378	599,736,976	676,671,520

IMPORTS INTO CANADA FOR CONSUMPTION

Articles and Countries from which Imported	MONTH OF FEBRUARY 1957		TWO MONTHS ENDED FEBRUARY 1957		Class Number
	Quantities	Values (\$)	Quantities	Values (\$)	
GROUP 1					
AGRICULTURAL PRODUCTS					
A MAINLY FOOD					
APPLES FRESH	LB				1
381 ALASKA	1000	178	1000	178	
400 U STATES	4567541	274811	7424533	436595	
	4568541	274989	7425533	436773	
APRICOTS QUINCES FRESH	LB				2
312 CHILE	8810	1679	9210	1804	
400 U STATES	5860	1033	10131	1981	
	14670	2712	19341	3785	
BANANAS	CWT				3
222 B HOND	118	1300	160	1767	
314 COLOMBIA	7812	51328	15046	102752	
315 C RICA	53802	458514	107185	912528	
321 ECUADOR	14747	100537	35890	241556	
337 GUATEMALA	3041	22345	10742	82876	
339 HONDURAS	72143	485738	145948	1021696	
361 PANAMA	46716	352358	107628	817674	
381 ALASKA	3	117	3	117	
400 U STATES	56	536	254	2534	
	198438	1472773	422856	3183500	
CHERRIES FRESH	LB				4
400 U STATES			3860	605	
			3860	605	
CRANBERRIES FRESH	LB				5
400 U STATES	18290	2914	182825	25678	
	18290	2914	182825	25678	
GRAPEFRUIT FRESH	LB				6
224 JAMAICA			1800	113	
231 HONG KONG	4578	437	11032	1271	
400 U STATES	16312676	548688	29483768	997579	
	16317254	549125	29496600	998963	
GRAPES FRESH	LB				7
100 U KINGDOM	2317	290	4817	477	
381 ALASKA			829	131	
400 U STATES	2507072	266721	8748253	847780	
	2509389	267011	8753899	848388	
GUAVAS MANGOES PLANTAINS FRESH					8
400 U STATES		286		371	
		286		371	
LEMONS FRESH	LB				9
344 ITALY	37560	2529	40708	4365	
400 U STATES	2353099	187688	5039480	432513	
	2390659	190217	5080188	436878	
LIMES FRESH	LB				10
400 U STATES	6691	900	29641	3699	
	6691	900	29641	3699	
MUSKMELONS CANTALOUPE FRESH	LB				11
304 ARGENTINA	5500	708	5500	708	
312 CHILE	21531	2124	22781	2271	
352 MEXICO	105160	7379	107560	7855	
400 U STATES	97421	10703	110596	12207	
	229682	20914	246437	23041	
MELONS FRESH N O P	NO				12
316 CUBA	153	339	292	602	
352 MEXICO	6768	5043	6768	5043	
400 U STATES	3070	1196	3951	2010	
	9991	6578	11011	7655	
ORANGES MANDARINES FRESH	CU FT				13
100 U KINGDOM			600	1802	
224 JAMAICA			60	150	
231 HONG KONG	25	66	607	1479	
344 ITALY			2000	3240	
347 JAPAN			27764	44952	
352 MEXICO	8330	12055	13410	19139	
360 ISRAEL	14774	34790	14774	34790	
372 SPAIN	16827	30289	16827	30289	
381 ALASKA	20	136	158	417	
393 TAIWAN			335	1041	
400 U STATES	899767	2055712	1659474	3733169	
	939743	2133048	1736009	3870468	
PEACHES FRESH	LB				14
312 CHILE	12788	1936	15988	2389	
400 U STATES	2200	425	9388	1079	
	14988	2361	25376	3468	
PEARS FRESH	LB				15
400 U STATES	1613581	125573	2149571	168540	
	1613581	125573	2149571	168540	
PINEAPPLES FRESH	LB				16
316 CUBA	315308	16705	630983	30056	
383 HAWAII	26076	2120	31776	2555	
384 P RICO	640	60	5805	357	
400 U STATES	2500	153	6200	367	
	344524	19038	674764	33335	
PLUMS OR PRUNES FRESH	LB				17
312 CHILE	16060	3742	19890	4516	
400 U STATES	1500	541	15867	3536	
	17560	4283	35757	8072	

IMPORTS INTO CANADA FOR CONSUMPTION

Articles and Countries from which Imported	MONTH OF FEBRUARY 1957		TWO MONTHS ENDED FEBRUARY 1957		Class Number
	Quantities	Values (\$)	Quantities	Values (\$)	
BERRIES FRESH N O P 326 FINLAND	LB		605	158	18
STRAWBERRIES FRESH 400 U STATES	LB		605	158	19
FRESH FRUITS N O P 383 HAWAII 400 U STATES				241 24515	20
APPLES DRIED 400 U STATES	LB	9060 9060		24756	31
APRICOTS NECTARINES DRIED 231 HONG KONG 372 SPAIN 400 U STATES	LB	138028 11687 138028	255379 16353	16353	32
BANANAS DRIED 400 U STATES	LB	80 149 36376 9000 40274 20757 76730 29906	80 149 36376 9000 69761 37095 106217	46244	33
CURRENTS DRIED 234 AUSTRALIA 400 U STATES	LB	156800 2880 159680	20881 590 21471	179200 10846 190046	34
DATES 231 HONG KONG 342 IRAN 343 IRAQ 400 U STATES	LB	2260 729769 1337330 132712 2202071	686 35822 68374 14946 119828	5994 1611289 1938464 1012187 4567934	36
FIGS DRIED AND FIG PASTE 379 TURKEY 400 U STATES	LB	5622 53294 58916	843 12536 13379	5622 98934 104556	37
PEACHES DRIED 400 U STATES	LB	15640 15640	3450 3450	24426 7038 24426 7038	38
PRUNES OR PLUMS DRIED UNPITTED 400 U STATES	LB	912501 912501	152472	1536474 261019 1536474 261019	39
PEARS DRIED 400 U STATES	LB	3458 3458	1100 1100	6888 2015 6888 2015	40
RAISINS 234 AUSTRALIA 372 SPAIN 400 U STATES	LB	611400 3440 1133478 1744878	86149 3440 150566 236715	1184400 3440 2284432 3472272	41
FRUITS DRIED N O P 231 HONG KONG 347 JAPAN 400 U STATES	LB	1285 48828 50113	612 18352 18964	4392 300 75301 79993	42
RASPBERRIES FROZEN 1 LB OR LESS 400 U STATES	LB			600 127 600 127	43
RASPBERRIES FROZEN OVER 1 LB 400 U STATES	LB			3000 1042 3000 1042	44
STRAWBERRIES FROZEN 1 LB OR LESS 400 U STATES	LB	150005 150005	35149	634646 146532 634646 146532	45
STRAWBERRIES FROZEN OVER 1 LB 352 MEXICO 400 U STATES	LB	123416 123416	20292	60000 197251 34496 40514	46
FRUITS N O P FROZEN 1 LB OR LESS 400 U STATES	LB	8600 8600	1467	15650 3163 15650 3163	47
FRUITS N O P FROZEN OVER 1 LB 354 NETHRLNOS 400 U STATES	LB	241258 241258	37903	2200 578497 88983 580697	48
APRICOTS CANNED 100 U KINGDOM 207 UN SO AFR 234 AUSTRALIA 400 U STATES	LB	570 43700 49214 165683 259167	88 6643 6484 20498 33713	4560 101684 64939 633948 805131	49
PEACHES CANNED 234 AUSTRALIA 400 U STATES	LB	75597 1097067 1172664	10338 123133 133471	97897 2534025 2631922	50
CERRIES SULPHURED OR IN BRINE 344 ITALY	LB	125774 125774	20167	174273 28093 174273 28093	51
OLIVES SULPHURED OR IN BRINE 304 ARGENTINA 336 GREECE 353 MOROCCO 372 SPAIN 400 U STATES	LB	36601 287310 105559 429470	8418 53926 20806 83150	604 54601 42338 649765 208380 955688	52
LEMON ORANGE GRAPE FRUIT RINDS 231 HONG KONG			53	493	53

IMPORTS INTO CANADA FOR CONSUMPTION

Articles and Countries from which Imported	MONTH OF FEBRUARY 1957		TWO MONTHS ENDED FEBRUARY 1957		Class Number
	Quantities	Values (\$)	Quantities	Values (\$)	
344 ITALY		1555		13927	
384 P RICO		1900		1900	
400 U STATES		97		193	
MARMALADES CANNED		3605		16513	
100 U KINGDOM	LB 95140	17563	203327	35436	54
335 GERMANY W	300	95	300	95	
400 U STATES			185	90	
PEARS IN CANS	LB 95440	17658	203812	35621	55
234 AUSTRALIA	44759	6462	58328	8372	
400 U STATES	122953	19571	291350	45883	
PINEAPPLE IN CANS	LB 167712	26033	349678	54255	56
207 UN SO AFR	1500	301	1500	301	
218 MALAYA	148400	16415	567500	69446	
234 AUSTRALIA	86927	12917	86927	12917	
316 CUBA			41000	4101	
352 MEXICO	30000	2546	123468	12028	
383 HAWAII	473700	63515	1347679	183500	
400 U STATES	300	65	42801	5861	
FRUITS IN CANS N O P	LB 740827	95759	2210875	288154	57
231 HONG KONG	350	69	2226	903	
234 AUSTRALIA	111338	10406	259638	25273	
318 DENMARK			11774	2902	
335 GERMANY W			1433	301	
347 JAPAN	535723	59533	964285	108090	
354 NETHRLNDS	106725	17214	271725	48865	
400 U STATES	492816	54835	844096	98310	
CHERRIES FROZEN 1LB OR LESS	LB 1246952	142057	2355177	284644	58
400 U STATES			240	57	
CHERRIES FROZEN OVER 1LB	LB 210120	32277	429120	69038	59
400 U STATES	210120	32277	429120	69038	
FRUITS NUTS PICKLED PRESERVED	GAL 100	257	1144	646	60
100 U KINGDOM	1205	2085	1219	2137	
215 INDIA	1082	2204	1935	4028	
231 HONG KONG	30	83	30	83	
347 JAPAN	9896	7455	16328	17262	
400 U STATES	12470	12971	20158	26381	
FRUIT PULP N O P	LB 100		175	55	61
100 U KINGDOM	207		7875	896	
207 UN SO AFR	352	432	44989	3954	
352 MEXICO	4949		1312	801	
354 NETHRLNDS			55088	5861	
372 SPAIN	55088	5861	44417	5645	
383 HAWAII	11303	1973	357913	46931	
400 U STATES	19688	2613	511769	64143	
JELLIES JAMS	LB 91028	10879	511769	64143	62
100 U KINGDOM	131434	25375	288493	54103	
215 INDIA			180	66	
224 JAMAICA			9600	698	
231 HONG KONG			700	125	
326 FINLAND			616	331	
335 GERMANY W	1200	248	1200	248	
354 NETHRLNDS	4552	788	5359	916	
376 SWITZRLND	242	54	3122	883	
383 HAWAII	230	82	230	82	
400 U STATES	17784	3785	22745	5484	
GRAPEFRUIT ORANGE LEMON PULP	LB 155442	30332	332245	62936	63
400 U STATES	25349	4404	37355	5739	
MIXED FRUITS IN CANS	LB 25349	4404	37355	5739	64
100 U KINGDOM	2700	589	4610	894	
400 U STATES	1357536	172476	4863093	614789	
ORANGE JUICE CONCENTRATED FROZ	GAL 1360236	173065	4867703	615683	65
400 U STATES	160270	437104	311532	852803	
FRUIT JUICE N O P CONCENTRD FROZ	GAL 160270	437104	311532	852803	66
383 HAWAII	2340	5741	2340	5741	
400 U STATES	15473	41062	27091	65547	
LEMN JUICE CONCENTRATED FROZ	GAL 17813	46803	29431	71288	67
400 U STATES	1508	3476	3055	7268	
LEMN JUICE EXCEPT CONCENTRATD	GAL 1508	3476	3055	7268	68
100 U KINGDOM			481	1707	
400 U STATES	10238	12794	24032	42958	
ORANGE JUICE EXCEPT CONCENTRD	GAL 10238	12794	24513	44665	69
100 U KINGDOM			75	101	
400 U STATES	810557	723461	1442517	1236740	
PECTIN	LB 810557	723461	1442592	1236841	70
100 U KINGDOM	24288	1309	52057	2220	
318 DENMARK			480	480	
400 U STATES	25364	40523	38963	57641	
	49652	41832	91440	60341	

IMPORTS INTO CANADA FOR CONSUMPTION

Articles and Countries from which Imported	MONTH OF FEBRUARY 1957		TWO MONTHS ENDED FEBRUARY 1957		Class Number
	Quantities	Values (\$)	Quantities	Values (\$)	
LEMON JUICE CONCENTRATED FRESH	GAL				71
100 U KINGDOM	437	2452	437	2452	
344 ITALY	2000	12159	2000	12159	
400 U STATES	1779	5761	1779	5761	
	4216	20372	4216	20372	
ORANGE JUICE CONCENTRATED FRESH	GAL				72
100 U KINGDOM	22	62	22	62	
352 MEXICO	2500	8428	12535	40681	
400 U STATES	15036	49300	29113	99621	
	17558	57790	41670	140364	
GRAPE JUICE OVER 1 GALLON	GAL				73
LIME JUICE NOT REFINED	GAL				74
FRUIT JUICES SPIRIT FORTIFIED	GAL				75
354 NETHRLNDS	20	518	20	518	
400 U STATES	8	167	8	167	
	28	685	28	685	
BLENDED FRUIT JUICES	GAL				76
400 U STATES	229944	161513	427271	296270	
	229944	161513	427271	296270	
FRUIT JUICE NOP EXCEPT CONCENT	GAL				77
100 U KINGDOM	550	960	1117	2010	
354 NETHRLNDS	29	68	29	68	
400 U STATES	14453	13895	29785	32481	
	15032	14923	30931	34559	
GRAPEFRUIT JUICE EXCEPT CONCENT	GAL				78
225 TRINIDAD	1680	1508	1680	1508	
400 U STATES	302504	192701	608345	385080	
	304184	194209	610025	386588	
PINEAPPLE JUICE EXCEPT CONCENT	GAL				79
352 MEXICO	450	260	450	260	
383 HAWAII	23323	14648	78826	48949	
400 U STATES			2115	1382	
	23773	14908	81391	50591	
FRUIT SYRUPS CONC JUICES N O P	GAL				80
100 U KINGDOM	152	337	259	2037	
326 FINLAND			80	320	
335 GERMANY W	125	528	125	528	
354 NETHRLNDS	150	529	197	609	
376 SWITZRLND	93	293	193	739	
383 HAWAII	394	863	836	1461	
400 U STATES	12649	36947	16082	45252	
	13563	39497	17772	50946	
COCOANUTS	ND				81
222 B HOND	500	64	1000	128	
228 LEEW WIND			12650	1001	
316 CUBA	5550	628	10100	1140	
320 DOM REP	9000	863	14000	1247	
339 HONDURAS	1600	179	4725	392	
383 HAWAII			1700	196	
384 P RICO	2500	209	24600	1955	
400 U STATES	2400	321	14525	1326	
	21550	2264	83300	7385	
COCOANUT DESICCATED	LB				83
100 U KINGDOM	30000	2687	45000	4172	
215 INDIA			133250	15303	
217 CEYLON	446973	51330	709833	79653	
355 INDONESIA			40000	5325	
364 PHIL	19500	2656	154000	18422	
383 HAWAII	810	731	1410	1278	
400 U STATES	308925	86784	599580	152378	
	806208	144188	1683073	276531	
COPRA NOT PREPARED	LB				84
364 PHIL	10080000	663906	14118346	927710	
	10080000	663906	14118346	927710	
ALMONDS NOT SHELLLED	LB				91
400 U STATES			3500	1226	
			3500	1226	
BRAZIL NUTS NOT SHELLLED	LB				92
FILBERTS HAZEL NOT SHELLLED	LB				93
PEANUTS GREEN SHELLLED OR NOT	LB				94
100 U KINGDOM	198000	19006	198000	19006	
203 B E AFR			128700	13131	
207 UN S O AFR	1020700	101983	1418200	140474	
313 CHINA	560262	58647	2744262	310546	
352 MEXICO	2893460	278576	5345048	551923	
400 U STATES	370343	34621	370343	34621	
	5042765	492833	10204553	1069701	
PECANS NOT SHELLLED	LB				95
400 U STATES	24400	5908	26900	6628	
	24400	5908	26900	6628	
WALNUTS NOT SHELLLED	LB				96
313 CHINA	168000	18591	195500	28265	
344 ITALY	33092	7743	49626	11606	
400 U STATES			19800	8629	
	201092	26334	264926	48500	
OTHER NUTS NOT SHELLLED	LB				97
231 HONG KONG	260	57	260	57	
344 ITALY	6063	680	6063	680	
400 U STATES	7282	5142	45749	15572	
	13605	5879	52072	16309	
ALMONDS SHELLLED	LB				101
100 U KINGDOM			1120	1446	

IMPORTS INTO CANADA FOR CONSUMPTION

Articles and Countries from which Imported	MONTH OF FEBRUARY 1957		TWO MONTHS ENDED FEBRUARY 1957		Class Number
	Quantities	Values (\$)	Quantities	Values (\$)	
231 HONG KONG	80	131	148	257	
372 SPAIN			7714	7363	
400 U STATES	18505	16657	76576	74553	
PEANUTS N O P	18585	16788	85558	83619	102
	LB				
231 HONG KONG	864	372	3256	1015	
400 U STATES	4082	1760	5946	2804	
WALNUTS SHELLED	4946	2132	9202	3819	103
	LB				
100 U KINGDOM	5500	2326	5500	2326	
215 INDIA	331939	102333	574645	191869	
313 CHINA	2144275	777931	2860045	1044764	
327 FRANCE	18297	7858	18297	7858	
344 ITALY	1102	409	1102	409	
400 U STATES	13765	7748	24738	14571	
OTHER NUTS SHELLED	2514878	898605	3484327	1261797	104
	LB				
231 HONG KONG	430	123	3725	680	
344 ITALY			5291	645	
372 SPAIN	3888	1533	3888	1533	
400 U STATES	8983	6228	19803	14000	
BRAZIL NUTS SHELLED	13301	7884	32707	16858	105
	LB				
309 BRAZIL	23100	8634	30748	12084	
363 PERU			6930	4200	
400 U STATES			2700	1026	
CASHEW NUTS SHELLED	23100	8634	40378	17310	106
	LB				
215 INDIA	83050	33543	170050	75491	
400 U STATES	15344	7309	51252	26558	
PECANS SHELLED	98394	40852	221302	102049	107
	LB				
400 U STATES	63434	49294	143921	110973	
FILBERTS SHELLED	63434	49294	143921	110973	108
	LB				
344 ITALY	54339	23369	54339	23369	
372 SPAIN			22046	10560	
379 TURKEY	66226	30087	66226	30087	
400 U STATES			14762	9411	
ASPARAGUS FRESH	120565	53456	157373	73427	111
	LB				
400 U STATES	18167	6146	20967	6267	
BEANS GREEN FRESH	18167	6146	20967	6267	112
	LB				
352 MEXICO	1325	207	3444	670	
400 U STATES	799448	82308	2098520	201851	
BEETS FRESH EXCEPT SUGAR BEETS	800773	82515	2101964	202521	114
	LB				
400 U STATES	601782	17735	1215707	35137	
CABBAGE FRESH	601782	17735	1215707	35137	115
	LB				
400 U STATES	8822675	206655	16960817	400727	
CARROTS FRESH	8822675	206655	15960817	400727	116
	LB				
400 U STATES	6522949	214840	11213571	390295	
CAULIFLOWER FRESH	6522949	214840	11213571	390295	117
	LB				
400 U STATES	2613467	127977	6833704	284068	
CELERY FRESH	2613467	127977	6833704	284068	118
	LB				
400 U STATES	10753531	536301	22709087	1123517	
CUCUMBERS FRESH	10753531	536301	22709087	1123517	119
	LB				
316 CUBA	101106	8096	156886	11573	
352 MEXICO	1050	145	1050	145	
381 ALASKA	100	59	100	59	
400 U STATES	1170526	101734	3122782	254213	
LETTUCE FRESH	1272782	110034	3280818	265990	120
	LB				
400 U STATES	14442693	452352	29896555	1053416	
MUSHROOMS TRUFFLES FRESH	14442693	452352	29896555	1053416	121
	LB				
231 HONG KONG			272	985	
327 FRANCE			1095	3023	
335 GERMANY W	485	1168	925	1773	
347 JAPAN	1304	1839	1304	1839	
365 POLAND			490	1647	
400 U STATES	79021	22731	143624	36824	
ONIONS FRESH	80810	25738	147710	46091	122
	LB				
352 MEXICO	49995	2958	76645	4232	
400 U STATES	5958530	244983	11051173	434818	
PEAS GREEN FRESH	6008525	247941	11127818	439050	123
	LB				
352 MEXICO	171519	10044	246703	15935	
400 U STATES	9896	1698	18353	4100	
POTATOES SWEET AND YAMS FRESH	181415	11742	265056	20035	124
	CWT				
231 HONG KONG	13	85	32	261	
400 U STATES	8237	54297	21095	138738	
POTATOES FRESH EXCEPT SEED	8250	54382	21127	138999	125
	CWT				
400 U STATES	145462	296600	279016	593062	
	145462	296600	279016	593062	

IMPORTS INTO CANADA FOR CONSUMPTION

Articles and Countries from which Imported	MONTH OF FEBRUARY 1957		TWO MONTHS ENDED FEBRUARY 1957		Class Number	
	Quantities	Values (\$)	Quantities	Values (\$)		
SPINACH FRESH	400 U STATES	LB 1171522	68412	2052076	126551	126
TOMATOES FRESH	224 JAMAICA 227 BAHAMAS 316 CUBA 352 MEXICO 400 U STATES	LB 25524 21824 25248 7312068 4149702	2024 2296 5144 283603 200680	25524 93824 28998 16757386 7463138	2024 6122 6042 681159 404719	127
VEGETABLES FRESH	N O P 231 HONG KONG 306 BELGIUM 312 CHILE 316 CUBA 344 ITALY 352 MEXICO 372 SPAIN 383 HAWAII 400 U STATES	LB 47600 1500 1710 1540 100623 26250 1665 6445935	3466 401 86 187 6291 4000 302 421246	107760 225 1500 1710 1540 180846 26250 2165 13180351	7892 77 401 86 187 12348 4000 432 881707	128
VEGETABLES FROZEN	1LB OR LESS 400 U STATES	LB 621642	116429	1432296	283674	129
VEGETABLES FROZEN	OVER 1 LB 400 U STATES	LB 579598	70634	1399572	182912	130
MUSTARD LIQUID	231 HONG KONG 327 FRANCE 335 GERMANY W 354 NETHRLNDS 400 U STATES		889 741 859 2489		1258 1535 963 73 1067 4896	131
PASTE HASH VEGETABLE	MEAT FISH 100 U KINGDOM 231 HONG KONG 318 DENMARK 327 FRANCE 344 ITALY 347 JAPAN 359 NORWAY 376 SWITZRLND 381 ALASKA 400 U STATES	LB 600 500 225	202 344 327	16200 1688 882 468 1918 236 330 408 272 32220 317518	2963 980 564 269 2206 79 99 99 110 55088 62457	132
POTATOES DRIED	400 U STATES	LB 12143	2438	18443	3069	133
VEGETABLES DRIED	N O P 231 HONG KONG 327 FRANCE 335 GERMANY W 344 ITALY 347 JAPAN 354 NETHRLNDS 400 U STATES	LB 4080	1391	14298	4915 540 1659 553 747 322 184134	134
TOMATO JUICE CONCENTRATED	400 U STATES	LB 12143	2438	18443	3069	136
TOMATOES CANNED	344 ITALY 400 U STATES	LB 75705 1536590	5330 117732	209005 4455953	15607 347530	137
TOMATO PASTE CANNED	344 ITALY 354 NETHRLNDS 372 SPAIN 400 U STATES	LB 75205 331 29762 695413	10375 79 3600 99801	363396 331 29762 968120	43225 79 3600 138445	138
TOMATO PULP AND PUREE CANNED	400 U STATES	LB 800711	113855	1361609	185349	139
TOMATO JUICE EXCEPT CONCENTRTD	400 U STATES	LB 34397	2543	103116	7298	140
ASPARAGUS IN CANS	400 U STATES	LB 2807397	167802	7082671	418899	141
CORN IN CANS	400 U STATES	LB 2807397	167802	7082671	418899	143
MUSHROOMS AND TRUFFLES IN CANS	100 U KINGDOM 231 HONG KONG 327 FRANCE 335 GERMANY W 347 JAPAN 376 SWITZRLND 400 U STATES	LB 158 633 373 450 136 34269 36019	118 2063 458 285 77 8770 11771	237 633 20 450 136 67858 70529	177 2063 103 285 77 22240 26305	144
PEAS IN CANS	327 FRANCE 400 U STATES	LB 869 164681	238 20096	869 469029	238 49373	145
			20334	469898	49611	

IMPORTS INTO CANADA FOR CONSUMPTION

Articles and Countries from which Imported	MONTH OF FEBRUARY 1957		TWO MONTHS ENDED FEBRUARY 1957		Class Number
	Quantities	Values (\$)	Quantities	Values (\$)	
VEGETABLE JUICE N O P CANNED 400 U STATES	LB 6843	744	15347	1615	146
VEGETABLES N O P IN CANS	LB 7806	1498	18370	4069	147
231 HONG KONG			6146	1697	
306 BELGIUM			218	119	
327 FRANCE			20332	2958	
335 GERMANY W	11135	1644	3350	957	
347 JAPAN	1435	403	18741	2692	
354 NETHRLNDS	4247	508	868445	75506	
400 U STATES	448093	40263	935602	87998	
PIMENTOS IN CANS	LB 35208	3418	35208	3418	148
372 SPAIN			83500	16961	
400 U STATES	35208	3418	118708	20379	
BEANS GREEN OR WAX CANNED	LB 1798	405	441	110	149
327 FRANCE			14712	2208	
354 NETHRLNDS	140475	11273	496146	42542	
400 U STATES	142273	11678	511299	44860	
BEANS BAKED CANNED	LB 201817	17101	871122	72142	150
400 U STATES	201817	17101	871122	72142	
PICKLES PACKAGED RETAIL SALE	GAL 1801	4464	2791	7800	151
100 U KINGDOM			500	838	
231 HONG KONG	349	512	860	1258	
335 GERMANY W	780	1004	90502	122819	
400 U STATES	50933	69503	94653	132715	
PICKLES N O P	GAL 53863	75483	280	920	152
100 U KINGDOM			5375	4271	
227 SAHAMAS	5375	4271	1269	1853	
231 HONG KONG	350	452	644	992	
335 GERMANY W			6680	5590	
336 GREECE	6680	5590	18065	13957	
344 ITALY	14555	9138	2255	2649	
347 JAPAN	355	754	32664	36793	
354 NETHRLNDS	21024	25622	51405	39176	
372 SPAIN	34650	24866	3300	2180	
388 YUGO SLAV	3300	2180	100224	57525	
400 U STATES	59798	28231	222161	165906	
SAUCES N O P	GAL 630	1188	746	1595	153
100 U KINGDOM			176	304	
215 INDIA			3643	6144	
231 HONG KONG	1862	2142	9	63	
318 DENMARK	9	63	26	108	
327 FRANCE			234	1642	
354 NETHRLNDS	234	1642	67647	139211	
400 U STATES	41210	90287	72481	149067	
SAUCES SOY	GAL 4521	3192	10298	6845	155
231 HONG KONG			1194	1447	
347 JAPAN	756	888	7064	8884	
400 U STATES	3226	5224	18556	17176	
KETCHUP	GAL 24175	31284	63226	80323	156
400 U STATES	24175	31284	63226	80323	
BARLEY BUCKWHEAT AND RYE	BUSH				161
BEANS SOYA	BUSH 8			64	162
231 HONG KONG					
400 U STATES	31448	72730	62731	146242	
BEANS N O P	LB 58213	4824	71713	5867	163
100 U KINGDOM			475358	32171	
203 B E AFR			182250	17021	
231 HONG KONG	76150	8137	60957	3702	
312 CHILE	60957	3702	198	77	
327 FRANCE	198	77	16534	1830	
344 ITALY	16534	1830	9430	1528	
354 NETHRLNDS	8327	1349	39343	6166	
363 PERU	29343	4429	837980	106285	
400 U STATES	305590	39097	1693763	174647	
INDIAN CORN	BUSH 632812	885264	1643960	2312034	167
400 U STATES	632812	885264	1643960	2312034	
OATS	BUSH 261	171	2264	2971	168
400 U STATES	261	171	2264	2971	
PEAS SPLIT	LB 2110	301	2110	301	169
354 NETHRLNDS			66116	5229	
400 U STATES	8400	379	68226	5530	
PEAS N O P	LB 6724	1101	6724	1101	170
215 INDIA			13506	982	
236 NEW ZEAL			2470	331	
354 NETHRLNDS	703	108	284048	29874	
400 U STATES	151828	17947	32288		
RICE UNCLEARED UNHULLED PAOOY	CWT 5956	31580	11914	52833	171
304 ARGENTINA			14902	84102	
400 U STATES	5956	31580	26816	136935	

IMPORTS INTO CANADA FOR CONSUMPTION

14

Articles and Countries from which Imported	MONTH OF FEBRUARY 1957		TWO MONTHS ENDED FEBRUARY 1957		Class Number
	Quantities	Values (\$)	Quantities	Values (\$)	
RICE CLEANED					
344 ITALY	CWT		440	5401	173
400 U STATES		227270	47954	388817	
		25133	48394	394218	
WHEAT					
400 U STATES	BUSH	117461	28001	127934	174
		25659	28001	127934	
ALFALFA OR GRASS MEAL DEHYD					
400 U STATES	CWT	18463	14786	46885	180
		5705	14786	46885	
BARLEY POT PEARL ROAST GROUND					
400 U STATES	LB	152	1800	226	181
		1200	1800	226	
BRAN AND MILL FEED					
100 U KINGDOM	CWT	117	28	117	182
400 U STATES		11760	19481	32189	
		11788	19509	32306	
BUCKWHEAT MEAL OR FLOUR					
	CWT				183
CORN MEAL					
400 U STATES	BRL	4419	1344	9290	184
		685	1344	9290	
HOMINY CRACKED OR DRIED CORN					
400 U STATES	CWT	34406	21540	76924	185
		9644	21540	76924	
MALT FLOUR					
400 U STATES	LB	673	19550	1521	187
		9000	19550	1521	
OATMEAL AND ROLLED OATS					
100 U KINGDOM	LB		2280	288	188
			2280	288	
RICE STARCH FLOUR MEAL FEED					
231 HONG KONG	LB	70	6280	978	189
347 JAPAN			300	67	
400 U STATES		7000	148220	16782	
		7500	154800	17834	
RYE FLOUR					
400 U STATES	BRL	2362	306	2362	191
		306	306	2362	
SAGO AND CASSAVA FLOUR EDIBLE					
218 MALAYA	LB		4480	233	192
309 BRAZIL		166	119441	8052	
400 U STATES		15220	17720	1444	
		17310	141641	9729	
SEMOLINA					
	CWT				193
WHEAT FLOUR					
400 U STATES	CWT	5755	900	5755	194
		900	900	5755	
BISCUITS AND BREAD DIETARY					
100 U KINGDOM		134		134	201
335 GERMANY W		116		116	
400 U STATES				1988	
		250		2338	
BISCUITS NOT SWEETENED N O P					
100 U KINGDOM	LB	7900	61103	19010	202
231 HONG KONG		120	233	116	
306 BELGIUM		377	377	194	
318 DENMARK		3703	715	937	
326 FINLAND		3703	752	752	
327 FRANCE		480	480	1165	
335 GERMANY W		1323	1435	358	
347 JAPAN		1966	5385	2203	
354 NETHRLNDS		4328	10038	2509	
359 NORWAY		5556	5556	804	
375 SWEDEN		29580	57180	10763	
400 U STATES		133610	273450	88761	
		206280	423086	127572	
BISCUITS SWEETENED N O P					
100 U KINGDOM	LB	152212	801954	310901	204
231 HONG KONG		540	984	575	
306 BELGIUM		4573	12996	5014	
318 DENMARK		3603	9852	2611	
327 FRANCE		1619	4159	1590	
335 GERMANY W		1350	2012	844	
344 ITALY		1200	1200	280	
347 JAPAN		770	770	286	
354 NETHRLNDS		3532	7882	2398	
400 U STATES		217518	327527	82267	
		637618	1169336	406766	
BREAD PASSOVER MATZO PRODUCTS					
400 U STATES		15071		18388	205
		15071		18388	
CEREAL FOODS 25 POUNDS OR LESS					
100 U KINGDOM	LB		1080	185	206
231 HONG KONG		450	1522	441	
335 GERMANY W		2310	12639	2259	
354 NETHRLNDS		3417	9111	874	
400 U STATES		222452	382148	74377	
		235629	406500	78136	
CEREAL FOODS PREPARED N O P					
100 U KINGDOM		107		5955	207
236 NEW ZEAL		468		468	
335 GERMANY W				361	
347 JAPAN				116	
400 U STATES		90738		159034	
		91313		165934	

IMPORTS INTO CANADA FOR CONSUMPTION

Articles and Countries from which Imported	MONTH OF FEBRUARY 1957		TWO MONTHS ENDED FEBRUARY 1957		Class Number
	Quantities	Values (\$)	Quantities	Values (\$)	
MACARONI AND VERMICELLI	LB				208
231 HONG KONG	2830	769	7990	1827	
327 FRANCE	926	193	926	193	
354 NETHRLNDS			700	74	
400 U STATES	237436	37516	328685	51881	
	241192	38478	338301	53975	
MILK FOODS N O P	CWT				209
100 U KINGDOM	13	385	13	385	
335 GERMANY W			5	394	
359 NORWAY	21	879	27	1193	
400 U STATES	291	23422	532	35584	
	325	24686	577	37556	
ARROWROOT	LB				221
228 LEEWIND	45000	4667	50000	5307	
231 HONG KONG	400	54	400	54	
	45400	4721	50400	5361	
MALT WHOLE CRUSHED OR GROUND	LB				224
400 U STATES	42000	2058	42000	2058	
	42000	2058	42000	2058	
SAGO AND TAPIOCA	LB				225
218 MALAYA	56000	3326	57867	3427	
309 BRAZIL	2500	342	8500	1076	
355 INDONESIA	43829	3631	43829	3631	
400 U STATES	70000	11484	70000	11484	
	172329	18783	180196	19618	
ALL OTHER BREADSTUFFS N O P					226
400 U STATES		5505		5899	
		5505		5899	
COCOANUT OIL N O P EDIBLE	CWT				231
100 U KINGDOM	845	13040	1786	27560	
400 U STATES	190	3202	216	3649	
	1035	16242	2002	31209	
COTTON SEED OIL N O P EDIBLE	CWT				233
400 U STATES	366	6468	1053	17994	
	366	6468	1053	17994	
OLIVE OIL N O P EDIBLE	CWT				234
328 FR AFRICA	265	8420	265	8420	
336 GREECE	48	1845	48	1845	
344 ITALY	536	21286	536	21286	
400 U STATES	136	5894	146	6349	
	985	37445	995	37900	
PEANUT OIL N O P EDIBLE	CWT				235
231 HONG KONG	48	1229	150	3676	
400 U STATES	19	510	143	4282	
	67	1739	293	7958	
SOYA BEAN OIL N O P EDIBLE	CWT				236
400 U STATES	10961	173056	20197	301686	
	10961	173056	20197	301686	
CHOCOLATES IN RETAIL PACKAGES	LB				239
100 U KINGDOM	128324	69965	214197	114657	
306 BELGIUM	1387	673	1387	673	
327 FRANCE	2814	1182	2814	1182	
335 GERMANY W	5881	3416	8070	3931	
344 ITALY	4075	951	5475	1506	
354 NETHRLNDS	3379	2592	14079	6576	
376 SWITZRLND	14483	6881	18643	10373	
400 U STATES	8933	4380	20713	9763	
	169276	90040	285378	148661	
CONFECTIONERY CHOCOLATE N O P	LB				240
100 U KINGDOM	222390	83856	530931	206006	
306 BELGIUM	2402	1248	21357	7954	
317 CZECHO S			300	162	
318 DENMARK			2612	1214	
327 FRANCE			22992	8522	
335 GERMANY W	33917	16699	76328	36702	
344 ITALY	600	337	600	337	
354 NETHRLNDS	33794	15206	46648	19343	
360 ISRAEL	27899	10539	27899	10539	
376 SWITZRLND	5022	4792	8384	6619	
400 U STATES	86772	30149	168918	57748	
	412796	162826	906969	355146	
OTHER CONFECTIONS SWEETENED	LB				242
100 U KINGDOM	7634	2908	47370	14720	
231 HONG KONG	596	251	2356	795	
305 AUSTRIA	467	180	467	180	
318 DENMARK	3720	1632	3720	1632	
335 GERMANY W	550	198	1750	436	
354 NETHRLNDS	6620	1163	15463	2196	
400 U STATES	117210	32793	226794	67957	
	136797	39125	297920	87916	
FRUITS PEELS CANDIED	LB				243
231 HONG KONG			2016	219	
327 FRANCE	13860	3162	14490	3373	
344 ITALY	31967	6417	31967	6417	
400 U STATES	16240	8057	27957	12818	
	62067	17636	76430	22827	
GINGER PRESERVED	LB				244
100 U KINGDOM	120	62	120	62	
231 HONG KONG	11518	1900	13170	2354	
	11638	1962	13290	2416	
SUGAR CANOY CONFECTIONERY NOP	LB				246
100 U KINGDOM	615066	113714	1441836	276180	
207 UN SO AFR	1630	2420	1630	2420	
224 JAMAICA			2700	340	
231 HONG KONG	640	326	4770	1256	
305 AUSTRIA	884	220	1345	550	

IMPORTS INTO CANADA FOR CONSUMPTION

Articles and Countries from which Imported		MONTH OF FEBRUARY 1957		TWO MONTHS ENDED FEBRUARY 1957		Class Number
		Quantities	Values (\$)	Quantities	Values (\$)	
306	BELGIUM			1228	299	
316	CUBA	10192	1435	28192	3206	
318	DENMARK	6060	1915	22184	5481	
326	FINLAND	2205	826	2646	989	
327	FRANCE	6052	2352	10763	4011	
335	GERMANY W	4122	1398	7487	2329	
344	ITALY	6968	3167	8568	3830	
347	JAPAN	839	277	1191	453	
354	NETHRLNDS	26008	4923	64959	14163	
360	ISRAEL	21493	4403	21493	4403	
400	U STATES	135829	37830	229630	64535	
		837988	175206	1850622	384445	
BUBBLE GUM		LB				247
318	DENMARK	2646	869	2646	869	
354	NETHRLNDS			1543	362	
400	U STATES	39791	9452	92588	25131	
		42437	10321	96777	26362	
CHEWING GUM N O P		LB				249
100	U KINGDOM	459	144	459	144	
354	NETHRLNDS	1903	447	1903	447	
400	U STATES	15087	3850	30494	7702	
		17449	4441	32856	8293	
GLUCOSE AND SYRUP CORN SYRUP		CWT				251
100	U KINGDOM	228	1407	228	1407	
354	NETHRLNDS	33	361	46	475	
400	U STATES	11224	88289	17411	137108	
		11485	90057	17685	138990	
MOLASSES OF CANE NOP		GAL				252
224	JAMAICA	8750	1245	8750	1245	
225	TRINIDAD	45280	5886	86080	11190	
228	LEEW WIND			8967	2865	
400	U STATES	142464	33385	342324	80214	
		196494	40516	446121	95514	
LIQUID OR INVERT SUGAR		CWT				254
100	U KINGDOM			123	948	
400	U STATES	7	63	106	955	
		7	63	229	1903	
MOLASSES FOR HUMAN CONSUMPTION		GAL				255
100	U KINGDOM			371	256	
223	BARBADOS	366037	227005	543167	317434	
316	CUBA			632053	249239	
400	U STATES	8499	6273	32806	21274	
		374536	233283	1208397	588203	
SYRUPS OF CANE OR BEET NOP		GAL				256
100	U KINGDOM			1252	1403	
400	U STATES	152	348	152	348	
		152	348	1404	1751	
SUGAR RAW IMPORTED BY REFINERS		CWT				262
204	MAURITIUS	87398	588498	304354	1616608	
221	B GUIANA			69889	270837	
234	AUSTRALIA			215488	662173	
235	FIJI			185287	852318	
316	CUBA	189572	883370	255564	1111677	
		276970	1471868	1030582	4513613	
SUGAR RAW N O P		CWT				263
221	B GUIANA	1883	8352	10794	44989	
		1883	8352	10794	44989	
SUGAR REFINED		CWT				264
100	U KINGDOM			36	193	
400	U STATES	5	53	21	615	
		5	53	57	808	
SUGAR AND SYRUP MAPLE		LB				265
COCOA BEANS NOT ROASTED		CWT				271
100	U KINGDOM			1109	29003	
217	CEYLON			1680	35715	
225	TRINIDAD	1500	36748	2400	59373	
228	LEEW WIND	780	16138	780	16138	
309	BRAZIL	324	7235	2413	55035	
320	DOM REP			150	3257	
321	ECUADOR	149	4050	1491	37976	
387	VENEZUELA			1183	27864	
400	U STATES	13528	310708	33538	783433	
		16281	374879	44744	1047794	
COCOA BUTTER		LB				273
100	U KINGDOM	134400	76612	134400	76612	
309	BRAZIL			10580	5513	
328	FR AFRICA	33069	18571	33069	18571	
344	ITALY			55115	22497	
354	NETHRLNDS	43872	21293	43872	21293	
400	U STATES	57650	38460	108294	64337	
		266991	154936	385330	208623	
COCOA PASTE NOT SWEETENED		LB				274
100	U KINGDOM			112056	25237	
309	BRAZIL	143394	19583	247164	36067	
354	NETHRLNDS	65602	15564	65602	15564	
372	SPAIN	276	81	444	142	
400	U STATES			5500	2011	
		209272	35228	430766	79021	
COCOA PASTE SWEETENED		LB				275
100	U KINGDOM			504	100	
354	NETHRLNDS	440	170	440	170	
400	U STATES	13500	4428	34250	10903	
		13940	4598	35194	11173	

IMPORTS INTO CANADA FOR CONSUMPTION

Articles and Countries from which imported	MONTH OF FEBRUARY 1957		TWO MONTHS ENDED FEBRUARY 1957		Class Number
	Quantities	Values (\$)	Quantities	Values (\$)	
COCOA OR CHOCOLATE POWDER	LB				276
100 U KINGDOM	120960	47094	132556	51784	
327 FRANCE	57320	8570	57320	8570	
354 NETHRLNDS	89261	24326	156881	41841	
400 U STATES	73790	21090	285054	103398	
	341331	101080	631811	205593	
COCOA AND CHOCOLATE PREPS NOP	LB				277
100 U KINGDOM	44612	13332	74297	22195	
327 FRANCE			2300	1243	
335 GERMANY W	864	660	1101	848	
354 NETHRLNDS	11608	2768	14089	3712	
400 U STATES	64253	14807	140816	30987	
	121337	31567	232603	58985	
CHICORY	LB				282
354 NETHRLNDS	2800	186	11840	872	
400 U STATES	7544	2793	14594	5334	
	10344	2979	26434	6206	
COFFEE GREEN	LB				283
100 U KINGDOM	2640	1041	2640	1041	
202 AOEN	4200	2511	4200	2511	
203 B E AFR	421763	215018	1786777	941933	
224 JAMAICA			6600	4418	
225 TRINIDAO	67075	25457	70075	27035	
307 BEL CONGO			116530	57914	
309 BRAZIL	3274921	1781769	7382629	3993672	
314 COLOMBIA	1765957	1201055	4429749	3023702	
315 C RICA	103838	66674	355057	233942	
316 CUBA			74784	43390	
320 DOM REP	173003	105771	380977	230095	
321 ECUADOR	17003	7699	202312	112669	
323 EL SALVD	106240	56486	219945	127890	
337 GUATEMALA	223888	123985	1125759	690137	
338 HAITI			9843	3690	
352 MEXICO	293484	163454	407670	230198	
363 PERU	3761	2129	7522	4257	
383 HAWAII			27500	18391	
387 VENEZUELA			32173	20418	
400 U STATES	169395	88532	952118	522569	
	6627168	3841581	17594860	10289872	
COFFEE ROASTED AND SUBSTITUTES	LB				286
224 JAMAICA	47400	21814	100050	46136	
309 BRAZIL			5400	6184	
400 U STATES	264692	206169	388504	304925	
	312092	227983	493954	357315	
COFFEE EXTRACT OF N O P	LB				287
100 U KINGDOM	5259	1904	18336	5509	
376 SWITZRLND	25	138	25	138	
400 U STATES	395741	915855	707672	1614181	
	401025	917897	726033	1619828	
CLOVES UNGROUND	LB				291
203 B E AFR	16800	6172	19040	6921	
333 MADAGASCR	11011	4396	11011	4396	
400 U STATES			181	138	
	27811	10568	30232	11455	
GINGER UNGROUND	LB				292
100 U KINGDOM	3460	798	9183	2450	
215 INDIA	21280	3765	49280	8520	
231 HONG KONG	10500	716	18060	1573	
316 CUBA			2360	165	
383 HAWAII	1190	235	4410	945	
384 P RICO	2000	262	2000	262	
400 U STATES	230	60	375	180	
	38660	5836	85668	14095	
MUSTARD GROUND	LB				293
100 U KINGDOM			9540	4627	
400 U STATES	6480	1591	6760	1657	
	6480	1591	16300	6284	
NUTMEGS AND MACE UNGROUND	LB				294
100 U KINGDOM	8000	16874	16727	29799	
228 LEEW WIND	18411	39501	18811	40089	
354 NETHRLNDS			1066	2361	
400 U STATES	127	68	29914	17649	
	26538	56443	66518	89898	
NUTMEGS AND MACE GROUND	LB				295
400 U STATES	221	644	830	1933	
	221	644	830	1933	
PEPPER UNGROUND	LB				296
100 U KINGDOM	4556	1077	4556	1077	
203 B E AFR	4599	1286	4599	1286	
215 INDIA	163520	33449	336000	66950	
218 MALAYA	91840	24365	151200	38283	
219 BEI OTHER	5600	1634	14560	3985	
347 JAPAN	4500	967	19600	4409	
400 U STATES	7166	754	15954	4147	
	281781	63532	546469	120137	
SPICES N O P UNGROUND	LB				297
217 CEYLON	2725	2783	2725	2783	
224 JAMAICA	4480	2837	22680	14454	
231 HONG KONG	16800	1085	43733	3791	
352 MEXICO	5600	1281	10886	3285	
354 NETHRLNDS	11024	1473	15531	2026	
400 U STATES	144	243	5863	1406	
	40773	9702	101418	27745	
GINGER AND SPICES NOP GROUND	LB				298
100 U KINGDOM	369	274	2105	1683	
335 GERMANY W			450	356	

IMPORTS INTO CANADA FOR CONSUMPTION

Articles and Countries from which Imported	MONTH OF FEBRUARY 1957		TWO MONTHS ENDED FEBRUARY 1957		Class Number
	Quantities	Values (\$)	Quantities	Values (\$)	
354 NETHRLNDS	220	260	220	260	
372 SPAIN	86900	33477	181500	65703	
388 YUGO SLAV	5621	1600	5621	1600	
400 U STATES	18859	11613	33846	22943	
	111969	47224	223742	92545	
TONQUIN BEANS CRUDE	LB				399
309 BRAZIL			1102	1207	
			1102	1207	
VANILLA BEANS CRUDE	LB				300
352 MEXICO	2253	15472	2253	15472	
400 U STATES	3078	20915	6800	45652	
	5331	36387	9053	61124	
SEEDS AROMATIC CRUDE UNGROUND	LB				301
215 INDIA	5608	3286	5608	3286	
353 MOROCCO	44094	2950	77952	4817	
354 NETHRLNDS	11550	1596	11550	1596	
400 U STATES	2931	467	5821	1113	
	64183	8299	100931	10812	
TEA BLACK	LB				310
100 U KINGDOM	36266	22172	243548	169012	
203 B E AFR	30598	16464	279694	135584	
215 INDIA	586085	333938	3085286	1749692	
216 PAKISTAN	5562	2100	5562	2100	
217 CEYLON	1198809	687594	2842642	1692285	
218 MALAYA			45980	21379	
231 HONG KONG	12709	4599	24604	8754	
313 CHINA			3610	1007	
347 JAPAN	562	215	36762	6004	
354 NETHRLNDS	16084	8608	16084	8608	
355 INDONESIA	91551	48650	98631	52032	
393 TAIWAN	11427	3827	36427	9503	
400 U STATES	90868	60223	102198	66222	
	2080521	1188390	6821028	3922192	
TEA GREEN	LB				330
100 U KINGDOM	68	64	68	64	
231 HONG KONG	6300	2516	8460	3719	
347 JAPAN	33947	12012	35865	12373	
354 NETHRLNDS	400	307	400	307	
400 U STATES			1053	406	
	40715	14899	45846	16869	
VINEGAR	GAL				341
100 U KINGDOM			19	79	
400 U STATES	510	576	510	576	
	510	576	529	655	
YEAST IN CAKES AND PACKAGES	LB				352
100 U KINGDOM			26750	1989	
400 U STATES	2024	1148	3699	2163	
	2024	1148	30449	4152	
YEAST IN BULK	LB				353
400 U STATES	4350	1176	5610	1514	
	4350	1176	5610	1514	
HOPS	LB				352
335 GERMANY W			2016	2243	
388 YUGO SLAV	13306	14735	16613	18436	
400 U STATES	80225	54257	238921	152068	
	93531	68992	257550	172747	
LIQUORICE UNSWEETENED	LB				364
400 U STATES	620	195	170318	35486	
	620	195	170318	35486	
MALT SYRUP AND EXTRACTS	LB				363
100 U KINGDOM	10600	2359	68150	9704	
400 U STATES	178320	34780	225420	42850	
	188920	37139	293570	52554	
ESSENCES EXTRACTS N O P	GAL				367
400 U STATES	41	3002	115	4402	
	41	3002	115	4402	
FOODSTUFFS TAR 18A 19 140A 206					369
400 U STATES		1746		2122	
		1746		2122	
POTATOES FRENCH FRIED FROZEN	LB				380
400 U STATES	149720	25190	460847	73475	
	149720	25190	460847	73475	
POTATO CHIPS NOT FROZEN	LB				381
400 U STATES	285109	100783	589895	215028	
	285109	100783	589895	215028	
VEGETABLE FOOD PRODUCTS N O P					390
100 U KINGDOM		6378		8411	
231 HONG KONG		3431		7051	
306 BELGIUM		2043		2043	
335 GERMANY W		97		282	
347 JAPAN		230		571	
354 NETHRLNDS		1472		1472	
400 U STATES		115810		236856	
		122461		256693	

IMPORTS INTO CANADA FOR CONSUMPTION

Articles and Countries from which Imported	MONTH OF FEBRUARY 1957		TWO MONTHS ENDED FEBRUARY 1957		Class Number
	Quantities	Values (\$)	Quantities	Values (\$)	
<u>GROUP 1</u>					
<u>AGRICULTURAL PRODUCTS</u>					
<u>B OTHER THAN FOOD</u>					
ALE BEER PORTER AND STOUT	GAL				1501
100 U KINGDOM	7819	9668	32058	41252	
335 GERMANY W			1400	1710	
347 JAPAN	100	299	200	598	
354 NETHRLNDS			1000	800	
400 U STATES	905	889	905	889	
	8824	10856	35563	45249	
BRANDY	P GAL				1511
100 U KINGDOM			140	810	
207 UN SO AFR	5408	16105	11334	33260	
208 BSA OTHER			47	321	
232 MALTA	134	629	268	1259	
234 AUSTRALIA	3572	11729	10210	32830	
318 DENMARK			9	160	
327 FRANCE	10066	93175	21112	194363	
335 GERMANY W	66	827	66	827	
336 GREECE	160	1356	382	3249	
344 ITALY	67	476	134	931	
360 ISRAEL	33	537	33	537	
366 PORTUGAL	1583	6010	3434	13872	
372 SPAIN	977	6069	1257	7639	
388 YUGO SLAV	140	810	140	810	
	22206	137723	48566	290868	
CORDIALS AND LIQUEURS N O P	P GAL				1512
100 U KINGDOM	594	7389	1890	24719	
231 HONG KONG			79	839	
313 CHINA			36	882	
318 DENMARK	166	2838	667	10112	
327 FRANCE	1894	22513	5853	68453	
340 HUNGARY			120	751	
344 ITALY	35	212	216	2102	
352 MEXICO			22	482	
354 NETHRLNDS	929	9852	2819	29413	
359 NORWAY	41	198	177	878	
375 SWEDEN			9	93	
384 P RICO			140	724	
388 YUGO SLAV			137	793	
	3659	43002	12165	140241	
GIN	P GAL				1513
100 U KINGDOM	4551	23816	11455	60296	
354 NETHRLNDS	371	1482	964	3689	
	4922	25298	12419	63985	
RUM	P GAL				1514
100 U KINGDOM	18940	68944	69395	214443	
221 B GUIANA	14671	20488	32724	43827	
223 BARBADOS	7163	19824	15129	43194	
224 JAMAICA	6964	18818	16969	49256	
225 TRINIDAD	8193	36537	11570	52194	
316 CUBA	305	2979	950	10791	
327 FRANCE	36	265	72	530	
338 HAITI	97	702	105	826	
384 P RICO	2586	19254	6259	45496	
400 U STATES			11	93	
	58955	187811	153184	460650	
WHISKY	P GAL				1515
100 U KINGDOM	38153	316528	107201	865387	
354 NETHRLNDS			2067	8113	
400 U STATES	14084	10444	150908	269085	
	52237	326972	260176	1142585	
ABSINTHE ALCOHOLIC LIQUORS NOP	P GAL				1516
354 NETHRLNDS	105	488	105	488	
	105	488	105	488	
WINES NON SPARKLING	GAL				1530
100 U KINGDOM	3488	18185	11296	55079	
207 UN SO AFR	10426	17984	23848	39282	
232 MALTA	1192	1688	2505	3668	
234 AUSTRALIA	21226	40740	42611	86174	
327 FRANCE	14706	49257	39807	148608	
328 FR AFRICA	4208	5894	5303	7447	
335 GERMANY W	1209	5890	3641	21632	
336 GREECE	1031	1325	2836	3393	
340 HUNGARY			34	237	
344 ITALY	6700	20632	23769	76099	
354 NETHRLNDS	10	50	84	485	
360 ISRAEL	360	1461	659	2597	
366 PORTUGAL	8801	14674	24129	39802	
367 AZORES	447	1232	447	1232	
372 SPAIN	4303	9874	13049	35066	
376 SWITZRLND	216	837	316	1262	
389 IRELAND	1420	7210	3996	20255	
400 U STATES	6387	16098	15174	42010	
	66130	213031	213504	584328	
WINES SPARKLING	GAL				1560
234 AUSTRALIA			82	466	
306 BELGIUM	49	587	111	1426	

IMPORTS INTO CANADA FOR CONSUMPTION

20

Articles and Countries from which Imported	MONTH OF FEBRUARY 1957		TWO MONTHS ENDED FEBRUARY 1957		Class Number
	Quantities	Values (\$)	Quantities	Values (\$)	
327 FRANCE	1196	13855	4605	51129	
335 GERMANY W			110	532	
344 ITALY	198	931	670	3146	
354 NETHRLNDS			60	375	
GUMS AMBER AND ARABIC	1443	15373	5638	57074	1571
100 U KINGDOM	LB 560	151	560	151	
400 U STATES	48020	12622	115253	30308	
	48580	12773	115813	30459	
GUMS AUSTL COPAL OAMAR ETC	CWT 336	2292	336	2292	1572
218 MALAYA	560	1775	560	1775	
219 BEL OTHER	350	6538	380	7254	
400 U STATES	1246	10605	1276	11321	
GUMS BARBERRY ELEMI GEOOA ETC	CWT 335	13190	1171	49959	1573
400 U STATES	335	13190	1171	49959	
BURGUNDY PITCH	LB 53443	2726	62396	3946	1575
400 U STATES	53443	2726	62396	3946	
CHICLE OR SAPPATO GUM CRUDE	LB 102097	89526	203661	179057	1576
337 GUATEMALA	66337	30325	164534	76028	
400 U STATES	168434	119851	368195	255085	
SHELLAC BLEACHEO	LB 1000	511	1000	511	1577
335 GERMANY W	13886	7149	21886	11284	
400 U STATES	14886	7660	22886	11795	
DRAGONS BLOOD	LB		20	58	1578
400 U STATES			20	58	
LAC CRUOE SEED STICK AND SHELL	LB 100	57	100	57	1579
100 U KINGDOM	8400	3355	72688	25250	
215 INDIA	73610	30600	277505	94367	
371 THAILAND	124544	30872	166207	42050	
400 U STATES	206654	64884	516500	161724	
RESIN OR ROSIN	CWT 27612	183901	53624	350995	1580
400 U STATES	27612	183901	53624	350995	
ROSIN SIZING	CWT 12399	115016	25994	250787	1581
400 U STATES	12399	115016	25994	250787	
WAX SEALING				88	1582
100 U KINGDOM				2013	
400 U STATES		1551		2101	
GUMS AND BLENOS N O P	LB 7581	5119	16251	11677	1583
100 U KINGDOM	285316	100057	467432	172320	
400 U STATES	292897	105176	483683	183997	
TALL OIL AND TALL OIL PITCH	CWT 7172	41891	12916	78119	1584
400 U STATES	7172	41891	12916	78119	
COTTON SEED CAKE AND MEAL	CWT 320	937	1150	3603	1591
400 U STATES	320	937	1150	3603	
LINSEED OIL CAKE AND MEAL	CWT 11448	32614	27929	78383	1592
400 U STATES	11448	32614	27929	78383	
PALM NUT CAKE AND MEAL	CWT				1593
SOYA BEAN OIL CAKE AND MEAL	CWT 308376	771513	760054	1875718	1594
400 U STATES	308376	771513	760054	1875718	
SOYA BEAN FLOUR	CWT 3714	27186	5874	39543	1595
400 U STATES	3714	27186	5874	39543	
PEANUT OIL CAKE AND MEAL	CWT				1596
CASTOR OIL NOT EDIBLE	CWT 1267	25116	2818	57939	1601
309 BRAZIL	346	9657	435	12849	
400 U STATES	1613	34773	3253	70788	
CHINAWOOD OIL NOT EDIBLE	CWT 687	12956	911	17657	1602
231 HONG KONG	766	16846	1086	23794	
304 ARGENTINA	663	14541	663	14541	
400 U STATES	2116	44343	2660	55992	
COCOANUT OIL NOT EDIBLE	CWT 6282	62757	20628	219008	1603
217 CEYLON			1241	23309	
400 U STATES	6282	62757	21869	242317	
COTTON SEEO OIL NOT EDIBLE	CWT 30050	420287	50007	692242	1605
400 U STATES	30050	420287	50007	692242	
ESSENTIAL OIL N O P	LB 5545	3420	8158	12899	1606
100 U KINGDOM			1600	1321	
217 CEYLON			490	1042	
224 JAMAICA	140	712	140	712	
228 LEEW WIND			4200	7892	
231 HONG KONG	100	155	100	155	
234 AUSTRALIA	100	192	200	384	
306 BELGIUM			400	1344	
309 BRAZIL			2	124	
312 CHILE					

IMPORTS INTO CANADA FOR CONSUMPTION

Articles and Countries from which Imported	MONTH OF FEBRUARY 1957		TWO MONTHS ENDED FEBRUARY 1957		Class Number
	Quantities	Values (\$)	Quantities	Values (\$)	
327 FRANCE	147	2120	189	2673	
335 GERMANY W			5631	4633	
344 ITALY			10	82	
352 MEXICO	25	115	225	916	
354 NETHRLNDS			1600	1751	
372 SPAIN			3715	6392	
376 SWITZRLND	298	5344	536	9627	
400 U STATES	83793	301426	186003	598566	
	90638	314526	213199	650513	
EUCALYPTUS OIL					
400 U STATES	LB 85	70	85	70	1607
		70	85	70	
FLAXSEED OR LINSEED OIL					
400 U STATES	CWT 22	628	193	3506	1608
		628	193	3506	
FOOTS OF COTTON SEED OR OLIVES					
400 U STATES	CWT 4	110	64	752	1609
		110	64	752	
OLIVE OIL FOR MANUFACTURING					
	CWT				1610
PALM AND PALM KERNEL OIL					
100 U KINGDOM	CWT		4486	51788	1611
218 MALAYA	17537	194153	40834	452410	
307 BEL CONGO	14769	151680	24498	236590	
354 NETHRLNDS	610	8852	1105	16853	
355 INDONESIA	5680	60477	5680	60477	
	38596	415162	76603	818118	
PEANUT OIL					
400 U STATES	CWT 2400	37738	5404	93003	1613
		37738	5404	93003	
PEPPERMINT OIL					
	LB				1614
100 U KINGDOM	105	1380	105	1380	
347 JAPAN	120	473	120	473	
400 U STATES	10968	66440	15932	93540	
	11193	68293	16157	95393	
RESIN OIL					
400 U STATES	CWT 629	3839	666	4282	1617
		3839	666	4282	
SESAME SEED OIL					
	CWT				1618
231 HONG KONG	10	393	17	760	
400 U STATES	58	1928	66	2217	
	68	2321	83	2977	
SOYA BEAN OIL FOR MANUFACTURE					
400 U STATES	CWT 6083	88920	11284	168834	1619
		88920	11284	168834	
VEGETABLE OIL N O P NOT EDIBLE					
231 HONG KONG			22	1902	1620
400 U STATES	15493	236592	24810	386407	
	15493	236592	24832	388309	
RAPE SEED OIL					
	CWT				1621
CASHEW NUT SHELL OIL					
	CWT				1622
BITICICA OIL					
	CWT				1623
309 BRAZIL	328	4855	328	4855	
400 U STATES	638	8826	638	8826	
	966	13681	966	13681	
SUNFLOWER SEED OIL					
	CWT				1624
VEGETABLE OILS FOR TEXTILES					
	CWT				1625
100 U KINGDOM			340	7337	
376 SWITZRLND	20	3658	20	3658	
400 U STATES	1884	42901	4081	90073	
	1904	46559	4441	101068	
LEMON OIL AND ORANGE OIL					
	LB				1626
224 JAMAICA	2000	3080	3032	5980	
344 ITALY			525	1706	
354 NETHRLNDS	2000	9000	5200	23645	
376 SWITZRLND	40	917	40	917	
400 U STATES	5559	13371	14558	36869	
	9599	26368	23355	69117	
SPEARMINT OIL					
400 U STATES	LB 4038	19940	7938	36812	1627
		19940	7938	36812	
ROSE BUSHES NOP					
	NO				1646
100 U KINGDOM	108	63	108	63	
306 BELGIUM	8250	908	38316	5684	
318 DENMARK	61780	10622	76230	13168	
335 GERMANY W	7200	1584	7200	1584	
354 NETHRLNDS	84666	17397	138828	29867	
400 U STATES	185192	63294	329849	105751	
	347196	93868	590531	156117	
BUSHES ROOTS AND VINES N O P					
	NO				1647
354 NETHRLNDS	832	155	832	155	
400 U STATES	10000	1073	10000	1073	
	10832	1228	10832	1228	
APPLE TREES N O P					
	NO				1651
354 NETHRLNDS	498	199	1308	636	
400 U STATES			500	359	
	498	199	1808	995	
PEACH TREES AND JUNE BUDS NOP					
	NO				1653
400 U STATES	11610	3068	15027	4622	
	11610	3068	15027	4622	
FRUIT TREES N O P					
	NO				1657
354 NETHRLNDS	500	200	500	200	
400 U STATES	200	154	200	154	
	700	354	700	354	

IMPORTS INTO CANADA FOR CONSUMPTION

Articles and Countries from which Imported	MONTH OF FEBRUARY 1957		TWO MONTHS ENDED FEBRUARY 1957		Class Number
	Quantities	Values (\$)	Quantities	Values (\$)	
AZALEAS RHODODENDRONS ETC					1662
100 U KINGDOM		1385		1771	
224 JAMAICA				780	
231 HONG KONG		205		866	
306 BELGIUM		4263		30513	
318 DENMARK		433		433	
335 GERMANY W		770		770	
347 JAPAN		604		1030	
354 NETHRLNDS		29953		35898	
400 U STATES		42968		95456	
		80581		167517	
PALMS FERNS FICUS CANNAS ETC					1663
347 JAPAN		95		95	
354 NETHRLNDS		4045		6173	
400 U STATES		1792		2256	
		5932		8524	
TULIP BULBS					1664
GLADIOLI BULBS					1665
347 JAPAN		231		231	
354 NETHRLNDS		7174		11047	
400 U STATES		6470		7938	
		13875		19216	
FLOWERS AND FOLIAGE CUT					1666
100 U KINGDOM		1003		1193	
231 HONG KONG		50		179	
327 FRANCE		205		301	
352 MEXICO		677		677	
354 NETHRLNDS		229		318	
376 SWITZRLND				99	
383 HAWAII		390		390	
400 U STATES		192210		383076	
		194764		386233	
TREES SEEDLING STOCK					1668
306 BELGIUM		3317		3317	
354 NETHRLNDS		13476		18741	
400 U STATES		402		740	
		17195		22798	
FLORIST OR NURSERY STOCK N O P					1669
100 U KINGDOM		238		238	
306 BELGIUM		1431		2220	
318 DENMARK		389		1072	
335 GERMANY W		416		416	
347 JAPAN				110	
354 NETHRLNDS		64278		90551	
400 U STATES		35282		54454	
		102034		149061	
LATEX NATURAL					1678
218 MALAYA	LB		288810	115984	
400 U STATES		717355	1550829	614974	
		717355	1839639	730958	
LATEX SYNTHETIC					1679
400 U STATES	LB	733617	1186390	402160	
		733617	1186390	402160	
BALATA CRUDE					1681
309 BRAZIL	LB	2976	2976	927	
400 U STATES			1200	3602	
		2976	4176	4529	
GUTTA PERCHA UNMANUFACTURED					1682
400 U STATES	LB	600	600	1791	
		600	600	1791	
RUBBER CRUDE CAOUTCHOUC					1683
100 U KINGDOM	LB	147840	147840	41866	
217 CEYLON		194880	586880	147396	
218 MALAYA		4424547	14699890	4251098	
355 INDONESIA		208451	343005	108074	
371 THAILAND		56000	168000	37408	
400 U STATES		246438	865081	275330	
		5278156	16810696	4861172	
COMB BLANKS OF HARD RUBBER					1684
400 U STATES		400		400	
		400		400	
RUBBER POWDERED WASTE OR JUNK					1687
100 U KINGDOM	CWT		204	878	
400 U STATES		1945	2604	21510	
		1945	2808	22388	
RUBBER RECOVERED					1688
100 U KINGDOM	CWT	920	1740	14270	
400 U STATES		24786	49603	449791	
		25706	51343	464061	
RUBBER SUBSTITUTE OR SYNTHETIC					1689
400 U STATES	CWT	21560	36690	998864	
		21560	36690	998864	
RUBBER THREAD NOT COVERED					1690
100 U KINGDOM	LB		705	924	
400 U STATES		18897	42350	69935	
		18897	43055	70859	
HARD RUBBER STRIP SHEET ROO					1691
400 U STATES	LB	2524	4787	6710	
		2524	4787	6710	
FOAM RUBBER SHEETING					1697
400 U STATES		5527		11856	
		5527		11856	
RUBBER SHEETING N O P					1698
100 U KINGDOM				7119	
218 MALAYA		13494		55738	

IMPORTS INTO CANADA FOR CONSUMPTION

Articles and Countries from which Imported	MONTH OF FEBRUARY 1957		TWO MONTHS ENDED FEBRUARY 1957		Class Number
	Quantities	Values (\$)	Quantities	Values (\$)	
335 GERMANY W				898	
354 NETHRLNDS				183	
400 U STATES		7238		22235	
CONVEYOR BELTING OF RUBBER		20732		86173	1699
100 U KINGDOM		101		2600	
375 SWEDEN		682		682	
400 U STATES		12113		34899	
BATHING SHOES RUBBER	PAIR	12896		38181	1700
400 U STATES	4993	2746	4993	2746	
BELTING RUBBER	4993	2746	4993	2746	1701
100 U KINGDOM		8489		12327	
335 GERMANY W		54		176	
400 U STATES		22845		47805	
CANVAS SHOES RUBBER SOLES	PAIR	31388		60308	1702
100 U KINGDOM	1240	1824	1318	2007	
215 INDIA	12600	4096	40440	13274	
231 HONG KONG	206584	101173	419024	199438	
317 CZECHO S			1650	979	
347 JAPAN	7860	4178	32340	13299	
400 U STATES	1028	1120	1333	1795	
BOOTS AND SHOES RUBBER N O P	229312	112391	496105	230792	1703
100 U KINGDOM	PAIR				
231 HONG KONG	35306	59107	80872	130248	
317 CZECHD S	220	266	220	266	
327 FRANCE	12176	11533	24586	24368	
347 JAPAN	564	2157	564	2157	
354 NETHRLNDS	12800	7364	22896	18841	
400 U STATES	1003	2914	1003	2914	
CEMENT RUBBER	819	6249	3558	10416	1704
100 U KINGDOM	62888	89590	133699	189210	
335 GERMANY W		269		581	
400 U STATES		499		499	
CLOTHING RUBBER N O P		74855		186156	1705
100 U KINGDOM		75623		187236	
231 HONG KONG		7184		13534	
344 ITALY		966		1740	
359 NORWAY		78		78	
400 U STATES		3651		3651	
GLOVES RUBBER		6380		11492	1706
100 U KINGDOM	DZ PR	18259		30495	
317 CZECHO S	1725	5679	4578	15032	
347 JAPAN	350	844	960	1482	
400 U STATES	113	1600	113	1600	
GOLF BALLS	5993	33929	12698	65902	1707
100 U KINGDOM	8181	42052	18349	84016	
347 JAPAN					
400 U STATES	DOZ	5805	18297	9916	30670
HEELS RUBBER	700	1800	900	2311	1708
231 HONG KONG	731	2616	804	2885	
400 U STATES	7236	22713	11620	35866	
HOSE RUBBER OR RUBBER LINED	PAIR				1709
100 U KINGDOM	4800	603	4800	603	
335 GERMANY W	105153	11893	177449	21985	
347 JAPAN	109953	12496	162249	22588	
354 NETHRLNDS					
375 SWEDEN					
400 U STATES		14205		24990	
WATER BOTTLES RUBBER		863		1881	1710
100 U KINGDOM					
317 CZECHO S				9438	
347 JAPAN				1502	
354 NETHRLNDS				102	
375 SWEDEN				417718	
400 U STATES		212105		455631	
MATERIALS FOR SEALING COMPOUND		227173			1711
400 U STATES					
MATS AND MATTING RUBBER					1712
100 U KINGDOM		568		568	
335 GERMANY W				451	
354 NETHRLNDS				1861	
400 U STATES		86133		197201	
PACKING RUBBER		86701		200081	1713
100 U KINGDOM					
335 GERMANY W		145		957	
375 SWEDEN				176	
400 U STATES		311		1588	
RAINCOATS RUBBER		23332		51601	1714
TIRES BICYCLE AND MOTORCYCLE	NO	23788		54322	1715
100 U KINGDOM	NO				
306 BELGIUM	2002	2204	7719	14722	
317 CZECHO S	2725	1641	3025	1837	
	2871	1745	2871	1745	

IMPORTS INTO CANADA FOR CONSUMPTION

Articles and Countries from which Imported	MONTH OF FEBRUARY 1957		TWO MONTHS ENDED FEBRUARY 1957		Class Number
	Quantities	Values (\$)	Quantities	Values (\$)	
335 GERMANY W	13154	8338	13214	8556	
344 ITALY	30	109	30	109	
354 NETHRLNDS	6500	3474	6883	3741	
400 U STATES	2133	3280	3095	4198	
	29415	20791	36837	34908	
TIRE CASINGS N O P	NO				1716
100 U KINGDOM	637	8032	2211	29911	
327 FRANCE	950	77407	1286	103471	
335 GERMANY W	41	832	341	4152	
347 JAPAN	48	2558	62	3160	
375 SWEDEN			2500	5928	
400 U STATES	6433	40424	14781	926355	
	8109	493753	21181	1072977	
TIRES INNER TUBES N O P	NO				1717
100 U KINGDOM	64	200	713	1357	
327 FRANCE	687	3012	868	3923	
347 JAPAN	14	70	14	70	
375 SWEDEN	525	290	4425	2527	
400 U STATES	6427	18099	15249	36582	
	7717	21671	21269	44459	
TIRES SOLID AUTOMOBILE	NO				1718
400 U STATES	135	3720	450	11890	
	135	3720	450	11890	
TIRES SOLID RUBBER M O P					1719
100 U KINGDOM		4966		8683	
400 U STATES		26557		55450	
		31523		64133	
MANUFACTURES OF RUBBER N O P					1720
100 U KINGDOM		11555		29088	
216 PAKISTAN		672		672	
305 AUSTRIA		70		201	
317 CZECHO S		224		334	
318 DENMARK		87		87	
327 FRANCE		134		286	
335 GERMANY W		3087		6728	
344 ITALY				154	
347 JAPAN		955		2086	
354 NETHRLNDS				185	
375 SWEDEN				111	
400 U STATES		441824		839580	
		458608		879512	
TIRES INNER TUBES BICYCLE	NO				1721
100 U KINGDOM	2019	1112	8521	3252	
306 BELGIUM	2350	586	2350	586	
335 GERMANY W	9880	2867	11258	3344	
354 NETHRLNDS	6500	1828	7046	1966	
400 U STATES	96	67	228	163	
	20845	6460	29403	9311	
GASKETS AND WASHERS RUBBER					1722
100 U KINGDOM		156		273	
335 GERMANY W				54	
400 U STATES		114320		246663	
		114476		246990	
DRUGGISTS SUNDRIES RUBBER					1723
100 U KINGDOM		3729		7250	
317 CZECHO S				410	
335 GERMANY W		376		943	
354 NETHRLNDS				1815	
400 U STATES		73992		154158	
		78097		164576	
TIRE REPAIR MATERIAL OF RUBBER					1724
100 U KINGDOM		386		386	
327 FRANCE				317	
335 GERMANY W		9165		10655	
400 U STATES		52077		80783	
		61628		92141	
NURSING NIPPLES RUBBER	GROSS				1725
400 U STATES	1203	20299	1722	24424	
	1203	20299	1722	24424	
FLOORING AND TILE OF RUBBER	SQ YD				1726
400 U STATES	12861	28039	26412	52210	
	12861	28039	26412	52210	
V BELTS CHIEFLY OF RUBBER					1727
100 U KINGDOM		4350		5143	
317 CZECHO S		332		3260	
335 GERMANY W				136	
347 JAPAN		721		721	
354 NETHRLNDS		2146		2146	
400 U STATES		77006		138102	
		84555		149508	
SOLES SOLING MATERIALS RUBBER					1728
218 MALAYA		2224		2224	
335 GERMANY W		1078		1078	
400 U STATES		45543		85864	
		48845		89166	
AUTOMOTIVE PARTS OF RUBBER NOP					1729
100 U KINGDOM		1487		3508	
327 FRANCE		107		107	
335 GERMANY W		3147		3147	
400 U STATES		170467		360393	
		175208		367155	
WEATHERSTRIPPING OF RUBBER					1730
400 U STATES		94784		225544	
		94784		225544	

IMPORTS INTO CANADA FOR CONSUMPTION

Articles and Countries from which Imported	MONTH OF FEBRUARY 1957		TWO MONTHS ENDED FEBRUARY 1957		Class Number
	Quantities	Values (\$)	Quantities	Values (\$)	
TIRES PNEUM USED EXCEPT SCRAP 400 U STATES	NO 13219	53155	32759	111208	1731
TIRES TRACTOR AND IMPLEMENT 375 SWEDEN 400 U STATES	NO 525 6821 7346	1138 139831 140969	2027 12053 14080	4321 213670 217991	1732
ANNATTO SEED	LB				1741
SUGAR BEET SEED 354 NETHRLNDS 400 U STATES	LB 5000 211321 216321	1566 33495 35061	5000 470981 475981	1566 85502 87068	1744
SEEDS FOR BLENDING 215 INDIA 372 SPAIN 400 U STATES	LB 4480 2205 500 7185	673 296 75 1044	19520 2205 65109 86834	2796 296 7335 10427	1746
COTTON SEED	CWT				1747
CLOVER SEED 100 U KINGDOM 236 NEW ZEAL 318 DENMARK 327 FRANCE 400 U STATES	LB 11023 11020 1435495 1457538	6542 6912 583330 596784	21803 6999 11023 11020 2588914 2639759	14264 5557 6542 6912 1063761 1097036	1750
FLAX SEED 400 U STATES	BUSH 670 670	2986 2986	1240 1240	6081 6081	1751
BENT GRASS SEED 400 U STATES	LB 59623 59623	29843 29843	117273 117273	56442 56442	1753
GRASS SEED TIMOTHY	LB				1754
GRASS SEED N O P 100 U KINGDOM 236 NEW ZEAL 318 DENMARK 400 U STATES	LB 2240 34089 618977 655306	1324 13450 117753 132527	2240 2800 77289 1295208 1377537	1324 2484 23280 257366 284454	1755
MILLET AND RAPE SEED 100 U KINGDOM 304 ARGENTINA 318 DENMARK 354 NETHRLNDS 400 U STATES	LB 6000 88128 1456 2400 150835 248819	647 1610 146 226 8225 10854	6000 88128 1456 2400 276035 374019	647 1610 146 226 14201 16830	1756
MUSHROOM SPAWN 400 U STATES		8256		15350	1757
SEED BEANS AND SEED PEAS 100 U KINGDOM 203 B E AFR 354 NETHRLNDS 400 U STATES	LB 655 900 36229 37784	75 137 5279 5491	1925 37200 44329 84354	287 4915 137 6562 11901	1758
SEED POTATOES 400 U STATES	CWT 810 810	2074 2074	810 810	2074 2074	1759
SEEDS 5 DOLLARS OR OVER PER LB 100 U KINGDOM 318 DENMARK 327 FRANCE 335 GERMANY W 347 JAPAN 354 NETHRLNDS 400 U STATES		53 315 135 556 6226 7285		336 641 135 65 330 1723 20662 23892	1762
GARDEN FIELD ROOT SEEDS N O P 100 U KINGDOM 215 INDIA 231 HONG KONG 318 DENMARK 327 FRANCE 335 GERMANY W 344 ITALY 347 JAPAN 352 MEXICO 354 NETHRLNDS 358 NICARAGUA 400 U STATES		6022 320 3161 352 443 826 153 9739 54524 75540		10967 320 6268 1306 205 493 826 153 1228 13116 6406 182542 223830	1766
TOBACCO TURKISH UNSTEMMED 336 GREECE 379 TURKEY	LB 5431 27869 33300	5649 23876 29525	8180 44505 52685	8508 38153 46661	1776
TOBACCO FLUE CURED UNSTEMMED 400 U STATES	LB 1821 1821	1843 1843	2702 2702	2734 2734	1778
CIGAR LEAF UNSTEMMED 316 CUBA 355 INDONESIA 400 U STATES	LB 3642 277 45969 49888	5856 1826 158054 165736	7266 277 94909 102452	14285 1826 305627 321738	1779

IMPORTS INTO CANADA FOR CONSUMPTION

Articles and Countries from which Imported	MONTH OF FEBRUARY 1957		TWO MONTHS ENDED FEBRUARY 1957		Class Number
	Quantities	Values (\$)	Quantities	Values (\$)	
TOBACCO N O P UNSTEMMED	LB				1780
392 SYRIA	21858	8687	22520	8957	
400 U STATES			245	71	
	21858	8687	22765	9028	
CIGAR LEAF STEMMED	LB				1782
316 CUBA	34049	43948	66405	86539	
400 U STATES	20536	10362	34453	15237	
	54585	54310	100858	101776	
TOBACCO N O P STEMMED	LB				1783
400 U STATES	347	384	347	384	
	347	384	347	384	
CIGARS	LB				1784
224 JAMAICA	13	148	13	148	
316 CUBA	429	3606	841	6951	
335 GERMANY W	172	425	172	425	
354 NETHRLNDS	2694	8513	5336	16693	
400 U STATES	499	1243	2468	5448	
	3807	13935	8830	29665	
CIGARETTES	LB				1785
100 U KINGDOM	10823	15753	16282	24397	
327 FRANCE	193	255	456	606	
335 GERMANY W			123	195	
400 U STATES	43747	73240	98300	163990	
	54763	89248	115161	189188	
SNUFF	LB				1786
100 U KINGDOM			653	827	
			653	827	
TOBACCO CUT	LB				1787
100 U KINGDOM	3485	7067	9416	19147	
354 NETHRLNDS	9480	6534	12453	8695	
400 U STATES	13857	17355	30478	36987	
	26822	30956	52347	64829	
TOBACCO MANUFACTURED N O P	LB				1788
100 U KINGDOM	1152	1006	1536	1324	
400 U STATES	1200	682	1200	682	
	2352	1688	2736	2006	
LOCUST BEANS LOCUST BEAN MEAL	LB				1811
400 U STATES	2500	589	2500	589	
	2500	589	2500	589	
BRDOM CORN	CMT				1813
304 ARGENTINA			400	8772	
344 ITALY	1914	33421	3194	63838	
388 YUGO SLAV	1533	22874	3014	41647	
400 U STATES	802	19396	1333	32175	
	4249	75691	7941	146432	
CATTLE FOOD WITH MOLASSES					1815
400 U STATES		1634		6265	
		1634		6265	
DRUGS CRUDE BARKS FLOWERS					1816
100 U KINGDOM				454	
207 UN SO AFR		9669		9669	
215 INDIA				960	
231 HONG KONG		11623		20290	
306 BELGIUM		68		68	
327 FRANCE		386		386	
335 GERMANY W				541	
400 U STATES		8827		26605	
		30573		58973	
GLUE VEGETABLE	LB				1817
100 U KINGDOM			580	210	
400 U STATES	2520	383	4261	642	
	2520	383	4841	852	
HAY AND STRAW	TON				1818
400 U STATES	3512	96247	5961	164134	
	3512	96247	5961	164134	
IVORY NUTS					1819
321 ECUADOR				2255	
				2255	
MUCILAGE AND ADHESIVE PASTE	LB				1824
100 U KINGDOM	2072	232	4088	554	
335 GERMANY W	551	237	551	237	
400 U STATES	20044	5180	37320	11891	
	22667	5649	41959	12682	
PALM LEAF UNMANUFACTURED					1825
ROOTS MEDICINAL ALKAMET JALAP					1827
100 U KINGDOM		792		792	
231 HONG KONG		170		425	
306 BELGIUM		516		516	
400 U STATES		1270		4386	
		2748		6119	
STARCH AND PREPARATIONS N O P	LB				1828
100 U KINGDOM	650	98	650	98	
231 HONG KONG	500	78	1200	222	
335 GERMANY W			231	162	
354 NETHRLNDS	55000	5053	102114	11576	
400 U STATES	1076430	87892	2095413	170828	
	1132580	93121	2199608	182886	
STARCH POTATO POTATO FLOUR	LB				1829
400 U STATES	272000	18891	439700	35600	
	272000	18891	439700	35600	
STARCH FOR PASTE	LB				1830
TAR PINE CRUDE IN BULK	GAL				1832
100 U KINGDOM	800	168	800	168	
359 NORWAY			167	165	

IMPORTS INTO CANADA FOR CONSUMPTION

Articles and Countries from which Imported	MONTH OF FEBRUARY 1957		TWO MONTHS ENDED FEBRUARY 1957		Class Number
	Quantities	Values (\$)	Quantities	Values (\$)	
400 U STATES	26766	10194	48854	20493	1833
TEASELS	27566	10362	49821	20826	
400 U STATES		500		500	1834
TURPENTINE RAW OR CRUDE	LB	500		500	
400 U STATES			1980	197	1835
TURPENTINE SPIRITS OF	GAL		1980	197	
376 SWITZRLND	26	227	26	227	1836
400 U STATES	140019	95821	214512	151795	
VEGETABLE PRODUCTS N O P	140045	96048	214538	152022	1839
100 U KINGDOM		235		694	
231 HONG KONG		1065		2738	
327 FRANCE		294		294	
335 GERMANY W				705	
347 JAPAN		63		987	
390 GERMANY E		162		162	
400 U STATES		18936		28087	
VEGETABLE COLOURING		20755		33667	1840
100 U KINGDOM		1077		1183	
344 ITALY		651		651	
400 U STATES		13087		20406	1841
DEXTRINE STARCH MIXTURES N O P	LB	14815		22240	
100 U KINGDOM	67200	5634	134400	10261	1842
354 NETHRLNDS	43386	3260	86928	6153	
400 U STATES	59600	5253	72600	6694	
DEXTRINE STARCH NOT A PASTE	LB	170186	293928	23108	1843
376 SWITZRLND					
DISTILLERS SOLUBLES	CWT				1844
400 U STATES	3288	13833	3308	14030	
VEGETABLE FLOUR NOP NOT EDIBLE		13833	3308	14030	1845
231 HONG KONG		59		59	
309 BRAZIL		2644		5874	
371 THAILAND		3346		6836	
400 U STATES		17771		43322	
NON FOODS TAR 68A 206 662 809		23820		56091	1846
400 U STATES		627		863	
VEGETABLE FLAVOURINGS		627		863	1846
100 U KINGDOM		3102		9703	
327 FRANCE		3117		3865	
335 GERMANY W		737		737	
344 ITALY		1650		1650	
354 NETHRLNDS		302		1144	
388 YUGO SLAV		1114		1114	
400 U STATES		42220		81993	
SIZING PREPARATIONS N O P	LB	52242		100206	1846
400 U STATES	102004	20525	156762	25789	
	102004	20525	156762	25789	

...
...
...
...

The following table shows the results of the experiments conducted over a period of six months. The data indicates a significant increase in productivity when the new method was implemented, particularly in the areas of material handling and waste reduction. The overall efficiency of the process was improved by approximately 15% compared to the traditional method. These findings suggest that the new method is a viable and effective alternative for industrial applications.

IMPORTS INTO CANADA FOR CONSUMPTION

Articles and Countries from which Imported	MONTH OF FEBRUARY 1957		TWO MONTHS ENDED FEBRUARY 1957		Class Number
	Quantities	Values (\$)	Quantities	Values (\$)	
<u>GROUP 2</u>					
<u>ANIMALS AND ANIMAL PRODUCTS</u>					
CATTLE PURE BRED	NO				2012
100 U KINGDOM	2	3200	8	7700	
400 U STATES	39	38189	103	66757	
	41	41389	111	74457	
BABY CHICKS AND TURKEY POULTS	NO				2013
400 U STATES	155861	60598	328095	123106	
	155861	60598	328095	123106	
DOGS PURE BRED	NO				2014
100 U KINGDOM	21	1542	53	3389	
354 NETHRLNDS	1		1	50	
389 IRELAND	1	50	1	50	
400 U STATES	40	3972	76	7644	
	62	5564	131	11133	
FOWLS DOMESTIC PURE BRED	NO				2015
400 U STATES	10	50	30	108	
	10	50	30	108	
HORSES PURE BRED	NO				2018
100 U KINGDOM	2	403	3	653	
400 U STATES	3	1882	16	7706	
	5	2285	19	8359	
RABBITS PURE BRED	NO				2019
400 U STATES			5	288	
			5	288	
SHEEP PURE BRED	NO				2020
ANIMALS FOR IMP OF STOCK N O P	NO				2021
100 U KINGDOM	25	2815	28	3115	
400 U STATES	1	90	1	90	
	26	2905	29	3205	
HORSES N O P	NO				2035
100 U KINGDOM	97	18430	233	31734	
400 U STATES	62	18445	117	25202	
	159	36875	350	56936	
LIVESTOCK N O P	NO				2037
400 U STATES	1932	352508	7709	792907	
	1932	352508	7709	792907	
BEES	PKGS				2041
FOXES	NO				2042
400 U STATES			2	145	
			2	145	
LEECHES					2043
PIGEONS HOMING AND PHEASANTS					2044
100 U KINGDOM		60		60	
400 U STATES		563		950	
		623		1010	
TURTLES					2045
400 U STATES		910		2535	
		910		2535	
ALL OTHER ANIMALS LIVING N O P					2046
100 U KINGDOM		826		1022	
215 INDIA		23102		37578	
306 BELGIUM		173		509	
318 DENMARK				563	
335 GERMANY W				110	
347 JAPAN		86		86	
354 NETHRLNDS		1170		1955	
358 NICARAGUA		96		96	
363 PERU		154		154	
364 PHIL		950		1900	
400 U STATES		21021		33170	
		47578		77143	
MINK	NO				2047
326 FINLAND			4	285	
400 U STATES	305	25880	969	77136	
	305	25880	973	77421	
BONES CRUDE	CWT				2051
347 JAPAN	1	69	1	69	
400 U STATES	3140	16986	5059	25520	
	3141	17055	5060	25589	
BONE DUST CHARRED BONE	CWT				2052
100 U KINGDOM	2940	5981	7360	14993	
234 AUSTRALIA	680	1743	680	1743	
400 U STATES	44	661	430	6990	
	3664	8385	8470	23726	
BONE PITCH CRUDE ONLY	CWT				2053
400 U STATES	538	2833	933	4824	
	538	2833	933	4824	
CHARCOAL ANIMAL FOR SUGAR	CWT				2054
100 U KINGDOM	2265	21029	5096	47315	
322 EGYPT	2800	16393	2800	16393	
354 NETHRLNDS	1107	6573	2213	12746	
	6172	43995	10109	76454	
IVORY AND MANUFACTURES					2063
100 U KINGDOM				765	
215 INDIA		86		86	
231 HONG KONG				103	
344 ITALY				475	

IMPORTS INTO CANADA FOR CONSUMPTION

Articles and Countries from which Imported	MONTH OF FEBRUARY 1957		TWO MONTHS ENDED FEBRUARY 1957		Class Number
	Quantities	Values (\$)	Quantities	Values (\$)	
400 U STATES		191		191	
BUTTON BLANKS OF SHELL ROUGH		277		1620	2071
SHELLS UNMANUFACTURED FOSSILS					2073
100 U KINGDOM		1489		3273	
347 JAPAN				78	
354 NETHRLNDS		626		626	
400 U STATES		964		4063	
		3079		8040	
SHELLS N O P CRUSHED OR GROUND	CWT				2074
400 U STATES			20	58	
			20	58	
OYSTER SHELLS CRUSHED OR NOT	CWT				2075
400 U STATES					
	64049	42745	148953	99049	
	64049	42745	148953	99049	
FEATHERS NATURAL					2081
100 U KINGDOM		56		56	
207 UN SO AFR		370		567	
231 HONG KONG		1834		11864	
400 U STATES		19687		30416	
		21947		42903	
BAOMINTON SHUTTLECOCKS BIROS	GROSS				2083
100 U KINGDOM	54	312	74	762	
215 INDIA			17	51	
216 PAKISTAN	40	462	40	462	
318 DENMARK	23	433	110	2664	
347 JAPAN			18	129	
400 U STATES	83	2690	344	11135	
	200	3897	603	15203	
MANUFACTURES OF FEATHERS N O P					2084
100 U KINGDOM		235		479	
207 UN SO AFR		375		375	
215 INDIA				874	
231 HONG KONG				68	
327 FRANCE		146		1430	
352 MEXICO		477		643	
400 U STATES		3776		8071	
		5009		11940	
FEATHERBONE COILS					2085
400 U STATES		1267		1703	
		1267		1703	
QUILLS NATURAL OR UNPLUMED					2086
304 ARGENTINA		1721		1721	
400 U STATES		1807		5277	
		3528		6998	
COO HAODOCK POLLOCK FRESH	LB				2091
100 U KINGDOM			2366	537	
381 ALASKA			38434	6645	
400 U STATES	48072	9622	120518	23919	
	48072	9622	161318	31101	
HALIBUT FRESH	LB				2092
381 ALASKA	50781	11837	207364	53271	
400 U STATES	83852	22355	287591	76296	
	134633	34192	494955	129567	
FISH LIVERS	LB				2093
381 ALASKA	410	102	410	102	
400 U STATES	32952	3163	65909	8638	
	33362	3265	66319	8740	
HERRINGS FRESH	LB				2094
400 U STATES	6840	459	6840	459	
	6840	459	6840	459	
LIVE FISH AND EGGS PROPAGATING					2095
400 U STATES		1581		6963	
		1581		6963	
LOBSTERS FRESH	LB				2096
400 U STATES	13475	6401	18123	9192	
	13475	6401	18123	9192	
MACKEREL FRESH	LB				2097
400 U STATES	800	92	800	92	
	800	92	800	92	
OYSTERS SEED AND BREEDING					2098
OYSTERS IN THE SHELL	BRL				2099
400 U STATES	99	2086	142	2985	
	99	2086	142	2985	
OYSTERS SHELLED IN BULK	GAL				2100
400 U STATES	6650	49076	18488	135841	
	6650	49076	18488	135841	
SALMON FRESH	LB				2101
381 ALASKA	8250	3820	8250	3820	
400 U STATES	98495	42853	136745	59573	
	106745	46673	144995	63393	
SQUID FRESH					2102
231 HONG KONG		2032		3611	
347 JAPAN		62		62	
400 U STATES		1334		2618	
		3428		6291	
FISH ALL OTHER FRESH	LB				2103
100 U KINGDOM			1978	774	
231 HONG KONG		188	1190	435	
347 JAPAN	49000	14046	929225	132972	
354 NETHRLNDS	1000	225	1000	225	
400 U STATES	240161	36507	360886	63418	
	290611	50966	1294279	197824	

IMPORTS INTO CANADA FOR CONSUMPTION

Articles and Countries from which Imported	MONTH OF FEBRUARY 1957		TWO MONTHS ENDED FEBRUARY 1957		Class Number	
	Quantities	Values (\$)	Quantities	Values (\$)		
COD HADDOCK POLLOCK DRIED 100 U KINGDOM	LB		11183	2209	2111	
COD HADDOCK POLLOCK SALTEO	LB		11183	2209	2113	
HERRINGS SALTED 100 U KINGDOM 318 DENMARK 354 NETHRLNDS 359 NORWAY 375 SWEDEN 400 U STATES	LB	50090 2250 149720 48013 264	5273 328 24740 4520 55	90652 2250 161473 77593 264 21000	10873 328 26528 7840 55 3713	2115
SALMON SALTED 231 HONG KONG 400 U STATES	LB	578	189	578 240	189 191	2118
SALMON SMOKED 400 U STATES	LB	578	189	818	380	2119
FISH DRIED N O P 231 HONG KONG 347 JAPAN 400 U STATES	LB	1703 250 2415	1257 77 375	3153 1275 2585	2214 540 450	2120
FISH ALL OTHER SALTED 100 U KINGDOM 231 HONG KONG 372 SPAIN 400 U STATES	LB	6480 8430 1524	583 3522 851	12780 19590 4924	1528 8451 5049 1943	2121
FISH OTHER SMOKED OR BONELESS 100 U KINGDOM 231 HONG KONG 335 GERMANY W 354 NETHRLNDS 400 U STATES	LB	32870 362 1412 3300 10590	5529 119 230 450 3838	78268 362 1412 7425 22088	13068 119 230 945 7352	2122
CRABS CLAMS SHRIMPS CANNED 347 JAPAN 359 NORWAY 400 U STATES	LB	29001 123049 152050	15228 126579 141807	160902 781 248319 410002	38231 1213 284404 323848	2131
KIPPERED HERRINGS CANNED 100 U KINGDOM 326 FINLAND 359 NORWAY	LB	10700 5709 16479	2477 1819 4296	35688 890 46729 83307	8428 547 14324 23299	2132
LOBSTERS CANNED PREPARED N O P 400 U STATES	LB	160 160	207 207	160 160	207 207	2133
OYSTERS SHELLLED IN CANS 400 U STATES	QUART	13706 13706	20891 20891	27872 27872	48088 48088	2136
OYSTERS PREPARED PRESERVED NOP 231 HONG KONG 347 JAPAN 400 U STATES	LB	640 23456 6404 30500	596 11670 3237 15503	2800 39656 20404 62860	2645 19652 14073 36370	2137
SALMON CANNED PREPARED N O P 347 JAPAN 400 U STATES	LB	2065464 658 2066122	987557 224 987781	2377464 758 2378222	1165593 288 1165881	2138
PILCHARD CANNED	LB					2139
ANCHOVIES SARDINES CANNED 318 DENMARK 327 FRANCE 335 GERMANY W 359 NORWAY 366 PORTUGAL 375 SWEDEN 388 YUGO SLAV 400 U STATES	LB	7604 298 420 62821 34155 351 12944 3054	3417 182 148 39637 19358 245 9847 2783	15112 978 553 196404 59577 351 12944 5680	7174 817 211 124380 35022 245 9847 4701	2140
TUNA FISH CANNED 347 JAPAN 366 PORTUGAL	LB	64215 1351 65566	22464 987 23451	221023 1351 222374	76905 987 77892	2143
FISH PRESERVED IN OIL N O P 231 HONG KONG 327 FRANCE 335 GERMANY W 344 ITALY 347 JAPAN 354 NETHRLNDS 363 PERU 366 PORTUGAL 400 U STATES			2574 134 370 931		5688 549 2852 931 3574 555 61399 10708 847	2144
FISH PREPARED OR PRESERVED NOP 100 U KINGDOM 231 HONG KONG 327 FRANCE 335 GERMANY W 344 ITALY			966 1319 172 1365 250		2475 5510 172 1534 250	2145

IMPORTS INTO CANADA FOR CONSUMPTION

Articles and Countries from which Imported	MONTH OF FEBRUARY 1957		TWO MONTHS ENDED FEBRUARY 1957		Class Number
	Quantities	Values (\$)	Quantities	Values (\$)	
347 JAPAN		952		2815	
352 MEXICO		2034		4058	
354 NETHRLNDS				201	
359 NORWAY		200		689	
400 U STATES		7129		15173	
HERRINGS CANNED		14387		32877	
100 U KINGDOM	LB	271	13251	2184	2146
231 HONG KONG		138	396	257	
335 GERMANY W	31474	6820	46939	10790	
354 NETHRLNDS		60	1218	226	
359 NORWAY		307	1560	517	
375 SWEDEN		142	234	142	
400 U STATES		138	390	138	
FISH OFFAL OR REFUSE		7876	63988	14254	
400 U STATES	CWT	875	974	2380	2151
SPONGES OF MARINE PRODUCTION		875	974	2380	
100 U KINGDOM		677		677	2152
316 CUBA		1645		3203	
336 GREECE		72		492	
344 ITALY		353		353	
379 TURKEY				72	
400 U STATES		907		1041	
FISHERY PRODUCTS N O P		3654		5838	
100 U KINGDOM		135		135	2153
231 HONG KONG		9476		29030	
234 AUSTRALIA				1055	
335 GERMANY W		333		533	
347 JAPAN		854		5281	
352 MEXICO		16256		16256	
400 U STATES		96013		180706	
FISH MEAL		123067		232996	
FUR SKINS CHINA AND JAP MINK					
400 U STATES	NO		1000	2557	2155
FUR SKINS OPOSSUM UNDRRESSED			1000	2557	
400 U STATES	NO				2156
		661	1018	661	
FUR SKINS RACCOON UNDRRESSED		661	1018	661	
400 U STATES	NO				2157
		150627	90893	240865	
FUR SKINS SHEEP LAMB UNDRRESSED		150627	90893	240865	
234 AUSTRALIA	NO				2158
304 ARGENTINA		2995	1689	2995	
386 URUGUAY		730	5900	11575	
400 U STATES		19299	33758	64755	
FUR SKINS MARINE UNDRRESSED		23024	41727	80055	
400 U STATES	NO				2161
			63	365	
FUR SKINS FOX UNDRRESSED			63	365	
100 U KINGDOM	NO				2162
400 U STATES		2350	779	10276	
		1257	238	1503	
FUR SKINS KOLINSKY UNDRRESSED		3607	1017	11779	
100 U KINGDOM	NO				2163
313 CHINA			3290	6005	
			11001	13119	
FUR SKINS MINK UNDRRESSED			14291	19124	
100 U KINGDOM	NO				2164
318 DENMARK		6053	1179	10288	
326 FINLAND		5099	446	5099	
334 ST PIERRE		8222	929	16890	
400 U STATES		277	277	6141	
		869675	110194	1870402	
FUR SKINS MUSKRAT UNDRRESSED		889049	113025	1908820	
400 U STATES	NO				2165
		528119	1066545	1259189	
FUR SKINS PERSIAN LAMB UNDRRESS		528119	1066545	1259189	
100 U KINGDOM	NO				2166
216 PAKISTAN		9641	20896	129386	
354 NETHRLNDS			1680	7032	
380 USSR			3184	18756	
400 U STATES		1496	1496	10472	
		941019	172557	1437466	
FUR SKINS RABBIT UNDRRESSED		950660	199813	1603112	
327 FRANCE	NO				2167
347 JAPAN		11772	49000	21633	
400 U STATES		1931	5000	1931	
		2159	5482	2437	
FUR SKINS SQUIRREL UNDRRESSED		15862	59482	26001	
400 U STATES	NO				2168
		3427	43700	34085	
FUR SKINS UNDRRESSED N O P		3427	43700	34085	
100 U KINGDOM	NO				2169
400 U STATES		30557	26147	41752	
		134368	14133	164723	
ASTRACHAN RUSSIAN HARE DRESSED		164925	40280	206475	
RABBIT SKINS DRESSED N O P					
306 BELGIUM	DOZ	417	417	1340	2172

IMPORTS INTO CANADA FOR CONSUMPTION

Articles and Countries from which Imported	MONTH OF FEBRUARY 1957		TWO MONTHS ENDED FEBRUARY 1957		Class Number
	Quantities	Values (\$)	Quantities	Values (\$)	
313 CHINA	417	1209	417	1209	
FUR SKINS DRESSED N O P	834	2549	834	2549	2173
100 U KINGDOM		13405		14479	
304 ARGENTINA		659		4017	
335 GERMANY W		1600		1891	
344 ITALY				110	
386 URUGUAY		1100		1100	
400 U STATES		50885		407307	
HATTERS FURS NOT ON THE SKIN	LB	67649		428904	2174
100 U KINGDOM	2500	10250	2500	10250	
306 BELGIUM			3300	9563	
327 FRANCE			645	2547	
335 GERMANY W	3150	9552	3180	9647	
400 U STATES	11633	43660	21340	85198	
FUR SKINS SHEEP DRESSED	17283	63462	30965	117205	2175
400 U STATES		9663		16036	
MANUFACTURES OF FUR N O P		9663		16036	2181
100 U KINGDOM		565		2940	
335 GERMANY W				120	
365 POLAND				603	
372 SPAIN				62	
375 SWEDEN				56	
400 U STATES		53862		112278	
BRISTLES ANIMAL	LB	54427		116059	2191
100 U KINGDOM	28400	80109	61296	179758	
231 HONG KONG	133	279	133	279	
327 FRANCE	576	1801	3407	9436	
354 NETHRLNDS	4913	9551	10150	22451	
400 U STATES	908	2251	1406	4683	
HAIR UNMANUFACTURED	34930	93991	76392	216607	2192
317 CZECHO S	LB		11	250	
335 GERMANY W			17	285	
354 NETHRLNDS	50000	15840	50000	15840	
400 U STATES	217330	38631	351439	67511	
HORSE HAIR	267330	54471	401467	83886	2193
100 U KINGDOM	LB		34	234	
304 ARGENTINA	182	493	182	493	
352 MEXICO	567	848	567	848	
400 U STATES	23658	32945	28255	40030	
HAIR CURLED DYED N O P	24407	34286	29038	41605	2194
100 U KINGDOM		386		441	
335 GERMANY W		243		749	
400 U STATES		563		2991	
MANUFACTURES OF HAIR N O P		1192		4181	2195
100 U KINGDOM		2180		3629	
231 HONG KONG		608		2049	
313 CHINA		6368		6368	
327 FRANCE		984		1311	
335 GERMANY W		162		244	
400 U STATES		1884		3951	
HORSE HIDES		12186		17552	2200
400 U STATES	NO	22	337	2801	
CALF SKINS AND KIPS RAW	22	190	337	2801	2201
344 ITALY	NO		2000	13648	
400 U STATES	47675	141371	98176	286897	
CATTLE HIDES RAW	47675	141371	100176	300545	2202
236 NEW ZEAL	NO		300	2792	
400 U STATES	80551	424191	133664	742261	
SHEEP SKINS RAW	80551	424191	133964	745053	2203
304 ARGENTINA	NO		578	185	
400 U STATES	29292	51480	52253	86930	
OTHER HIDES AND SKINS RAW N O P	29292	51480	52831	87115	2204
400 U STATES	NO	362	1313	2893	
GOAT SKINS AND KID SKINS RAW	362	918	1313	2893	2205
400 U STATES	NO		8742	7579	
HIDE SECTIONS OR BELLIES			8742	7579	2206
384 P RICO	NO	4815	11060	41860	
400 U STATES	33242	34442	60983	61868	
LEATHER DRESSED KID	38057	51446	72043	103728	2210
100 U KINGDOM		22085		68134	
327 FRANCE		97		97	
335 GERMANY W		3273		10378	
372 SPAIN				17084	
400 U STATES		27197		73996	
BELTING LEATHER IN BUTTS		52652		169689	2211
100 U KINGDOM		2700		5098	
327 FRANCE				2199	
335 GERMANY W				102	

IMPORTS INTO CANADA FOR CONSUMPTION

Articles and Countries from which Imported	MONTH OF FEBRUARY 1957		TWO MONTHS ENDED FEBRUARY 1957		Class Number	
	Quantities	Values (\$)	Quantities	Values (\$)		
354 NETHRLNDS		1797		1797		
400 U STATES		2031		12664		
LEATHER TANNED N O P		6528		21860	2213	
100 U KINGDOM		2813		14770		
236 NEW ZEAL				1141		
306 BELGIUM		3937		3937		
327 FRANCE		100		1249		
400 U STATES		14458		30969		
LEATHER DRESSED N O P		21308		52066	2215	
100 U KINGDOM		92452		175634		
234 AUSTRALIA		1244		1244		
236 NEW ZEAL				2198		
306 BELGIUM		702		702		
327 FRANCE		27263		86261		
335 GERMANY W		2609		5264		
354 NETHRLNDS		1612		1612		
400 U STATES		133352		307585		
CHAMOIS SKIN		259234		580500	2216	
100 U KINGDOM		30390		51319		
400 U STATES				152		
PATENT AND UPHOLSTERY LEATHER		30390		51471	2217	
400 U STATES						
SOLE LEATHER		23147		52876	2218	
		23147		52876		
100 U KINGDOM	LB		1810	921		
400 U STATES		38546	72839	26054		
SCRAP LEATHER		38546	74657	26975	2219	
400 U STATES						
		4289		13622		
		4289		13622		
PIG MOROCCO ROLLER LEATHERS					2220	
100 U KINGDOM		22068		55734		
400 U STATES		5317		9754		
LEATHER FROM EAST INDIA KIP		27385		65488	2221	
100 U KINGDOM		66632		163087		
400 U STATES		145		145		
LEATHER FOR GLOVES OR CLOTHING		66777		163232	2224	
100 U KINGDOM		80357		147710		
375 SWEDEN		301		301		
400 U STATES		201868		358329		
LEATHER FOR UPHOLSTERY LEATHER		282526		506340	2225	
100 U KINGDOM		16639		32417		
400 U STATES		673		2810		
CRUST OIL LEATHER FOR CHAMOIS		17312		35227	2226	
100 U KINGDOM				72		
BOOTS AND SHOES PEGGED LEATHER	PAIR			72	2231	
BOOTS AND SHOES MENS LEATHER	PAIR				2232	
100 U KINGDOM	47422	234707	78713	386831		
305 AUSTRIA	35	896	60	1559		
326 FINLAND			6	63		
327 FRANCE			276	2116		
335 GERMANY W	281	1589	1169	7741		
344 ITALY	1090	6558	2284	15589		
354 NETHRLNDS	101	451	101	451		
376 SWITZRLND			155	1549		
400 U STATES	8168	43587	18786	85126		
BOOTS AND SHOES WOMENS LEATHER	PAIR	57097	287788	101550	501025	2233
100 U KINGDOM	16920	101499	23316	137078		
215 INDIA	148	294	148	294		
306 BELGIUM	801	6551	801	6551		
327 FRANCE			20	169		
335 GERMANY W	226	1530	869	4814		
344 ITALY	4865	18746	5909	25527		
347 JAPAN	1440	508	1440	508		
352 MEXICO			3340	3453		
354 NETHRLNDS			41	162		
376 SWITZRLND	360	2892	871	6533		
400 U STATES	70994	293985	115270	462647		
BOOTS SHOES CHILDRENS LEATHER	PAIR	95754	426005	152025	647736	2234
100 U KINGDOM	23088	22316	29459	27217		
335 GERMANY W	224	959	319	1340		
344 ITALY	270	260	270	260		
347 JAPAN	240	200	240	200		
400 U STATES	6721	11849	11610	20468		
GARMENTS LEATHER		30543	35584	41898	49485	2235
100 U KINGDOM						
306 BELGIUM		669		1170		
335 GERMANY W		136		136		
400 U STATES		1514		176		
GLOVES MITTS LEATHER N O P		2319		3152	2236	
100 U KINGDOM						
327 FRANCE		7869		13087		
		3641		5100		

IMPORTS INTO CANADA FOR CONSUMPTION

35

Articles and Countries from which Imported	MONTH OF FEBRUARY 1957		TWO MONTHS ENDED FEBRUARY 1957		Class Number
	Quantities	Values (\$)	Quantities	Values (\$)	
344 ITALY		58		58	
347 JAPAN		2758		3702	
354 NETHRLNDS		56		56	
376 SWITZRLND		112		479	
400 U STATES		7444		10072	
		21938		32554	
GLOVES OF KID WOMENS					2237
100 U KINGDOM		1524		1524	
327 FRANCE		25337		37349	
335 GERMANY W		2644		5367	
344 ITALY		977		1286	
		30482		45526	
HARNESS AND SADDLERY					2238
100 U KINGDOM		5669		12404	
335 GERMANY W		428		428	
400 U STATES		15008		20680	
		21105		33512	
LEATHER BELTING					2239
100 U KINGDOM		928		3096	
318 DENMARK		361		361	
354 NETHRLNDS				183	
400 U STATES		7072		9534	
		8361		13174	
MFRS OF LEATHER OR RAWHIDE NOP					2241
100 U KINGDOM		10629		21154	
216 PAKISTAN		104		104	
231 HONG KONG		242		242	
327 FRANCE		202		423	
335 GERMANY W		571		1121	
344 ITALY		698		846	
347 JAPAN		136		795	
372 SPAIN				135	
376 SWITZRLND		590		590	
400 U STATES		43627		94683	
		56799		120093	
BOLES AND HEELS LEATHER					2243
100 U KINGDOM				358	
400 U STATES		7613		12350	
		7613		12708	
SHOE LIFTS AND WELTING LEATHER					2244
400 U STATES		1277		6262	
		1277		6262	
STRAPS LEATHER					2245
100 U KINGDOM		4862		11397	
231 HONG KONG		1059		1059	
327 FRANCE		659		659	
335 GERMANY W		339		2499	
344 ITALY				76	
347 JAPAN		187		1067	
354 NETHRLNDS				383	
376 SWITZRLND		2804		2973	
400 U STATES		13299		21599	
		23209		41712	
BICYCLE SADDLES					2246
100 U KINGDOM	NO	1303	1385	4401	4435
335 GERMANY W		4450	2710	7494	4303
354 NETHRLNDS		1275	1305	5975	5133
400 U STATES		380	649	3830	3544
		7408	6049	21700	17415
BEEF AND VEAL FRESH					2251
236 NEW ZEAL	LB	58815	13672	58815	13672
381 ALASKA		1769	1073	4505	2467
400 U STATES		317479	110527	962283	323582
		378063	125272	1025603	339721
MUTTON AND LAMB FRESH					2252
234 AUSTRALIA	LB	1674021	340376	2388969	496453
236 NEW ZEAL		521588	112576	742950	161089
400 U STATES		133429	40856	209940	75118
		2329038	493808	3341859	732660
PORK FRESH					2253
234 AUSTRALIA	LB	3900	2087	16320	7530
		3900	2087	16320	7530
POULTRY NOP GAME PART					2254
234 AUSTRALIA	LB	6000	2342	6000	2342
381 ALASKA				155	101
400 U STATES		107571	41710	151725	59433
		123571	44052	157880	61876
MEATS FRESH N O P					2257
316 CUBA	LB	300	439	300	439
400 U STATES		10523	9161	14115	11226
		10823	9600	14415	11665
EDIBLE OFFAL FRESH					2258
234 AUSTRALIA	LB	21225	10460	25241	12289
400 U STATES		123978	22312	290477	50061
		145203	32772	315718	62350
CHICKENS AND FOWL					2259
381 ALASKA	LB			326	204
400 U STATES		338457	84883	743818	202913
		338457	84883	744144	203117
TURKEYS					2260
381 ALASKA	LB			274	121
400 U STATES		369283	136553	713122	268619
		369283	136553	713396	268740

IMPORTS INTO CANADA FOR CONSUMPTION

Articles and Countries from which Imported	MONTH OF FEBRUARY 1957		TWO MONTHS ENDED FEBRUARY 1957		Class Number
	Quantities	Values (\$)	Quantities	Values (\$)	
BACON HAMS OTHER PORK PREPARED 400 U STATES	LB 5203	4026	10808	7648	2261
BEEF PICKLED 400 U STATES	LB 832830	148017	1646889	330745	2263
CANNED MEATS POULTRY GAME NOP 100 U KINGDOM 231 HONG KONG 234 AUSTRALIA 236 NEW ZEAL 318 DENMARK 327 FRANCE 354 NETHRLNDS 400 U STATES	LB 204844 213 64434 36000 540 5043 5464 169441	48703 245 12923 15541 393 5433 1331 49968	241515 309 64434 36000 8952 5465 5464 382799	57197 299 12923 15541 7206 5541 1331 110910	2264
EXTRACTS OF MEAT FLUID BEEF 100 U KINGDOM 234 AUSTRALIA 304 ARGENTINA 362 PARAGUAY 386 URUGUAY 400 U STATES	LB 5488 7280 2471 224 15463	7979 8207 450 484 17120	2064 42672 7392 2471 54891	1613 59733 8493 450 484 70901	2265
MEATS PREPARED NOT CANNED 400 U STATES	LB 52111	40068	59831	45388	2266
PORK BARRELLED IN BRINE	LB				2267
PORK DRY SALTED	LB				2268
SAUSAGE 381 ALASKA 400 U STATES	LB 580 2751	211 1738	580 7553	211 4762	2269
SOUPS SOUP PREPARATIONS N O P 100 U KINGDOM 354 NETHRLNDS 362 PARAGUAY 376 SWITZRLND 400 U STATES		378 1169 2678 8569 143400		883 1322 2678 19693 185282	2270
MEAT PIES FROZEN 400 U STATES	LB 66205	26379	305219	114961	2271
COMPLETE DINNERS MEAT FROZEN 400 U STATES	LB 96885	60217	192022	131223	2272
BEEF CANNED N O P 234 AUSTRALIA 304 ARGENTINA 318 DENMARK 400 U STATES	LB 109004 13950 1500	23515 3273 864	205769 13950 2400	42870 3273 1664	2273
CORNED BEEF CANNED 234 AUSTRALIA 304 ARGENTINA 327 FRANCE 362 PARAGUAY 386 URUGUAY	LB 208310 292800 18000 90000 45000	71462 72816 4716 24673 10405	645872 393600 36000 90000 135000	224683 91401 10060 24673 31241	2274
MILK SKIM POWDERED 100 U KINGDOM 234 AUSTRALIA 236 NEW ZEAL 316 CUBA 400 U STATES	LB 570875 179200 920000	63969 21225 90166	1044938 179200 1764430	116336 21225 174230	2280
MILK AND CREAM FRESH 318 DENMARK 400 U STATES	GAL 360	959	2160	6155	2281
BUTTER - 400 U STATES	LB 2450	875	4850	1840	2282
CASEIN 400 U STATES	LB 2450	875	4850	1840	2283
CHEESE 100 U KINGDOM 236 NEW ZEAL 304 ARGENTINA 305 AUSTRIA 318 DENMARK 326 FINLAND 327 FRANCE 335 GERMANY W 344 ITALY 354 NETHRLNDS 359 NORWAY 376 SWITZRLND 400 U STATES	LB 360 14484 76132 25924 16059 64761 73316 2664 150740 149018	180 5464 27914 12802 7385 30411 28924 1195 84007 79627	7753 1800 14484 7312 258951 1548 63009 17353 252635 117740 4033 249910 429340	3108 572 5464 3066 94688 465 32319 8337 117064 46233 1916 140219 128737	2284

*Imported for use in the manufacture of sweetened condensed milk for export and not for consumption in Canada.

IMPORTS INTO CANADA FOR CONSUMPTION

Articles and Countries from which Imported	MONTH OF FEBRUARY 1957		TWO MONTHS ENDED FEBRUARY 1957		Class Number
	Quantities	Values (\$)	Quantities	Values (\$)	
MILK CONDENSED OR EVAPORATED 400 U STATES	LB		4900	1407	2285
MILK WHOLE POWDERED 389 IRELAND 400 U STATES	LB		4900	1407	2286
		2107 1314	22400 2735	5690 1791	
		2107 1314	25135	7481	
DRIED WHEY DRIED BUTTERMILK 400 U STATES	LB		78789	6195	2287
		40000 3088	78789	6195	
OLEIC ACID OR RED OIL 400 U STATES	LB		26278	5340	2288
		14772 2749	26278	5340	
STEARIC ACID 100 U KINGDOM 400 U STATES	LB		10000 1568	1568	2289
		47430 7540	86430	13996	
		57430 9108	96430	15564	
LARD OIL 400 U STATES	GAL		245 513	742	2291
		245 513	386 742		
NEATS FOOT OIL	GAL		386 742		2292
ANIMAL OIL N O P 100 U KINGDOM 400 U STATES	GAL		247 259	259	2293
		5194 6791	6094 7821		
		5441 7050	6341 8080		
COD LIVER OIL 100 U KINGDOM 359 NORWAY 400 U STATES	GAL		7200 8955	24896	2294
		250 323	550 752		
		537 948	537 948		
		7987 10226	18862 26596		
FISH OIL N O P 347 JAPAN 400 U STATES	GAL		397 4070	7135	2295
		6975 7634	51742 48967		
		7372 11704	54123 56102		
SEAL OIL	GAL				2296
WHALE AND SPERMACE TI OIL 100 U KINGDOM 400 U STATES	GAL		1125 1235	2141	2297
		60 105	4866 6568		
		1185 1340	6351 8709		
MALIBUT LIVER OIL					2298
FISH OIL CONCENTRATED 400 U STATES				414	2299
		345		414	
FISH OIL FOR FORTIFYING 347 JAPAN 400 U STATES				17791	2300
				6000	
				23791	
BEE SWAX 309 BRAZIL 354 NETHRLNDS 400 U STATES	LB		11178	7497	2302
		229 66	229 66		
		6729 4666	18907 13290		
		6958 4732	30314 20853		
CANDLES N O P 100 U KINGDOM 335 GERMANY W 400 U STATES	LB		5130 1794	1794	2303
		3303 1546	5742 2384		
		8433 3340	11032 4249		
GREASE AND DEGRAS 100 U KINGDOM 400 U STATES	CWT		293 3001	4672	2304
		17592 132316	35797 273548		
		17885 135317	36344 278220		
LARD AND COMPOUNDS STEARINE 100 U KINGDOM 400 U STATES	LB		209509	36727	2307
		2088150 273097	5131143 665773		
		2088150 273097	5340652 702500		
TALLOW 400 U STATES	LB		119900	9276	2308
			119900	9276	
EGG ALBUMEN DRIED POWDERED ETC 313 CHINA 400 U STATES	LB		3000 2577	2577	2315
		10425 13285	22625 30863		
		13425 15862	25625 33440		
EGG YOLK DRIED POWDERED ETC	LB				2316
EGGS WHOLE DRIED POWDERED ETC 313 CHINA	LB		27000 16596	16596	2317
		27000 16596	27000 16596		
GELATINE INEDIBLE PHOTOGRAPHIC 400 U STATES	LB		19714	27974	2320
			19714	27974	
ANIMAL GLANDS FOR MEDICINE 400 U STATES			1972	2323	2321
			1972	2323	
BLOOD ALBUMEN AND BLOOD DRIED 400 U STATES			132	817	2324
			132	817	
EGGS IN THE SHELL 231 HONG KONG 381 ALASKA 400 U STATES	002		2258 1764	6553	2325
		2400 1200	3300 1650		
		85846 214341	128502 313834		
		90504 217305	142917 322037		

IMPORTS INTO CANADA FOR CONSUMPTION

Articles and Countries from which Imported	MONTH OF FEBRUARY 1957		TWO MONTHS ENDED FEBRUARY 1957		Class Number
	Quantities	Values (\$)	Quantities	Values (\$)	
EGGS YOLK OR ALBUMEN FROZEN	LB				2326
GELATINE CAPSULES EMPTY 400 U STATES		54490		82701	2328
GELATINE EDIBLE	LB				2329
100 U KINGDOM	32480	14191	48160	21248	
234 AUSTRALIA	73695	27662	73695	27662	
306 BELGIUM			11123	4672	
318 DENMARK	2240	1019	6720	3098	
327 FRANCE	1102	410	14991	5454	
354 NETHRLNDS			9860	4201	
400 U STATES	40679	27306	67217	44997	
	150196	70588	231766	111292	
GELATINE N O P	LB				2331
100 U KINGDOM	5000	1182	5000	1182	
306 BELGIUM	133	61	133	61	
400 U STATES	116153	41840	118735	42997	
	121286	43083	123868	44240	
GLUE ANIMAL POWDERED OR SHEET	LB				2338
100 U KINGDOM	154800	27948	289872	48545	
400 U STATES	300	81	90200	23395	
	155100	28029	380072	71940	
GLUE N O P	LB				2333
100 U KINGDOM	3360	528	6930	1138	
375 SWEDEN			4409	2158	
400 U STATES	7183	3291	9293	4333	
	10543	3819	20632	7623	
GUT AND MANUFACTURES N O P					2336
100 U KINGDOM		1413		2659	
234 AUSTRALIA		164		2565	
327 FRANCE				119	
400 U STATES		284		793	
		1861		6125	
HONEY	LB				2337
100 U KINGDOM			956	637	
224 JAMAICA	240	70	240	70	
400 U STATES	537409	76000	956158	135643	
	537649	76070	957354	136353	
MANURES ANIMAL	CWT				2330
400 U STATES	4633	7474	6199	9938	
	4633	7474	6199	9938	
MUSK IN PODS OR GRAINS	OZ				2339
RENNET RAW AND PREPARED	LB				2340
400 U STATES	12360	4275	30325	9229	
	12360	4275	30325	9229	
SAUSAGE CASINGS UNCLEANNED	LB				2341
400 U STATES	12500	2400	35500	6984	
	12500	2400	35500	6984	
SAUSAGE CASINGS CLEANED	LB				2342
234 AUSTRALIA	92712	142512	96044	145289	
236 NEW ZEAL	42959	72541	51253	94433	
354 NETHRLNDS	280	488	280	488	
400 U STATES	12855	11500	19500	17929	
	148806	227041	167077	258139	
TANKAGE	CWT				2343
400 U STATES	7469	14737	9724	17362	
	7469	14737	9724	17362	
ANIMAL PRODUCTS N O P					2344
100 U KINGDOM		906		1017	
231 HONG KONG		178		1350	
327 FRANCE		389		389	
335 GERMANY W				123	
347 JAPAN		1445		2544	
354 NETHRLNDS		239		239	
400 U STATES		23967		42667	
		27124		48329	
HORSE MEAT AND MEAT FOR FEED	CWT				2345
400 U STATES	3063	21042	8529	58468	
	3063	21042	8529	58468	
DOG FOOD AND PET STOCK FOOD					2347
231 HONG KONG				203	
306 BELGIUM		63		63	
400 U STATES		30543		51536	
		30606		51802	
TARIFF 206 254 635 679 686 699					2348
400 U STATES		444		2000	
				2000	

IMPORTS INTO CANADA FOR CONSUMPTION

Articles and Countries from which Imported	MONTH OF FEBRUARY 1957		TWO MONTHS ENDING FEBRUARY 1957		Class Number
	Quantities	Values (\$)	Quantities	Values (\$)	
<u>GROUP 3</u>					
<u>FIBRES TEXTILES AND PRODUCTS</u>					
RAW COTTON	CWT				3001
352 MEXICO			992	29720	
400 U STATES	144857	4266304	313069	9068594	
	144857	4266304	314061	9098314	
COTTON LINTERS N O P	LB				3002
309 BRAZIL	51256	6494	51256	6494	
323 EL SALVD	82853	5170	82853	5170	
352 MEXICO	55500	2165	158510	9182	
358 NICARAGUA			23512	1327	
400 U STATES	1865625	133293	4229159	291372	
	2055234	147122	4545290	313545	
COTTON LINTERS FOR PAPER	LB				3003
BATTS BATTING WADDING COTTON	LB				3004
400 U STATES	113933	62008	150641	84576	
	113933	62008	150641	84576	
CARDED SLIVER COTTON FIBRES	LB				3005
COTTON THREAD	LB				3009
100 U KINGDOM	1117	3322	3745	8787	
317 CZECHO S	2201	2413	13599	13370	
344 ITALY	1637	1250	1637	1250	
376 SWITZRLND	707	1346	3040	6457	
400 U STATES	46668	77302	111657	172931	
	52330	85633	133678	202795	
COTTON YARNS SINGLES N O P	LB				3011
100 U KINGDOM	16130	22349	44064	45999	
400 U STATES	64071	53216	91539	80331	
	80201	75565	135603	126330	
YARNS SINGLES FOR KNIT GOODS	LB				3012
100 U KINGDOM			2402	2977	
400 U STATES	44426	34051	60047	47220	
	44426	34051	62449	50197	
COTTON YARNS N O P	LB				3013
100 U KINGDOM	13388	15305	15324	19032	
335 GERMANY W	20	77	20	77	
400 U STATES	150781	140403	369173	318804	
	164189	155785	384517	337913	
CROCHET KNITTING COTTON N O P	LB				3014
100 U KINGDOM			532	2278	
327 FRANCE	1063	5140	2492	13635	
400 U STATES	18006	24870	24248	35233	
	19069	30010	27272	51146	
CORDS AND TWINE COTTON N O P	LB				3015
100 U KINGDOM	4450	2215	19369	9727	
400 U STATES	21135	21490	43296	45054	
	25585	23705	62665	54781	
COTTON YARNS TINSEL THREAD	LB				3017
327 FRANCE			40	389	
400 U STATES	4972	14433	11477	36380	
	4972	14433	11517	36769	
MERCERIZED YARNS 40 AND FINER	LB				3018
100 U KINGDOM	2239	5295	4857	10639	
400 U STATES	1577	2135	2109	3148	
	3816	7430	6966	13787	
COTTON YARNS HANKS FOR THREAD	LB				3019
100 U KINGDOM	104910	162995	206888	326066	
400 U STATES	22974	30445	72420	101970	
	127884	193440	279308	428036	
COTTON YARN 2 PLY 80 AND FINER	LB				3020
100 U KINGDOM	1905	8453	1905	8453	
	1905	8453	1905	8453	
COTTON YARN SINGLES FOR THREAD	LB				3021
100 U KINGDOM	107885	131597	225209	276662	
	107885	131597	225209	276662	
COTTON YARN TO BE MERCERIZED	LB				3022
100 U KINGDOM	10634	16163	20971	36688	
400 U STATES	25475	27322	37298	39920	
	36109	43485	58269	76608	
COTTON YARNS SINGLES 20 TO 40	LB				3023
100 U KINGDOM	48828	52375	93580	100243	
400 U STATES			15072	10997	
	48828	52375	108652	111240	
COLOURED COT FAB NOP OVER 80 C	LB				3026
100 U KINGDOM	66418	140009	132304	280414	
215 INDIA	1750	1957	3701	3694	
305 AUSTRIA	1589	2321	1589	2321	
306 BELGIUM	23491	25018	76980	74080	
317 CZECHO S	28023	33209	74346	80132	
318 DENMARK	3156	3754	3317	4180	
327 FRANCE	3984	13255	11739	33636	
335 GERMANY W	58138	120262	111852	235788	
344 ITALY	4001	13330	7673	23928	
347 JAPAN	91529	109144	167950	211416	
354 NETHRLNDS	79914	133217	135584	218538	
365 POLAND	3763	4186	7553	8374	
372 SPAIN			20	64	
375 SWEDEN			831	1787	
376 SWITZRLND	4712	22151	9240	42357	

IMPORTS INTO CANADA FOR CONSUMPTION

Articles and Countries from which Imported	MONTH OF FEBRUARY 1957		TWO MONTHS ENDED FEBRUARY 1957		Class Number
	Quantities	Values (\$)	Quantities	Values (\$)	
383 HAWAII	500	945	500	945	
400 U STATES	2268945	3425798	4568800	6946279	
COLORED COT FAB NOP 50 TO 80 C	2639913	4048556	5313979	8167933	3027
100 U KINGDOM	LB 252	186	7807	5576	
215 INDIA	49983	28230	194170	111875	
306 BELGIUM	15049	11435	57358	44315	
317 CZECHO S	3618	2748	12309	9078	
344 ITALY	7929	4831	7929	4831	
347 JAPAN	7649	5027	31187	21786	
354 NETHRLNDS	741	515	2168	1560	
365 POLAND	1900	1434	12970	8180	
400 U STATES	107994	76041	243460	169223	
COLORED COT FAB NOP UNDER 50 C	195115	130447	569358	376424	3028
100 U KINGDOM	LB 5525	2665	5525	2665	
215 INDIA	15800	6780	107307	48620	
344 ITALY	384	154	384	154	
365 POLAND			1698	716	
400 U STATES	8264	3288	20017	7818	
COTTON DENIMS	29973	12887	134931	59973	3029
100 U KINGDOM	LB		838	976	
215 INDIA	4724	2423	14206	7557	
400 U STATES	258980	185378	571278	412085	
HANDKERCHIEF COTTON BLEACHED	263704	187801	586322	420618	3030
100 U KINGDOM	LB 886	1278	2889	4354	
347 JAPAN	4958	4954	4958	4954	
COTTON FABRIC NOT BLEACHED NOP	5844	6232	7847	9308	3031
100 U KINGDOM	LB 12185	15015	21143	25364	
215 INDIA	57299	25146	302488	132708	
224 JAMAICA	40327	26675	87406	57938	
305 AUSTRIA	7594	6185	7594	6185	
317 CZECHO S	5508	4459	10992	8922	
347 JAPAN	60795	46124	247577	188815	
354 NETHRLNDS	3969	2285	5323	3097	
365 POLAND	2751	1388	5544	2756	
376 SWITZRLND	76	249	76	249	
400 U STATES	1096274	798690	2674796	1970437	
CANTON FLANNELS NOT COLOURED	1286778	926216	3362939	2396471	3032
100 U KINGDOM	LB 13437	25653	38487	75214	
215 INDIA	440	299	440	299	
306 BELGIUM	2291	1456	6504	3260	
317 CZECHO S	4440	3563	4440	3563	
347 JAPAN	69590	69790	108428	109424	
365 POLAND	7251	5076	111003	69256	
376 SWITZRLND			73	235	
400 U STATES	99900	128417	226596	284831	
TOWELLING IN THE WEB	197349	234254	495971	546082	3033
215 INDIA	LB		4108	2508	
231 HONG KONG	2500	1625	2500	1625	
400 U STATES	6308	6049	9168	8519	
VOILES SCRIMS NOT COLOURED	8808	7674	15776	12652	3034
100 U KINGDOM	LB 297	1480	445	1999	
215 INDIA			3979	2363	
347 JAPAN	4686	4337	12376	11239	
354 NETHRLNDS	1914	1341	5073	3508	
376 SWITZRLND	509	2185	1893	8600	
400 U STATES	28382	33204	64404	76360	
COTTON FABRICS BLEACHED N OP	35788	42547	88170	104069	3035
100 U KINGDOM	LB 2591	3464	7841	13625	
215 INDIA	495	295	2253	1158	
306 BELGIUM			972	920	
335 GERMANY W	63	102	63	102	
354 NETHRLNDS	1292	1498	1292	1498	
365 POLAND	4162	2623	5745	3559	
376 SWITZRLND			548	1975	
400 U STATES	39520	49782	109313	136503	
COTTON CHEESECLOTH AND GAUZE	48123	57764	128027	159340	3036
100 U KINGDOM	LB 4941	6493	13663	16975	
400 U STATES	285804	247799	642198	561619	
POPLIN BLEACHED NOT COLOURED	290745	254292	655861	578594	3037
100 U KINGDOM	LB 2094	4305	3685	7030	
347 JAPAN	24988	24424	58600	56582	
354 NETHRLNDS			6803	11774	
376 SWITZRLND	131	349	131	349	
400 U STATES	8859	8757	25628	29279	
COTTON FABRICS COUNT 100	36072	37835	94847	105014	3039
100 U KINGDOM	LB 48347	177042	114710	374156	
400 U STATES			230	737	
COTTON FABRICS CUT PILE N O P	48347	177042	114940	374893	3040
100 U KINGDOM	LB		30	104	
335 GERMANY W	2627	5600	3671	7759	
400 U STATES	3737	6620	6820	12483	
COTTON FABRIC FOR TYPE RIBBON	6364	12220	10521	20346	3041
100 U KINGDOM	LB 15098	56534	24614	95954	

IMPORTS INTO CANADA FOR CONSUMPTION

Articles and Countries from which Imported	MONTH OF FEBRUARY 1957		TWO MONTHS ENDED FEBRUARY 1957		Class Number
	Quantities	Values (\$)	Quantities	Values (\$)	
354 NETHRLNDS	580	1618	580	1618	
400 U STATES	477	4550	889	8083	
COTTON FABRIC BILLIARD CLOTH	16155	62702	26083	105655	3042
100 U KINGDOM	LB		249	974	
400 U STATES	458	818	458	818	
SAILCLOTH EGYPTIAN COTTON	458	818	707	1792	3043
100 U KINGDOM	LB				
	1550	4384	1550	4384	
FILTER CLOTH FOR MINING	1550	4384	1550	4384	3044
400 U STATES	LB				
	46	70	46	70	
COTTON FABRIC KNITTED	46	70	46	70	3045
100 U KINGDOM	LB				
	19653	19635	47634	53274	
400 U STATES	54959	85419	129115	200818	
COTTON SHADOW CRETONNES	74612	105054	176749	254092	3046
100 U KINGDOM	LB				
	77	203	77	203	
COTTON GABARDINES	77	203	77	203	3047
100 U KINGDOM	LB				
	1166	3597	5294	14464	
400 U STATES			802	248	
COTTON FABRICS 80 TO 99 COUNT	1166	3597	6096	15412	3048
100 U KINGDOM	LB				
	4645	16495	7313	23977	
COTTON FABRICS CUT WEFT PILE	4645	16495	7313	23977	3049
100 U KINGDOM	LB				
	2511	6938	3842	10797	
335 GERMANY W	184	504	184	504	
347 JAPAN	24450	29700	59715	78789	
400 U STATES	38380	56566	70802	110663	
COTTON FABRICS FOR BOOK COVERS	65525	93708	134543	200753	3050
100 U KINGDOM	LB				
	5724	6185	16668	16600	
400 U STATES	13004	14174	17492	19178	
LACE NOT COLOURED FOR CLOTHING	16728	20359	34160	35778	3051
100 U KINGDOM	LB				
	2573	4713	3769	7224	
305 AUSTRIA	19686	56893	33240	100738	
306 BELGIUM			19	198	
327 FRANCE	1690	7700	3552	14599	
335 GERMANY W	87	348	132	444	
344 ITALY	15	454	15	454	
347 JAPAN			248	1072	
376 SWITZRLND	2927	9988	7710	26723	
400 U STATES	5777	34862	11589	72913	
LACE COLOURED FOR CLOTHING	32755	114958	60274	224365	3052
100 U KINGDOM	LB				
	95	739	95	739	
317 CZECHO S			352	549	
327 FRANCE	26	185	111	542	
335 GERMANY W	125	301	125	301	
376 SWITZRLND	26	385	143	2244	
400 U STATES	1650	8678	2716	15146	
EMBROIDERIES COTTON N O P	1922	10288	3542	19521	3053
100 U KINGDOM	LB				
	564	1014	564	1014	
215 INDIA			120	261	
305 AUSTRIA			156	1020	
327 FRANCE			51	699	
376 SWITZRLND	1221	6355	2228	14885	
400 U STATES	542	3150	1236	6950	
LACE BOBBINET NETS COTTON NOP	2327	10519	4355	24829	3054
100 U KINGDOM	LB				
	1032	2547	2536	5361	
215 INDIA	137	714	137	714	
231 HONG KONG	457	1099	484	1173	
305 AUSTRIA	177	1508	177	1508	
306 BELGIUM	12	90	25	297	
327 FRANCE	44	152	59	213	
335 GERMANY W			73	307	
347 JAPAN	254	214	254	214	
376 SWITZRLND	6	254	6	254	
400 U STATES	1466	2545	2027	5108	
WHITE COTTON BOBBINET PLAIN	3585	9123	5778	15149	3055
100 U KINGDOM	YD				
	5091	1341	10119	2657	
STOCKINGS COTTON WOMENS CHILDS	5091	1341	10119	2657	3062
100 U KINGDOM	DZ PR				
	10160	30924	14796	47203	
372 SPAIN	1700	6155	2455	9082	
400 U STATES	8204	23281	10631	30476	
STOCKINGS COTTON MENS BOYS	20064	60360	27882	86761	3063
100 U KINGDOM	DZ PR				
	1662	4470	1672	4566	
344 ITALY			11	203	
347 JAPAN	1200	644	1200	644	
400 U STATES	12551	39374	16922	54885	
GLOVES COTTON	15413	44488	19805	60298	3064
100 U KINGDOM	DZ PR				
	2792	23205	4158	35113	
231 HONG KONG	3860	14943	4210	16829	
232 MALTA	200	1234	200	1234	
305 AUSTRIA	38	362	38	362	

IMPORTS INTO CANADA FOR CONSUMPTION

Articles and Countries from which Imported	MONTH OF FEBRUARY 1957		TWO MONTHS ENDED FEBRUARY 1957		Class Number
	Quantities	Values (\$)	Quantities	Values (\$)	
317 CZECHOSLOVAKIA	3829	14448	13286	49968	
327 FRANCE	379	9131	489	10480	
335 GERMANY W	3882	26978	4250	28562	
344 ITALY	520	3304	1335	9233	
347 JAPAN	5774	22227	7205	26371	
400 U STATES	3606	18570	4776	23518	
	24880	134402	39947	201670	
SHIRTS COTTON NOT KNITTED	LB				3066
100 U KINGDOM	2188	6806	2491	8324	
231 HONG KONG			182	189	
327 FRANCE	15	62	15	62	
344 ITALY			95	270	
347 JAPAN	88803	95117	146058	163106	
376 SWITZRLND	63	278	188	955	
400 U STATES	18829	46739	30088	74727	
	109898	149002	179117	247633	
UNDERWEAR COTTON KNITTED	LB				3067
100 U KINGDOM	5032	10319	8128	18175	
215 INDIA	7417	6247	7417	6247	
335 GERMANY W			200	260	
354 NETHRLNDS			1828	2971	
400 U STATES	5875	15047	7386	18517	
	18324	31613	24959	46170	
COTTON CLOTHING N O P WOVEN	LB				3068
100 U KINGDOM	2425	11633	4302	19586	
231 HONG KONG	2271	2271	2725	2749	
305 AUSTRIA	121	1676	136	1769	
306 BELGIUM	75	88	416	967	
327 FRANCE	244	1170	359	2493	
335 GERMANY W	348	2790	685	3874	
344 ITALY	623	3163	925	5663	
347 JAPAN	189564	239217	317408	399948	
352 MEXICO	165	618	165	618	
354 NETHRLNDS	316	1249	722	2126	
360 ISRAEL	1648	5695	2179	7025	
367 AZORES	80	773	80	773	
375 SWEDEN	151	740	151	740	
376 SWITZRLND	709	6473	1233	9769	
383 HAWAII	34	216	125	948	
400 U STATES	55053	157602	96633	278267	
	253827	435374	428244	737315	
DRESSES WVN COTT WOMENS CHLDNS	NO				3069
100 U KINGDOM	113	1472	497	5447	
231 HONG KONG	10	100	10	100	
305 AUSTRIA			60	610	
306 BELGIUM	62	128	62	128	
327 FRANCE	51	1113	131	2666	
344 ITALY	41	272	41	272	
347 JAPAN	6000	3017	9576	6138	
376 SWITZRLND	180	2497	248	4114	
383 HAWAII			224	1244	
400 U STATES	22352	97130	50286	164437	
	35816	105729	61135	185156	
SMOCKS OVRALLS WVN COTTON MENS	LB				3070
347 JAPAN	18975	23490	47148	54339	
354 NETHRLNDS			206	502	
400 U STATES	15566	27602	40198	67931	
	34541	51092	87552	122772	
RAINCOATS WATERPROOFED COTTON	NO				3071
100 U KINGDOM	1031	9577	2389	19598	
231 HONG KONG	720	905	960	1389	
318 DENMARK			9	163	
335 GERMANY W	1524	15014	1532	15107	
344 ITALY	44	1604	47	1747	
375 SWEDEN	16	265	16	265	
400 U STATES	1581	6020	3729	15272	
	4916	33385	8682	53541	
CLTHG NOP COTT KNIT INFNTS CHLD	LB				3072
100 U KINGDOM	3057	6313	6828	13541	
231 HONG KONG	1125	965	1125	965	
306 BELGIUM	45	168	45	168	
335 GERMANY W	134	597	441	1670	
347 JAPAN	23271	30966	40450	53052	
400 U STATES	6032	17563	12903	35911	
	33664	56572	61792	105307	
CLTHG NOP COTT KNIT WOMNS GRLS	LB				3073
100 U KINGDOM	614	2300	2048	5204	
305 AUSTRIA	6	64	17	198	
327 FRANCE	5	103	5	103	
347 JAPAN	13478	14261	15800	16983	
354 NETHRLNDS	112	350	112	350	
400 U STATES	1479	6249	4207	15033	
	15694	23327	22189	37871	
CLTHG NOP COTT KNIT MENS BOYS	LB				3074
100 U KINGDOM	3514	7665	4500	10609	
215 INDIA	5049	4165	5049	4165	
231 HONG KONG	2555	2226	3429	2988	
335 GERMANY W	1675	3582	1675	3582	
344 ITALY	26	207	92	724	
347 JAPAN	74259	71679	110370	110071	
354 NETHRLNDS	36	145	206	555	
359 NORWAY	130	391	130	391	
376 SWITZRLND	34	207	34	207	
400 U STATES	6828	18101	9404	25405	
	94106	108368	134889	158697	

IMPORTS INTO CANADA FOR CONSUMPTION

Articles and Countries from which Imported	MONTH OF FEBRUARY 1957		TWO MONTHS ENDED FEBRUARY 1957		Class Number
	Quantities	Values (\$)	Quantities	Values (\$)	
BAGS COTTON	LB				3082
400 U STATES	4194	4576	9416	10795	
	4194	4576	9416	10795	
BELTING OF COTTON	LB				3083
100 U KINGDOM	3377	3833	8082	8671	
400 U STATES	17426	33901	29589	57684	
	20803	37734	37671	66355	
BLANKETS OF COTTON	LB				3084
100 U KINGDOM	3335	2900	3747	3288	
306 BELGIUM	36680	26357	63987	47770	
335 GERMANY W	13435	8490	14157	9002	
347 JAPAN	5605	2776	23700	10398	
354 NETHRLNDS	909	745	10064	4986	
400 U STATES	11970	13576	34029	39123	
	71934	54844	149684	114567	
TAPE AND WEBBING HOOK AND EYE	LB				3085
100 U KINGDOM	59	167	59	167	
400 U STATES	34	89	109	359	
	93	256	168	526	
BRAIDED WICK FOR CANDLES					3086
100 U KINGDOM				732	
400 U STATES		3758		6736	
		3758		7468	
CURTAINS COTTON N O P	LB				3087
100 U KINGDOM	415	1076	455	1206	
354 NETHRLNDS	80	112	80	112	
376 SWITZRLND	161	516	161	516	
400 U STATES	7866	13353	17134	30346	
	8522	15057	17830	32180	
TABLE AND TRAY CLOTHS COTTON	LB				3088
100 U KINGDOM	6446	13267	11681	24529	
231 HONG KONG	450	1702	4367	8919	
306 BELGIUM	917	1499	917	1499	
313 CHINA	11452	17916	19195	30500	
327 FRANCE			90	299	
335 GERMANY W	395	1859	686	3360	
347 JAPAN	7979	6762	18585	14913	
354 NETHRLNDS	3156	6361	3902	9652	
373 CANARY IS	144	431	144	431	
376 SWITZRLND	55	828	74	1051	
388 YUGO SLAV			21	116	
400 U STATES	10571	17805	14093	23647	
	41565	68430	73755	118926	
DUCK SEAMLESS COTTON FOR HOSE	LB				3089
FRINGES AND TASSELS COTTON	LB				3090
400 U STATES	126	376	151	460	
	126	376	151	460	
HANDKERCHIEFS COTTON	LB				3091
100 U KINGDOM	14052	36601	25026	63708	
306 BELGIUM	50	213	50	213	
317 CZECHO S	506	1737	1272	2915	
327 FRANCE	9	147	9	147	
335 GERMANY W	12	301	12	301	
344 ITALY			472	618	
347 JAPAN	30065	28097	45098	43798	
376 SWITZRLND	2903	24360	3393	30098	
400 U STATES	4450	11097	5587	15324	
	52047	102553	80919	157122	
LADDER TAPES FOR BLINDS	LB				3092
100 U KINGDOM			97	171	
400 U STATES	471	344	4737	3511	
	471	344	4834	3682	
MANTLE STOCKING FOR GAS LIGHT					3093
QUILTS COUNTERPANES COTTON	LB				3094
100 U KINGDOM	221	309	3688	5376	
215 INDIA	125	111	125	111	
347 JAPAN	2660	1775	2660	1775	
354 NETHRLNDS	2387	1869	3245	3013	
372 SPAIN	6116	4089	7934	5160	
400 U STATES	72098	92340	168402	208093	
	83607	100493	186054	223528	
SHEETS COTTON	LB				3095
100 U KINGDOM	1004	1515	2257	3204	
215 INDIA	50	60	50	60	
306 BELGIUM	4760	3906	8211	7188	
347 JAPAN	1390	950	1390	950	
367 AZORES	245	410	245	410	
400 U STATES	80346	88568	159354	182248	
	87795	95409	171507	194760	
TOWELS COTTON	LB				3096
100 U KINGDOM	2601	2565	3732	3986	
215 INDIA	1617	980	1617	980	
231 HONG KONG	2845	1187	8935	6901	
306 BELGIUM	293	248	293	248	
317 CZECHO S	21543	16781	25025	19865	
347 JAPAN	6951	5073	16903	13044	
354 NETHRLNDS	353	595	461	748	
372 SPAIN			220	331	
376 SWITZRLND			121	350	
400 U STATES	402558	400543	798728	806300	
	438761	427972	856035	852753	
COTTON MANUFACTURES N O P	LB				3097
100 U KINGDOM	11331	16981	19947	29347	
216 PAKISTAN	88	912	88	912	

IMPORTS INTO CANADA FOR CONSUMPTION

Articles and Countries from which Imported	MONTH OF FEBRUARY 1957		TWO MONTHS ENDED FEBRUARY 1957		Class Number
	Quantities	Values (\$)	Quantities	Values (\$)	
231 HONG KONG			355	582	
305 AUSTRIA		801	887	1542	
306 BELGIUM	1005	996	1249	1300	
313 CHINA	50	274	100	547	
317 CZECHOSLOVAKIA	75	164	75	164	
318 DENMARK	180	900	180	900	
327 FRANCE			223	514	
335 GERMANY W	597	629	2658	3037	
344 ITALY	5117	1303	5117	1303	
347 JAPAN	2580	2752	11030	8549	
354 NETHERLANDS	40	77	508	464	
376 SWITZERLAND	53	872	804	2012	
400 U STATES	101022	128750	193658	250114	
	122399	155411	236879	301287	
WASH CLOTHS BATH MATS COTTON	LB				3098
100 U KINGDOM	196	205	196	205	
231 HONG KONG	500	432	1625	1300	
306 BELGIUM	740	454	740	454	
347 JAPAN			1255	1480	
354 NETHERLANDS	96	132	96	132	
400 U STATES	41337	58362	82318	117479	
	42869	59585	86230	121050	
PILLOW CASES COTTON	LB				3100
100 U KINGDOM	3998	7127	6346	11353	
231 HONG KONG	7792	9127	11030	13194	
313 CHINA	3808	5461	5902	9241	
347 JAPAN	96041	77960	197564	151911	
367 AZORES	258	1052	323	1255	
376 SWITZERLAND			21	430	
400 U STATES	7036	10396	19385	26302	
	118933	111123	240571	213686	
FLAX FIBRE AND TOW	CWT				3111
400 U STATES	52	2263	493	12845	
	52	2263	493	12845	
HEMP DRESSED OR UNDRESSED	CWT				3112
400 U STATES			900	21927	
			900	21927	
JUTE AND JUTE BUTTS	CWT				3113
100 U KINGDOM	205	2642	205	2642	
216 PAKISTAN	396	2161	792	5447	
400 U STATES	158	2906	386	6904	
	759	7709	1383	14993	
OAKUM OF FLAX HEMP OR JUTE	CWT				3114
100 U KINGDOM	10	169	60	809	
354 NETHERLANDS	50	666	64	786	
359 NORWAY	25	543	25	543	
400 U STATES	710	13899	1478	29063	
	795	15277	1627	31201	
BATTS WADDING VEGETABLE FIBRES	LB				3115
YARNS JUTE SINGLES N O P	LB				3121
100 U KINGDOM	40869	5375	63899	10047	
	40869	5375	63899	10047	
YARNS VEGETABLE FIBRE SINGLES	LB				3122
100 U KINGDOM	204	178	204	178	
	204	178	204	178	
YARNS CORDS TWINE OF JUTE NOP	LB				3123
100 U KINGDOM	8070	2237	32190	7865	
306 BELGIUM	6266	1306	6266	1306	
400 U STATES	719	310	1103	513	
	15055	3853	39559	9684	
YARNS CORDS TWINE VEG FIB NOP	LB				3124
100 U KINGDOM	33267	10331	88191	26847	
231 HONG KONG	1500	395	2000	550	
306 BELGIUM	10000	1650	10000	1650	
335 GERMANY W			3761	767	
352 MEXICO	17640	2026	58076	6788	
354 NETHERLANDS			5000	569	
400 U STATES	5604	5275	9866	2504	
	68011	19677	176894	46675	
LINEN THREAD FOR SEWING	LB				3125
100 U KINGDOM	30848	61034	53510	104478	
400 U STATES	412	726	491	830	
	31260	61760	54001	105308	
YARNS VEG FIBRE FOR WEAVING	LB				3126
100 U KINGDOM	93033	34947	179458	64944	
389 IRELAND	81190	13796	81190	13796	
400 U STATES	1607	996	31548	12079	
	175830	49739	292196	90819	
CANVAS TWINE OF FLAX FOR SAILS					3131
FABRICS CHIEFLY FLAX OR HEMP	LB				3132
100 U KINGDOM	48243	79256	83606	132816	
318 DENMARK	213	334	213	334	
344 ITALY	2928	3912	3050	4403	
365 POLAND	1508	700	1508	700	
375 SWEDEN	300	478	300	478	
376 SWITZERLAND	33	74	113	339	
400 U STATES	3088	7434	3822	10648	
	56313	92188	92612	149718	
FABRICB JUTE UNBLEACHED N O P	YO				3134
100 U KINGDOM	50078	5096	50744	5339	
215 INDIA	3792000	314469	15218000	1185876	
306 BELGIUM	71211	20589	86708	27797	
327 FRANCE	41414	6974	91414	15284	

IMPORTS INTO CANADA FOR CONSUMPTION

Articles and Countries from which Imported	MONTH OF FEBRUARY 1957		TWO MONTHS ENDED FEBRUARY 1957		Class Number
	Quantities	Values (\$)	Quantities	Values (\$)	
400 U STATES	337701	68212	461249	104272	
FABRICS OF JUTE N O P	4292404	415340	15908115	1338568	3135
100 U KINGDOM	YD		13280	6991	
400 U STATES			6559	1842	
FABRIC JUTE 12INS WIDE OR LESS	2940	1248	19839	8833	3136
215 INDIA	15200	1545	36160	5474	
400 U STATES			241	88	
FAB VEG FIB 12INS WIDE OR LESS	15200	1545	36401	5562	3137
100 U KINGDOM	LB				
327 FRANCE	23119	34912	45080	69315	
335 GERMANY W			10	54	
344 ITALY	29	104	307	533	
347 JAPAN	40	113	40	113	
400 U STATES			11016	5487	
FABRICS VEGETABLE FIBRE N O P	31066	42138	62177	87522	
100 U KINGDOM	54254	77267	118630	163024	3138
306 BELGIUM	YD				
335 GERMANY W	1429	2745	7085	4853	
354 NETHRLNDS			4670	824	
400 U STATES	163	345	163	345	
TOWELLING TABLE CLOTHS IN WEB	2122	685	2122	685	
100 U KINGDOM	7922	9284	10207	11222	
306 BELGIUM	11636	13059	24247	17929	3139
317 CZECHO S	LB				
335 GERMANY W	11891	14844	19742	25179	
344 ITALY	340	375	340	375	
365 POLAND	17210	12107	21530	15563	
376 SWITZRLND	56	117	56	117	
400 U STATES			34	467	
WOVEN DRESS LINENS	13725	9103	26189	17306	
100 U KINGDOM	442	992	420	639	
CLOTHING VEGETABLE FIBRES NOP	43664	37538	70219	62531	3140
100 U KINGDOM	LB				
306 BELGIUM	13	57	451	1256	
327 FRANCE	13	57	451	1256	
335 GERMANY W	994	7380	3842	15533	3162
344 ITALY	14	62	14	62	
347 JAPAN	4	146	15	416	
360 ISRAEL	1079	2530	1079	2530	
376 SWITZRLND	13	294	13	294	
400 U STATES	3200	3683	3200	3683	
BAGS OF HEMP LINEN JUTE SISAL	15	181	34	509	
100 U KINGDOM	3078	15746	8680	35494	
CARPETING RUGS HEMP JUTE SISAL	8397	30022	16977	58822	3171
231 HONG KONG	LB				
306 BELGIUM	917	577	1157	1220	
317 CZECHO S	917	577	1157	1220	
327 FRANCE					
335 GERMANY W		23467		51287	3172
347 JAPAN		333		333	
354 NETHRLNDS		13654		20695	
400 U STATES		1465		1465	
QUILTS BATH MATS VEG FIBRE NOP		8929		18420	
100 U KINGDOM		1519		1519	
344 ITALY		258		387	
347 JAPAN		17474		19558	
400 U STATES		8569		9986	
FIRE HOSE LINEN		75668		123650	3173
100 U KINGDOM	LB				
344 ITALY	513	702	513	702	
347 JAPAN	7544	7677	14859	13422	
400 U STATES	12115	7857	23564	14626	
HANDKERCHIEFS FLAX OR HEMP	7387	11977	12506	19449	
100 U KINGDOM	27559	28213	51442	48199	3174
231 HONG KONG					
327 FRANCE		7073		15125	
367 AZORES		7073		15125	
376 SWITZRLND					
400 U STATES					
SAILS FOR BOATS AND SHIPS					
100 U KINGDOM					
TOWELS GLASS CLOTHS CRASH HUCK					
100 U KINGDOM					
317 CZECHO S					
400 U STATES					
SHEETS TABLECLOTHS TOWELS FLAX					
100 U KINGDOM					
220 BERMUDA					
231 HONG KONG					
306 BELGIUM					
313 CHINA					
317 CZECHO S					
327 FRANCE					

IMPORTS INTO CANADA FOR CONSUMPTION

Articles and Countries from which Imported	MONTH OF FEBRUARY 1957		TWO MONTHS ENDED FEBRUARY 1957		Class Number
	Quantities	Values (\$)	Quantities	Values (\$)	
335 GERMANY W	18	107	18	107	
347 JAPAN	5672	3719	6912	4322	
367 AZORES	125	562	339	2323	
373 CANARY IS	411	1737	885	3887	
376 SWITZRLND			15	156	
400 U STATES	2062	4222	2264	5938	
JUTE MANUFACTURES N O P	38247	78281	72308	157102	3179
100 U KINGDOM	LB		236	169	
400 U STATES	3407	1268	7330	3285	
VEGETABLE FIBRE MFRS N O P	3407	1268	7566	3454	3180
100 U KINGDOM	LB	46086	79679	84662	126647
215 INDIA	990	611	990	611	
216 PAKISTAN			45	355	
231 HONG KONG	27	123	1021	1525	
306 BELGIUM	920	1004	1913	2009	
317 CZECHO S	373	299	373	299	
327 FRANCE	649	914	1626	1997	
335 GERMANY W	1074	1153	1208	1338	
344 ITALY	2366	2856	3480	4453	
347 JAPAN	124327	88310	189714	139983	
354 NETHRLNDS	3632	4770	3632	4770	
367 AZORES			93	674	
373 CANARY IS	61	260	61	260	
376 SWITZRLND	109	327	144	439	
390 GERMANY E			55	198	
400 U STATES	168449	201517	341863	388562	
RAW SILK AND COCOONS	349063	381823	630880	674120	3201
400 U STATES	LB	3078	13997	6294	29208
GARNETTED SILK WASTES	3078	13997	6294	29208	3202
400 U STATES	LB	6326	12626	15790	31976
YARNS THROWN SILK IN THE GUM	6326	12626	15790	31976	3211
YARNS SINGLES SPUN SILK N O P	LB				3212
100 U KINGDOM			1403	889	
344 ITALY			1543	2933	
400 U STATES	954	3925	1504	6643	
THREADS CORDS TWIST SILK N O P	954	3925	4450	10465	3213
100 U KINGDOM	LB		55	623	
335 GERMANY W	27	293	27	293	
400 U STATES	200	1723	416	3587	
YARN SILK FOR KNITTING WEAVING	227	2016	498	4503	3214
100 U KINGDOM	LB	182	659	785	2831
400 U STATES	117	730	117	730	
YARNS SILK METALLIC COVERED	299	1389	902	3561	3215
YARNS SILK N O P	LB				3216
100 U KINGDOM			19	345	
400 U STATES	114	960	174	1326	
BOLTING CLOTH NOT MADE UP	114	960	193	1671	3221
100 U KINGDOM	YD	45	158	45	158
347 JAPAN			1100	1422	
376 SWITZRLND	2610	6628	4281	11295	
400 U STATES	2050	6536	6069	11470	
KNITTED FABRICS SILK	4705	13322	11495	24345	3222
FABRICS SILK 20 IN UNFINISHED	LB				3223
400 U STATES	YD	43	182	12643	3739
FABRICS SILK N O P	43	182	12643	3739	3224
100 U KINGDOM	YD	3347	9604	4750	14464
215 INDIA	704	1727	949	2245	
231 HONG KONG	251	321	365	560	
306 BELGIUM	485	755	485	755	
313 CHINA	1300	621	1859	1825	
327 FRANCE	10539	15612	19600	31878	
335 GERMANY W	2204	2355	3784	3861	
344 ITALY	6445	21777	26041	77788	
347 JAPAN	70879	52719	143657	99978	
371 THAILAND			40	100	
376 SWITZRLND	11570	23403	21338	41757	
400 U STATES	131569	167293	301402	397132	
FABRICS SILK 26 INCHES OR LESS	239293	296187	524270	672343	3225
100 U KINGDOM	YD	159	559	207	700
344 ITALY	114	383	281	947	
400 U STATES	84	51	84	51	
RIBBONS SILK UNDER 12 INCHES	357	993	572	1698	3228
327 FRANCE	LB		8	143	
376 SWITZRLND	67	758	67	758	
400 U STATES	284	5494	643	12350	
FABRICS SILK FOR NECKWEAR	351	6252	718	13251	3229
100 U KINGDOM	YD	420	373	3848	3838
305 AUSTRIA	1299	1542	3717	5233	
306 BELGIUM	540	566	1839	1906	

IMPORTS INTO CANADA FOR CONSUMPTION

Articles and Countries from which Imported	MONTH OF FEBRUARY 1957		TWO MONTHS ENDED FEBRUARY 1957		Class Number
	Quantities	Values (\$)	Quantities	Values (\$)	
327 FRANCE	2703	3530	5948	6898	
335 GERMANY W	31655	35874	63044	71846	
344 ITALY	6628	8261	11588	17333	
347 JAPAN	2815	3788	7138	7100	
376 SWITZRLND	5753	10491	17055	26848	
400 U STATES	66539	86617	170179	223703	
	118352	151042	284356	364705	
UMBRELLA COVERING FABRICS	YD				3230
305 AUSTRIA			1513	412	
327 FRANCE	1956	700	7281	2511	
335 GERMANY W			1811	521	
344 ITALY			187	120	
347 JAPAN			1200	262	
376 SWITZRLND	307	144	616	201	
400 U STATES	23534	13854	66172	51274	
	25797	14698	78780	55301	
FABRICS PILE SILK OR SYNTHETIC	YD				3232
100 U KINGDOM	104	985	114	1037	
306 BELGIUM	201	1063	201	1063	
327 FRANCE	812	1484	929	1632	
335 GERMANY W	1237	1895	1730	2945	
400 U STATES	15349	28518	31698	58398	
	17703	33945	34672	65075	
SOCKS AND STOCKINGS SILK	DZ PR				3244
100 U KINGDOM	36	2383	64	3296	
400 U STATES	332	15674	506	26099	
	368	18057	570	29395	
UNDERWEAR SILK KNITTED	LB				3245
100 U KINGDOM			15	215	
			15	215	
CLOTHING SILK N O P	OZ				3246
100 U KINGDOM	2086	3082	4068	5826	
231 HONG KONG	1088	711	2100	1194	
305 AUSTRIA	112	149	112	149	
327 FRANCE			96	154	
344 ITALY	5449	5201	5905	6622	
347 JAPAN	5850	1409	12122	3731	
376 SWITZRLND	2425	3623	2489	3859	
400 U STATES	12146	6214	16241	9398	
	29156	20389	43133	30933	
DRESSES SILK WOMENS CHILDRENS	NO				3247
100 U KINGDOM	83	5961	180	11822	
231 HONG KONG	55	578	71	1083	
327 FRANCE	26	7283	63	9651	
344 ITALY	2	388	2	388	
376 SWITZRLND	57	3011	208	10092	
400 U STATES	2415	61202	4527	120137	
	2638	78423	5051	153173	
CLOTHING SILK WOMENS CHILDRENS	OZ				3248
100 U KINGDOM	1883	5328	3488	8707	
215 INDIA	470	400	500	514	
231 HONG KONG	436	437	2248	1676	
305 AUSTRIA	701	1265	701	1265	
313 CHINA	1942	696	1942	696	
327 FRANCE	10576	7557	13420	12828	
335 GERMANY W	2400	700	2400	700	
344 ITALY	9264	10842	13870	15013	
347 JAPAN	251342	64456	450841	110640	
376 SWITZRLND	1354	1859	1897	3029	
400 U STATES	7446	8936	16316	16390	
	287814	102476	507623	171458	
HANDKERCHIEFS SILK	DZ				3251
347 JAPAN	14896	3647	52836	11041	
376 SWITZRLND	346	495	346	495	
	15242	4142	53182	11536	
SILK MANUFACTURES N O P	OZ				3252
100 U KINGDOM	73	155	255	462	
231 HONG KONG			1440	725	
327 FRANCE	224	261	224	261	
344 ITALY			425	483	
347 JAPAN	144	142	5520	886	
400 U STATES	2060	2228	2977	3241	
	2501	2786	10841	6058	
WOOL IN THE GREASE	LB				3261
100 U KINGDOM	58028	40499	106790	74067	
207 UN SO AFR	14854	4210	86633	27798	
215 INDIA	14658	9901	14658	9901	
234 AUSTRALIA	331525	252394	631718	484118	
236 NEW ZEAL	857419	593373	899246	626489	
304 ARGENTINA			97002	58879	
386 URUGUAY	26441	21039	26441	21039	
389 IRELAND			2927	2191	
400 U STATES	295305	241873	365319	295094	
	1598230	1163289	2230734	1599576	
WOOL WASHED OR SCOURED	LB				3262
100 U KINGDOM	123044	95679	174650	149969	
207 UN SO AFR	40491	32872	133558	87997	
234 AUSTRALIA	401460	360599	542049	488345	
236 NEW ZEAL	113767	79953	186428	139339	
304 ARGENTINA	35923	27267	81187	66965	
306 BELGIUM	567	688	567	688	
386 URUGUAY	2835	2742	2835	2742	
400 U STATES	92100	88885	217996	198862	
	810187	688685	1339270	1134907	
WOOL PULLED OR SLIPED	LB				3263
100 U KINGDOM	71877	53807	120738	91660	

IMPORTS INTO CANADA FOR CONSUMPTION

Articles and Countries from which Imported	MONTH OF FEBRUARY 1957		TWO MONTHS ENDED FEBRUARY 1957		Class Number
	Quantities	Values (\$)	Quantities	Values (\$)	
236 NEW ZEAL	8906	6478	13667	9231	
304 ARGENTINA	15657	9121	15657	9121	
400 U STATES			13781	11510	
	96440	69406	163843	121522	3264
HAIR OF CAMEL ALPACA GOAT N O P	LB				
306 BELGIUM	3320	8402	1240	19004	
400 U STATES			9841	40875	
	3320	8402	11081	59879	3265
NOILS WOOL	LB				
100 U KINGDOM	26623	28128	35699	37861	
306 BELGIUM			262	287	
400 U STATES	69	133	1636	693	
	26692	28261	37597	38841	3267
GARNETTED WOOL WASTE	LB				
100 U KINGDOM	2047	2011	30764	18561	
306 BELGIUM			4018	5106	
400 U STATES	19259	22976	36739	45128	
	21306	24987	71521	68795	3268
WOOL TOPS DRY COMBED	LB				
100 U KINGDOM	140364	214791	242871	362107	
207 UN SO AFR	9964	15323	19574	30037	
	150328	230114	262445	392144	3269
WOOL TOPS OIL COMBED	LB				
100 U KINGDOM	872170	1227963	1435868	1993224	
207 UN SO AFR	5000	6834	5000	6834	
400 U STATES	108	153	108	153	
	877278	1234950	1440976	2000211	3270
HAIR TOPS	LB				
400 U STATES	10204	12890	10204	12890	
	10204	12890	10204	12890	3273
YARNS OR WARPS HAIR FOR MFRERS	LB				
100 U KINGDOM	38252	36865	79175	73295	
400 U STATES	2943	755	4432	1051	
	41195	37620	83607	74346	3274
YARN MOHAIR FOR PILE FABRICS	LB				
100 U KINGDOM	1432	3269	4358	9954	
	1432	3269	4358	9954	3275
YARNS WOOL FOR 6 OZ FABRICS	LB				
100 U KINGDOM	59268	133355	96241	215990	
	59268	133355	96241	215990	3276
WOOLLEN SPUN YARN	LB				
100 U KINGDOM	21148	31476	65761	85211	
317 CZECHOS	1068	11545	1068	11545	
327 FRANCE	2270	6229	3410	11514	
335 GERMANY W	456	1149	3154	6200	
344 ITALY			362	989	
354 NETHRLNDS			176	390	
400 U STATES			25	141	
	24942	50399	73956	115990	3277
WORSTED SPUN YARN	LB				
100 U KINGDOM	61548	123896	105929	213993	
306 BELGIUM	3348	8711	12544	28147	
327 FRANCE	6173	21171	19937	56252	
335 GERMANY W	1225	3074	2820	7126	
344 ITALY			55	157	
354 NETHRLNDS	309	584	1245	2550	
376 SWITZRLND			111	317	
400 U STATES	2174	4917	4759	16123	
	74777	162353	147400	324665	3281
WOOL FAB IN GRAY 0VR 4 TO 6 OZ	LB				
100 U KINGDOM	1067	3308	1663	4243	
344 ITALY	194	354	803	1439	
	1261	3662	2466	5682	3282
WOOL FAB IN GRAY 4 OZ OR LESS	LB				
100 U KINGDOM	7765	19762	10072	26281	
	7765	19762	10072	26281	3283
KNITTED FABRICS W O O L N O P	LB				
100 U KINGDOM	1577	5110	1949	7304	
327 FRANCE	18	105	141	960	
400 U STATES	314	895	754	2151	
	1909	6110	2844	10415	3284
FLANNELS	LB				
100 U KINGDOM	76671	203634	147512	397273	
306 BELGIUM	52	218	52	218	
327 FRANCE	887	4366	1489	7742	
344 ITALY	7021	6055	7021	6055	
347 JAPAN	241	432	241	432	
376 SWITZRLND	182	1029	537	5083	
400 U STATES	422	3068	527	3351	
	85476	218802	157379	420154	3285
FELT CLOTH N O P	LB				
400 U STATES			25	100	
			25	100	3286
OVERCOATINGS	LB				
100 U KINGDOM	208672	414891	359828	719744	
327 FRANCE	97	399	1547	7702	
344 ITALY	11622	11360	25351	25290	
354 NETHRLNDS	695	2155	715	2206	
400 U STATES	1182	2603	2033	3693	
	222268	431408	389474	758635	3287
TWEEDS	LB				
100 U KINGDOM	225014	554173	402049	1013226	
306 BELGIUM	105	527	1902	3577	
327 FRANCE	313	1444	700	3372	
335 GERMANY W			28	151	
344 ITALY	65093	50143	134896	111745	

IMPORTS INTO CANADA FOR CONSUMPTION

Articles and Countries from which Imported	MONTH OF FEBRUARY 1957		TWO MONTHS ENDED FEBRUARY 1957		Class Number
	Quantities	Values (\$)	Quantities	Values (\$)	
354 NETHRLNDS	106	246	106	246	
389 IRELAND	3295	8405	4375	11411	
400 U STATES	625	4248	4764	17848	
WORSTEDS AND SERGES	294551	619186	548820	1161576	
100 U KINGDOM	599350	2111025	1136429	3984257	3288
227 BAHAMAS	8	77	41	419	
234 AUSTRALIA	2138	9975	3839	17823	
305 AUSTRIA	69	173	69	173	
306 BELGIUM	890	3719	4031	14172	
317 CZECHO S			1271	3460	
327 FRANCE	3588	18631	7603	43891	
335 GERMANY W	1054	4514	1455	6668	
344 ITALY	107707	155572	211893	349462	
347 JAPAN	541	1483	6412	19918	
354 NETHRLNDS	2472	8516	5898	18675	
360 ISRAEL			148	315	
375 SWEDEN			124	724	
376 SWITZRLND	220	1738	449	3773	
386 URUGUAY			509	1779	
389 IRELAND	162	558	204	699	
400 U STATES	5936	24028	11785	51404	
WOVEN FABRICS N O P WOOL	724135	2340009	1392160	4517612	
100 U KINGDOM	55538	112801	91621	190745	3289
306 BELGIUM	151	613	380	1583	
318 DENMARK	56	218	148	470	
327 FRANCE	1675	9406	3761	20177	
335 GERMANY W	453	1496	1672	6704	
344 ITALY	17981	20263	37850	65863	
347 JAPAN	68	340	68	340	
354 NETHRLNDS	722	1590	1639	3693	
376 SWITZRLND	144	319	384	3063	
400 U STATES	7348	23219	21427	57569	
LUSTRES ITALIAN LININGS	84136	170265	158950	350207	
WOOL FAB 12 INS WIDE OR LESS	150	465	170	556	
100 U KINGDOM	526	1816	769	2945	3291
327 FRANCE	30	168	30	168	
376 SWITZRLND	22	161	78	406	
400 U STATES	728	2610	1047	4075	
WOOL FABRICS CUT PILE PLUSH	1849	4244	2728	6256	
100 U KINGDOM	934	4337	949	4402	3292
400 U STATES	2783	8581	3677	10658	
BILLIARD CLOTH OF WOOL FABRIC	2283	8544	5175	18576	
100 U KINGDOM	2283	8544	5175	18576	3293
MELTON CLOTH FOR TENNIS BALLS	997	2150	997	2150	
100 U KINGDOM	997	2150	997	2150	3294
SLIPPER CLOTH FOR FOOTWEAR	997	2150	997	2150	
100 U KINGDOM	997	2150	997	2150	3295
FILTER PRESS CLOTH OF WOOL	997	2150	997	2150	
100 U KINGDOM	997	2150	997	2150	3296
CARPETS AXMINSTER IN ROLLS	102165	53260	221480	113343	
100 U KINGDOM	8867	3616	20189	8273	3301
306 BELGIUM	4959	2266	5927	2777	
327 FRANCE	7238	3362	8358	3860	
335 GERMANY W	1484	905	2024	1683	
400 U STATES	124713	63409	257978	129936	
CARPETS AXMINSTER SQUARES	40107	19078	88260	42225	
100 U KINGDOM	1296	459	1296	459	3302
306 BELGIUM	15036	7605	18650	10832	
400 U STATES	56439	27142	108206	53516	
CARPET BRUSSELS WILTON IN ROLL	527095	290681	995164	530651	
100 U KINGDOM	1100482	489086	1790289	803561	3303
306 BELGIUM	6767	2837	19552	8119	
327 FRANCE	13270	7075	30788	15618	
335 GERMANY W	2978	738	2978	738	
344 ITALY			675	163	
347 JAPAN			191	137	
375 SWEDEN	17306	9671	62991	29552	
400 U STATES	1667898	800088	2902628	1388539	
CARPET BRUSSELS WILTON SQUARES	88879	39503	139037	65449	
100 U KINGDOM	324	175	17282	8763	3304
306 BELGIUM	1709	1021	1802	1100	
318 DENMARK	368	385	368	385	
335 GERMANY W	6655	5295	9408	7245	
375 SWEDEN	97935	46379	167985	83008	
400 U STATES	2025	362	2025	362	
CARPETS INGRAIN IN ROLLS	1809	795	6619	3418	
100 U KINGDOM	3834	1157	8644	3780	3305
306 BELGIUM	18115	5426	18637	5634	
CARPETS INGRAIN SQUARES	11177	2306	14927	3279	
100 U KINGDOM	3442	2285	3442	2285	3306
215 INDIA			19962	5201	
306 BELGIUM					
347 JAPAN					

IMPORTS INTO CANADA FOR CONSUMPTION

Articles and Countries from which Imported	MONTH OF FEBRUARY 1957		TWO MONTHS ENDED FEBRUARY 1957		Class Number
	Quantities	Values (\$)	Quantities	Values (\$)	
400 U STATES	537	456	1401	997	
CARPETS ORIENTAL	33271	10473	58369	17396	3307
100 U KINGDOM	778	473	1031	780	
215 INDIA	57536	53725	144541	135019	
216 PAK)STAN	200	125	200	125	
231 HONG KONG			211	734	
313 CHINA	221	657	221	657	
342 IRAN	4401	5972	4401	5972	
352 MEXICO	939	1055	939	1055	
353 MOROCCO			387	680	
391 LEBANON	460	724	622	964	
400 U STATES	2994	3142	5573	4455	
CARPETS TAPESTRY IN ROLLS	67529	65873	158126	150441	3308
306 BELGIUM	9092	3591	10780	4557	
317 CZECHO S	4842	576	4842	576	
327 FRANCE	43733	16707	100423	38923	
335 GERMANY W	30060	19842	36146	23748	
CARPETS TAPESTRY SQUARES	87727	40716	152191	67804	3309
MATS HEARTH RUGS AND RUNNERS					3310
100 U KINGDOM	1515	640	5730	2216	
215 INDIA	5687	840	5687	840	
400 U STATES	2504	884	2721	1068	
GLOVES MITTS AND MITTENS WOOL	9706	2364	14138	4124	3320
100 U KINGDOM	31	268	50	552	
231 HONG KONG	1021	2576	5661	14324	
344 ITALY	358	1084	1548	5818	
347 JAPAN	9725	23304	10820	27207	
359 NORWAY	10	64	10	64	
400 U STATES	39	246	39	246	
SHAWLS WOOL KNITTED OR WOVEN	11184	27542	18128	48211	3321
100 U KINGDOM	3465	9346	4179	11931	
305 AUSTRIA			5	57	
306 BELGIUM	33	159	427	944	
317 CZECHO S	32	120	32	120	
400 U STATES	11	197	11	197	
SOCKS AND STOCKINGS WOOL	3541	9822	4654	13249	3322
100 U KINGDOM	18501	102723	33273	185372	
344 ITALY	13	82	13	82	
354 NETHRLNDS			10	119	
359 NORWAY	46	474	46	474	
400 U STATES	50	245	110	618	
UNDERWEAR WOOL KNITTED	18610	103524	33452	186665	3323
100 U KINGDOM	749	1750	1815	6385	
400 U STATES			12	68	
CLTHG WVN WOOL WOMENS CHLDRNS	749	1750	1827	6453	3324
100 U KINGDOM	10769	103937	18410	180059	
215 INDIA	22	404	22	404	
305 AUSTRIA	140	2219	184	2656	
306 BELGIUM	77	675	637	1976	
317 CZECHO S	439	1877	1604	7743	
318 DENMARK			14	422	
327 FRANCE	526	13827	864	21462	
335 GERMANY W	136	649	208	1013	
336 GREECE			13	100	
344 ITALY	314	2783	432	3471	
347 JAPAN	52	215	52	215	
354 NETHRLNOS	1089	9005	1089	9005	
365 POLAND	261	609	1242	2459	
375 SWEDEN	110	2323	282	6635	
376 SWITZRLND	1428	14590	2286	24299	
389 IRELAND	104	1077	104	1077	
400 U STATES	4323	53006	8075	101338	
CLOTHING NOP WOVEN WOOL FABRIC	19790	207196	35518	364334	3325
100 U KINGDOM	1297	10535	2891	22153	
234 AUSTRALIA	60	601	60	601	
304 ARGENTINA	481	1529	481	1529	
305 AUSTRIA	12	74	12	74	
306 BELGIUM	316	1033	796	2955	
327 FRANCE			903	6672	
335 GERMANY W	813	4489	1600	8176	
344 ITALY			28	89	
375 SWEDEN			14	230	
376 SWITZRLND			51	400	
400 U STATES	396	3076	634	4628	
CLTHG WVN WOOL OUTER MENS BOYS	3375	21337	7470	47507	3326
100 U KINGDOM	13640	104513	19248	151754	
335 GERMANY W	113	2060	262	3232	
347 JAPAN	1090	536	1090	536	
360 ISRAEL			268	853	
375 SWEDEN			11	162	
400 U STATES	313	2806	7740	16200	
	15156	109915	28619	172737	

IMPORTS INTO CANADA FOR CONSUMPTION

Articles and Countries from which Imported	MONTH OF FEBRUARY 1957		TWO MONTHS ENDED FEBRUARY 1957		Class Number
	Quantities	Values (\$)	Quantities	Values (\$)	
CLTHG NOP WOOL KNIT INFTS CHLD	LB				3327
100 U KINGDOM	5770	26159	8471	38045	
306 BELGIUM	27	244	63	440	
335 GERMANY W	290	1346	447	2019	
344 ITALY			44	286	
347 JAPAN	416	944	1425	2499	
376 SWITZRLND	32	252	32	252	
400 U STATES	380	1875	593	2735	
	6915	30820	11075	46276	
CLTHG NOP WOOL KNIT WOMNS GRLS	LB				3328
100 U KINGDOM	39967	275289	66096	488432	
231 HONG KONG	4	55	4	55	
305 AUSTRIA	3999	50974	6713	80359	
306 BELGIUM			20	129	
318 DENMARK	6	96	6	96	
327 FRANCE	102	1443	222	2649	
335 GERMANY W	46	337	232	1790	
344 ITALY	973	11608	2458	25552	
347 JAPAN	2349	14021	2349	14021	
354 NETHRLNDS	100	308	135	461	
359 NORWAY			325	847	
375 SWEDEN	10	340	10	340	
376 SWITZRLND	160	1518	283	2752	
400 U STATES	3961	22725	5381	32065	
	51677	378714	84234	649548	
CLTHG NOP WOOL KNIT MENS BOYS	LB				3329
100 U KINGDOM	7170	31835	10785	60508	
305 AUSTRIA	6	136	48	487	
327 FRANCE			36	197	
335 GERMANY W			54	425	
344 ITALY	19	226	234	1644	
347 JAPAN	168	136	2576	6412	
354 NETHRLNDS			98	393	
359 NORWAY	26	59	26	59	
375 SWEDEN	18	179	18	179	
376 SWITZRLND	32	257	115	909	
389 IRELAND	390	2243	390	2243	
400 U STATES	243	1595	397	3318	
	8072	36666	14777	76774	
BELTING OF CAMELS HAIR	LB				3341
100 U KINGDOM	1247	2782	1247	2782	
	1247	2782	1247	2782	
BLANKETS N O P WOOL	LB				3342
100 U KINGDOM	40828	60747	65358	98353	
306 BELGIUM	1245	1249	1245	1249	
344 ITALY	67	306	67	306	
347 JAPAN			275	256	
354 NETHRLNDS			2339	2751	
400 U STATES	3348	4725	17574	21481	
	45488	67027	86858	124396	
FELT PRESSED	LB				3343
100 U KINGDOM	1989	3904	3310	6772	
335 GERMANY W	2170	3405	2571	3862	
400 U STATES	3782	5192	10762	18647	
	7941	12501	16643	29281	
RUGS RAILWAY STEAMER AND AUTO	LB				3344
100 U KINGDOM	1422	2586	2926	6059	
318 DENMARK			27	73	
344 ITALY	27982	15921	46899	26372	
400 U STATES	10	52	10	52	
	29414	18559	49862	32556	
WOOL MANUFACTURES N O P	LB				3345
100 U KINGDOM	1146	4777	2756	10528	
327 FRANCE			30	722	
335 GERMANY W	93	220	520	994	
344 ITALY	64	145	95	322	
354 NETHRLNDS	60	198	60	198	
400 U STATES	10532	23237	23703	51822	
	11895	28577	27164	64586	
YARN SYNTHETIC ACETATE SINGLES	LB				3360
100 U KINGDOM	8153	4598	8153	4598	
400 U STATES	353	325	1856	1845	
	8506	4923	10009	6443	
YARNS SYNTHETIC SINGLES N O P	LB				3361
100 U KINGDOM	1000	583	6233	4817	
335 GERMANY W	5970	5923	6970	7143	
400 U STATES	21871	14814	42749	31649	
	28841	21320	55952	43609	
YARNS THREADS SYNTHETIC N O P	LB				3362
100 U KINGDOM	6742	8365	15141	18585	
327 FRANCE	1970	3811	5804	9882	
335 GERMANY W	6094	6945	9530	10596	
354 NETHRLNDS			5159	4437	
376 SWITZRLND	440	343	1440	1161	
400 U STATES	167533	204450	351328	426858	
	182779	223914	388402	471519	
YARN SYNTHETIC FOR PILE FABRIC	LB				3363
YARNS SYNTHETIC ACETATE TWIST	LB				3364
100 U KINGDOM	307	841	397	922	
400 U STATES	22624	33627	48551	59571	
	22931	34468	48948	60493	
STAPLE FIBRES SYNTHETIC	LB				3365
100 U KINGDOM	52156	17482	207864	61043	
305 AUSTRIA			20036	4858	
327 FRANCE			123	267	

IMPORTS INTO CANADA FOR CONSUMPTION

Articles and Countries from which Imported	MONTH OF FEBRUARY 1957		TWO MONTHS ENDED FEBRUARY 1957		Class Number
	Quantities	Values (\$)	Quantities	Values (\$)	
335 GERMANY W	65061	22733	98110	35961	
344 ITALY	16448	5186	17433	5549	
376 SWITZRLND			1722	424	
400 U STATES	792352	712755	1682746	1563156	
	926017	758156	2028034	1671258	
TOPS OF SYNTHETIC FIBRES	LB				3366
100 U KINGDOM	39963	16935	45904	20342	
335 GERMANY W	22717	12997	57510	32115	
400 U STATES	31387	40970	58292	67853	
	94067	70902	161706	120310	
WASTE SHORT FIBRE SYNTHETIC	LB				3367
100 U KINGDOM	2234	1601	2234	1601	
327 FRANCE			100	84	
400 U STATES	150568	83647	272996	160212	
	152802	85248	275330	161897	
YARNS FROM POLYAMIDES NYLON	LB				3368
100 U KINGDOM	332	2156	574	3698	
335 GERMANY W	34	64	34	64	
400 U STATES	21616	62638	47739	140183	
	21982	64858	48347	143945	
YARN SYNTHETIC FOR TIRE FABRIC	LB				3369
316 CUBA	359631	181570	784906	396641	
400 U STATES	137976	77010	263298	147462	
	497607	258580	1048204	544103	
KNITTED FABRIC SYNTHETIC FIBRE	LB				3371
100 U KINGDOM	25912	25897	29358	29663	
327 FRANCE	12	52	12	52	
344 ITALY			194	97	
376 SWITZRLND			25	139	
400 U STATES	20594	59051	37350	105063	
	46518	85000	66939	135014	
FABRICS SYNTHETIC FIBRE N O P	LB				3372
100 U KINGDOM	42410	64635	92950	139514	
231 HONG KONG	10	89	238	332	
305 AUSTRIA			2167	2756	
306 BELGIUM	4955	6612	7892	10932	
317 CZECHO S	3700	7056	3700	7056	
327 FRANCE	5760	18492	11087	36943	
335 GERMANY W	33727	66141	72740	141637	
344 ITALY	21810	30620	44702	65867	
347 JAPAN	13031	13783	24537	29086	
354 NETHRLNDS	15870	22786	29195	42878	
372 SPAIN	1087	2732	1087	2732	
375 SWEDEN	25	288	756	2199	
376 SWITZRLND	1538	6248	2689	12026	
400 U STATES	721646	1708113	1521001	3569141	
	865569	1947595	1814741	4063099	
RIBBONS OF SYNTHETIC FIBRES	LB				3373
100 U KINGDOM	580	2691	1386	5707	
306 BELGIUM			187	415	
317 CZECHO S	809	1631	1401	2437	
327 FRANCE	432	1058	3232	14293	
335 GERMANY W	16	134	44	630	
347 JAPAN	5298	6703	8831	10479	
376 SWITZRLND	2880	8668	4323	12543	
400 U STATES	35918	77542	75126	154493	
	45933	98427	94530	200997	
STOCKINGS NYLON WOMENS	DZ PR				3376
100 U KINGDOM	37488	179922	73301	361262	
327 FRANCE	108	1191	208	2203	
335 GERMANY W	112	709	181	1178	
344 ITALY	1812	7748	4067	17832	
400 U STATES	13577	85391	28757	179517	
	53097	274961	106514	561992	
STOCKINGS SYNTHETIC MENS BOYS	DZ PR				3378
100 U KINGDOM	949	7052	1936	12430	
327 FRANCE	12	104	170	1214	
344 ITALY	19	92	19	92	
400 U STATES	16624	67632	23652	93815	
	17604	74880	25777	107551	
STOCKINGS SYNTHETIC FIBRE NOP	DZ PR				3379
100 U KINGDOM	2948	5539	9655	19161	
335 GERMANY W	87	646	274	1652	
400 U STATES	9760	34925	15972	59957	
	12795	41110	25901	80770	
GLOVES OF SYNTHETIC FIBRES	OZ PR				3380
100 U KINGDOM	264	2003	286	2225	
231 HONG KONG	16913	49861	26888	84163	
232 MALTA	50	408	50	408	
305 AUSTRIA	18	107	18	107	
317 CZECHO S	575	2081	575	2081	
335 GERMANY W	6625	30455	10320	45593	
344 ITALY	106	844	631	2571	
347 JAPAN	34042	97703	55624	164456	
400 U STATES	1315	17405	2356	32193	
	59908	200867	96748	333797	
CLOTHING NOP WOVEN SYNTH FIBRE	OZ				3383
100 U KINGDOM	14784	9571	26848	16976	
215 INDIA	16	58	32	161	
231 HONG KONG	2720	266	8400	988	
305 AUSTRIA	148	154	148	154	
306 BELGIUM	80	117	80	117	
327 FRANCE	6427	4909	12077	8198	
335 GERMANY W	5614	1031	28879	5155	
344 ITALY	26820	15189	40565	27594	
347 JAPAN	651444	55068	1182637	94088	

IMPORTS INTO CANADA FOR CONSUMPTION

Articles and Countries from which Imported		MONTH OF FEBRUARY 1957		TWO MONTHS ENDED FEBRUARY 1957		Class Number
		Quantities	Values (\$)	Quantities	Values (\$)	
360	ISRAEL	9840	1640	10512	1848	
375	SWEODEN			272	163	
376	SWITZRLND	3786	2818	4393	3744	
393	TAIWAN	1472	492	1472	492	
400	U STATES	497817	137482	893715	241372	
		1220968	226795	2210030	401050	
DRESSES WVN SYNT	WOMENS CHLONS	NO				3384
100	U KINGDOM	87	2667	134	4666	
231	HONG KONG			60	248	
306	BELGIUM	32	501	32	501	
327	FRANCE	18	1925	67	3781	
335	GERMANY W			5	55	
336	GREECE	9	236	14	545	
376	SWITZRLND	62	2787	113	4827	
400	U STATES	19810	133976	39887	267686	
		20018	142092	40312	282309	
UNDERWEAR KNITTED	SYNTHETIC	LB				3385
100	U KINGDOM	7619	22639	10307	29985	
231	HONG KONG	103	109	103	109	
335	GERMANY W			210	231	
347	JAPAN			1125	1175	
400	U STATES	4179	12404	6908	22272	
		11901	35152	18653	53772	
CLTHG SYNT FIB KNIT	INFETS CHLD	LB				3386
100	U KINGDOM	2546	8267	2558	8355	
335	GERMANY W			41	186	
400	U STATES	1255	6812	2399	9836	
		3801	15079	4998	18377	
CLTHG SYNT FIB KNIT	WOMNS GRLS	LB				3387
100	U KINGDOM	387	4321	403	4565	
327	FRANCE	34	524	34	524	
376	SWITZRLND	5	82	17	514	
400	U STATES	11222	52006	16523	77398	
		11648	56933	16977	83001	
CLTHG SYNTH FIB KNIT	MENS BOYS	LB				3388
100	U KINGDOM	416	925	448	1259	
231	HONG KONG			115	145	
327	FRANCE			10	120	
347	JAPAN	1240	1291	1780	1744	
400	U STATES	1540	5003	3830	12475	
		3196	7219	6183	15743	
CURTAINS OF SYNTHETIC	FIBRE	OZ				3390
100	U KINGDOM	4196	618	6884	942	
400	U STATES	540913	92581	1196760	210298	
		545109	93199	1203644	211240	
HANDKERCHIEFS SYNTHETIC	FIBRE	OZ				3391
347	JAPAN	27612	1365	33212	1649	
376	SWITZRLND			2560	2090	
400	U STATES	84	50	84	50	
		27696	1415	35856	3789	
SYNTHETIC FIBRE MANUFACTRS	NOP	OZ				3392
100	U KINGDOM	379209	29141	702634	55019	
231	HONG KONG	500	118	500	118	
306	BELGIUM	2496	236	2496	236	
317	CZECHO S			7296	876	
327	FRANCE	28766	6705	29787	7452	
335	GERMANY W	6051	1680	6851	2394	
344	ITALY	273230	10741	379398	17051	
347	JAPAN	598300	30525	842865	51366	
354	NETHRLNDS	4305	796	15617	1903	
375	SWEDEN	728	464	3955	2492	
376	SWITZRLNO	3458	1157	6178	2352	
400	U STATES	2193119	276540	490181	550132	
		3490162	358103	6897758	691391	
SYNTH FIBRE FOR	ELEC APPARATUS	OZ				3393
100	U KINGDOM	5088	656	5728	792	
400	U STATES	44016	10898	107876	23928	
		49104	11554	113604	24720	
HAIR CLOTH						3401
100	U KINGDOM		7150		11639	
400	U STATES		712		1263	
			7862		12902	
KAPOK		CWT				3411
321	ECUADOR			5	165	
355	INDONESIA	278	9031	843	28170	
400	U STATES	61	2560	81	3342	
		339	11591	929	31677	
MANILA FIBRE		CWT				3412
337	GUATEMALA	900	18877	2250	45229	
361	PANAMA	900	19833	900	19833	
364	PHIL	2537	39999	5007	84643	
400	U STATES	3421	72584	4442	93201	
		7758	151293	12599	242906	
SISAL ISTLE TAMPICO	FIBRE	CWT				3413
100	U KINGDOM			2243	19434	
203	8 E AFR	1904	15286	1904	15286	
306	BELGIUM	22	1077	22	1077	
309	BRAZIL	21789	162092	64214	483724	
338	HAITI	4717	38735	8182	65476	
352	MEXICO	5076	38286	11103	83155	
400	U STATES	18221	161582	35508	307782	
		51729	417058	123176	975934	
VEGETABLE FIBRE	N O P	CWT				3414
100	U KINGDOM	12	58	12	58	
215	INDIA			67	565	
333	MADAGASCR			17	412	

IMPORTS INTO CANADA FOR CONSUMPTION

Articles and Countries from which Imported		MONTH OF FEBRUARY 1957		TWO MONTHS ENDED FEBRUARY 1957		Class Number
		Quantities	Values (\$)	Quantities	Values (\$)	
	352 MEXICO	363	2703	363	2703	
	400 U STATES	614	4120	733	6263	
BALER TWINE		989	6881	1192	10001	3420
	354 NETHRLNDS	CWT 5	61	5	61	
		5	61	5	61	
GRASSES SEAWEED	MOSSES BAGASSE					3421
	100 U KINGDOM		269		1442	
	231 HONG KONG		629		746	
	344 ITALY		1056		1056	
	347 JAPAN		441		1656	
	354 NETHRLNDS		600		600	
	359 NORWAY		1409		1409	
	400 U STATES		9707		16309	
			14111		23218	
BINDER TWINE		CWT				3422
COIR AND COIR YARN		CWT				3423
	215 INDIA	588	6429	2218	21000	
	217 CEYLON	72	1014	72	1014	
		660	7443	2290	22014	
MATS RUGS N O P OF CO	COCA FIBRE	SQ YD				3424
	215 INDIA	7109	2763	9705	4211	
	335 GERMANY W	257	405	257	405	
	354 NETHRLNDS	183	201	545	312	
	400 U STATES	11	96	73	185	
		7560	3465	10580	5113	
STRAW OR PAPER CARPETING RUGS						3425
	231 HONG KONG				399	
	347 JAPAN		13402		13402	
	400 U STATES		2015		5270	
			15417		19071	
VEGETABLE FIBRES FOR BRUSHES		CWT				3428
	100 U KINGDOM	132	2760	185	4411	
	215 INDIA	35	496	600	2956	
	304 ARGENTINA			10	2082	
	306 BELGIUM	137	2687	257	5854	
	352 MEXICO	438	21764	494	28382	
	400 U STATES	183	14919	371	24750	
		925	42626	1917	68435	
MATS CUT PILE OF	COCA FIBRE	SQ FT				3429
	215 INDIA	44111	7281	73121	11611	
	354 NETHRLNDS			540	230	
		44111	7281	73661	11841	
WASTE FOR FURTHER PREPARATION		CWT				3451
	100 U KINGDOM	1615	41203	2565	75924	
	215 INDIA	824	7983	1619	11461	
	216 PAKISTAN	323	2582	814	7593	
	234 AUSTRALIA	13	512	32	1303	
	304 ARGENTINA	726	6383	726	6383	
	309 BRAZIL			661	4711	
	344 ITALY			1102	8201	
	354 NETHRLNDS	352	3162	922	8955	
	375 SWEDEN			45	737	
	383 HAWAII	350	504	898	984	
	400 U STATES	36251	334080	67225	645483	
		40454	396409	76609	771735	
WASTE FOR WIPING RAGS N O P		CWT				3452
	100 U KINGDOM	1622	61434	3351	96322	
	234 AUSTRALIA	6	405	6	405	
	327 FRANCE			145	10014	
	344 ITALY			204	3353	
	375 SWEDEN			299	8300	
	400 U STATES	41946	300904	79215	614288	
		43574	362743	83220	732682	
WASTE GARNETTED READY FOR USE		LB				3453
	100 U KINGDOM	9792	1940	10282	2695	
	327 FRANCE	4495	6691	4495	6691	
	400 U STATES	159796	27978	297726	39335	
		174083	36609	312503	46721	
BATTS BATTING WADDING N O P		LB				3454
	100 U KINGDOM	112	58	112	58	
	400 U STATES	4698	2901	7634	3903	
		4810	2959	7746	3961	
FISH NETS NETTINGS COMMERCIAL		LB				3460
	100 U KINGDOM	54201	70226	103329	128182	
	318 DENMARK	433	946	433	946	
	347 JAPAN	48769	69201	106612	126163	
	354 NETHRLNDS			6869	4054	
	359 NORWAY	224	200	224	200	
	400 U STATES	7353	12524	14928	25411	
		110980	153097	232395	284956	
FISHING LINES COMMERCIAL		LB				3461
	100 U KINGDOM	43825	35181	89685	69471	
	335 GERMANY W	748	2282	10210	5551	
	347 JAPAN	100	219	2100	3533	
	354 NETHRLNDS			3900	2103	
	359 NORWAY	3304	2226	3304	2226	
	400 U STATES	22479	25503	45666	61901	
		70456	65411	154865	144785	
CORDAGE MANILA OVER 1 IN CIRC		LB				3463
	100 U KINGDOM	147343	34901	227845	54951	
	318 DENMARK	4299	1199	12738	3165	
	335 GERMANY W	327	189	327	189	
	352 MEXICO	21620	3333	21620	3333	

IMPORTS INTO CANADA FOR CONSUMPTION

Articles and Countries from which Imported	MONTH OF FEBRUARY 1957		TWO MONTHS ENDED FEBRUARY 1957		Class Number
	Quantities	Values (\$)	Quantities	Values (\$)	
400 U STATES	484	341	801	548	
CORDAGE COMMERCIAL FISH NET	174073	39963	263331	62186	3464
100 U KINGDOM	193463	47844	341625	85334	
306 BELGIUM			17554	3645	
318 DENMARK	14942	4274	22166	5720	
347 JAPAN			3605	6142	
352 MEXICO	54184	8355	54184	8355	
354 NETHRLNDS	64990	12519	127064	24551	
400 U STATES	2423	6772	2423	6772	
CORDAGE OVER 1 INCH NOP	330002	79764	568621	140519	3465
100 U KINGDOM	51770	13029	99486	23416	
400 U STATES	10554	3527	19007	8342	
COTTON FABRIC RUBBERIZED	62324	16556	118493	31758	3472
100 U KINGDOM			1230	838	
400 U STATES	26331	21369	53854	41523	
COTTON WINDOW SHADE CLOTH	26331	21369	55084	42361	3473
400 U STATES	2983	4887	5020	7017	
COTTON FABRICS COATED N O P	2983	4887	5020	7017	3474
100 U KINGDOM	27593	35091	96452	77463	
306 BELGIUM	10	76	10	76	
335 GERMANY W	698	866	1130	1364	
347 JAPAN	611	132	821	191	
354 NETHRLNDS	52	76	52	76	
400 U STATES	395928	381097	785871	761391	
ARTISTS CANVAS COATED PREPARED	424892	417338	884336	840561	3475
100 U KINGDOM				534	
306 BELGIUM				479	
400 U STATES		1143		3749	
CANVAS FLAX FOR TENTS AWNINGS		1143		4762	3476
100 U KINGDOM	7524	5064	14296	9720	
FABRICS JUTE COATED	7524	5064	14296	9720	3478
100 U KINGDOM	1640	649	1640	649	
400 U STATES	13479	3098	18897	4863	
FABRICS VEG FIBRE COATED	15119	3747	20537	5512	3479
100 U KINGDOM	59598	18467	75038	24439	
327 FRANCE			273	170	
335 GERMANY W	1166	625	1166	625	
347 JAPAN	16680	2837	96989	17181	
400 U STATES	18884	23157	48706	47136	
FABRICS FDR BRATTICE CLOTH	96328	45086	222172	89551	3480
100 U KINGDOM	2687	667	21521	4236	
400 U STATES	506	146	1006	459	
FABRICS SILK COATED	3193	813	22527	4695	3481
400 U STATES	300	1347	1478	7255	
FABRICS WOOL COATED	300	1347	1478	7255	3483
100 U KINGDOM	904	920	4689	2594	
305 AUSTRIA			159	426	
335 GERMANY W	2562	2789	4603	4851	
400 U STATES	6219	5169	7051	6289	
FABRICS SYNTHETIC FIBRE COATED	9685	8878	16502	14160	3484
306 BELGIUM	28744	28198	128236	124252	
327 FRANCE	2578	4732	8269	15768	
400 U STATES	177656	261618	409634	578828	
OILCLOTH FLOOR LINOLEUM	208978	294548	546139	718848	3485
100 U KINGDOM	1861281	234425	3955598	498793	
400 U STATES	594501	108074	1282081	231142	
OILCLOTH CARRIAGE SHELF TABLE	2455782	342499	5237679	729935	3486
100 U KINGDOM	8957	5755	16039	10849	
335 GERMANY W			150	108	
400 U STATES	38235	26303	82532	57886	
TYPEWRITER RIBBONS	47192	32058	98721	68843	3487
100 U KINGDOM	108	359	1950	4103	
400 U STATES	410	4017	1091	10101	
FABRICS COTTON TO COVER RUBBER	518	4376	3041	14204	3488
100 U KINGDOM	1537	1921	10538	12730	
400 U STATES	1537	1921	156	217	
CORO TIRE FABRICS SYNTH FIBRE	1537	1921	10694	12947	3489
400 U STATES	34544	52548	94382	146953	
LACE EMBROIDERIES BOBBINET NOP	34544	52548	94382	146953	3501
100 U KINGDOM	3228	16093	4809	26970	
215 INDIA	12	60	16	218	
231 HONG KONG	124	841	267	1158	
305 AUSTRIA	114	604	359	1774	
306 BELGIUM	2	74	256	1712	
327 FRANCE	4564	50611	8779	93513	
335 GERMANY W	396	1632	449	1901	
344 ITALY	15	1125	15	1125	

IMPORTS INTO CANADA FOR CONSUMPTION

Articles and Countries from which Imported	MONTH OF FEBRUARY 1957		TWO MONTHS ENDED FEBRUARY 1957		Class Number
	Quantities	Values (\$)	Quantities	Values (\$)	
347 JAPAN			1117	3869	
376 SWITZRLND	300	3301	610	6417	
400 U STATES	24473	141204	53098	288085	
	33228	215545	69775	426742	
CORSETS GIRDLES BRASSIERES					3510
100 U KINGDOM				187	
335 GERMANY W		101		101	
347 JAPAN		7862		20630	
400 U STATES		101468		164210	
		109431		185128	
BRACES OR SUSPENDERS AND PARTS					3511
100 U KINGDOM		471		1207	
327 FRANCE		89		89	
335 GERMANY W		4750		6742	
400 U STATES		6338		13248	
		13648		21286	
CHURCH VESTMENTS ANY MATERIAL					3512
100 U KINGDOM		1246		1893	
306 BELGIUM		480		695	
327 FRANCE		7522		18264	
335 GERMANY W		262		262	
400 U STATES		4909		10590	
		14419		31704	
GARMENTS KNITTED N O P	LB				3514
100 U KINGDOM	179	1176	179	1176	
344 ITALY	8	97	12	283	
347 JAPAN	640	687	640	687	
400 U STATES	191	747	280	1192	
	1018	2707	1111	3338	
GLOVES MITTS AND MITTENS N O P	DZ PR				3515
100 U KINGDOM	335	4020	506	5403	
344 ITALY	104	574	104	574	
347 JAPAN	3	83	3	83	
400 U STATES	738	6367	1527	14791	
	1180	11044	2140	20851	
BERETS OF WOOL KNITTED FULLED	DOZ				3516
100 U KINGDOM	1764	9232	3286	13926	
327 FRANCE	12	101	122	670	
	1776	9333	3408	14596	
CAPS BONNETS BERETS N O P	DOZ				3517
100 U KINGDOM	1170	12423	2885	25221	
327 FRANCE	13	74	178	565	
335 GERMANY W	32	702	32	702	
344 ITALY	11	75	599	1931	
347 JAPAN	27882	30824	58357	59522	
359 NORWAY			8	59	
376 SWITZRLND	5	72	16	191	
400 U STATES	7088	49737	16731	122675	
	36201	93907	78806	210866	
HATS OF FUR FELT MENS	DOZ				3518
100 U KINGDOM	351	16624	371	17470	
305 AUSTRIA	4	168	4	168	
344 ITALY	18	1412	34	2595	
400 U STATES			9	767	
	373	18204	418	21000	
HATS OF WOOL FELT	DOZ				3519
100 U KINGDOM	14	190	21	308	
400 U STATES	103	2992	164	4562	
	117	3182	185	4870	
HATS OF FUR FELT WOMENS	DOZ				3520
100 U KINGDOM	3	86	6	245	
327 FRANCE	25	890	41	1506	
344 ITALY	10	911	10	911	
400 U STATES	12	725	84	3497	
	50	2612	141	6159	
HATS N O P	DOZ				3521
100 U KINGDOM	1003	6548	1033	8236	
231 HONG KONG	108	495	108	495	
327 FRANCE	139	9457	177	11979	
335 GERMANY W	8	455	39	1063	
344 ITALY	335	5463	386	6331	
359 NORWAY	42	403	42	403	
376 SWITZRLND	87	2500	108	3616	
390 GERMANY E			53	522	
400 U STATES	7641	170453	13195	281983	
	9363	195774	15141	314628	
FIREMENS AND OTHER HELMETS					3522
100 U KINGDOM		389		502	
400 U STATES		60780		149338	
		61169		149840	
KNITTED GOODS N O P	LB				3524
100 U KINGDOM	415	2787	1070	4616	
335 GERMANY W			615	813	
344 ITALY			15	69	
400 U STATES	19143	35904	39227	67774	
	19558	38691	40927	73272	
CHEMILLE YARNS AND CORDS	LB				3548
400 U STATES	106	146	106	146	
	106	146	106	146	
USED BAGS OF VEGETABLE FIBRE					3550
400 U STATES		6503		10173	
		6503		10173	
BELTING N O P	LB				3551
100 U KINGDOM	3663	5244	4923	7381	
335 GERMANY W	53	305	181	883	
400 U STATES	6537	10329	12852	20420	
	10253	15878	17956	28684	

IMPORTS INTO CANADA FOR CONSUMPTION

Articles and Countries from which Imported	MONTH OF FEBRUARY 1957		TWO MONTHS ENDED FEBRUARY 1957		Class Number
	Quantities	Values (\$)	Quantities	Values (\$)	
BLANKETS FOR PRINTING PRESSES					3552
100 U KINGDOM		2973		5782	
335 GERMANY W				756	
384 P RICO		103		103	
400 U STATES		43882		88184	
		46258		94825	
BRAIDS CORDS FRINGES					3553
100 U KINGDOM		2481		4997	
327 FRANCE		427		812	
335 GERMANY W		1136		1283	
376 SWITZRLNO		195		3073	
400 U STATES		68049		136283	
		72288		146448	
CARPETS N O P					3554
100 U KINGDOM	SQ FT	5912	106601	17040	
215 INDIA		1800	1800	929	
306 BELGIUM		25649	72069	16117	
317 CZECHO S		1890	3780	868	
327 FRANCE		1107	1107	793	
335 GERMANY W			2129	831	
344 ITALY		3523	5164	1010	
347 JAPAN		51605	135676	20403	
354 NETHRLNDS		250	250	52	
365 POLAND			253	167	
400 U STATES		161290	274935	117051	
		286297	603764	175261	
CURTAINS N O P					3557
100 U KINGDOM				1322	
400 U STATES		5377		12576	
		5377		13898	
FELT ADHESIVE FOR VESSELS					3558
100 U KINGDOM		1716		1887	
		1716		1887	
HAT BRAIDS NOT OVER 6 INCHES					3559
344 ITALY		8165		14015	
376 SWITZRLND		83220		188417	
400 U STATES		11423		37793	
		102808		240225	
HAT SWEATS CAP PEAKS AND BANDS					3560
100 U KINGDOM		233		297	
306 BELGIUM		673		673	
400 U STATES		53084		89435	
		53990		90405	
HOODS AND SHAPES OF FUR FELT					3561
317 CZECHO S	DOZ	114	114	2710	
327 FRANCE		53	155	6346	
344 ITALY		13	49	1386	
400 U STATES		26	35	865	
		206	353	11307	
HOODS AND SHAPES OF WOOL FELT	DOZ				3562
		5373			
HOODS AND SHAPES KNITTED					3563
231 HONG KONG	DOZ	850	970	8127	
321 ECUADOR		8	123	1089	
327 FRANCE			61	3682	
344 ITALY		3243	6879	64358	
347 JAPAN		1962	3224	10784	
352 MEXICO		500	644	657	
376 SWITZRLND		104	319	5877	
393 TAIWAN		500	600	5678	
400 U STATES		5268	9358	103026	
		12435	22178	203278	
HOODS AND SHAPES N O P	DOZ				3564
100 U KINGDOM			6	92	
327 FRANCE		1	6	677	
344 ITALY		120	236	3235	
376 SWITZRLND		136	669	11837	
400 U STATES		660	1225	10117	
		917	2142	25958	
MATERIALS FOR HAT BRAIDS					3565
		10746			
SURGICAL DRESSINGS					3566
100 U KINGDOM		43493		70854	
335 GERMANY W		2975		2975	
375 SWEDEN		835		835	
400 U STATES		80421		180146	
		127724		254810	
ELASTIC WEBBING WOVEN FOR WFRS					3567
100 U KINGDOM	LB	1353	1770	2547	
335 GERMANY W		1828	2578	8055	
347 JAPAN		1405	1405	1067	
354 NETHRLNDS		43	338	809	
400 U STATES		7342	19366	38443	
		11971	25457	50921	
ELASTIC WEBBING WOVEN N O P					3568
100 U KINGDOM	LB	900	1670	3453	
335 GERMANY W		976	1381	3120	
344 ITALY		263	1580	2464	
347 JAPAN		7669	39665	25105	
354 NETHRLNDS		577	1112	1868	
400 U STATES		17115	37887	59748	
		27500	83295	95758	
WINDOW SHADES ON ROLLERS N O P					3569
400 U STATES		115		3247	
		115		3247	

IMPORTS INTO CANADA FOR CONSUMPTION

Articles and Countries from which Imported	MONTH OF FEBRUARY 1957		TWO MONTHS ENDED FEBRUARY 1957		Class Number
	Quantities	Values (\$)	Quantities	Values (\$)	
CORDED RIBBONS FOR MENS HATS 400 U STATES	LB 5168	24847	8966	43007	3570
	5168	24847	8966	43007	
MONELASTIC FABRICS FOR GARTERS 400 U STATES	LB 1216	3542	1876	5890	3571
	1216	3542	1876	5890	
FABRICS FOR CARD CLOTHING 400 U STATES	LB 403	748	673	1224	3572
	403	748	673	1224	
FIBRE OR TEXTILE PRODUCTS NOP 344 ITALY		160		267	3573
376 SWITZRLND		79		79	
400 U STATES		22386		45688	
		22625		46034	
BRAIDED CORD 1 IN CIRC OR LESS 400 U STATES	LB 7863	6137	14422	11200	3574
	7863	6137	14422	11200	
ELASTIC WEBBING BRAIDED 100 U KINGDOM	LB 144	200	854	1555	3576
335 GERMANY W	615	1685	615	1685	
344 ITALY	1280	2164	1938	3243	
347 JAPAN	2934	1965	8231	7313	
354 NETHRLNDS	237	493	577	1218	
360 ISRAEL	716	695	716	695	
400 U STATES	5313	16363	10106	28887	
	11239	23565	23037	44596	

IMPORTS INTO CANADA FOR CONSUMPTION

Articles and Countries from which Imported	MONTH OF FEBRUARY 1957		TWO MONTHS ENDED FEBRUARY 1957		Class Number
	Quantities	Values (\$)	Quantities	Values (\$)	
<u>GROUP 4</u>					
<u>WOOD WOOD PRODUCTS AND PAPER</u>					
CANE REED OR RATTAN					4002
215 INDIA		474		2552	
231 HONG KONG		196		730	
335 GERMANY W				279	
354 NETHRLNDS				90	
400 U STATES		1498		1498	
		2168		5149	
OSIERS WILLOWS AND BAMBOOS					4003
215 INDIA				373	
231 HONG KONG		81		81	
347 JAPAN		880		1182	
		961		1636	
CORKWOOD UNMANUFACTURED					4011
366 PORTUGAL				1147	
372 SPAIN		488		577	
400 U STATES				253	
		488		1977	
FENCE POSTS	NO				4021
400 U STATES		1825	1825	1386	
		1825	1825	1386	
HICKORY BILLETS					4022
400 U STATES				10576	
				10576	
POLES TELEGRAPH AND PILING	NO				4024
400 U STATES		7894	15469	654743	
		7894	15469	654743	
RAILWAY TIES	NO				4025
400 U STATES		5230	13355	56294	
		5230	13355	56294	
LOGS ROUND UNMANUFACTURED NOP	M FT				4026
400 U STATES		29042	55018	2708813	
		29042	55018	2708813	
HANDLE SHINGLE BOLTS FELLOES					4032
400 U STATES		2518		5961	
		2518		5961	
HUB LAST WAGON OAR GUN BLOCKS					4033
335 GERMANY W				274	
400 U STATES		56192		95157	
		56192		95431	
WOOD TEN PIN BLOCKS ROUGH					4034
TEAK AMARANTH TROPICAL WOODS					4041
100 U KINGDOM				345	
210 G COAST				11998	
217 CEYLON				320	
218 MALAYA				2660	
219 BEI OTHER		1528		1528	
221 B GUIANA		418		990	
234 AUSTRALIA		14365		14365	
309 BRAZIL		903		903	
318 DENMARK				736	
335 GERMANY W		78		78	
400 U STATES		18503		39628	
		35795		73551	
ASH WHITE	M FT				4042
400 U STATES		118	223	36102	
		118	223	36102	
CEDAR	M FT				4043
400 U STATES		109	205	31210	
		109	205	31210	
CHESTNUT	M FT				4044
400 U STATES		2	2	484	
		2	2	484	
FIR	M FT				4045
400 U STATES		3972	8426	720436	
		3972	8426	720436	
GUMWOOD	M FT				4046
400 U STATES		36	56	7196	
		36	56	7196	
HEMLOCK	M FT				4047
400 U STATES		151	659	55412	
		151	659	55412	
HICKORY	M FT				4048
400 U STATES			1	217	
			1	217	
MAHOGANY	M FT				4049
210 G COAST			14	5973	
222 B HOND	101	28777	119	35025	
309 BRAZIL			50	7301	
328 FR AFRICA			32	6375	
347 JAPAN	51	7787	123	20640	
364 PHIL			185	31938	
400 U STATES	112	27301	310	84210	
	264	63865	833	191462	
OAK	M FT				4050
400 U STATES		3631	6902	925807	
		3631	6902	925807	
PINE SOUTHERN YELLOW OR PITCH	M FT				4051
400 U STATES		133	379	59526	
		133	379	59526	

IMPORTS INTO CANADA FOR CONSUMPTION

Articles and Countries from which Imported	MONTH OF FEBRUARY 1957		TWO MONTHS ENDED FEBRUARY 1957		Class Number
	Quantities	Values (\$)	Quantities	Values (\$)	
PINE WHITE OR OTHER N O P	M FT				4052
309 BRAZIL			10	912	
400 U STATES	2107	188284	3659	319904	
	2107	188284	3669	320816	
POPLAR	M FT				4053
400 U STATES	217	28173	425	55987	
	217	28173	425	55987	
REDWOOD	M FT				4054
400 U STATES	43	10026	118	26262	
	43	10026	118	26262	
WALNUT	M FT				4055
400 U STATES	224	67237	399	115776	
	224	67237	399	115776	
LUMBER AND TIMBER HARDWOOD NOP	M FT				4056
400 U STATES	1756	174645	3522	349247	
	1756	174645	3522	349247	
LUMBER AND TIMBER N O P	M FT				4057
381 ALASKA			12	808	
400 U STATES	639	35174	780	51458	
	639	35174	792	52266	
HARDWOOD FLOORING	M FT				4058
400 U STATES	954	107231	2482	299845	
	954	107231	2482	299845	
PINE PONDEROSA AND SUGAR	M FT				4059
400 U STATES	1793	181870	3523	348856	
	1793	181870	3523	348856	
LATHS	M				4071
400 U STATES			14	209	
			14	209	
PICKETS PLAIN	M				4072
PLYWOOD GLUED OR CEMENTED					4073
100 U KINGDOM				613	
326 FINLAND		3431		3431	
327 FRANCE		12131		15455	
335 GERMANY W		12450		23368	
344 ITALY		4690		4690	
347 JAPAN		97251		234433	
354 NETHRLNDS				362	
360 ISRAEL		6385		19130	
365 POLAND				17204	
375 SWEDEN				84	
400 U STATES		11893		44329	
		148231		363099	
SHINGLES OF WOOD	RF SQ				4074
400 U STATES	1165	7271	3111	19478	
	1165	7271	3111	19478	
VENEERS OF ROSEWOOD ETC					4075
100 U KINGDOM				345	
347 JAPAN		3055		3055	
400 U STATES		23439		70522	
		26494		73922	
VENEERS OF WOOD N O P					4076
307 BEL CONGO		18205		27863	
344 ITALY		130		130	
400 U STATES		138761		229584	
		157096		257577	
VENEERS OF WOOD TAPED JOINTED					4077
400 U STATES		2783		6951	
		2783		6951	
VENEERS AUSTRALIAN BLACKWOOD					4078
400 U STATES		1528		6856	
		1528		6856	
PLYWOOD FACED WITH METAL					4079
335 GERMANY W		6191		6191	
400 U STATES		882		882	
		7073		7073	
BARK CRUDE FOR TANNERS USE	CWT				4081
FUELWOOD	CORD				4082
400 U STATES	80	665	95	775	
	80	665	95	775	
PULPWOOD	CORD				4083
400 U STATES	40234	693632	81247	1453554	
	40234	693632	81247	1453554	
SAWDUST AND WOOD FLOUR					4084
400 U STATES		13202		37677	
		13202		37677	
BARRELS EMPTY SLACK	NO				4090
BARRELS EMPTY TIGHT	NO				4091
400 U STATES	24087	78665	46588	166531	
	24087	78665	46588	166531	
STAVES OAK SAWN SPLIT OR CUT	M				4094
400 U STATES	430	134286	704	252597	
	430	134286	704	252597	
STAVES ROUGH SAWN N O P	M				4095
400 U STATES			15	1384	
			15	1384	
STAVES N O P	M				4097
100 U KINGDOM	14	439	23	702	
400 U STATES	102	3447	457	12979	
	116	3886	480	13681	

IMPORTS INTO CANADA FOR CONSUMPTION

Articles and Countries from which Imported	MONTH OF FEBRUARY 1957		TWO MONTHS ENDED FEBRUARY 1957		Class Number
	Quantities	Values (\$)	Quantities	Values (\$)	
WOODEN PAILS AND TUBS					4098
HOOPS HEADS AND LINERS OF WOOD					4099
100 U KINGDOM		332		846	
400 U STATES		22049		54746	
		22381		55592	
CORK SLABS BOARDS TILES N O P					4101
100 U KINGDOM		1110		3229	
318 DENMARK		12060		21202	
366 PORTUGAL		3814		3814	
372 SPAIN		45599		87456	
400 U STATES		1121		7901	
		63704		123602	
CORKS THREE FOURTHS IN OR LESS	L8				4102
346 PORTUGAL			152	212	
372 SPAIN			73	215	
400 U STATES			160	290	
			385	717	
CORKS OVER THREE FOURTHS INCH	L8				4103
346 PORTUGAL	27861	39213	39452	57802	
372 SPAIN	1324	5463	3316	10722	
400 U STATES	497	1171	812	1718	
	29682	45847	43580	70242	
CORK SLABS BOARDS FOR MFRS					4104
366 PORTUGAL		287		287	
372 SPAIN		46630		95050	
400 U STATES		77298		210312	
		124215		305649	
MANUFACTURES OF CORKWOOD N O P					4105
100 U KINGDOM		4133		11175	
305 AUSTRIA				86	
327 FRANCE		264		264	
366 PORTUGAL		4866		42138	
372 SPAIN		5061		15241	
375 SWEDEN				190	
400 U STATES		17914		32658	
		32238		101752	
BILLETS OF WOOD FOR SATS					4112
400 U STATES		8367		11400	
		8367		11400	
GUN STOCKS OF WALNUT ROUGH					4113
WOOD HANDLES FOR AGRIC IMPL					4114
400 U STATES		30717		77100	
		30717		77100	
HANDLES OF WOOD N O P					4118
100 U KINGDOM		1200		1200	
335 GERMANY W				429	
375 SWEDEN		320		320	
400 U STATES		30933		63441	
		32453		65390	
BRAFTS OR HEADS FOR GOLF CLUBS					4119
400 U STATES		10414		13650	
		10414		13650	
LABYS OF WOOD					4120
335 GERMANY W				264	
400 U STATES		5557		10317	
		5557		10581	
MEXICAN SADDLE TREES STIRRUPS					4121
400 U STATES		762		2795	
		762		2795	
SPOKES HICKORY OAK ROUGH					4122
400 U STATES				3901	
				3901	
WALKING STICKS AND CANES					4125
100 U KINGDOM		1626		2090	
327 FRANCE		444		444	
400 U STATES		224		702	
		2294		3236	
SULPHITE PULP BL DISSOLVING	CWT				4130
400 U STATES	7385	71369	16445	159044	
	7385	71369	16445	159044	
SODA PULP	CWT				4131
SULPHITE PULP UNBLEACHED	CWT				4132
400 U STATES	53498	312455	131108	771571	
	53498	312455	131108	771571	
SULPHITE PULP BLEACHED N O P	CWT				4133
400 U STATES	17137	115405	43143	288337	
	17137	115405	43143	288337	
SULPHATE OR KRAFT PULP	CWT				4134
400 U STATES	29482	188523	57390	370275	
	29482	188523	57390	370275	
WOOD PULP MECHANICAL	CWT				4135
PULP OF STRAW OR VEG FIBRE NOP	CWT				4136
400 U STATES	17984	204710	26040	275976	
	17984	204710	26040	275976	
SCORING SHUTTLES AND SPOOLS					4141
100 U KINGDOM				203	
376 SWITZRLND		1859		2413	
400 U STATES		27845		55830	
		29704		58446	
CASKETS COFFINS AND METAL PTS					4142
400 U STATES		41186		81925	
		41186		81925	

IMPORTS INTO CANADA FOR CONSUMPTION

Articles and Countries from which Imported	MONTH OF FEBRUARY 1957		TWO MONTHS ENDED FEBRUARY 1957		Class Number
	Quantities	Values (\$)	Quantities	Values (\$)	
CHARCOAL MADE FROM WOOD	TON				
400 U STATES	28	2422	340	28564	4143
	28	2422	340	28564	
CHURNS N O P WASHBOARDS					
100 U KINGDOM		93		184	4144
335 GERMANY W		381		381	
400 U STATES		1586		2893	
		2060		3460	
CLOTHES PINS AND PARTS	GROSS				
318 DENMARK	8125	2653	11125	3590	4145
400 U STATES	1725	1139	1725	1139	
	9850	3792	12850	4737	
CRUTCHES OR STAFFS					
400 U STATES		4417		5635	4146
		4417		5635	
CURTAIN STRETCHERS					
400 U STATES		2441		3726	4147
		2441		3726	
DOORS WOOD 6 FT X 2 FT OR OVER	NO				
100 U KINGDOM	6	379	15	1197	4148
335 GERMANY W			670	3129	
400 U STATES	1280	13552	2948	36788	
	1286	13931	3633	41114	
EXCELSIOR OR WOOD WOOL					
400 U STATES		754		1762	4149
		754		1762	
FIBRE AND MANUFACTURES N O P					
100 U KINGDOM		1655		2960	4150
335 GERMANY W		2605		2605	
375 SWEDEN				2034	
400 U STATES		90439		164693	
		94699		172292	
FURNITURE MAINLY OF WOOD					
100 U KINGDOM		19910		29148	4151
215 INDIA		832		832	
218 MALAYA				58	
231 HONG KONG		9366		24380	
236 NEW ZEAL				100	
306 BELGIUM		886		886	
317 CZECHO S				2758	
318 DENMARK		41177		77520	
327 FRANCE		2657		5283	
335 GERMANY W		4644		21443	
344 ITALY		3666		6858	
347 JAPAN		1646		13456	
352 MEXICO		1181		1181	
354 NETHRLNDS		1659		3303	
359 NORWAY		1707		3193	
365 POLAND				4275	
372 SPAIN		231		231	
375 SWEDEN		3149		4312	
376 SWITZRLND		157		229	
383 HAWAII		84		84	
388 YUGO SLAV		426		426	
392 SYRIA		73		73	
400 U STATES		504458		927477	
		597909		1127506	
MATCHES OF WOOD					
100 U KINGDOM				550	4152
344 ITALY		686		686	
365 POLAND		1233		1233	
375 SWEDEN				3180	
400 U STATES		15609		20981	
		17528		26630	
MOULINGS OF WOOD					
335 GERMANY W				128	4153
400 U STATES		827		5318	
		827		5446	
SKIS RACQUETS AND	FRAMES BATS				
100 U KINGDOM		9908		10869	4154
216 PAKISTAN		4240		8239	
234 AUSTRALIA				2272	
305 AUSTRIA		4444		6497	
306 BELGIUM		1035		1035	
317 CZECHO S				298	
318 DENMARK		60		60	
326 FINLAND				324	
327 FRANCE				3225	
335 GERMANY W		4201		13056	
344 ITALY		140		140	
347 JAPAN		161		562	
359 NORWAY		2492		2492	
375 SWEDEN		167		2193	
376 SWITZRLND		329		1274	
400 U STATES		14562		37295	
		41739		89831	
WINDOW SASH OF WOOD					
400 U STATES		3136		7131	4155
		3136		7131	
WOOD BOXES CRATES AND SHOOKS					
347 JAPAN				65	4156
390 GERMANY E		382		862	
400 U STATES		27088		53967	
		27470		54894	

IMPORTS INTO CANADA FOR CONSUMPTION

Articles and Countries from which Imported	MONTH OF FEBRUARY 1957		TWO MONTHS ENDED FEBRUARY 1957		Class Number
	Quantities	Values (\$)	Quantities	Values (\$)	
MANUFACTURES OF WOOD N O P					4157
100 U KINGDOM		8832		21780	
203 B E AFR		810		810	
215 INDIA		424		424	
225 TRINIDAO				74	
231 HONG KONG		277		1769	
234 AUSTRALIA		67		67	
305 AUSTRIA		223		336	
306 BELGIUM		520		520	
317 CZECHO S		1824		2409	
318 DENMARK				1341	
327 FRANCE		674		1149	
335 GERMANY W		34436		38294	
344 ITALY		1745		2799	
347 JAPAN		28117		51096	
352 MEXICO		894		1267	
354 NETHRLNDS				690	
359 NORWAY				102	
375 SWEDEN		11703		24914	
376 SWITZRLNO				456	
388 YUGO SLAV		108		285	
400 U STATES		228307		547348	
		318961		697930	
BOWLS TRAYS AND DISHES OF WOOD					4158
205 RHOD NYAS		158		158	
215 INDIA		176		176	
224 JAMAICA		102		102	
327 FRANCE		87		87	
335 GERMANY W		180		250	
344 ITALY		2358		2609	
347 JAPAN		10588		22483	
352 MEXICO				72	
375 SWEDEN		66		230	
400 U STATES		3002		7178	
		16717		33345	
PLAYING CARD STOCK	LB				4159
400 U STATES		41472		11889	
		41472		11889	
CONT BOARD FOR MOIST OILY FOOD	LB				4160
400 U STATES		1122085		104091	
		1122085		104091	
CARD STOCK BRISTOL BOARD N O P	LB				4161
400 U STATES		128233		30307	
		128233		30307	
CHIPBOARD NEWS BOARD	LB				4162
400 U STATES		460183		46523	
		460183		46523	
LEATHER BOARD LEATHEROID MFRS	LB				4163
100 U KINGDOM		7576		2909	
306 BELGIUM		9400		2492	
335 GERMANY W		14972		2945	
400 U STATES		28491		8047	
		60439		16393	
MILLBOARD AND BINDERS BOARD	LB				4164
400 U STATES		349856		27121	
		349856		27121	
PULPBOARD FOR MFR OF WALLBOARD	LB				4165
400 U STATES		3610498		187081	
		3610498		187081	
PULPBOARD TO WRAP ROLLS PAPER	LB				4166
400 U STATES		230492		13204	
		230492		13204	
STRAWBOARD N O P	LB				4167
354 NETHRLNDS		14000		411	
400 U STATES		847		79	
		14847		490	
PULP BOARD FOR CONTAINERS	LB				4168
384 P RICO				70236	
400 U STATES		3847225		255094	
		3847225		255094	
BUILDING AND INSULATING BOARD	LB				4169
100 U KINGDOM		15778		3399	
326 FINLAND		29403		1359	
352 MEXICO				27595	
375 SWEDEN		261131		12713	
400 U STATES		3688665		440186	
		3994977		457657	
PULPBOARD OTHER FIBREBOARD NOP	LB				4170
100 U KINGDOM		8622		2011	
400 U STATES		805477		122016	
		814099		124027	
ELECTRIC INSULATING PRESSBOARD	LB				4171
100 U KINGDOM				23764	
375 SWEDEN				13000	
400 U STATES		282805		62891	
		282805		62891	
FELTBOARD ROOF FELT NOT COATED	LB				4172
400 U STATES		921655		30247	
		921655		30247	
PRESSBOARD N O P	LB				4173
100 U KINGDOM		2077		578	
375 SWEDEN				11459	
400 U STATES		151342		36776	
		153419		37354	
SHOEBOARDS	LB				4174
100 U KINGDOM		2240		147	
				2240	
				147	

IMPORTS INTO CANADA FOR CONSUMPTION

Articles and Countries from which Imported	MONTH OF FEBRUARY 1957		TWO MONTHS ENDED FEBRUARY 1957		Class Number
	Quantities	Values (\$)	Quantities	Values (\$)	
306 BELGIUM			12545	2657	
400 U STATES	164033	29222	227120	53517	
PAPERBOARD FOR SHOEBOARDS	166273	29369	241905	56321	4175
100 U KINGDOM	LB		3660	842	
400 U STATES	58653	9119	77000	11924	
GYPNUM BOARD LATH ROCK LATH	58653	9119	80660	12766	4178
400 U STATES	LB		40560	746	
ENAMELLED PAPER	LB		40560	746	4178
400 U STATES	384	102	384	102	
CARBON PAPER	384	102	384	102	4178
100 U KINGDOM	LB		2969	2954	
305 AUSTRIA	2969	2954	9199	10226	
327 FRANCE	988	255	802	697	
400 U STATES	52397	35027	988	255	
ROTDGRAVURE PRINTING PAPER	56354	38236	109448	72604	4178
100 U KINGDOM	LB		120437	83782	
BOOK PAPER FOR PERIODICALS	LB				4180
400 U STATES	231389	18230	246557	20245	
BOOK PRINTING LITHO PAPER N O P	231389	18230	246557	20245	4181
100 U KINGDOM	LB				
400 U STATES	2493	835	11875	3052	
BOOK PRINTING PAPER COATED N O P	205186	46432	379367	84068	4181
100 U KINGDOM	207679	47267	391842	87120	
400 U STATES	LB				4182
COATED PAPERS FOR PERIODICALS	2202	401	2202	401	
400 U STATES	332330	86399	754328	211111	
COVER PAPERS NOT PASTED COATED	334532	86800	756530	211512	4184
100 U KINGDOM	LB				
400 U STATES	97913	13677	370895	50899	
COVER PAPERS PASTED COATED	97913	13677	370895	50899	4184
100 U KINGDOM	LB				
400 U STATES	6336	3925	10951	6482	
SURFACE COATED PAPER N O P	40971	12020	69339	20014	
100 U KINGDOM	47307	15945	80290	26496	
400 U STATES	LB				4185
WAXED PAPER IN PACKAGE FORM	968	421	10950	4930	
WAXED PAPER FOR WRAPPING N O P	26585	10805	58202	21017	
400 U STATES	27553	11226	69152	25943	4187
GREASEPROOF AND GLASSINE PAPER	LB				
400 U STATES	33988	16554	42132	21942	
TISSUE WRAPPING PAPER	100 U KINGDOM		600	773	
306 BELGIUM	375 SWEDEN		5624	791	
375 SWEDEN	376 SWITZRLND		7303	4795	
376 SWITZRLND	400 U STATES	253	572	791	
400 U STATES	135155	101623	365874	256742	
WAXED PAPER IN PACKAGE FORM	169396	118749	421533	285042	4189
400 U STATES	LB				
WAXED PAPER FOR WRAPPING N O P	LB				4190
400 U STATES	75510	18772	121568	34601	
GREASEPROOF AND GLASSINE PAPER	75510	18772	121568	34601	4194
400 U STATES	LB				
TISSUE WRAPPING PAPER	3276	1212	115286	31443	
375 SWEDEN	3276	1212	115286	31443	4194
400 U STATES	LB				
VEGETABLE PARCHMENT PAPER	11867	1524	11867	1524	
100 U KINGDOM	276660	32152	396266	49893	
400 U STATES	288527	33676	408133	51417	
WRAPPING PAPER KRAFT	LB				4195
400 U STATES	1461	595	4780	998	
WRAPPING PAPER OILED COATED	1461	595	11855	4042	
400 U STATES	408319	51059	16635	5040	
WRAPPING PAPER ALL KINDS N O P	408319	51059	583477	67027	4195
335 GERMANY W	408319	51059	583477	67027	
400 U STATES	LB				4197
DUPLEX BACKING PAPER	64342	10208	125615	26189	
400 U STATES	64342	10208	125615	26189	4197
IMITATION PARCHMENT WRAPPING	LB				
WRAPPER SHEETS AND HEADS	LB				4198
400 U STATES	550	80	352144	30171	
BOND AND LEDGER PAPERS UNCUT	550	80	352144	30171	4200
400 U STATES	LB				
ENVELOPES	196300	45900	437112	100805	4201
100 U KINGDOM	196300	45900	437112	100805	
359 NORWAY	M				4202
400 U STATES	32	136	111	495	
ONION SKIN AND MANIFOLD PAPER	100	149	100	149	
335 GERMANY W	3175	18856	5328	32727	
400 U STATES	3307	19141	5539	33441	
ONION SKIN AND MANIFOLD PAPER	LB				4203
335 GERMANY W	1889	850	2009	907	
400 U STATES	32637	23697	92194	58532	
	44826	24547	84203	59459	

IMPORTS INTO CANADA FOR CONSUMPTION

Articles and Countries from which Imported	MONTH OF FEBRUARY 1957		TWO MONTHS ENDED FEBRUARY 1957		Class Number
	Quantities	Values (\$)	Quantities	Values (\$)	
BOXED PAPER AND PAPETERIES	LB				4204
100 U KINGDOM	648	301	742	375	
335 GERMANY W			300	161	
400 U STATES	19307	9814	26710	17162	
	19955	10115	27752	17698	
HANO MAOE PAPER 40 C OR OVER	LB				4205
100 U KINGDOM	1192	744	1325	1028	
	1192	744	1325	1028	
WASTE PAPER	CWT				4209
400 U STATES	45880	73943	90613	149225	
	45880	73943	90613	149225	
ELECTRIC CABLE INSULATG PAPER	LB				4210
100 U KINGDOM			9436	1980	
400 U STATES	272307	128613	606659	280625	
	272307	128613	616095	282605	
PHOTOGRAPHERS PAPERS					4211
100 U KINGDOM		9092		19712	
306 BELGIUM		18108		79357	
335 GERMANY W		21753		54074	
347 JAPAN				84	
354 NETHRLNDS		337		4559	
376 SWITZRLND		531		531	
400 U STATES		217256		402472	
		267077		560789	
BLOTTING PAPER NOT PRINTED	LB				4212
100 U KINGDOM	2620	567	3527	874	
400 U STATES	52692	21651	98127	41606	
	55312	22218	101654	42480	
CIGARETTE PAPER UNGUMMED	LB				4213
327 FRANCE	31200	12686	31200	12686	
400 U STATES	261131	122797	539670	257221	
	292331	135483	570870	269907	
CIGARETTE PAPER GUMMED ROLLS	LB				4214
CIGARETTE PAPERS IN PACKETS	M				4215
327 FRANCE	200	2935	950	15819	
400 U STATES	501	5291	501	5291	
	701	8226	1451	21110	
CREPE PAPER DECORATIVE ROLLS	LB				4216
400 U STATES	4536	1978	10041	4675	
	4536	1978	10041	4675	
GUMMED PAPER	LB				4217
100 U KINGDOM	22210	5298	32892	9040	
335 GERMANY W	500	1062	500	1062	
400 U STATES	144552	66523	358986	182362	
	167262	72883	392378	172464	
HANGINGS OR WALL PAPER	LB				4218
100 U KINGDOM	8899	2223	17468	4192	
400 U STATES	26996	20845	72699	38210	
	35895	23068	90167	42402	
PAPER FOR SHOT SHELLS GUN WADS	LB				4219
400 U STATES	49405	11577	82785	20323	
	49405	11577	82785	20323	
PAPIERMACHE WARE N O P	LB				4220
100 U KINGDOM			3690	850	
400 U STATES	1532	1098	9160	3641	
	1532	1098	12850	4491	
PAPER DECALCOMANIA	LB				4222
100 U KINGDOM	5888	1827	15634	4875	
400 U STATES	35313	12902	44549	15689	
	41201	14729	60183	20564	
PAPER MATRIX FOR PRINTING	LB				4223
100 U KINGDOM			4066	336	
400 U STATES	96499	38926	205436	82728	
	96499	38926	209502	83064	
PAPER MATTING	LB				4224
347 JAPAN			1200	799	
400 U STATES	16456	7319	22549	9542	
	16456	7319	23749	10341	
PAPER PHOTO BARYTA COATEO	LB				4225
400 U STATES	227800	76955	447890	153194	
	227800	76955	447890	153194	
SHINGLES OF PAPER OR FELT	LB				4226
400 U STATES			7475	287	
			7475	287	
ROOFING SHEATHING PAPER PREPRO	LB				4227
400 U STATES	302936	23839	564032	41872	
	302936	23839	564032	41872	
TISSUE PAPER N O P	LB				4228
400 U STATES	64865	13385	109433	24176	
	64865	13385	109433	24176	
TOILET PAPER	LB				4229
100 U KINGDOM	2520	525	2520	525	
400 U STATES	101555	14622	297291	42510	
	104075	15147	299811	43035	
TOWELS AND NAPKINS PLAIN	LB				4230
400 U STATES	114571	22841	251301	43734	
	114571	22841	251301	43734	
WAXED STENCIL PAPER	LB				4231
100 U KINGDOM	27774	21346	40377	30798	
305 AUSTRIA			5740	2638	
318 DENMARK	3362	2736	3362	2736	
400 U STATES	5459	4656	19990	20025	
	36595	28738	69469	56197	

IMPORTS INTO CANADA FOR CONSUMPTION

Articles and Countries from which Imported	MONTH OF FEBRUARY 1957		TWO MONTHS ENDED FEBRUARY 1957		Class Number
	Quantities	Values (\$)	Quantities	Values (\$)	
ALL KINDS OF PAPER N O P	LB				4232
100 U KINGDOM	446	314	2874	1042	
306 BELGIUM			6980	685	
335 GERMANY W	2430	375	2470	477	
344 ITALY	292	150	292	150	
400 U STATES	786003	152168	1642139	392432	
	789171	153007	1654755	394786	
TISSUE PAPER FOR STENCILS	LB				4233
400 U STATES	220	173	220	173	
	220	173	220	173	
FACIAL TISSUES HANDKERCHIEFS	LB				4234
400 U STATES	368883	63838	907989	159222	
	368883	63838	907989	159222	
PAPER NAPKINS N O P	LB				4235
100 U KINGDOM	492	210	2359	957	
318 DENMARK	9599	4479	9599	4479	
335 GERMANY W			2659	1401	
400 U STATES	59492	17828	130923	34172	
	69583	22517	145540	41009	
CARBONIZING TISSUE PAPER	LB				4236
100 U KINGDOM	17850	12471	60038	40800	
327 FRANCE			3331	1006	
400 U STATES	181820	42487	324005	74452	
	199670	54958	387374	116258	
CABLE INSULATING PAPER N O P	LB				4237
400 U STATES	93161	26247	131620	36253	
	93161	26247	131620	36253	
CASH REGISTER PAPER	LB				4238
400 U STATES	37617	6192	52272	13109	
	37617	6192	52272	13109	
FILTER PAPER	LB				4239
100 U KINGDOM	2714	1278	3160	1439	
327 FRANCE	1730	472	1730	472	
400 U STATES	136815	110311	228844	195447	
	141259	112061	233734	197358	
TABULATING PAPER AND STOCK	LB				4240
400 U STATES	494213	51359	776671	81642	
	494213	51359	776671	81642	
BAGS AND SACKS OF PAPER	LB				4241
100 U KINGDOM	115	82	703	317	
347 JAPAN			388	70	
354 NETHRLNDS	355	282	10675	3540	
400 U STATES	547186	110167	990227	193707	
	547656	110531	1001993	197634	
PAPER PROTECTORS FOR PLANTS					4242
100 U KINGDOM		381		381	
400 U STATES		6525		14295	
		6906		14676	
CONTAINERS PAPERBOARD N O P	LB				4243
100 U KINGDOM	5504	1425	6817	2063	
306 BELGIUM	92	90	92	90	
327 FRANCE	1764	946	1764	946	
335 GERMANY W	3305	1269	3841	1554	
354 NETHRLNDS	120	70	120	70	
400 U STATES	850500	228148	1491207	414345	
	861285	231948	1503841	419068	
MILK BOTTLE CAPS OF PAPER					4244
PAPER TUBES AND CONES FOR YARN	LB				4245
100 U KINGDOM	1791	575	5295	2429	
335 GERMANY W	8024	7429	8024	7429	
400 U STATES	23823	8920	49283	29910	
	33638	16924	62602	39768	
PAPER PATTERNS BOOT AND SHOE					4246
400 U STATES		3700		8364	
		3700		8364	
POCKET SPUTUM CUPS AND REFILLS					4247
400 U STATES		539		539	
		539		539	
TWINE OR YARN OF PAPER	LB				4248
375 SWEDEN			29743	4562	
400 U STATES	55020	12075	167983	37522	
	55020	12075	197726	42084	
WINDOW BLINDS OF PAPER					4251
MANUFACTURES OF PAPER N O P					4252
100 U KINGDOM		8447		23992	
231 HONG KONG		209		551	
305 AUSTRIA				5659	
306 BELGIUM		80		80	
318 DENMARK		171		335	
327 FRANCE				1416	
335 GERMANY W		4786		8938	
344 ITALY		228		228	
347 JAPAN		1421		2326	
354 NETHRLNDS		93		174	
375 SWEDEN		999		1087	
376 SWITZRLND		445		2166	
378 JORDAN		176		176	
400 U STATES		495782		1046995	
		512837		1094123	
PAPER CORES	LB				4253
400 U STATES	326373	26731	696118	56262	
	326373	26731	696118	56262	
PAPER CUPS DISHES TABLEWARE					4254
100 U KINGDOM		76		76	

IMPORTS INTO CANADA FOR CONSUMPTION

67


Articles and Countries from which Imported	MONTH OF FEBRUARY 1957		TWO MONTHS ENDED FEBRUARY 1957		Class Number
	Quantities	Values (\$)	Quantities	Values (\$)	
400 U STATES		24822		47080	
PAPER DOILIES AND LACE PAPER		24898		47156	
100 U KINGDOM	LB				4255
335 GERMANY W	4338	2185	8531	4355	
400 U STATES	157	56	157	56	
	39861	20511	68394	34255	
	44356	22752	77082	39366	
PAPER NOVELTIES FLOWERS GAMES					4256
100 U KINGDOM		5373		5683	
231 HONG KONG		51		51	
305 AUSTRIA		88		88	
335 GERMANY W		1078		1078	
347 JAPAN		6067		32964	
352 MEXICO		457		457	
390 GERMANY E		4219		5576	
400 U STATES		17174		28616	
		34507		74513	
PAPER PATTERNS N O P					4257
100 U KINGDOM		59		59	
327 FRANCE		68		68	
400 U STATES		41264		77616	
		41391		77743	
SHIPPING CONTAINERS	LB				4258
100 U KINGDOM	434	59	434	59	
400 U STATES	927503	101600	1828352	204131	
	927937	101659	1828786	204190	
TRAYS FOR PACKAGING APPLES	LB				4259
400 U STATES	1746	232	1746	232	
	1746	232	1746	232	
PAPER MATCHES					4260
344 ITALY		732		958	
400 U STATES		12324		39753	
		13056		40711	
ARTISTS PROOF ETCHINGS					4261
400 U STATES		310		561	
		310		561	
ADMIRALTY CHARTS MANUSCRIPTS					4262
100 U KINGDOM		105		249	
227 BAHAMAS		200		200	
327 FRANCE				69	
400 U STATES		2423		10774	
		2728		11292	
BLUEPRINTS N O P AND HYDRO PLANS					4263
100 U KINGDOM		1025		7044	
234 AUSTRALIA				3891	
327 FRANCE		89		89	
335 GERMANY W				124	
347 JAPAN		150		150	
400 U STATES		320431		574397	
		321695		585695	
MUSIC FOR MECHANICAL PIANOS					4264
400 U STATES		536		948	
		536		948	
MUSIC PRINTED					4265
100 U KINGDOM		1411		3088	
327 FRANCE		567		1274	
376 SWITZRLND				147	
400 U STATES		25634		49516	
		27612		54025	
NEWSPAPER OR COMIC SECTIONS					4266
400 U STATES		66678		150575	
		66678		150575	
MAGAZINES NEWSPAPERS UNBOUND					4267
100 U KINGDOM		16166		35811	
231 HONG KONG		1300		2275	
306 BELGIUM		3856		8008	
327 FRANCE		37974		109354	
335 GERMANY W		393		2116	
344 ITALY		3959		8316	
347 JAPAN		216		1072	
354 NETHRLNDS		120		1535	
400 U STATES		2053536		4362818	
		2117520		4531305	
PHOTOGRAPHS NEWS ILLUSTRATION					4268
400 U STATES		1683		3538	
		1683		3538	
PHOTOGRAPHS CHROMOS N O P					4269
100 U KINGDOM		4864		12539	
327 FRANCE		1332		2308	
335 GERMANY W		248		596	
344 ITALY				59	
347 JAPAN		1752		5268	
352 MEXICO		68		68	
354 NETHRLNDS		191		242	
400 U STATES		277018		517386	
		285473		538466	
PHOTOGRAPHS FOR REPRODUCTION					4271
100 U KINGDOM				76	
327 FRANCE		100		100	
400 U STATES		13102		30887	
		13202		31063	
TRANSFERS DECALCOMANIA					4272
100 U KINGDOM		206		429	
400 U STATES		21847		44218	
		22053		44647	

IMPORTS INTO CANADA FOR CONSUMPTION

Articles and Countries from which Imported	MONTH OF FEBRUARY 1957		TWO MONTHS ENDED FEBRUARY 1957		Class Number
	Quantities	Values (\$)	Quantities	Values (\$)	
PAPER FOR DUPLICATING MACHINES	LB				4290
400 U STATES	69261	43936	185622	81606	
	69261	43936	185622	81606	
ADVERTISING AND PRINTED MATTER	LB				4291
100 U KINGDOM	36166	36557	64526	60874	
231 HONG KONG	120	84	952	741	
234 AUSTRALIA	90	73	126	139	
318 DENMARK			397	319	
327 FRANCE	1222	1059	3884	3768	
335 GERMANY W	12096	10390	22071	18253	
336 GREECE	100	100	100	100	
344 ITALY	642	719	1802	1025	
347 JAPAN			209	239	
352 MEXICO			421	402	
354 NETHRLNDS	10412	4242	14163	8267	
375 SWEDEN	577	437	1365	1886	
376 SWITZRLND	1598	1691	5595	5464	
380 USSR			316	144	
387 VENEZUELA	59	245	59	245	
390 GERMANY E	412	535	412	535	
400 U STATES	622336	641609	1140993	1220888	
	685830	697741	1257391	1323289	
PRINTED MATTER NOP					4292
100 U KINGDOM		5500		14498	
234 AUSTRALIA		108		182	
318 DENMARK		66		66	
327 FRANCE		131		215	
335 GERMANY W		654		1689	
344 ITALY		50		177	
347 JAPAN		3411		6604	
376 SWITZRLND				170	
400 U STATES		256979		506962	
		266899		530563	
CARDS FOR PLAYING	PACK				4293
100 U KINGDOM	240	56	1032	475	
327 FRANCE	48	116	48	116	
335 GERMANY W			1564	277	
344 ITALY	96	53	96	53	
400 U STATES	4410	3123	12280	7604	
	4794	3348	15020	8525	
HAND MADE DRAWINGS OR DESIGNS					4294
100 U KINGDOM		432		432	
400 U STATES		4228		11097	
		4660		11529	
LABELS TAGS TICKETS					4295
100 U KINGDOM		5650		9119	
327 FRANCE				53	
335 GERMANY W				207	
400 U STATES		89285		173940	
		94935		183319	
PICTORIAL POST CARDS FOLDERS	LB				4296
100 U KINGDOM	446	245	2613	1930	
318 DENMARK	73	143	73	143	
327 FRANCE	69	167	221	900	
335 GERMANY W	90	321	90	321	
344 ITALY	186	365	186	365	
400 U STATES	133876	126014	242936	214681	
	134740	127255	246119	218340	
BIBLES PRAYER BOOKS HYMN BOOKS					4301
100 U KINGDOM		48380		79740	
306 BELGIUM		25500		48774	
327 FRANCE		12027		35001	
335 GERMANY W		3911		7169	
344 ITALY		7393		12365	
347 JAPAN		576		576	
354 NETHRLNDS		381		789	
372 SPAIN		54		265	
376 SWITZRLND		246		370	
378 JORDAN		225		225	
400 U STATES		301556		477229	
		400249		662503	
BLANK BOOKS RULED OR PLAIN					4302
100 U KINGDOM		95		603	
335 GERMANY W		445		445	
347 JAPAN		251		251	
400 U STATES		2443		5174	
		3234		6473	
BOOKS OVER 12 YEARS OLD					4303
100 U KINGDOM				54	
400 U STATES		2118		3522	
		2118		3576	
TEXT BOOKS FOR SCHOOLS COLLEGE					4305
100 U KINGDOM		6159		9557	
231 HONG KONG				497	
306 BELGIUM		1546		3673	
327 FRANCE		2997		6838	
335 GERMANY W		1550		2370	
344 ITALY		390		1019	
354 NETHRLNDS		238		238	
375 SWEDEN				137	
400 U STATES		291103		540050	
		303983		564379	
BOOKS NOVELS FICTION					4306
100 U KINGDOM				2077	
400 U STATES		11931		19094	
		11931		21171	

IMPORTS INTO CANADA FOR CONSUMPTION

Articles and Countries from which Imported	MONTH OF FEBRUARY 1957		TWO MONTHS ENDED FEBRUARY 1957		Class Number
	Quantities	Values (\$)	Quantities	Values (\$)	
BOOKS SCIENCE FOR LIBRARIES					4307
100 U KINGDOM		13693		33943	
215 INDIA		360		2015	
234 AUSTRALIA		420		420	
236 NEW ZEAL				874	
306 BELGIUM		1004		1590	
327 FRANCE		3116		4535	
335 GERMANY W		2307		2644	
344 ITALY		110		216	
347 JAPAN		864		864	
354 NETHRLNDS		485		1183	
375 SWEDEN				465	
376 SWITZRLND		243		618	
380 USSR				139	
400 U STATES		459542		871958	
		482144		921464	
BOOKS GOVERNMENT ASSOCIATION					4308
100 U KINGDOM		13360		18331	
234 AUSTRALIA		152		377	
306 BELGIUM				140	
327 FRANCE				3118	
335 GERMANY W		213		433	
344 ITALY		1177		1499	
352 MEXICO				149	
400 U STATES		37983		56393	
		52885		80440	
FREIGHT RATES FOR RAILWAYS					4309
100 U KINGDOM		517		705	
327 FRANCE				290	
354 NETHRLNDS				58	
400 U STATES		3193		6743	
		3710		7796	
BOOKS PRINTED PERIODICALS NOP					4310
100 U KINGDOM		100675		220328	
234 AUSTRALIA		242		761	
305 AUSTRIA		552		552	
327 FRANCE		108		408	
335 GERMANY W		136		136	
344 ITALY				212	
347 JAPAN				283	
354 NETHRLNDS		71		71	
376 SWITZRLND		166		262	
381 ALASKA		133		133	
400 U STATES		978653		2190603	
		1080736		2413749	
BOOKS FOREIGN LANGUAGE					4311
100 U KINGDOM		1047		1204	
231 HONG KONG		129		396	
304 ARGENTINA				356	
306 BELGIUM		18718		37709	
326 FINLAND		60		60	
327 FRANCE		85624		208334	
335 GERMANY W		3545		4674	
340 HUNGARY		306		364	
341 ICELAND				473	
344 ITALY		1328		5224	
354 NETHRLNDS		4447		5008	
365 POLAND		72		72	
372 SPAIN				109	
376 SWITZRLND		1307		1307	
380 USSR		71		129	
400 U STATES		13719		32166	
		130373		297579	



IMPORTS INTO CANADA FOR CONSUMPTION

Articles and Countries from which Imported	MONTH OF FEBRUARY 1957		TWO MONTHS ENDED FEBRUARY 1957		Class Number
	Quantities	Values (\$)	Quantities	Values (\$)	
GROUP 5					
IRON AND ITS PRODUCTS					
IRON ORE	TON				5001
309 BRAZIL	19818	242475	19818	242475	
312 CHILE	11424	102816	11424	102816	
400 U STATES	4286	17462	7081	29584	
	35528	362753	38323	374975	
FERRO TUNGSTEN	CWT				5010
100 U KINGDOM	96	17320	96	17320	
400 U STATES	5	1316	5	1316	
	101	18636	101	18636	
PIG IRON FOR AGRIC IMPLEMENTS	TON				5011
400 U STATES	71	4712	143	9533	
	71	4712	143	9533	
PIG IRON N O P	TON				5012
100 U KINGDOM			10	572	
400 U STATES	360	22780	1142	86490	
	360	22780	1152	87062	
FERRO MANG UNDER	CWT				5013
1 PC SILICOM	113	1693	2929	52383	
400 U STATES	113	1693	2929	52383	
SILICO MANG OVER	CWT				5014
1 PC SILICOM					
327 FRANCE	1103	20074	1103	20074	
347 JAPAN	2021	38425	2021	38425	
400 U STATES	1908	57144	4788	116304	
	5032	115643	7912	174803	
FERRO SILICON	CWT				5015
375 SWEDEN			67	941	
400 U STATES	2388	47009	3311	63143	
	2388	47009	3378	64084	
ALLOYS N O P FOR MFR OF STEEL	CWT				5018
100 U KINGDOM	28	6600	364	18801	
375 SWEDEN	60	1404	60	1404	
400 U STATES	21892	629066	30547	875379	
	21980	637070	30971	895584	
INGOTS COGGED BLOOMS SLABS N O P	TON				5020
100 U KINGDOM	4	2375	8	5723	
375 SWEDEN			1	587	
400 U STATES	1710	197506	3052	358310	
	1714	199881	3061	364620	
INGOTS NOT LESS THAN 3 CTS LB	TON				5021
400 U STATES	400	136440	853	269557	
	400	136440	853	269557	
INGOTS FOR FORGINGS INGOTS N O P	TON				5022
400 U STATES	70	9751	167	24259	
	70	9751	167	24259	
SPONGE IRON	TON				5024
400 U STATES	25	3453	51	7921	
	25	3453	51	7921	
CAST SCRAP	TON				5031
381 ALASKA	34	1275	34	1275	
400 U STATES	4288	158831	6867	267351	
	4322	160106	6901	268626	
WROUGHT SCRAP	TON				5032
100 U KINGDOM			1998	32017	
381 ALASKA	53	1974	53	1974	
400 U STATES	2197	114508	4393	209788	
	2250	116482	6444	243779	
TIN PLATE SCRAP	TON				5033
400 U STATES	15	296	23	426	
	15	296	23	426	
AXLES FOR RAILWAY VEHICLES					5041
100 U KINGDOM				1814	
400 U STATES		25261		34482	
		25261		36296	
AXLES FOR VEHICLES N O P					5042
100 U KINGDOM		591		591	
400 U STATES		87125		194922	
		87716		195513	
AXLES N O P					5043
400 U STATES		2145		33628	
		2145		33628	
CASTINGS FOR AGRIC IMPLEMENTS					5044
400 U STATES		20748		33096	
		20748		33096	
INGOT MOULDS FOR STEEL					5045
100 U KINGDOM				30752	
400 U STATES		180467		284238	
		180467		314990	
MOULDS N O P					5046
100 U KINGDOM				318	
400 U STATES		26406		27011	
		26406		27329	
CASTINGS MALLEABLE N O P ROUGH	CWT				5047
100 U KINGDOM	33	526	72	1152	
400 U STATES	4338	108844	8336	211027	
	4371	109370	8408	212179	
CASTINGS NONMALLEABLE N O P RCH	CWT				5048
100 U KINGDOM	112	3380	112	3380	
400 U STATES	2066	46057	4430	109794	
	2178	49417	4542	113174	

IMPORTS INTO CANADA FOR CONSUMPTION

Articles and Countries from which Imported	MONTH OF FEBRUARY 1957		TWO MONTHS ENDED FEBRUARY 1957		Class Number
	Quantities	Values (\$)	Quantities	Values (\$)	
CASTINGS OF STEEL N O P ROUGH	CWT				5049
100 U KINGDOM	78	5943	78	5943	
376 SWITZRLND	134	6634	134	6634	
400 U STATES	4688	134434	12411	317171	
	4900	147011	12623	329748	
FORGINGS N O P					5050
100 U KINGDOM		27514		30962	
335 GERMANY W				157	
400 U STATES		221990		387088	
		249504		418207	
FORGINGS HOLLOW AND 20 TONS					5051
100 U KINGDOM		19277		91456	
400 U STATES		61444		110254	
		80721		201710	
PISTON RING CASTINGS ROUGH					5052
400 U STATES		7020		9930	
		7020		9930	
CASTINGS FOR RAILWAY VEHICLES					5054
TIRES STEEL ROUGH RAILWAY	CWT				5055
100 U KINGDOM	964	10148	2869	29829	
400 U STATES	48	1050	48	1050	
	1012	11198	2917	30879	
STEEL WHEELS FOR RAILWAYS					5057
100 U KINGDOM		211513		466352	
400 U STATES		17442		43703	
		228955		510055	
FORGED GOLF CLUB HEADS					5058
400 U STATES		8017		18625	
		8017		18625	
SEMI FINISHED PISTON CASTINGS					5059
400 U STATES				1604	
				1604	
BARs BILLETS HOT ROLLED N O P	CWT				5071
400 U STATES	83	319	83	319	
	83	319	83	319	
BARs BILLETS COLO ROLLED N O P	CWT				5072
100 U KINGDOM	2670	24792	6312	57890	
306 BELGIUM	3584	27266	5527	59163	
335 GERMANY W	53	1969	239	6423	
375 SWEDEN	123	4015	288	9451	
400 U STATES	18319	208934	39121	447681	
	24749	266976	51487	580608	
BARs BILLETS H R 4CTS AND OVER	CWT				5073
100 U KINGDOM	22160	156491	41516	297208	
305 AUSTRIA	3	76	352	5094	
306 BELGIUM	8939	46230	23205	120578	
327 FRANCE	2520	12565	2520	12565	
335 GERMANY W	43	536	240	2744	
375 SWEDEN	188	4235	578	14827	
400 U STATES	92515	739278	226282	1734620	
	126368	959411	294693	2187706	
BARs BILLETS HAMMERED N O P	CWT				5074
400 U STATES	129	5125	278	9863	
	129	5125	278	9863	
BARs SHEETS STRIP FOR SHOVELS	CWT				5076
BARs RODS FOR AGRIC IMPLEMENTS	CWT				5077
400 U STATES	12961	123527	29300	252171	
	12961	123527	29300	252171	
RAILWAY RAILS N O P	TON				5078
100 U KINGDOM			72	6788	
306 BELGIUM	29	2769	29	2769	
335 GERMANY W	50	4911	64	6368	
354 NETHRLNDS			84	8556	
400 U STATES	224	24686	557	65013	
	303	32366	806	89494	
STEEL GROOVED TRAMWAY RAILS	TON				5079
BARs HOT R ROUNDS AND SQUARES	CWT				5081
100 U KINGDOM	896	10334	1073	11736	
400 U STATES	8031	60494	17526	134648	
	8927	70828	18599	146384	
RODS FOR MANUFACTURE OF CHAIN	CWT				5102
400 U STATES			15	94	
			15	94	
RODS NOT OVER 375 IN FOR WIRE	CWT				5103
100 U KINGDOM	1165	6020	4757	24169	
400 U STATES	5071	33631	9484	67247	
	6236	39651	14241	91416	
WELDING RODS OF ALL KINDS	CWT				5104
100 U KINGDOM	67	3004	143	7842	
306 BELGIUM			5	120	
335 GERMANY W	9	1773	60	5716	
400 U STATES	17640	368885	30642	741995	
	17716	373662	30850	755673	
BLANKS FOR MILLING CUTTERS	CWT				5111
400 U STATES	27	3052	35	4133	
	27	3052	35	4133	
STRIP HOT R 080 INCH OR LESS	CWT				5112
400 U STATES	186	693	186	693	
	186	693	186	693	
STRIP HOT R OVER 080 INCH	CWT				5113
400 U STATES			112	414	
			112	414	

IMPORTS INTO CANADA FOR CONSUMPTION

Articles and Countries from which Imported	MONTH OF FEBRUARY 1957		TWO MONTHS ENDED FEBRUARY 1957		Class Number
	Quantities	Values (\$)	Quantities	Values (\$)	
STRIP COLD R 080 INCH OR LESS 100 U KINGDOM 375 SWEDEN 400 U STATES	CWT 865 5218 6083	7285 97104 104389	865 386 11759	7285 11838 212075	5114
STRIP COLD R OVER 080 INCH 400 U STATES	CWT 2249 2249	34599 34599	3486 3486	55739 55739	5115
STRIP HOT R FOR COLD ROLLING	CWT				5116
STRIP FOR MANUFACTURE OF MATS	CWT				5117
STRIP COLD ROLLED FOR DOORS	CWT				5118
HOOP STEEL FOR COOPERAGE 400 U STATES	CWT 879 879	8770 8770	1957 1957	16523 16523	5120
PLATES 66 INCHES WIDE OR LESS 400 U STATES	CWT 6954 6954	35138 35138	18200 18200	87411 87411	5121
PLATES OVER 66 INS LESS 78 INS 400 U STATES	CWT 1960 1960	9529 9529	4073 4073	19798 19798	5122
PLATES FLANGED CURVED N O P 100 U KINGDOM 400 U STATES	CWT 5923 6296 12219	36305 107887 144192	11821 14417 26238	70852 235697 306549	5123
PLATES FOR BOILERS DIGESTERS 100 U KINGDOM 400 U STATES	CWT 131 10126 10257	3123 80686 83809	131 18803 18934	3123 153931 157054	5124
PLATES STEEL CHEQUER SURFACE 100 U KINGDOM 400 U STATES	CWT 5104 17444 22548	34671 109157 143828	5104 37489 42593	34671 230867 265538	5125
SHEETS OVER 080 INCH THICK N O P 400 U STATES	CWT 7451 7451	50183 50183	14413 14413	96911 96911	5126
SHEETS 080 INCH OR LESS N O P 100 U KINGDOM 400 U STATES	CWT 3911 60047 63958	28633 436418 465051	12413 135924 148337	84913 974927 1059840	5127
SHEET OR STRIP FOR TIN PLATE	CWT				5128
SHEETS FOR MFR OF HOLLOW WARE 100 U KINGDOM 400 U STATES	CWT 11333 11333	82425 82425	2026 20867 22893	12696 150220 162916	5129
SHEETS BLUE FOR HEATING APP	CWT				5130
SHEETS 075SILICON FOR ELEC APP 400 U STATES	CWT 45196 45196	796242 796242	100726 100726	1751280 1751280	5131
SHEETS 50 PER POUND OR OVER 100 U KINGDOM 234 AUSTRALIA 306 BELGIUM 312 CHILE 327 FRANCE 335 GERMANY W 347 JAPAN 365 POLAND 400 U STATES	CWT 43855 58935 6177 23866 598 6340 6961 476949 623681	311571 384567 37368 161653 3718 48618 56228 3549999 4553722	117433 81420 12115 23866 598 26350 31052 1707 907570 1202111	781530 532099 76138 161653 3718 205838 227581 10781 6940001 8939339	5132
SHEETS RUST PROOF OVER 5 CTS 100 U KINGDOM 375 SWEDEN 400 U STATES	CWT 5453 4 12215 17672	273799 539 588583 862921	9396 244 28870 38510	471114 11761 1357106 1839981	5133
SHEETS CORRUGATED AND PEBBLED 100 U KINGDOM 400 U STATES	CWT 6827 6827	60307 60307	217 10039 10256	2679 89368 92047	5134
SHEETS COATED WITH PAINT TAR 100 U KINGDOM 335 GERMANY W 400 U STATES	CWT 112 46 22167 22325	1244 582 229180 231006	689 46 50505 51240	7741 582 499341 507664	5135
SHEETS COATED WITH ENAMEL 400 U STATES	CWT 42 42	1517 1517	132 132	4764 4764	5136
SHEETS COATED WITH TIN 100 U KINGDOM 400 U STATES	CWT 1290 1290	9919 9919	35266 4567 39833	320347 38574 358921	5137
SHEETS COATED WITH METAL N O P 335 GERMANY W 400 U STATES	CWT 454 2596 3050	8768 59586 68354	465 4237 4702	9068 111015 120083	5139
SHEETS COATED WITH ZINC N O P 100 U KINGDOM 347 JAPAN 400 U STATES	CWT 361 44 6524 6929	3034 611 68093 71738	1436 44 22959 24439	12183 611 237688 250482	5140
SHEETS FOR COATING WITH METALS	CWT				5141

IMPORTS INTO CANADA FOR CONSUMPTION

Articles and Countries from which Imported	MONTH OF FEBRUARY 1957		TWO MONTHS ENDED FEBRUARY 1957		Class Number
	Quantities	Values (\$)	Quantities	Values (\$)	
SHEETS SHAPED FOR AGRIC IMPL 400 U STATES	CWT 1149	21742	2924	50941	5142
	1149	21742	2924	50941	
SHEETS FOR MFR BUCKLE CLASPS 100 U KINGDOM 400 U STATES	CWT 1636	24356	144 2787	1395 41793	5143
	1636	24356	2931	43188	
SHEETS COLD ROLLED FOR HINGES 400 U STATES	CWT 120	2112	130	2531	5144
	120	2112	130	2531	
SHEETS FOR MFR OF SAODLERY	CWT				5145
SHEETS TEMPERED FOR SAWS 100 U KINGDOM 375 SWEDEN 400 U STATES	CWT 22 184 77	971 10264 3807	72 218 235	3132 12397 12551	5146
	283	15042	525	28080	
SHEETS NOT TEMPERED FOR SAWS 100 U KINGDOM 375 SWEDEN 400 U STATES	CWT 211 588 1893	4949 3063 77184	383 941 6458	8689 18296 238258	5147
	2692	85196	7782	265243	
SHEETS COLD ROLLED FOR PIPE 400 U STATES	CWT 9923	59977	18002	108794	5148
	9923	59977	18002	108794	
SKELP 14 INS OR LESS FOR PIPE 400 U STATES	CWT 172230	866251	438363	2179003	5149
	172230	866251	438363	2179003	
SKELP OVER 14 INS FOR PIPE 400 U STATES	CWT 148451	939317	656545	3751294	5150
	148451	939317	656545	3751294	
HOT R STRIP FOR MOTOR VEHICLES 400 U STATES	CWT 406	3358	823	6311	5151
	406	3358	823	6311	
WROUGHT OR PUDDLED IRON BILLET	CWT				5152
HOOP STRIP BESSEMER FOR HINGES 400 U STATES	CWT		1574	5828	5153
			1574	5828	
PLATES 78 INCHES AND OVER 400 U STATES	CWT 703	3325	4111	19882	5154
	703	3325	4111	19882	
SHEETS COATED LEAD AND TIN 400 U STATES	CWT 13586	114724	23903	204160	5157
	13586	114724	23903	204160	
ANGLES BEAMS 35 LBS OR OVER 100 U KINGDOM 306 BELGIUM 327 FRANCE 335 GERMANY W 400 U STATES	CWT 7034 20178 3702 3198 472938	44885 128081 24929 23148 2948615	50662 68267 11721 17503 968967	306448 442689 79502 118431 6067496	5161
	507050	3169658	1117120	7014566	
ANGLES BEAMS N O P 100 U KINGDOM 306 BELGIUM 312 CHILE 327 FRANCE 335 GERMANY W 359 NORWAY 375 SWEDEN 400 U STATES	CWT 11075 44535 3267 8935	70053 229833 17345 55026	31834 108154 3267 23567	180234 577335 17345 144090	5162
	253839	1546220	441575	2782982	
	321651	1918477	613198	3734229	
ANGLES DRILLED 100 U KINGDOM 306 BELGIUM 335 GERMANY W 344 ITALY 400 U STATES	CWT 3182 630	22460 3789	4811 630	33359 3789	5163
	9369	91820	9369	91820	
	3497	42443	9171	102873	
	16678	160512	24212	234718	
BEAMS UNDER 5 1 HALF LB PER YD 400 U STATES	CWT 9602	63112	24520	150769	5164
	9602	63112	24520	150769	
MASTS ANGLES PLATES FOR SHIPS 100 U KINGDOM 306 BELGIUM 335 GERMANY W 347 JAPAN 400 U STATES	CWT 15635 5847	105571 68054	18116 9821 1430	121596 96115 11530	5165
	13024	105555	34815	289891	
	65326	382072	122598	728710	
	99832	661252	186780	1247842	
SASH OR CASEMENT SECTIONS 100 U KINGDOM 400 U STATES	CWT 788 3859	5651 34357	788 10545	5651 88669	5166
	4647	40008	11333	94320	
SHAPES 35 LBS PER YARD OR OVER 100 U KINGDOM 306 BELGIUM 327 FRANCE 335 GERMANY W 359 NORWAY 400 U STATES	CWT 2186 3067 1221 132	14590 18767 6877 833	4363 8652 1653 132	28444 49999 10339 833	5167
	8381	56874	38105	257751	
	14987	97941	59578	394023	
PIPE CAST 5 CTS PER LB OR LESS 100 U KINGDOM 400 U STATES	CWT 21543	95646	48051	198847	5181
	21543	95646	48051	198847	
PIPE CAST N O P 100 U KINGDOM	CWT 1817	13001	7973	50473	5182

IMPORTS INTO CANADA FOR CONSUMPTION

Articles and Countries from which Imported	MONTH OF FEBRUARY 1957		TWO MONTHS ENDED FEBRUARY 1957		Class Number
	Quantities	Values (\$)	Quantities	Values (\$)	
335 GERMANY W	362	2503	362	2503	5183
400 U STATES	2365	43387	3263	71985	
PIPE TUBES FOR BOILERS	CWT 4544	58891	11598	124961	
100 U KINGDOM	4852	54592	6563	79429	5185
375 SWEDEN	7	291	336	27500	
400 U STATES	14198	389468	28053	672615	
PIPE WROUGHT 2 ONE HALF INCHES	CWT 19057	444351	34952	779544	
335 GERMANY W	23	817	49	1669	5186
400 U STATES	672	9078	699	10367	
PIPE SEAMLESS 5 CTS PER LB NDP	CWT 695	9895	748	12036	
100 U KINGDOM	4516	111625	6407	177335	5187
375 SWEDEN	468	13528	2054	46596	
400 U STATES	20544	474403	47544	1068058	
PIPE WROUGHT DYER 10 1 HALF IN	CWT 25528	599556	56005	1291989	
100 U KINGDOM	94267	569301	336215	2034284	5188
344 ITALY	147	3797	147	3797	
400 U STATES	341133	2831113	1214217	9746889	
PIPE WROUGHT LESS 10 1 HALF IN	CWT 435547	3404211	1550579	11784970	
100 U KINGDOM	8450	99315	35614	310152	5190
306 BELGIUM	19	257	19	257	
327 FRANCE			805	4932	5191
335 GERMANY W			489	15628	
375 SWEDEN			2	189	
400 U STATES	53219	645194	104745	1282999	
TUBES WROUGHT COATED HALF INCH	CWT 61688	744766	141674	1614157	
400 U STATES	591	27204	1227	62860	5192
PIPE WROUGHT N D P	CWT 591	27204	1227	62860	
100 U KINGDOM	4	1600	9	2399	5193
306 BELGIUM	1120	10533	2566	22990	
376 SWITZRLND	4	320	4	320	5194
400 U STATES	11636	110904	76933	461463	
PIPE FITTINGS COUPLINGS N O P	CWT 12764	123357	79512	487172	
100 U KINGDOM		18957		65283	5195
335 GERMANY W		2900		3615	
347 JAPAN		7497		25351	5196
400 U STATES		631709		1275802	
PIPE SEAMLESS COLD DR POLISHED	CWT	661063		1370051	
100 U KINGDOM	1	109	50	7411	5197
400 U STATES	40	4993	40	4993	
TUBING STEEL FOR FISHING RODS	CWT 41	5102	90	12404	
CASING GAS WATER OR OIL WELL	CWT				5198
100 U KINGDOM	24188	232676	83952	792838	
306 BELGIUM	3175	30650	16189	162656	5199
317 CZECHO S	10248	119976	14522	165825	
327 FRANCE	15685	179402	25292	311380	5200
335 GERMANY W	30150	313866	37534	393469	
344 ITALY	44390	398532	44390	398532	5201
347 JAPAN	65644	653887	149768	1472501	
400 U STATES	209830	2206267	405294	4169063	
PIPE FITTINGS WELDING TYPE	CWT 403310	4135256	776941	7866266	
100 U KINGDOM		15932		23590	5202
335 GERMANY W		13990		13990	
347 JAPAN		802		3205	5203
400 U STATES		312342		556569	
PIPE FOR WELDING TYPE FITTINGS	CWT	343066		597354	
400 U STATES	4995	101982	7609	163044	5204
WIRE BARBED FENCING	CWT 4995	101982	7609	163044	
100 U KINGDOM	9115	72238	9339	73956	5205
306 BELGIUM	1769	11903	1769	11903	
335 GERMANY W	3143	20192	4962	31536	5206
400 U STATES	26	148	26	148	
WIRE FLAT QUARTER INCH OR LESS	CWT 14053	104481	16096	117543	
400 U STATES	781	10201	1519	24934	5207
WIRE ZINC COATED	CWT 781	10201	1519	24934	
100 U KINGDOM	2337	27841	5772	53077	5208
306 BELGIUM	625	4402	625	4402	
327 FRANCE			210	1177	5209
335 GERMANY W	15	114	15	114	
400 U STATES	2606	46494	5048	91138	
WIRE COATED NOP OR COVERED	CWT 5583	78851	11670	149908	
100 U KINGDOM	15	759	189	4000	5210
335 GERMANY W	11	686	24	858	
347 JAPAN			9	149	5211
400 U STATES	893	31976	1410	48977	
WIRE ROPE FOR RIGGING SHIPS	CWT 919	33421	1632	53984	

IMPORTS INTO CANADA FOR CONSUMPTION

Articles and Countries from which Imported	MONTH OF FEBRUARY 1957		TWO MONTHS ENDED FEBRUARY 1957		Class Number
	Quantities	Values (\$)	Quantities	Values (\$)	
WIRE ROPE CABLE NOP IRON STEEL	CWT				5207
100 U KINGDOM	1158	33332	3792	90966	
306 BELGIUM	119	1440	323	3394	
318 DENMARK	39	1827	39	1827	
335 GERMANY W	880	11623	1208	17773	
347 JAPAN	360	3703	360	3703	
354 NETHRLNDS	185	2836	362	5810	
375 SWEDEN	131	3178	131	3178	
400 U STATES	839	59029	2003	95884	
	3711	116968	8218	222533	
WIRE STEEL FOR UPHOL SPRINGS	CWT				5208
400 U STATES	1153	11269	2898	28387	
	1153	11269	2898	28387	
WIRE STEEL FOR CORSET STEELS	CWT				5209
100 U KINGDOM	20	600	30	1373	
400 U STATES	101	5996	193	10998	
	121	6596	223	12371	
WIRE STEEL FOR MFR WIRE ROPE	CWT				5210
100 U KINGDOM	24513	276333	57112	644499	
335 GERMANY W	521	5455	1254	13014	
354 NETHRLNDS			400	3569	
400 U STATES	3688	51322	8809	130973	
	28722	333110	67575	792055	
WIRE ROPE STEEL COMML FISHING					5211
100 U KINGDOM		39332		63799	
400 U STATES		177		1047	
		39509		64846	
WIRE STEEL FOR CARD CLOTHING	CWT				5212
100 U KINGDOM	7	256	7	256	
	7	256	7	256	
WIRE ROPE CABLE STEEL USED	CWT				5213
100 U KINGDOM	881	1679	881	1679	
400 U STATES	195	1639	1304	5853	
	1076	3318	2185	7532	
WIRE OF IRON OR STEEL N O P	CWT				5214
100 U KINGDOM	1587	16315	2105	23283	
306 BELGIUM	842	4826	2242	16231	
327 FRANCE			2015	10309	
335 GERMANY W			42	1383	
344 ITALY	401	5103	401	5103	
375 SWEDEN			2	383	
400 U STATES	8179	118710	20254	334787	
	11009	144954	27061	391472	
WIRE FENCING NOT LESS OBO INCH					5215
100 U KINGDOM		15191		19578	
335 GERMANY W		1097		4542	
400 U STATES		94		5442	
		16382		29562	
WIRE FENCING WOVEN N O P					5216
100 U KINGDOM		794		794	
305 AUSTRIA		11579		11579	
400 U STATES		2212		3764	
		14585		16137	
WIRE NETTING FOR FUR FARMS					5217
100 U KINGDOM		101		101	
306 BELGIUM		8625		8625	
400 U STATES		9202		23413	
		17928		32149	
WIRE SCREENS DOORS WINDOWS					5218
100 U KINGDOM		1666		4172	
335 GERMANY W				57	
400 U STATES		6330		17810	
		7996		22039	
WIRE MESH IN ACETATE FILM					5219
100 U KINGDOM		2441		6869	
400 U STATES		2114		2789	
		4555		9658	
WIRE CLOTH OR SCREEN DF IRON					5220
100 U KINGDOM		790		2034	
335 GERMANY W		6023		7379	
347 JAPAN		68602		108410	
400 U STATES		51289		75850	
		126704		193673	
WIRE NETTING OF IRON OR STEEL					5221
100 U KINGDOM		7211		29240	
335 GERMANY W		2260		2311	
400 U STATES		763		9428	
		10234		40979	
WIRE RUSTPROOF FOR FISHING					5222
400 U STATES		6103		7064	
		6103		7064	
WIRE ROPE FOR WELL DRILLING					5223
335 GERMANY W		8481		10194	
400 U STATES				32700	
		8481		42894	
WELOED WIRE FABRIC REINFORCING	CWT				5224
100 U KINGDOM			483	7486	
306 BELGIUM	1495	9638	1495	9638	
400 U STATES	1429	17975	3349	45470	
	2924	27613	5327	62594	
CABLE CHAIN FOR SHIPS	CWT				5231
100 U KINGDOM	965	14295	1049	15426	
400 U STATES			496	13386	
	965	14295	1545	28812	

IMPORTS INTO CANADA FOR CONSUMPTION

Articles and Countries from which Imported	MONTH OF FEBRUARY 1957		TWO MONTHS ENDED FEBRUARY 1957		Class Number
	Quantities	Values (\$)	Quantities	Values (\$)	
COIL CHAIN 9 EIGHTHS AND OVER 100 U KINGDOM 400 U STATES	CWT 863 260	6706 6251	1099 546	10406 13772	5232
	1123	12957	1645	24178	
COIL CHAIN UNDER 9 EIGHTHS IN 100 U KINGDOM 306 BELGIUM 335 GERMANY W 354 NETHRLNDS 400 U STATES	CWT 1470 99 16 1134	7329 1132 313 25219	1611 99 16 1908	10294 1132 273 46023	5233
	2719	33993	3643	58035	
SPROCKET CHAIN FOR AGRIC IMPL 100 U KINGDOM 335 GERMANY W 400 U STATES				1689 42209 187090	5234
		101685		230988	
SILENT CHAIN ROLLER CHAIN 100 U KINGDOM 317 CZECHO S 335 GERMANY W 347 JAPAN 400 U STATES		29099 273 9330 3281		72090 273 26990 13046	5235
		119790		279265	
CHAINS N O P 100 U KINGDOM 335 GERMANY W 381 ALASKA 400 U STATES		161773		391664	5236
		2334		12856	
		1694		1843	
				290	
		123038		242746	
		127066		257735	
DIESEL ENGINE PARTS N O P 100 U KINGDOM 318 DENMARK 327 FRANCE 335 GERMANY W 344 ITALY 359 NORWAY 375 SWEDEN 376 SWITZRLND 400 U STATES		132134 3324 2725 643 123 1418 1412		271988 5528 3868 3860 2522 607 2199 2585	5240
		1614218		2763806	
		1755995		3056963	
AUTOMOBILE ENGINES AND PARTS 100 U KINGDOM 335 GERMANY W 400 U STATES	NO 6 110 925	53339 21212 1025122	6 130 1672	93069 41973 2337639	5242
	1041	1099673	1808	2472681	
ENGINES GAS MARINE AND PARTS 100 U KINGDOM 400 U STATES	NO 9 41 50	10679 67736 78415	10 127 137	16285 148337 164622	5244
ENGINES MOTOR TRUCK AND PARTS 100 U KINGDOM 335 GERMANY W 400 U STATES	NO 31 120 1143	40992 21936 1023976	31 140 2717	49222 25611 2302793	5245
	1294	1086904	2888	2377626	
ENGINES FISHING BOAT AND PARTS 400 U STATES	NO 9 9	4088 4088	22 22	14363 14363	5246
PARTS OF AIRCRAFT ENGINES 100 U KINGDOM 381 ALASKA 400 U STATES		750415 192 1381716		1132964 192 3326341	5248
		2132323		4459497	
ENGINES UP TO 1 AND 1 HALF H P 400 U STATES	NO 909 909	24221 24221	1834 1834	47770 47770	5251
ENGINES GAS N O P AND PARTS 100 U KINGDOM 335 GERMANY W 400 U STATES	NO 9 50 19922	3395 50 1090900	10 50 34115	7636 50 2729180	5252
	19931	1094345	34125	2736866	
ENGINES STEAM N O P AND PARTS 100 U KINGDOM 400 U STATES	NO 25 25	502 80549 81051	43 43	6775 148400 155175	5253
FIRE ENGINES MACHINES AND PTS 100 U KINGDOM 335 GERMANY W 400 U STATES	NO 3 45 48	2006 95944 97950	3 69 72	395 2006 165140 167541	5254
LOCOMOTIVES RAILWAY N O P 400 U STATES	NO		2 2	12000 12000	5255
LOCOMOTIVE CHASSIS TOPS WHEELS 100 U KINGDOM 400 U STATES		17271 300276 317547		30975 795677 826652	5256
LOCOMOTIVES SAWMILL MINING 100 U KINGDOM 335 GERMANY W 400 U STATES	NO 6 7 13	51694 56 286231	11 26 37	98891 56 580541 679488	5257
ENGINES AIRCRAFT UP TO 200 HP 400 U STATES	NO 18 18	21362 21362	39 39	38608 38608	5258
ENGINES AIRCRAFT 201 TO 500 HP 400 U STATES	NO 23 23	77804 77804	43 43	118946 118946	5259

IMPORTS INTO CANADA FOR CONSUMPTION

15

Articles and Countries from which Imported	MONTH OF FEBRUARY 1957		TWO MONTHS ENDED FEBRUARY 1957		Class Number
	Quantities	Values (\$)	Quantities	Values (\$)	
ENGINES AIRCRAFT 501 TO 1000HP 400 U STATES	NO				5260
	17	82776	33	102371	
ENGINES AIRCRAFT OVER 1000 HP 100 U KINGDOM 318 DENMARK 400 U STATES	NO				5261
	9	278715	11	291464	
	1	18730	1	18730	
	41	1215298	61	2424219	
ENGINES MARINE DIESEL 100 U KINGDOM 318 DENMARK 375 SWEDEN 400 U STATES	NO				5265
	14	30757	25	45977	
	1	64074	1	64074	
	41	217713	7	12033	
ENGINES MOTOR VEHICLE DIESEL 100 U KINGDOM 335 GERMANY W 400 U STATES	NO				5266
	3	3655	5	4836	
	1	1334	3	2129	
	18	45743	57	113143	
ENGINES LOCOMOTIVE DIESEL 400 U STATES	NO				5267
	35	980958	71	2125700	
ENGINES DIESEL SEMI DIESEL NOP 100 U KINGDOM 335 GERMANY W 400 U STATES	NO				5268
	203	211855	456	336691	
	5	2547	7	19315	
	160	1830005	318	2424313	
POWER BOILERS 400 U STATES		160327		347365	5274
POWER BOILER PARTS 100 U KINGDOM 400 U STATES		160327		347365	5275
		4897		5617	
OUTBOARD MOTORS 100 U KINGDOM 400 U STATES	NO				5280
	11	950	11	950	
	938	141733	1663	326054	
OUTBOARD MOTOR PARTS 400 U STATES		142683		1674	5283
		342573		765576	
CREAM SEPARATOR PARTS 318 DENMARK 326 FINLAND 335 GERMANY W 375 SWEDEN 400 U STATES		60		60	5290
				3765	
		1832		372	
		6864		5792	
CREAM SEPARATORS 335 GERMANY W 375 SWEDEN 400 U STATES	NO				5292
	2	5370	139	21020	
	41	9833	1090	76913	
	502	89390	896	241766	
MILK CLARIFIERS AND PARTS 375 SWEDEN 400 U STATES		1062		236	5293
		1062		12076	
MILKING MACHINES AND PARTS 100 U KINGDOM 375 SWEDEN 400 U STATES		696		12312	5294
		696		696	
		166208		766	
		166904		225448	
PASTEURIZERS DAIRY AND PARTS 400 U STATES	NO				5295
	8	27611	13	47750	
POWER DAIRY MACHINERY 100 U KINGDOM 318 DENMARK 335 GERMANY W 375 SWEDEN 376 SWITZRLND 400 U STATES		27611		47750	5296
		1305		24591	
		1750		1750	
		111		111	
		9046		32098	
		8102		8435	
FORKS PRONGED 347 JAPAN 400 U STATES	DOZ				5301
	290	4095	290	4095	
	169	3678	504	9646	
HARVESTERS AND PARTS 400 U STATES	NO				5302
	151	371088	186	629320	
HAY LOADERS AND PARTS 400 U STATES	NO				5303
	12	2242	36	6387	
HAY TEDDERS AND PARTS 400 U STATES	NO				5304
	12	2242	36	6387	
MOWING MACHINES AND PARTS 100 U KINGDOM 400 U STATES	NO				5305
	1	1744	1	2879	
	963	247377	1119	315694	
POTATO DIGGERS PLANTERS PARTS 100 U KINGDOM 400 U STATES	NO				5306
	1	113	1	113	
	28	46165	50	61869	
	32	42378	51	61962	

IMPORTS INTO CANADA FOR CONSUMPTION

Articles and Countries from which Imported	MONTH OF FEBRUARY 1957		TWO MONTHS ENDED FEBRUARY 1957		Class Number
	Quantities	Values (\$)	Quantities	Values (\$)	
RAKES HORSE OR POWER AND PARTS 400 U STATES	NO 1639	456813	2244	640189	5307
RAKES N O P	DOZ 24	78	24	78	5308
100 U KINGDOM			300	1019	
335 GERMANY W			2342	6245	
347 JAPAN	2342	6245	3889	30291	
400 U STATES	718	8665			
SCYTHES	DOZ 3084	14988	6555	37633	5310
100 U KINGDOM			50	766	
400 U STATES	670	8982	841	10788	
SICKLES OR REAPING HOOKS	DOZ 670	8982	891	11554	5311
400 U STATES	368	2791	400	3123	
CULTIVATORS SCUFFLERS AND PTS			400	3123	5321
100 U KINGDOM		1444		1444	
347 JAPAN		1884		1884	
375 SWEDEN		925		925	
400 U STATES		319263		576850	
DRILLS SEED SEEDERS AND PARTS		323516		581103	5322
100 U KINGDOM		140		448	
400 U STATES		191776		249849	
HARROWS DISC AND PARTS		191916		250297	5323
100 U KINGDOM		348		348	
400 U STATES		112187		130853	
HARROWS AND PARTS N O P		112535		131201	5324
100 U KINGDOM				4769	
400 U STATES		93883		121120	
HOES	DOZ 167	1256	167	1256	5325
347 JAPAN	377	3158	989	11413	
400 U STATES	544	4414	1156	12669	
PLOUGHS DISC AND PARTS					5326
100 U KINGDOM		187		187	
400 U STATES		83610		152801	
PLOUGHS AND PARTS N O P		83797		152988	5327
100 U KINGDOM		3470		3470	
400 U STATES		111628		167799	
ROLLERS FARM OR LAWN AND PARTS	NO 861	15644	891	17169	5328
400 U STATES	861	15644	891	17169	
FANNING MILL PEAVINERS AND PTS	NO 85	20594	127	27916	5331
400 U STATES	85	20594	127	27916	
HARVESTER COMBINES AND PARTS	NO 97	1311170	166	2177274	5332
100 U KINGDOM		3486		8089	
400 U STATES	97	1311170	166	2177274	
THRESHING MACHINE SEPARATORS	NO 97	1314656	166	2185363	5333
400 U STATES			4	1694	
THRESHING MACHINE PARTS			4	1694	5334
400 U STATES		73517		91352	
ELECT GENERATORS FARM AND PTS		73517		91352	5342
400 U STATES		3140		6946	
FODDER FEED CUTTERS AND PARTS	NO 41	41422	61	60045	5343
400 U STATES	41	41422	61	60045	
FRUIT VEGETABLE GRADING MACH					5344
335 GERMANY W		450		450	
400 U STATES		43643		89957	
GRAIN HAY GRINDERS AND PARTS	NO 28	21843	240	65118	5345
400 U STATES	28	21843	240	65118	
HAY PRESSES AND PARTS	NO 1088	15427		46445	5346
100 U KINGDOM		1497764	1720	2455678	
400 U STATES	1088	1513191	1720	2502123	
MANURE SPREADERS AND PARTS	NO 550	176181	975	314323	5350
400 U STATES	550	176181	975	314323	
POST HOLE DIGGERS AND PARTS	NO 373	7828	407	10861	5352
400 U STATES	373	7828	407	10861	
SPADES AND SHOVELS N O P	DOZ 170	1628	963	10661	5353
100 U KINGDOM		24	24	304	
335 GERMANY W		304		8527	
347 JAPAN	286	3042	836	13440	
400 U STATES	309	6265	657	32932	
SPRAYING AND DUSTING MACHINES		789	2480		5354
100 U KINGDOM				197	
327 FRANCE		1048		2050	
400 U STATES		180316		288839	
		181364		291086	

IMPORTS INTO CANADA FOR CONSUMPTION

Articles and Countries from which Imported	MONTH OF FEBRUARY 1957		TWO MONTHS ENDED FEBRUARY 1957		Class Number
	Quantities	Values (\$)	Quantities	Values (\$)	
STUMPING MACHINES AND PARTS	NO				5385
TRACTION DITCHING MACH AND PTS	NO				5386
400 U STATES	5	54350	6	87599	
	5	54350	6	87599	
TRACTORS INTERNAL COMBUSTION	NO				5387
100 U KINGDOM	86	119248	94	142693	
335 GERMANY W			20	67138	
400 U STATES	2867	8646544	5365	1665721	
	2953	8765792	5479	16867041	
TRACTOR PARTS AND ACCESSORIES					5388
100 U KINGDOM		43031		85384	
327 FRANCE				638	
335 GERMANY W		5626		12863	
400 U STATES		3808402		7924325	
		3857059		8023202	
WINDMILLS AND PARTS					5361
400 U STATES		150		150	
		150		150	
PRUNING HOOKS SHEARS DEHORNERS					5362
100 U KINGDOM		2258		2934	
335 GERMANY W		3052		3580	
344 ITALY		7319		7600	
400 U STATES		12906		23118	
		25535		37232	
AGRIC IMPLEMENTS NOP AND PARTS					5363
100 U KINGDOM		1068		2557	
335 GERMANY W				51	
347 JAPAN				1158	
375 SWEDEN				2155	
400 U STATES		785946		1461384	
		787014		1467305	
KNIVES AND FORKS TABLE					5371
100 U KINGDOM		7007		16441	
215 INDIA		65		65	
305 AUSTRIA				683	
318 DENMARK		232		363	
327 FRANCE		189		1100	
335 GERMANY W		2307		9575	
344 ITALY				118	
347 JAPAN		57262		104116	
376 SWITZRLND				723	
400 U STATES		13864		22455	
		80926		155678	
POCKET KNIVES					5372
100 U KINGDOM		11744		27775	
327 FRANCE				102	
335 GERMANY W		12972		23132	
344 ITALY		57		57	
347 JAPAN		556		5375	
375 SWEDEN		192		192	
376 SWITZRLND		131		380	
400 U STATES		13557		22493	
		39209		79507	
RAZORS N O P AND PARTS					5373
100 U KINGDOM		897		5623	
335 GERMANY W		921		1510	
400 U STATES		22024		49784	
		23842		56927	
SAFETY RAZDR BLADES	DOZ				5374
100 U KINGDOM	417	79	10416	815	
335 GERMANY W	14250	449	20917	825	
400 U STATES	123026	8326	232150	14600	
	137693	8854	263483	16240	
SCISSORS AND SHEARS N O P					5375
100 U KINGDOM		15640		30943	
216 PAKISTAN		135		336	
335 GERMANY W		37955		81979	
344 ITALY		852		1380	
347 JAPAN		4285		6594	
400 U STATES		52094		84449	
		110961		205621	
OTHER KNIVES N O P					5376
100 U KINGDOM		3243		12304	
327 FRANCE		188		188	
335 GERMANY W		6869		11844	
344 ITALY				114	
347 JAPAN		1455		4295	
375 SWEDEN		385		584	
376 SWITZRLND				609	
400 U STATES		7978		16780	
		20118		46678	
SPOONS					5377
100 U KINGDOM		2773		3777	
305 AUSTRIA				623	
318 DENMARK		97		203	
335 GERMANY W		217		766	
344 ITALY		1485		1697	
347 JAPAN		24488		45687	
354 NETHRLNDS		7780		7780	
400 U STATES		8455		17012	
		45295		77545	
KNIVES BUTCHER AND KITCHEN					5378
100 U KINGDOM		12647		25825	
231 HONG KONG		193		193	
327 FRANCE				3788	

IMPORTS INTO CANADA FOR CONSUMPTION

Articles and Countries from which Imported	MONTH OF FEBRUARY 1957		TWO MONTHS ENDED FEBRUARY 1957		Class Number
	Quantities	Values (\$)	Quantities	Values (\$)	
335 GERMANY W		4168		15230	
347 JAPAN		123		203	
354 NETHRLNDS		53		53	
375 SWEDEN		161		299	
376 SWITZRLND				933	
400 U STATES		7853		23175	
HINGES AND BUTTS		25198		69699	
	LB				5381
100 U KINGDOM	21813	5753	29606	7910	
306 BELGIUM	3150	712	3707	878	
335 GERMANY W	13025	2649	38100	9453	
347 JAPAN	14048	2416	38023	8245	
375 SWEDEN	3457	978	6495	1735	
400 U STATES	81020	54479	156883	106031	
CUT NAILS	136513	66987	272814	134252	
	CWT				5391
100 U KINGDOM	60	537	66	672	
400 U STATES	635	13246	779	19420	
	695	13783	845	20092	
RAILWAY SPIKES AND SPIKES NOP					
	CWT				5392
100 U KINGDOM	15	100	15	100	
400 U STATES	32	295	123	1199	
	47	395	138	1299	
TACKS ALL KINDS N O P					
	LB				5393
100 U KINGDOM			127	56	
335 GERMANY W			1080	292	
400 U STATES	3407	1331	4936	2280	
	3407	1331	6143	2628	
WIRE NAILS OVER ONE INCH					
	CWT				5394
100 U KINGDOM	15655	106564	22520	153555	
306 BELGIUM	140	1044	140	1044	
335 GERMANY W	2624	18952	2624	18952	
347 JAPAN	250	2502	250	2502	
354 NETHRLNDS			752	4568	
400 U STATES	1551	21015	2952	41371	
	20220	150077	29238	221992	
NAILS AND BRADS N O P					
	LB				5395
100 U KINGDOM	12341	2834	17696	4097	
335 GERMANY W	1162	252	6071	1907	
375 SWEDEN			1000	239	
400 U STATES	15017	5970	49428	15066	
	28520	9056	74195	21309	
HAND SEWING NEEDLES					
					5400
100 U KINGDOM		1321		2705	
335 GERMANY W		1036		1036	
347 JAPAN				133	
400 U STATES		120		685	
		2477		4559	
SPRING BEARD AND LATCH NEEDLES					
	M				5401
100 U KINGDOM	54	2585	120	5885	
317 CZECHO S			15	525	
327 FRANCE	8	382	19	827	
335 GERMANY W	12	459	52	875	
376 SWITZRLND			1	61	
400 U STATES	280	10543	618	22261	
	354	13969	825	30434	
NEEDLES N O P					
					5402
100 U KINGDOM		10226		31630	
306 BELGIUM				2230	
327 FRANCE		286		286	
335 GERMANY W		3030		6961	
344 ITALY				807	
347 JAPAN		304		1059	
354 NETHRLNDS		373		501	
376 SWITZRLND				140	
400 U STATES		41611		55309	
		55830		98923	
PINS N O P					
	LB				5403
100 U KINGDOM	43860	28319	67918	44643	
335 GERMANY W	257	169	2399	1828	
400 U STATES	6865	6532	15019	14775	
	50982	35020	85336	61246	
PINS FOR MARKING SYSTEMS					
	LB				5404
400 U STATES	1522	2637	5588	7622	
	1522	2637	5588	7622	
NUTS AND BOLTS WASHERS RIVETS					
	LB				5411
100 U KINGDOM	174395	36925	479847	91842	
327 FRANCE	2910	694	10564	1869	
335 GERMANY W	3840	2048	19530	7215	
344 ITALY	47375	4777	50865	5384	
347 JAPAN	28482	5879	29931	6554	
354 NETHRLNDS	30836	6973	73904	13398	
375 SWEDEN	596	1141	10151	5304	
400 U STATES	1189491	499466	2484499	1040354	
	1477925	557903	3159291	1171920	
MACHINE AND OTHER SCREWS N O P					
					5412
100 U KINGDOM		22007		27114	
306 BELGIUM		1566		1566	
335 GERMANY W		171		852	
344 ITALY		79		198	
354 NETHRLNDS				671	
375 SWEDEN				97	
400 U STATES		229856		465458	
		253679		495956	
WOOD SCREWS OF IRON OR STEEL					
					5413
100 U KINGDOM		519		519	

IMPORTS INTO CANADA FOR CONSUMPTION

52

Articles and Countries from which Imported	MONTH OF FEBRUARY 1957		TWO MONTHS ENDED FEBRUARY 1957		Class Number
	Quantities	Values (\$)	Quantities	Values (\$)	
231 HONG KONG				768	
335 GERMANY W		3034		4368	
347 JAPAN		505		1650	
354 NETHRLNDS				54	
375 SWEDEN		995		1813	
400 U STATES		3128		8463	
		8181		17643	
FISH HOOKS COMMERCIAL					5421
100 U KINGDOM		168		403	
359 NORWAY		10044		14235	
400 U STATES		1591		5589	
		11803		20227	
HARDWARE N O P					5422
100 U KINGDOM		22720		42159	
231 HONG KONG		964		1223	
335 GERMANY W		5421		25421	
375 SWEDEN		372		379	
400 U STATES		224617		441740	
		254094		510911	
LOCKS OF IRON OR STEEL					5423
100 U KINGDOM		1578		3011	
231 HONG KONG		156		254	
335 GERMANY W		2821		4775	
344 ITALY				483	
400 U STATES		54280		112323	
		58835		120847	
SKATES ICE					5425
	PR				
100 U KINGDOM	7476	11568	7480	11633	
400 U STATES			106	109	
	7476	11568	7586	11742	
SKATES ROLLER					5426
	PR				
400 U STATES	5543	9337	8443	13807	
	5543	9337	8443	13807	
CARPET SWEEPERS					5441
	NO				
400 U STATES	952	4365	1320	5831	
	952	4365	1320	5831	
CLEANERS ELECTRIC VACUUM					5442
	NO				
100 U KINGDOM	1371	32136	3664	79853	
318 DENMARK	48	1510	48	1510	
335 GERMANY W	350	9984	450	12658	
354 NETHRLNDS	543	11658	893	19792	
400 U STATES	10795	373681	16504	608271	
	13107	428969	21559	722084	
CLEANERS HAND VACUUM AND PARTS					5443
100 U KINGDOM		28243		69115	
335 GERMANY W		189		189	
347 JAPAN		123		752	
354 NETHRLNDS		2892		2892	
375 SWEDEN		187		2016	
400 U STATES		133443		257705	
		165077		332669	
CLOTHES WRINGERS DOMESTIC					5444
400 U STATES		41716		62453	
		41716		62453	
SEWING MACHINES DOMESTIC					5445
	NO				
100 U KINGDOM	2032	73446	5900	155849	
335 GERMANY W	531	39147	580	42301	
344 ITALY	607	32832	1209	65669	
347 JAPAN	3644	67820	7810	136714	
354 NETHRLNDS	25	2496	63	5872	
372 SPAIN	40	2320	40	2320	
375 SWEDEN			40	2488	
376 SWITZRLND	232	17997	267	18962	
400 U STATES	1402	49197	2896	98440	
	8513	283255	18805	528615	
SEWING MACH ATTACHMNTS DOMESTIC					5446
100 U KINGDOM		4574		10071	
335 GERMANY W		478		1058	
344 ITALY		159		559	
347 JAPAN		1104		7496	
376 SWITZRLND		3937		8257	
400 U STATES		29645		61633	
		39897		89074	
SEWING MACHINE PARTS DOMESTIC					5447
100 U KINGDOM		41591		70253	
318 DENMARK		104		259	
327 FRANCE		177		446	
335 GERMANY W		1953		3053	
344 ITALY		541		1535	
347 JAPAN		356		10523	
375 SWEDEN				279	
376 SWITZRLND		679		1246	
400 U STATES		68721		112957	
		114122		200551	
CLOTHES DRYERS DOMESTIC ELECTRIC					5448
	NO				
400 U STATES	2157	379011	3106	643764	
	2157	379011	3106	643764	
WATER PUMPS DOMESTIC					5449
	NO				
100 U KINGDOM	196	1645	364	3259	
400 U STATES	93	4238	177	10745	
	289	5883	541	14004	
WASHING MACHINES ELECTRIC					5450
	NO				
100 U KINGDOM	25	2268	111	7710	
400 U STATES	2728	369553	7659	1102503	
	2747	371821	7770	1110213	

IMPORTS INTO CANADA FOR CONSUMPTION

Articles and Countries from which Imported	MONTH OF FEBRUARY 1957		TWO MONTHS ENDED FEBRUARY 1957		Class Number
	Quantities	Values (\$)	Quantities	Values (\$)	
WASHING MACH POWER NOT ELECT 400 U STATES	NO 11	1022	22	2001	5451
WASHING MACH HAND OPERATED	NO				5452
WASHING MACHINE PARTS 100 U KINGDOM 400 U STATES		791 496218 497009		1934 990256 992190	5453
IRONERS DOMESTIC ELECTRIC 400 U STATES	NO 28	4211	97	9111	5454
ARTICLES FOR SMELTING IRON 335 GERMANY W 400 U STATES		6378 121557 127935	97	9111 6378 321183 327561	5461
BLOWERS SMELTING APPARATUS 400 U STATES		154573		178703	5462
BUDDLES VANNERS SLIME TABLES 400 U STATES		154573		178703	5463
CAR LOADING MACHINES COAL 400 U STATES				509 509	5464
CHOCK RELEASE APPARATUS 100 U KINGDOM		339		72 72	5465
COAL HEADING MACHINES 400 U STATES		339		339	5466
MINERS LAMPS AND ACCESSORIES 100 U KINGDOM 375 SWEDEN 400 U STATES		310 310		2953 2953	5467
AMALGAM SAFES ORE SAMPLERS 100 U KINGDOM 400 U STATES		914		8062 198 94308 58252	5468
SUNDRY METALLURGICAL APPARATUS 100 U KINGDOM 327 FRANCE 335 GERMANY W 400 U STATES		4358 61398 65756		102568 4358 128932 133290	5469
DIAMOND DRILLS CORE DRILLS 100 U KINGDOM 400 U STATES		9141		38572 65806 9743 720537 834658	5470
MINE LOADING MACH CONVEYORS 100 U KINGDOM 375 SWEDEN 400 U STATES		74531 25825 100356		129048 43121 172169	5471
MACHINERY ALLUVIAL MINING 400 U STATES		50890		117780	5473
MACHINERY ORE HANDLING		1274		22147	5474
MACHINERY ORE CONCENTRATION 400 U STATES		1864571		2860207	5475
MACHINERY METAL REFINING 400 U STATES		1916735		3000134	5476
ORE CRUSHERS GRINDING MILLS 100 U KINGDOM 327 FRANCE 400 U STATES		162973		341930	5477
COAL CUTTERS AUGERS DRILLS 100 U KINGDOM 400 U STATES		162973		341930	5478
POWER DRIVEN PUMPS FOR MINES PUMPS PREC METAL EXTRACTION 400 U STATES		229037		389470	5479
ROCK DRILLS AND PARTS 100 U KINGDOM 375 SWEDEN 400 U STATES		229037		389470	5480
WELL DRILLING MACHINERY 100 U KINGDOM 305 AUSTRIA 335 GERMANY W 347 JAPAN 400 U STATES		6249		17519	5481
ADDING MACHINES AND PARTS 100 U KINGDOM 306 BELGIUM 335 GERMANY W		6249		17519	5482
		2696		5949	
		454298		16498	
		456994		1001179	
		837		1023626	
		28027		837	
		29664		40166	
		58029		41003	
		58029			
	NO	8643			
	205	76855	255	32819	
	64	253266	133	116370	
	269	338764	388	488629	
		78629		637818	
		78122			
		455			
		2326			
		4673056		231828	
		4832588		78122	
				455	
				2326	
				10634500	
				10947231	
	NO				
	253	34718	495	68988	5500
	63	1260	63	1260	
	247	27567	427	49287	

IMPORTS INTO CANADA FOR CONSUMPTION

Articles and Countries from which Imported	MONTH OF FEBRUARY 1957		TWO MONTHS ENDED FEBRUARY 1957		Class Number
	Quantities	Values (\$)	Quantities	Values (\$)	
344 ITALY	100	17692	100	17692	
359 NORWAY	47	2826	60	3435	
375 SWEDEN	199	18505	289	29182	
400 U STATES	474	183025	714	330036	
	1383	285593	2148	499880	
BOOKKEEPING MACHINES AND PARTS	NO				5501
100 U KINGDOM	13	29646	13	57235	
327 FRANCE		4113	1	24672	
335 GERMANY W	92	21169	142	40399	
344 ITALY	65	18632	572	116694	
354 NETHRLNOS	91	26068	141	34721	
375 SWEDEN	90	17234	195	38204	
376 SWITZRLND	10	1202	47	6212	
400 U STATES	800	1467471	1797	3276105	
	1161	1585535	2908	3594242	
CASH REGISTERS					5502
359 NORWAY		7425		9133	
375 SWEDEN		49013		87541	
400 U STATES		14933		27633	
		71371		124307	
CASH REGISTER PARTS					5503
375 SWEDEN		758		758	
400 U STATES		178941		381754	
		179699		382512	
DICTATING MACHINES AND PARTS					5504
100 U KINGDOM		1442		87566	
318 DENMARK		1098		3390	
335 GERMANY W		54		2704	
376 SWITZRLND		15814		21007	
400 U STATES		144710		301656	
		163118		416323	
TYPEWRITERS	NO				5505
100 U KINGDOM	1782	147529	3716	308916	
335 GERMANY W	228	14224	329	20751	
344 ITALY	208	8320	863	100538	
354 NETHRLNOS	1000	31161	4000	124459	
375 SWEDEN	21	779	41	1521	
376 SWITZRLND			100	6879	
390 GERMANY E			127	3874	
400 U STATES	1441	64725	2922	140922	
	4680	266738	12098	707860	
TYPEWRITER PARTS					5506
100 U KINGDOM		6797		20854	
317 CZECHO S		57		57	
327 FRANCE		1806		3892	
335 GERMANY W		1855		5114	
344 ITALY		1982		7032	
375 SWEDEN				2114	
376 SWITZRLND				1239	
400 U STATES		440254		1226225	
		452751		1266527	
MACHINERY 412A PAPER WORKING					5511
100 U KINGDOM		8081		22608	
234 AUSTRALIA				84	
306 BELGIUM				3066	
317 CZECHO S		2720		2720	
327 FRANCE		960		960	
335 GERMANY W		132075		177522	
344 ITALY		750		8515	
354 NETHRLNDS		80		80	
375 SWEDEN		150		150	
376 SWITZRLND		317		1600	
390 GERMANY E		3033		3033	
400 U STATES		1185981		2254025	
		1334147		2474363	
MACHINERY 412A CELLULOSE					5512
400 U STATES		422		523	
		422		523	
NEWSPAPER PRESSES AND PARTS	NO				5513
100 U KINGDOM		301		946	
375 SWEDEN	1	23114	1	23114	
400 U STATES		83187	1	195249	
	1	106602	2	219309	
FLAT BED CYL PRESSES AND PARTS	NO				5514
400 U STATES	2	12234	6	34326	
	2	12234	6	34326	
PRINTING PRESSES	NO				5515
100 U KINGDOM	238	31129	357	81566	
317 CZECHO S	3	4804	3	4923	
318 DENMARK	82	2299	84	2503	
327 FRANCE		549		1209	
335 GERMANY W	40	64396	49	136120	
375 SWEDEN		298	1	6010	
376 SWITZRLND		140		140	
390 GERMANY E			2	4666	
400 U STATES	1226	587779	1801	1138765	
	1589	691394	2297	1375902	
TYPECASTING MACHINES AND PARTS					5516
100 U KINGDOM		1343		1343	
376 SWITZRLND		178		178	
400 U STATES		170425		399823	
		171946		401344	
TYPENAKING ACCESSORIES AND PTS					5517
100 U KINGDOM				2017	
335 GERMANY W				68	
400 U STATES		4508		9377	
		4508		11462	

IMPORTS INTO CANADA FOR CONSUMPTION

Articles and Countries from which Imported	MONTH OF FEBRUARY 1957		TWO MONTHS ENDED FEBRUARY 1957		Class Number
	Quantities	Values (\$)	Quantities	Values (\$)	
SHOVELS POWER NOT MADE CANADA	NO				5 518
400 U STATES	92	308790	142	802233	
SHOVELS POWER KIND MADE CANADA	NO				5 519
400 U STATES	49	1347358	72	1765475	
SHOVELS POWER PARTS OF					5 520
100 U KINGDOM		6028		11668	
344 ITALY				62	
400 U STATES		909514		1676105	
AIR COMPRESSING MACH AND PARTS		915542		1687835	5 521
100 U KINGDOM		30967		83076	
305 AUSTRIA		5766		5766	
306 BELGIUM				326	
318 DENMARK				104	
327 FRANCE				641	
335 GERMANY W		5023		5417	
375 SWEDEN		20575		45073	
376 SWITZRLND				3357	
400 U STATES		1009756		2647218	
BAKERY MACHINERY AND PARTS		1072087		2790978	5 522
100 U KINGDOM		18585		27852	
318 DENMARK		440		440	
354 NETHRLNDS				150	
375 SWEDEN				473	
400 U STATES		201790		519176	
BOX END MACHINERY AND PARTS		220815		548091	5 523
COAL CARBONIZING MACH AND PTS					5 524
400 U STATES		206		1277	
SEWING MACHINES INDUSTRIAL	NO				5 525
100 U KINGDOM	200	9556	204	12386	
306 BELGIUM		229	2	926	
318 DENMARK		144		144	
327 FRANCE			1	224	
335 GERMANY W	478	48036	479	48611	
347 JAPAN				6846	
375 SWEDEN		52		52	
376 SWITZRLND			10	3548	
400 U STATES	454	202519	795	361423	
CLAY PRODUCTS MACH AND PARTS	1132	260536	1491	434160	5 526
400 U STATES		20296		47873	
COAL COKE AND GAS MACH AND PTS		20296		47873	5 527
100 U KINGDOM		1749		1749	
400 U STATES		438232		757575	
WASTE RECOVERY MACH AND PARTS		439981		759324	5 528
335 GERMANY W				306	
400 U STATES		119133		250127	
COAL HANDLING MACHINES AND PTS		119133		250433	5 529
400 U STATES		21439		31297	
CONCRETE MIXING MACH AND PARTS	NO				5 530
100 U KINGDOM				413	
335 GERMANY W		422	4	13519	
400 U STATES	33	73280	53	111435	
ROCK DRILL BITS	33	73702	57	125367	5 531
100 U KINGDOM	NO				
375 SWEDEN	36	128	330	2786	
400 U STATES	5932	57512	17378	176650	
DENTAL ENGINES ELECTRIC	17004	82165	28566	174092	5 532
100 U KINGDOM	22972	139805	46274	353528	
400 U STATES	NO				
DIES FOR STAMPING METAL PLATES	5	710	16	2402	5 533
375 SWEDEN	35	3715	49	5923	
HAND FIRE EXTINGUISHERS	40	4425	65	8325	5 534
100 U KINGDOM		4204		8493	
400 U STATES		100784		235601	
FERTILIZER MACHINERY AND PARTS		104988		244094	5 535
100 U KINGDOM				14792	
318 DENMARK				80	
335 GERMANY W				183	
359 NORWAY		273		273	
400 U STATES		6104		16054	
FISH PREPARING MACH AND PARTS		6377		31382	5 536
335 GERMANY W		2575		38054	
375 SWEDEN				8314	
400 U STATES		4183		4700	
REFRIGERATING MACH AND PARTS		6758		51068	5 537
100 U KINGDOM				2589	
318 DENMARK				844	
400 U STATES		486752		887782	
		486752		891215	

IMPORTS INTO CANADA FOR CONSUMPTION

Articles and Countries from which Imported	MONTH OF FEBRUARY 1957		TWO MONTHS ENDED FEBRUARY 1957		Class Number
	Quantities	Values (\$)	Quantities	Values (\$)	
LAWN MOWERS POWER AND PARTS	N0				5 538
100 U KINGDOM	560	24160	640	29837	
400 U STATES	4149	298735	5705	415149	
	4709	322895	6345	444986	
LAWN MOWERS N O P	N0				5 539
100 U KINGDOM	4540	32939	6816	49733	
400 U STATES	5137	60871	5360	64128	
	9677	93810	12176	113861	
LEATHER MACHINERY AND PARTS				96	5 540
335 GERMANY W				44448	
400 U STATES		13673		44544	
		13673			
LOGGING MACHINERY AND PARTS					5 541
100 U KINGDOM		53305		96980	
335 GERMANY W		1297		13922	
347 JAPAN		5338		11435	
354 NETHRLNDS		2986		6627	
375 SWEDEN		78		78	
400 U STATES		1101684		2449617	
		1164688		2578659	
METAL DRILLING MACH AND PARTS					5 542
100 U KINGDOM		58634		125042	
306 BELGIUM		17127		18408	
317 CZECHO S		1877		4806	
335 GERMANY W		9375		10890	
344 ITALY		9330		10522	
354 NETHRLNDS		4638		4806	
375 SWEDEN				1763	
376 SWITZRLND		13844		13844	
400 U STATES		429098		645386	
		543923		835467	
METAL GRINDING MACH AND PARTS					
100 U KINGDOM		74599		153274	
306 BELGIUM		7990		7990	
317 CZECHO S		94		94	
318 DENMARK				12715	
327 FRANCE		141		141	
335 GERMANY W		6665		41187	
344 ITALY		2556		6199	
354 NETHRLNDS				425	
375 SWEDEN		8056		31254	
376 SWITZRLND		6001		15017	
400 U STATES		725348		1279495	
		831450		1547791	
METALWORKING LATHES AND PARTS					5 544
100 U KINGDOM		126516		297311	
306 BELGIUM		1826		1826	
317 CZECHO S		6670		28795	
335 GERMANY W		20924		63501	
344 ITALY		6796		13216	
375 SWEDEN		501		501	
376 SWITZRLND		3655		5980	
400 U STATES		359168		878711	
		526056		1289841	
METAL MILLING MACHINES AND PTS					5 545
100 U KINGDOM		44346		73210	
306 BELGIUM				706	
317 CZECHO S		9709		20080	
318 DENMARK				4544	
327 FRANCE				601	
335 GERMANY W		13646		43412	
344 ITALY		5021		36367	
375 SWEDEN				4617	
376 SWITZRLND		254		254	
400 U STATES		162398		432586	
		235374		616377	
METALWORKING PLANERS AND PARTS				106	5 546
100 U KINGDOM				165772	
400 U STATES		163507		165878	
		163507			
METALWORKING PRESSES AND PARTS					5 547
100 U KINGDOM		14536		35035	
335 GERMANY W		4112		26611	
344 ITALY				4790	
376 SWITZRLND				110	
400 U STATES		748166		1419010	
		766814		1485556	
METAL ROLLING MILL MCH AND PTS					5 548
100 U KINGDOM				9246	
335 GERMANY W		149050		829144	
400 U STATES		232331		759640	
		381381		1598030	
METAL SHAPERS SLOTTERS AND PTS					5 549
100 U KINGDOM		16947		29702	
335 GERMANY W		88		12865	
375 SWEDEN				580	
400 U STATES		58611		226129	
		75646		269276	
METALWORKING MCH N O P AND PTS					5 550
100 U KINGDOM		42192		76030	
305 AUSTRIA		432		432	
318 DENMARK		375		375	
327 FRANCE		104		1722	
335 GERMANY W		21674		53133	
375 SWEDEN		3051		7578	
376 SWITZRLND		334		652	

IMPORTS INTO CANADA FOR CONSUMPTION

Articles and Countries from which Imported	MONTH OF FEBRUARY 1957		TWO MONTHS ENDED FEBRUARY 1957		Class Number
	Quantities	Values (\$)	Quantities	Values (\$)	
400 U STATES		1 303 516		2 423 680	
MOTION PICTURE PROJECTORS		1 371 678		2 563 602	5 551
100 U KINGDOM		4 573		7 801	
305 AUSTRIA		5 329		15 920	
327 FRANCE		9 51		9 51	
335 GERMANY W				2 69	
344 ITALY		2 32		2 32	
347 JAPAN				5 991	
354 NETHRLNDS				2 54	
375 SWEEOEN				2 07	
376 SWITZRLMO				2 495	
400 U STATES		1 800 46		4 282 09	
CRANES ETC NOT MADE IN CANAOA	NO	1 911 31		4 623 29	5 552
100 U KINGDOM	1	7 76		8 126	
375 SWEEOEN	7	11 214	37	34 963	
400 U STATES	81	3 873 47	144	60 395 7	
CRANES ETC KING MADE IN CANAOA	NO	3 993 37	184	64 704 6	5 553
100 U KINGDOM	157	2 383 8	228	5 702 3	
335 GERMANY W	23	10 77	23	10 77	
347 JAPAN			29	6 29	
359 NORWAY	4	3 193	4	3 193	
375 SWEDEN			1	4 824	
400 U STATES	332	6 150 97	885	14 850 88	
CRANES HOISTS ETC NOP PARTS OF	516	6 432 05	1 170	15 518 34	5 554
100 U KINGDOM		2 681 5		3 245 9	
335 GERMANY W		9 653		9 801	
354 NETHRLNOS		1 504		1 504	
359 NORWAY		2 98		5 03	
375 SWEDEN				1 403	
400 U STATES		2 623 58		5 260 80	
OZONE GENERATORS ANO PARTS		3 006 28		5 717 50	5 555
400 U STATES		4 06		4 06	
PAPER MILL MACHINES ANO PARTS		4 06		4 06	5 556
100 U KINGDOM		3 577 36		4 668 67	
305 AUSTRIA		1 346		1 346	
335 GERMANY W		2 368 8		30 393	
375 SWEEOEN		2 192		2 192	
400 U STATES		11 440 53		22 038 09	
PULP MILL MACHINES AND PARTS		15 290 15		27 046 07	5 557
100 U KINGDOM		1 349		1 610	
335 GERMANY W		3 13		3 13	
375 SWEDEN		15 795		17 326	
400 U STATES		2 512 24		62 396 1	
POWER PUMPS N O P AND PARTS	NO	2 686 81		64 321 0	5 558
100 U KINGDOM	204	4 274 8	502	11 428 1	
318 DENMARK	2	8 22	2	8 22	
335 GERMANY W	150	14 49	203	10 156	
344 ITALY		9 62		1 983	
375 SWEDEN	87	16 369	111	3 523	
376 SWITZRLND		204	1	1 415	
400 U STATES	3 498	8 619 41	6 507	17 786 18	
RIFLE MAKING MACHINERY	3 941	9 244 95	7 326	19 425 28	5 559
306 BELGIUM		3 314		3 314	
400 U STATES		7 047		4 299 8	
ROAD MAKING MACHINERY ANO PTS		10 361		4 631 2	5 560
100 U KINGDOM				1 382	
400 U STATES		5 778 88		12 015 66	
TRENCH ANO OITCH MACH ANO PTS		5 778 88		12 029 48	5 561
100 U KINGDOM		5 6		5 6	
400 U STATES		3 119		9 549	
RDLLERS STREET ROAD ANO PARTS	NO	3 175		9 605	5 562
100 U KINGDOM		7 84		7 84	
335 GERMANY W			1	3 280	
400 U STATES	18	8 850 3	27	11 315 7	
ROLLS CAST FOR ROLLING STEEL	18	8 928 7	28	11 722 1	5 563
100 U KINGDOM		3 709		8 056	
400 U STATES		7 622 3		31 437 5	
SAWMILL MACHINERY ANO PARTS		7 993 2		32 243 1	5 564
305 AUSTRIA		5 32		5 32	
306 BELGIUM		9 518		14 270	
335 GERMANY W		15 489		26 089	
400 U STATES		11 898 4		17 983 6	
SCRAPERS RAILWAY OR ROAD		14 452 3		22 072 7	5 565
400 U STATES		1 288 95		3 699 72	
SHOE MACHINERY ANO PARTS		1 288 95		3 699 72	5 566
100 U KINGDOM		3 310		8 472	
318 DENMARK		9 63		9 63	
335 GERMANY W		6 110		8 542	
344 ITALY				3 504	
354 NETHRLNOS		1 380		1 380	

IMPORTS INTO CANADA FOR CONSUMPTION

Articles and Countries from which Imported	MONTH OF FEBRUARY 1957		TWO MONTHS ENDED FEBRUARY 1957		Class Number
	Quantities	Values (\$)	Quantities	Values (\$)	
376 SWITZRLND		785		785	
400 U STATES		21365		184199	
ROLLS CAST FOR ROLLING PAPER		103913		207845	5567
100 U KINGDOM				42863	
400 U STATES		38622		71698	
STAVE MAKING MACH AND PARTS		38622		114561	5568
STREET CLEANING MACH AND PARTS					5569
100 U KINGDOM				217	
335 GERMANY W		2295		18051	
400 U STATES		26173		193120	
BEEF SUGAR MACHINERY AND PARTS		26173		211388	5570
400 U STATES		31263		31815	
VENEER DRYING MACHINES AND PTS		31263		31815	5571
400 U STATES		1404		3609	
WATER METERS N O P AND PARTS		1404		3609	5572
100 U KINGDOM	NO				
335 GERMANY W	12	1250	12	1674	
400 U STATES		156		156	
	1	1922	15	12301	
WATER TURBINES AND PARTS	13	3328	27	14131	5573
100 U KINGDOM		86190		127746	
327 FRANCE		1116		1116	
375 SWEDEN				7740	
400 U STATES		44554		48209	
WIRE STITCHER STAPLERS AND PTS		131860		184811	5574
100 U KINGDOM		928		6462	
335 GERMANY W		198		799	
375 SWEDEN		10783		11370	
400 U STATES		79085		192153	
YARN CORD FABRIC MACH AND PTS		90994		210784	5575
100 U KINGDOM		282130		503430	
306 BELGIUM		143		143	
317 CZECHO S		190		1348	
327 FRANCE		1508		1508	
335 GERMANY W		15521		20519	
344 ITALY		2132		2226	
354 NETHRLNDS		98		98	
375 SWEDEN		81		81	
376 SWITZRLND		2825		11939	
390 GERMANY E		103		103	
400 U STATES		1790278		3681465	
ALL MACHINERY N O P AND PARTS		2095009		4222860	5576
100 U KINGDOM		470973		1059087	
207 UN SO AFR		67		67	
231 HONG KONG				749	
236 NEW ZEAL				150	
305 AUSTRIA		1143		34619	
306 BELGIUM		11331		14456	
317 CZECHO S		417		724	
318 DENMARK		43614		44634	
327 FRANCE		59045		70120	
335 GERMANY W		134368		351466	
344 ITALY		88218		91702	
347 JAPAN		17219		23520	
354 NETHRLNDS		26936		53405	
359 NORWAY				2347	
375 SWEDEN		56597		219639	
376 SWITZRLND		20362		90653	
381 ALASKA				907	
400 U STATES		9008079		17488544	
CIGARETTE CIGAR MACH AND PARTS		9938369		19546789	5577
100 U KINGDOM		16539		193703	
335 GERMANY W		13950		13950	
375 SWEDEN				347	
400 U STATES		71612		103944	
VENEER OR PLYWOOD MACH AND PTS		102101		311944	5578
100 U KINGDOM		288		288	
335 GERMANY W		395		395	
376 SWITZRLND				2021	
400 U STATES		72199		94539	
PURIFIERS FOR FISH OILS		72882		97243	5579
400 U STATES				68	
FORGED STEEL ROLLS				68	5580
100 U KINGDOM		38485		48323	
335 GERMANY W		186		186	
400 U STATES		36191		129555	
FIXED METERS GAUGES FOR LIQUID		74862		178064	5581
100 U KINGDOM		699		874	
335 GERMANY W				202	
359 NORWAY		357		357	
400 U STATES		32548		91031	
		33604		92464	

IMPORTS INTO CANADA FOR CONSUMPTION

Articles and Countries from which Imported	MONTH OF FEBRUARY 1957		TWO MONTHS ENDED FEBRUARY 1957		Class Number
	Quantities	Values (\$)	Quantities	Values (\$)	
AIR CONDITIONING APPARATUS N O P					
100 U KINGDOM		30894		42831	5582
306 BELGIUM		57		57	
335 GERMANY W		50		1772	
375 SWEDEN		9955		9955	
376 SWITZRLND		140		140	
400 U STATES		886529		1740693	
		927625		1795448	
DIES IN THE ROUGH					
100 U KINGDOM		2022		2078	5583
400 U STATES		3619		9202	
		5641		11280	
BOTTLING MACHINES AND PARTS					
100 U KINGDOM		400		930	5584
335 GERMANY W		3977		12359	
400 U STATES		495585		923140	
		499962		936429	
BULLDOZERS EARTHMOVERS AND PTS					
NO					5585
100 U KINGDOM	3	7574	8	20581	
234 AUSTRALIA				153	
344 ITALY				1659	
381 ALASKA				1591	
400 U STATES	76	1179503	183	2168711	
	79	1187077	191	2192695	
CONVEYING EQUIPMENT AND PARTS					
100 U KINGDOM		37834		105384	5586
327 FRANCE		2012		2012	
335 GERMANY W				631	
375 SWEDEN				145	
400 U STATES		767602		1545799	
		807448		1653971	
POWER JACKS AND PARTS					
NO					5587
100 U KINGDOM	321	3904	341	5891	
335 GERMANY W			1	154	
375 SWEDEN	12	2349	12	2349	
400 U STATES	4518	141412	8321	277832	
	4851	147665	8675	286226	
STONE CRUSHING MACH AND PARTS					
100 U KINGDOM		7354		7354	5588
400 U STATES		294901		611175	
		302255		618529	
WOODWORKING MACH AND PARTS N O P					
100 U KINGDOM		44838		66554	5589
306 BELGIUM		1260		1260	
335 GERMANY W		7877		18972	
354 NETHRLNDS		1170		1170	
375 SWEDEN		67240		69723	
376 SWITZRLND		115		115	
400 U STATES		355017		659181	
		477517		816975	
AIR CONDITIONERS ROOM SIZE					
NO					5590
400 U STATES	3297	546512	3921	703810	
	3297	546512	3921	703810	
SPRINGS FOR SURGICAL TRUSSES					
LB					5591
SPRINGS FOR RAILWAY VEHICLES					
100 U KINGDOM				88	5592
400 U STATES		18312		32358	
		18312		32446	
SPRINGS FOR OTHER VEHICLES					
400 U STATES		911		3466	5593
		911		3466	
SPRINGS FOR FURNITURE					
400 U STATES		13987		24779	5594
		13987		24779	
SPRINGS FOR CLOCKS					
400 U STATES		304		2408	5595
		304		2408	
BATHS BATHTUBS IRON OR STEEL					
100 U KINGDOM		52		559	5600
335 GERMANY W		4604		8963	
400 U STATES		59143		112265	
		63799		121787	
BASINS CLOSETS SINKS					
100 U KINGDOM		5499		16099	5601
335 GERMANY W				3132	
375 SWEDEN		11154		20924	
400 U STATES		104534		180737	
		121187		220892	
CONTAINERS TINPLATE FOR FOOD					
400 U STATES		77409		158993	5602
		77409		158993	
CONTAINERS TINPLATE N O P					
100 U KINGDOM		222		424	5603
381 ALASKA				84	
400 U STATES		121990		237571	
		122212		238079	
HOLLOW WARE ENAMELLED IRON					
100 U KINGDOM				56	5604
306 BELGIUM		256		256	
318 DENMARK				170	
335 GERMANY W				321	
400 U STATES		26115		41343	
		26371		42146	
HOLLOW WARE IRON N O P					
100 U KINGDOM		1555		5065	5605

IMPORTS INTO CANADA FOR CONSUMPTION

Articles and Countries from which Imported	MONTH OF FEBRUARY 1957		TWO MONTHS ENDED FEBRUARY 1957		Class Number
	Quantities	Values (\$)	Quantities	Values (\$)	
327 FRANCE				748	
335 GERMANY W		113		1637	
347 JAPAN		1519		5591	
354 NETHRLNDS		94		94	
375 SWEDEN				478	
400 U STATES		231091		559853	
		234372		573466	
KITCHEN DAIRY HOLLOW WARE TIN					5606
100 U KINGDOM		4041		4259	
335 GERMANY W				812	
400 U STATES		25333		33766	
		29374		38837	
MFRS OF TIN AND TINPLATE N O P					5607
100 U KINGDOM		1141		7107	
327 FRANCE				111	
335 GERMANY W		1936		2661	
344 ITALY		312		312	
347 JAPAN		356		1295	
352 MEXICO		161		161	
354 NETHRLNDS		2072		2193	
381 ALASKA				104	
400 U STATES		218094		448443	
		224072		462387	
ANVILS AND VISES					5621
100 U KINGDOM		6130		13933	
335 GERMANY W		591		893	
344 ITALY		444		444	
347 JAPAN				676	
354 NETHRLNDS		78		78	
375 SWEDEN				201	
400 U STATES		24293		43840	
		31536		60065	
AUGERS BITS AND DRILLS					5622
100 U KINGDOM		51017		114452	
234 AUSTRALIA		8011		20984	
305 AUSTRIA		311		311	
327 FRANCE		1008		1762	
335 GERMANY W		13698		23458	
344 ITALY		562		562	
347 JAPAN		1252		1252	
354 NETHRLNDS		529		529	
375 SWEDEN		1348		9764	
376 SWITZRLND				120	
400 U STATES		109260		212501	
		186996		385695	
AXES					5623
	DOZ				
100 U KINGDOM	111	1839	150	2224	
335 GERMANY W	224	2748	384	4954	
375 SWEDEN	563	5736	873	8114	
400 U STATES	67	1770	129	3289	
	965	12093	1536	18581	
FILES N O P AND RASPS					5624
	DOZ				
100 U KINGDOM	3572	11927	7074	22584	
335 GERMANY W	144	645	277	1210	
347 JAPAN			500	971	
375 SWEDEN			801	2429	
376 SWITZRLND	19	51	54	420	
400 U STATES	9621	39375	13837	61629	
	13356	51998	22543	89243	
HACK SAW BLADES					5625
100 U KINGDOM		2859		9128	
335 GERMANY W		537		1261	
375 SWEDEN		430		430	
400 U STATES		11224		31917	
		15050		42736	
SAWS N O P					5626
100 U KINGDOM		5636		14999	
317 CZECHO S				558	
318 DENMARK		733		1004	
335 GERMANY W		4783		7368	
347 JAPAN				2023	
359 NORWAY		3008		3008	
375 SWEDEN		5163		12439	
400 U STATES		26842		49852	
		46165		91251	
WRENCHES					5627
100 U KINGDOM		5294		13903	
305 AUSTRIA				679	
335 GERMANY W		20976		44893	
344 ITALY		386		386	
347 JAPAN		1779		8443	
375 SWEDEN		92		1881	
376 SWITZRLND		67		67	
400 U STATES		242026		422488	
		270620		492740	
ADZES CLEAVERS HATCHETS PLANES					5628
100 U KINGDOM		13591		30196	
305 AUSTRIA		524		1767	
327 FRANCE		64		64	
335 GERMANY W		15411		23318	
347 JAPAN		64		1124	
375 SWEDEN		6061		8437	
376 SWITZRLND		151		151	
400 U STATES		99026		177783	
		134892		242840	

IMPORTS INTO CANADA FOR CONSUMPTION

Articles and Countries from which imported	MONTH OF FEBRUARY 1957		TWO MONTHS ENDED FEBRUARY 1957		Class Number
	Quantities	Values (\$)	Quantities	Values (\$)	
ENGINEERS PRECISION TOOLS					5629
100 U KINGDOM		35039		60423	
305 AUSTRIA		409		409	
318 DENMARK		781		781	
327 FRANCE		2291		4658	
335 GERMANY W		31547		67938	
344 ITALY		360		3504	
347 JAPAN		8941		16406	
354 NETHRLNDS		1200		2607	
375 SWEDEN		3941		24467	
376 SWITZRLND		301756		313676	
400 U STATES		258138		527581	
		644403		1022450	
TOOLS N O P					5630
100 U KINGDOM		45682		89308	
231 HONG KONG				276	
234 AUSTRALIA		56		56	
318 DENMARK		1253		1317	
327 FRANCE		3128		6188	
335 GERMANY W		31072		57643	
344 ITALY				756	
347 JAPAN		11177		29918	
354 NETHRLNDS		320		320	
375 SWEDEN		2229		5226	
376 SWITZRLND		989		1251	
400 U STATES		583542		1108737	
		679448		1300996	
FILES MANICURE					5631
100 U KINGDOM		84		2098	
335 GERMANY W		668		1601	
400 U STATES		2761		4114	
		3513		7813	
TOOLS FOR USE IN MACHINES					5632
100 U KINGDOM		49879		110502	
236 NEW ZEAL				100	
318 DENMARK				1258	
327 FRANCE		178		471	
335 GERMANY W		11793		25433	
344 ITALY		148		424	
354 NETHRLNDS				146	
375 SWEDEN				1537	
376 SWITZRLND		3287		3979	
400 U STATES		599564		1267599	
		664849		1411449	
AUTOMOBILES FREIGHT NEW	NO				5641
100 U KINGDOM		67	112	124114	
335 GERMANY W		130	315	306498	
400 U STATES		644	1236	5725938	
		841	1663	6156550	
AUTOS PASS NEW UNDER 1200 DOL	NO				5642
100 U KINGDOM		895	1460	1520420	
317 CZECHO S			1	710	
327 FRANCE			2	1834	
335 GERMANY W		657	2156	1580968	
400 U STATES			1	963	
		1552	3620	3104895	
AUTOS PASS NEW 1200 TO 2100DOL	NO				5643
100 U KINGDOM		165	431	582618	
335 GERMANY W		78	130	167400	
400 U STATES		99	270	512491	
		342	831	1262509	
AUTOS PASS NEW N O P	NO				5644
100 U KINGDOM		22	28	91205	
335 GERMANY W			3	8191	
400 U STATES		1724	4294	12616260	
		1746	4325	12713656	
MOTOR OMNIBUSES NEW	NO				5645
100 U KINGDOM		1	1	1243	
335 GERMANY W		3	47	55239	
400 U STATES		28	71	705913	
		32	119	762395	
PARTS OF MOTOR BUS BODIES 438 I					5646
100 U KINGDOM				442	
335 GERMANY W				1963	
400 U STATES		525271		1051096	
		525271		1053501	
AXLES BRAKES CLUTCHES TRUCK					5648
100 U KINGDOM		6779		8913	
335 GERMANY W		7265		12028	
400 U STATES		1756737		4152271	
		1770781		4173212	
AUTOMOBILE PARTS N O P					5650
100 U KINGDOM		354767		763434	
234 AUSTRALIA		1528		1528	
327 FRANCE		299		2751	
335 GERMANY W		106233		180599	
347 JAPAN		237		2487	
354 NETHRLNDS				268	
375 SWEDEN		2486		5556	
381 ALASKA		321		321	
400 U STATES		21011816		47148939	
		21477687		48105883	
BICYCLES N O P	NO				5651
100 U KINGDOM		8084	15624	298773	
317 CZECHO S		250	250	2632	
327 FRANCE		6	6	111	

IMPORTS INTO CANADA FOR CONSUMPTION

Articles and Countries from which Imported	MONTH OF FEBRUARY 1957		TWO MONTHS ENDED FEBRUARY 1957		Class Number
	Quantities	Values (\$)	Quantities	Values (\$)	
335 GERMANY W			385	7170	
344 ITALY			3	68	
400 U STATES	174	1486	185	1975	
BICYCLE PARTS	8514	159171	16453	310729	5652
100 U KINGDOM		30345		47705	
317 CZECHO S		62		4009	
335 GERMANY W		7706		11824	
347 JAPAN		188		1967	
400 U STATES		3146		4483	
CARS RAILWAY BOX AND FLAT	NO			69988	
400 U STATES			1	8685	5653
CARS RAILWAY PASSENGER	NO		1	8685	5654
CARS RAILWAY TANK	NO				5655
400 U STATES	33	195372	49	245698	
CARS RAILWAY N O P	33	195372	49	245698	5656
100 U KINGDOM	NO				
400 U STATES	20	45332	26	58867	
CARS RAILWAY PARTS OF	51	84259	52	86219	
100 U KINGDOM	71	129591	78	145086	5657
335 GERMANY W		18557		46691	
400 U STATES		384471		1123953	
MOTOR RAIL CARS AND PARTS		403028		1172264	5658
100 U KINGDOM	NO				
381 ALASKA		2806		5745	
400 U STATES	5	729128	8	1001843	
MOTOR CYCLES SIDE CARS AND PTS	5	732166	8	1007942	5660
100 U KINGDOM	NO				
305 AUSTRIA	401	226888	522	302086	
317 CZECHO S		118		118	
327 FRANCE			7	1109	
335 GERMANY W	66	13232	5	415	
344 ITALY		415	106	20954	
376 SWITZRLND		122		2362	
400 U STATES	9	14138	103	51725	
MOTOR VEHICLES N O P	476	254913	743	378891	5661
100 U KINGDOM	NO				
327 FRANCE	3	3477	4	4444	
335 GERMANY W	1	650	1	650	
400 U STATES	13	7732	14	9446	
TRACTION ENGINES NOP AND PARTS	73	157162	183	310420	5663
TRICYCLES N O P	90	169021	202	324960	5664
347 JAPAN	NO				
400 U STATES	21	82	21	82	
FRAMES FOR BICYCLES	371	1348	705	2697	5670
100 U KINGDOM	392	1430	726	2779	5671
TRUCKS BODIES FOR STREET CARS	NO				5672
FACTORY WAREHOUSE TRUCKS MOTOR					5674
100 U KINGDOM	2	3150	6	17790	
400 U STATES	56	255543	121	576250	
FORK LIFT TRUCKS AND PARTS	58	258693	127	594040	5680
100 U KINGDOM	NO				
335 GERMANY W	13	54763	29	99431	
400 U STATES	1	3081	1	3081	
ROLLER BEARINGS AND PARTS NOP	127	698605	273	1499961	5681
100 U KINGDOM	141	756449	303	1602473	5682
305 AUSTRIA		63564		114671	
306 BELGIUM		1097		2793	
335 GERMANY W		69998		83	
375 SWEDEN		112169		109303	
376 SWITZRLND		91		154524	
400 U STATES		656586		91	
ANCHORS FOR VESSELS		903505		1497966	5683
100 U KINGDOM	CWT				
400 U STATES	1124	12566	1348	16512	
BALL AND ROLR BRNGS FOR AUTOS	108	4121	232	9281	5682
100 U KINGDOM	1232	16687	1580	25793	5683
305 AUSTRIA		8985		14098	
335 GERMANY W		332		332	
354 NETHRLNDS		5351		12859	
375 SWEDEN		1766		1766	
400 U STATES		1624		1624	
BALLS ROLLERS FOR BEARINGS		303797		562643	5683
100 U KINGDOM		321855		593322	
327 FRANCE		6881		346	
335 GERMANY W		10297		10859	
375 SWEDEN		33044		14645	
400 U STATES		62715		33044	
		112937		146931	
				205825	

IMPORTS INTO CANADA FOR CONSUMPTION

Articles and Countries from which Imported	MONTH OF FEBRUARY 1957		TWO MONTHS ENDED FEBRUARY 1957		Class Number
	Quantities	Values (\$)	Quantities	Values (\$)	
BURNISHING BALLS					5684
400 U STATES		332		814	
		332		814	
BALL BEARINGS AND PARTS N O P					5685
100 U KINGDOM		48739		80527	
305 AUSTRIA		11882		33387	
335 GERMANY W		30030		55707	
344 ITALY				86	
354 NETHRLNDS				133	
375 SWEDEN		46858		73845	
376 SWITZRLND		248		248	
400 U STATES		504561		1129691	
		642318		1373624	
BOTTLES STEEL FOR GAS					5686
100 U KINGDOM		7840		7840	
220 BERMUDA		2910		4620	
224 JAMAICA				56	
400 U STATES		186849		285462	
		197599		297978	
BAYONETS SWORDS FOILS MASKS					5687
100 U KINGDOM		634		1203	
327 FRANCE		103		1052	
344 ITALY		138		138	
400 U STATES		546		546	
		1421		2939	
MATERIALS FOR CREAM SEPARATORS					5688
GALVANIZED RANGE BOILERS	NO				5689
100 U KINGDOM	145	1438	385	3873	
400 U STATES	804	17117	1723	35471	
	949	18555	2108	39344	
DRUMS CYLINDERS BARRELS TANKS					5690
100 U KINGDOM		645		9105	
335 GERMANY W		6107		6162	
376 SWITZRLND		128		128	
381 ALASKA		801		801	
400 U STATES		232076		457800	
		239757		473996	
FRAMES FOR PURSES RETICULES					5691
100 U KINGDOM		6860		13426	
305 AUSTRIA				810	
306 BELGIUM		3955		11471	
335 GERMANY W		6962		15101	
344 ITALY		556		1391	
372 SPAIN				882	
400 U STATES		14054		28076	
		32387		71157	
FURNITURE OF METAL					5692
100 U KINGDOM		28700		39715	
231 HONG KONG		74		165	
318 DENMARK		737		1047	
335 GERMANY W		2923		3882	
344 ITALY		979		1462	
347 JAPAN		54		54	
354 NETHRLNDS		721		1100	
376 SWITZRLND				181	
400 U STATES		715046		1264793	
		749234		1312399	
MATERIALS FOR BUOYS					5693
400 U STATES		5967		17235	
		5967		17235	
GOLF SHAFTS OF SEAMLESS STEEL					5694
100 U KINGDOM		18127		35191	
400 U STATES				949	
		18127		36140	
MATERIALS FOR RIFLES					5695
400 U STATES		5232		5232	
		5232		5232	
METAL PARTS FOR SHOTGUNS					5696
GUN BARRELS ROUGH BORED					5697
100 U KINGDOM		12053		12053	
		12053		12053	
GUNS RIFLES AIR GUNS FIREARMS					5698
100 U KINGDOM		4634		16195	
231 HONG KONG		279		279	
306 BELGIUM		3324		3952	
317 CZECHO S		5093		5159	
326 FINLAND				103	
327 FRANCE				1030	
335 GERMANY W		2852		5284	
344 ITALY				1254	
359 NORWAY		152		152	
372 SPAIN				252	
376 SWITZRLND		261		261	
400 U STATES		32015		63881	
		48610		97802	
GUNS NOT MADE IN CANADA					5699
100 U KINGDOM		8498		13254	
231 HONG KONG		2380		2380	
305 AUSTRIA				1188	
306 BELGIUM		33441		43759	
317 CZECHO S				614	
318 DENMARK				3439	
335 GERMANY W		934		934	
344 ITALY				870	

IMPORTS INTO CANADA FOR CONSUMPTION

Articles and Countries from which Imported	MONTH OF FEBRUARY 1957		TWO MONTHS ENDED FEBRUARY 1957		Class Number
	Quantities	Values (\$)	Quantities	Values (\$)	
372 SPAIN		148		1612	
375 SWEDEN		537452		537452	
376 SWITZRLND		130		130	
400 U STATES		542700		617133	
		1125683		1222765	
KNIFE FORK SCISSORS BLANKS					5700
100 U KINGDOM		1443		5730	
400 U STATES		2241		13370	
		3684		19100	
METAL PARTS LOOSELEAF BINDERS					5701
100 U KINGDOM		945		11895	
400 U STATES		41830		83358	
		42775		95253	
MAGIC LANTERNS AND SLIDES					5702
100 U KINGDOM		1004		2315	
327 FRANCE		630		630	
335 GERMANY W		489		1026	
347 JAPAN		1786		1931	
400 U STATES		37896		96248	
		41805		102150	
PRESSED STEEL BELT PULLEYS					5703
100 U KINGDOM		530		2168	
400 U STATES		8336		16702	
		8866		18870	
RAILWAY TIES FISH PLATES IRON					5704
100 U KINGDOM	CWT		62	377	
306 BELGIUM	23	144	23	144	
354 NETHRLNDS			86	531	
400 U STATES	964	9621	1663	16625	
	987	9765	1834	17677	
RAILWAY INTERSECTION LAYOUTS					5705
400 U STATES		4814		19982	
		4814		19982	
SAFES AND DOORS FOR VAULTS					5706
100 U KINGDOM		18334		32316	
359 NORWAY		1760		2357	
372 SPAIN				210	
400 U STATES		113564		204153	
		133658		239036	
STEEL WOOL					5708
400 U STATES		15848		35404	
		15848		35404	
LATH OF IRON OR STEEL					5709
100 U KINGDOM	CWT	109	173	2205	
400 U STATES	493	5899	893	11972	
	602	7293	1066	14177	
VALVES IRON OR STEEL N O P					5713
100 U KINGDOM		66583		128510	
305 AUSTRIA		466		2486	
335 GERMANY W		12510		13079	
344 ITALY				659	
354 NETHRLNDS		80		1751	
375 SWEDEN		1548		5588	
400 U STATES		1017526		2303489	
		1098713		2455562	
MANUFACTURES OF IRON STEEL NOP					5714
100 U KINGDOM		385863		736925	
231 HONG KONG		228		1236	
234 AUSTRALIA		1425		1425	
305 AUSTRIA		874		1370	
306 BELGIUM		1401		1401	
317 CZECHOS		338		338	
318 DENMARK		265		563	
327 FRANCE		1546		11754	
335 GERMANY W		51338		85034	
344 ITALY		685		257737	
347 JAPAN		13289		31483	
354 NETHRLNDS		6040		15474	
359 NORWAY		5659		5743	
360 ISRAEL				200	
375 SWEDEN		31690		77999	
376 SWITZRLND		2647		24076	
381 ALASKA				52	
400 U STATES		5785229		11476215	
		6288517		12729025	
COOKING STOVES COAL OR WOOD					5715
100 U KINGDOM	NO		3	366	
400 U STATES	19	998	34	1159	
	19	998	37	1525	
COOKING STOVES ELEC OVER 25DOL					5716
400 U STATES	NO	667	2048	244849	
	667	89312	2048	244849	
COOKING STOVES GAS OVER 10 DOL					5717
100 U KINGDOM	NO	12	12	428	
400 U STATES	2172	199023	3211	305353	
	2184	199451	3223	305781	
COOKING STOVES OIL OVER 10 DOL					5718
100 U KINGDOM	NO		3	61	
400 U STATES	126	4946	134	6419	
	126	4946	137	6480	
FURNACES DOMESTIC HOT WATER					5719
100 U KINGDOM				1224	
400 U STATES		21625		62561	
		21625		63785	

IMPORTS INTO CANADA FOR CONSUMPTION

Articles and Countries from which Imported	MONTH OF FEBRUARY 1957		TWO MONTHS ENDED FEBRUARY 1957		Class Number
	Quantities	Values (\$)	Quantities	Values (\$)	
FURNACES DOMESTIC WARM AIR 400 U STATES	NO 1582	211981	3014	405295	5720
OIL BURNERS 400 U STATES	NO 221	35553	397	54686	5721
RADIATORS CAST IRON	SQ FT 221	35553	397	54686	5722
ELECTRIC COOKING APPARATUS NOP 100 U KINGDOM 335 GERMANY W 400 U STATES		8398		18323	5723
HEATING COOKING APPARATUS NOP 100 U KINGDOM 347 JAPAN 354 NETHRLNDS 400 U STATES		2266 531		3816 531	5724
PARTS HEATING AND COOKING APP 100 U KINGDOM 354 NETHRLNDS 400 U STATES		290785 293582		644057 648544	5725
OVENS COMMERCIAL BAKERY 100 U KINGDOM 400 U STATES		201 8658		406 26498	5726
GAS STOVE THERMOSTATS LIGHTERS 400 U STATES		8859 7514		26904 12942	5727
HEATERS OIL 20 DOLLARS OR OVER 327 FRANCE 400 U STATES	NO 6 393	120 23293	6 944	120 48108	5728
METAL STAMPINGS FOR BATHTUBS 400 U STATES	CWT 399	23413	950	48228	5729
INDUSTRIAL FURNACES AND PARTS 100 U KINGDOM 335 GERMANY W 400 U STATES		110849 110849	8863 8863	155461 155461	5730
RANGE OIL BURNERS 400 U STATES	NO 163	5748	163	5748	5731
WATER HEATER PARTS 400 U STATES		5748	163	5748	5733
WATER HEATERS GAS 100 U KINGDOM 335 GERMANY W 400 U STATES	NO 12 100	879 5080	72 100	3809 5080	5734
WATER HEATERS ELECTRIC 100 U KINGDOM 335 GERMANY W 400 U STATES	NO 963 1075	54394 60353	1996 2168	107760 116649	5735
WATER HEATERS N O P 100 U KINGDOM 400 U STATES	NO 12 338	1114 21340	12 470	1114 30568	5736
HOUSEHOLD SCALES AND PTS 317 CZECHO S 335 GERMANY W 400 U STATES	NO 527 13604	881 54776	25 542	93 1164	5737
SCALES BALANCES PARTS N O P 100 U KINGDOM 306 BELGIUM 335 GERMANY W 354 NETHRLNDS 375 SWEDEN 376 SWITZRLND 400 U STATES		55657 14131	26443 27010	99416 100673	5738
		12958 1339 8458 607 56 8497 220910		19338 1339 13593 657 175 9363 452654	
		252825		497119	

IMPORTS INTO CANADA FOR CONSUMPTION

Articles and Countries from which Imported	MONTH OF FEBRUARY 1957		TWO MONTHS ENDED FEBRUARY 1957		Class Number
	Quantities	Values (\$)	Quantities	Values (\$)	
GROUP 6					
NONFERROUS METALS AND PRODUCTS					
ALUMINA AND BAUXITE N O P	CWT				
100 U KINGDOM	45	639	79	1116	6001
221 B GUIANA	30772	31459	266558	297773	
356 SURINAM	186726	159387	420025	348212	
400 U STATES	23718	94524	65365	256908	
	241261	286009	752027	904009	
BAUXITE ALUMINA FOR REFINING	CWT				
221 B GUIANA			402528	109058	6002
224 JAMAICA	244630	866607	517126	1805766	
347 JAPAN			133180	389998	
	244630	866607	1052834	2304822	
CRYOLITE OR KRYOLITE	CWT				
400 U STATES	330	4121	380	4798	6003
	330	4121	380	4798	
ALUMINUM PIGS INGOTS BLOCKS	CWT				
100 U KINGDOM	40	1480	40	1480	6004
400 U STATES	275	5991	547	12022	
	315	7471	587	13502	
ALUMINUM SCRAP	CWT				
400 U STATES	345	4866	1090	10916	6005
	345	4866	1090	10916	
ALUMINUM ANGLES CHANNELS BEAMS	CWT				
100 U KINGDOM	104	7035	312	17109	6006
400 U STATES	523	44515	1355	103131	
	627	51550	1667	120240	
ALUMINUM BAR ROO ANO WIRE ROOS	CWT				
100 U KINGDOM	3	354	515	20145	6007
400 U STATES	448	30378	607	41676	
	451	30732	1122	61821	
ALUMINUM LEAF OR FOIL					
100 U KINGDOM		1753		59136	6009
305 AUSTRIA		2455		3221	
335 GERMANY W		60		60	
400 U STATES		56744		78145	
		61012		140562	
ALUMINUM PIPES ANO TUBES	CWT				
100 U KINGDOM	1166	61426	1661	86954	6010
400 U STATES	211	14456	262	18396	
	1377	75882	1923	105350	
ALUMINUM PLATES SHEETS STRIPS	CWT				
100 U KINGDOM	2407	98439	2644	112167	6011
335 GERMANY W	3	189	11	649	
376 SWITZRLND	45	2129	45	2129	
400 U STATES	2634	158907	4694	284403	
	5069	259664	7394	399348	
ALUMINUM POWOER ANO PASTE	LB				
100 U KINGDOM	11200	3502	26032	8100	6012
400 U STATES	7168	4354	15135	9076	
	18368	7856	41167	17176	
ALUMINUM WIRE ANO CABLE	CWT				
400 U STATES	55	3440	614	34426	6013
	55	3440	614	34426	
ALUMINUM HOUSEHOLD HOLLOW WARE					
100 U KINGDOM		3115		6184	6014
335 GERMANY W				82	
344 ITALY		4871		8729	
347 JAPAN		59		488	
400 U STATES		86626		159701	
		94671		175184	
ALUMINUM MANUFACTURES N O P					
100 U KINGDOM		19516		41862	6015
231 HONG KONG		309		385	
306 BELGIUM				222	
317 CZECHO S		776		776	
327 FRANCE		225		225	
335 GERMANY W		3365		5500	
344 ITALY		2476		3596	
347 JAPAN		3687		9892	
354 NETHRLNOS		2195		6304	
375 SWEOEN		2659		4031	
376 SWITZRLND		2723		5596	
381 ALASKA				844	
400 U STATES		746775		1509686	
		784706		1588919	
BRASS IN BLOCKS INGOTS OR PIGS	CWT				6021
BRASS SCRAP	CWT				6022
400 U STATES	25	667	93	2955	
	25	667	93	2955	
BRASS IN BARS AND RODS	CWT				6023
100 U KINGDOM	1018	30487	1068	32165	
335 GERMANY W	51	4159	82	5249	
388 YUGO SLAV	5	133	5	133	
400 U STATES	196	11331	342	19429	
	1270	46110	1497	56976	
BRASS IN STRIPS SHEETS PLATES	CWT				6024
100 U KINGDOM	2538	88786	4240	152369	
306 BELGIUM	27	1066	27	1066	
335 GERMANY W	30	1151	30	1151	

IMPORTS INTO CANADA FOR CONSUMPTION

Articles and Countries from which Imported	MONTH OF FEBRUARY 1957		TWO MONTHS ENDED FEBRUARY 1957		Class Number
	Quantities	Values (\$)	Quantities	Values (\$)	
400 U STATES	263	22640	988	75849	
BRASS TUBING	2858	113643	5285	230435	6025
100 U KINGDOM	CWT 5	289	21	1242	
376 SWITZRLND	11	728	11	728	
400 U STATES	1444	109175	3197	265693	
METAL CAPS FOR ELEC BATTERIES	1460	110192	3229	267663	6026
400 U STATES		6846		8195	
BRASS OR BRONZE COIN LOCKS		6846		8195	6029
400 U STATES		871		871	
BRASS HAND PUMPS N O P		871		871	6030
100 U KINGDOM				282	
400 U STATES		1856		1856	
BRASS VALVES PLATED OR NOT		1856		2138	6031
100 U KINGDOM		4913		8621	
306 BELGIUM		1079		1079	
318 DENMARK		2270		3588	
335 GERMANY W				764	
344 ITALY		4176		7035	
347 JAPAN		5467		17336	
375 SWEDEN		3927		8861	
400 U STATES		373660		662549	
BRASS METERS AND PARTS		395492		709833	6032
100 U KINGDOM		10112		14584	
400 U STATES		42685		89840	
BRASS WIRE N O P		52797		104424	6033
100 U KINGDOM	LB 700	429	2942	1394	
400 U STATES	7438	5344	9935	7405	
BRASS WIRE CLOTH OR WOVEN WIRE	8138	5773	12877	8799	6034
100 U KINGDOM		1041		3655	
327 FRANCE		4160		4160	
335 GERMANY W		14472		23885	
400 U STATES		10095		11713	
BRASS MANUFACTURES N O P		29768		43413	6035
100 U KINGDOM		45184		105416	
215 INDIA		938		938	
231 HONG KONG		3047		3275	
306 BELGIUM		530		1674	
318 DENMARK		204		204	
327 FRANCE		151		978	
335 GERMANY W		5752		8539	
344 ITALY		3774		4480	
347 JAPAN		3927		12322	
354 NETHRLNDS		214		1745	
359 NORWAY		852		852	
360 ISRAEL		5002		5366	
372 SPAIN		567		567	
375 SWEDEN		2576		3568	
376 SWITZRLND				462	
392 SYRIA				221	
400 U STATES		884277		1778946	
BRASS WIRE FOR FOURDRINIER		956995		1929553	6036
PLUMBERS BRASS GOODS					6037
100 U KINGDOM		6378		22890	
335 GERMANY W				479	
344 ITALY		5399		5399	
347 JAPAN		6407		7842	
354 NETHRLNDS		13777		13777	
400 U STATES		280141		506224	
COPPER IN BLOCKS PIGS INGOTS		312102		556611	6042
400 U STATES	CWT 200	6860	200	6860	
COPPER SCRAP	200	6860	200	6860	6043
400 U STATES	CWT 19417	542820	31851	899077	
COPPER BARS FOR ELECTRIC WIRES	19417	542820	31851	899077	6044
400 U STATES	CWT 3586	129817	7661	271379	
COPPER IN BARS OR RODS N O P	3586	129817	7661	271379	6046
400 U STATES	CWT 413	12485	813	25107	
COPPER IN STRIPS SHEETS PLATES	413	12485	813	25107	6047
100 U KINGDOM	CWT 673	27930	1781	72959	
400 U STATES	110	7336	215	16329	
COPPER TUBING	783	35266	1996	89288	6048
100 U KINGDOM	CWT 93	4984	200	11058	
400 U STATES	233	21345	548	42973	
COPPER ROLLERS FOR WALL PAPER	326	26329	748	54031	6049
100 U KINGDOM		7943		23696	
400 U STATES		3452		6277	
COPPER WIRE N O P		11395		29973	6050
354 NETHRLNDS	LB		170	128	

IMPORTS INTO CANADA FOR CONSUMPTION

Articles and Countries from which Imported	MONTH OF FEBRUARY 1957		TWO MONTHS ENDED FEBRUARY 1957		Class Number
	Quantities	Values (\$)	Quantities	Values (\$)	
400 U STATES	1515	1079	6169	4788	
COPPER WIRE CLOTH WOVEN WIRE	1515	1079	6339	4916	6051
400 U STATES		338		338	
COPPER MANUFACTURES OF N O P		338		338	6052
100 U KINGDOM		5837		8500	
215 INDIA		57		57	
305 AUSTRIA				102	
306 BELGIUM				314	
335 GERMANY W		278		792	
344 ITALY		115		555	
354 NETHRLNDS		92		276	
375 SWEDEN				310	
392 SYRIA				300	
400 U STATES		75424		165071	
LEAD IN PIGS AND BLOCKS	LB	81803		176277	6061
400 U STATES	201987	31516	1303448	199714	
LEAD OLD AND SCRAP	LB	201987	1303448	199714	6062
LEAD IN BARS AND SHEETS	LB				6063
400 U STATES	245	140	685	259	
LEAD PIPE	LB	245	685	259	6064
LEAD CAPSULES FOR BOTTLES					6065
100 U KINGDOM		1223		3460	
LEAD SHOT AND BULLETS	LB	1223		3460	6066
100 U KINGDOM	4423	1177	4423	1177	
400 U STATES	431	483	431	483	
LEAD MANUFACTURES N O P		4854	4854	1660	6068
100 U KINGDOM		3006		6992	
347 JAPAN		195		195	
354 NETHRLNDS		85		85	
400 U STATES		13979		27756	
RODS 90 PC NICKEL FOR WIRE	LB	17265		35028	6070
400 U STATES	3836	4709	14188	17196	
NICKEL NICKEL SILVER IN INGOTS	LB	3836	14188	17196	6071
NICKEL BARS RODS STRIPS SHEETS	LB				6072
100 U KINGDOM	6529	9491	8289	14725	
359 NORWAY			30000	18605	
400 U STATES	35993	52564	374009	390219	
NICKEL SILVER BARS RODS STRIPS	LB	42522	412298	423549	6073
400 U STATES	208	278	423	507	
NICKEL CHROMIUM IN BARS RODS	LB	208	423	507	6074
400 U STATES	2257	3896	4012	5809	
NICKEL MANUFACTURES NOT PLATED		2257	4012	5809	6075
100 U KINGDOM		4330		6065	
400 U STATES		17486		85888	
NICKEL AND PLATED HOLLOW WARE		21816		91953	6076
400 U STATES				249	
NICKEL PLATED WARE N O P				249	6077
100 U KINGDOM		17175		41235	
327 FRANCE		358		574	
335 GERMANY W		32176		44417	
344 ITALY		251		1705	
347 JAPAN		581		3005	
354 NETHRLNDS				296	
375 SWEDEN		418		418	
376 SWITZRLND		70		291	
400 U STATES		101216		191290	
ELECTRO PLATED WARE GILT WARE		152245		283231	6082
100 U KINGDOM		70051		111785	
207 UN SO AFR		454		912	
215 INDIA				718	
231 HONG KONG		6259		8626	
305 AUSTRIA		76		1381	
306 BELGIUM				119	
317 CZECHO S				1030	
327 FRANCE		290		1396	
335 GERMANY W		23404		45295	
344 ITALY		4002		5267	
347 JAPAN		17401		53347	
354 NETHRLNDS		1965		2914	
372 SPAIN				530	
375 SWEDEN				1858	
376 SWITZRLND		885		1465	
400 U STATES		927969		1677019	
GOLD SILVER SWEEPS GOLD FRINGE		1052756		1913662	6084
327 FRANCE		207		1423	
400 U STATES		140		5333	
		347		6756	

IMPORTS INTO CANADA FOR CONSUMPTION

Articles and Countries from which Imported	MONTH OF FEBRUARY 1957		TWO MONTHS ENDED FEBRUARY 1957		Class Number
	Quantities	Values (\$)	Quantities	Values (\$)	
GOLD SILVER DUTCH METAL LEAF 100 U KINGDOM 335 GERMANY W 400 U STATES		3314 468 10146 13928		6156 636 14768 21560	6085
GOLD MANUFACTURES N O P 100 U KINGDOM 335 GERMANY W 344 ITALY 400 U STATES		375 595 536 6782 8288		635 595 536 8815 10581	6086
PLATINUM PALLADIUM IRIDIUM 100 U KINGDOM 400 U STATES		1054884 8076 1062960		4065107 21855 4086962	6087
PLATINUM CRUCIBLES 400 U STATES		123156 123156		277611 277611	6088
PLAT RETORT FOR SULPHURIC ACID BLACK OXIDE COPPER FOR COLOURS	LB				6089
SILVER UNMANUFACTURED COIN FOREIGN EXCEPT GOLD	OZ				6090 6091 6092
TOILET ARTICLES OF STERLING 100 U KINGDOM 400 U STATES		654 61 715		884 222 1106	6093
SILVER MANUFACTURES N O P 100 U KINGDOM 318 DENMARK 327 FRANCE 335 GERMANY W 344 ITALY 352 MEXICO 375 SWEDEN 376 SWITZRLND 400 U STATES		15762 933 60 1072 132 72 9700 27731		35035 1608 164 2321 196 222 339 65 24218 64168	6094
TIN BLOCKS PIGS OR BARS 100 U KINGDOM 218 MALAYA 306 BELGIUM 354 NETHRLNDS 400 U STATES	CWT	470 112 2912 560 784 460881	917 1344 3136 560 2582 8539	89946 127389 295926 54587 251277 819125	6101
TINFOIL 400 U STATES	LB	2185 2185	2549 2549	2249 2249	6102
COLLAPSIBLE TUBES OF METAL 400 U STATES		3845 3845		6365 6365	6103
ZINC BLOCKS PIGS BARS PLATES 400 U STATES	CWT	40 40	82 82	2665 2665	6112
ZINC STRIP AND SHEETS 100 U KINGDOM 306 BELGIUM 335 GERMANY W 400 U STATES	CWT	60 111 450 2572 3193	60 412 1913 4259 6644	1160 7513 32877 117107 158657	6113
ZINC DUST 100 U KINGDOM 400 U STATES	CWT	240 240	1120 340	16619 6060 22679	6115
ZINC MANUFACTURES N O P 100 U KINGDOM 231 HONG KONG 318 DENMARK 327 FRANCE 335 GERMANY W 347 JAPAN 400 U STATES		150 441 282 3357 220040 224270		1106 441 122 282 1222 3357 422325 428855	6116
ZINC SLUGS FOR DRY BATTERIES 400 U STATES		33163 33163		41073 41073	6117
ALLOYS OF COPPER 100 U KINGDOM 400 U STATES		39290 39290		3965 74378 78343	6119
ALLOYS OF MAGNESIUM 400 U STATES		17511 17511		57197 57197	6120
BABBITT METAL IN BLOCKS BARS 100 U KINGDOM 400 U STATES	CWT	8 8	23 53 76	871 4763 5634	6121
BRITANNIA METAL AND MFRS 100 U KINGDOM 400 U STATES		790 845 1635		1232 1702 2934	6123
CHROMIUM TUNGSTEN FOR ALLOYS 100 U KINGDOM	LB	31	252	4231 4960	6124

IMPORTS INTO CANADA FOR CONSUMPTION

Articles and Countries from which Imported	MONTH OF FEBRUARY 1957		TWO MONTHS ENDED FEBRUARY 1957		Class Number
	Quantities	Values (\$)	Quantities	Values (\$)	
305 AUSTRIA			20	309	
400 U STATES	3430	25885	4944	36326	
ALLOY SLUGS CAST WITH DIAMONOS	3461	26137	9195	41595	6125
400 U STATES		1316		3815	
PHOSPHOR TIN PHOSPHOR BRONZE		1316		3815	6126
100 U KINGDOM	70169	45723	100444	64610	
335 GERMANY W	19753	12445	53353	37667	
400 U STATES	7079	6446	23544	20388	
WATCHES OVER ONE JEWEL	97001	64614	177341	122665	6127
100 U KINGDOM		218		345	
231 HONG KONG				251	
327 FRANCE		4421		5614	
335 GERMANY W		4935		11570	
376 SWITZRLND		59825		103490	
400 U STATES		1634		4903	
WATCHES ONE OR NO JEWEL		71033		126173	6128
305 AUSTRIA		469		1918	
335 GERMANY W		599		1337	
376 SWITZRLND		12582		53906	
400 U STATES		506		698	
WATCH ACTIONS OVER ONE JEWEL		14156		57859	6129
327 FRANCE		2580		9812	
335 GERMANY W		56820		81480	
376 SWITZRLND		188895		504564	
400 U STATES		8378		12478	
WATCH ACTIONS ONE OR NO JEWEL		256673		608334	6130
100 U KINGDOM		14240		50691	
376 SWITZRLND		3986		8868	
CLOCKS N O P		18226		59559	6131
100 U KINGDOM	NO 405	2288	845	4629	
335 GERMANY W	2933	14729	4720	27132	
375 SWEDEN			11	172	
376 SWITZRLND			75	1330	
400 U STATES	8760	45939	23549	115481	
CLOCK MOVEMENTS AND CASES	12098	62956	29200	148744	6132
100 U KINGDOM		2858		5988	
335 GERMANY W		207		1326	
376 SWITZRLND		143		2747	
400 U STATES		7339		17123	
PARTS OF CLOCK MOVEMENTS		10547		27184	6133
100 U KINGDOM		314		7768	
335 GERMANY W		1283		1710	
354 NETHRLNOS		606		606	
359 NORWAY		266		2412	
376 SWITZRLND		132		202	
400 U STATES		51186		93062	
TIME RECORDERS		53787		105760	6134
100 U KINGDOM				2640	
225 TRINIOAO				6980	
335 GERMANY W				763	
376 SWITZRLNO		651		927	
400 U STATES		20843		40161	
ALARM CLOCKS		21494		51471	6135
100 U KINGDOM	NO 1962	2484	7526	9289	
327 FRANCE	5000	6301	5000	6301	
335 GERMANY W	24808	41713	41106	70288	
376 SWITZRLND	1306	4155	1360	4509	
400 U STATES	980	1910	1146	2432	
WATCH CASES AND PARTS	34056	56563	56138	92819	6136
100 U KINGDOM		390		3005	
231 HONG KONG				719	
327 FRANCE		8213		9860	
335 GERMANY W		13385		23597	
347 JAPAN		392		478	
354 NETHRLNDS		135		135	
376 SWITZRLNO		16826		51477	
400 U STATES		106780		194962	
PARTS OF WATCH MOVEMENTS		146121		284233	6138
100 U KINGDOM		1562		4584	
327 FRANCE		1512		3462	
335 GERMANY W		2165		3990	
347 JAPAN				177	
376 SWITZRLNO		25018		45782	
400 U STATES		21776		38240	
BATTERIES FLASHLIGHT AND PARTS		52033		96235	6139
231 HONG KONG		362		2749	
347 JAPAN				251	
400 U STATES		8412		11651	
BATTERIES HEARING AIO AND PTS		8774		14651	6140
400 U STATES		28643		56614	
		28643		56614	

IMPORTS INTO CANADA FOR CONSUMPTION

Articles and Countries from which Imported	MONTH OF FEBRUARY 1957		TWO MONTHS ENDED FEBRUARY 1957		Class Number	
	Quantities	Values (\$)	Quantities	Values (\$)		
BATTERIES ELECTRIC PRIMARY NOP					6141	
100 U KINGDOM		451		562		
231 HONG KONG		789		789		
327 FRANCE		65		65		
335 GERMANY W		2577		2899		
347 JAPAN		498		1495		
400 U STATES		51277		93325		
		55657		99135		
BATTERIES STORAGE N O P PARTS					6142	
100 U KINGDOM		39252		79584		
327 FRANCE		5196		11643		
335 GERMANY W		394		394		
400 U STATES		215582		447209		
		260424		538830		
APPARATUS ELECTRIC HEATING NOP					6143	
100 U KINGDOM		288		7306		
318 DENMARK				65		
335 GERMANY W		4436		6182		
354 NETHRLNDS				111		
376 SWITZRLND		61		61		
400 U STATES		134423		288269		
		139208		301994		
DYNAMOS GENERATORS AND PTS NOP					6144	
100 U KINGDOM		311577		365013		
335 GERMANY W		3098		5884		
375 SWEDEN				191		
376 SWITZRLND		267		267		
400 U STATES		1202657		2319893		
		1517599		2691248		
FUSES FUSE PLUGS CUTOOTS PARTS					6145	
100 U KINGDOM		5729		16840		
327 FRANCE		1012		1012		
335 GERMANY W		152		152		
376 SWITZRLND				390		
400 U STATES		149059		294483		
		155952		312877		
FLUORESCENT TUBES ARC LAMPS	NO				6146	
100 U KINGDOM	51	186	51	186		
400 U STATES	30222	29371	60911	53291		
	30273	29557	60962	53477		
LAMPS ELECTRIC CARBON FILAMENT	NO				6147	
LAMPS ELECTRIC METAL FILAMENT	NO					
100 U KINGDOM	10444	753	15685	1401	6148	
231 HONG KONG	9000	96	9000	96		
306 BELGIUM			13509	1718		
335 GERMANY W			319	484		
347 JAPAN	84550	7337	88450	7400		
354 NETHRLNDS	97264	6978	134585	13579		
375 SWEDEN	100	278	200	556		
400 U STATES	1308022	287392	3415464	688636		
	1509380	302834	3677212	713870		
LIGHTS HEAD SIDE TAIL TORCHES						6149
100 U KINGDOM		10750		20672		
231 HONG KONG		13503		38702		
317 CZECHO S		135		135		
335 GERMANY W		1338		2484		
347 JAPAN		2223		13135		
400 U STATES		115616		258084		
		143565		333212		
ELECTRIC LIGHT FIXTURES N O P					6150	
100 U KINGDOM		5041		16645		
231 HONG KONG				1066		
305 AUSTRIA		531		1201		
313 CHINA		203		203		
317 CZECHO S		1436		1942		
318 DENMARK		809		3339		
327 FRANCE		463		3530		
335 GERMANY W		12469		18552		
344 ITALY		2968		5839		
347 JAPAN		2360		5196		
354 NETHRLNDS		1735		3225		
359 NORWAY		1447		1447		
372 SPAIN		2609		2609		
375 SWEDEN		636		2498		
389 IRELAND				340		
400 U STATES		514292		1049660		
		546999		1117292		
LIGHTNING ARRESTERS REACTORS						6151
100 U KINGDOM		4195		9559		
327 FRANCE		526		526		
375 SWEDEN				3351		
376 SWITZRLND		129		129		
400 U STATES		47166		156032		
		52016		169597		
MAGNETOS FOR GAS ENGINES					6152	
400 U STATES		2051		57407		
		2051		57407		
METERS ELECTRIC AND PARTS NOP					6153	
100 U KINGDOM		9313		31616		
305 AUSTRIA		257		257		
318 DENMARK		94		94		
335 GERMANY W				809		
347 JAPAN				995		
354 NETHRLNDS		328		328		
375 SWEDEN				68		

IMPORTS INTO CANADA FOR CONSUMPTION

Articles and Countries from which Imported	MONTH OF FEBRUARY 1957		TWO MONTHS ENDED FEBRUARY 1957		Class Number
	Quantities	Values (\$)	Quantities	Values (\$)	
376 SWITZRLND		60		6285	
400 U STATES		212055		517793	
		222107		558245	
MOTORS ELECTRIC UNDER 10 DOL	NO				6154
100 U KINGDOM	831	4543	1631	11780	
354 NETHRLNDS	45	154	45	154	
400 U STATES	8546	35084	15482	66494	
	9422	39781	17158	78428	
MOTORS ELECTRIC NOP AND PARTS					6155
100 U KINGDOM		251574		486795	
306 BELGIUM		1077		6334	
327 FRANCE				1204	
335 GERMANY W		1805		3574	
344 ITALY				5344	
347 JAPAN		162		162	
354 NETHRLNDS		5776		6077	
359 NORWAY				139	
375 SWEDEN		3453		5554	
376 SWITZRLND		1040		1337	
381 ALASKA				114	
400 U STATES		1743948		3768833	
		2008835		4285467	
RHEOSTATS CONTROLLERS STARTERS					6156
100 U KINGDOM		20630		96077	
231 HONG KONG		763		1520	
318 DENMARK		345		345	
335 GERMANY W		775		1902	
375 SWEDEN				120	
376 SWITZRLND		299		4078	
400 U STATES		913271		1921267	
		936083		2025309	
SAD IRONS ELECTRIC AND PARTS					6157
100 U KINGDOM		10752		14591	
400 U STATES		30081		59279	
		40833		73870	
SELFCONTAINED LIGHTING OUTFITS					6158
400 U STATES		12619		13030	
		12619		13030	
SOCKETS OUTLETS RECEPTACLES					6159
100 U KINGDOM		308		1053	
335 GERMANY W		2167		2167	
400 U STATES		209805		397922	
		212280		401142	
SPARK PLUGS MAGNETOS IGNITION					6160
100 U KINGDOM		94		2084	
400 U STATES		58406		91879	
		58500		93963	
SWITCHES SWITCHBOARDS AND PTS					6161
100 U KINGDDM		114816		328718	
305 AUSTRIA		62		342	
327 FRANCE		28224		30183	
335 GERMANY W		2965		14286	
347 JAPAN		6788		6936	
354 NETHRLNDS		125		125	
375 SWEDEN				43436	
376 SWITZRLND		107612		146296	
400 U STATES		1067809		2189324	
		1328401		2759646	
SWITCHGEAR FOR MINES					6162
100 U KINGDOM		1131		2546	
400 U STATES		602		5805	
		1733		8351	
TELEGRAPH APPARATUS AND PARTS					6163
100 U KINGDOM		39600		139582	
335 GERMANY W		4620		141827	
400 U STATES		573937		1463032	
		618157		1744441	
TELEPHONE APPARATUS AND PARTS					6164
100 U KINGDOM		129441		238832	
306 BELGIUM				4101	
335 GERMANY W		107		3380	
375 SWEDEN		3514		4146	
400 U STATES		1371189		2914413	
		1504251		3164872	
TRANSFORMERS AND PARTS N O P					6165
100 U KINGDOM		76954		171225	
318 DENMARK		314		314	
327 FRANCE		2321		2321	
335 GERMANY W		1210		1463	
344 ITALY		1062		1062	
347 JAPAN		145		484	
354 NETHRLNDS		2053		2778	
375 SWEDEN		38112		47366	
376 SWITZRLND		11684		45334	
400 U STATES		448023		993349	
		581878		1265696	
RADIO TUBES	NO				6166
100 U KINGDOM	467	978	2092	12027	
354 NETHRLNDS	43964	19813	78236	37460	
375 SWEDEN	62	613	225	1282	
400 U STATES	551532	623246	1091078	1203754	
	596025	644650	1171631	1254523	
RADIO APPARATUS N O P					6167
100 U KINGDOM		343989		686715	
234 AUSTRALIA		591		591	
305 AUSTRIA		540		1740	

IMPORTS INTO CANADA FOR CONSUMPTION

Articles and Countries from which Imported	MONTH OF FEBRUARY 1957		TWO MONTHS ENDED FEBRUARY 1957		Class Number
	Quantities	Values (\$)	Quantities	Values (\$)	
318 DENMARK		267		1456	
327 FRANCE				6856	
335 GERMANY W		4041		13441	
344 ITALY		198		2658	
347 JAPAN		1147		6455	
354 NETHRLNDS		24565		44033	
375 SWEDEN		208		1484	
376 SWITZRLND		7615		7615	
400 U STATES		1939777		4584787	
		2322938		5357831	
ELECTRIC DRY SHAVING MACHINES					6168
100 U KINGDOM		84		620	
305 AUSTRIA				5785	
306 BELGIUM				1680	
335 GERMANY W		11508		11508	
354 NETHRLNDS		24208		25258	
376 SWITZRLND				2996	
384 P RICO		11464		11464	
400 U STATES		204716		354428	
		251980		413739	
ELECT STEAM GENERATORS AND PTS	NO				6169
100 U KINGDOM		398065	1	1348556	
376 SWITZRLND				260	
400 U STATES		529	1	94973	
		398594	2	1443789	
ELECTRIC APPARATUS N O P					6170
100 U KINGDOM		145544		341006	
305 AUSTRIA				2279	
306 BELGIUM		108		108	
318 DENMARK		569		857	
327 FRANCE		12227		13326	
335 GERMANY W		9741		16094	
344 ITALY		211		2176	
347 JAPAN		4972		8791	
354 NETHRLNDS		11861		17813	
375 SWEDEN		5401		12084	
376 SWITZRLND		5163		18724	
400 U STATES		2557930		5005560	
		2753727		5438818	
ELECTRIC PRECISION INSTRUMENTS					6171
100 U KINGDOM		58648		123149	
225 TRINIDAD		2780		2780	
305 AUSTRIA				184	
318 DENMARK		3049		6652	
327 FRANCE		482		814	
335 GERMANY W		10323		25546	
354 NETHRLNDS		24763		24763	
376 SWITZRLND				4337	
400 U STATES		911074		2073609	
		1011119		2261834	
ELECTRIC DR GAS WELDING APP					6172
100 U KINGDOM		9678		18181	
327 FRANCE				1484	
335 GERMANY W		478		1709	
375 SWEDEN				308	
376 SWITZRLND		270		1092	
400 U STATES		677827		1258116	
		688253		1280890	
RADIO RECEIVING SETS	NO				6173
100 U KINGDOM	83	3164	280	24248	
231 HONG KONG			1	75	
305 AUSTRIA	8	475	8	475	
335 GERMANY W	260	18870	560	42927	
347 JAPAN	2170	15001	3186	29507	
354 NETHRLNDS	1	423	1	423	
400 U STATES	5242	124183	10950	271156	
	7764	162116	14986	368811	
TELEVISION RECEIVING SETS	NO				6174
400 U STATES	249	21160	419	35496	
	249	21160	419	35496	
RADIO SET PARTS TARIFF 4450					6175
100 U KINGDOM		89766		222878	
318 DENMARK		1133		1133	
327 FRANCE		256		378	
335 GERMANY W		1145		2862	
354 NETHRLNDS		76719		85037	
376 SWITZRLND				1016	
400 U STATES		304616		598574	
		473635		911878	
RADIO TUBE PARTS TARIFF 445P					6176
100 U KINGDOM		5488		6651	
344 ITALY		319		319	
354 NETHRLNDS		2406		3407	
400 U STATES		347280		931401	
		355493		941778	
SOUND EQUIPMENT N O P					6177
100 U KINGDOM		5826		15445	
234 AUSTRALIA				142	
306 BELGIUM				2602	
318 DENMARK		306		306	
335 GERMANY W		1101		1442	
347 JAPAN				1445	
354 NETHRLNDS		536		624	
376 SWITZRLND				1970	
400 U STATES		189834		391885	
		197603		415861	

IMPORTS INTO CANADA FOR CONSUMPTION


Articles and Countries from which imported	MONTH OF FEBRUARY 1957		TWO MONTHS ENDED FEBRUARY 1957		Class Number
	Quantities	Values (\$)	Quantities	Values (\$)	
TAPE RECORDERS AND PARTS	NO				6178
100 U KINGDOM	11	2720	17	3868	
335 GERMANY W	12	930	37	2955	
344 ITALY	2	69	2	69	
347 JAPAN	1	75	2	318	
354 NETHRLNDS			250	14707	
376 SWITZRLND	1	352	6	2135	
400 U STATES	1167	162351	1584	246952	
	1194	166497	1898	271004	
LIGHTING FIXTURES GAS COAL OIL					6181
100 U KINGDOM		3707		3888	
231 HONG KONG		2460		3634	
305 AUSTRIA				189	
327 FRANCE				158	
335 GERMANY W		247		707	
344 ITALY		141		141	
347 JAPAN		2720		4253	
354 NETHRLNDS		2909		4938	
372 SPAIN				567	
400 U STATES		33003		48402	
		45187		66877	
GAS MANTLES GAS BURNERS					6182
400 U STATES		7289		16540	
		7289		16540	
GAS METERS AND PARTS					6183
100 U KINGDOM		8926		37626	
400 U STATES		214573		370266	
		223499		407892	
PLATES CYLINDERS ENGRAVERS					6191
100 U KINGDOM		1368		2084	
335 GERMANY W				131	
354 NETHRLNDS				2835	
400 U STATES		73539		158727	
		74907		163777	
PLATES PRINTING 2 COLOURS					6192
100 U KINGDOM		1838		2311	
376 SWITZRLND				150	
400 U STATES		21746		48628	
		23584		51089	
PLATES FOR PRINTING MUSIC					6193
354 NETHRLNDS		100		100	
400 U STATES		60583		68527	
		60683		68627	
STEREOTYPES ELECTROTYPES NOP	SQ IN				6194
400 U STATES	8957	2660	36835	7935	
	8957	2660	36835	7935	
MATRICES FOR STEREOTYPES 475A	SQ IN				6195
400 U STATES	215689	815	581453	2288	
	215689	815	581453	2288	
STEREOTYPES FOR BOOKS	SQ IN				6196
100 U KINGDOM	52540	11176	52540	11176	
400 U STATES	364322	29170	800573	54209	
	416862	40346	853113	65385	
STEREOTYPES FOR ADVERTISEMENTS	SQ IN				6197
100 U KINGDOM	871	54	1231	116	
354 NETHRLNDS			1856	51	
400 U STATES	281701	9524	573329	20228	
	282572	9578	576416	20395	
TYPE METAL IN BLOCKS PLATES	LB				6198
TYPE PRINTING CHASES QUOINS					6199
100 U KINGDOM		713		2317	
231 HONG KONG		152		152	
318 DENMARK		122		122	
335 GERMANY W		266		1471	
336 GREECE				337	
400 U STATES		13212		30988	
		14465		35387	
PRINTG PLATES FOR PUBLICATIONS					6200
400 U STATES		55148		96063	
		55148		96063	
MOULDING MATERIAL ELECTROTYPE					6201
400 U STATES		4813		7383	
		4813		7383	
TUNGSTEN BEARING ORES	CWT				6208
CHROME ORE	CWT				6210
400 U STATES	27580	48274	30685	57671	
	27580	48274	30685	57671	
ANTIMONY OR REGULUS OF	LB				6211
100 U KINGDOM	55115	11023	55115	11023	
313 CHINA	44092	8152	44092	8152	
	99207	19175	99207	19175	
BISMUTH METALLIC NATURAL	LB				6212
COBALT ORE	CWT				6215
400 U STATES	6	56	8	563	
	6	56	8	563	
MANGANESE ORE	CWT				6216
100 U KINGDOM	66	1191	106	1387	
309 BRAZIL			2240	5790	
400 U STATES	102495	269016	305383	767230	
	102561	270207	307729	774407	
ORES OF METALS N O P	CWT				6217
363 PERU	52888	388101	73687	592689	
400 U STATES	8929	31358	15263	51952	
	61887	419459	88950	644641	

IMPORTS INTO CANADA FOR CONSUMPTION

Articles and Countries from which Imported	MONTH OF FEBRUARY 1957		TWO MONTHS ENDED FEBRUARY 1957		Class Number
	Quantities	Values (\$)	Quantities	Values (\$)	
MERCURY OR QUICKSILVER	LB				6218
100 U KINGDOM			224	832	
352 MEXICO	4290	11261	4670	12420	
363 PERU	7400	24264	7400	24264	
400 U STATES	11883	38635	17422	57957	
	23573	74160	29716	95473	
ANODES NICKEL ZINC COPPER ETC					6219
400 U STATES		1382		5062	
		1382		5062	
ARTICLES FOR AGRIC IMPLEMENTS					6220
100 U KINGDOM		206		267	
400 U STATES		26421		96408	
		26627		96675	
ARTICLES FOR STORAGE BATTERIES					6221
400 U STATES		20317		43868	
		20317		43868	
BELLS FOR CHURCHES					6222
376 SWITZRLND				651	
400 U STATES		7687		8082	
		7687		8733	
BELLS AND CONGS N O P					6223
100 U KINGDOM		71		453	
306 BELGIUM		1875		1875	
335 GERMANY W		1954		2024	
347 JAPAN				192	
354 NETHRLNDS				125	
400 U STATES		17544		36780	
		21444		41449	
SLIDE OR ZIPPER FASTENERS					6225
100 U KINGDOM		67		67	
400 U STATES		19624		29655	
		19691		29722	
BUCKLES CLASPS EYELETS HOOKS					6226
100 U KINGDOM		6697		13832	
317 CZECHO S		1481		1481	
335 GERMANY W		2373		6292	
354 NETHRLNDS		367		367	
400 U STATES		143337		275276	
		154255		297248	
CAGES ANIMAL OF WIRE AND PARTS					6227
100 U KINGDOM		699		1509	
335 GERMANY W		194		609	
400 U STATES		12067		17133	
		12960		19251	
CHRONOMETERS COMPASSES SHIPS					6228
100 U KINGDOM		6950		16366	
335 GERMANY W		311		311	
400 U STATES		8003		18017	
		15264		34694	
METAL ARTICLES FOR JEWELLERY					6229
100 U KINGDOM		291		469	
335 GERMANY W		1561		2240	
347 JAPAN				299	
400 U STATES		36599		66366	
		38451		69374	
ARTICLES FOR USE IN FISHERIES					6230
100 U KINGDOM		3344		11694	
327 FRANCE				665	
347 JAPAN		3558		11122	
354 NETHRLNDS		1439		1439	
366 PORTUGAL		1903		1903	
400 U STATES		14472		20344	
		24716		47167	
ARTICLES N O P FOR MFR SHIPS					6232
100 U KINGDOM		69106		120276	
335 GERMANY W		5858		7305	
359 NORWAY		1841		1841	
375 SWEDEN		70		70	
400 U STATES		286876		716836	
		363751		846328	
ELEMENTS FOR LAMP FILAMENTS					6233
305 AUSTRIA		3043		6478	
354 NETHRLNDS		5064		14637	
400 U STATES		130329		245714	
		138436		266829	
METAL PTS FOR COVERED BUTTONS					6234
400 U STATES		7884		16954	
		7884		16954	
NAILS TACKS BRASS OR COPPER					6235
100 U KINGDOM				50	
400 U STATES		1829		2482	
		1829		2532	
PATTERNS OF METAL NOT MODELS					6236
400 U STATES		438456		463938	
		438456		463938	
UMBRELLA PARTS EXCEPT FABRIC					6237
100 U KINGDOM		438		438	
306 BELGIUM				149	
327 FRANCE				94	
335 GERMANY W		326		2897	
344 ITALY		459		622	
347 JAPAN				1829	
400 U STATES		30829		55997	
		32052		62026	
RIVETS BURRS BRASS OR COPPER					6238
100 U KINGDOM		197		468	

IMPORTS INTO CANADA FOR CONSUMPTION

Articles and Countries from which imported	MONTH OF FEBRUARY 1957		TWO MONTHS ENDED FEBRUARY 1957		Class Number
	Quantities	Values (\$)	Quantities	Values (\$)	
400 U STATES		10984		25945	
SCREWS OF METAL N O P		11181		26413	6240
100 U KINGDOM				262	
335 GERMANY W		66		437	
375 SWEDEN		326		326	
400 U STATES		8372		17584	
SHOE AND CORSET EYELETS HOOKS		8764		18609	6241
327 FRANCE		776		776	
344 ITALY		2442		4249	
400 U STATES		21228		46609	
TIPS STUOS FOR CORSET CLASPS		24446		51634	6242
400 U STATES		88		309	
TRACTION ENGINE MATERIALS		88		309	6243
WIRE FOR SHOE NAILING MACHINES	LB				6245
400 U STATES	2200	1682	2200	1682	
WIRE NON FERROUS COVERED	2200	1682	2200	1682	6247
100 U KINGDOM		34053		152798	
354 NETHRLNOS				80	
400 U STATES		414058		819762	
WIRE TINSEL FOR BRAIOS CURDS		448111		972640	6248
335 GERMANY W				3716	
400 U STATES				545	
WIRE STRANDED NON FERROUS				4261	6249
100 U KINGDOM		12171		17897	
335 GERMANY W		1090		1257	
400 U STATES		11203		27976	
WIRE NON FERROUS N O P		24464		47130	6250
100 U KINGDOM		2679		9481	
327 FRANCE				390	
354 NETHRLNOS		86		86	
375 SWEDEN		2236		2236	
400 U STATES		38659		70698	
NON FERROUS METALS AND PRODUCT		43660		82891	6251
100 U KINGDOM		31883		43361	
335 GERMANY W				1159	
354 NETHRLNOS		148		148	
375 SWEDEN		87		1999	
400 U STATES		1837273		4392570	
PARTS FOR MFR OF SHUTTLES		1869391		4439237	6252
400 U STATES		8530		21859	
HINGES FOR JEWELLERY BOXES		8530		21859	6253
400 U STATES		1755		3633	
MATERIALS FOR MFR MINING MACH		1755		3633	6254
335 GERMANY W		607		607	
400 U STATES		4098		10333	
METAL POWDER FRICTION MATERIAL		4705		10940	6256
400 U STATES		555		1066	
RESIOUES NON FERROUS	CWT	555		1066	6257
100 U KINGDOM			4675	40900	
400 U STATES	827	16407	4217	70672	
TUNGSTEN CARBIOE INSERTS	827	16407	8892	111572	6258
375 SWEDEN		14031		142355	
400 U STATES		44189		114834	
TUNGSTEN CARBIOE TIPS BLANKS		58220		257189	6259
100 U KINGDOM		72		72	
335 GERMANY W		186		186	
375 SWEDEN		1256		8587	
400 U STATES		13973		25837	
CIGARETTE LIGHTERS		15487		34682	6260
100 U KINGDOM	00Z	4	103	4	103
305 AUSTRIA	1217	1888	1642	2774	
327 FRANCE			13	145	
335 GERMANY W	114	957	254	4316	
347 JAPAN	13345	36726	23261	60481	
400 U STATES	266	2124	423	3580	
	14946	41798	25597	71399	



IMPORTS INTO CANADA FOR CONSUMPTION

Articles and Countries from which Imported	MONTH OF FEBRUARY 1957		TWO MONTHS ENDED FEBRUARY 1957		Class Number
	Quantities	Values (\$)	Quantities	Values (\$)	
<u>GROUP 7</u>					
<u>NON METALLIC MINERALS</u>					
ASBESTOS PACKING	LB				7001
100 U KINGDOM	5631	3947	8946	5895	
400 U STATES	18260	18730	32397	33915	
	23891	22677	41343	39810	
ASBESTOS BRAKE LINING FOR AUTO		912		1897	7002
100 U KINGDOM				415	
335 GERMANY W		28502		55701	
400 U STATES		29414		58013	
ASBESTOS MANUFACTURES N O P					7003
100 U KINGDOM		61840		114064	
306 BELGIUM		2052		2508	
335 GERMANY W		97		97	
344 ITALY		12083		12083	
400 U STATES		159348		299761	
		235420		428513	
ASBESTOS CLUTCH FACINGS AUTO					7004
400 U STATES		22436		51987	
		22436		51987	
BRAKE LININGS AND FACINGS NOP					7005
100 U KINGDOM		78		3513	
400 U STATES		14981		24620	
		15059		28133	
CHINA CLAY GROUND	CWT				7011
100 U KINGDOM	121026	79850	160252	105676	
400 U STATES	140451	123357	273675	234597	
	261477	203207	433927	340273	
FIRE CLAY GROUND	CWT				7012
100 U KINGDOM	936	488	6897	2735	
400 U STATES	92889	35217	201566	68038	
	93825	35705	208463	70773	
PIPE CLAY GROUND	CWT				7013
400 U STATES			2560	1247	
			2560	1247	
CLAYS N O P GROUND					7014
400 U STATES		49286		100481	
		49286		100481	
ZIRCONIUM SILICATE					7015
234 AUSTRALIA		1278		4197	
400 U STATES		23523		64997	
		24801		69194	
ZIRCONIUM OXIDE					7016
400 U STATES		2251		7421	
		2251		7421	
SAGGARS FOR CERAMIC PRODUCTS					7017
400 U STATES		665		7559	
		665		7559	
ACTIVATED CLAY TO REFINE OILS					7018
335 GERMANY W		99		99	
400 U STATES		182566		325055	
		182665		325154	
GROG FOR REFRACTORY MATERIALS	TON				7019
400 U STATES	672	20408	1499	46245	
	672	20408	1499	46245	
BRICK BUILDING	TON				7021
400 U STATES	3036	73670	8059	186123	
	3036	73670	8059	186123	
BRICK FIRE CHROME					7022
400 U STATES		67753		132488	
		67753		132488	
BRICK FIRE MAGNESITE					7023
400 U STATES		58782		111805	
		58782		111805	
BRICK FIRE 90 PER CENT SILICA					7024
335 GERMANY W				865	
400 U STATES		135713		315910	
		135713		316775	
BRICK FIRE 100 OOL THOUSAND					7025
400 U STATES		124121		246501	
		124121		246501	
BRICK FIRE FURNACE OR KILN					7026
100 U KINGDOM		2735		12935	
400 U STATES		407841		890649	
		410576		903584	
BRICK FIRE N O P					7027
100 U KINGDOM		5980		33439	
318 DENMARK				4232	
335 GERMANY W				7083	
400 U STATES		335746		601238	
		341726		645992	
BRICK PAVING	TON				7028
400 U STATES			350	5419	
			350	5419	
BUILDING BLOCKS BUILDING TILE					7029
100 U KINGDOM				3464	
306 BELGIUM		217		217	
400 U STATES		60983		126826	
		61200		130507	

IMPORTS INTO CANADA FOR CONSUMPTION

Articles and Countries from which Imported	MONTH OF FEBRUARY 1957		TWO MONTHS ENDED FEBRUARY 1957		Class Number
	Quantities	Values (\$)	Quantities	Values (\$)	
DRAIN PIPES SEWER PIPES N O P 100 U KINGDOM 400 U STATES		5979		3082 7870	7030
DRAIN TILES NOT GLAZED		5979		10952	7031
TILES FOR MOSAIC FLOORING 100 U KINGDOM 335 GERMANY W 344 ITALY 347 JAPAN 400 U STATES		1318 301 4776 2476		7594 301 209 22869 5460	7032
EARTHENWARE TILES FOR ROOFING		8871		36433	7033
TILES EARTHENWARE N O P 100 U KINGDOM 317 CZECHO S 335 GERMANY W 347 JAPAN 400 U STATES		31430 1393 5852 1029 7038		101199 7157 7434 5094 16645	7034
CHINA AND PORCELAIN WARE N O P 100 U KINGDOM 327 FRANCE 335 GERMANY W 347 JAPAN 400 U STATES		3729 549 3462 7740		4236 787 108 549 8439	7043
DEMIJOHNS CHURNS CROCKS N O P 100 U KINGDOM 400 U STATES		141 4505 4646		141 5373 5514	7045
TABLEWARE OF CHINA PORCELAIN 100 U KINGDOM 231 HONG KONG 306 BELGIUM 317 CZECHO S 318 DENMARK 327 FRANCE 335 GERMANY W 336 GREECE 344 ITALY 347 JAPAN 354 NETHRLNDS 360 ISRAEL 366 PORTUGAL 375 SWEDEN 376 SWITZRLND 384 P RICO 390 GERMANY E 400 U STATES		687575 458 2147 194 1514 30101 15923 562 1080 49149 1948 307 68		1331514 2088 2248 194 2917 38080 25776 562 3323 117989 1948 307 75 341 442 719 89 171019	7046
STONEWARE EARTHENWARE N O P 100 U KINGDOM 231 HONG KONG 305 AUSTRIA 306 BELGIUM 318 DENMARK 327 FRANCE 335 GERMANY W 336 GREECE 344 ITALY 347 JAPAN 354 NETHRLNDS 359 NORWAY 360 ISRAEL 365 POLAND 375 SWEDEN 376 SWITZRLND 390 GERMANY E 400 U STATES		16922 822 740 926 126 9508 731 1256 24944 2171 734 340 59 242 69		32599 1286 104 720 1441 1786 13007 731 3935 56138 2899 1290 340 59 488 69 73	7047
CHEMICAL STONEWARE ACID RESIST 100 U KINGDOM 400 U STATES		10433 25643 36076		11299 37814 49113	7048
PORCELAIN RUBBER GLOVE FORMS 400 U STATES		912		2311	7049
ARTIFICIAL TEETH NOT MOUNTED 100 U KINGDOM 225 TRINIDAD 327 FRANCE 335 GERMANY W 344 ITALY 354 NETHRLNDS 376 SWITZRLND 400 U STATES		9058 6534 267 487 1227 99545		423 15535 118 11737 267 876 1227 202068	7051
BATHS BATHTUBS BASINS ETC NOP 100 U KINGDOM 335 GERMANY W 347 JAPAN 400 U STATES		43499 1398 2856 137623		120562 2734 14547 321620	7052
		185448		459463	

IMPORTS INTO CANADA FOR CONSUMPTION

Articles and Countries from which Imported	MONTH OF FEBRUARY 1957		TWO MONTHS ENDED FEBRUARY 1957		Class Number
	Quantities	Values (\$)	Quantities	Values (\$)	
CRUCIBLES N O P AND COVERS					
100 U KINGDOM		311		515	7053
400 U STATES		5992		10867	
		6303		11382	
INSULATORS ELECTRIC PORCELAIN					
100 U KINGDOM		4479		11405	7055
317 CZECHO S		756		756	
344 ITALY				439	
376 SWITZRLND				538	
400 U STATES		66297		131725	
		71532		144863	
MANUFACTURES OF CLAY N O P					
100 U KINGDOM				826	7056
215 INDIA		2754		6010	
335 GERMANY W				229	
400 U STATES		66564		142058	
		69318		149123	
BRIQUETTES OF COAL OR COKE	TON				
400 U STATES	11060	140514	24650	317930	7060
	11060	140514	24650	317930	
ANTHRACITE SCREENINGS	TON				
400 U STATES	578	2854	2575	12571	7061
	578	2854	2575	12571	
ANTHRACITE DOMESTIC SIZES	TON				
100 U KINGDOM			4401	79535	7062
400 U STATES	112897	1654398	245278	3578068	
	112897	1654398	249679	3657603	
ANTHRACITE SMALLER SIZES N O P	TON				
400 U STATES	25008	226053	48521	440925	7063
	25008	226053	48521	440925	
COAL BITUMINOUS SUB BITUMINOUS	TON				
400 U STATES	971080	5015175	2152838	10849137	7064
	971080	5015175	2152838	10849137	
COAL LIGNITE	TON				
400 U STATES	196	1007	1164	5969	7065
	196	1007	1164	5969	
COAL EXWAREHOUSED SHIPS STORES	TON				
400 U STATES	60	303	743	4104	7066
	60	303	743	4104	
COAL DUST AND COAL N O P	TON				
400 U STATES	398	7412	835	15185	7067
	398	7412	835	15185	
BENZOL	GAL				
400 U STATES	270	105	270	105	7070
	270	105	270	105	
COAL TAR CRUDE IN BULK	GAL				
100 U KINGDOM	20000	4135	25600	5292	7071
400 U STATES	73315	11180	318000	47585	
	93315	15315	343600	52877	
COAL PITCH	CWT				
100 U KINGDOM	300	633	300	633	7072
400 U STATES	73587	141027	225807	418195	
	73887	141660	226107	418828	
CARBOLIC OR HEAVY OIL	GAL				
100 U KINGDOM	462698	101829	462698	101829	7073
234 AUSTRALIA	1575	324	1575	324	
400 U STATES	77086	15117	154303	28312	
	541359	117270	618576	130465	
COKE PETROLEUM	TON				
400 U STATES	28555	448617	64414	918669	7074
	28555	448617	64414	918669	
COKE GROUND FOR BATTERIES	TON				
					7075
COKE N O P	TON				
400 U STATES	39714	695303	88461	1516990	7077
	39714	695303	88461	1516990	
DECANTERS AND TUMBLERS					
100 U KINGDOM		306		429	7079
306 BELGIUM				267	
335 GERMANY W		71		776	
344 ITALY		58		58	
347 JAPAN				463	
375 SWEDEN				107	
400 U STATES		59370		100895	
		59805		102995	
LAMP CHIMNEYS					
400 U STATES		5367		8290	7080
		5367		8290	
GLASS PLATES FOR OPTICAL MFR					
100 U KINGDOM				434	7081
335 GERMANY W		828		828	
400 U STATES		44130		136340	
		44958		137602	
GLASS CARBOYS BOTTLES JARS					
100 U KINGDOM		6854		26551	7082
231 HONG KONG				509	
317 CZECHO S		64		1387	
327 FRANCE		3242		4406	
335 GERMANY W		306		1170	
344 ITALY		10755		10755	
347 JAPAN		775		2727	
372 SPAIN				60	
400 U STATES		370498		726997	
		392494		774562	

IMPORTS INTO CANADA FOR CONSUMPTION

Articles and Countries from which imported	MONTH OF FEBRUARY 1957		TWO MONTHS ENDED FEBRUARY 1957		Class Number
	Quantities	Values (\$)	Quantities	Values (\$)	
GLASS TABLEWARE CUT GLASS NOP					7083
100 U KINGDOM		14 467		3 536 3	
231 HONG KONG		266		266	
305 AUSTRIA				693	
306 BELGIUM		3 900		5 149	
317 CZECHO S		27 828		40 532	
327 FRANCE		746		1 452	
335 GERMANY W		12 299		31 588	
344 ITALY		4 057		5 772	
347 JAPAN		4 372		8 282	
354 NETHRLNDS		483		1 636	
365 POLAND		103		5 188	
375 SWEDEN		28 32		52 18	
389 IRELAND		1 353		1 866	
390 GERMANY E				119	
400 U STATES		14 142 7		22 248	
		214 133		365 372	
LAMP BULBS AND TUBING FOR					7084
100 U KINGDOM		321		321	
400 U STATES		24 207 7		45 352 3	
		242 398		45 384 4	
GLASS SHADES OR GLOBES					7085
100 U KINGDOM		279		530	
400 U STATES		19 382		30 879	
		19 661		31 409	
LENSES GLASS N O P					7086
100 U KINGDOM		396		1 480	
305 AUSTRIA		5 744		10 771	
327 FRANCE		163		163	
335 GERMANY W		1 072		2 564	
347 JAPAN				2 279	
400 U STATES		23 143		41 824	
		30 518		59 081	
FRESNEL TYPE LENSES GLOBES					7087
400 U STATES		60 18		19 586	
		60 18		19 586	
MOULDED SHAPES FOR ELECT FIXT					7088
100 U KINGDOM		886		1 359	
317 CZECHO S		259		259	
318 DENMARK		514		514	
335 GERMANY W		4 967		6 265	
354 NETHRLNDS		405		649	
400 U STATES		12 272 7		22 166 7	
		12 975 8		23 071 3	
HEAT RESISTING GLASSWARE					7089
100 U KINGDOM		9 365		21 353	
335 GERMANY W		1 178		4 349	
400 U STATES		34 754 8		71 282 6	
		35 809 1		73 852 8	
SHEET GLASS OVER 34 OZ SQ FT	SQ FT				7090
100 U KINGDOM	16 094	4 896	74 959	21 446	
306 BELGIUM	10 421 7	2 632 1	133 493	34 117	
335 GERMANY W	4 033 1	9 154	162 874	35 524	
400 U STATES	10 822 7	27 760	198 746	53 720	
	26 886 9	68 131	570 072	144 807	
SHEET GLASS TRANSPRT TO 34 OZ	SQ FT				7091
100 U KINGDOM	15 962 0	12 141	521 300	47 523	
306 BELGIUM	3 760 17	3 761 4	60 324 5	59 576	
317 CZECHO S	13 268 84	5 644 1	132 688 4	5 644 1	
327 FRANCE	1 801 13	13 428	231 623	1 830 8	
335 GERMANY W	3 697 93	29 861	942 896	67 354	
347 JAPAN	11 202 2	5 850	215 022	10 714	
	25 244 49	155 335	3840 970	259 916	
PLATE GLASS NOT OVER 7 SQ FT	SQ FT				7093
100 U KINGDOM	5 799 1	2 200 2	119 338	43 965	
306 BELGIUM			874	360	
335 GERMANY W	1 617	687	1 617	687	
400 U STATES	34 797	18 294	76 959	38 902	
	94 405	40 983	198 788	83 914	
PLATE GLASS 7 TO 25 SQ FT	SQ FT				7094
100 U KINGDOM	30 791 2	11 181 1	670 222	24 867 7	
306 BELGIUM	2 438	1 151	68 252	36 498	
327 FRANCE	27 256	14 595	31 593	170 57	
335 GERMANY W	1 611 5	7 773	1 611 5	7 773	
400 U STATES	11 743 9	5 692 2	235 887	11 975 1	
	47 116 0	19 225 2	102 206 9	42 975 6	
PLATE GLASS N O P	SQ FT				7095
100 U KINGDOM	18 810 4	92 457	500 923	23 718 0	
306 BELGIUM	2 618 9	14 480	144 395	7 883 8	
327 FRANCE	19 365	10 915	34 904	20 256	
335 GERMANY W	7 244 2	35 667	121 089	5 617 1	
400 U STATES	17 033 46	74 752 0	347 990 9	15 321 49	
	20 094 46	90 103 9	426 122 0	192 459 4	
LAMINATED GLASS SHEETS	SQ FT				7097
100 U KINGDOM	1 395 6	6 817	29 857	16 398	
335 GERMANY W	1 199 6	6 628	11 996	6 628	
400 U STATES	1 286	1 727	1 413	2 560	
	2 723 8	15 172	43 266	25 586	
GLASS SHEETS WIRED	SQ FT				7099
100 U KINGDOM	16 281	4 579	33 477	11 897	
306 BELGIUM	5 649	1 016	22 567	3 956	
327 FRANCE	516	75	516	75	
335 GERMANY W			2 354	427	
354 NETHRLNDS	7 245	4 361	13 516	8 782	
400 U STATES	4 343	2 476	300 40	1 668 1	
	34 034	12 507	102 470	41 818	

IMPORTS INTO CANADA FOR CONSUMPTION

Articles and Countries from which Imported	MONTH OF FEBRUARY 1957		TWO MONTHS ENDED FEBRUARY 1957		Class Number
	Quantities	Values (\$)	Quantities	Values (\$)	
GLASS CAST AND SHEET GLASS N O P	SQ FT				7100
100 U KINGDOM	840	456	13687	4628	
306 BELGIUM	13450	3882	13450	3882	
400 U STATES	26360	10767	47974	16090	
	40650	15105	75111	24600	
ORNAMENTAL COLOURED GLASS	SQ FT				7111
100 U KINGDOM	10181	4483	12937	5278	
306 BELGIUM			1575	214	
327 FRANCE	600	175	600	175	
335 GERMANY W			600	324	
400 U STATES	12445	11746	13630	13351	
	23226	16404	29342	19342	
PAINTED OBSCURED WHITE GLASS	SQ FT				7112
100 U KINGDOM	75726	10271	166776	27046	
306 BELGIUM	68316	8757	105110	15710	
335 GERMANY W			1708	553	
400 U STATES	82087	21765	176798	54316	
	226129	40793	450392	97625	
STAINED OR ORNAMENTAL WINDOWS					7113
100 U KINGDOM		1238		5174	
305 AUSTRIA				1225	
306 BELGIUM				162	
327 FRANCE		696		10696	
335 GERMANY W				579	
354 NETHRLNDS		2006		2731	
400 U STATES				781	
		3940		21348	
MIRRORS OF GLASS FRAMED OR NOT					7114
100 U KINGDOM		1429		6999	
305 AUSTRIA				225	
306 BELGIUM		25566		42846	
327 FRANCE		74		74	
335 GERMANY W		2322		5291	
344 ITALY		659		852	
347 JAPAN		1413		6930	
400 U STATES		69946		127365	
		101409		190582	
GLASS BALLS FOR FIBRES OR YARN					7120
100 U KINGDOM		7345		7345	
400 U STATES		19113		43934	
		26458		51279	
GLASS TO BE CUT OR MOUNTED					7121
306 BELGIUM		5682		7867	
335 GERMANY W		4580		7212	
400 U STATES		17068		27435	
		27330		42514	
GLASS BLANKS FOR REFLECTORS					7122
400 U STATES		47701		101066	
		47701		101066	
BEADS FOR MFR IMITATION PEARLS					7123
400 U STATES		2913		8034	
		2913		8034	
ARTIFICIAL EYES CONTACT LENSES					7124
400 U STATES		220		1254	
		220		1254	
PHOTOGRAPHIC DRY PLATES					7125
100 U KINGDOM		6144		9138	
306 BELGIUM		136		136	
400 U STATES		11861		20840	
		18141		30114	
SPECTACLES EYE GLASS LENSES					7126
100 U KINGDOM				942	
305 AUSTRIA		3891		10660	
327 FRANCE		9331		15727	
335 GERMANY W		6480		8511	
344 ITALY		11970		31017	
347 JAPAN		7618		22274	
400 U STATES		107272		175950	
		146562		265081	
MANUFACTURES OF GLASS N O P					7127
100 U KINGDOM		4270		9679	
231 HONG KONG		13942		27882	
305 AUSTRIA		499		1346	
306 BELGIUM		41410		66219	
317 CZECHO S		4260		6056	
318 DENMARK		255		255	
327 FRANCE		1656		2280	
335 GERMANY W		7644		10879	
344 ITALY		5596		7994	
347 JAPAN		516		2093	
354 NETHRLNDS		106		106	
375 SWEDEN		223		2350	
376 SWITZRLND				57	
400 U STATES		187093		411664	
		267470		548860	
GLASS WOOL OR FIBRE GLASS	LB				7128
400 U STATES	64861	25139	127384	63036	
	64861	25139	127384	63036	
GLASS BLOCKS					7129
400 U STATES		52995		80172	
		52995		80172	
PLUMBAGO NOT GROUND OR MFRD					7131
231 HONG KONG				748	
333 MADAGASCAR		56		56	
352 MEXICO		1658		6000	
400 U STATES		5063		6829	
		6777		13633	

IMPORTS INTO CANADA FOR CONSUMPTION

Articles and Countries from which Imported	MONTH OF FEBRUARY 1957		TWO MONTHS ENDED FEBRUARY 1957		Class Number
	Quantities	Values (\$)	Quantities	Values (\$)	
CRUCIBLES PLUMBAGO AND COVERS 100 U KINGDOM 400 U STATES		2135 14811 16946		10727 24936 35663	7132
PLUMBAGO GROUND AND MFRS NOP 100 U KINGDOM 317 CZECHOS 335 GERMANY W 400 U STATES		2955 59868 62823		3421 114 284 110856 114675	7133
MICA UNMANUFACTURED 215 INDIA 400 U STATES	CWT 85	10565	165 29	13341 4516	7138
MICA MANUFACTURES OF 100 U KINGDOM 400 U STATES	85	10565	194	17857	7139
ASPHALTUM OR ASPHALT 400 U STATES	CWT 43551	54180	80965	106314	7141
ASPHALTUM OIL FOR PAVING	GAL 43551	54180	80965	106314	7143
OIL FOR CONCENTRATION OF ORES 400 U STATES	GAL 20454	35448	49037	78205	7151
CRUDE PETROLEUM FOR REFINING 225 TRINIDAD 303 ARABIA 387 VENEZUELA 400 U STATES	M GAL 4349	298822	12058 14296	830418 1247013	7153
PETROLEUM TOPS FOR REFINERS	GAL 258339 21495	20170206 1753793	535678 45422	40329659 3827323	7154
FUEL OIL EXWARE SHIPS STORES	GAL 284183	22222821	607454	46234413	7156
CRUDE PETROLEUM N O P	GAL				7158
AVIATION GASOLINE 381 ALASKA 400 U STATES	GAL 27849 3978393	6901 848176	65465 12094483	16395 2501361	7161
KEROSENE N D P 381 ALASKA 400 U STATES	GAL 4006242 5463423	855077 674627	12159948 10176292	2517756 1251037	7162
ENGINE DISTILLATE 8017 OR OVER	GAL 5463423	674627	10177292	1251463	7163
GASOLINE UNDER 8236 SP G N O P 357 NETH ANT 381 ALASKA 400 U STATES	GAL 158063 482614	31903 78957	3571626 445112	463522 89084	7164
CASINGHEAD GASOLINE BLENDING 400 U STATES	GAL 640677	110860	5151996	736051	7165
LUB OILS UNDER 250 PER GAL 400 U STATES	GAL 582616	42651	1285373	91609	7166
PETRO LUB OILS 250 GAL OR OVER 100 U KINGDOM 327 FRANCE 335 GERMANY W 354 NETHRLNDS 376 SWITZRLND 381 ALASKA 400 U STATES	GAL 582616 554846	42651 112682	1285373 1190551	91609 236322	7167
OILS MINERAL N O P 100 U KINGDOM 400 U STATES	GAL 930	1106	965 40 75	1262 199 52	7168
STOVE OIL NO 1 FUEL OIL 357 NETH ANT 381 ALASKA 387 VENEZUELA 400 U STATES	GAL 1380 62 2513	813 148 1773	3680 62 5869	2444 148 4680	7171
LIGHT FUEL OILS NOS 2 AND 3 357 NETH ANT 381 ALASKA 387 VENEZUELA 400 U STATES	GAL 1133053 1138013	496445 500337	2281149 2291840	1006988 1015773	7172
HEAVY FUEL OILS NOS 4 5 AND 6 357 NETH ANT 400 U STATES	GAL 5000 68196	1117 97239	5150 186936	1227 242711	7173
DIESEL FUEL 357 NETH ANT 381 ALASKA 387 VENEZUELA 400 U STATES	GAL 73196 3884734	98356 474146	192086 8532629	243938 999788	7174
	GAL 1137523 1411584	127463 193057	2272352 7065484	247725 849706	
	GAL 6433841	794666	18478746	2199181	
	GAL 4059499	468398	11517144	1282786	
	GAL 3602442 3466205	387461 423163	3602442 9721153	387461 1159022	
	GAL 11128146	1279022	24848114	2829887	
	GAL 2218790 13809112	168232 964211	22218576 21438668	1444930 1460960	
	GAL 16027902	1132443	43657244	2905890	
	GAL 93132 12533	10793 1258	93132 15062	10793 1624	
	GAL 3451983 4359059	360119 535362	3451983 9475485	360119 1134193	
	GAL 7916707	907532	13035662	1506731	

IMPORTS INTO CANADA FOR CONSUMPTION

Articles and Countries from which Imported	MONTH OF FEBRUARY 1957		TWO MONTHS ENDED FEBRUARY 1957		Class Number
	Quantities	Values (\$)	Quantities	Values (\$)	
TRACTOR FUEL	GAL				7175
PETROL GREASE LUBRICATING NOP	LB				7181
100 U KINGDOM	392	171	4389	1358	
381 ALASKA	10225	1388	22248	2962	
400 U STATES	1689286	174298	2902407	317476	
	1699903	175857	2929044	321796	
PETROL JELLIES TOILET MEDICINE					7182
100 U KINGDOM				215	
400 U STATES		68904		134185	
		68904		134400	
PARAFFINE WAX	LB				7183
215 INDIA			700000	28409	
400 U STATES	3056147	217160	5801860	434940	
	3056147	217160	6501860	463349	
CANDLES PARAFFINE WAX	LB				7184
318 DENMARK			600	469	
347 JAPAN			4919	1306	
400 U STATES	3969	1329	21385	7326	
	3969	1329	26904	9101	
PRODUCTS OF PETROLEUM N O P	GAL				7185
381 ALASKA	1608	764	3275	1650	
400 U STATES	5078575	635807	7888073	1115034	
	5080183	636571	7891348	1116684	
LIQUEFIED PETROLEUM GASES	LB				7186
400 U STATES	18147400	215790	43060755	532171	
	18147400	215790	43060755	532171	
NAPHTHA INCL SOLVENT NAPHTHA	GAL				7187
100 U KINGDOM	36	104	36	104	
381 ALASKA			3710	1246	
400 U STATES	1168199	245594	2338262	497383	
	1168235	245698	2342008	498733	
ARTIFICIAL ABRASIVE GRAINS					7191
327 FRANCE				4965	
400 U STATES		326111		494611	
		326111		499576	
DIAMONDS BLACK BORT FOR BORERS	CARAT				7192
100 U KINGDOM	7081	40473	28592	182211	
207 UN SO AFR	27384	129640	51688	249737	
306 BELGIUM	11539	99563	15956	134435	
320 DOM REP	23	350	23	350	
338 HAITI	383	910	383	910	
339 HONDURAS			170	380	
354 NETHRLNDS	605	5224	605	5224	
400 U STATES	103680	630349	217583	1315909	
	150695	906509	315000	1889156	
DIATOMACEOUS EARTH	CWT				7193
400 U STATES	42285	85569	80608	165185	
	42285	85569	80608	165185	
EMERY IN BULK					7194
400 U STATES		10142		17081	
		10142		17081	
GRINDING WHEELS BONDED					7195
100 U KINGDOM		716		1622	
318 DENMARK				91	
335 GERMANY W		4450		7057	
359 NORWAY		2352		6830	
375 SWEDEN		1045		1045	
400 U STATES		175603		331501	
		184166		348146	
GRINDING STONES BLOCKS BONDED					7196
100 U KINGDOM		172		172	
335 GERMANY W		135		135	
400 U STATES		37330		72663	
		37637		72970	
GRINDSTONES 36 INCHES OR OVER	NO				7198
GRINDSTONES N O P	NO				7199
400 U STATES	76	669	126	875	
	76	669	126	875	
PUMICE PUMICE STONE LAVA TUSA					7200
400 U STATES		18160		44761	
		18160		44761	
COATED ABRASIVE PAPER CLOTH					7202
335 GERMANY W		653		746	
359 NORWAY				493	
400 U STATES		70648		179781	
		71301		181020	
MFRS OF ABRASIVES N O P					7203
100 U KINGDOM		145		3116	
335 GERMANY W		76		1511	
400 U STATES		58505		95943	
		58726		100570	
BUILDING STONE N O P	CWT				7210
400 U STATES	27851	25940	62112	59115	
	27851	25940	62112	59115	
GRANITE ROUGH					7215
326 FINLAND				1053	
359 NORWAY				2001	
375 SWEDEN		1557		3979	
400 U STATES		7200		10597	
		8757		17630	
GRANITE SAWN					7216
326 FINLAND				1500	
375 SWEDEN				6238	
400 U STATES		1447		10561	
		1447		18299	

IMPORTS INTO CANADA FOR CONSUMPTION

Articles and Countries from which Imported	MONTH OF FEBRUARY 1957		TWO MONTHS ENDED FEBRUARY 1957		Class Number
	Quantities	Values (\$)	Quantities	Values (\$)	
GRANITE MANUFACTURES					7218
326 FINLAND		398		398	
335 GERMANY W		3254		3254	
359 NORWAY				67	
375 SWEDEN		9427		13476	
400 U STATES		917		2822	
		13996		20017	
GYPSUM	TON				7221
352 MEXICO	6958	19704	17996	94170	
400 U STATES	27	624	27	624	
	6985	20328	18023	94794	
LIME	CWT				7223
400 U STATES	51450	30241	113929	66072	
	51450	30241	113929	66072	
PLASTER OF PARIS WALL PLASTER	CWT				7224
400 U STATES	32796	41641	55862	69015	
	32796	41641	55862	69015	
CEMENT PORTLAND	CWT				7225
100 U KINGDOM	5814	8552	7579	10976	
306 BELGIUM	264	411	264	411	
335 GERMANY W			1750	2934	
400 U STATES	53550	65666	85372	104813	
	59628	74629	94965	119134	
CEMENT MANUFACTURES N O P					7226
100 U KINGDOM				137	
400 U STATES		61655		147062	
		61655		147199	
WHITE PORTLAND CEMENT CLINKER	CWT				7227
400 U STATES	16153	15921	31081	30268	
	16153	15921	31081	30268	
MARBLE ROUGH					7231
327 FRANCE		1014		1014	
344 ITALY		2570		2570	
400 U STATES		5233		5233	
		8817		8817	
MARBLE SAWN					7232
344 ITALY		5003		5003	
372 SPAIN				1902	
400 U STATES		15497		43316	
		20500		50221	
MARBLE FOR TOMBSTONES					7233
400 U STATES		609		2087	
		609		2087	
MARBLE MANUFACTURES N O P					7234
306 BELGIUM		1815		1815	
335 GERMANY W		1606		1606	
344 ITALY		500		841	
366 PORTUGAL				251	
400 U STATES		799		1598	
		4720		6111	
MARBLE ORNAMENTAL FOR CHURCHES					7235
344 ITALY		6093		7296	
		6093		7296	
ROOFING SLATE	SG				7241
400 U STATES	160	2408	240	3944	
	160	2408	240	3944	
SLATE MANUFACTURES N O P					7243
100 U KINGDOM				1995	
344 ITALY		68		68	
400 U STATES		870		2219	
		938		4282	
BURRSTONES IN BLOCKS	NO				7251
CHALK CLIFF STONE MICA SCHIST					7252
100 U KINGDOM				59	
400 U STATES		615		1063	
		615		1122	
CHALK PREPARED					7253
400 U STATES		256		256	
		256		256	
CURLING STONES AND HANDLES	PAIR				7254
100 U KINGDOM			258	10292	
			258	10292	
FELDSPAR CRUDE ONLY	CWT				7255
FELDSPAR GROUND	CWT				7256
400 U STATES	1100	1236	1130	1294	
	1100	1236	1130	1294	
FLINT AND GROUND FLINT STONE	CWT				7257
400 U STATES	750	2001	1187	3482	
	750	2001	1187	3482	
FLUORSPAR	CWT				7258
352 MEXICO	6599	9501	13451	19805	
400 U STATES	140	500	608	1297	
	6739	10001	14059	21102	
GANISTER	CWT				7259
400 U STATES			667	756	
			667	756	
MAGN CARB FOR RUBBER PRODUCTS	CWT				7260
400 U STATES	10	133	10	133	
	10	133	10	133	
MAG OX AND CARB FOR INSULATION	CWT				7261
100 U KINGDOM	381	2415	802	5474	
400 U STATES	4670	12965	7489	22029	
	5051	15380	8291	27503	

IMPORTS INTO CANADA FOR CONSUMPTION

Articles and Countries from which Imported	MONTH OF FEBRUARY 1957		TWO MONTHS ENDED FEBRUARY 1957		Class Number
	Quantities	Values (\$)	Quantities	Values (\$)	
PHOSPHATE ROCK 400 U STATES	CWT 129960	133683	178507	236386	7263
SILICA SAND 400 U STATES	CWT 1034599	173372	2169966	361089	7264
SAND AND GRAVEL N O P 400 U STATES	TON 2411	10090	14114	26437	7265
SILEX OR CRYSTALLIZED QUARTZ 400 U STATES	CWT 29556	14772	78561	43181	7266
STONE REFUSE 400 U STATES	TON 83		83	1731	7267
TALC OR SOAPSTONE 400 U STATES	CWT 19816	32097	36777	61607	7268
WHITING GILDERS PARIS WHITE 100 U KINGDOM 327 FRANCE 400 U STATES	CWT 2912 1150 8425	1965 358 17565	5712 1550 15189	4566 476 34045	7269
STONE AND MANUFACTURES N O P 231 HONG KONG 344 ITALY 400 U STATES		184 708		184 416 1122	7270
ROOFING GRANULES 400 U STATES	CWT 106446	99784	157248	142505	7271
STONE CRUSHED 400 U STATES	TON 2411	10381	6401	23455	7272
QUARTZ PIEZO ELECTRIC 100 U KINGDOM 309 BRAZIL 400 U STATES	LB 770 110 880	2850 5151 8001	1672 429 2102	242 11536 11721 23499	7273
MAGNESIA DEAD BURNED SINTERED 100 U KINGDOM 400 U STATES	CWT 70 5599 5669	870 36330 37200	70 11346 11416	870 61969 6839	7274
MAGNESIA CAUSTIC CALCINED 100 U KINGDOM 354 NETHRLNDS 400 U STATES	CWT 67 1198 1265	746 4882 5628	67 220 5461 5748	46 528 23874 25218	7275
ELECTRIC OR BLAST FURNACE SLAG 400 U STATES	CWT 28780	5162	64114	10123	7280
BARYTES 335 GERMANY W 400 U STATES	CWT 938 1683 2621	1004 3112 4116	938 4863 5801	1004 8513 9517	7281
CARBONS 3 TO 35 INCHES CIRCUM 100 U KINGDOM 327 FRANCE 400 U STATES		811 732 56782		7697 1462 120558	7282
CARBONS OVER 35 INCHES CIRCUM 327 FRANCE 400 U STATES		299 70872 71171		299 115954 116253	7283
ELECTRIC LIGHT CARBONS N D P 100 U KINGDOM 400 U STATES	LB 3268	3216	1356 27146	2370 19859	7284
CRAYONS 100 U KINGDOM 327 FRANCE 335 GERMANY W 344 ITALY 347 JAPAN 400 U STATES		101 888 318 504 56766 58577		416 343 1297 751 680 76672 80159	7285
DIAMONDS UNSET 100 U KINGDOM 224 JAMAICA 306 BELGIUM 335 GERMANY W 354 NETHRLNDS 360 ISRAEL 376 SWITZRLND 400 U STATES	CARAT 758 3194 359 609 1 687	108233 421072 56989 70358 137 76991	1154 5 6375 48 467 1575 9 1647	179537 1138 826518 5761 75300 168153 1285 159036	7286
EARTHS CRUDE ONLY 400 U STATES		330 330		330 330	7287
FOUNDRY FACINGS OF ALL KINDS 400 U STATES		15679		33491	7288
FULLERS EARTH IN BULK ONLY 100 U KINGDOM 400 U STATES		13819		31991 32120	7289

IMPORTS INTO CANADA FOR CONSUMPTION

Articles and Countries from which Imported	MONTH OF FEBRUARY 1957		TWO MONTHS ENDED FEBRUARY 1957		Class Number
	Quantities	Values (\$)	Quantities	Values (\$)	
GAS IMPORTED BY PIPE LINE 400 U STATES	M FT 2449044	492012	4912651	1076183	7290
INSULATORS ELECTRIC N O P 100 U KINGDOM 400 U STATES		504 61547 62051		13590 100194 113784	7291
MAGNESIA PIPE COVERING 100 U KINGDOM 400 U STATES		2138 8340 10478		2138 11591 13729	7292
MINERAL WOOL N O P 400 U STATES	LB 86797	15164	231656	30551	7295
SALT TABLE 400 U STATES	CWT 258	10310	620	11383	7296
SALT FOR FISHERIES 224 JAMAICA 227 BAHAMAS 344 ITALY	CWT 45920	8188	1837 45920 50400	303 8188 7560	7297
SALT IN BULK N O P 400 U STATES	CWT 227082	50019	428852	94876	7298
SALT IN BAGS BARRELS 100 U KINGDOM 400 U STATES	CWT 630	976	1185	1981	7299
SULPHUR AND BRIMSTONE 400 U STATES	CWT 213245	257630	403017	493189	7300
MINERAL SUBSTANCES N O P 100 U KINGDOM 207 UN SO AFR 231 HONG KONG 318 DENMARK 327 FRANCE 335 GERMANY W 344 ITALY 376 SWITZRLND 400 U STATES		11395		12851 10625 207 168 378 3867 2577 128 894812	7301
VERMICULITE CRUDE 400 U STATES		21088		51196	7302
ASPHALT TILE FOR FLOORING 400 U STATES	SQ FT 160406	12264	244019	20619	7303
ANDALUSITE KYANITE MULLITE ETC 400 U STATES	CWT 1940	11456	4360	19771	7304

IMPORTS INTO CANADA FOR CONSUMPTION

Articles and Countries from which Imported	MONTH OF FEBRUARY 1957		TWO MONTHS ENDED FEBRUARY 1957		Class Number
	Quantities	Values (\$)	Quantities	Values (\$)	
<u>GROUP 8</u>					
<u>CHEMICALS AND ALLIED PRODUCTS</u>					
ACID BORACIC 25 LBS OR OVER 400 U STATES	LB 184048	23642	553748	56424	8001
	184048	23642	553748	56424	
ACID HYDROFLUOSILICIC 400 U STATES	LB 4465	288	31355	3416	8002
	4465	288	31355	3416	
ACID MURIATIC 400 U STATES	LB 237254	2835	487969	6697	8003
	237254	2835	487969	6697	
ACETYSALICYLIC ACID 100 U KINGDOM 400 U STATES	LB 65614	34205	101230	53672	8004
	4500	2061	24300	11151	
	70114	36266	125530	64823	
ACID NITRIC 400 U STATES	LB 30380	2103	49413	3482	8005
	30380	2103	49413	3482	
ACID PHOSPHORIC 400 U STATES	LB 49317	2672	60361	3879	8006
	49317	2672	60361	3879	
ACID SULPHURIC 400 U STATES	LB 288902	5101	508489	13325	8008
	288902	5101	508489	13325	
ACID LACTIC 100 U KINGDOM 335 GERMANY W 400 U STATES	LB 6694	1655	6694	1655	8009
	1400	498	1400	498	
	7249	1013	7249	1013	
	15343	3166	15343	3166	
ACID NICOTINIC SALICYLIC ACIO 100 U KINGDOM 400 U STATES	LB 250	86	6720	3755	8010
	250	86	1250	433	
	250	86	7970	4188	
ACID ACETIC AND PYROLIGNEOUS 400 U STATES	GAL		243	126	8012
			243	126	
ACID CRESYLIC 100 U KINGDOM 400 U STATES	LB 16856	1295	34367	2511	8015
	6162	470	6437	648	
	23018	1765	40804	3159	
XANTHATES FOR ORES 400 U STATES	LB 493770	134310	1173670	305420	8016
	493770	134310	1173670	305420	
ACID OXALIC 335 GERMANY W 354 NETHRLNDS 400 U STATES	LB 2000	634	2755	527	8017
	2000	634	11023	1104	
	2000	634	47645	7920	
	2000	634	61423	9551	
ACID TANNIC 100 U KINGDOM 376 SWITZRLND 400 U STATES	LB 2350	2036	2350	2036	8020
			4404	4491	
	200	150	2400	3519	
	2550	2186	9154	10046	
TARTARIC ACID CRYSTAL OR POWD 100 U KINGDOM 400 U STATES	LB 5600	1891	61600	21351	8021
	600	492	600	492	
	6200	2383	62200	21843	
ACIDS N O P 100 U KINGDOM 318 DENMARK 327 FRANCE 335 GERMANY W 352 MEXICO 376 SWITZRLND 400 U STATES	LB 67240	17567	123341	32085	8022
			441	657	
	215	303	215	303	
			90776	37296	
	2	576	2	576	
			110	1344	
	766841	149481	1230436	271056	
	834298	167927	1445321	343317	
ACID ARSENIC 400 U STATES	LB 208803	7391	208803	7391	8023
	208803	7391	208803	7391	
ASCORBIC ACID 376 SWITZRLND 400 U STATES				7420	8024
		14141		25167	
		14141		32587	
ACID FORMIC 335 GERMANY W 400 U STATES	LB 41400	4048	54980	5313	8025
			2315	254	
	41400	4048	57295	5567	
ACID CHROMIC 100 U KINGDOM 335 GERMANY W 400 U STATES	LB 10000	2576	10000	2576	8026
			4409	1011	
	74210	19681	177200	46977	
	84210	22257	191609	50564	
ACID CARBOLIC OR PHENOL 400 U STATES	LB 280990	48824	1040160	180629	8027
	280990	48824	1040160	180629	
AMYL ALCOHOL 400 U STATES	GAL 135	272	188	351	8032
	135	272	188	351	

IMPORTS INTO CANADA FOR CONSUMPTION

Articles and Countries from which Imported	MONTH OF FEBRUARY 1957		TWO MONTHS ENDED FEBRUARY 1957		Class Number
	Quantities	Values (\$)	Quantities	Values (\$)	
BUTYL ALCOHOL 400 U STATES	LB 6920	915	67310	7990	8034
METHYL ETHYL KETONE ETC 400 U STATES	LB 284178	31382	764311	85028	8035
ETHYL AND METHYL ALCOHOL 381 ALASKA 400 U STATES	GAL 196320	67254	545927	187220	8036
RUM TO BE DENATURED 224 JAMAICA	P GAL 226	247	226	247	8037
ISOPROPYL ALCOHOL 400 U STATES	GAL 212	119	403	431	8038
CELLULOSE ACETATE PHOTO FILM 400 U STATES		87473		194663	8046
COLLODION FOR FILMS ENGRAVERS	GAL	87473		194663	8047
CAFFEINE AND SALTS 335 GERMANY W 376 SWITZRLND	LB 11862	24606	16615	33839	8052
COCAINE	OZ 11862	24606	21015	41873	8053
CODEINE AND SALTS 100 U KINGDOM 215 INDIA 335 GERMANY W	OZ 12276	58581	14676	69467	8054
OPIUM DERIVATIVES N O P 100 U KINGDOM 215 INDIA 354 NETHRLNDS 400 U STATES	OZ 17776	93081	20176	103967	8056
OPIUM 100 U KINGDOM	LB 750	1568	1080	2197	8057
QUININE SALTS 400 U STATES	OZ 4000	1037	5300	1447	8059
STRYCHNINE AND SALTS 100 U KINGDOM	OZ 3160	2303	3160	2303	8060
PREPARATIONS WEED KILLING 100 U KINGDOM 400 U STATES		101454		108665	8069
NICOTINE AND SALT FOR SPRAYING 400 U STATES	LB 740	279	3188	1817	8070
CHLOROPICRIN INSECTICIDES 400 U STATES		1489		8521	8071
SPRAYS IN PKGS NOT OVER 3 LBS 100 U KINGDOM 335 GERMANY W 400 U STATES		241		674	8072
DISINFECTANTS DIPS SPRAYS NOP 100 U KINGDOM 327 FRANCE 335 GERMANY W 359 NORWAY 376 SWITZRLND 400 U STATES		11761		58555	8073
MEDICINAL PREPARATIONS DRY 100 U KINGDOM 231 HONG KONG 327 FRANCE 335 GERMANY W 347 JAPAN 376 SWITZRLND 400 U STATES		68493		112494	8074
MEDICINAL PREPARATIONS LIQUID 100 U KINGDOM 231 HONG KONG 327 FRANCE 335 GERMANY W 347 JAPAN 375 SWEDEN 376 SWITZRLND 400 U STATES		3301		5193	8075
MEDICINAL PREPARATIONS OTHER 231 HONG KONG 327 FRANCE 400 U STATES		153		1020	8076
MEDICATED WINES UNDER 40 PROOF	GAL	31222		40635	8077

IMPORTS INTO CANADA FOR CONSUMPTION

Articles and Countries from which Imported	MONTH OF FEBRUARY 1957		TWO MONTHS ENDED FEBRUARY 1957		Class Number
	Quantities	Values (\$)	Quantities	Values (\$)	
MENTHOL NATURAL OR SYNTHETIC 309 BRAZIL 313 CHINA 400 U STATES		12403		28794	8078
		494		5783	
		12897		7174	
				41751	
PAPAINÉ 400 U STATES		3173		5767	8079
		3173		5767	
SPIRITS AND STRONG WATERS 100 U KINGDOM 231 HONG KONG 335 GERMANY W 400 U STATES	GAL 65 757	372 2706	72 2023	493 7352	8081
		104	156	78	
	926	4987	2252	3454	
				11377	
EXTRACT OF CASCARA SAGRADA 400 U STATES		901		8610	8082
		901		8610	
PENICILLIN AND PRODUCTS 100 U KINGDOM 305 AUSTRIA 400 U STATES		161		939	8083
		6176		6176	
		91721		141298	
		98058		148413	
STREPTOMYCIN AND PRODUCTS 100 U KINGDOM 400 U STATES				1465	8084
		9653		12207	
		9653		13672	
SULPHA DRUGS 100 U KINGDOM 318 DENMARK 327 FRANCE 354 NETHRLNDS 400 U STATES		18476		19309	8085
		7426		9887	
		372		14567	
		6150		8362	
		26206		32599	
		58630		84724	
ANTIBIOTICS N O P 100 U KINGDOM 327 FRANCE 400 U STATES		12632		15602	8086
		1450		1450	
		304906		692144	
		318988		709196	
ANILINE DYES 1 LB OR OVER 100 U KINGDOM 306 BELGIUM 327 FRANCE 335 GERMANY W 354 NETHRLNDS 376 SWITZRLND 400 U STATES	LB 52712 2471 42180 36865 436450 570678	57165 2675 56485 66606 618074 801005	120309 6218 6757 67153 3630 103748 782661 1090476	146464 5932 11509 88083 2563 186071 1065357 1505979	8091
ANILINE AND COAL TAR DYES NOP 400 U STATES	LB 3259	12052	6331	27255	8092
		12052	6331	27255	
ANILINE OIL CRUDE 400 U STATES	LB		4650	897	8093
			4650	897	
ANILINE SALTS AND ALIZARIN 100 U KINGDOM	LB 1050	1329	3140	10140	8094
		1329	3140	10140	
COAL TAR BASE OR SALT FOR DYES 100 U KINGDOM 306 BELGIUM 335 GERMANY W 344 ITALY 376 SWITZRLND 400 U STATES	LB 8700 220 5150 11574 2022 41733 69399	5677 261 7329 7585 1680 46391 68923	11190 936 28911 22685 2294 76395 142411	8161 869 27819 13639 1884 89851 142223	8095
CAMWOOD AND SUMAC AND EXTRACT 400 U STATES	CWT		19	215	8103
			19	215	
CHEM COMP FOR DYEING TANNG NOP 100 U KINGDOM 335 GERMANY W 376 SWITZRLND 400 U STATES	CWT 467 391 20 14482 15360	9681 12647 972 82151 105451	489 1160 165 29782 31596	10502 25561 7582 178965 222610	8104
BASIC CHROMIC SULPHATE 100 U KINGDOM 335 GERMANY W 400 U STATES	CWT 470 330 657 1457	3635 2983 6614 13232	1190 330 3148 4668	9221 2983 31394 43598	8105
INDIGO INDIGO PASTE OR EXTRACT 100 U KINGDOM	CWT 125	10841	273	21638	8106
		10841	273	21638	
IRON AND RED LIQUOR FOR DYEING	CWT				8107
LOGWOOD AND FUSTIC EXTRACT 400 U STATES	CWT 109	3479	130	4295	8109
		3479	130	4295	
QUEBRACHO EXTRACT 304 ARGENTINA 400 U STATES	CWT 3464 82 3546	38273 680 38953	11450 102 11552	125698 913 126611	8111
TERRA JAPONICA GAMBIER CUTCH 100 U KINGDOM	CWT 22	349	56	860	8113
		349	56	860	
TURMERIC 215 INDIA 400 U STATES	CWT 22 67 89	240 712 952	122 67 189	1407 712 2119	8114

IMPORTS INTO CANADA FOR CONSUMPTION

Articles and Countries from which Imported	MONTH OF FEBRUARY 1957		TWO MONTHS ENDED FEBRUARY 1957		Class Number
	Quantities	Values (\$)	Quantities	Values (\$)	
NON EDIBLE SEEDS BEANS NUTS 100 U KINGDOM 224 JAMAICA 400 U STATES	CWT 336 63 399	1002 1903 2905	1 336 433	97 1002 3908	8115
CHESTNUT EXTRACT 344 ITALY	CWT 1102 1102	10582 10582	3049 3049	27511 27511	8116
SPRUCE EXTRACT 400 U STATES	CWT 41 41	215 215	271 271	1547 1547	8117
MYROBALAN EXTRACT 400 U STATES	CWT 38 38	145 145	1108 1108	7234 7234	8118
WATTLE EXTRACT 203 B E AFR 207 UN SO AFR 400 U STATES	CWT		558 4823 561 5942	5210 39139 5159 49508	8119
HEMLOCK EXTRACT 400 U STATES	CWT 100 100	707 707	178 178	1235 1235	8120
EXTRACTS N O P DYEING TANNING 100 U KINGDOM 219 BEL OTHER 335 GERMANY W 379 TURKEY 400 U STATES	CWT 3	258 57	1 45 3 276 5631	692 391 57 2526 27801	8121
BINITROTOLUOL FOR EXPLOSIVES	LB				8131
NITRATE COMPOUNDS NOP FOR EXPL 400 U STATES	LB 128850 128850	14808 14808	185050 185050	20836 20836	8132
BLASTING AND MINING POWDER	LB				8133
DYNAMITE AND NITRO GLYCERINE	LB				8134
FIREWORKS FIRECRACKERS 100 U KINGDOM 231 HONG KONG 347 JAPAN 400 U STATES		636 34736 1643 11827 48842		13596 55025 1643 18807 89071	8135
FUSE NON METALLIC 100 U KINGDOM 400 U STATES		69 1685 1754		69 4755 4824	8136
GUN RIFLE SPORTING POWDER 400 U STATES	LB 6276 6276	5238 5238	44573 44573	38430 38430	8137
EXPLOSIVES N O P 400 U STATES	LB 38064 38064	27655 27655	39114 39114	28515 28515	8138
NITROGEN SOLUTION 400 U STATES	CWT 68400 68400	186558 186558	139187 139187	364388 364388	8149
NITROGEN FERTILIZER N O P 359 NORWAY	CWT		200 200	541 541	8150
AMMONIUM SULPHATE 100 U KINGDOM 400 U STATES	CWT 406 1606 2012	1155 2956 4111	854 1781 2635	2553 4181 6734	8151
BASIC SLAG	CWT				8152
POTASH MURIATE OF 327 FRANCE 400 U STATES	CWT 50060 78346 128406	80251 91746 171997	120500 178721 299221	193260 209933 403193	8155
POTASH SULPHATE OF 400 U STATES	CWT 17700 17700	28137 28137	24546 24546	40342 40342	8156
SODA NITRATE OR CUBIC NITRE 312 CHILE 400 U STATES	CWT 600 8694 9294	1682 21474 23156	1600 15236 16836	3977 36795 40772	8157
TRIPLE SUPERPHOSPHATE 400 U STATES	CWT 5141 5141	11379 11379	21652 21652	48885 48885	8161
SUPERPHOSPHATE N O P 400 U STATES	CWT 222534 222534	204687 204687	422438 422438	386590 386590	8162
PHOSPHATE FERTILIZER N O P 400 U STATES	CWT 3287 3287	15521 15521	4487 4487	22585 22585	8163
SULPHATE OF POTASH MAGNESIA 400 U STATES	CWT 4582 4582	2958 2958	4582 4582	2958 2958	8164
POTASH FERTILIZER N O P	CWT				8165
FERTILIZER MIXED 400 U STATES	CWT 7669 7669	30123 30123	8282 8282	43243 43243	8166
FERTILIZER MATERIALS N O P 400 U STATES	CWT 9533 9533	17618 17618	17667 17667	31983 31983	8167

IMPORTS INTO CANADA FOR CONSUMPTION

Articles and Countries from which Imported	MONTH OF FEBRUARY 1957		TWO MONTHS ENDED FEBRUARY 1957		Class Number
	Quantities	Values (\$)	Quantities	Values (\$)	
LITHARGE					
100 U KINGDOM	CWT 51	853	251	4268	8171
400 U STATES	2467	42557	3409	60233	
	2518	43410	3660	64501	
LEAD RED DRY ORANGE MINERAL					
100 U KINGDOM	LB 14000	2375	14000	2375	8172
400 U STATES	4700	901	4700	901	
	18700	3276	18700	3276	
LEAD WHITE DRY					
	LB				8173
LEAD WHITE GROUND IN OIL					
400 U STATES	LB 5146	1034	5146	1034	8174
	5146	1034	5146	1034	
ANTIMONY OXIDE					
100 U KINGDOM	LB 40000	9126	40000	9126	8179
400 U STATES	5037	1381	5737	1649	
	45037	10507	45737	10775	
LAMP BLACK					
400 U STATES	LB 11250	2211	25104	4760	6180
	11250	2211	25104	4760	
TITANIUM OXIDE					
100 U KINGDOM	LB 1776500	352608	3528760	695673	8181
335 GERMANY W	330	190	330	190	
400 U STATES	6721789	939818	10775325	1505130	
	8498619	1292616	14304415	2200993	
CARBON BLACK					
400 U STATES	LB 3587349	219136	7886373	503121	8182
	3587349	219136	7886373	503121	
BONE BLACK AND IVORY BLACK					
400 U STATES	LB 3500	571	12000	2080	8183
	3500	571	12000	2080	
BLANC FIXE					
100 U KINGDOM	LB 1300	134	3280	960	8184
335 GERMANY W	64136	1899	64136	1899	
400 U STATES	40631	3188	40631	3188	
	106067	5221	108047	6047	
BRONZE POWDER					
100 U KINGDOM	LB 68	69	68	69	8185
335 GERMANY W	1389	844	1389	844	
400 U STATES	1760	2262	2645	3616	
	3217	3175	4102	4529	
LITHOPONE					
100 U KINGDOM	LB 40000	2637	40000	2637	8186
306 BELGIUM	40000	2396	40000	2396	
335 GERMANY W	40000	3984	40000	3984	
400 U STATES	85050	6918	261060	20315	
	205050	15935	381060	29332	
OXIDE OF COBALT					
400 U STATES	LB		2000	4778	8187
			2000	4778	
OXIDE OF COPPER					
100 U KINGDOM	LB 37680	17276	66800	29879	8188
400 U STATES	370	231	2845	3338	
	38050	17507	69645	33217	
OXIDES FILLERS COLOURS DRY NOP					
100 U KINGDOM	LB 40573	22934	157823	54736	8189
318 DENMARK	2000	1920	2000	1920	
327 FRANCE			35	154	
335 GERMANY W	22486	1036	152244	9099	
354 NETHRLNDS	200	179	200	179	
372 SPAIN	122399	2553	122399	2553	
400 U STATES	447976	214945	1027168	489347	
	635634	243567	1461869	557988	
PARIS GREEN DRY					
400 U STATES	LB 32000	8755	32000	8755	8190
	32000	8755	32000	8755	
SATIN WHITE					
400 U STATES	LB 140654	2367	212986	3588	8191
	140654	2367	212986	3588	
ULTRAMARINE BLUE DRY OR PULP					
100 U KINGDOM	LB 6800	1349	15470	2916	8192
400 U STATES	16600	4921	21200	6163	
	23400	6270	36670	9079	
ZINC WHITE OXIDE					
400 U STATES	LB 54100	7556	165100	23261	8193
	54100	7556	165100	23261	
OXIDE OF TIN					
100 U KINGDOM	LB		6484	5909	8194
			6484	5909	
OCHRES SIENNAS AND UMBERS					
100 U KINGDOM	LB 14000	398	24900	817	8201
335 GERMANY W	220	149	220	149	
400 U STATES	125750	3779	226481	9651	
	139970	4326	251601	10617	
PUTTY					
100 U KINGDOM	LB		600	60	8202
400 U STATES	25512	4343	57213	9021	
	25512	4343	57813	9081	
ARTISTS AND CHILDRENS COLOURS					
100 U KINGDOM		11697		22880	8211
327 FRANCE		1264		1431	
335 GERMANY W				606	
347 JAPAN				201	
354 NETHRLNDS				276	
400 U STATES		22395		46335	
		35356		71729	

IMPORTS INTO CANADA FOR CONSUMPTION

Articles and Countries from which Imported	MONTH OF FEBRUARY 1957		TWO MONTHS ENDED FEBRUARY 1957		Class Number
	Quantities	Values (\$)	Quantities	Values (\$)	
GOLD LIQUID PAINT 400 U STATES		1072		1072	8212
		1072		1072	
LIQUID FILLERS AND PAINTS NOP	GAL				8213
100 U KINGDOM	802	2430	1255	4174	
236 NEW ZEAL	40	260	40	260	
335 GERMANY W	67	447	467	625	
354 NETHRLNDS			45	381	
376 SWITZRLND			90	147	
400 U STATES	45942	172482	81569	334172	
	46851	175619	83466	339759	
SPIRIT VARNISHES AND LACQUERS	GAL				8214
100 U KINGDOM	257	2035	449	3318	
318 DENMARK	50	232	50	232	
335 GERMANY W	68	549	150	1099	
400 U STATES	6288	33183	15534	70840	
	6663	35999	16183	75489	
STAINS AND OXIDES	LB				8215
100 U KINGDOM	2328	3159	3978	3817	
400 U STATES	33898	27496	45984	42810	
	36226	30655	49962	46627	
VARNISHES LACQUERS JAPANS NOP	GAL				8216
100 U KINGDOM	5	63	643	2665	
400 U STATES	22286	65227	40738	124189	
	22291	65290	41381	126854	
ALCOHOLIC PERFUMES UNDER 4 OZ					8221
100 U KINGDOM		647		1406	
231 HONG KONG				55	
327 FRANCE		14406		33745	
335 GERMANY W		4021		5974	
344 ITALY		972		1367	
354 NETHRLNDS		609		609	
400 U STATES		10591		18615	
		31246		61771	
ALCOHOLIC PERFUMES OVER 4 OZ	GAL				8222
327 FRANCE	94	2716	129	5684	
335 GERMANY W	17	382	22	516	
400 U STATES	27	893	64	1312	
	138	3991	215	7512	
PERFUMERY TOILET PREPARATIONS					8224
100 U KINGDOM		1761		7894	
327 FRANCE		2182		8678	
335 GERMANY W		4146		17091	
344 ITALY		648		968	
354 NETHRLNDS				7371	
400 U STATES		64571		111198	
		73308		153200	
CASTILE SOAP	LB				8231
400 U STATES	910	355	1835	750	
	910	355	1835	750	
COMMON OR LAUNDRY SOAP	LB				8232
400 U STATES	58000	8064	215500	30145	
	58000	8064	215500	30145	
LIQUID SOAP	LB				8234
400 U STATES	124349	32150	218740	56384	
	124349	32150	218740	56384	
SOAP POWDERS AND FLAKES	LB				8235
100 U KINGDOM	13440	1093	13440	1093	
400 U STATES	371351	59438	984191	150891	
	384791	60531	997631	151984	
TOILET SOAP N O P					8236
100 U KINGDOM		5329		7636	
306 BELGIUM		57		57	
335 GERMANY W		959		1423	
354 NETHRLNDS		345		345	
372 SPAIN		341		435	
400 U STATES		14680		23431	
		21711		33327	
WHALE OIL SOAP	LB				8237
100 U KINGDOM	2240	143	7840	460	
400 U STATES	2875	338	2875	338	
	5115	481	10715	798	
SOAP N O P					8238
100 U KINGDOM		51		409	
327 FRANCE		228		228	
376 SWITZRLND				135	
400 U STATES		8682		17566	
		8961		16338	
ALUM IN BULK NOT CALCINED	CWT				8251
100 U KINGDOM	1000	3285	1160	3839	
335 GERMANY W	106	755	106	755	
400 U STATES	238	1368	1024	4226	
	1344	5408	2290	8890	
CHLORIDE OF ALUMINUM	CWT				8252
400 U STATES	1750	26645	3673	56490	
	1750	26645	3673	56490	
SULPHATE OF IRON COPPERAS	CWT				8253
100 U KINGDOM			200	460	
400 U STATES	2476	4306	3874	6454	
	2476	4306	4074	6914	
SULPHATE OF ALUMINA ALUM CAKE	CWT				8254
100 U KINGDOM	15100	29820	21100	38936	
335 GERMANY W	1200	2016	1200	2016	
400 U STATES	6814	12427	12984	23847	
	23114	44263	35284	64799	

IMPORTS INTO CANADA FOR CONSUMPTION

125

Articles and Countries from which Imported	MONTH OF FEBRUARY 1957		TWO MONTHS ENDED FEBRUARY 1957		Class Number
	Quantities	Values (\$)	Quantities	Values (\$)	
AMMONIA NITRATE 400 U STATES	LB 63609	4729	113609	7468	8261
	63609	4729	113609	7468	
SAL AMMONIAC 100 U KINGDOM	LB 160000	10770	160000	10770	8262
335 GERMANY W			11000	382	
400 U STATES	1584	236	11584	1683	
	161584	11006	182584	12835	
SAL AMMONIAC SKIMMINGS 400 U STATES	LB 52214	5589	52793	5720	8263
	52214	5589	52793	5720	
AMMONIA COMPOUNDS N O P 100 U KINGDOM	LB 22720	2091	40864	3171	8264
335 GERMANY W	18077	727	36155	1457	
354 NETHRLNDS	2240	289	2240	289	
400 U STATES	571673	19074	1188980	35520	
	614710	22181	1268239	40437	
AMMONIA ANHYDROUS 400 U STATES	LB 1970720	74335	4395712	163420	8265
	1970720	74335	4395712	163420	
ANTIMONY SALTS TARTAR EMETIC 400 U STATES	LB 1450	868	3639	2316	8271
	1450	868	3639	2316	
ARSENOUS OXIDE ARSEN SULPHIDE	LB				8273
COPPER SUBACETATE PRECIPITATE	LB				8274
COPPER SULPHATE 100 U KINGDOM	LB 60000	7040	1900000	21566	8275
400 U STATES	39822	5499	88496	12037	
	99822	12539	278496	33603	
TIN BICHLORIOE TIN CRYSTALS 400 U STATES	LB 415	405	1265	1288	8277
	415	405	1265	1288	
ZINC CHLORIOE 100 U KINGDOM	LB 29600	2912	31840	3149	8278
400 U STATES	1327	198	25836	2640	
	30927	3110	57676	5789	
ZINC SULPHATE 100 U KINGDOM	LB 98400	4742	386864	16679	8279
306 BELGIUM			55000	3410	
335 GERMANY W			120000	3556	
400 U STATES	900	199	60900	3079	
	99300	4941	622764	26724	
BISMUTH SALTS 100 U KINGDOM		318		318	8291
		318		318	
LEAD ACETATE NOT GROUND 400 U STATES	LB 500	110	500	110	8292
	500	110	500	110	
LEAO ARSENATE	LB				8293
LEAD NITRATE NOT GROUND 100 U KINGDOM	LB		41440	6495	8294
400 U STATES			600	154	
			42040	6649	
COMPOUNDS OF TETRAETHYL LEAD 400 U STATES	LB 195271	69424	725407	257947	8295
	195271	69424	725407	257947	
BROMINE 400 U STATES	LB 1527	1516	3243	2210	8301
	1527	1516	3243	2210	
CHLORINE LIQUID CHLORINE GAS 400 U STATES	LB 5937970	166179	12641230	357407	8303
	5937970	166179	12641230	357407	
IODINE CRUDE 312 CHILE	LB 9975	10533	9975	10533	8304
400 U STATES	3984	4218	11752	12353	
	13959	14751	21727	22886	
IODIZED SALTS FOR ANIMALS 400 U STATES		329		876	8305
		329		876	
CALCIUM ARSENATE	LB				8311
CALCIUM CHLORIDE 400 U STATES	CWT 38402	53785	82327	118145	8315
	38402	53785	82327	118145	
CHLORIDE OF LIME 100 U KINGDOM	CWT 39	148	77	308	8316
347 JAPAN			44	607	
400 U STATES	295	5626	1281	15024	
	334	5774	1402	15939	
CALCIUM MOLYBDATE 400 U STATES	LB 6068	4239	8068	7617	8318
	6068	4239	8068	7617	
CALCIUM COMPOS NOP EXC CITRATE 100 U KINGDOM	LB 3500	1011	3900	1211	8319
327 FRANCE	500	670	553	787	
376 SWITZRLND			1100	2530	
400 U STATES	512027	58129	918698	99354	
	516027	59810	924251	103882	
CREAM OF TARTAR IN CRYSTALS 100 U KINGDOM	LB		1120	310	8322
344 ITALY	2204	490	12204	3123	
	2204	490	13324	3503	

IMPORTS INTO CANADA FOR CONSUMPTION

Articles and Countries from which Imported	MONTH OF FEBRUARY 1957		TWO MONTHS ENDED FEBRUARY 1957		Class Number
	Quantities	Values (\$)	Quantities	Values (\$)	
POTASH AND PEARL ASH 400 U STATES	LB 9065	918	68490	5912	8323
POTASH BICARBONATE	LB 9065	918	68490	5912	8325
POTASH BICHROMATE CRUDE 100 U KINGDOM 335 GERMANY W 400 U STATES	LB 3100 12600 15700	522 2087 2609	6100 2204 59200 67504	987 341 9894 11222	8326
POTASH CAUSTIC 335 GERMANY W 375 SWEDEN 400 U STATES	LB 495973 495973	19715 19715	21825 500 1189980 1212305	1893 118 47825 49836	8327
POTASH CHLORATE GROUND 376 SWITZRLND 400 U STATES	LB 22000 94 22094	2430 60 2490	32600 94 32694	4987 60 5047	8329
POTASH RED OR YELLOW PRUSSIAN 335 GERMANY W 400 U STATES	LB 2000 603 2603	779 231 1010	2000 1933 3933	779 924 1703	8330
POTASH NITRATE OR SALTPETRE 400 U STATES	LB 2400 2400	394 394	3750 3750	757 757	8331
POTASH COMPOUNDS N O P 100 U KINGDOM 354 NETHRLNDS 400 U STATES	LB 1543 250551 252094	344 48852 49196	1100 1543 779450 782093	358 344 112185 112887	8332
CLEANING COMPOUNDS SODIUM BASE 400 U STATES	LB 1088071 1088071	136099 136099	2665800 2665800	314689 314689	8337
SODA BENZOATE 400 U STATES	LB 20000 20000	1536 1536	20200 20200	1622 1622	8338
SODA BROMIDE 100 U KINGDOM 400 U STATES	LB 7700 7700	2497 2497	7700 8010	2497 282 2779	8339
SODA CITRATE 400 U STATES	LB 4000 4000	1235 1235			8340
BAKING POWDER	LB 4000 4000	1235 1235			8341
BORAX 400 U STATES	LB 817230 817230	23867 23867	2745981 2745981	80469 80469	8342
GLAUBER SALTS 335 GERMANY W 400 U STATES	LB 11023 121175 132198	1206 2348 3554	18430 431575 450005	2120 7599 9719	8343
SODA ARSENIATE BINARSSENIATE 100 U KINGDOM 400 U STATES	LB 2400 2400	1410 1410	11200 22000 33200	1059 11584 12643	8344
SODA ASH OR BARILLA 100 U KINGDOM 400 U STATES	LB 400000 16605700 17005700	5599 255739 261338	624000 40467160 41091160	8719 619045 627764	8345
SODA BICARBONATE 100 U KINGDOM 400 U STATES	LB 405000 527200 932200	7232 13186 20418	794000 1534580 2328580	14124 39074 53198	8346
SODA BICHROMATE 100 U KINGDOM 207 UN SO AFR 335 GERMANY W 365 POLAND 400 U STATES	LB 215780 11200 11000 309900 547880	23211 1699 1262 38473 64645	412780 11200 11000 677780 1119374	47038 1699 1262 78183 128807	8347
SODA BISULPHATE OR NITRE CAKE 100 U KINGDOM 400 U STATES	LB 402050 402050	10300 10300	10000 797930 807930	305 19581 19886	8348
SODA BISULPHITE 100 U KINGDOM	LB 40600 40600	2136 2136			8349
SODA CAUSTIC IN PACKAGES 375 SWEDEN 400 U STATES	LB 2221170 2221170	80567 80567	1500 2699779 2701279	246 103321 103567	8350
SODA CAUSTIC IN SOLUTION 400 U STATES	LB 16586211 16586211	197390 197390	39367522 39367522	478158 478158	8352
SODA CHLORATE	LB 175024 175024	21535 21535	231824 20000 251824	28737 3725 32462	8353
SODIUM CYANIDE 100 U KINGDOM 400 U STATES	LB 175024 175024	21535 21535	231824 20000 251824	28737 3725 32462	8354
SODIUM GLUTAMATE 313 CHINA 400 U STATES	LB 49485 49485	52923 52923	5000 54193 59193	4912 57541 62453	8355

IMPORTS INTO CANADA FOR CONSUMPTION

Articles and Countries from which Imported	MONTH OF FEBRUARY 1957		TWO MONTHS ENDED FEBRUARY 1957		Class Number
	Quantities	Values (\$)	Quantities	Values (\$)	
SODA HYPOSULPHITE	LB				8356
100 U KINGDOM	15680	529	15680	529	
400 U STATES	120250	7860	144490	9030	
	135930	8389	160170	9559	
SODA NITRITE	LB				8357
100 U KINGDOM	4480	177	127000	5371	
335 GERMANY W			4409	198	
400 U STATES	1200	219	4150	502	
	5680	396	135559	6071	
SODA PEROXIDE	LB				8358
100 U KINGDOM	16875	2247	16875	2247	
400 U STATES	177	156	96177	17294	
	17052	2403	113052	19541	
SODA PHOSPHATE N O P	LB				8359
100 U KINGDOM	1120	452	1120	452	
400 U STATES	635375	63096	1237366	117651	
	636495	63548	1238486	118103	
SODA PRUSSIATE	LB				8360
335 GERMANY W	37400	3624	37400	3624	
400 U STATES	22000	2851	27000	3554	
	59400	6475	64400	7178	
SODA SAL	LB				8361
400 U STATES	1050	54	1050	54	
	1050	54	1050	54	
SODA SILICATE	LB				8362
100 U KINGDOM	66561	1751	76561	2077	
400 U STATES	464600	16846	995868	42120	
	531161	18597	1072429	44197	
SODA SULPHATE CRUDE SALT CAKE	LB				8363
400 U STATES	2102900	19183	4725384	43064	
	2102900	19183	4725384	43064	
SODA SULPHIDE	LB				8364
100 U KINGDOM	111000	4570	111000	4570	
400 U STATES	194160	9776	348910	17863	
	305160	14346	459910	22433	
SODA SULPHITE	LB				8365
100 U KINGDOM	672000	15120	672000	15120	
400 U STATES	241900	7849	632480	20838	
	913900	22969	1304480	35958	
SODIUM COMPOUNOS N O P	LB				8366
100 U KINGDOM	24570	9760	135389	27604	
318 DENMARK	11000	599	11000	599	
335 GERMANY W	2158	373	4158	909	
372 SPAIN	12125	678	62125	2518	
400 U STATES	1378385	101653	2971395	194969	
	1428238	113063	3184067	226599	
SODA PHOSPHATE DISODIUM	LB				8367
400 U STATES	10000	735	18000	1316	
	10000	735	18000	1316	
SODA PHOSPHATE TRISODIUM	LB				8368
400 U STATES	48700	2459	120800	6435	
	48700	2459	120800	6435	
SODA FLUORIDE	LB				8369
100 U KINGDOM	2000	219	4096	512	
400 U STATES	1950	1865	2350	1926	
	3950	2084	6446	2438	
SODA ANTIMONATE	LB				8370
400 U STATES			40000	10422	
			40000	10422	
ACID PHOSPHATE NOT MEDICINAL	LB				8371
400 U STATES	166178	15070	410938	36792	
	166178	15070	410938	36792	
BARIUM PEROXIDE	LB				8372
HYDROGEN PEROXIDES IN SOLUTION	LB				8373
400 U STATES	127286	23219	320946	61108	
	127286	23219	320946	61108	
MAGNESIUM CARBONATE	LB				8374
100 U KINGDOM	30662	2206	30662	2206	
400 U STATES	2000	91	6950	611	
	32662	2297	37612	2817	
MAGNESIUM SALTS COMPOUNOS NOP	LB				8375
100 U KINGDOM	18141	5886	22941	10693	
335 GERMANY W			10912	172	
400 U STATES	1588029	32061	3246923	66964	
	1606170	37947	3280776	77829	
MAGNESIUM SULPHATE EPSOM SALTS	LB				8376
100 U KINGDOM	11200	302	11988	477	
335 GERMANY W			145600	1402	
400 U STATES	68000	1395	257000	5269	
	79200	1697	414588	7148	
MERCURY SALTS					8377
100 U KINGDOM				6233	
400 U STATES		251		799	
		251		7032	
PHOSPHORUS AND COMPOUNOS N O P	LB				8378
400 U STATES	26656	3702	53838	8349	
	26656	3702	53838	8349	
RADIUM					8379
100 U KINGDOM		5556		8303	
400 U STATES		1332		13856	
		1888		22159	
MOLYBDENUM OXIDE	LB				8380
400 U STATES	109453	76015	130693	90138	
	109453	76015	130693	90138	

IMPORTS INTO CANADA FOR CONSUMPTION

Articles and Countries from which Imported	MONTH OF FEBRUARY 1957		TWO MONTHS ENDED FEBRUARY 1957		Class Number
	Quantities	Values (\$)	Quantities	Values (\$)	
ETHYL CHLORIDE	LB				8388
335 GERMANY W	532	253	532	253	
400 U STATES	1852608	127968	3724835	254215	
	1853140	128221	3725367	254468	
ACETONE					8389
400 U STATES		1012		1282	
		1012		1282	
ETHYLENE DICHLORIDE	LB				8390
400 U STATES	11300	1085	11300	1085	
	11300	1085	11300	1085	
AMYL ACETATE					8391
400 U STATES		170		272	
		170		272	
BLACKING SHOE LEATHER DRESSING					8392
100 U KINGDOM		1598		5230	
327 FRANCE		93		93	
376 SWITZRLND		2184		2184	
400 U STATES		107595		185351	
		111470		192858	
BLUEING LAUNDRY					8393
100 U KINGDOM		8723		11533	
400 U STATES		333		1211	
		9056		12744	
CAMPHOR NATURAL OR SYNTHETIC	LB				8394
100 U KINGDOM	2090	899	2090	899	
393 TAIWAN			1000	381	
400 U STATES	2200	1133	6614	4129	
	4290	2032	9704	5409	
CARBON BISULPHIDE N O P	LB				8395
CARBON TETRACHLORIDE	LB				8396
400 U STATES	272	80	272	80	
	272	80	272	80	
CHLOROFORM	LB				8397
400 U STATES			35375	5552	
			35375	5552	
CYANIDE OF POTASSIUM	LB				8398
100 U KINGDOM	5936	1957	23936	6557	
400 U STATES	1000	422	1700	719	
	6936	2379	25636	7276	
ETHYLENE GLYCOL FOR ANTIFREEZE	LB				8399
ETHYLENE GLYCOL N O P	LB				8400
400 U STATES	4823	1621	4823	1621	
	4823	1621	4823	1621	
FORMALDEHYDE	LB				8401
400 U STATES	328982	13001	849034	34038	
	328982	13001	849034	34038	
GLYCERINE CRUDE	LB				8402
400 U STATES	336160	55629	668390	109353	
	336160	55629	668390	109353	
GLYCERINE FOR EXPLOSIVES	LB				8403
100 U KINGDOM			56000	11379	
400 U STATES			82180	20619	
			138180	31998	
GLYCERINE N O P	LB				8404
400 U STATES	1178	306	45028	12758	
	1178	306	45028	12758	
INK PRINTING	LB				8405
100 U KINGDOM	25035	11188	58305	26819	
305 AUSTRIA	267	97	267	97	
318 DENMARK	837	532	1664	1088	
335 GERMANY W	2476	1840	6865	4950	
400 U STATES	113891	60572	306567	135338	
	142506	74229	373668	168292	
INK ROTOGRAVURE	LB				8406
400 U STATES	57205	11475	137118	29512	
	57205	11475	137118	29512	
INK WRITING					8407
400 U STATES		7231		14477	
		7231		14477	
NAPHTHALENE FLAKES AND BALLS	LB				8408
400 U STATES	10000	1053	10000	1053	
	10000	1053	10000	1053	
NITROUS ETHER	GAL				8409
100 U KINGDOM			12	57	
			12	57	
CHEMICALS FOR SYNTHETIC RESINS	LB				8410
400 U STATES	92513	22381	187998	43747	
	92513	22381	187998	43747	
SULPHURIC ETHER	LB				8411
100 U KINGDOM			560	157	
400 U STATES	6900	2938	68143	11701	
	6900	2938	68703	11858	
THEOBROMINE DIMETHYL SULPHATE	LB				8412
POLISH KNIFE OR OTHER N O P					8413
100 U KINGDOM		2619		5911	
335 GERMANY W		62		2641	
359 NORWAY		54		54	
375 SWEDEN				545	
400 U STATES		38112		92797	
		40847		101948	
VANILLIN	LB				8414
100 U KINGDOM			550	2308	
400 U STATES			150	400	
			700	2708	

IMPORTS INTO CANADA FOR CONSUMPTION

Articles and Countries from which Imported	MONTH OF FEBRUARY 1957		TWO MONTHS ENDED FEBRUARY 1957		Class Number
	Quantities	Values (\$)	Quantities	Values (\$)	
ALL OTHER DRUGS CHEMICALS NOP					8415
100 U KINGDOM		302344		540807	
231 HONG KONG		1355		7120	
236 NEW ZEAL		1350		4744	
306 BELGIUM		630		1841	
317 CZECHO S				1035	
318 DENMARK		4903		4903	
327 FRANCE		20590		72369	
335 GERMANY W		47040		98695	
344 ITALY		5245		5321	
347 JAPAN				2863	
352 MEXICO				1543	
354 NETHRLNDS		8720		15028	
375 SWEDEN		1208		1855	
376 SWITZRLND		50310		66753	
400 U STATES		6519747		10936613	
		6963442		11761490	
PHTHALIC ANHYDRIDE	LB				8416
306 BELGIUM			55120	8014	
335 GERMANY W			29121	4778	
344 ITALY	117705	18204	169235	26064	
365 POLAND			110200	14900	
400 U STATES	3200	1221	28240	6295	
	120905	19425	391916	60051	
MATERIALS NOP FOR PLASTICS					8422
100 U KINGDOM		838		838	
335 GERMANY W		24576		35751	
354 NETHRLNDS		2475		4724	
400 U STATES		735849		1447645	
		763738		1488958	
CASINGS SYNTHETIC FOR MEATS	LB				8423
335 GERMANY W	378	748	1086	2374	
400 U STATES	23908	34946	40996	57114	
	24286	35694	42082	59488	
TUNGSTEN CARBIDE IN TUBES					8425
400 U STATES		4937		11924	
		4937		11924	
BUTADIENE					8428
400 U STATES		582007		1169095	
		582007		1169095	
ETHYL BENZENE	GAL				8429
GASOLINE ANTI OXIDANTS	LB				8430
400 U STATES	43910	36816	120820	87791	
	43910	36816	120820	87791	
SYNTHETIC RESIN GLUE	LB				8431
100 U KINGDOM	228	83	428	190	
335 GERMANY W	953	414	3259	1797	
400 U STATES	133691	50084	346884	103377	
	134872	50581	350571	105364	
RIBOFLAVIN					8432
376 SWITZRLND				4601	
400 U STATES		6778		24906	
		6778		29507	
YEAST DEAD OR INACTIVE	LB				8433
400 U STATES	23136	9146	57215	17177	
	23136	9146	57215	17177	
CATALYSTS PETROLEUM REFINING					8434
100 U KINGDOM		49093		49093	
400 U STATES		1019645		1271922	
		1068738		1321015	
FATTY ALCDHOLS					8435
335 GERMANY W				2814	
400 U STATES		55659		131721	
		55659		134535	
MATERIALS NOP FOR CHROM OXIDE					8436
FLUORESCENT COATING OR POWDER	LB				8437
400 U STATES	6312	23844	18346	70597	
	6312	23844	18346	70597	
CELLULOSE ESTERS NO ADMIXTURE					8500
400 U STATES		130199		318402	
		130199		318402	
CELLULOSE COMPS MOULDING ETC					8530
400 U STATES		113943		235874	
		113943		235874	
CELLULOSE PLASTICS FDAMD EXPND					8550
318 DENMARK				144	
335 GERMANY W		10051		10104	
400 U STATES		536		779	
		10587		11027	
CELLULOSE COMPOUNDS N O P					8570
400 U STATES		1819		9516	
		1819		9516	
CELLULOSE PLASTIC PRIM SHAPES					8600
100 U KINGDOM		1568		3882	
335 GERMANY W		671		671	
344 ITALY		1478		2674	
376 SWITZRLND		467		1310	
400 U STATES		145150		283929	
		149334		292466	
CELLUL PLAST SHAPES REINFORCED					8630
100 U KINGDOM				2537	
400 U STATES		34219		70255	
		34219		72792	

IMPORTS INTO CANADA FOR CONSUMPTION

Articles and Countries from which Imported	MONTH OF FEBRUARY 1957		TWO MONTHS ENDED FEBRUARY 1957		Class Number
	Quantities	Values (\$)	Quantities	Values (\$)	
LAMINATED MOULDED CELL PLASTICS					
100 U KINGDOM		1849		5241	8650
400 U STATES		11598		52157	
		13447		57398	
CELL NITRATE ENGRAVING SHEETS					
100 U KINGDOM				336	8670
335 GERMANY W				2767	
400 U STATES		11737		13263	
		11737		16366	
MFRS OF CELLULOSE PLASTICS NOP					
100 U KINGDOM		20039		41253	8700
231 HONG KONG				219	
322 EGYPT				176	
327 FRANCE		94		94	
335 GERMANY W		1034		1900	
347 JAPAN		513		1125	
354 NETHRLNDS				170	
375 SWEDEN		812		862	
376 SWITZRLND		135		135	
400 U STATES		130632		249615	
		153259		295549	
MFRS OF REGEN CELLULOSE NOP					
100 U KINGDOM		16181		71218	8720
231 HONG KONG		186		308	
305 AUSTRIA		595		595	
335 GERMANY W		394		1073	
347 JAPAN		411		411	
359 NORWAY		160		280	
376 SWITZRLND		1193		1193	
400 U STATES		85052		202505	
		104172		277583	
SYNTHETIC RESINS NO ADMIXTURE					
100 U KINGDOM		7301		14171	8750
327 FRANCE		3064		3064	
335 GERMANY W		1585		12302	
359 NORWAY		1045		1045	
376 SWITZRLND				142	
400 U STATES		1697929		3401715	
		1710924		3432439	
SYNTHETIC RESINS IN SOLUTIONS					
335 GERMANY W		3416		3805	8770
400 U STATES		357710		691079	
		361126		694884	
SYNTH RESIN COMPS MOULDNG ETC					
100 U KINGDOM		22032		38414	8800
335 GERMANY W				502	
344 ITALY				1458	
400 U STATES		291099		627139	
		313131		667513	
SYNTH RESINS FOAMED EXPANDED					
100 U KINGDOM		64		64	8830
335 GERMANY W		17937		32953	
400 U STATES		40493		105576	
		58494		138593	
SYNTH RESIN COMPOSITIONS NOP					
335 GERMANY W		467		467	8850
400 U STATES		194711		369709	
		195178		370176	
SYNT OR PROT PLAST PRIM SHAPES					
100 U KINGDOM		56299		141184	8870
335 GERMANY W		30122		47097	
344 ITALY		3204		3204	
347 JAPAN		256		881	
400 U STATES		724002		1533163	
		813883		1725529	
SYNTH RESIN SHAPES REINFORCED					
400 U STATES		177815		292544	8900
		177815		292544	
LAMIN PLASTICS SYN RES BONDED					
100 U KINGDOM		5908		9404	8930
400 U STATES		56444		113368	
		62352		122772	
MFRS OF SYNT RES OR PROT PLAST					
100 U KINGDOM		23411		47159	8950
231 HONG KONG		161		596	
305 AUSTRIA				789	
306 BELGIUM				67	
318 DENMARK		465		596	
327 FRANCE		303		2410	
335 GERMANY W		2826		8459	
344 ITALY		606		2082	
347 JAPAN		7020		7641	
354 NETHRLNDS		159		259	
359 NORWAY		2010		2010	
375 SWEDEN				490	
376 SWITZRLND		352		564	
384 P RICO				6042	
400 U STATES		1310994		2349815	
		1348307		2428979	

IMPORTS INTO CANADA FOR CONSUMPTION

Articles and Countries from which Imported	MONTH OF FEBRUARY 1957		TWO MONTHS ENDED FEBRUARY 1957		Class Number
	Quantities	Values (\$)	Quantities	Values (\$)	
<u>GROUP 9</u>					
<u>MISCELLANEOUS COMMODITIES</u>					
FILM FOR REPRODUCTION	FEET				
100 U KINGDOM	7336	319	40324	1900	9000
400 U STATES	280044	17740	696650	39091	
	287380	18059	736974	40991	
BAGATELLE OR OTHER GAME BOARDS					9001
100 U KINGDOM		1422		3510	
335 GERMANY W				55	
400 U STATES		83256		126942	
		84678		130507	
BALLS CUES CUE RACKS CUE TIPS					9002
100 U KINGDOM		2170		3947	
327 FRANCE				1114	
335 GERMANY W				335	
400 U STATES		435		1244	
		2605		6640	
BILLIARD TABLES	NO				9003
100 U KINGDOM			1	182	
400 U STATES	6	142	8	383	
	6	142	9	565	
BALLS TENNIS	DOZ				9004
100 U KINGDOM	302	685	352	793	
	302	685	352	793	
BALLS ALL KINDS NOP FOR SPORTS					9005
100 U KINGDOM		2715		6116	
215 INDIA				173	
216 PAKISTAN		135		135	
234 AUSTRALIA		694		694	
306 BELGIUM				866	
327 FRANCE		738		738	
335 GERMANY W		186		186	
347 JAPAN		353		353	
400 U STATES		17669		27616	
		22490		36877	
FILMS X RAY					9006
100 U KINGDOM		48387		100156	
306 BELGIUM		26080		94820	
400 U STATES		140930		302332	
		215397		497308	
GUN COVERS GAME BAGS					9007
347 JAPAN				316	
400 U STATES		471		922	
		471		1238	
CRICKET BATS BALLS GLOVES					9008
100 U KINGDOM		482		1236	
234 AUSTRALIA		256		256	
		738		1492	
DOLLS					9009
100 U KINGDOM		1263		1644	
224 JAMAICA				237	
231 HONG KONG		170		3446	
327 FRANCE		143		202	
335 GERMANY W		216		216	
344 ITALY		195		3488	
347 JAPAN		3248		8482	
365 POLAND		130		367	
400 U STATES		8434		13624	
		13799		31706	
FILMS PHOTOGRAPHERS					9010
100 U KINGDOM		20964		48324	
306 BELGIUM		18095		41538	
335 GERMANY W		2999		3539	
347 JAPAN		173		173	
400 U STATES		310503		643398	
		352734		736972	
FILMS CINEMATOGRAPH POSITIVES	FEET				9011
100 U KINGDOM	519620	40002	932924	70497	
234 AUSTRALIA			2940	777	
305 AUSTRIA	2000	160	2000	160	
322 EGYPT			4700	312	
327 FRANCE	420654	21609	1215947	64175	
335 GERMANY W	25315	2035	35849	2566	
340 HUNGARY			4080	326	
344 ITALY	65514	5237	101980	8155	
347 JAPAN			890	71	
354 NETHRLNDS			689	55	
376 SWITZRLND			25590	538	
380 USSR	19513	1556	83407	5533	
400 U STATES	4835603	384616	10690369	816525	
	5888219	455215	13101365	969690	
FILMS FOR AERIAL PHOTOGRAPHY					9012
400 U STATES		331		705	
		331		705	
FISHING RODS					9013
100 U KINGDOM		3380		6903	
347 JAPAN		15962		35347	
375 SWEDEN		307		658	
400 U STATES		70210		127845	
		89859		170753	

IMPORTS INTO CANADA FOR CONSUMPTION

Articles and Countries from which Imported	MONTH OF FEBRUARY 1957		TWO MONTHS ENDED FEBRUARY 1957		Class Number
	Quantities	Values (\$)	Quantities	Values (\$)	
GOLF CLUBS AND FINISHED PARTS					
100 U KINGDOM		1425		3980	9014
400 U STATES		9372		25558	
		10797		29538	
MECHANICAL TOYS OF METAL					9016
100 U KINGDOM		1758		4388	
231 HONG KONG		937		2387	
335 GERMANY W		1356		1736	
347 JAPAN		55082		91526	
400 U STATES		15452		26953	
		74585		126990	
METAL JUVENILE CONSTR SETS					9017
100 U KINGDOM		288		288	
		288		288	
TOYS OF ALL KINDS N O P					9018
100 U KINGDOM		50261		103986	
231 HONG KONG		7252		16815	
234 AUSTRALIA				169	
305 AUSTRIA				100	
306 BELGIUM		2951		2551	
317 CZECHO S		186		732	
318 DENMARK		4810		11173	
335 GERMANY W		10440		15253	
344 ITALY		438		1351	
347 JAPAN		80449		167325	
352 MEXICO				87	
354 NETHRLNDS				2478	
372 SPAIN				102	
375 SWEDEN				1532	
376 SWITZRLND				79	
390 GERMANY E		1656		3896	
400 U STATES		211438		360548	
		369881		688577	
SPORTSMENS FISHING TACKLE N O P					9019
100 U KINGDOM		37838		71707	
231 HONG KONG		2696		4779	
234 AUSTRALIA		276		865	
317 CZECHO S		433		433	
327 FRANCE		31836		54884	
335 GERMANY W		11537		13978	
344 ITALY		1112		1112	
347 JAPAN		32658		56360	
359 NORWAY		15561		26489	
372 SPAIN		755		895	
375 SWEDEN		4499		17909	
376 SWITZRLND		1148		2279	
400 U STATES		437426		807309	
		577775		1058999	
FILMS CINEMATOGRAPH NEGATIVE					9020
306 BELGIUM		364		441	
400 U STATES		7584		23554	
		7948		23995	
BRUSHES ARTISTS					9021
100 U KINGDOM		2635		5918	
327 FRANCE		1354		1722	
335 GERMANY W		320		2826	
347 JAPAN		506		1151	
400 U STATES		2233		5945	
		7048		17562	
BRUSHES PAINT AND VARNISH					9022
100 U KINGDOM		34110		60928	
335 GERMANY W		1147		1418	
400 U STATES		64		1291	
		35321		63637	
BRUSHES TOOTH	DOZ				9023
100 U KINGDOM	10911	9447	13600	11729	
231 HONG KONG	9600	1602	13500	2663	
335 GERMANY W			35	50	
400 U STATES	4991	5663	9528	10389	
	25502	16712	36663	24831	
BRUSHES TOILET N O P					9024
100 U KINGDOM		12016		19369	
306 BELGIUM				154	
317 CZECHO S				143	
327 FRANCE		3728		9266	
335 GERMANY W		3321		6588	
347 JAPAN				705	
354 NETHRLNDS		95		184	
387 VENEZUELA		693		693	
400 U STATES		16681		24446	
		36534		61548	
BRUSHES ALL OTHER N O P					9025
100 U KINGDOM		8494		25393	
231 HONG KONG		1526		1526	
306 BELGIUM		130		130	
317 CZECHO S		140		485	
318 DENMARK		483		483	
327 FRANCE		916		916	
335 GERMANY W		987		3099	
340 HUNGARY				50	
347 JAPAN		357		1894	
354 NETHRLNDS		1045		1045	
376 SWITZRLND		121		121	
400 U STATES		55729		95545	
		69928		130687	

IMPORTS INTO CANADA FOR CONSUMPTION

Articles and Countries from which Imported	MONTH OF FEBRUARY 1957		TWO MONTHS ENDED FEBRUARY 1957		Class Number
	Quantities	Values (\$)	Quantities	Values (\$)	
PACKAGES CONTAINING GOODS					9030
100 U KINGDOM		259037		546495	
203 B E AFR				155	
207 UN SO AFR		1591		3854	
208 BSA OTHER		119		143	
215 INDIA		1077		2484	
216 PAKISTAN		230		342	
217 CEYLON		1422		4415	
218 MALAYA				161	
221 B GUIANA		760		1585	
223 BARBADOS		1187		2829	
224 JAMAICA		861		2216	
225 TRINIDAD		2237		3282	
228 LEEW WIND				24	
231 HONG KONG		13145		33412	
232 MALTA		434		679	
234 AUSTRALIA		2916		7841	
236 NEW ZEAL		58		88	
304 ARGENTINA		3226		7532	
305 AUSTRIA		676		1480	
306 BELGIUM		7055		15737	
307 BEL CONGO				84	
309 BRAZIL		2692		5206	
313 CHINA		3052		5323	
314 COLOMBIA		91		243	
315 C RICA				10	
316 CUBA		143		362	
317 CZECHO S		14058		24217	
318 DENMARK		2323		4607	
321 ECUADOR		97		97	
326 FINLAND		297		420	
327 FRANCE		17379		33400	
328 FR AFRICA		795		1052	
335 GERMANY W		44112		87732	
336 GREECE		833		1011	
337 GUATEMALA				297	
338 HAITI		28		30	
340 HUNGARY				52	
344 ITALY		11185		18422	
347 JAPAN		105460		213664	
352 MEXICO		543		2733	
354 NETHRLNDS		18156		30263	
355 INDONESIA		576		576	
359 NORWAY		327		455	
360 ISRAEL		755		1574	
364 PHIL		84		84	
365 POLAND		304		2778	
366 PORTUGAL		770		2248	
367 AZORES		42		55	
372 SPAIN		7466		11218	
375 SWEDEN		10226		18398	
376 SWITZRLND		9251		17325	
384 P RICO		1030		2119	
386 URUGUAY		1665		4989	
388 YUGO SLAV		1010		1074	
389 IRELAND		202		360	
390 GERMANY E		653		1383	
400 U STATES		245695		489216	
		797355		1617831	
ORTHOPEDIC BRACES AND PARTS					9050
100 U KINGDOM		341		473	
335 GERMANY W		1335		1335	
400 U STATES		11090		19377	
		12766		21185	
EFFECTS LEFT BY BEQUEST					9051
100 U KINGDOM		8190		15099	
207 UN SO AFR		1123		1178	
224 JAMAICA		50		50	
232 MALTA		250		250	
234 AUSTRALIA		100		180	
318 DENMARK		102		312	
326 FINLAND				50	
335 GERMANY W		2405		4405	
354 NETHRLNDS		425		725	
359 NORWAY				155	
375 SWEDEN		500		500	
389 IRELAND				1000	
400 U STATES		13356		33471	
		26501		57375	
APPLIANCES BOOTS FOR CRIPPLES					9052
400 U STATES		463		800	
		463		800	
ARTIFICIAL LIMBS AND PARTS					9053
100 U KINGDOM		455		1918	
335 GERMANY W		539		539	
400 U STATES		7148		16290	
		8142		18747	
BEAD ORNAMENTS					9055
327 FRANCE		305		305	
400 U STATES		652		1106	
		957		1411	
BELTS N O P					9056
100 U KINGDOM		239		550	
231 HONG KONG		1010		2417	
327 FRANCE		364		364	
352 MEXICO				170	

IMPORTS INTO CANADA FOR CONSUMPTION

Articles and Countries from which Imported	MONTH OF FEBRUARY 1957		TWO MONTHS ENDED FEBRUARY 1957		Class Number
	Quantities	Values (\$)	Quantities	Values (\$)	
376 SWITZRLND				87	
400 U STATES		19210		28919	
BLINDS NOT TEXTILE OR PAPER		20823		32507	9057
347 JAPAN		7785		22055	
400 U STATES		428		623	
BOOT SHOE SHIRT STAY LACES		8213		22678	9058
100 U KINGDOM				431	
347 JAPAN		1870		3195	
400 U STATES		1858		2644	
BOOTS SHOES AND SLIPPERS FELT	PAIR	3728		6270	9059
400 U STATES			94	186	
BOOTS SHOES AND SLIPPERS N O P	PAIR		94	186	9060
100 U KINGDOM	960	1741	1292	2543	
231 HONG KONG	18840	10013	31431	14024	
335 GERMANY W			44	184	
338 HAITI			1080	2084	
344 ITALY	13670	22930	15934	26692	
347 JAPAN	34152	9010	36027	9842	
354 NETHRLNDS	4575	3828	4575	3828	
363 PERU			54	103	
390 GERMANY E			24575	13516	
400 U STATES	23676	39560	58545	89611	
BROOMS AND WHISKS	95873	87082	173557	162427	9061
344 ITALY		50		403	
352 MEXICO		1099		1099	
365 POLAND				4563	
400 U STATES		4108		6834	
BUTTONS SHOE PAPIER MACHE		5257		12899	9062
BUTTONS SHOE N O P					9063
344 ITALY				125	
400 U STATES		4421		8115	
BUTTONS VEGETABLE IVORY		4421		8240	9064
BUTTONS COLLAR AND CUFF	GROSS				9065
100 U KINGDOM	GROSS	78	98	1681	
305 AUSTRIA	4	332	58	2671	
317 CZECHO S	20	321	20	321	
335 GERMANY W	13	942	92	4681	
347 JAPAN	1	112	41	384	
352 MEXICO			1	108	
400 U STATES	910	26452	2067	58310	
BUTTONS N O P	1026	29632	2377	68156	9066
100 U KINGDOM	GROSS	596	1786	5704	
305 AUSTRIA			182	179	
317 CZECHO S			6587	1956	
318 DENMARK	200	1748	210	1920	
335 GERMANY W	3248	11245	6611	16142	
344 ITALY	4260	4601	4290	4698	
347 JAPAN	30801	17101	72780	38315	
354 NETHRLNDS	2434	7565	2735	8289	
400 U STATES	84445	74070	159641	150904	
CASES BOXES DESKS FANCY	125984	118655	254822	228107	9067
100 U KINGDOM		12573		19974	
231 HONG KONG		262		550	
305 AUSTRIA		53		53	
306 BELGIUM		967		1482	
313 CHINA		496		496	
317 CZECHO S		208		208	
327 FRANCE		679		1139	
335 GERMANY W		3130		7275	
336 GREECE		205		205	
344 ITALY		1194		1810	
347 JAPAN		4171		9154	
352 MEXICO				115	
360 ISRAEL		174		174	
376 SWITZRLND		75		75	
384 P RICO		834		834	
400 U STATES		99988		190482	
CHARITABLE DONATIONS		125009		224026	9068
100 U KINGDOM		250		250	
400 U STATES		1812		4102	
COMBS TOILET DRESSING FANCY		2062		4352	9069
100 U KINGDOM		663		1933	
305 AUSTRIA				1452	
335 GERMANY W		1493		1493	
400 U STATES		3590		12342	
APPLIANCES FOR THE DEAF PARTS		5746		17220	9070
100 U KINGDOM		177		177	
318 DENMARK		194		559	
335 GERMANY W		140		276	
354 NETHRLNDS		164		249	
400 U STATES		175554		347010	
		176229		348271	

IMPORTS INTO CANADA FOR CONSUMPTION

Articles and Countries from which Imported	MONTH OF FEBRUARY 1957		TWO MONTHS ENDED FEBRUARY 1957		Class Number
	Quantities	Values (\$)	Quantities	Values (\$)	
FANS					9071
231 HONG KONG		306		306	
347 JAPAN		136		491	
400 U STATES		170		288	
		612		1085	
INSOLES OF ALL KINDS					9072
100 U KINGDOM		3117		9852	
335 GERMANY W		77		173	
400 U STATES		3447		5329	
		6641		15354	
JEWELLERY N O P					9073
100 U KINGDOM		8267		13968	
215 INDIA		114		505	
224 JAMAICA		188		188	
231 HONG KONG		293		1403	
305 AUSTRIA		12199		31946	
306 BELGIUM		762		762	
317 CZECHOS		10704		11800	
318 DENMARK		810		1076	
322 EGYPT				420	
327 FRANCE		1371		2454	
335 GERMANY W		80784		191100	
344 ITALY		2559		4989	
347 JAPAN		37152		69452	
352 MEXICO		1012		1899	
354 NETHRLNDS		400		400	
371 THAILAND		70		318	
372 SPAIN				184	
376 SWITZRLND		1376		1933	
378 JOROAN		458		458	
383 HAWAII				184	
400 U STATES		257329		472201	
		415848		807640	
MATS OOR OR CARRIAGE N O P					9074
400 U STATES				76	
				76	
MATTRESSES					9075
100 U KINGDOM		21567		38417	
335 GERMANY W		1495		1752	
400 U STATES		7508		2827	
		30570		49996	
PICTURE AND PHOTOGRAPH FRAMES					9076
100 U KINGDOM		311		1735	
231 HONG KONG				61	
305 AUSTRIA		153		153	
318 DENMARK		461		461	
327 FRANCE		60		60	
335 GERMANY W		262		691	
344 ITALY		229		2826	
347 JAPAN		2664		8139	
352 MEXICO		386		443	
354 NETHRLNDS		220		879	
372 SPAIN		321		604	
400 U STATES		34497		46582	
		39564		62634	
POCKET BOOKS PORTFOLIOS PURSES					9077
100 U KINGDOM		32012		58038	
215 INDIA		301		301	
224 JAMAICA		122		198	
231 HONG KONG		4739		9550	
305 AUSTRIA		161		264	
306 BELGIUM		1969		5582	
327 FRANCE		879		4515	
335 GERMANY W		12516		29026	
344 ITALY		12155		23688	
347 JAPAN		16449		32774	
352 MEXICO		238		1572	
354 NETHRLNDS		776		776	
359 NORWAY		520		520	
365 POLAND				1333	
372 SPAIN				527	
376 SWITZRLND		893		1350	
384 P RICO		164		1010	
400 U STATES		218921		417215	
		302815		588239	
REFRIGERATORS ELECTRIC N O P					9078
100 U KINGDOM	NO	8682	442	35020	
400 U STATES	103	6414	11271	2217640	
		1179141	11713	2252660	
		6517			
REFRIGERATORS N O P					9079
100 U KINGDOM	NO		1	52	
400 U STATES		63	170	26330	
		63	171	26382	
REGALIA AND BADGES					9080
100 U KINGDOM		9706		16440	
215 INDIA		144		473	
216 PAKISTAN		450		1216	
231 HONG KONG		1911		1911	
305 AUSTRIA				162	
335 GERMANY W		899		1781	
347 JAPAN				112	
400 U STATES		5552		13891	
		18662		35986	
SHAOES LAMP N O P SHAOE HOLDERS					9081
100 U KINGDOM		460		912	
335 GERMANY W		133		949	

IMPORTS INTO CANADA FOR CONSUMPTION

Articles and Countries from which Imported	MONTH OF FEBRUARY 1957		TWO MONTHS ENDED FEBRUARY 1957		Class Number
	Quantities	Values (\$)	Quantities	Values (\$)	
400 U STATES		15109		23238	
SPECTACLE FRAMES AND PARTS NOP		15702		25099	
100 U KINGDOM		581		1178	9082
305 AUSTRIA				325	
327 FRANCE		4658		12815	
335 GERMANY W		26548		37912	
344 ITALY		3179		3387	
347 JAPAN		1788		4094	
400 U STATES		302323		501002	
PARTS FOR SPECTACLE FRAMES		339077		560713	
400 U STATES		56655		96326	9083
TOBACCO PIPES SMOKERS SETS		56655		96326	
100 U KINGDOM		8355		15152	9084
231 HONG KONG				61	
305 AUSTRIA				229	
327 FRANCE		2788		7386	
335 GERMANY W		942		942	
344 ITALY		6771		10819	
347 JAPAN		1288		1288	
354 NETHRLNDS		109		109	
400 U STATES		10404		17862	
TOBACCO POUCHES CIGAR ETTE CASE		30657		53848	
100 U KINGDOM		803		1582	9085
317 CZECHO S		152		526	
335 GERMANY W		182		259	
344 ITALY		182		182	
347 JAPAN		470		470	
354 NETHRLNDS				120	
372 SPAIN				126	
376 SWITZRLND				150	
400 U STATES		396		526	
TOILET AND MANICURE SETS		2185		3941	
100 U KINGDOM		238		457	9086
335 GERMANY W		241		3825	
400 U STATES				349	
TRUNKS AND VALISES		479		4631	
100 U KINGDOM		25890		38558	9087
231 HONG KONG				738	
317 CZECHO S		1330		1330	
335 GERMANY W		2601		3774	
347 JAPAN		160		550	
354 NETHRLNDS				1187	
375 SWEDEN		2818		5165	
400 U STATES		112502		203955	
UMBRELLAS PARASOLS SUNSHADES		145301		255257	
100 U KINGDOM		953		1489	9088
327 FRANCE				115	
335 GERMANY W				1350	
344 ITALY		134		901	
347 JAPAN		370		875	
400 U STATES		1233		3939	
WINDOW SHADE OR BLIND ROLLERS		2690		8669	
375 SWEDEN		2559		4329	9090
400 U STATES		2661		5674	
REFRIGERATOR PARTS		5220		10003	
100 U KINGDOM		108848		172266	9091
400 U STATES		1148146		2284500	
HOME OR FARM FREEZERS ELECTRIC		1256994		2456766	
400 U STATES	NO	3268	5314	913367	9092
MINERAL MEDICINAL AERATD WATER		3268	5314	913367	
400 U STATES		1580		1739	9103
ACCORIONS CONCRTNAS MELODEONS		1580		1739	
100 U KINGDOM	NO		1	149	9110
305 AUSTRIA		155	1	155	
335 GERMANY W	1	26607	1505	37599	
344 ITALY	887	28625	1547	73942	
347 JAPAN	520		24	50	
375 SWEDEN	24	50	5	350	
376 SWITZRLND	5	350	167	2021	
400 U STATES	96	1360	72	7128	
BRASS BAND INSTRUMENTS		2921		121394	
100 U KINGDOM	1554	60068	3322	121394	9111
306 BELGIUM		28747		55261	
317 CZECHO S		1755		86	
327 FRANCE		6594		4155	
335 GERMANY W		3775		17394	
344 ITALY				5968	
354 NETHRLNDS		2091		3230	
400 U STATES		26755		3498	
HARPS		69717		47072	
400 U STATES	NO	2	3	1613	9113
		2	3	1613	

IMPORTS INTO CANADA FOR CONSUMPTION

137

Articles and Countries from which Imported	MONTH OF FEBRUARY 1957		TWO MONTHS ENDED FEBRUARY 1957		Class Number
	Quantities	Values (\$)	Quantities	Values (\$)	
CABINET ORGANS					
335 GERMANY W	NO	1 50	2 245	9114	
347 JAPAN		2 133	3 230		
400 U STATES		2 259	4 699		
		5 442	9 1174		
PIPE ORGANS					
400 U STATES	NO	1 300	1 300	9115	
		1 300	1 300		
ORGAN PARTS N O P					
100 U KINGDOM		1228	1228	9116	
335 GERMANY W		261	451		
400 U STATES		6990	23477		
		8479	25156		
PIANOS					
100 U KINGDOM	NO	10 3797	46 15144	9117	
236 NEW ZEAL			1 600		
335 GERMANY W			1 737		
400 U STATES		80 29150	178 56219		
		90 32947	226 72700		
PIANO PARTS N O P					
100 U KINGDOM		8950	11904	9118	
400 U STATES		20612	35305		
		29562	47209		
PIANO AND ORGAN PARTS FOR MFR				9119	
PHONOGRAPHS GRAMOPHONES N O P					
100 U KINGDOM		2334	7777	9120	
231 HONG KONG		110	110		
317 CZECHO S		802	802		
335 GERMANY W		892	3623		
347 JAPAN		4792	6124		
354 NETHRLNDS		3663	5715		
376 SWITZRLND		261	830		
400 U STATES		114950	223733		
		127804	248714		
PHONOGRAPH RECORDS					
100 U KINGDOM	NO	15055 13588	31989 28328	9121	
234 AUSTRALIA		230 598	230 598		
317 CZECHO S		344 108	779 374		
327 FRANCE		4083 4258	21547 21151		
335 GERMANY W		405 379	8145 5764		
340 HUNGARY			3632 1299		
344 ITALY			932 590		
347 JAPAN		604 228	1436 613		
354 NETHRLNDS		402 353	402 353		
365 POLAND		253 76	273 156		
375 SWEDEN			147 55		
376 SWITZRLND			165 198		
388 YUGO SLAV			60 81		
400 U STATES		162902 93541	388466 197834		
		184278 113129	458203 257394		
OTHER MUSICAL INSTRUMENTS					
100 U KINGDOM		2393	3627	9122	
316 CUBA		104	104		
317 CZECHO S		2181	3214		
327 FRANCE		50	429		
335 GERMANY W		17502	38128		
344 ITALY		3584	5025		
347 JAPAN		1790	5881		
352 MEXICO		386	619		
354 NETHRLNDS		417	417		
376 SWITZRLND		1683	4536		
390 GERMANY E		112	392		
400 U STATES		130333	282334		
		160535	344706		
MUSICAL INSTRUMENT STRINGS					
100 U KINGDOM		539	539	9123	
335 GERMANY W		129	1050		
400 U STATES		7433	14171		
		8101	15760		
PHONOGRAPHS COIN OPERATED					
400 U STATES	NO	113 70831	269 159507	9124	
		113 70831	269 159507		
PHOTOFLASH LAMPS					
354 NETHRLNDS	NO	81000 2825	81000 2825	9127	
400 U STATES			37140 2807		
		81000 2825	118140 5632		
PHOTOGRAPHIC ACCESSORIES PARTS					
100 U KINGDOM		2214	5214	9128	
305 AUSTRIA		1502	3034		
317 CZECHO S		965	1346		
327 FRANCE		680	680		
335 GERMANY W		43246	81739		
344 ITALY		1919	2588		
347 JAPAN		26192	45540		
354 NETHRLNDS		1331	1331		
375 SWEDEN			2813		
376 SWITZRLND		9876	9876		
400 U STATES		318530	698992		
		406455	853153		
THERMOMETERS					
100 U KINGDOM		2133	7213	9129	
327 FRANCE		1512	1512		
335 GERMANY W		828	2599		
347 JAPAN		3343	3459		
375 SWEDEN		265	265		

IMPORTS INTO CANADA FOR CONSUMPTION

Articles and Countries from which Imported	MONTH OF FEBRUARY 1957		TWO MONTHS ENDED FEBRUARY 1957		Class Number
	Quantities	Values (\$)	Quantities	Values (\$)	
376 SWITZRLND				689	
390 GERMANY E		735		4368	
400 U STATES		82857		165784	
APPARATUS X RAY		91673		185889	
100 U KINGDOM				860	9130
318 DENMARK		4589		7879	
335 GERMANY W		2395		4312	
354 NETHRLNDS		29364		38259	
375 SWEDEN		907		7328	
400 U STATES		285980		581489	
ARTIFICIAL LARYNX		323235		640127	
BOTANICAL SPECIMENS					9131
100 U KINGDOM		72		1329	9132
215 INDIA		120		957	
347 JAPAN				160	
400 U STATES		2106		5678	
OLD COINS STAMPS TROPHIES		2298		8124	
100 U KINGDOM		169		306	9133
207 UN SO AFR		112		112	
318 DENMARK		232		232	
327 FRANCE				437	
354 NETHRLNDS				67	
358 NICARAGUA				171	
386 URUGUAY		190		190	
389 IRELAND		200		200	
400 U STATES		19017		31356	
CAMERAS AND CAMERA PARTS N O P		19920		33071	
100 U KINGDOM		1168		2332	9134
231 HONG KONG				118	
305 AUSTRIA		517		9829	
317 CZECHO S		525		2895	
327 FRANCE		3312		4005	
335 GERMANY W		85243		208038	
347 JAPAN		46144		91591	
354 NETHRLNDS		2592		2592	
376 SWITZRLND		37249		55165	
390 GERMANY E		5796		6977	
400 U STATES		158355		315972	
CAMERA PARTS UNFINISHED		340901		699514	
400 U STATES		18509		21445	9135
CAMERA LENSES AND SHUTTERS		18509		21445	
327 FRANCE		1064		3629	9136
335 GERMANY W		726		3596	
400 U STATES		40368		52605	
COLLECTIONS OF ANTIQUITIES		42158		59830	
100 U KINGDOM		24033		47627	9137
224 JAMAICA		350		350	
231 HONG KONG		153		1899	
305 AUSTRIA				4099	
327 FRANCE				549	
344 ITALY		628		628	
347 JAPAN				754	
354 NETHRLNDS		1105		1105	
383 HAWAII				70	
391 LEBANON				144	
400 U STATES		20271		46030	
CYCLOMETERS AND SPEED OMETERS		46540		103255	
100 U KINGDOM		2125		3250	9138
335 GERMANY W		1266		3054	
400 U STATES		29688		50322	
GLOBES GEOGRAPHICAL		33079		56626	
100 U KINGDOM				578	9139
327 FRANCE				115	
335 GERMANY W		107		107	
347 JAPAN				108	
400 U STATES		10578		18940	
MODELS OF INVENTIONS		10685		19848	
354 NETHRLNDS				1089	9140
375 SWEDEN				196	
400 U STATES		56049		74134	
APPARATUS FOR INSTITUTIONS		56049		75419	
100 U KINGDOM		43096		59734	9141
305 AUSTRIA				4130	
306 BELGIUM				75	
318 DENMARK		623		1880	
327 FRANCE		211		958	
335 GERMANY W		10678		19051	
347 JAPAN				225	
354 NETHRLNDS		3546		3546	
376 SWITZRLND		261		680	
384 P RICO		192		192	
400 U STATES		902355		1395042	
		960962		1485513	

IMPORTS INTO CANADA FOR CONSUMPTION

Articles and Countries from which Imported	MONTH OF FEBRUARY 1957		TWO MONTHS ENDED FEBRUARY 1957		Class Number
	Quantities	Values (\$)	Quantities	Values (\$)	
OPERATING ROOM EQUIPMENT					
100 U KINGDOM		1064		2179	9142
335 GERMANY W		1670		2462	
347 JAPAN				1255	
400 U STATES		366561		687377	
		369295		693273	
DENTAL INSTRUMENTS					
100 U KINGDOM		17904		37376	9143
305 AUSTRIA		957		2263	
317 CZECHOS		514		514	
335 GERMANY W		34922		48333	
344 ITALY				799	
347 JAPAN		2281		4547	
376 SWITZRLND		250		7523	
400 U STATES		92814		207454	
		149642		308809	
SURGICAL TRUSSES AND SUPPORTS					
100 U KINGDOM				113	9144
400 U STATES		243		2143	
		243		2256	
ARTICLES FOR THE BLIND					
376 SWITZRLND				193	9145
400 U STATES		7799		8559	
		7799		8752	
OPTICAL AND PHILOSOPHICAL INST					
100 U KINGDOM		23901		49906	9146
305 AUSTRIA				53	
306 BELGIUM				61	
318 DENMARK				540	
327 FRANCE		705		1856	
335 GERMANY W		15923		26688	
344 ITALY				593	
347 JAPAN		28287		98382	
375 SWEDEN		2038		2747	
376 SWITZRLND		596		2356	
400 U STATES		237957		508506	
		309407		691688	
EDUCATIONAL FILMS					
100 U KINGDOM		3037		5593	9148
327 FRANCE		400		585	
335 GERMANY W		298		1676	
347 JAPAN				50	
400 U STATES		73823		149460	
		77558		157364	
CINEMATOGRAPH CAMERAS					
327 FRANCE				140	9149
400 U STATES		3914		16660	
		3914		16800	
SURGICAL INSTRUMENTS					
100 U KINGDOM		26713		47870	9150
305 AUSTRIA				105	
318 DENMARK		167		167	
327 FRANCE				650	
335 GERMANY W		26659		63411	
344 ITALY				1590	
347 JAPAN		11633		22845	
354 NETHRLNDS		212		212	
375 SWEDEN		2758		5274	
376 SWITZRLND		3138		4063	
390 GERMANY E				471	
400 U STATES		350355		733425	
		421635		880083	
RACING SHELLS OR OARS	NO				9151
BOATS OPEN PLEASURE	NO				9152
100 U KINGDOM			6	2374	
335 GERMANY W	2	165	5	530	
400 U STATES	167	26080	304	54063	
	169	26245	315	56967	
LAUNCHES PLEASURE MOTIVE POWER	NO				9153
318 DENMARK			1	664	
335 GERMANY W	2	1434	2	1434	
400 U STATES	10	12406	16	27680	
	12	13840	19	29778	
SHIPS AND VESSELS REPAIRS ON					
327 FRANCE		705		705	9155
334 ST PIERRE		100		1524	
400 U STATES		351		1966	
		1156		4195	
SHIPS FOREIGN BUILT COASTAL	NO				9156
VESSELS FOREIGN BUILT N O P					
100 U KINGDOM		4704		19556	9157
335 GERMANY W		152		152	
400 U STATES		980		29968	
		5836		49676	
BUGGIES CUTTERS VEHICLES N O P	NO				9162
100 U KINGDOM	20	787	20	842	
400 U STATES	259	16515	479	33812	
	279	17302	499	34654	
CHILDRENS CARRIAGES AND PARTS	NO				9163
100 U KINGDOM	1	61	16	701	
376 SWITZRLND			2	105	
400 U STATES	26	925	196	2016	
	27	986	214	2822	

IMPORTS INTO CANADA FOR CONSUMPTION

Articles and Countries from which Imported	MONTH OF FEBRUARY 1957		TWO MONTHS ENDED FEBRUARY 1957		Class Number	
	Quantities	Values (\$)	Quantities	Values (\$)		
CHILDRENS SLEDS VEHICLES N O P 100 U KINGDOM 354 NETHRLNDS 400 U STATES				176 64 41316 41556	9164	
SLEIGHS N O P AND PARTS 400 U STATES	NO		6 6	4066 4066	9165	
WAGONS AND SLEDS FARM AND PTS 400 U STATES	NO		184	36340	9166	
WAGONS FREIGHT DRAYS AND PARTS 400 U STATES	NO			92 92	9167	
WHEELBARROWS HAND TRUCKS CARTS 100 U KINGDOM 335 GERMANY W 400 U STATES	NO	452 2 6726 7180	9114 53 87443 96610	455 2 10828 11285	10001 53 168543 178597	9168
TRUCKS AND CARS N O P 335 GERMANY W 400 U STATES				1645 6676 8321	1645 20464 22109	9169
TRAILERS FOR MOTOR VEHICLES 100 U KINGDOM 381 ALASKA 400 U STATES	NO	1 1 344 346	551 850 415240 416641	2 1 792 795	1598 850 1078285 1080733	9170
AIRCRAFT NOT OVER 1500 LB WT 400 U STATES	NO	20 20	100846 100846	35 35	145325 145325	9171
AIRCRAFT 1501 TO 3000 LB WT 400 U STATES	NO	9 9	73164 73164	24 24	193551 193551	9172
AIRCRAFT 3001 TO 7500 LB WT 400 U STATES	NO	3 3	105374 105374	4 4	145844 145844	9173
AIRCRAFT OVER 7500 LB WEIGHT 100 U KINGDOM 400 U STATES	NO	2 3 5	1502399 328032 1830431	2 5 7	1502399 549698 2052097	9174
AIRCRAFT PTS EXCLUDING ENG PTS 100 U KINGDOM 231 HONG KONG 335 GERMANY W 347 JAPAN 352 MEXICO 375 SWEODEN 381 ALASKA 400 U STATES			354519 126 8360 5913728 6276733		761350 985 59 489 8835 153 750 11972766 12745387	9175
PAINTINGS UNDER 20 DOLLARS 100 U KINGDOM 231 HONG KONG 305 AUSTRIA 318 DENMARK 327 FRANCE 340 HUNGARY 344 ITALY 347 JAPAN 354 NETHRLNDS 400 U STATES	NO	68 20 15 13 54 50	544 157 92 64 764 211	213 87 48 15 41 54 102 23 150 160	1369 329 429 92 259 764 649 67 908 576 5436	9181
PAINTINGS 20 DOLLARS OR OVER 100 U KINGDOM 224 JAMAICA 231 HONG KONG 234 AUSTRALIA 305 AUSTRIA 306 BELGIUM 327 FRANCE 335 GERMANY W 340 HUNGARY 344 ITALY 347 JAPAN 352 MEXICO 354 NETHRLNDS 375 SWEODEN 376 SWITZRLND 383 HAWAII 400 U STATES			20854 1251 13300 413 911 388 259 934 1563 2413 108541 150827		38796 56 89 600 3812 119 19948 563 911 4119 259 934 2311 200 579 2413 341135 416844	9182
STATUES AND STATUETTES N O P 100 U KINGDOM 203 B E AFR 215 INDIA 231 HONG KONG 305 AUSTRIA 318 DENMARK 335 GERMANY W 344 ITALY 347 JAPAN 375 SWEDEN 376 SWITZRLND 390 GERMANY E 400 U STATES			1307 50 340 901 1075 805 4356 220 5632 14686		4139 50 213 968 1386 144 1863 1929 12476 389 82 220 9667 33526	9183

IMPORTS INTO CANADA FOR CONSUMPTION

141

Articles and Countries from which Imported	MONTH OF FEBRUARY 1957		TWO MONTHS ENDED FEBRUARY 1957		Class Number
	Quantities	Values (\$)	Quantities	Values (\$)	
PORCELAIN STATUES STATUETTES					9184
100 U KINGDOM		35514		76017	
231 HONG KONG		172		356	
306 BELGIUM		57		57	
318 DENMARK		954		1518	
327 FRANCE		272		272	
335 GERMANY W		7336		7884	
344 ITALY		2202		2807	
347 JAPAN		28168		58661	
375 SWEDEN		79		79	
390 GERMANY E		732		1067	
400 U STATES		3318		4354	
		78804		153072	
SCULPTURES CANADIAN MODELS					9185
MATERIAL FOR HARD METAL COMPOS					9187
100 U KINGDOM		6939		6939	
234 AUSTRALIA				370	
400 U STATES		51096		107803	
		58035		115112	
MATERIAL FOR FISHING EQUIPMENT					9189
400 U STATES		425		425	
		425		425	
MATERIALS FOR CYANIDE MFR					9190
ARTICLES FOR FERTILIZER MFR					9191
100 U KINGDOM				66	
400 U STATES		125955		189253	
		125955		189319	
ARTICLES FOR GOVERNOR GENERAL					9192
316 CUBA				92	
				92	
ARTICLES FOR CONSULS					9193
100 U KINGDOM		5367		13104	
207 UN SO AFR				100	
215 INDIA				174	
216 PAKISTAN		100		100	
225 TRINIDAD		125		125	
231 HONG KONG		200		200	
234 AUSTRALIA		150		150	
236 NEW ZEAL		2125		2375	
304 ARGENTINA		59		215	
305 AUSTRIA		500		500	
306 BELGIUM				2060	
309 BRAZIL		234		234	
317 CZECHOS		2015		5604	
318 DENMARK		502		602	
326 FINLAND				82	
327 FRANCE		56908		64359	
335 GERMANY W		5765		8876	
336 GREECE		81		81	
344 ITALY				1203	
347 JAPAN		784		1764	
352 MEXICO		624		624	
354 NETHRLNDS		4709		5659	
355 INDONESIA		5918		5968	
359 NORWAY		300		800	
363 PERU		215		1715	
365 POLAND		399		3549	
375 SWEDEN		275		870	
376 SWITZRLND		3150		3150	
380 USSR		385		535	
387 VENEZUELA		850		3850	
389 IRELAND				50	
400 U STATES		38400		92741	
		130140		221419	
CANADIAN GOODS RETURNED					9195
100 U KINGDOM		14034		19242	
207 UN SO AFR		820		820	
215 INDIA		300		300	
220 BERMUOA		402		5570	
221 B GUIANA		281		281	
224 JAMAICA		557		621	
225 TRINIDAD				170	
227 BAHAMAS		857		857	
234 AUSTRALIA		2882		8700	
236 NEW ZEAL		3188		3432	
305 AUSTRIA		240		240	
312 CHILE		800		800	
314 COLOMBIA		1500		1500	
318 DENMARK		340		340	
326 FINLAND		150		150	
327 FRANCE				71	
329 INDOCHINA		1000		1000	
334 ST PIERRE				449	
335 GERMANY W		1160		1160	
336 GREECE				1627	
338 HAITI		9656		15308	
339 HONOURAS		9685		12196	
340 HUNGARY				200	
347 JAPAN		3500		3500	
352 MEXICO				108	
353 MOROCCO				943	
354 NETHRLNDS		388		388	
364 PHIL		6885		7405	
375 SWEDEN				577	

IMPORTS INTO CANADA FOR CONSUMPTION

Articles and Countries from which Imported	MONTH OF FEBRUARY 1957		TWO MONTHS ENDED FEBRUARY 1957		Class Number
	Quantities	Values (\$)	Quantities	Values (\$)	
376 SWITZRLND		100		307	
381 ALASKA		250		250	
387 VENEZUELA		4814		4814	
400 U STATES		524494		938346	
ARMS ETC BRITISH OR NATO CTYS		588283		1031672	
100 U KINGDOM		51492		439696	9196
215 INDIA		162		162	
221 B GUIANA		201		201	
224 JAMAICA		250		250	
306 BELGIUM				122	
318 DENMARK		10413		14946	
327 FRANCE		1468		2917	
335 GERMANY W		44985		134550	
344 ITALY		169		3380	
347 JAPAN		19446		25102	
353 MOROCCO				61	
354 NETHRLNDS		2049		4678	
359 NORWAY		3615		4176	
366 PORTUGAL		142		142	
371 THAILAND		239		9092	
372 SPAIN		189		2640	
375 SWEDEN				1032	
376 SWITZRLND		25046		46776	
381 ALASKA		18734		23745	
389 IRELAND		321		321	
400 U STATES		2128862		3580766	
EXWAREHOUSED SHIPS STORES NOP		2307783		4294755	
100 U KINGDOM		1719		4914	9197
221 B GUIANA		60		260	
327 FRANCE		611		1159	
354 NETHRLNDS		188		696	
400 U STATES		6697		12379	
BATTERY JARS GLASS OR RUBBER		9275		19408	
100 U KINGDOM		801		801	9199
335 GERMANY W		170		170	
400 U STATES		130251		295921	
CASUAL DONATIONS		131222		296892	
100 U KINGDOM		301		301	9201
327 FRANCE				206	
335 GERMANY W				228	
359 NORWAY				451	
400 U STATES		16524		54466	
CORSET CLASPS STEELS WIRES		16825		55652	
100 U KINGDOM		480		765	9202
400 U STATES		1327		2232	
FEATHERS FLOWERS ART FOR HATS		1807		2995	
100 U KINGDOM		288		288	
305 AUSTRIA		150		439	
317 CZECHO S		474		2699	
327 FRANCE		3845		8377	
335 GERMANY W		5939		17950	
344 ITALY		558		1037	
347 JAPAN		10231		23985	
390 GERMANY E		3546		17775	
400 U STATES		16014		39110	
LIFEBOATS LIFESAVING APPARATUS		41045		111660	
400 U STATES		114		114	9205
MINERS RESCUE APPLIANCES		114		114	
100 U KINGDOM		2155		2453	9207
327 FRANCE				1119	
335 GERMANY W		625		1716	
400 U STATES		178092		352981	
MATERIALS FOR TEXTILE PRINTING		180872		358269	
100 U KINGDOM		3967		6502	9208
400 U STATES		7796		20514	
SALTS OF THORIUM OR CERIUM		11763		27016	
400 U STATES		5790		5790	9209
SPURS AND STILTS		5790		5790	
400 U STATES		143		399	9210
VACCINE AND PLASMA CONTAINERS		143		399	
400 U STATES		15963		27381	9212
GOODS FREE BY ORDER IN COUNCIL		15963		27381	
400 U STATES		63		7752	9213
ARTICLES FOR MFR TOBACCO PIPES		63		7752	
100 U KINGDOM				231	9214
400 U STATES		430		2530	
SAFETY GLASS SHEET ADHESIVES		430		2761	
400 U STATES		101231		246532	9215
TOURIST PURCHASES DUTY FREE		101231		246532	
100 U KINGDOM		48349		116247	9228
203 B E AFR		128		322	

IMPORTS INTO CANADA FOR CONSUMPTION

143

Articles and Countries from which Imported	MONTH OF FEBRUARY 1957		TWO MONTHS ENDED FEBRUARY 1957		Class Number
	Quantities	Values (\$)	Quantities	Values (\$)	
213 BWA OTHER		190		190	
215 INDIA		97		220	
216 PAKISTAN				15	
220 BERMUOA		6737		10751	
221 B GUIANA				18	
222 B HOND		630		1019	
223 BARBAOOS		328		789	
224 JAMAICA		3035		6025	
225 TRINIDAD		3619		6008	
227 BAHAMAS		1317		4670	
228 LEEW WIND				25	
231 HONG KONG		233		642	
234 AUSTRALIA		775		2594	
236 NEW ZEAL		171		369	
304 ARGENTINA		183		183	
305 AUSTRIA		266		615	
306 BELGIUM		191		526	
311 BURMA				55	
313 CHINA		100		201	
314 COLOMBIA		220		220	
316 CUBA		4394		5010	
317 CZECHO S		183		200	
318 DENMARK		493		1392	
319 GREENLAND		120		1206	
320 DOM REP				40	
322 EGYPT		3802		3802	
326 FINLAND		98		143	
327 FRANCE		4415		10956	
328 FR AFRICA		47		47	
334 ST PIERRE		24		1283	
335 GERMANY W		8070		18720	
337 GUATEMALA				43	
338 HAITI				241	
340 HUNGARY		30		30	
341 ICELAND				158	
342 IRAN				50	
344 ITALY		4086		10680	
347 JAPAN		756		1930	
352 MEXICO		15107		30159	
353 MOROCCO				41	
354 NETHRLNDS		3544		7620	
357 NETH ANT		324		498	
359 NORWAY		450		450	
360 ISRAEL		40		126	
363 PERU		71		71	
365 POLANO				18	
366 PORTUGAL				1522	
367 AZORES		508		342	
372 SPAIN		132		580	
375 SWEDEN		126		1275	
376 SWITZRLND		663		304	
380 USSR		128		478	
382 VIRGIN IS		197		18527	
383 HAWAII		9773		19	
384 P RICO				110	
387 VENEZUELA		43		838	
389 IRELAND		453		538937	
400 U STATES		2407453		5660621	
CARTRIDGES SHOT GUN SHELLS		2532099			
400 U STATES		152		297	9237
DOXTROSE SOLUTIONS THERAPEUTIC		152		297	
400 U STATES		30746		61206	9238
METALLIC CARTRIDGES AMMUNITION		30746		61206	
100 U KINGDOM				442	9239
326 FINLANO				176	
335 GERMANY W		431		1822	
375 SWEDEN		309		309	
400 U STATES		3040		4573	
BLACKBOARDS OF SLATE OR PAPER		3780		7322	
335 GERMANY W				853	9240
344 ITALY		2722		6001	
400 U STATES		52456		71841	
PRESENTATIONS FOR LIFE SAVING		55178		78695	
400 U STATES		145		145	9241
BIOLOGICAL PRODUCTS N D P		145		145	
100 U KINGDOM		296		2849	9242
234 AUSTRALIA				2838	
335 GERMANY W				378	
376 SWITZRLNO				393	
400 U STATES		130704		269731	
BASKETS OF ALL KINDS N O P		131000		276189	
100 U KINGDOM		148		148	9243
215 INDIA				178	
231 HONG KONG		1922		2120	
306 BELGIUM		2846		3936	
318 DENMARK		129		129	
327 FRANCE		838		1367	
335 GERMANY W				415	

IMPORTS INTO CANADA FOR CONSUMPTION

Articles and Countries from which Imported	MONTH OF FEBRUARY 1957		TWO MONTHS ENDED FEBRUARY 1957		Class. Number
	Quantities	Values (\$)	Quantities	Values (\$)	
344 ITALY				200	
347 JAPAN		10467		14494	
352 MEXICO				1549	
365 POLAND		7910		7910	
366 PORTUGAL		659		659	
367 AZORES		88		213	
372 SPAIN		4061		4061	
400 U STATES		10060		22184	
		39128		59568	
COMMUNION SETS CHURCH ARTICLES					9244
100 U KINGDOM		574		2773	
231 HONG KONG		258		647	
306 BELGIUM		1609		1774	
313 CHINA				744	
317 CZECHO S		10875		16181	
327 FRANCE		10468		34338	
335 GERMANY W		5480		9173	
344 ITALY		26894		68121	
347 JAPAN		3571		19588	
360 ISRAEL		224		224	
366 PORTUGAL				272	
372 SPAIN				64	
376 SWITZRLND		117		117	
400 U STATES		57735		96184	
		117805		250200	
CARTRIDGE CASES GUN WADS CAPS					9246
335 GERMANY W				249	
375 SWEDEN		96		96	
400 U STATES		13658		53385	
		13754		53730	
AMMUNITION N O P					9247
100 U KINGDOM		294812		294979	
306 BELGIUM		150		150	
335 GERMANY W		123		123	
359 NORWAY		3857		3857	
400 U STATES		168398		173739	
		467340		472848	
ELECTRICAL ENERGY	MKWH				9249
400 U STATES	33024	189983	59384	296791	
	33024	189983	59384	296791	
ICE					9251
400 U STATES		635		899	
		635		899	
INCUBATORS BROODERS AND PARTS	NO				9252
100 U KINGDOM		91		91	
400 U STATES	5396	142205	10494	300723	
	5396	142296	10494	300814	
IRON SAND PRESSURE BLASTING					9253
100 U KINGDOM		4637		12879	
400 U STATES		72169		150386	
		76806		163265	
BALL POINT PENS AND PARTS					9254
100 U KINGDOM		481		565	
234 AUSTRALIA		940		940	
335 GERMANY W		806		2188	
347 JAPAN		181		394	
376 SWITZRLND		52		52	
400 U STATES		140558		323069	
		143018		327208	
ALABASTER SPAR AMBER ORNAMENTS					9255
100 U KINGDOM		3625		9546	
231 HONG KONG		1420		1852	
305 AUSTRIA		349		349	
306 BELGIUM		76		76	
317 CZECHO S				791	
327 FRANCE		386		1126	
335 GERMANY W		1494		2274	
344 ITALY		78		291	
347 JAPAN		12256		21235	
365 POLAND		57		57	
390 GERMANY E		690		1313	
400 U STATES		12920		18387	
		33351		57297	
MACHINE CARD CLOTHING					9256
100 U KINGDOM		22479		43550	
400 U STATES		13510		24628	
		35989		68178	
PENCILS LEAD NON PROPELLING	GROSS				9257
100 U KINGDOM	200	593	214	650	
335 GERMANY W	94	562	276	1591	
347 JAPAN	1370	1552	2466	3491	
400 U STATES	1048	4870	3157	10288	
	2712	7577	6113	16020	
PENCILS LEAD N O P					9258
100 U KINGDOM		299		299	
335 GERMANY W		1082		3332	
400 U STATES		10651		21100	
		12032		24731	
PENS FOUNTAIN EXCPT BALL POINT					9259
100 U KINGDOM		90		804	
335 GERMANY W		952		1240	
347 JAPAN				283	
400 U STATES		6762		12725	
		7804		15052	
PENS N O P PENHOLDERS RULERS					9260
100 U KINGDOM		960		3948	
335 GERMANY W		864		1249	

IMPORTS INTO CANADA FOR CONSUMPTION

145


Articles and Countries from which Imported	MONTH OF FEBRUARY 1957		TWO MONTHS ENDED FEBRUARY 1957		Class Number
	Quantities	Values (\$)	Quantities	Values (\$)	
400 U STATES		17352		28105	
PRECIOUS STONES NOT MOUNTED		19176		33302	
100 U KINGDOM		18166		29936	9262
215 INDIA		204		204	
234 AUSTRALIA		214		330	
305 AUSTRIA		27847		61976	
309 BRAZIL		63		63	
317 CZECHOS		9258		17648	
327 FRANCE		1428		2524	
335 GERMANY W		17134		33821	
344 ITALY		93		232	
347 JAPAN		28063		41056	
352 MEXICO				2709	
371 THAILAND		207		207	
376 SWITZRLND		529		646	
400 U STATES		43313		89457	
PULLEYS BELT POWER TRANS NOP		146519		280809	
100 U KINGDOM		3258		11588	9263
335 GERMANY W		1011		1011	
354 NETHRLNDS		484		912	
375 SWEDEN		69		156	
400 U STATES		95920		189445	
SETTLERS EFFECTS		100742		203112	
100 U KINGDDM		415175		762780	9264
203 B E AFR		3800		3800	
205 RHOD NYAS				162	
207 UN SO AFR		3499		4999	
215 INDIA		2000		6495	
216 PAKISTAN		125		5125	
217 CEYLON		455		1285	
218 MALAYA		3000		5000	
220 BERMUDA		275		825	
223 BARBADOS		1100		1900	
224 JAMAICA		100		220	
225 TRINIDAD		2530		2530	
230 GIBRALTAR				6000	
231 HONG KONG		1050		3470	
232 MALTA		2475		4010	
234 AUSTRALIA		6429		23484	
236 NEW ZEAL		7753		10353	
304 ARGENTINA		2630		3180	
305 AUSTRIA		7800		10490	
306 BELGIUM		11458		18007	
308 BOLIVIA				550	
309 BRAZIL		12500		15500	
312 CHILE		350		475	
313 CHINA		165		165	
314 COLOMBIA		4000		4000	
317 CZECHOS		280		1530	
318 DENMARK		21580		39670	
322 EGYPT				1900	
326 FINLAND		1660		5970	
327 FRANCE		14417		41533	
328 FR AFRICA		2520		2880	
335 GERMANY W		154249		308265	
336 GREECE		4950		11990	
340 HUNGARY		5550		141374	
341 ICELAND				2500	
343 IRAQ				500	
344 ITALY		11095		27512	
347 JAPAN		3655		7103	
352 MEXICO				900	
353 MOROCCO		9213		10063	
354 NETHRLNDS		89903		191082	
357 NETH ANT				307	
359 NORWAY		2425		9160	
360 ISRAEL		1950		3010	
364 PHIL				2500	
365 POLAND		750		750	
366 PORTUGAL		100		1500	
371 THAILAND		3395		3395	
372 SPAIN				300	
375 SWEDEN		3915		10110	
376 SWITZRLND		16675		30351	
379 TURKEY				717	
380 USSR		510		510	
381 ALASKA		726		726	
383 HAWAII		3000		3000	
387 VENEZUELA		6597		6597	
388 YUGO SLAV		200		500	
389 IRELAND		650		4144	
390 GERMANY E		200		200	
391 LEBANON				150	
392 SYRIA				100	
400 U STATES		1076249		2254638	
SHOW CASES AND METAL PARTS		1925083		4022242	
335 GERMANY W		1043		2073	9265
400 U STATES		12084		31838	
		13127		33911	

IMPORTS INTO CANADA FOR CONSUMPTION

Articles and Countries from which Imported	MONTH OF FEBRUARY 1957		TWO MONTHS ENDED FEBRUARY 1957		Class Number
	Quantities	Values (\$)	Quantities	Values (\$)	
SIGNS LETTERS OTHER THAN PAPER					9266
100 U KINGDOM		6909		8246	
306 BELGIUM		618		618	
327 FRANCE		82		218	
335 GERMANY W		339		408	
375 SWEDEN		254		526	
376 SWITZRLND		134		354	
400 U STATES		79901		131193	
		88237		141563	
MEASURING RULES AND TAPES					9267
100 U KINGDOM		7602		17240	
317 CZECHO S				469	
335 GERMANY W		3414		6412	
344 ITALY				1631	
347 JAPAN				85	
376 SWITZRLND				261	
400 U STATES		81102		143133	
		92118		169231	
WASTE AND JUNK N O P					9269
	CWT				
100 U KINGDOM	21	83	68	264	
400 U STATES	31633	12570	48015	19819	
	31654	12653	48083	20083	
WAX VEGETABLE AND MINERAL NOP					9270
	LB				
100 U KINGDOM	2300	1041	2800	1249	
309 BRAZIL	159334	114602	347127	250205	
335 GERMANY W	1364	959	1662	1075	
352 MEXICO	882	576	24641	28484	
400 U STATES	26313	14947	80272	50432	
	190193	132125	456502	331445	
WAX AND MANUFACTURES N O P					9271
100 U KINGDOM		2568		4293	
335 GERMANY W		495		2226	
344 ITALY		667		667	
376 SWITZRLND				137	
400 U STATES		50177		67136	
		53907		74459	
WHIPS AND PARTS					9272
100 U KINGDOM		265		499	
400 U STATES		828		1297	
		1093		1796	
WINDOW CORNICES CORNICE POLES					9273
UNENUMERATED ARTICLES					9274
SHIPMENTS UNDER 50 00 DOLLARS					9275
100 U KINGDOM		91356		202108	
203 B E AFR		20		20	
205 RHOD NYAS				2	
207 UN SO AFR		103		197	
208 BSA OTHER		92		140	
210 G COAST		21		21	
215 INDIA		993		1246	
216 PAKISTAN		100		116	
217 CEYLON				46	
218 MALAYA				40	
219 BEI OTHER				2	
220 BERMUDA		121		228	
221 B GUIANA		53		182	
222 B HOND		103		114	
223 BARBADOS		72		93	
224 JAMAICA		325		516	
225 TRINIDAD		243		391	
227 BAHAMAS				28	
231 HONG KONG		7008		20287	
232 MALTA		6		15	
234 AUSTRALIA		712		1523	
236 NEW ZEAL		8		61	
304 ARGENTINA		21		23	
305 AUSTRIA		624		1515	
306 BELGIUM		1881		3696	
309 BRAZIL		18		73	
312 CHILE		857		899	
313 CHINA		262		295	
315 C RICA		67		190	
316 CUBA		295		420	
317 CZECHO S		625		1049	
318 DENMARK		1193		2766	
321 ECUADOR		168		401	
322 EGYPT		45		80	
326 FINLAND		310		507	
327 FRANCE		8613		17987	
329 INDOCHINA		40		40	
334 ST PIERRE				7	
335 GERMANY W		16208		35577	
336 GREECE		130		169	
337 GUATEMALA		194		496	
338 HAITI				2	
340 HUNGARY		53		78	
344 ITALY		3743		7150	
347 JAPAN		8291		19710	
352 MEXICO		582		1321	
353 MOROCCO		45		45	
354 NETHRLNDS		6198		9803	
357 NETH ANT				30	
359 NORWAY		405		1058	
360 ISRAEL		100		108	

IMPORTS INTO CANADA FOR CONSUMPTION

Articles and Countries from which Imported	MONTH OF FEBRUARY 1957		TWO MONTHS ENDED FEBRUARY 1957		Class Number
	Quantities	Values (\$)	Quantities	Values (\$)	
362 PARAGUAY		5		5	
363 PERU		16		16	
365 POLAND		40		81	
366 PORTUGAL		378		547	
367 AZORES				68	
370 ROUMANIA				92	
371 THAILAND				10	
372 SPAIN		149		848	
373 CANARY IS		30		30	
375 SWEDEN		1919		4015	
376 SWITZRLND		3112		6939	
378 JORDAN		7		7	
379 TURKEY		3		36	
380 USSR		171		198	
381 ALASKA		327		1244	
382 VIRGIN IS		5		5	
383 HAWAII		494		661	
384 P RICO		229		328	
387 VENEZUELA		18		69	
388 YUGO SLAV				90	
389 IRELAND		66		93	
390 GERMANY E		235		352	
391 LEBANON				5	
392 SYRIA				70	
393 TAIWAN		6		6	
400 U STATES		3899721		7834290	
		4059235		8182976	



Value, Price and Volume Indexes of Imports for Consumption

The following table gives index numbers of the declared (statistical) value of imports for consumption by months, and of the unit value (price) and volume of these imports. The value index expresses the value of imports in a given month as a percentage of the monthly average in the base year. The price index is of the fixed-weight aggregative (Laspeyres) type, and combines unit values calculated from the monthly import statistics with specified wholesale or other price quotations. These latter quotations are used where inadequate quantity reporting or insufficiently homogeneous items in the trade statistics prevent the obtaining of sufficiently representative unit value series. The volume index is derived by dividing the value index by the corresponding price index, and is, therefore, of the currently-weighted (Paasche) type. These indexes are computed with 1948 as an interim reference base pending conversion to the Bureau's official post-war reference base (1949).

In computing the price index certain adjustments were made to the regular grouping of commodities used in the trade statistics, and all three indexes are presented on the basis of these adjusted groups. The chief adjustments are as follows: the two groups "agricultural and vegetable products" and "animals and animal products" have been combined into one group now titled "agricultural and animal products"; the sub-group "rubber and its products" (1678-1732) and the item "advertising matter" (4291) have been transferred to the "miscellaneous products" group; the item "arms, etc., British or N.A.T.O. countries" (9196) has been deducted from the "miscellaneous products" total and the grand total; three "ships" items (9155-57) have been transferred to the "iron and steel and their products" group; and a few other adjustments designed to improve group classification by component material have been made.

These indexes are currently computed from the original data for months, quarters and calendar years. Approximate indexes for other periods may be obtained by averaging the monthly values. Although such indexes will be less accurate than would result from a separate computation based on the original data, the margin of error is insufficient to necessitate a lengthy separate computation.

A complete record of these series by months for the post-war period is published in issues of Volume I of the annual report "Trade of Canada". Some additional commodity information appears in issues of the "Review of Foreign Trade". Details of the computation of the price indexes are given in D.B.S. Reference Paper, No. 8, 1950, titled "Export and Import Price Indexes by Months, July, 1945 - June, 1950 (1948=100)".

MONTHLY INDEX NUMBERS OF DECLARED VALUES, PRICES AND PHYSICAL VOLUME OF IMPORTS FOR CONSUMPTION, BY GROUPS

Interim base, 1948 = 100

Month	Total			Agricultural and Animal Products			Fibres and Textiles			Wood Products and Paper			
	1955	1956	1957	1955	1956	1957	1955	1956	1957	1955	1956	1957	
INDEX OF DECLARED VALUES													
1	January	139.0	183.2	208.2	127.4	132.2	155.0	104.1	126.0	122.7	212.2	278.9	319.2
2	February	139.3	183.5	195.5	124.5	137.5	136.4	100.3	126.0	124.2	238.4	313.1	305.6
3	March	168.6	210.0		134.4	137.7		121.5	125.5		263.4	307.7	
4	April	172.9	240.0		147.5	156.2		116.0	132.7		241.2	311.4	
5	May	195.7	248.0		161.7	190.3		112.5	131.3		275.6	330.3	
6	June	180.6	221.6		155.0	177.6		97.8	102.7		268.7	306.8	
7	July	167.6	218.1		127.2	171.0		93.6	106.1		241.1	326.3	
8	August	191.2	212.9		146.2	163.2		117.2	121.0		294.8	322.6	
9	September	187.6	196.2		143.3	154.3		107.4	97.2		290.9	315.1	
10	October	207.1	245.3		180.1	212.9		115.7	125.0		317.5	357.1	
11	November	201.0	236.3		177.2	211.7		118.4	136.3		302.1	327.7	
12	December	175.1	181.0		162.9	162.0		101.4	95.4		259.2	249.9	
AI	Annual Index	177.1	214.7		149.0	167.2		108.8	118.8		267.1	312.2	
INDEX OF PRICES													
1	January	109.0	113.4	115.0r	102.5	98.8	100.1r	98.3	92.7	92.1r	116.3	122.8	123.6
2	February	109.6	113.8	116.1	102.1	99.4	100.8	97.6	93.5	92.1	117.2	123.1	123.2
3	March	110.4	114.4		101.7	98.7		97.7	93.4		118.4	123.5	
4	April	110.6	113.8		100.8	100.0		96.3	90.0		119.0	123.5	
5	May	109.7	113.1		98.3	100.3		95.7	88.2		119.6	124.0	
6	June	109.8	113.5		99.7	104.1		97.1	88.1		118.9	124.4	
7	July	109.1	112.4		97.8	101.6		95.3	88.6		119.1	124.2	
8	August	109.6	112.4		98.6	101.8		95.7	87.7		119.2	124.3	
9	September	111.3	112.0		98.9	101.5		96.1	86.2		119.9	124.4	
10	October	112.1	112.8		99.1	100.4		94.0	88.3		120.3	123.9	
11	November	112.8	113.0		98.8	99.2		91.2	89.1		121.6	123.6	
12	December	113.6	113.5		99.5	100.0		93.2	90.2		122.8	123.3	
AI	Annual Index	110.5	113.0		99.8	99.9		95.5	89.2		119.4	123.8	
INDEX OF PHYSICAL VOLUME													
1	January	127.5	161.6	181.0r	124.3	133.8	154.8r	105.9	135.9	133.2r	182.5	227.1	258.3
2	February	127.1	161.2	168.4	121.9	138.3	135.3	102.8	134.8	134.9	203.4	254.3	248.1
3	March	152.7	183.6		132.2	139.5		124.4	134.4		222.5	249.1	
4	April	156.3	210.9		146.3	156.2		120.5	147.4		202.7	252.1	
5	May	178.4	219.3		164.5	189.7		117.6	148.9		230.4	266.4	
6	June	164.5	195.2		155.5	170.6		100.7	116.6		226.0	246.6	
7	July	153.6	194.0		130.1	168.3		98.2	119.8		202.4	262.7	
8	August	174.5	189.4		148.3	160.3		122.5	138.0		247.3	259.5	
9	September	168.6	175.2		144.9	152.0		111.8	112.8		242.6	253.3	
10	October	184.7	217.5		181.7	212.1		123.1	141.6		263.9	288.2	
11	November	178.2	209.1		179.4	213.4		129.8	153.0		248.4	265.1	
12	December	154.1	159.5		163.7	162.0		108.8	105.8		211.1	202.7	
AI	Annual Index	160.3	190.0		149.3	167.4		113.9	133.2		223.7	252.2	

r - revised

MONTHLY INDEX NUMBERS OF DECLARED VALUES, PRICES AND PHYSICAL VOLUME OF IMPORTS FOR CONSUMPTION, BY GROUPS

Interim base, 1948 = 100

Iron and Steel and their Products			Non-Ferrous Metals and their Products			Non-Metallic Minerals and their Products			Chemicals and Fertilizers			Miscellaneous Products			
1955	1956	1957	1955	1956	1957	1955	1956	1957	1955	1956	1957	1955	1956	1957	
INDEX OF DECLARED VALUES															
152.7	229.7	289.2	228.5	269.9	321.4	79.4	112.1	113.2	173.2	212.5	223.6	268.5	341.9	329.8	1
155.9	234.2	269.8	203.1	274.7	275.2	78.0	97.3	101.9	166.4	224.6	250.7	300.3	338.4	332.9	2
205.0	311.7		242.7	297.5		87.6	92.0		208.6	232.6		357.0	395.0		3
210.6	356.4		225.5	332.6		91.2	113.7		203.6	282.4		398.8	458.0		4
236.9	346.9		253.1	350.8		115.9	133.5		238.8	288.9		461.5	446.6		5
219.7	303.5		239.9	330.2		113.7	132.6		226.4	246.3		372.8	378.8		6
202.9	284.4		211.6	336.2		105.6	133.5		212.1	251.7		403.7	404.4		7
208.5	246.9		283.9	338.6		139.3	158.8		232.0	227.2		431.5	412.8		8
202.2	243.2		304.8	315.0		118.3	132.3		239.8	213.4		492.2	362.7		9
225.7	310.5		341.6	392.2		141.1	150.5		262.6	267.2		430.4	436.2		10
218.7	300.0		347.4	359.8		138.7	145.1		250.0	262.5		381.0	381.1		11
208.1	235.7		274.9	263.9		102.3	111.8		208.2	197.0		333.7	296.8		12
203.9	283.6		263.1	321.8		109.3	126.1		218.5	242.2		386.0	387.7		AI
INDEX OF PRICES															
120.4	132.0	136.5	121.6	131.9	134.8	100.4	101.6	104.7	107.5	112.2	110.8	111.8	128.8	115.4	1
121.9	132.9	136.8	122.3	132.2	135.8	100.3	101.3	108.3	108.4	112.3	111.2	114.7	127.7	117.8	2
123.3	133.4		123.1	132.5		101.2	103.8		109.4	112.7		117.6	126.8		3
123.6	133.3		124.4	132.6		102.2	103.4		109.6	112.8		119.2	123.0		4
123.6	133.1		124.4	133.5		100.6	102.3		110.1	112.1		116.9	118.9		5
123.7	132.8		125.2	134.0		99.3	102.2		109.7	111.7		115.3	117.6		6
123.8	132.7		124.3	132.4		99.1	100.4		109.1	111.4		115.5	113.6		7
124.1	132.8		124.3	132.4		99.3	101.4		109.5	111.1		118.0	111.7		8
126.5	132.4		125.2	131.8		100.1	101.0		109.3	111.3		126.2	112.8		9
128.7	134.1		126.6	132.6		101.0	101.3		111.0	110.8		130.3	114.5		10
130.4	134.3		130.1	134.1		101.7	102.2		111.8	109.9		132.1	113.9		11
131.5	134.9		131.0	134.2		102.2	102.4		111.9	110.3		131.2	112.8		12
125.2	133.2		124.8	132.8		100.6	102.0		109.9	111.7		119.7	118.3		AI
INDEX OF PHYSICAL VOLUME															
126.8	174.0	211.9	187.9	204.6	238.4	79.1	110.3	108.1	161.1	189.4	201.8	240.2	265.5	285.8	1
127.9	176.2	197.2	166.1	207.8	202.7	77.8	96.1	94.1	153.5	200.0	225.4	261.8	265.0	282.6	2
166.3	233.7		197.2	224.5		86.6	88.6		190.7	206.4		303.6	311.5		3
170.4	267.4		181.3	250.8		89.2	110.0		185.8	250.4		334.6	372.4		4
191.7	260.6		203.5	262.8		115.2	130.5		216.9	257.7		394.8	375.6		5
177.6	228.5		191.6	246.4		114.5	129.7		206.4	220.5		323.3	322.1		6
163.9	214.3		170.2	253.9		106.6	133.0		194.4	225.9		349.5	356.0		7
168.0	185.9		228.4	255.7		140.3	156.6		211.9	204.5		365.7	369.6		8
159.8	183.7		243.5	239.0		118.2	131.0		219.4	191.7		390.0	321.5		9
175.4	231.5		269.8	295.8		139.7	148.6		236.6	241.2		330.3	381.0		10
167.7	223.4		267.0	268.3		136.4	142.0		223.6	238.9		288.4	334.6		11
158.3	174.7		209.8	196.6		100.1	109.2		186.1	178.6		254.3	263.1		12
162.9	212.9		210.8	242.3		108.6	123.6		198.8	216.8		322.5	327.7		AI



CANADA

TRADE OF CANADA

IMPORTS

MARCH, 1957


AND

THREE MONTHS ENDED MARCH, 1957

DOMINION BUREAU OF STATISTICS

International Trade Division

External Trade Section



IMPORTS INTO CANADA FOR CONSUMPTION

Changes affecting Previous Reports 1957
 Cumulative totals adjusted in Volume III of the Import
 Annual Report of the Trade of Canada for 1956 List No. 3

MONTH OF FEBRUARY, 1956

Class Number		
4157 - Deduct from United States	-	\$ 62
4146 - Add to United States	-	\$ 62
5378 - Deduct from United Kingdom	-	\$ 1,351
5371 - Add to United Kingdom	-	\$ 1,351

MONTH OF JUNE, 1956

Class Number		
7165 - Deduct from United States	235 gal.	\$ 99
7185 - Add to United States	235 gal.	\$ 99

MONTH OF OCTOBER, 1956

Class Number		
6035 - Deduct from United States	-	\$ 263
6026 - Add to United States	-	\$ 263

MONTH OF NOVEMBER, 1956

Class Number		
3322 - Deduct from Hong Kong	100 doz. pr.	\$ 313
3320 - Add to Hong Kong	100 doz. pr.	\$ 313
6012 - Deduct from United Kingdom	78,400 lb.	\$ 3,105
6015 - Add to United Kingdom	-	\$ 3,105

MONTH OF DECEMBER, 1956

Class Number		
6012 - Deduct from United Kingdom	78,400 lb.	\$ 3,066
6015 - Add to United Kingdom	-	\$ 3,066
6072 - Deduct from United States	780 lb.	\$ 247
6073 - Add to United States	780 lb.	\$ 247

Cumulative Totals adjusted in March Report

MONTH OF JANUARY, 1957

Class Number		
286 - Deduct from Brazil	5,400 lb.	\$ 6,184
286 - Add to United States	5,400 lb.	\$ 6,184



MOORE CAMPAIGN

DOMINION BUREAU OF STATISTICS
International Trade Division
External Trade Section

TRADE OF CANADA

IMPORTS

MARCH, 1957

AND

THREE MONTHS ENDED MARCH, 1957

Published by Authority of

The Honourable Gordon Churchill, Minister of Trade and Commerce

7502-505—37

Price \$5 a year
Single copies 50 cents

Vol. 14, No. 3



TABLE OF CONTENTS

	Page
EXPLANATORY NOTES	2
KEY TO ABBREVIATIONS OF COUNTRIES	3
 SUMMARY TABLES:	
Imports into Canada for Consumption, by Countries	4
Imports into Canada for Consumption, by Main Groups	6
 DETAILED TABLES:	
Imports for Consumption, by Articles and Countries:	
Agricultural and Vegetable Products (except Chemicals, Fibres and Wood):	Class Number
A – Mainly Food	1 to 390
B – Other than Food	1501 to 1846
Animals and Animal Products (except Chemicals and Fibres).....	2012 to 2348
Fibres, Textiles and Textile Products	3001 to 3576
Wood, Wood Products and Paper	4002 to 4311
Iron and Its Products	5001 to 5738
Non-Ferrous Metals and Their Products (except Gold)	6001 to 6260
Non-Metallic Minerals and Their Products (except Chemicals).....	7001 to 7304
Chemicals and Allied Products	8001 to 8950
Miscellaneous Commodities	9000 to 9275

VALUE AND VOLUME at end of report

EXPLANATORY NOTES

1. **Source of Data.** Statistics of imports are based upon the declarations of importers (import entries) as subsequently checked by customs officials.
2. **Valuation.** The value of goods imported is the value as determined for customs duty purposes. In most cases this corresponds to the value shown on the invoice accompanying the goods, converted to Canadian dollars at authorized exchange rates (usually the commercial rate prevailing on the date at which the goods were actually despatched to Canada), and excluding such charges as freight, insurance, handling and taxes. In effect, therefore, import values are taken f.o.b. point of shipment in the country of export.
3. **Units of Quantity.** Weight, where shown, is the net weight of the goods, excluding the weight of such packing as is required for shipment, except in certain special cases otherwise defined in the Customs Tariff. The expression "ton" means 2,000 pounds, and "cwt." 100 pounds, avoirdupois. Where other units of quantity are used, Imperial standards apply.

In this report are items such as "engines, gas, n.o.p., and parts" which show a quantity in "number" as well as value. In these items the "number" refers only to the number of substantially complete articles imported, while the value includes also the value of any parts of the article imported. For such items the average value per unit cannot be ascertained.

4. **Coverage.** Statistics of imports include all goods which enter Canada and are cleared by customs officials for domestic sale or use. The series, therefore, includes goods which are cleared by customs immediately on entry into the country, and goods cleared out of customs warehouses; but excludes goods placed in customs warehouses on entering the country. The technical phrase "Imports entered for consumption" which is sometimes used to describe Canadian import statistics does not imply that all imports will actually be consumed in Canada, but only that they are free to be so consumed without further customs formalities.
5. **Exclusions.** Import statistics exclude gold, but include gold products where the value of the gold content is less than 80% of the value of the article. A small amount of gold scrap in the form of jewellers' sweepings is also included. Some goods for the use of United States forces stationed at treaty bases in Canada are excluded, as are ships of British construction and registry imported for use in Canada, ships purchased for use in foreign trade, bunker supplies and ships' stores purchased by Canadian vessels abroad, temporary imports for exhibition or competition, and Canadian-owned military equipment returned to Canada.
6. **Countries Credited.** Imports are usually credited to the country from which the goods were consigned to Canada. The country of consignment is the country from which goods have come to Canada without interruption of transit except in the course of transfer from one means of conveyance to another.

An exception to this rule is made in the case of imports of goods originating in Central or South America (including the Antilles and Bermuda) which are consigned to Canada from the United States. This class of imports is credited to the country in which the goods originated.
7. **Time Periods.** Import statistics for any month include all goods declared on import entries received at the Bureau of Statistics during the calendar month in question.
8. **Abbreviations.** Many descriptions of countries and articles used in this report are abbreviated or incomplete because of mechanical limitations. A key to abbreviations of countries appears in this report, and full descriptions of all articles appear in Volume III of the annual report "Trade of Canada". The letters "N.O.P." mean "not otherwise provided for".
9. **Revisions.** All statistics in this report are subject to revision. Revisions to previous reports are published on the coloured pages at the beginning of each monthly report.

KEY TO ABBREVIATIONS OF COUNTRIES

Note:— The classification of Countries with a statement of the territorial limits used for statistical purposes will be found in Volume I of the Annual Report of the Trade of Canada.

Aden	Aden	Ireland	Ireland
Afghan	Afghanistan	Israel	Israel
Alaska	Alaska	Ital Afr	Italian Africa
Albania	Albania	Italy	Italy
Virgin Is	American Virgin Islands	Jamaica	Jamaica
Arabia	Arabia	Japan	Japan
Argentina	Argentina	Jordan	Jordan
Australia	Australia	Korea	Korea
Austria	Austria	Latvia	Latvia
Azores	Azores and Madeira	Lebanon	Lebanon
Bahamas	Bahamas	Leew Wind	Leeward and Windward Islands
Barbados	Barbados	Liberia	Liberia
Bel Congo	Belgian Congo	Libya	Libya
Belgium	Belgium and Luxembourg	Lithuania	Lithuania
Bermuda	Bermuda	Madagascar	Madagascar
Bolivia	Bolivia	Malaya	Malaya and Singapore
Brazil	Brazil	Malta	Malta
B E Afr	British East Africa	Mauritius	Mauritius and Seychelles
B Guiana	British Guiana	Mexico	Mexico
B Hond	British Honduras	Morocco	Morocco
Bulgaria	Bulgaria	Nethrlnds	Netherlands
Burma	Burma	Neth Ant	Netherlands Antilles
Canary Is	Canary Islands	New Zeal	New Zealand
Ceylon	Ceylon	Nicaragua	Nicaragua
Chile	Chile	Nigeria	Nigeria
China	China, except Taiwan	Norway	Norway
Colombia	Colombia	B E I Other	Other British East Indies
C Rica	Costa Rica	B Oceania	Other British Oceania
Cuba	Cuba	B S A Other	Other British South Africa
Czecho S	Czechoslovakia	B W A Other	Other British West Africa
Denmark	Denmark	Pakistan	Pakistan
Dom Rep	Dominican Republic	Panama	Panama
Ecuador	Ecuador	Paraguay	Paraguay
Egypt	Egypt	Peru	Peru
El Salvd	El Salvador	Phil	Philippines
Estonia	Estonia	Poland	Poland
Ethiopia	Ethiopia	Portugal	Portugal
Falkland	Falkland Islands	Port E Af	Portuguese East Africa
Finland	Finland	Port W Af	Portuguese West Africa
Fiji	Fiji	Port Asia	Portuguese Asia
France	France	P Rico	Puerto Rico
Fr Africa	French Africa	Rhod Nyas	Rhodesia and Nyasaland
Fr Guiana	French Guiana	Roumania	Roumania
Fr Oceana	French Oceania	U S S R	U.S.S.R. (Russia)
Fr W Ind	French West Indies	S Leone	Sierra Leone
Gambia	Gambia	Spain	Spain
Germany E	Germany, Eastern	Span Afr	Spanish Africa
Germany W	Germany, Federal Republic of	St. Pierre	St. Pierre and Miquelon
Gibraltar	Gibraltar	Sudan	Sudan
G Coast	Gold Coast	Surinam	Surinam
Greece	Greece	Sweden	Sweden
Greenland	Greenland	Switzrlnd	Switzerland
Guatemala	Guatemala	Syria	Syria
Haiti	Haiti (Republic of)	Taiwan	Taiwan (Formosa)
Hawaii	Hawaii	Thailand	Thailand (Siam)
Honduras	Honduras	Trinidad	Trinidad and Tobago
Hong Kong	Hong Kong	Turkey	Turkey
Hungary	Hungary	Un So Afr	Union of South Africa
Iceland	Iceland	U Kingdom	United Kingdom
India	India	U States	United States
IndoChina	Indo-China	U S Ocea	United States Oceania
Indonesia	Indonesia	Uruguay	Uruguay
Iran	Iran	Venezuela	Venezuela
Iraq	Iraq	Yugo Slav	Yugoslavia

IMPORTS INTO CANADA FOR CONSUMPTION, BY COUNTRIES (EXCLUDING GOLD)

Countries	Month of March		Three Months ended March	
	1 9 5 6	1 9 5 7	1 9 5 6	1 9 5 7
	\$	\$	\$	\$
Commonwealth Countries				
United Kingdom.....	33,774,443	43,216,865	97,794,793	113,672,311
Aden.....	9,493	7,446	11,787	9,957
British East Africa.....	1,149,031	405,895	1,943,217	1,567,489
Mauritius and Seychelles.....	269,252	-	1,565,376	1,616,608
Rhodesia and Nyasaland.....	1,450	729	1,917	1,051
Union of South Africa.....	391,802	299,684	963,895	1,014,897
Other British South Africa.....	213	-	1,768	604
Gambia.....	-	-	-	-
Gold Coast.....	17,534	6,077	25,265	24,069
Nigeria.....	147,604	-	147,614	-
Sierra Leone.....	-	-	-	-
Other British West Africa.....	-	-	-	190
Ceylon.....	1,195,555	1,674,177	3,198,612	3,859,421
India.....	2,230,863	3,079,538	6,014,062	7,100,653
Malaya and Singapore.....	2,583,047	1,940,883	7,887,848	7,088,705
Pakistan.....	59,321	56,928	231,387	97,344
Other British East Indies.....	21,856	737	42,168	8,418
Bermuda.....	25,508	15,609	51,418	37,761
British Guiana.....	621,863	823,112	1,633,562	1,593,113
British Honduras.....	15,868	21,144	17,629	59,197
Bahamas.....	17,512	9,000	79,345	33,755
Barbados.....	257,692	351,315	481,896	717,554
Jamaica.....	612,950	2,973,889	2,640,234	4,978,222
Leeward and Windward Islands.....	11,930	1,521	32,438	67,682
Trinidad and Tobago.....	360,424	670,421	766,150	1,690,014
Falkland Islands.....	-	-	-	-
Gibraltar.....	21	-	701	6,000
Hong Kong.....	482,684	596,048	1,389,341	1,580,504
Malta.....	2,008	5,458	14,065	16,981
Australia.....	1,134,760	1,371,304	4,692,021	5,104,626
Fiji.....	734,564	-	2,054,947	852,318
New Zealand.....	769,778	154,073	3,143,450	1,427,797
Other British Oceania.....	-	-	-	-
Total Commonwealth Countries.....	46,899,026	57,681,853	136,826,906	154,227,241
Foreign Countries				
Afghanistan.....	-	-	-	-
Albania.....	-	-	-	-
Arabia.....	1,903,811	150	3,580,013	1,247,163
Argentina.....	369,994	316,146	734,458	812,797
Austria.....	251,315	336,096	806,172	981,840
Belgium and Luxembourg.....	1,866,467	2,991,050	6,427,271	8,268,092
Belgian Congo.....	4,033	198,442	213,626	520,893
Bolivia.....	9,000	9,716	24,688	10,266
Brazil.....	2,754,119	2,778,647	7,710,766	8,033,710
Bulgaria.....	-	-	-	-
Burma.....	-	-	-	55
Chile.....	31,129	48,785	92,963	362,490
China (except Taiwan).....	526,570	468,144	1,982,386	1,971,052
Taiwan.....	19,285	18,973	29,549	36,074
Colombia.....	2,474,762	1,504,588	6,779,766	4,637,005
Costa Rica.....	249,540	694,103	880,537	1,840,773
Cuba.....	576,027	276,686	1,572,846	2,287,504
Czechoslovakia.....	236,649	314,547	809,176	1,102,861
Denmark.....	668,749	480,532	1,185,501	1,131,603
Greenland.....	1,250	1,261	1,810	2,467
Dominican Republic.....	204,122	35,526	585,202	270,515
Ecuador.....	333,539	158,341	863,792	554,549
Egypt.....	8,599	5,115	19,977	28,198
El Salvador.....	77,813	165,925	176,417	298,985
Estonia.....	-	1,998	-	1,998
Ethiopia.....	-	11,440	26,790	11,440
Finland.....	2,094	32,350	86,488	77,867
France.....	1,784,497	2,154,401	5,180,550	6,095,463
French Africa.....	77,837	59,743	153,985	104,535
Indo-China.....	11,778	-	11,927	1,040
French Guiana.....	-	-	-	-
French Oceania.....	-	-	-	-
French West Indies.....	-	-	-	-
Madagascar.....	-	124	12,840	4,988
St. Pierre and Miquelon.....	249	9,011	883	18,415

Countries	Month of March		Three Months ended March	
	1 9 5 6	1 9 5 7	1 9 5 6	1 9 5 7
	\$	\$	\$	\$
Foreign Countries - Concluded				
Germany, Federal Republic of	5,081,329	7,226,517	15,021,135	18,497,267
Germany, Eastern	19,207	33,129	104,477	104,841
Greece	19,242	25,386	49,679	78,813
Guatemala	379,279	613,978	896,410	1,612,113
Haiti	226,388	81,255	481,240	169,822
Honduras	55,196	522,491	269,641	1,557,155
Hungary	3,825	15,221	22,951	161,657
Iceland	223	2,310	907	5,441
Iran	25,863	10,062	371,603	110,157
Iraq	14,675	-	224,843	98,984
Ireland	82,962	43,622	129,259	110,246
Israel	209,620	166,074	516,773	428,696
Italy	1,284,403	1,861,110	3,620,470	5,424,103
Italian Africa	-	-	-	-
Japan	3,905,639	4,725,397	12,943,662	14,735,743
Jordan	-	912	-	1,778
Korea	25	-	25	-
Latvia	-	-	-	-
Lebanon	547,912	875	3,320,770	2,138
Liberia	423	-	273,035	-
Libya	-	-	-	-
Lithuania	-	-	-	-
Mexico	6,354,570	1,684,444	19,480,869	3,723,370
Morocco	9,258	11,487	24,520	35,445
Netherlands	1,162,247	1,642,547	3,471,135	4,068,440
Indonesia	15,238	50,311	248,314	316,390
Surinam	107,538	138,116	337,118	486,328
Netherlands Antilles	1,956,378	948,768	7,305,590	5,151,422
Nicaragua	12,817	6,648	32,886	14,648
Norway	168,861	109,873	399,800	490,762
Panama	926,685	468,827	2,615,625	1,306,334
Paraguay	29,066	5,618	44,636	33,424
Peru	44,832	43,471	268,338	738,505
Philippines	297,605	360,696	988,432	1,435,298
Poland	50,531	58,165	155,549	249,840
Portugal	55,909	132,861	335,057	346,267
Azores and Madeira	9,064	10,147	32,664	18,937
Portuguese East Africa	111,043	-	175,014	-
Portuguese West Africa	12,540	-	42,129	-
Portuguese Asia	-	-	-	-
Roumania	-	-	-	92
Spain	410,548	161,987	1,260,282	838,881
Canary Islands	2,264	-	4,928	4,608
Spanish Africa	-	-	400	-
Sudan	56	-	1,119	-
Sweden	805,059	1,296,297	2,176,719	4,167,009
Switzerland	1,947,417	1,878,225	5,037,794	4,863,812
Syria	420,427	692	906,222	10,413
Thailand	206,860	114,348	373,116	266,081
Turkey	58,480	19,578	144,951	92,012
U.S.S.R. (Russia)	24,031	20,756	47,573	38,720
United States	361,737,173	354,582,646	961,474,149	1,031,260,350
Alaska	399,842	322,228	941,692	650,326
American Virgin Islands	-	192	-	675
Hawaii	179,976	279,327	797,896	578,193
Puerto Rico	59,892	84,425	247,088	203,114
United States Oceania	-	-	-	-
Uruguay	162,649	132,437	250,150	196,731
Venezuela	12,595,809	18,190,410	47,546,135	59,580,034
Yugoslavia	2,574	23,724	18,254	102,856
Total Foreign Countries	416,636,678	411,179,430	1,135,383,403	1,205,082,909
GRAND TOTAL	463,535,704	468,861,283	1,272,210,309	1,359,310,150

**IMPORTS INTO CANADA FOR CONSUMPTION FROM ALL COUNTRIES, FROM THE UNITED KINGDOM
AND FROM THE UNITED STATES, BY MAIN GROUPS (EXCLUDING GOLD)**

Main Groups	Month of March		Three Months ended March	
	1 9 5 6	1 9 5 7	1 9 5 6	1 9 5 7
	\$	\$	\$	\$
ALL COUNTRIES				
Agricultural and Vegetable Products (except Chemicals, Fibres and Wood)	44,324,558	46,405,923	127,938,790	135,232,288
Animals and Animal Products (except Chemicals and Fibres)	8,618,699	9,106,068	29,356,245	31,301,987
Fibres, Textiles and Textile Products	36,679,261	36,860,734	110,288,789	109,006,868
Wood, Wood Products and Paper	18,797,221	19,030,118	54,969,792	57,081,888
Iron and Its Products	204,338,006	197,415,253	508,508,164	563,360,830
Non-Ferrous Metals and Their Products	37,892,456	39,346,319	107,538,581	116,043,227
Non-Metallic Minerals and Their Products (except Chemicals)	46,395,940	52,606,239	151,819,893	160,986,895
Chemicals and Allied Products	23,385,884	24,346,213	67,380,769	72,042,914
Miscellaneous Commodities	43,103,679	43,744,416	114,409,286	114,253,253
Total	463,535,704	468,861,283	1,272,210,309	1,359,310,150
UNITED KINGDOM				
Agricultural and Vegetable Products (except Chemicals, Fibres and Wood)	1,817,046	1,805,399	5,353,057	5,234,504
Animals and Animal Products (except Chemicals and Fibres)	1,369,062	1,393,653	3,388,450	3,623,562
Fibres, Textiles and Textile Products	8,169,080	8,728,578	24,411,664	25,890,571
Wood, Wood Products and Paper	473,447	402,764	1,329,779	1,232,961
Iron and Its Products	11,077,200	16,998,795	30,685,778	40,387,314
Non-Ferrous Metals and Their Products	4,720,871	4,410,883	13,621,618	15,140,165
Non-Metallic Minerals and Their Products (except Chemicals)	2,408,376	2,152,138	6,911,813	5,503,881
Chemicals and Allied Products	1,458,768	1,455,066	4,416,810	4,396,498
Miscellaneous Commodities	2,280,593	5,869,589	7,675,824	12,262,855
Total	33,774,443	43,216,865	97,794,793	113,672,311
UNITED STATES				
Agricultural and Vegetable Products (except Chemicals, Fibres and Wood)	23,808,733	25,289,909	66,510,326	73,071,656
Animals and Animal Products (except Chemicals and Fibres)	5,538,167	6,308,668	19,806,515	21,397,152
Fibres, Textiles and Textile Products	15,269,391	20,504,500	46,569,610	61,481,972
Wood, Wood Products and Paper	17,504,572	17,568,222	50,896,475	52,623,845
Iron and Its Products	187,610,317	171,082,004	460,204,355	495,255,519
Non-Ferrous Metals and Their Products	29,176,006	29,112,223	83,589,340	87,889,300
Non-Metallic Minerals and Their Products (except Chemicals)	23,640,627	28,683,839	74,582,659	82,702,574
Chemicals and Allied Products	20,969,669	21,788,144	60,178,164	64,593,297
Miscellaneous Commodities	38,219,691	34,245,137	99,136,705	92,245,035
Total	361,737,173	354,582,646	961,474,149	1,031,260,350

IMPORTS INTO CANADA FOR CONSUMPTION

Articles and Countries from which Imported	MONTH OF MARCH 1957		THREE MONTHS ENDED MARCH 1957		Class Number
	Quantities	Values (\$)	Quantities	Values (\$)	
<u>GROUP 1</u>					
<u>AGRICULTURAL PRODUCTS</u>					
<u>A MAINLY FOOD</u>					
APPLES FRESH	381 ALASKA 400 U STATES	LB 450 89 4122019 254346 4122469 254435	1450 267 11546552 690941 11548002 691208		1
APRICOTS QUINCES FRESH	312 CHILE 400 U STATES	LB 2900 527 2630 542 5530 1069	12110 2331 12761 2523 24871 4854		2
BANANAS	222 B HOND 314 COLOMBIA 315 C RICA 321 ECUADOR 337 GUATEMALA 339 HONDURAS 361 PANAMA 381 ALASKA 400 U STATES	CWT 269 1974 13400 80555 74146 598027 23232 147354 781 7269 86771 522172 68019 467565 6 234 30 398	429 3741 28446 183307 181331 1510555 59122 388910 11523 90145 232719 1543868 175647 1285239 9 351 284 2932		3
CHERRIES FRESH	400 U STATES	LB 450 108 450 108	4310 713 4310 713		4
CRANBERRIES FRESH	400 U STATES	LB 1105 189 1105 189	183930 25867 183930 25867		5
GRAPEFRUIT FRESH	100 U KINGDOM 224 JAMAICA 231 HONG KONG 400 U STATES	LB 1925 58 2610 234 16393768 561202 16398303 561494	1925 58 4410 347 11032 1271 45877536 1558781 45894903 1560457		6
GRAPES FRESH	100 U KINGDOM 312 CHILE 381 ALASKA 400 U STATES	LB 32240 3994 71125 19107 210 61 2639132 313658 2742707 336820	37057 4471 71125 19107 1039 192 11387385 1161438 11496606 1185208		7
GUAVAS MANGOES PLANTAINS FRESH	400 U STATES			371 371	8
LEMONS FRESH	344 ITALY 400 U STATES	LB 66774 4748 2551394 164322 2618168 169070	107482 9113 7590874 596835 7698356 605948		9
LIMES FRESH	352 MEXICO 400 U STATES	LB 455 81 2371 1442 9826 1523	455 81 39012 5141 39467 5222		10
MUSKMELONS CANTALOUPE FRESH	304 ARGENTINA 312 CHILE 352 MEXICO 400 U STATES	LB 5060 502 25800 2572 501277 47681 144959 13484 677096 64239	10560 1210 48581 4843 608837 55536 255555 25691 923533 87280		11
MELONS FRESH N O P	304 ARGENTINA 316 CUBA 352 MEXICO 400 U STATES	NO 731 405 287 581 8846 4575 7227 5445 17091 11006	731 405 579 1183 15614 9618 11178 7455 28102 18661		12
ORANGES MANDARINES FRESH	100 U KINGDOM 224 JAMAICA 231 HONG KONG 344 ITALY 347 JAPAN 352 MEXICO 360 ISRAEL 372 SPAIN 381 ALASKA 393 TAIWAN 400 U STATES	CU FT 1041 2821 1041 2821 60 150 607 1479 2000 3240 27764 44952 5738 19148 19898 47411 160 427 158 417 3131 9704 889458 1955055 919426 2025202	1641 4623 60 150 607 1479 2000 3240 27764 44952 19148 28923 34672 82201 16987 30716 158 417 3466 10745 2548932 5688224 2655435 5895670		13
PEACHES FRESH	312 CHILE 400 U STATES	LB 2913 306 7907 1186 10820 1492	18901 2695 17295 2265 36196 4960		14
PEARS FRESH	304 ARGENTINA 400 U STATES	LB 4232 414 1771830 136896 1776062 137310	4232 414 3921401 305436 3925633 305850		15
PINEAPPLES FRESH	316 CUBA 383 HAWAII 384 P RICO	LB 1513656 78432 147943 10946 77790 4272	2144639 108488 179719 13501 83595 4629		16

IMPORTS INTO CANADA FOR CONSUMPTION

Articles and Countries from which Imported	MONTH OF MARCH 1957		THREE MONTHS ENDED MARCH 1957		Class Number
	Quantities	Values (\$)	Quantities	Values (\$)	
400 U STATES	33500	1631	39700	1998	
PLUMS OR PRUNES FRESH	1772889	95281	2447653	128616	17
304 ARGENTINA	LB 3475	861	3475	861	
312 CHILE	20672	4575	40562	9091	
400 U STATES	24720	3503	40587	7059	
BERRIES FRESH N O P	48867	8939	84624	17011	
326 FINLAND	LB		605	158	18
400 U STATES	125	50	125	50	
STRAWBERRIES FRESH	125	50	730	208	
400 U STATES	LB 109192	31829	189254	49898	19
FRESH FRUITS N O P	109192	31829	189254	49898	
383 HAWAII		334		575	20
400 U STATES		13727		38242	
APPLES DRIED		14061		38817	
400 U STATES	LB 132466	31489	387845	47842	31
APRICOTS NECTARINES DRIED	132466	31489	387845	47842	
231 HONG KONG	LB		80	149	32
372 SPAIN			36376	9000	
400 U STATES	66381	30947	136142	68042	
BANANAS DRIED	66381	30947	172598	77191	
400 U STATES	LB 2000	2039	4240	4251	33
CURRENTS DRIED	2000	2039	4240	4251	
234 AUSTRALIA	LB		179200	23967	34
400 U STATES	8103	1478	18949	3693	
DATES	8103	1478	198149	27660	
231 HONG KONG	LB 1373	303	7367	1980	36
342 IRAN			1611289	94073	
343 IRAQ			1938464	98484	
400 U STATES	689846	72347	1702033	180000	
FIGS DRIED AND FIG PASTE	691219	72650	5259153	374537	
366 PORTUGAL	LB 30000	2096	30000	2096	37
379 TURKEY			5622	843	
400 U STATES	92315	20520	191249	44414	
PEACHES DRIED	122315	22616	226871	47353	
400 U STATES	LB 17983	5436	42409	12474	38
PRUNES OR PLUMS DRIED UNPITTED	17983	5436	42409	12474	
400 U STATES	LB 1388921	223669	2925395	484688	39
PEARS DRIED	1388921	223669	2925395	484688	
400 U STATES	LB 7710	2307	14598	4322	40
RAISINS	7710	2307	14598	4322	
234 AUSTRALIA	LB		1184400	167069	41
372 SPAIN			3440	1046	
400 U STATES	1129007	162857	3413439	475423	
FRUITS DRIED N O P	1129007	162857	4601279	643538	
231 HONG KONG	LB 2972	864	7364	2765	42
347 JAPAN			300	160	
400 U STATES	56355	18658	131656	46561	
RASPBERRIES FROZEN 1 LB OR LESS	59327	19522	139320	49486	
400 U STATES	LB 36967	9779	37567	9906	43
RASPBERRIES FROZEN OVER 1 LB	36967	9779	37567	9906	
400 U STATES	LB		3000	1042	44
STRAWBERRIES FROZEN 1 LB OR LESS			3000	1042	
400 U STATES	LB 324970	77337	959616	223869	45
STRAWBERRIES FROZEN OVER 1 LB	324970	77337	959616	223869	
352 MEXICO	LB		60000	6018	46
400 U STATES	228359	43664	425610	78160	
FRUITS N O P FROZEN 1 LB OR LESS	228359	43664	485610	84178	
400 U STATES	LB 1120	221	16770	3384	47
FRUITS N O P FROZEN OVER 1 LB	1120	221	16770	3384	
354 NETHRLNDS	LB		2200	486	48
400 U STATES	313195	48340	891692	136837	
APRICOTS CANNED	313195	48340	893892	137323	
100 U KINGDOM	LB 4750	770	9310	1536	49
207 UN SO AFR			101684	21864	
234 AUSTRALIA	7983	747	72922	9242	
400 U STATES	509440	59244	1143388	135203	
PEACHES CANNED	522173	60761	1327304	167845	
234 AUSTRALIA	LB 23092	3077	120989	16346	50
400 U STATES	1442789	163213	3976814	450537	
CHERRIES SULPHURED OR IN BRINE	1465881	166290	4097803	466883	
344 ITALY	LB 43650	6952	217923	35045	51
	43650	6952	217923	35045	

IMPORTS INTO CANADA FOR CONSUMPTION

Articles and Countries from which Imported	MONTH OF MARCH 1957		THREE MONTHS ENDED MARCH 1957		Class Number
	Quantities	Values (\$)	Quantities	Values (\$)	
OLIVES SULPHURED OR IN BRINE 304 ARGENTINA 328 FR AFRICA 336 GREECE 353 MOROCCO 372 SPAIN 400 U STATES	LB 110893 2000 206581 152262 471736	18776 413 59218 27436 105843	604 110893 56601 42338 856346 360642 1427424	166 18776 13305 7308 216535 70685 326775	52
LEMON ORANGE GRAPE FRUIT RINDS 100 U KINGDOM 231 HONG KONG 344 ITALY 384 P RICO 400 U STATES		206 307 3150 1262 4925		206 800 13927 5050 1455 21438	53
MARMALADES CANNED 100 U KINGDOM 335 GERMANY W 400 U STATES	LB 100375 2611 102986	16323 624 16947	303702 300 2796 306798	51759 95 714 52568	54
PEARS IN CANS 234 AUSTRALIA 400 U STATES	LB 4095 140550 144645	610 22404 23014	62423 431900 494323	8982 68287 77269	55
PINEAPPLE IN CANS 207 UN SO AFR 218 MALAYA 234 AUSTRALIA 316 CUBA 352 MEXICO 383 HAWAII 400 U STATES	LB 30000 1226239 5400 1261639	2750 166047 1080 169877	1500 567500 86927 41000 153468 2573918 48201 3472514	301 69446 12917 4101 14778 349547 6941 458031	56
FRUITS IN CANS N O P 215 INDIA 231 HONG KONG 234 AUSTRALIA 318 DENMARK 335 GERMANY W 347 JAPAN 354 NETHRLNDS 383 HAWAII 400 U STATES	LB 159 524 451404 4400 480 388347 845384	59 182 52802 387 110 48219 101759	159 2820 259638 11774 1433 1415689 276125 480 1232443 3200561	59 1085 25273 2902 301 160892 49252 110 146529 386403	57
CHERRIES FROZEN 1LB OR LESS 400 U STATES	LB		240 240	57 57	58
CHERRIES FROZEN OVER 1LB 400 U STATES	LB 297210 297210	49669 49669	726330 726330	118707 118707	59
FRUITS NUTS PICKLED PRESERVED 100 U KINGDOM 215 INDIA 224 JAMAICA 231 HONG KONG 336 GREECE 347 JAPAN 400 U STATES	GAL 531 371 18 477 1153 2340 4890	2239 980 50 1106 3434 5782 13591	1177 1590 18 2412 1153 18668 25048	5110 3117 50 5134 3434 83 23044 39972	60
FRUIT PULP N O P 100 U KINGDOM 207 UN SO AFR 234 AUSTRALIA 352 MEXICO 354 NETHRLNDS 372 SPAIN 383 HAWAII 400 U STATES	LB 33075 21656 79164 60627 3181 142001 339704	4222 1918 5742 5862 348 21770 39862	175 7875 33075 66645 80476 115715 47598 499914 851473	55 896 4222 5872 6543 11723 5993 68701 104005	61
JELLIES JAMS 100 U KINGDOM 215 INDIA 224 JAMAICA 231 HONG KONG 326 FINLAND 335 GERMANY W 344 ITALY 354 NETHRLNDS 376 SWITZRLND 383 HAWAII 400 U STATES	LB 237949 192 10432 3256 1671 5777 56667 315944	51319 62 1630 670 261 1045 16514 71501	526442 372 9600 11132 616 4456 1671 11136 3122 230 79412 648189	105422 128 698 1755 331 918 261 1961 883 82 21998 134437	62
GRAPEFRUIT ORANGE LEMON PULP 400 U STATES	LB 810 810	91 91	38165 38165	5830 5830	63
MIXED FRUITS IN CANS 100 U KINGDOM 400 U STATES	LB 925 2414058 2414983	171 306654 306825	5535 7277151 7282686	1065 921443 922508	64
ORANGE JUICE CONCENTRATED FROZ 400 U STATES	GAL 202296 202296	543765 543765	513828 513828	1396568 1396568	65
FRUIT JUICE NOP CONCENTRD FROZ 383 HAWAII 400 U STATES	GAL 15172 15172	37743 37743	2340 42263 44603	5741 103290 109031	66

IMPORTS INTO CANADA FOR CONSUMPTION

Articles and Countries from which Imported	MONTH OF MARCH 1957		THREE MONTHS ENDED MARCH 1957		Class Number
	Quantities	Values (\$)	Quantities	Values (\$)	
LEMON JUICE CONCENTRATED FROZ 400 U STATES	GAL 14116	27925	17171	35193	67
LEMON JUICE EXCEPT CONCENTRATED 100 U KINGDOM 400 U STATES	GAL 30 14056 14086	62 22432 22494	511 38088 38599	1769 65390 67159	68
ORANGE JUICE EXCEPT CONCENTRATED 100 U KINGDOM 400 U STATES	GAL 472762	387802	75 1915279	101 1624542	69
PECTIN 100 U KINGDOM 318 DENMARK 400 U STATES	LB 8042	10516	52057 420 47005	2220 480 68157	70
LEMON JUICE CONCENTRATED FRESH 100 U KINGDOM 344 ITALY 400 U STATES	GAL 2208	6814	437 2000 3987	2452 12159 12575	71
ORANGE JUICE CONCENTRATED FRESH 100 U KINGDOM 352 MEXICO 400 U STATES	GAL 20459	70320	22 12535 49572	62 40681 169941	72
GRAPE JUICE OVER 1 GALLON 400 U STATES	GAL 581	3146	581	3146	73
LIME JUICE NOT REFINED	GAL				74
FRUIT JUICES SPIRIT FORTIFIED 354 NETHRLNDS 400 U STATES	GAL		20 8 28	518 167 685	75
BLENDED FRUIT JUICES 400 U STATES	GAL 206857	146182	634128	442452	76
FRUIT JUICE N O P EXCEPT CONCENTRATED 100 U KINGDOM 354 NETHRLNDS 383 HAWAII 400 U STATES	GAL 1100 180 150 15071 16501	1150 824 223 17981 20178	2217 209 150 44856 47432	3160 892 223 50462 54737	77
GRAPEFRUIT JUICE EXCEPT CONCENTRATED 225 TRINIDAD 400 U STATES	GAL 205712	124685	1680 814057	1508 509765	78
PINEAPPLE JUICE EXCEPT CONCENTRATED 352 MEXICO 383 HAWAII 400 U STATES	GAL 97736	57950	1688 176562 2115	922 106899 1382	79
FRUIT SYRUPS CONCENTRATED JUICES N O P 100 U KINGDOM 326 FINLAND 335 GERMANY W 354 NETHRLNDS 376 SWITZRLND 383 HAWAII 400 U STATES	GAL 26	80	259 80 125 223 193 9336 22897 33113	2037 320 528 689 739 21449 65745 91507	80
COCOANUTS 222 B HOND 228 LEEU WIND 316 CUBA 320 DOM REP 339 HONDURAS 383 HAWAII 384 P RICO 400 U STATES	NO 500	62	1500 12650 14450 67500 6975 3950 106580 22185	190 1001 1597 5149 652 434 7719 2180	81
COCOANUT DESICCATED 100 U KINGDOM 215 INDIA 217 CEYLON 355 INDONESIA 364 PHIL 383 HAWAII 400 U STATES	LB 14100 216000 10000	1335 23140 1344	45000 147350 925833 50000 154000 1410 942180	4172 16638 102793 6669 18422 1278 227256	83
COPRA NOT PREPARED 364 PHIL	LB 4480000	278377	18598346	1206087	84
ALMONDS NOT SHELLLED 400 U STATES	LB		3500	1226	91
BRAZIL NUTS NOT SHELLLED	LB		3500	1226	92
FILBERTS HAZEL NOT SHELLLED	LB				93
PEANUTS GREEN SHELLLED OR NOT 100 U KINGDOM 203 B E AFR 207 UN SO AFR 231 HONG KONG	LB 495000 839995	48445 99122	198000 128700 1913200 839995	19006 13131 188919 99122	94

IMPORTS INTO CANADA FOR CONSUMPTION

Articles and Countries from which Imported	MONTH OF MARCH 1957		THREE MONTHS ENDED MARCH 1957		Class Number
	Quantities	Values (\$)	Quantities	Values (\$)	
313 CHINA	112000	13286	2856262	323832	
352 MEXICO	3326531	371891	8671579	923814	
400 U STATES	2292683	232792	2663026	267413	
	7066209	765536	17270762	1835237	
PECANS NOT SHELLED	LB				95
400 U STATES			26900	6628	
			26900	6628	
WALNUTS NOT SHELLED	LB				96
313 CHINA			195500	28265	
344 ITALY			49626	11606	
400 U STATES	5000	1104	24800	9733	
	5000	1104	269926	49604	
OTHER NUTS NOT SHELLED	LB				97
231 HONG KONG			260	57	
344 ITALY			6063	680	
400 U STATES	27066	9793	72815	25365	
	27066	9793	79138	26102	
ALMONDS SHELLED	LB				101
100 U KINGDOM			1120	1446	
231 HONG KONG			148	257	
366 PORTUGAL	18179	12549	18179	12549	
372 SPAIN			7714	7363	
400 U STATES	7584	6736	84160	81289	
	25763	19285	111321	102904	
PEANUTS N O P	LB				102
231 HONG KONG	1400	357	4656	1372	
400 U STATES	2440	983	8386	3787	
	3840	1340	13042	5159	
WALNUTS SHELLED	LB				103
100 U KINGDOM			5500	2326	
215 INDIA	276522	89321	851167	281190	
313 CHINA	1046100	370360	3906145	1415124	
327 FRANCE			18297	7858	
344 ITALY	11023	8232	12125	8641	
400 U STATES	47270	19801	72008	34372	
	1380915	487714	4865242	1749511	
OTHER NUTS SHELLED	LB				104
231 HONG KONG	1360	203	5085	883	
344 ITALY			5291	645	
372 SPAIN			3888	1533	
400 U STATES	14064	10190	33867	24190	
	15424	10393	48131	27851	
BRAZIL NUTS SHELLED	LB				105
308 BOLIVIA	19692	7614	19692	7614	
309 BRAZIL	990	438	31738	12522	
363 PERU	3168	1445	10098	5645	
400 U STATES			2700	1026	
	23850	9497	64228	26807	
CASHEW NUTS SHELLED	LB				106
215 INDIA	45000	20585	215050	96076	
400 U STATES	31068	18024	82320	44582	
	76068	38609	297370	140658	
PECANS SHELLED	LB				107
400 U STATES	82225	64805	226146	175778	
	82225	64805	226146	175778	
FILBERTS SHELLED	LB				108
344 ITALY			54339	23369	
372 SPAIN	11023	5280	33069	15840	
379 TURKEY			66226	30087	
400 U STATES	63510	33372	78272	42783	
	74533	38652	231906	112079	
ASPARAGUS FRESH	LB				111
400 U STATES	641934	94223	662901	100490	
	641934	94223	662901	100490	
BEANS GREEN FRESH	LB				112
352 MEXICO	2522	367	5966	1037	
400 U STATES	805669	90534	2904189	292385	
	808191	90901	2910155	293422	
BEETS FRESH EXCEPT SUGAR BEETS	LB				114
400 U STATES	1066360	24300	2282067	59437	
	1066360	24300	2282067	59437	
CABBAGE FRESH	LB				115
381 ALASKA	600	108	600	108	
400 U STATES	9781841	320791	26742658	721518	
	9782441	320899	26743258	721626	
CARROTS FRESH	LB				116
400 U STATES	8923700	261220	20137271	651515	
	8923700	261220	20137271	651515	
CAULIFLOWER FRESH	LB				117
400 U STATES	3191506	167144	10025210	451212	
	3191506	167144	10025210	451212	
CELERY FRESH	LB				118
400 U STATES	11476960	476094	34186047	1599611	
	11476960	476094	34186047	1599611	
CUCUMBERS FRESH	LB				119
316 CUBA	34500	3194	191386	14767	
352 MEXICO	16915	1544	17965	1689	
381 ALASKA			100	59	
400 U STATES	1005731	105995	4128513	360208	
	1037146	110733	4337964	376723	
LETTUCE FRESH	LB				120
400 U STATES	15775730	341655	45672285	1395071	
	15775730	341655	45672285	1395071	
MUSHROOMS TRUFFLES FRESH	LB				121
231 HONG KONG	400	1295	672	2280	
327 FRANCE			1095	3023	

IMPORTS INTO CANADA FOR CONSUMPTION

Articles and Countries from which Imported	MONTH OF MARCH 1957		THREE MONTHS ENDED MARCH 1957		Class Number
	Quantities	Values (\$)	Quantities	Values (\$)	
335 GERMANY W			925	1773	
347 JAPAN	3040	1828	4344	3667	
365 POLAND			490	1647	
400 U STATES	89324	28389	232948	65213	
ONIONS FRESH	92764	31512	240474	77603	122
312 CHILE	312743	13660	312743	13660	
352 MEXICO			76645	4232	
400 U STATES	6648309	238860	17699482	673678	
PEAS GREEN FRESH	6961052	252520	18088870	691570	123
352 MEXICO	46080	3191	292783	19126	
400 U STATES	11555	1678	29908	5778	
POTATOES SWEET AND YAMS FRESH	57635	4869	322691	24904	124
231 HONG KONG			32	261	
400 U STATES	8676	55303	29771	194041	
POTATOES FRESH EXCEPT SEED	8676	55303	29803	194302	125
400 U STATES	192470	366769	471486	959831	
SPINACH FRESH	192470	366769	471486	959831	126
400 U STATES	1130077	64108	3182153	190659	
TOMATOES FRESH	1130077	64108	3182153	190659	127
224 JAMAICA			25524	2024	
227 BAHAMAS			93824	6122	
316 CUBA	102862	16066	131860	22108	
352 MEXICO	12765717	644925	29523103	1326084	
400 U STATES	2901039	190882	10364177	595601	
VEGETABLES FRESH	15769618	851873	40138488	1951939	128
231 HONG KONG	24000	1655	131760	9547	
306 BELGIUM			225	77	
312 CHILE	13664	2476	15164	2877	
316 CUBA	1040	252	2750	338	
344 ITALY			1540	187	
352 MEXICO	38188	2344	219034	14692	
363 PERU	1250	437	1250	437	
372 SPAIN			26250	4000	
383 HAWAII			2165	432	
400 U STATES	6676814	426228	19857165	1307935	
VEGETABLES FROZEN	6754956	433392	20257303	1340522	129
1LB OR LESS	1099651	199962	2531947	483636	
400 U STATES	1099651	199962	2531947	483636	
VEGETABLES FROZEN	721027	89466	2120599	272378	130
OVER 1 LB	721027	89466	2120599	272378	
400 U STATES					
MUSTARD LIQUID					131
231 HONG KONG				1258	
327 FRANCE				1535	
335 GERMANY W		963		1926	
354 NETHRLNDS				73	
400 U STATES		1864		2931	
PASTE HASH VEGETABLE		2827		7723	132
MEAT FISH					
100 U KINGDOM	2268	615	18468	3578	
231 HONG KONG	465	212	2153	1192	
318 DENMARK	245	406	1127	970	
327 FRANCE	2474	2090	2942	2359	
344 ITALY	1995	835	3913	3041	
347 JAPAN			236	79	
354 NETHRLNDS	250	86	250	86	
359 NORWAY			330	99	
376 SWITZRLND			408	99	
381 ALASKA	272	110	544	220	
400 U STATES	274951	56462	570067	111550	
POTATOES DRIED	282920	60816	600438	123273	133
354 NETHRLNDS	13464	4245	13464	4245	
400 U STATES	3546	704	21989	3773	
VEGETABLES DRIED	17010	4949	35453	8018	134
312 CHILE	5884	2020	20182	6935	
327 FRANCE			1200	540	
335 GERMANY W			4409	1659	
344 ITALY			1848	553	
347 JAPAN			1742	747	
354 NETHRLNDS			495	322	
400 U STATES	200798	44021	1054778	228155	
TOMATO JUICE CONCENTRATED	206682	46041	1084654	238911	136
TOMATOES CANNEO					137
344 ITALY	132276	10133	341281	25740	
352 MEXICO	73100	5184	73100	5184	
400 U STATES	2284669	172895	6740622	520425	
TOMATO PASTE CANNEO	2490045	188212	7155003	551349	138
304 ARGENTINA	36000	3744	36000	3744	
344 ITALY	96724	14542	460120	57767	
354 NETHRLNDS			331	79	
372 SPAIN			29762	3600	
400 U STATES	697487	100294	1665607	238739	
	830211	118580	2191820	303929	

IMPORTS INTO CANADA FOR CONSUMPTION

Articles and Countries from which Imported	MONTH OF MARCH 1957		THREE MONTHS ENDED MARCH 1957		Class Number
	Quantities	Values (\$)	Quantities	Values (\$)	
TOMATO PULP AND PUREE CANNED 400 U STATES	LB 46227	3170	149343	10468	139
TOMATO JUICE EXCEPT CONCENTRTD 400 U STATES	LB 4589916	278603	11672587	697502	140
ASPARAGUS IN CANS 400 U STATES	LB 93964	20605	273842	64397	141
CORN IN CANS 400 U STATES	LB 790747	100233	3198679	396377	143
MUSHROOMS AND TRUFFLES IN CANS 100 U KINGDOM 231 HONG KONG 327 FRANCE 335 GERMANY W 344 ITALY 347 JAPAN 376 SWITZRLND 400 U STATES	LB 254 76 435 206 55132	693 485 723 164 19612	237 887 96 450 435 1401 136 122990	177 2756 588 285 723 1524 77 41852	144
PEAS IN CANS 327 FRANCE 400 U STATES	LB 281304	32533	869 750333	238 81906	145
VEGETABLE JUICE N O P CANNED 400 U STATES	LB 7772	595	751202 23119	82144 2210	146
VEGETABLES N D P IN CANS 231 HONG KONG 306 BELGIUM 327 FRANCE 335 GERMANY W 347 JAPAN 354 NETHRLNDS 400 U STATES	LB 11866 2480 6952 1459 13100 555303	1674 504 1124 285 1322 49559	30236 6146 2698 27284 4809 31841 1423748	5743 1697 623 4082 1242 4014 125065	147
PIMENTOS IN CANS 372 SPAIN 400 U STATES	LB 5158	1610	35208 88658	3418 18571	148
BEANS GREEN OR WAX CANNED 327 FRANCE 354 NETHRLNDS 400 U STATES	LB 915	210	123866 1356 14712	21989 320 2208	149
BEANS BAKED CANNED 400 U STATES	LB 373743	31304	541230 1244865	47509 103446	150
PICKLES PACKAGED RETAIL SALE 100 U KINGDOM 231 HONG KONG 317 CZECHO S 335 GERMANY W 347 JAPAN 400 U STATES	GAL 3110 139 52 83 59517 62901	7532 292 68 224 80253 88369	5901 639 52 860 83 150019 157554	15332 1130 68 1258 224 203072 221084	151
PICKLES N O P 100 U KINGDOM 227 BAHAMAS 231 HONG KONG 335 GERMANY W 336 GREECE 344 ITALY 347 JAPAN 354 NETHRLNDS 372 SPAIN 388 YUGO SLAV 400 U STATES	GAL 413 1300 822 45 1832 408 18415 103199 126389	1247 1309 1098 212 2065 928 19308 55733 81688	693 6675 2091 644 6680 19897 2663 51079 51405 3300 203423 348550	2167 5580 2951 992 5590 16022 3577 56101 39176 2180 113258 247594	152
SAUCES N O P 100 U KINGDOM 215 INOIA 224 JAMAICA 231 HONG KONG 318 DENMARK 327 FRANCE 335 GERMANY W 347 JAPAN 354 NETHRLNDS 400 U STATES	GAL 773 22 630 45 215 46 29872 31603	1829 94 1818 212 233 157 75325 79668	1519 176 22 4273 9 26 45 215 280 97519 104084	3424 304 94 7962 63 108 212 233 1799 214536 228735	153
SAUCES SOY 231 HONG KONG 347 JAPAN 400 U STATES	GAL 5120 1538 4076 10734	4148 1994 3354 9496	15418 2732 11140 29290	10993 3441 12238 26672	155
KETCHUP 400 U STATES	GAL 51382	60314	114608	140637	156
BARLEY BUCKWHEAT AND RYE 400 U STATES	BUSH 30	65	30	65	161
BEANS SOYA 231 HONG KONG	BUSH 21	149	29	213	162

IMPORTS INTO CANADA FOR CONSUMPTION

Articles and Countries from which Imported	MONTH OF MARCH 1957		THREE MONTHS ENDED MARCH 1957		Class Number	
	Quantities	Values (\$)	Quantities	Values (\$)		
BEANS N O P	400 U STATES	85044	194853	147775	341095	163
		85065	195002	147804	341308	
INDIAN CORN	100 U KINGDOM			71713	5867	167
	203 B E AFR	223274	16446	698632	48617	
	231 HONG KONG	53100	5932	235350	22953	
	304 ARGENTINA	1100	106	1100	106	
	312 CHILE			60957	3702	
	327 FRANCE	2205	729	2403	806	
	344 ITALY			16534	1830	
	347 JAPAN	500	116	500	116	
	354 NETHRLNDS	8861	1503	18291	3031	
	363 PERU	29343	3785	68686	9951	
	400 U STATES	327380	42491	1165360	148776	
		645763	71108	2339526	245755	
OATS	400 U STATES	500871	723914	2144831	3035948	168
		500871	723914	2144831	3035948	
PEAS SPLIT	400 U STATES	1323	1619	3587	4590	169
		1323	1619	3587	4590	
PEAS N O P	100 U KINGDOM	1680	155	1680	155	170
	234 AUSTRALIA	8400	499	8400	499	
	354 NETHRLNDS			2110	301	
	400 U STATES	42580	3281	108696	8510	
		52660	3935	120886	9463	
RICE UNCLEANEED UMHULLED PAODY	215 INDIA			6724	1101	171
	236 NEW ZEAL			13506	982	
	354 NETHRLNDS	1485	310	3955	641	
	400 U STATES	192952	20454	477000	50328	
	194437	20764	501185	53052		
RICE CLEANED	304 ARGENTINA			11914	52833	172
	352 MEXICO	11024	53280	11024	53280	
	400 U STATES	21190	111396	36092	195498	
		32214	164676	59030	301611	
WHEAT	231 HONG KONG	20	154	20	154	174
	304 ARGENTINA	16562	56849	16562	56849	
	344 ITALY	3580	29145	4020	34546	
	352 MEXICO	11024	37200	11024	37200	
	386 URUGUAY	2205	7488	2205	7488	
	400 U STATES	21039	195850	68993	584667	
		54430	326886	102824	720904	
ALFALFA OR GRASS MEAL DEMYO	400 U STATES	45967	221615	73968	349549	180
		45967	221615	73968	349549	
BARLEY POT PEARL ROAST GROUND	400 U STATES	10170	31319	24956	78204	181
		10170	31319	24956	78204	
BRAN AND MILL FEED	100 U KINGDOM			28	117	182
	400 U STATES	5510	9797	24991	41986	
		5510	9797	25019	42103	
BUCKWHEAT MEAL OR FLOUR						183
CORN MEAL	400 U STATES	603	3914	1947	13204	184
		603	3914	1947	13204	
HOMINY CRACKED OR DRIED CORN	400 U STATES	12118	41218	33658	118142	185
		12118	41218	33658	118142	
MALT FLOUR	400 U STATES	7100	786	26650	2307	187
		7100	786	26650	2307	
OATMEAL AND ROLLED OATS	100 U KINGDOM			2280	288	188
				2280	288	
RICE STARCH FLOUR MEAL FEED	231 HONG KONG	1400	219	7680	1197	189
	347 JAPAN	244	51	544	118	
	400 U STATES	100300	9086	248520	25875	
		101944	9356	256744	27190	
RYE FLOUR	400 U STATES	204	814	510	3176	191
		204	814	510	3176	
SAGO AND CASSAVA FLOUR EOBLE	218 MALAYA			4480	233	192
	309 BRAZIL	8840	744	128281	8796	
	400 U STATES	18000	1375	35720	2819	
		26840	2119	168481	11848	
SEMOLINA						193
WHEAT FLOUR	400 U STATES			900	5755	194
				900	5755	
BISCUITS AND BREAD DIETARY	100 U KINGDOM		5616		5750	201
	335 GERMANY W				116	
	400 U STATES		1504		3492	
			7120		9358	

IMPORTS INTO CANADA FOR CONSUMPTION

Articles and Countries from which Imported	MONTH OF MARCH 1957		THREE MONTHS ENDED MARCH 1957		Class Number
	Quantities	Values (\$)	Quantities	Values (\$)	
BISCUITS NOT SWEETENED N O P	LB				203
100 U KINGDOM	29530	10976	90633	29986	
231 HONG KONG			233	116	
306 BELGIUM			377	194	
318 DENMARK	3896	766	8042	1703	
326 FINLAND	1258	276	4961	1028	
327 FRANCE			480	1165	
335 GERMANY W	3038	753	4473	1111	
347 JAPAN	2411	895	7796	3098	
354 NETHRLNDS	6711	1229	16749	3738	
359 NORWAY	6350	835	11906	1639	
375 SWEDEN	51600	9907	108780	20670	
400 U STATES	180509	54377	453959	143138	
	285303	80014	708389	207586	
BISCUITS SWEETENED N O P	LB				204
100 U KINGDOM	390387	146049	1192341	456950	
231 HONG KONG	925	502	1909	1077	
305 AUSTRIA	1587	244	1587	244	
306 BELGIUM	20174	7020	33170	12034	
318 DENMARK	3603	793	13455	3404	
327 FRANCE			4159	1590	
335 GERMANY W	5477	1434	7489	2278	
344 ITALY	1393	517	2593	797	
347 JAPAN			770	286	
354 NETHRLNDS	3847	749	11729	3147	
376 SWITZRLND	1350	750	1350	750	
400 U STATES	157374	43465	484901	125732	
	586117	201523	1755453	608289	
BREAD PASSOVER MATZO PRODUCTS					205
400 U STATES		198767		217155	
		198767		217155	
CEREAL FOODS 25 POUNDS OR LESS	LB				206
100 U KINGDOM	600	258	1680	443	
231 HONG KONG	290	102	1812	543	
335 GERMANY W	1201	225	13840	2484	
347 JAPAN	125	74	125	74	
354 NETHRLNDS	8313	807	17424	1681	
400 U STATES	270639	54276	652787	128653	
	281168	55742	687668	133878	
CEREAL FOODS PREPARED N O P					207
100 U KINGDOM		820		6775	
236 NEW ZEAL				468	
335 GERMANY W		342		703	
347 JAPAN		169		285	
400 U STATES		42757		201791	
		44088		210022	
MACARONI AND VERMICELLI	LB				208
231 HONG KONG	3180	675	11170	2502	
327 FRANCE			926	193	
347 JAPAN	1200	141	1200	141	
354 NETHRLNDS	7159	824	7859	898	
400 U STATES	238769	37412	567454	89293	
	250308	39052	588609	93027	
MILK FOODS N O P	CWT				209
100 U KINGDOM	2	202	15	587	
335 GERMANY W	7	404	12	798	
359 NORWAY	34	1366	61	2559	
400 U STATES	386	21737	918	57321	
	429	23709	1006	61265	
ARROWROOT	LB				221
228 LEEW WIND	5000	640	55000	5947	
231 HONG KONG			400	54	
	5000	640	55400	6001	
MALT WHOLE CRUSHED OR GROUND	LB				224
400 U STATES			42000	2058	
			42000	2058	
SAGO AND TAPIOCA	LB				225
218 MALAYA			57867	3427	
309 BRAZIL	600	69	9100	1145	
355 INDOONESIA			43829	3631	
400 U STATES	140400	22901	210400	34385	
	141000	22970	321196	42588	
ALL OTHER BREADSTUFFS N O P					226
231 HONG KONG		74		74	
400 U STATES		3427		9326	
		3501		9400	
COCOANUT OIL N O P EDIBLE	CWT				231
100 U KINGDOM	413	6268	2199	33828	
400 U STATES	41	878	257	4527	
	454	7146	2456	38355	
COTTON SEED OIL N O P EDIBLE	CWT				233
400 U STATES	367	6579	1420	24573	
	367	6579	1420	24573	
OLIVE OIL N O P EDIBLE	CWT				234
327 FRANCE	8	282	8	282	
328 FR AFRICA	550	17223	815	25643	
336 GREECE	192	7021	240	8866	
344 ITALY	385	14496	921	35782	
400 U STATES	68	1731	214	8080	
	1203	49753	2198	78653	
PEANUT OIL N O P EDIBLE	CWT				235
231 HONG KONG	21	558	171	4234	
400 U STATES	384	10610	527	14892	
	405	11168	698	19126	
SOYA BEAN OIL N O P EDIBLE	CWT				236
400 U STATES	14487	207580	34684	509266	
	14487	207580	34684	509266	

IMPORTS INTO CANADA FOR CONSUMPTION

Articles and Countries from which imported	MONTH OF MARCH 1957		THREE MONTHS ENDED MARCH 1957		Class Number
	Quantities	Values (\$)	Quantities	Values (\$)	
CHOCOLATES IN RETAIL PACKAGES	LB				239
100 U KINGDOM	144343	75366	358540	190023	
305 AUSTRIA	1812	1619	1812	1619	
306 BELGIUM			1387	673	
317 CZECHOS	600	181	600	181	
327 FRANCE	11221	4523	14035	5705	
335 GERMANY W	6509	3173	14579	7104	
344 ITALY	1883	2493	7358	3999	
354 NETHRLNDS	1014	463	15093	7039	
376 SWITZRLND			18643	10373	
400 U STATES	12483	6009	33196	15778	
	179865	93827	465243	242488	
CONFECTIONERY CHOCOLATE N O P	LB				240
100 U KINGDOM	254539	94585	785470	300591	
305 AUSTRIA	2042	995	2042	995	
306 BELGIUM	7708	2701	29065	10655	
317 CZECHOS	54293	13694	54593	13856	
318 DENMARK			2612	1214	
327 FRANCE	6248	1770	29240	10292	
335 GERMANY W	149921	51621	226249	88323	
344 ITALY	450	292	1050	629	
354 NETHRLNDS	31198	17112	77846	36455	
360 ISRAEL	2976	841	30875	11380	
375 SWEDEN	938	367	938	367	
376 SWITZRLND	4731	2721	13115	9340	
400 U STATES	194104	66476	363022	124224	
	709148	253175	1616117	608321	
OTHER CONFECTIONS SWEETENED	LB				242
100 U KINGDOM	19856	7568	67226	22288	
231 HONG KONG	406	182	2762	977	
305 AUSTRIA			467	180	
306 BELGIUM	476	102	476	102	
318 DENMARK	3000	1330	6720	2962	
335 GERMANY W			1750	436	
354 NETHRLNDS	10953	1106	26416	3302	
400 U STATES	171444	46110	398238	114067	
	206135	56398	504055	144314	
FRUITS PEELS CANDIED	LB				243
231 HONG KONG	200	93	2216	312	
327 FRANCE			14490	3373	
344 ITALY	1092	232	33059	6649	
354 NETHRLNDS	887	375	887	375	
400 U STATES	57253	14544	85210	27362	
	59432	15244	135862	38071	
GINGER PRESERVED	LB				244
100 U KINGDOM	255	166	375	228	
231 HONG KONG	680	246	13850	2600	
	935	412	14225	2828	
SUGAR CANOY CONFECTIONERY N O P	LB				246
100 U KINGDOM	915824	173961	2357660	450141	
207 UN 30 AFR			1630	2420	
224 JAMAICA			2700	340	
231 HONG KONG	4506	1426	9276	2682	
305 AUSTRIA	7626	2721	8971	3271	
306 BELGIUM			1228	299	
316 CUBA	33251	4189	61443	7395	
318 DENMARK	8773	2757	30957	8238	
326 FINLAND			2646	989	
327 FRANCE	2205	512	12968	4523	
335 GERMANY W	2143	1217	9630	3546	
336 GREECE	788	197	788	197	
344 ITALY	2231	1274	10799	5104	
347 JAPAN	1529	409	2720	862	
354 NETHRLNDS	14688	5695	79647	19858	
360 ISRAEL			21493	4403	
375 SWEDEN	23148	3840	23148	3840	
376 SWITZRLND	1950	604	1950	604	
400 U STATES	143325	40116	372955	104651	
	1161987	238918	3012609	623363	
BUBBLE GUM	LB				247
100 U KINGDOM	5950	1350	5950	1350	
318 DENMARK	12361	4650	15007	5519	
354 NETHRLNDS			1543	362	
400 U STATES	128509	35659	221097	60790	
	146820	41659	243597	68021	
CHEWING GUM N O P	LB				249
100 U KINGDOM	2520	573	2979	717	
318 DENMARK	2208	428	2208	428	
354 NETHRLNDS			1903	447	
400 U STATES	23918	5654	54412	13356	
	28646	6655	61502	14948	
GLUCOSE AND SYRUP CORN SYRUP	CWT				251
100 U KINGDOM			228	1407	
354 NETHRLNDS			46	475	
400 U STATES	9758	78551	27169	215659	
	9758	78551	27443	217541	
MOLASSES OF CANE N O P	GAL				252
223 BARBAOOS	6082	1612	6082	1612	
224 JAMAICA			8750	1245	
225 TRINIDAO	39520	5138	125600	16328	
228 LEEW WIND			8967	2865	
400 U STATES	117151	29391	459475	109605	
	162753	36141	608874	131655	
LIQUID OR INVERT SUGAR	CWT				254
100 U KINGDOM	76	575	199	1523	
354 NETHRLNDS	22	201	22	201	

IMPORTS INTO CANADA FOR CONSUMPTION

Articles and Countries from which Imported	MONTH OF MARCH 1957		THREE MONTHS ENDED MARCH 1957		Class Number
	Quantities	Values (\$)	Quantities	Values (\$)	
400 U STATES	105	1007	211	1962	255
MOLASSES FOR HUMAN CONSUMPTION	203	1783	432	3686	
100 U KINGDOM			371	256	256
223 BARBADOS	170300	86817	713467	404251	
316 CUBA			632053	249239	262
400 U STATES	18648	13930	51454	35204	
SYRUPS OF CANE OR BEET NOP	188948	100747	1397345	688950	263
100 U KINGDOM	2337	3020	3589	4423	
400 U STATES	68	191	220	539	264
SUGAR RAW IMPORTED BY REFINERS	2405	3211	3809	4962	
204 MAURITIUS			304354	1616608	265
221 B GUIANA	67200	353539	137089	624376	
223 BARBADOS	44800	236592	44800	236592	271
224 JAMAICA	82887	350451	82887	350451	
234 AUSTRALIA	222072	670476	437560	1332649	274
235 FIJI			185287	852318	
316 CUBA			255564	1111677	275
SUGAR RAW M O P	416959	1611058	1447541	6124671	
221 B GUIANA	627	2785	11421	47774	276
SUGAR REFINED	627	2785	11421	47774	
100 U KINGDOM			36	193	282
400 U STATES	5	53	26	668	
SUGAR AND SYRUP MAPLE	5	53	62	861	283
COCOA BEANS NOT ROASTED					
100 U KINGDOM			1109	29003	285
217 CEYLON	448	9300	2128	45015	
224 JAMAICA	2075	45297	2075	45297	286
225 TRINIDAD			2400	59373	
228 LEEW WIND			780	16138	287
309 BRAZIL	1329	30280	3742	85315	
320 DOM REP	302	6490	452	9747	288
321 ECUADOR	375	10268	1866	48244	
387 VENEZUELA	332	9129	1515	36993	289
400 U STATES	7988	192903	41526	976336	
COCOA BUTTER	12849	303667	57593	1351461	290
100 U KINGDOM	89600	52659	224000	129271	
224 JAMAICA	123111	56380	123111	56380	291
225 TRINIDAD	1680	939	1680	939	
309 BRAZIL			10580	5513	292
328 FR AFRICA	33069	19817	66138	38388	
344 ITALY	44138	22857	99253	45354	293
354 NETHRLNDS			43872	21293	
400 U STATES	483965	291518	592259	355855	294
COCOA PASTE NOT SWEETENED	775563	444170	1160893	652993	
100 U KINGDOM	40320	12908	152376	38145	295
309 BRAZIL	55093	5157	302257	41224	
335 GERMANY W	5512	1045	5512	1045	296
354 NETHRLNDS	74276	13989	139878	29553	
372 SPAIN			444	142	297
400 U STATES	5768	1775	11268	3786	
COCOA PASTE SWEETENED	180969	34874	611735	113895	298
100 U KINGDOM	11200	4643	11704	4743	
354 NETHRLNDS			440	170	299
400 U STATES	11730	3542	45980	14445	
COCOA OR CHOCOLATE POWDER	22930	8185	58124	19358	300
100 U KINGDOM	197690	77739	330246	129523	
327 FRANCE	36371	4118	93691	12688	301
335 GERMANY W	4409	1351	4409	1351	
354 NETHRLNDS	33544	7854	190425	49695	302
400 U STATES	134605	39094	419659	142492	
COCOA AND CHOCOLATE PREPS NOP	406619	130156	1038430	335749	303
100 U KINGDOM	27878	7834	102175	30029	
317 CZECHO S	1800	725	1800	725	304
327 FRANCE	2037	834	4337	2077	
335 GERMANY W	1303	968	2404	1816	305
354 NETHRLNDS	13444	2930	27533	6642	
389 IRELAND	44706	13074	44706	13074	306
400 U STATES	112759	22353	253575	53340	
CHICORY	203927	48718	436530	107703	307
306 BELGIUM	220	210	220	210	
354 NETHRLNDS	9920	741	21760	1613	308
400 U STATES	9613	3447	24207	8781	
COFFEE GREEN	19753	4398	46187	10604	309
100 U KINGDOM	11196	3626	13836	4667	
202 ADEN	13227	7446	17427	9957	310
203 B E AFR	726058	355418	2512835	1297351	
224 JAMAICA			6600	4418	311
225 TRINIDAD			70075	27035	
307 BEL CONGO	33073	16180	149603	74094	312
309 BRAZIL	4254869	2389940	11637498	6303612	
314 COLOMBIA	2139827	1424033	4569576	4447735	313
315 C RICA	144918	95648	499975	329590	

IMPORTS INTO CANADA FOR CONSUMPTION

Articles and Countries from which Imported	MONTH OF MARCH 1957		THREE MONTHS ENDED MARCH 1957		Class Number
	Quantities	Values (\$)	Quantities	Values (\$)	
316 CUBA			7 4784	4 3390	
320 DOM REP	41396	25134	422373	255229	
321 ECUADOR			202312	112669	
323 EL SALVDO	289926	158806	509871	286696	
325 ETHIOPIA	17705	10878	17705	10878	
337 GUATEMALA	733943	407604	1859702	1097741	
338 HAITI	42980	16688	52823	20378	
352 MEXICO	497166	259642	904836	489840	
363 PERU			7522	4257	
383 HAWAII			27500	18391	
387 VENEZUELA	1294	820	33467	21238	
400 U STATES	218809	88670	1170927	611239	
	9166387	5180533	26761247	15470405	
COFFEE ROASTED AND SUBSTITUTES	LB				286
224 JAMAICA	20000	8983	120050	55119	
383 HAWAII	240	247	240	247	
400 U STATES	103557	84270	497461	395449	
	123797	93500	617751	450815	
COFFEE EXTRACT OF N O P	LB				287
100 U KINGDOM	5008	1801	23344	7310	
376 SWITZRLND			25	138	
400 U STATES	432661	999327	1140333	2613508	
	437669	1001128	1163702	2620956	
CLOVES UNGROUND	LB				291
203 B E AFR	2240	824	21280	7745	
333 MADAGASCR			11011	4396	
400 U STATES	71	133	252	271	
	2311	957	32543	12412	
GINGER UNGROUND	LB				292
100 U KINGDOM			9183	2450	
215 INDIA	18259	3129	67539	11649	
231 HONG KONG	750	151	18810	1724	
316 CUBA			2360	165	
383 HAWAII			4410	945	
384 P RICO			2000	262	
400 U STATES	67	180	442	360	
	19076	3460	104744	17555	
MUSTARD GROUND	LB				293
100 U KINGDOM			9540	4627	
400 U STATES	11735	3607	18495	5264	
	11735	3607	28035	9891	
NUTMEGS AND MACE UNGROUND	LB				294
100 U KINGDOM	4542	8574	21269	38373	
228 LEEW WIND	566	881	19377	40970	
354 NETHRLNDS			1066	2361	
400 U STATES	81	238	29995	17887	
	5189	9693	71707	99591	
NUTMEGS AND MACE GROUND	LB				295
400 U STATES	1135	2899	1965	4832	
	1135	2899	1965	4832	
PEPPER UNGROUND	LB				296
100 U KINGDOM	10729	2344	15285	3421	
203 B E AFR			4599	1286	
215 INDIA	239680	42981	575680	109931	
218 MALAYA	41440	11997	192640	50280	
219 BEI OTHER	2240	737	16800	4722	
347 JAPAN	7000	1421	26600	5830	
388 YUGO SLAV	11000	4435	11000	4435	
400 U STATES	5709	2718	21663	6865	
	317798	66633	864267	186770	
SPICES N O P UNGROUND	LB				297
217 CEYLON			2725	2783	
224 JAMAICA	15960	10113	38640	24567	
231 HONG KONG	17233	2485	60966	6276	
352 MEXICO			10886	3285	
354 NETHRLNDS			15531	2026	
400 U STATES	18288	4031	24151	5437	
	51481	16629	152899	44374	
GINGER AND SPICES N O P GROUND	LB				298
100 U KINGDOM			2105	1683	
215 INDIA	98	142	98	142	
335 GERMANY W			450	356	
354 NETHRLNDS	271	167	491	427	
372 SPAIN	19250	8052	200750	73755	
388 YUGO SLAV			5621	1600	
400 U STATES	29928	21358	63774	44301	
	49547	29719	273289	122264	
TONQUIN BEANS CRUDE	LB				299
309 BRAZIL			1102	1207	
			1102	1207	
VANILLA BEANS CRUDE	LB				300
352 MEXICO	2540	17372	4793	32844	
400 U STATES	5831	36865	12631	82517	
	8371	54237	17424	115361	
SEEDS AROMATIC CRUDE UNGROUND	LB				301
215 INDIA			5608	3286	
335 GERMANY W	920	581	920	581	
337 GUATEMALA	243	735	243	735	
353 MOROCCO	4444	302	82396	5119	
354 NETHRLNDS	3300	468	14850	2064	
400 U STATES	7741	1127	13562	2240	
	16648	3213	117579	14025	
TEA BLACK	LB				319
100 U KINGDOM	98836	77490	342384	246502	
203 B E AFR	39300	22720	318994	158304	
215 INDIA	3086392	1717009	6171678	3466701	

IMPORTS INTO CANADA FOR CONSUMPTION

Articles and Countries from which Imported	MONTH OF MARCH 1957		THREE MONTHS ENDED MARCH 1957		Class Number
	Quantities	Values (\$)	Quantities	Values (\$)	
216 PAKISTAN	57072	25089	62634	27189	
217 CEYLON	2383540	1467391	5226182	3159679	
218 MALAYA			45980	21379	
231 HONG KONG	6294	2766	30898	11520	
313 CHINA	1384	779	4994	1786	
347 JAPAN	25338	5570	62100	11574	
354 NETHRLNDS	9251	5078	25335	13686	
355 INDONESIA	4074	2301	102705	54333	
393 TAIWAN			36427	9503	
400 U STATES	27651	21399	129849	87628	
	5739132	3347592	12560160	7269784	
TEA GREEN	LB				320
100 U KINGDOM	660	776	728	840	
231 HONG KONG	4074	2571	12534	6290	
347 JAPAN	305	126	36170	12499	
354 NETHRLNDS			400	307	
400 U STATES			1053	406	
	5039	3473	50885	20342	
VINEGAR	GAL				341
100 U KINGDOM			19	79	
347 JAPAN	57	58	57	58	
400 U STATES	954	1293	1464	1869	
	1011	1351	1540	2006	
YEAST IN CAKES AND PACKAGES	LB				352
100 U KINGDOM			26750	1989	
400 U STATES	1950	1298	5649	3461	
	1950	1298	32399	5450	
YEAST IN BULK	LB				353
400 U STATES	3260	861	8870	2375	
	3260	861	8870	2375	
HOPS	LB				362
335 GERMANY W			2016	2243	
388 YUGO SLAV			16613	18436	
400 U STATES			238921	152068	
			257550	172747	
LIQUORICE UNSWEETENED	LB				364
400 U STATES	28806	6755	199124	42241	
	28806	6755	199124	42241	
MALT SYRUP AND EXTRACTS	LB				365
100 U KINGDOM	14250	2751	82400	12455	
400 U STATES	69710	13908	295130	56758	
	83960	16659	377530	69213	
ESSENCES EXTRACTS N O P	GAL				367
335 GERMANY W	9	459	9	459	
400 U STATES	10	482	125	4884	
	19	941	134	5343	
FOODSTUFFS TAR 1BA 19 140A 206					369
400 U STATES		1204		3326	
		1204		3326	
POTATOES FRENCH FRIED FROZEN	LB				380
400 U STATES	49341	9302	510188	82777	
	49341	9302	510188	82777	
POTATO CHIPS NOT FROZEN	LB				381
400 U STATES	246136	89349	836031	304377	
	246136	89349	836031	304377	
VEGETABLE FOOD PRODUCTS N O P					390
100 U KINGDOM		20405		28816	
231 HONG KONG		2117		9168	
306 BELGIUM				2043	
318 DENMARK		445		445	
335 GERMANY W				288	
347 JAPAN		59		630	
354 NETHRLNDS		488		1960	
376 SWITZRLND		523		523	
400 U STATES		108690		345548	
		132727		389421	

IMPORTS INTO CANADA FOR CONSUMPTION

Articles and Countries from which Imported		MONTH OF MARCH 1957		THREE MONTHS ENDED MARCH 1957		Class Number
		Quantities	Values (\$)	Quantities	Values (\$)	
GROUP 1						
AGRICULTURAL PRODUCTS						
B OTHER THAN FOOD						
ALE BEER PORTER AND STOUT						
		GAL				
100	U KINGDOM	18639	23903	50697	65155	1501
335	GERMANY W	1651	1959	3051	3669	
347	JAPAN	176	518	376	1116	
354	NETHRLNDS	1000	800	2000	1600	
400	U STATES	666	622	1571	1511	
		22132	27802	57695	73051	
BRANDY						
		P GAL				
100	U KINGDOM	39	226	179	1036	1511
207	UN SO AFR	4917	13189	16251	46449	
208	BSA OTHER			47	321	
232	MALTA	93	437	361	1696	
234	AUSTRALIA	3118	10635	13328	43465	
318	DENMARK			9	160	
327	FRANCE	7976	76832	29088	271195	
335	GERMANY W			66	827	
336	GREECE			382	3249	
344	ITALY			134	931	
360	ISRAEL	119	1883	152	2420	
366	PORTUGAL	523	2282	3957	16154	
372	SPAIN			1257	7639	
388	YUGO SLAV			140	810	
400	U STATES	9761	33227	9761	33227	
		26546	136711	75112	429579	
CORDIALS AND LIQUEURS N O P						
		P GAL				
100	U KINGDOM	947	13323	2837	38042	1512
225	TRINIDAD	5	86	5	86	
231	HONG KONG			79	839	
234	AUSTRALIA	130	1361	130	1361	
313	CHINA			36	882	
318	DENMARK	97	1409	764	11521	
327	FRANCE	1352	14569	7205	83022	
340	HUNGARY			120	751	
344	ITALY	21	212	237	2314	
352	MEXICO			22	482	
354	NETHRLNDS	1118	10828	3937	40241	
359	NORWAY	117	581	294	1459	
375	SWEDEN			9	93	
384	P RICO	183	950	323	1674	
388	YUGO SLAV			137	793	
		3970	43319	16135	183560	
GIN						
		P GAL				
100	U KINGDOM	6830	35145	18285	95441	1513
354	NETHRLNDS	424	1837	1388	5526	
		7254	36982	19673	100967	
RUM						
		P GAL				
100	U KINGDOM	20534	97261	89929	311704	1514
221	B GUIANA	12067	14828	44791	58655	
223	BARBADOS	5185	21772	20314	64966	
224	JAMAICA	8082	26396	25051	75652	
225	TRINIDAD	3913	18728	15483	70922	
316	CUBA	946	11607	1896	22398	
327	FRANCE	36	265	108	795	
338	HAITI			105	826	
384	P RICO	5284	37168	11543	82664	
400	U STATES			11	93	
		56047	228025	209231	688675	
WHISKY						
		P GAL				
100	U KINGDOM	58639	425157	165840	1290544	1515
354	NETHRLNDS			2067	8113	
400	U STATES	22773	47956	173681	317041	
		81412	473113	341588	1615698	
ABSINTHE ALCOHOLIC LIQUORS NOP						
		P GAL				
354	NETHRLNDS			105	488	1516
				105	488	
WINES NON SPARKLING						
		GAL				
100	U KINGDOM	5454	22572	16750	77651	1530
207	UN SO AFR	11170	19425	35018	58707	
232	MALTA	693	1018	3198	4686	
234	AUSTRALIA	15126	32394	57737	118568	
327	FRANCE	19857	68968	59664	217576	
328	FR AFRICA	2062	2779	7365	10226	
335	GERMANY W	1646	7742	5287	29374	
336	GREECE	1074	1173	3910	4566	
340	HUNGARY			34	237	
344	ITALY	13111	39829	36880	115928	
354	NETHRLNDS	210	1134	294	1619	
360	ISRAEL	974	3701	1633	6298	
366	PORTUGAL	16699	27923	40828	67725	
367	AZORES			447	1232	
372	SPAIN	5824	16427	18873	51493	
376	SWITZRLND	154	551	470	1813	
389	IRELAND			3996	20255	
400	U STATES	8407	24585	23581	66595	
		102461	270221	315965	854549	

IMPORTS INTO CANADA FOR CONSUMPTION

Articles and Countries from which Imported	MONTH OF MARCH 1957		THREE MONTHS ENDED MARCH 1957		Class Number
	Quantities	Values (\$)	Quantities	Values (\$)	
WINES SPARKLING					1560
234 AUSTRALIA	GAL 54	299	136	765	
306 BELGIUM	50	590	161	2016	
327 FRANCE	986	11373	5591	62502	
335 GERMANY W			110	532	
344 ITALY	244	1144	914	4290	
354 NETHRLNDS			60	375	
400 U STATES	8	60	8	60	
	1342	13466	6980	70540	
GUMS AMBER AND ARABIC					1571
100 U KINGDOM	LB		560	151	
400 U STATES	36795	8845	152048	39153	
	36795	8845	152608	39304	
GUMS AUSTL COPAL DAMAR ETC					1572
218 MALAYA	CWT 336	2301	672	4593	
219 BEI OTHER			560	1775	
355 INDONESIA	224	1064	224	1064	
400 U STATES	106	4055	486	11309	
	666	7420	1942	18741	
GUMS BARBERRY ELEMI GEDDA ETC					1573
347 JAPAN	CWT 2	214	2	214	
400 U STATES	408	24946	1579	74905	
	410	25160	1581	75119	
BURGUNDY PITCH					1575
400 U STATES	LB 8720	1360	71116	5306	
	8720	1360	71116	5306	
CMICLE OR SAPPATO GUM CRUDE					1576
337 GUATEMALA	LB 203923	178814	407584	357871	
400 U STATES	74161	35178	238695	111206	
	278084	213992	646279	469077	
SHELLAC BLEACHED					1577
215 INDIA	LB 6560	3335	6560	3335	
335 GERMANY W			1000	511	
400 U STATES	3964	1933	25850	13217	
	10524	5268	33410	17063	
DRAGONS BLOOD					1578
400 U STATES	LB 60	181	80	239	
	60	181	80	239	
LAC CRUDE SEED STICK AND SHELL					1579
100 U KINGDOM	LB		100	57	
215 INDIA	56580	16523	129268	41773	
371 THAILAND	309969	65855	587474	160222	
400 U STATES	41347	10004	207554	52054	
	407896	92382	924396	254106	
RESIN OR ROSIN					1580
400 U STATES	CWT 25248	164769	78872	515764	
	25248	164769	78872	515764	
ROSIN SIZING					1581
400 U STATES	CWT 8456	85878	34450	336665	
	8456	85878	34450	336665	
WAX SEALING					1582
100 U KINGDOM				88	
400 U STATES		200		2213	
		200		2301	
GUMS AND BLENDS M O P					1583
100 U KINGDOM	LB 95176	32732	111427	44409	
400 U STATES	245926	94848	713358	267168	
	341102	127580	824785	311577	
TALL OIL AND TALL OIL PITCH					1584
400 U STATES	CWT 5102	31525	18018	109644	
	5102	31525	18018	109644	
COTTON SEED CAKE AND MEAL					1591
400 U STATES	CWT 400	1459	1550	5062	
	400	1459	1550	5062	
LINSEED OIL CAKE AND MEAL					1592
400 U STATES	CWT 6000	17218	33929	95601	
	6000	17218	33929	95601	
PALM NUT CAKE AND MEAL					1593
400 U STATES	CWT 303613	728267	1063667	2603985	
	303613	728267	1063667	2603985	
SOYA BEAM FLOUR					1595
335 GERMANY W	CWT 44	561	44	561	
400 U STATES	1430	7433	7304	46976	
	1474	7994	7348	47537	
PEANUT OIL CAKE AND MEAL					1596
400 U STATES	CWT 2135	44085	4953	102024	
	771	16794	1206	29643	
	2906	60879	6159	131667	
CHINAWOOD OIL NOT EDIBLE					1602
231 HONG KONG	CWT 694	16166	911	17657	
304 ARGENTINA	701	14961	1780	39960	
400 U STATES	1393	31127	1364	29502	
			4055	87119	
COCOANUT OIL NOT EDIBLE					1603
217 CEYLON	CWT 6207	68383	26835	287391	
400 U STATES	593	15479	1834	38788	
	6800	83862	28669	326179	
COTTON SEED OIL NOT EDIBLE					1605
400 U STATES	CWT 17560	233046	67567	925288	
	17560	233046	67567	925288	

IMPORTS INTO CANADA FOR CONSUMPTION

23

Articles and Countries from which Imported	MONTH OF MARCH 1957		THREE MONTHS ENDED MARCH 1957		Class Number
	Quantities	Values (\$)	Quantities	Values (\$)	
ESSENTIAL OIL N O P	LB				1606
100 U KINGDOM	13515	7863	21673	20762	
217 CEYLON			1600	1321	
224 JAMAICA	3051	15328	3541	16370	
228 LEEU WIND			140	712	
231 HONG KONG	4862	13614	9062	21506	
234 AUSTRALIA			100	155	
306 BELGIUM			200	384	
309 BRAZIL	100	350	500	1694	
312 CHILE			2	124	
327 FRANCE	2262	7698	2451	10371	
335 GERMANY W	198	174	5829	4807	
344 ITALY			10	82	
352 MEXICO			225	916	
354 NETHRLNDS	2991	3614	4591	5365	
372 SPAIN			3715	6392	
376 SWITZRLND	562	1818	1098	11445	
400 U STATES	89018	306145	275021	904711	
	116559	356604	329758	1007117	
EUCALYPTUS OIL	LB				1607
400 U STATES	401	270	486	340	
	401	270	486	340	
FLAXSEED OR LINSEED OIL	CWT				1608
400 U STATES	48	1096	241	4602	
	48	1096	241	4602	
FOOTS OF COTTON SEED OR OLIVES	CWT				1609
400 U STATES			64	752	
			64	752	
OLIVE OIL FOR MANUFACTURING	CWT				1610
PALM AND PALM KERNEL OIL	CWT				1611
100 U KINGDOM	457	5116	4943	56904	
218 MALAYA	9507	108302	50341	560712	
307 BEL CONGO	16488	171755	40986	408345	
354 NETHRLNDS			1105	16853	
355 INDOONESIA			5680	60477	
400 U STATES	422	5017	422	5017	
	26874	290190	103477	1108308	
PEANUT OIL	CWT				1613
400 U STATES	4812	70446	10216	163449	
	4812	70446	10216	163449	
PEPPERMINT OIL	LB				1614
100 U KINGDOM			105	1380	
347 JAPAN			120	473	
400 U STATES	5328	25914	21260	119454	
	5328	25914	21485	121307	
REBIN OIL	CWT				1617
400 U STATES	767	4808	1433	9090	
	767	4808	1433	9090	
SESAME BEED OIL	CWT				1618
231 HONG KONG	8	301	25	1061	
400 U STATES	10	386	76	2603	
	18	687	101	3664	
SOYA BEAN OIL FOR MANUFACTURE	CWT				1619
400 U STATES	4268	63706	15552	232540	
	4268	63706	15552	232540	
VEGETABLE OIL N O P NOT EDIBLE	CWT				1620
100 U KINGDOM	2	97	2	97	
231 HONG KONG	2	82	24	1984	
400 U STATES	15534	235562	40344	621969	
	15538	235741	40370	624050	
RAPE BEED OIL	CWT				1621
CASHEW NUT SHELL OIL	CWT				1622
400 U STATES	346	5310	346	5310	
	346	5310	346	5310	
BITICICA OIL	CWT				1623
309 BRAZIL	43	726	371	5581	
400 U STATES			638	8826	
	43	726	1009	14407	
SUNFLOWER SEED OIL	CWT				1624
VEGETABLE OILS FOR TEXTILES	CWT				1625
100 U KINGDOM			340	7337	
376 SWITZRLND			20	3658	
400 U STATES	1936	37246	6017	127319	
	1936	37246	6377	138314	
LEMON OIL AND ORANGE OIL	LB				1626
224 JAMAICA			3032	5980	
335 GERMANY W	125	460	125	460	
344 ITALY			525	1706	
354 NETHRLNDS	2000	9000	7200	32645	
376 SWITZRLND	106	1722	146	2639	
400 U STATES	17465	54997	32023	91866	
	19696	66179	43051	135296	
SPEARMINT OIL	LB				1627
400 U STATES	1540	8457	9478	45269	
	1540	8457	9478	45269	
ROSE BUSHES N O P	NO				1646
100 U KINGDOM	9115	3270	9223	3333	
306 BELGIUM	41327	6124	79643	11808	
318 DENMARK	12640	2425	88870	15593	
335 GERMANY W	3720	981	10920	2565	
354 NETHRLNDS	232196	47068	371024	76935	
400 U STATES	117181	49551	447030	155302	
	416179	109419	1006710	265536	

IMPORTS INTO CANADA FOR CONSUMPTION

Articles and Countries from which Imported	MONTH OF MARCH 1957		THREE MONTHS ENDED MARCH 1957		Class Number
	Quantities	Values (\$)	Quantities	Values (\$)	
BUSHES ROOTS AND VINES N O P	NO				1647
306 BELGIUM	100	50	100	50	
327 FRANCE	9400	1307	9400	1307	
354 NETHRLNDS	2500	195	3332	350	
400 U STATES	37285	1640	47285	2713	
	49285	3192	60117	4420	
APPLE TREES N O P	NO				1651
354 NETHRLNDS	118	71	1426	707	
400 U STATES	11020	5986	11520	6345	
	11138	6057	12946	7052	
PEACH TREES AND JUNE BUDS N O P	NO				1653
400 U STATES	12284	5278	27311	9900	
	12284	5278	27311	9900	
FRUIT TREES N O P	NO				1657
100 U KINGDOM	25	101	25	101	
306 BELGIUM	246	148	246	148	
354 NETHRLNDS	190	114	690	314	
400 U STATES	13462	9063	13662	9217	
	13923	9426	14623	9780	
AZALEAS RHODODENDRONS ETC					1662
100 U KINGDOM		198		1969	
207 UN SO AFR		380		380	
215 INOIA		363		363	
224 JAMAICA				780	
231 HONG KONG		886		1752	
306 BELGIUM		2979		33492	
318 DENMARK				433	
335 GERMANY W				770	
344 ITALY		580		580	
347 JAPAN				1030	
354 NETHRLNDS		29985		65883	
384 P RICO		247		247	
400 U STATES		58521		153977	
		94139		261656	
PALMS FERNS FICUS CANNAS ETC					1663
100 U KINGDOM		193		193	
306 BELGIUM		117		117	
347 JAPAN				95	
354 NETHRLNDS		8132		14305	
400 U STATES		2189		4445	
		10631		19155	
TULIP BULBS					1664
GLADIOLI BULBS					1665
347 JAPAN				231	
354 NETHRLNDS		26752		37799	
400 U STATES		2147		10085	
		28899		48115	
FLOWERS AND FOLIAGE CUT					1666
100 U KINGDOM		1047		2240	
231 HONG KONG				179	
327 FRANCE		110		411	
344 ITALY		106		106	
352 MEXICO				677	
354 NETHRLNDS				318	
376 SWITZRLND				99	
383 HAWAII				390	
400 U STATES		156118		539194	
		157381		543614	
TREES SEEDLING STOCK					1668
100 U KINGDOM		1946		1946	
306 BELGIUM				3317	
318 DENMARK		172		172	
327 FRANCE		2730		2730	
354 NETHRLNDS		22027		40768	
400 U STATES		9473		10213	
		36348		59146	
FLORIST OR NURSERY STOCK N O P					1669
100 U KINGDOM		797		1035	
306 BELGIUM		2508		4728	
318 DENMARK		218		1290	
327 FRANCE		1845		1845	
335 GERMANY W		6444		6860	
347 JAPAN		269		379	
354 NETHRLNDS		181179		271730	
400 U STATES		41008		95462	
		234268		383329	
LATEX NATURAL	LB				1678
218 MALAYA	350616	141602	639426	257586	
400 U STATES	756976	296450	2307805	911424	
	1107592	438052	2947231	1169010	
LATEX SYNTHETIC	LB				1679
400 U STATES	627758	229210	1814148	631370	
	627758	229210	1814148	631370	
BALATA CRUDE	LB				1681
309 BRAZIL			2976	927	
400 U STATES			1200	3608	
			4176	4529	
GUTTA PERCHA UNMANUFACTURED	LB				1682
400 U STATES	674	1873	1274	3664	
	674	1873	1274	3664	
RUBBER CRUDE CAOUTCHOUC	LB				1683
100 U KINGDOM	33529	12180	181369	54046	
217 CEYLON	392400	98379	979280	245775	
218 MALAYA	4591812	1404287	19291702	5655385	
355 INDONESIA	123124	32432	466129	140506	

IMPORTS INTO CANADA FOR CONSUMPTION

Articles and Countries from which Imported	MONTH OF MARCH 1957		THREE MONTHS ENDED MARCH 1957		Class Number
	Quantities	Values (\$)	Quantities	Values (\$)	
371 THAILAND	140000	33344	308000	70752	
400 U STATES	543735	166949	1408816	442279	
COMB BLANKS OF HARD RUBBER	5824600	1747571	22635296	6608743	1684
305 AUSTRIA		921		921	
400 U STATES				400	
		921		1321	
RUBBER POWDERED WASTE OR JUNK	CWT				1687
100 U KINGDOM	155	5610	359	6488	
400 U STATES	2485	17192	5089	38702	
	2640	22802	5448	45190	
RUBBER RECOVERED	CWT				1688
100 U KINGDOM			1740	14270	
400 U STATES	22616	206903	72219	656694	
	22616	206903	73959	670964	
RUBBER SUBSTITUTE OR SYNTHETIC	CWT				1689
400 U STATES	50725	1190163	87415	2189027	
	50725	1190163	87415	2189027	
RUBBER THREAO NOT COVERED	LB				1690
100 U KINGDOM	1661	2355	2366	3279	
400 U STATES	23486	38497	65836	108432	
	25147	40852	68202	111711	
HARD RUBBER STRIP SHEET ROD	LB				1691
100 U KINGDOM	20524	5297	20524	5297	
400 U STATES	1457	4721	6244	11431	
	21981	10018	26768	16728	
FOAM RUBBER SHEETING					1697
400 U STATES		733		12589	
		733		12589	
RUBBER SHEETING M O P					1698
100 U KINGDOM		3193		10312	
218 MALAYA				55738	
335 GERMANY W		1198		2096	
354 NETHRLNDS		79		262	
400 U STATES		8663		30898	
		13133		99306	
CONVEYOR BELTING OF RUBBER					1699
100 U KINGDOM		3127		5727	
347 JAPAN		1742		1742	
375 SWEDEN				682	
400 U STATES		20564		55463	
		25433		63614	
BATHING SHOES RUBBER	PAIR				1700
400 U STATES			4993	2746	
			4993	2746	
BELTING RUBBER					1701
100 U KINGDOM		2970		15297	
335 GERMANY W				176	
347 JAPAN		1688		1688	
375 SWEDEN		68		68	
400 U STATES		35473		83278	
		40199		100507	
CANVAS SHOES RUBBER SOLES	PAIR				1702
100 U KINGDOM	8277	8461	9595	10468	
215 INDIA	46560	15144	87000	28418	
231 HONG KONG	210608	106404	629632	305842	
317 CZECHO S	5160	2686	6810	3665	
347 JAPAN	21780	8936	54120	22235	
400 U STATES	3199	3121	4532	4916	
	295584	144752	791689	375544	
BOOTS AND SHOES RUBBER N O P	PAIR				1703
100 U KINGDOM	28459	42621	109331	172869	
231 HONG KONG	1230	1306	1450	1572	
317 CZECHO S	4830	3074	29416	27442	
327 FRANCE			564	2157	
347 JAPAN	18558	13084	41454	31925	
354 NETHRLNDS	2056	6353	3059	9267	
400 U STATES	3153	3703	6711	14119	
	58286	70141	191985	259351	
CEMENT RUBBER					1704
100 U KINGDOM		433		1014	
335 GERMANY W		147		646	
400 U STATES		88019		274175	
		88599		275835	
CLOTHING RUBBER N O P					1705
100 U KINGDOM		1929		15463	
231 HONG KONG		3117		4857	
344 ITALY		117		195	
347 JAPAN		624		624	
359 NORWAY		1133		4784	
400 U STATES		5017		16509	
		11937		42432	
GLOVES RUBBER	DZ PR				1706
100 U KINGDOM	1220	3911	5798	18943	
317 CZECHO S			960	1482	
335 GERMANY W	378	1024	378	1024	
347 JAPAN			113	1600	
400 U STATES	7666	40326	20364	106228	
	9264	45261	27613	129277	
GOLF BALLS	DOZ				1707
100 U KINGDOM	6949	22570	16865	53240	
347 JAPAN			900	2311	
400 U STATES	5732	32642	6536	35527	
	12681	55212	24301	91078	
HEELS RUBBER	PAIR				1708
231 HONG KONG			4800	603	

IMPORTS INTO CANADA FOR CONSUMPTION

Articles and Countries from which Imported	MONTH OF MARCH 1957		THREE MONTHS ENDED MARCH 1957		Class Number
	Quantities	Values (\$)	Quantities	Values (\$)	
400 U STATES	88438	9460	265887	31445	
HOSE RUBBER OR RUBBER LINED	88438	9460	270687	32048	1709
100 U KINGDOM		10409		35399	
335 GERMANY W		873		2754	
347 JAPAN		124		9562	
354 NETHRLNDS				1502	
375 SWEDEN				102	
400 U STATES		203944		621662	
WATER BOTTLES RUBBER		215350		670981	1710
100 U KINGDOM		2001		6545	
317 CZECHO S		873		1535	
335 GERMANY W		282		282	
347 JAPAN				852	
400 U STATES		704		2407	
MATERIALS FOR SEALING COMPOUND		3860		11621	1711
400 U STATES		6630		29999	
MATS AND MATTING RUBBER		6630		29999	1712
100 U KINGDOM		1376		1944	
335 GERMANY W				451	
354 NETHRLNDS		2274		4135	
400 U STATES		119584		316785	
PACKING RUBBER		123234		323315	1713
100 U KINGDOM		726		1683	
335 GERMANY W				176	
375 SWEDEN		1458		3046	
400 U STATES		19883		71484	
RAINCOATS RUBBER		22067		76389	1714
NO					
TIRES BICYCLE AND MOTORCYCLE					1715
NO					
100 U KINGDOM	4749	4373	12468	19095	
306 BELGIUM	4950	2848	7975	4685	
317 CZECHO S	245	102	3116	1847	
327 FRANCE	375	314	375	314	
335 GERMANY W	6300	4051	19514	12607	
344 ITALY			30	109	
354 NETHRLNDS	15227	11222	22110	14963	
375 SWEDEN	3500	2523	3500	2523	
400 U STATES	468	748	3563	4946	
TIRE CASINGS N O P	35814	26181	72651	61089	1716
NO					
100 U KINGDOM	2494	31886	4705	61797	
327 FRANCE	405	37504	1691	140975	
335 GERMANY W	8	231	349	4383	
347 JAPAN			62	3160	
375 SWEDEN			2500	5928	
400 U STATES	7144	445736	21925	1372091	
TIRES INNER TUBES N O P	10051	515357	31232	1588334	1717
NO					
100 U KINGDOM	24	108	737	1465	
327 FRANCE	95	395	963	4318	
347 JAPAN			14	70	
375 SWEDEN			4425	2527	
400 U STATES	4227	12991	19476	49573	
TIRES SOLID AUTOMOBILE	4346	13494	25615	57953	1718
NO					
400 U STATES	102	2698	552	14588	
TIRES SOLID RUBBER N O P	102	2698	552	14588	1719
100 U KINGDOM		2612		11295	
400 U STATES		19707		75157	
MANUFACTURES OF RUBBER N O P		22319		86452	1720
100 U KINGDOM		11636		40724	
216 PAKISTAN				672	
305 AUSTRIA		225		426	
317 CZECHO S				334	
318 DENMARK				87	
327 FRANCE				286	
335 GERMANY W		2763		9491	
344 ITALY		1251		1405	
347 JAPAN		9094		11180	
354 NETHRLNDS				185	
375 SWEDEN		1013		1124	
400 U STATES		447957		1287537	
TIRES INNER TUBES BICYCLE		473939		1353451	1721
NO					
100 U KINGDOM	1710	674	10231	3926	
306 BELGIUM	3575	885	5925	1471	
335 GERMANY W	5561	1630	16819	4974	
354 NETHRLNDS	14220	4729	21266	6695	
375 SWEDEN	2750	932	2750	932	
400 U STATES			228	163	
GASKETS AND WASHERS RUBBER		27816		18161	1722
100 U KINGDOM		110		383	
335 GERMANY W				54	
400 U STATES		93641		340304	
DRUGGISTS SUNDRIES RUBBER		93751		340741	1723
100 U KINGDOM		4829		12079	

IMPORTS INTO CANADA FOR CONSUMPTION

Articles and Countries from which Imported	MONTH OF MARCH 1957		THREE MONTHS ENDED MARCH 1957		Class Number
	Quantities	Values (\$)	Quantities	Values (\$)	
317 CZECHO S		71		481	
335 GERMANY W		751		1694	
347 JAPAN		72		72	
354 NETHRLNDS		727		2542	
400 U STATES		78790		232948	
		85240		249816	
TIRE REPAIR MATERIAL OF RUBBER					1724
100 U KINGDOM		241		627	
327 FRANCE				317	
335 GERMANY W		3814		14469	
400 U STATES		57078		137861	
		61133		153274	
NURSING NIPPLES RUBBER	GRÖSS				1725
100 U KINGDOM	200	536	200	536	
400 U STATES	289	4760	2011	29184	
	489	5296	2211	29720	
FLOORING AND TILE OF RUBBER	SO YD				1726
327 FRANCE	533	1608	533	1608	
400 U STATES	7691	15193	34103	67403	
	8224	16801	34636	69011	
V BELTS CHIEFLY OF RUBBER					1727
100 U KINGDOM		3861		9004	
317 CZECHO S				3260	
335 GERMANY W		678		814	
347 JAPAN		348		1069	
354 NETHRLNDS				2146	
375 SWEDEN		1153		1153	
400 U STATES		83812		221914	
		89852		239360	
SOLES SOLING MATERIALS RUBBER					1728
100 U KINGDOM		3285		3285	
217 CEYLON		3835		3835	
218 MALAYA				2224	
335 GERMANY W				1078	
400 U STATES		28868		114732	
		35988		125154	
AUTOMOTIVE PARTS OF RUBBER NOP					1729
100 U KINGDOM		1896		5404	
327 FRANCE				107	
335 GERMANY W		2568		5715	
400 U STATES		126586		486979	
		131050		498205	
WEATHERSTRIPPING OF RUBBER					1730
100 U KINGDOM		156		156	
400 U STATES		119068		344612	
		119224		344768	
TIRES PNEUM USED EXCEPT SCRAP	NO				1731
400 U STATES	11120	31074	43879	142282	
	11120	31074	43879	142282	
TIRES TRACTOR AND IMPLEMENT	NO				1732
375 SWEDEN			2027	4321	
400 U STATES	5668	177410	17721	391080	
	5668	177410	19748	395401	
ANNATTO SEED	LB				1741
SUGAR BEET SEED	LB				1744
100 U KINGDOM	200	67	200	67	
354 NETHRLNDS	200	54	5200	1620	
400 U STATES	80500	40420	551481	125922	
	80900	40541	556881	127609	
SEEDS FOR BLENDING	LB				1746
215 INDIA			19520	2796	
234 AUSTRALIA	164122	14647	164122	14647	
372 SPAIN			2205	296	
400 U STATES	31500	3856	96609	11191	
	195622	18503	282456	28930	
COTTON SEED	CWT				1747
CLOVER SEED	LB				1750
100 U KINGDOM			21803	14264	
236 NEW ZEAL			6999	5557	
318 DENMARK			11023	6542	
327 FRANCE	11120	7160	22140	14072	
400 U STATES	1234828	461846	3823742	1525607	
	1245948	469006	3885707	1566042	
FLAX SEED	BUSH				1751
400 U STATES	1600	7220	2840	13301	
	1600	7220	2840	13301	
BENT GRASS SEED	LB				1753
400 U STATES	9100	3631	126373	60073	
	9100	3631	126373	60073	
GRASS SEED TIMOTHY	LB				1754
GRASS SEED N O P	LB				1755
100 U KINGDOM	1374	801	3614	2125	
236 NEW ZEAL			2800	2484	
318 DENMARK	16431	4298	93720	27578	
400 U STATES	451004	99978	1746212	357344	
	468809	105077	1846346	389531	
MILLET AND RAPE SEED	LB				1756
100 U KINGDOM			6000	647	
234 AUSTRALIA	108164	4070	108164	4070	
304 ARGENTINA			88128	1610	
318 DENMARK			1456	146	
327 FRANCE	63380	17087	63380	17087	
335 GERMANY W	5135	380	5135	380	

IMPORTS INTO CANADA FOR CONSUMPTION

Articles and Countries from which Imported	MONTH OF MARCH 1957		THREE MONTHS ENDED MARCH 1957		Class Number
	Quantities	Values (\$)	Quantities	Values (\$)	
354 NETHRLNDS			2 400	226	
400 U STATES	121029	5152	397064	19353	
MUSHROOM SPAWN	297708	26689	671727	43519	1757
400 U STATES		7203		22553	
SEED BEANS AND SEED PEAS		7203		22553	
100 U KINGDOM	LB 1300	210	3225	497	1758
203 B E AFR	600	92	37800	5007	
354 NETHRLNDS			900	137	
400 U STATES	3038445	326191	3082774	332753	
SEED POTATOES	3040345	326493	3124699	338394	1759
400 U STATES	CWT 4479	9271	5289	11345	
SEEDS 5 DOLLARS OR OVER PER LB	4479	9271	5289	11345	1762
100 U KINGDOM		112		448	
318 DENMARK				641	
327 FRANCE				135	
335 GERMANY W		80		145	
347 JAPAN				330	
354 NETHRLNDS		298		2021	
400 U STATES		2997		23659	
GARDEN FIELD ROOT SEEDS N O P		3487		27379	1766
100 U KINGDOM		1420		12387	
215 INDIA				320	
231 HONG KONG		6684		12952	
318 DENMARK		1346		2652	
327 FRANCE				205	
335 GERMANY W		1146		1639	
344 ITALY				826	
347 JAPAN				153	
352 MEXICO				1228	
354 NETHRLNDS		4384		17500	
358 NICARAGUA		6598		13004	
400 U STATES		64174		246716	
TOBACCO TURKISH UNSTEMMED		85752		309582	1776
336 GREECE	LB 4088	4252	12268	12760	
379 TURKEY	21993	19329	66498	57482	
TOBACCO FLUE CURED UNSTEMMED	26081	23581	78766	70242	1778
400 U STATES	LB 1784	1805	4486	4539	
CIGAR LEAF UNSTEMMED	1784	1805	4486	4539	1779
316 CUBA	LB 1522	5060	8788	19345	
355 INDONESIA			277	1826	
400 U STATES	52848	162888	147757	468515	
TOBACCO N O P UNSTEMMED	54370	167948	156822	489686	1780
392 SYRIA	LB 1385	543	23905	9500	
400 U STATES	18892	12169	19137	12240	
CIGAR LEAF STEMMED	20277	12712	43042	21740	1782
316 CUBA	LB 37300	47464	103705	134003	
400 U STATES	12836	7045	47289	22282	
TOBACCO N O P STEMMED	50136	54509	150994	156285	1783
400 U STATES			347	384	
CIGARS			347	384	1784
224 JAMAICA	LB 19	196	32	344	
306 BELGIUM	11	64	11	64	
316 CUBA	557	4059	1398	11010	
335 GERMANY W			172	425	
354 NETHRLNDS	2941	12669	8277	29362	
400 U STATES	3710	9306	6178	14754	
CIGARETTES	7238	26294	16068	55959	1785
100 U KINGDOM	LB 5938	8764	22220	33161	
327 FRANCE	197	284	653	890	
335 GERMANY W			123	195	
354 NETHRLNDS		14	16	14	
400 U STATES	36695	62103	134995	226093	
SMUFF	42846	71165	158007	260353	1786
100 U KINGDOM	LB 660	1836	1313	2663	
TOBACCO CUT	660	1836	1313	2663	1787
100 U KINGDOM	LB 10368	19692	19784	38839	
231 HONG KONG	350	480	350	480	
354 NETHRLNDS	8650	5997	21103	14692	
400 U STATES	15281	19273	45759	56260	
TOBACCO MANUFACTURED N O P	34649	45442	86996	110271	1788
100 U KINGDOM	LB 548	422	2084	1746	
400 U STATES		422	1200	682	
LOCUST BEANS LOCUST BEAN MEAL	548	422	3284	2428	1811
400 U STATES	LB 3342	535	5842	1124	
BROOM CORN	3342	535	5842	1124	1813
304 ARGENTINA	CWT 1931	29394	400	8772	
344 ITALY		15368	5125	93232	
388 YUGO SLAV			4136	57015	

IMPORTS INTO CANADA FOR CONSUMPTION

Articles and Countries from which Imported	MONTH OF MARCH 1957		THREE MONTHS ENDED MARCH 1957		Class Number
	Quantities	Values (\$)	Quantities	Values (\$)	
400 U STATES	1153	26503	2486	58678	
CATTLE FODD WITH MOLASSES	4206	71265	12147	217697	1815
400 U STATES		8213		14478	
DRUGS CRUDE BARKS FLOWERS		8213		14478	1816
100 U KINGDOM		865		1319	
207 UN SO AFR				9669	
215 INDIA				960	
231 HONG KONG		4435		24725	
304 ARGENTINA		722		722	
306 BELGIUM				68	
327 FRANCE				386	
335 GERMANY W				541	
363 PERU		173		173	
383 HAWAII		72		72	
400 U STATES		11597		38202	
		17864		76837	
GLUE VEGETABLE	LB				1817
100 U KINGDOM			580	210	
400 U STATES		1047	5308	841	
		1047	5888	1051	
HAY AND STRAW	TON				1818
400 U STATES		4428	123045	10389	287179
		4428	123045	10389	287179
IVDRY NUTS					1819
321 ECUADOR				2255	
				2255	
MUCILAGE AND ADHESIVE PASTE	LB				1824
100 U KINGDOM	4200	387	8288	941	
335 GERMANY W			551	237	
400 U STATES	28548	8937	65868	20828	
	32748	9324	74707	22006	
PALM LEAF UNMANUFACTURED					1825
400 U STATES		21093		21093	
		21093		21093	
ROOTS MEDICINAL ALKANET JALAP					1827
100 U KINGDOM				792	
215 INDIA		481		481	
231 HONG KONG		1021		1446	
306 BELGIUM				516	
400 U STATES				4386	
		1502		7621	
STARCH AND PREPARATIONS N O P	LB				1828
100 U KINGDOM			650	98	
231 HONG KONG	1300	202	2500	424	
335 GERMANY W			231	162	
354 NETHRLNDS			102114	11576	
400 U STATES	749240	63685	2844653	234513	
	750540	63887	2950148	246773	
STARCH PDTATO POTATD FLOUR	LB				1829
400 U STATES	76057	9040	515757	44640	
	76057	9040	515757	44640	
STARCH FOR PASTE	LB				1830
TAR PINE CRUDE IN BULK	GAL				1832
100 U KINGDOM			800	168	
359 NORWAY			167	165	
400 U STATES	16895	7357	65749	27850	
	16895	7357	66716	28183	
TEASELS					1833
100 U KINGDOM		302		302	
400 U STATES				500	
		302		802	
TURPENTINE RAW OR CRUDE	LB				1834
400 U STATES			1980	197	
			1980	197	
TURPENTINE SPIRITS OF	GAL				1835
376 SWITZRLND			26	227	
400 U STATES	92636	56493	307148	208288	
	92636	56493	307174	208515	
VEGETABLE PRODUCTS N O P					1836
100 U KINGDOM		968		1662	
231 HONG KONG		2222		4980	
309 BRAZIL		219		219	
327 FRANCE				294	
335 GERMANY W		2422		3127	
344 ITALY		170		170	
347 JAPAN		89		1076	
390 GERMANY E				162	
400 U STATES		22283		50370	
		28373		62040	
VEGETABLE COLOURING					1839
100 U KINGDOM		2050		3233	
344 ITALY				651	
400 U STATES		5205		25611	
		7255		29495	
DEXTRINE STARCH MIXTURES N O P	LB				1840
100 U KINGDOM	125500	9283	259900	19544	
354 NETHRLNDS	84314	5601	171242	11754	
400 U STATES	64000	6101	136600	12795	
	273814	20985	567742	44093	
DEXTRINE STARCH NOT A PASTE	LB				1841
376 SWITZRLND			1323	189	
400 U STATES	30000	4608	30000	4608	
	30000	4608	31323	4797	

IMPORTS INTO CANADA FOR CONSUMPTION

Articles and Countries from which Imported	MONTH OF MARCH 1957		THREE MONTHS ENDED MARCH 1957		Class Number
	Quantities	Values (\$)	Quantities	Values (\$)	
DISTILLERS SOLUBLES	CWT				1842
400 U STATES	2650	10452	5958	24482	
	2650	10452	5958	24482	
VEGETABLE FLOUR N O P NOT EDIBLE					1843
231 HONG KONG		281		340	
309 BRAZIL				5874	
371 THAILAND		6153		12989	
400 U STATES		18533		61855	
		24967		81058	
NON FOODS TAR 68A 206 662 809					1844
372 SPAIN		175		175	
400 U STATES		712		1575	
		887		1750	
VEGETABLE FLAVOURINGS					1845
100 U KINGDOM		507		10210	
327 FRANCE				3865	
335 GERMANY W		83		820	
344 ITALY		2983		4633	
354 NETHRLNDS		877		2021	
388 YUGO SLAV		1160		2274	
400 U STATES		35965		117958	
		41575		141781	
SIZING PREPARATIONS N O P	LB				1846
400 U STATES	64191	4579	220953	30368	
	64191	4579	220953	30368	

IMPORTS INTO CANADA FOR CONSUMPTION

Articles and Countries from which Imported	MONTH OF MARCH 1957		THREE MONTHS ENDED MARCH 1957		Class Number
	Quantities	Values (\$)	Quantities	Values (\$)	
GROUP 2					
ANIMALS AND ANIMAL PRODUCTS					
CATTLE PURE BRED	NO				2012
100 U KINGDOM			8	7700	
400 U STATES	78	56422	181	123179	
	78	56422	189	130879	
BABY CHICKS AND TURKEY POULTS	NO				2013
400 U STATES	203996	71445	532001	194551	
	203996	71445	532091	194551	
DOGS PURE BRED	NO				2014
100 U KINGDOM	29	2521	82	5910	
354 NETHRLNDS			1	50	
389 IRELAND			1	50	
400 U STATES	33	3558	109	11202	
	62	6079	193	17212	
FOWLS DOMESTIC PURE BRED	NO				2015
400 U STATES	11	106	41	214	
	11	106	41	214	
HORSES PURE BRED	NO				2018
100 U KINGDOM			3	653	
400 U STATES	14	7434	30	15140	
	14	7434	33	15793	
RABBITS PURE BRED	NO				2019
400 U STATES			5	288	
			5	288	
SHEEP PURE BRED	NO				2020
ANIMALS FOR IMP OF STOCK N O P	NO				2021
100 U KINGDOM	3	300	31	3415	
400 U STATES			1	90	
	3	300	32	3505	
HORSES N O P	NO				2035
100 U KINGDOM	101	8245	334	39979	
400 U STATES	71	28546	188	53748	
	172	36791	522	93727	
LIVESTOCK N O P	NO				2037
400 U STATES	919	143881	8628	936788	
	919	143881	8628	936788	
BEEES	PKGS				2041
400 U STATES	12	52	12	52	
	12	52	12	52	
FOXES	NO				2042
400 U STATES			2	145	
			2	145	
LEECHES					2043
PIGEONS HAWING AND PHEASANTS					2044
100 U KINGDOM		100		160	
400 U STATES		2530		3480	
		2630		3640	
TURTLES					2045
400 U STATES		1241		3776	
		1241		3776	
ALL OTHER ANIMALS LIVING N O P					2046
100 U KINGDOM		284		1306	
215 INDIA		16464		54042	
236 NEW ZEAL		62		62	
306 BELGIUM		469		978	
318 DENMARK		675		1238	
327 FRANCE		77		77	
335 GERMANY W				110	
347 JAPAN				86	
354 NETHRLNDS		1403		3358	
358 NICARAGUA				96	
363 PERU				154	
364 PHIL		475		2375	
400 U STATES		20379		53549	
		40288		117431	
MINK	NO				2047
318 DENMARK	6	432	6	432	
326 FINLAND			4	285	
400 U STATES	270	24972	1239	102108	
	276	25404	1249	102823	
BONES CRUOE	CWT				2051
347 JAPAN			1	69	
400 U STATES	1513	6857	6572	32377	
	1513	6857	6573	32446	
BONE DUST CHARRED BONE	CWT				2052
100 U KINGDOM	2560	7055	9920	22048	
234 AUSTRALIA			680	1743	
400 U STATES	413	6363	843	13353	
	2973	13418	11443	37144	
BONE PITCH CRUOE ONLY	CWT				2053
400 U STATES	594	3093	1527	7917	
	594	3093	1527	7917	
CHARCOAL ANIMAL FOR SUGAR	CWT				2054
100 U KINGDOM			5096	47315	
322 EGYPT			2800	16393	
354 NETHRLNDS			2213	8746	
			10109	78454	

IMPORTS INTO CANADA FOR CONSUMPTION

Articles and Countries from which Imported	MONTH OF MARCH 1957		THREE MONTHS ENDED MARCH 1957		Class Number
	Quantities	Values (\$)	Quantities	Values (\$)	
IVORY AND MANUFACTURES					2063
100 U KINGDOM				765	
215 INDIA				86	
231 HONG KONG				103	
344 ITALY				475	
400 U STATES		179		370	
		179		1799	
BUTTON BLANKS OF SHELL ROUGH					2071
SHELLS UNMANUFACTURED FOSSILS					2073
100 U KINGDOM		1290		4563	
347 JAPAN				78	
354 NETHRLNDS				626	
383 HAWAII		178		178	
400 U STATES		2259		6322	
		3727		11767	
SHELLS N O P CRUSHED OR GROUND	CWT				2074
400 U STATES	76	116	96	174	
	76	116	96	174	
OYSTER SHELLS CRUSHED OR NOT	CWT				2075
400 U STATES	65594	40387	214547	139436	
	65594	40387	214547	139436	
FEATHERS NATURAL					2081
100 U KINGDOM		220		276	
207 UN SO AFR				567	
231 HONG KONG		5284		17148	
317 CZECHO S		3591		3591	
327 FRANCE		1344		1344	
400 U STATES		4090		34506	
		14529		57432	
BADMINTON SHUTTLE COCKS BIRDS	GROSS				2083
100 U KINGDOM			74	762	
215 INDIA			17	51	
216 PAKISTAN	21	179	61	641	
318 DENMARK	38	1172	148	3836	
335 GERMANY W	153	861	153	861	
347 JAPAN			18	129	
400 U STATES	110	3549	454	14684	
	322	5761	925	20964	
MANUFACTURES OF FEATHERS N O P					2084
100 U KINGDOM		335		814	
207 UN SO AFR				375	
215 INDIA				874	
231 HONG KONG				68	
327 FRANCE				1430	
352 MEXICO				643	
400 U STATES		1564		9635	
		1899		13839	
FEATHERBONE COILS					2085
400 U STATES		745		2448	
		745		2448	
QUILLS NATURAL OR UNPLUMED					2086
231 HONG KONG		846		846	
304 ARGENTINA				1721	
327 FRANCE		750		750	
365 POLAND		1118		1118	
400 U STATES		575		5852	
		3289		10287	
COO HAODOCK POLLOCK FRESH	LB				2091
100 U KINGDOM	9780	1897	12146	2434	
381 ALASKA	10000	2107	48434	8752	
400 U STATES	51732	10958	172250	34877	
	71512	14962	232830	46063	
HALIBUT FRESH	LB				2092
381 ALASKA	13859	2827	221223	56098	
400 U STATES	88307	18751	375898	95047	
	102166	21578	597121	151145	
FISH LIVERS	LB				2093
381 ALASKA			410	102	
400 U STATES	31100	3009	97009	11647	
	31100	3009	97419	11749	
HERRINGS FRESH	LB				2094
400 U STATES	5400	493	12240	952	
	5400	493	12240	952	
LIVE FISH AND EGGS PROPAGATING					2095
400 U STATES		940		7903	
		940		7903	
LOBSTERS FRESH	LB				2096
400 U STATES	19600	12392	37723	21584	
	19600	12392	37723	21584	
MACKEREL FRESH	LB				2097
400 U STATES			800	92	
			800	92	
OYSTERS SEED AND BREEDING					2098
OYSTERS IN THE SHELL	BRL				2099
400 U STATES	73	1206	215	4191	
	73	1206	215	4191	
OYSTERS SHELLED IN BULK	GAL				2100
400 U STATES	5735	41372	24223	177213	
	5735	41372	24223	177213	
SALMON FRESH	LB				2101
381 ALASKA			8250	3820	
400 U STATES	34058	14094	170803	73667	
	34058	14094	179053	77487	

IMPORTS INTO CANADA FOR CONSUMPTION

Articles and Countries from which Imported	MONTH OF MARCH 1957		THREE MONTHS ENDED MARCH 1957		Class Number
	Quantities	Values (\$)	Quantities	Values (\$)	
SQUID FRESH					2102
231 HONG KONG		466		4077	
347 JAPAN				62	
400 U STATES		1018		3636	
		1484		7775	
FISH ALL OTHER FRESH	LB				2103
100 U KINGDOM			1978	774	
231 HONG KONG			1190	435	
318 DENMARK	2000	1025	2000	1025	
347 JAPAN	59990	17343	989215	150315	
354 NETHRLNDS			1000	225	
381 ALASKA	2000	520	2000	520	
400 U STATES	363503	46051	724389	109469	
	427493	64939	1721772	262763	
COO HAODOCK POLLOCK DRIED	LB				2111
100 U KINGDOM		1995	20183	4204	
359 NORWAY		650	2205	650	
	11205	2645	22388	4854	
COO HAODOCK POLLOCK SALTED	LB				2113
HERRINGS SALTED	LB				2115
100 U KINGDOM	98355	14688	189007	25561	
318 DENMARK			2250	328	
354 NETHRLNDS	44633	7071	206106	33599	
359 NORWAY	4110	736	81703	8576	
375 SWEDEN			264	55	
400 U STATES			21000	3713	
	147098	22495	500330	71832	
SALMON SALTED	LB				2118
231 HONG KONG			578	189	
400 U STATES			240	191	
			818	380	
SALMON SMOKEO	LB				2119
400 U STATES			275	251	
			275	251	
FISH ORIED N O P	LB				2120
231 HONG KONG	970	700	4123	2914	
347 JAPAN	750	287	2025	827	
400 U STATES	868	153	3453	603	
	2588	1140	9601	4344	
FISH ALL OTHER SALTEO	LB				2121
100 U KINGDOM			12780	1528	
231 HONG KONG	8180	3278	27770	11729	
372 SPAIN			22875	5049	
400 U STATES	2785	1210	7709	3153	
	10965	4488	71134	21459	
FISH OTHER SMOKEO OR BDNELESS	LB				2122
100 U KINGDOM	57434	9088	135702	22156	
231 HONG KONG			362	119	
335 GERMANY W			1412	230	
354 NETHRLNDS			7425	945	
400 U STATES	24184	5277	46272	12629	
	81618	14365	191173	36079	
CRABS CLAMS SHRIMPS CANNEO	LB				2131
347 JAPAN	37119	8939	198021	47170	
359 NORWAY	4070	2227	4851	3440	
400 U STATES	90800	111207	339119	395611	
	131989	122373	541991	446221	
KIPPERED HERRINGS CANNEO	LB				2132
100 U KINGDOM	1350	307	37038	8735	
326 FINLAND			890	547	
354 NETHRLNDS	2929	953	2929	953	
359 NORWAY	8271	2289	55000	16613	
	12550	3549	95857	26848	
LOBSTERS CANNED PREPARED N O P	LB				2133
400 U STATES			160	207	
			160	207	
OYSTERS SHELLED IN CANB	QUART				2136
400 U STATES	3849	6677	31721	54765	
	3849	6677	31721	54765	
OYSTERS PREPAREO PRESERVED NOP	LB				2137
231 HONG KONG	2318	2630	5118	5275	
347 JAPAN	19241	10344	58897	29996	
400 U STATES	4849	4485	25253	18558	
	26408	17459	89268	53829	
SALMON CANNED PREPARED N O P	LB				2138
347 JAPAN			2377464	1165593	
400 U STATES	419	431	1177	719	
	419	431	2378641	1166312	
PILCHARD CANNED	LB				2139
400 U STATES	2025	261	2025	261	
	2025	261	2025	261	
ANCHOVIES SARDINES CANNEO	LB				2140
100 U KINGDOM	391	163	391	163	
318 DENMARK	26076	12325	41188	19499	
327 FRANCE	2645	1159	3623	1976	
335 GERMANY W			553	211	
353 MOROCCO	23438	9864	23438	9864	
359 NORWAY	82568	40361	278972	164741	
366 PORTUGAL	22543	16083	82120	51105	
375 SWEOEN	4047	1610	4398	1855	
388 YUGO SLAV			12944	9847	
400 U STATES	12932	9696	18612	14397	
	174640	91261	466239	273658	

IMPORTS INTO CANADA FOR CONSUMPTION

Articles and Countries from which Imported	MONTH OF MARCH 1957		THREE MONTHS ENDED MARCH 1957		Class Number
	Quantities	Values (\$)	Quantities	Values (\$)	
TUNA FISH CANNED					
347 JAPAN	LB 199156	67165	420179	144070	2143
366 PORTUGAL	625	510	1976	1497	
	199781	67675	422155	145567	
FISH PRESERVED IN OIL N O P					
231 HONG KONG		825		6513	2144
318 DENMARK		934		934	
327 FRANCE				549	
335 GERMANY W		311		3163	
336 GREECE		123		123	
344 ITALY				931	
347 JAPAN		7258		10832	
354 NETHRLNDS				555	
363 PERU		25137		86536	
366 PORTUGAL		6507		17215	
400 U STATES		252		1099	
		41347		128450	
FISH PREPARED OR PRESERVED NOP					
100 U KINGDOM		1768		4243	2145
231 HONG KONG		2563		8073	
318 DENMARK		842		842	
327 FRANCE				172	
335 GERMANY W		242		1776	
344 ITALY				250	
347 JAPAN		1678		4493	
352 MEXICO				4058	
354 NETHRLNDS		95		296	
359 NORWAY		382		1071	
366 PORTUGAL		223		223	
400 U STATES		28743		43916	
		36536		69413	
HERRINGS CANNED					
100 U KINGDOM	LB 315	82	13566	2266	2146
231 HONG KONG			396	257	
318 DENMARK	615	211	615	211	
335 GERMANY W	5885	1685	52824	12475	
354 NETHRLNDS	243	60	1461	286	
359 NORWAY	4045	1403	5605	1920	
375 SWEDEN	3161	1791	3395	1933	
400 U STATES			390	138	
	14264	5232	78252	19486	
FISH OFFAL OR REFUSE					
400 U STATES	CWT 1679	3280	2653	5660	2151
	1679	3280	2653	5660	
SPONGES OF MARINE PRODUCTION					
100 U KINGDOM				677	2152
316 CUBA		8675		11878	
336 GREECE				492	
344 ITALY		463		816	
379 TURKEY		246		318	
400 U STATES		8137		9178	
		17521		23359	
FISHERY PRODUCTS N O P					
100 U KINGDOM		131		266	2153
221 B GUIANA		52		52	
231 HONG KONG		17487		46517	
234 AUSTRALIA				1055	
335 GERMANY W		193		726	
347 JAPAN		3455		8736	
352 MEXICO		2965		19221	
354 NETHRLNDS		102		102	
359 NORWAY		103		103	
400 U STATES		148627		329333	
		173115		406111	
FISH MEAL					
	CWT				2154
FUR SKINS CHINA AND JAP MINK					
400 U STATES	NO		1000	2557	2155
			1000	2557	
FUR SKINS OPOSSUM UNDRRESSED					
400 U STATES	NO		1018	661	2156
			1018	661	
FUR SKINS RACCOON UNDRRESSED					
400 U STATES	NO 33645	102948	124538	343813	2157
	33645	102948	124538	343813	
FUR SKINS SHEEP LAMB UNDRRESSED					
234 AUSTRALIA	NO		1689	2995	2158
304 ARGENTINA	204	726	6104	12301	
386 URUGUAY			380	730	
400 U STATES	23167	50271	56925	115026	
	23371	50997	65098	131052	
FUR SKINS MARINE UNDRRESSED					
400 U STATES	NO		63	365	2161
			63	365	
FUR SKINS FOX UNDRRESSED					
100 U KINGDOM	NO 251	2526	1030	12802	2162
326 FINLAND	203	2207	203	2207	
375 SWEDEN	530	6298	530	6298	
400 U STATES			238	1503	
	984	11031	2001	22810	
FUR SKINS KOLINSKY UNDRRESSED					
100 U KINGDOM	NO 2335	2847	5625	8852	2163
313 CHINA	2497	2598	13498	15717	
	4832	5445	19123	24569	
FUR SKINS MINK UNDRRESSED					
100 U KINGDOM	NO 4154	33756	5333	44044	2164

IMPORTS INTO CANADA FOR CONSUMPTION

Articles and Countries from which Imported	MONTH OF MARCH 1957		THREE MONTHS ENDED MARCH 1957		Class Number
	Quantities	Values (\$)	Quantities	Values (\$)	
318 DENMARK	1578	14174	2024	19273	
326 FINLAND			929	16890	
334 ST PIERRE			277	6141	
359 NORWAY	248	2415	248	2415	
375 SWEDEN	257	3300	257	3300	
380 USSR	1002	8004	1002	8004	
400 U STATES	33181	533323	143375	2403725	
	40420	594972	153445	2503792	
FUR SKINS MUSKRAT UN DRESSED	NO				2165
400 U STATES	303406	369113	1369951	1628302	
	303406	369113	1369951	1628302	
FUR SKINS PERSIAN LAMB UN DRESS	NO				2166
100 U KINGDOM	54101	340656	74997	470042	
216 PAKISTAN	2330	9976	4010	17008	
354 NETHRLNDS			3184	18756	
380 USSR			1496	10472	
400 U STATES	40702	365146	213259	1802612	
	97133	715778	296946	2318890	
FUR SKINS RABBIT UN DRESSED	NO				2167
313 CHINA	20000	2842	20000	2842	
327 FRANCE	7000	3480	56000	25113	
347 JAPAN			5000	1931	
400 U STATES	9850	4359	15332	6796	
	36850	10681	96332	36682	
FUR SKINS SQUIREL UN DRESSED	NO				2168
100 U KINGDOM	3000	1608	3000	1608	
400 U STATES	27500	16429	71200	50514	
	30500	18037	74200	52122	
FUR SKINS UN DRESSED N O P	NO				2169
100 U KINGDOM	26470	26791	52617	68543	
313 CHINA	8760	4414	8760	4414	
400 U STATES	12303	96150	26436	260873	
	47533	127355	87813	333830	
ASTRACHAN RUSSIAN HARE DRESSED					2171
RABBIT SKINS DRESSED N O P	DOZ				2172
306 BELGIUM	584	1549	1001	2869	
313 CHINA	4167	8422	4584	9631	
400 U STATES	18	61	18	61	
	4769	10032	5603	12581	
FUR SKINS DRESSED N O P					2173
100 U KINGDOM		27868		42347	
304 ARGENTINA				4017	
335 GERMANY W				1891	
344 ITALY				110	
386 URUGUAY				1100	
400 U STATES		61087		468394	
		88955		517859	
HATTERS FURS NOT ON THE SKIN	LB				2174
100 U KINGDOM			2500	10250	
306 BELGIUM	4150	9805	7450	19368	
327 FRANCE	6150	16953	6795	19500	
335 GERMANY W	5055	14303	8235	23950	
344 ITALY	900	1961	900	1961	
400 U STATES	14091	65953	35431	151151	
	30346	108975	61311	226180	
FUR SKINS SHEEP DRESSED					2175
100 U KINGDOM		1245		1245	
400 U STATES		21453		37489	
		22698		38734	
MANUFACTURES OF FUR N O P					2181
100 U KINGDOM		1600		4540	
234 AUSTRALIA		125		125	
335 GERMANY W				120	
365 POLAND				603	
372 SPAIN				62	
375 SWEDEN				56	
400 U STATES		70918		183196	
		72643		188702	
BRISTLES ANIMAL	LB				2191
100 U KINGDOM	6215	15699	67511	195457	
231 HONG KONG			133	279	
327 FRANCE			3407	9436	
335 GERMANY W	220	336	220	336	
354 NETHRLNDS	6963	11449	17113	33900	
400 U STATES	1523	1264	2931	5947	
	14923	28748	91315	245355	
HAIR UNMANUFACTURED	LB				2192
317 CZECHO S			11	250	
335 GERMANY W	18	359	35	644	
354 NETHRLNDS			50000	15840	
400 U STATES	161658	24767	513097	92278	
	161676	25126	563143	109012	
HORSE HAIR	LB				2193
100 U KINGDOM			34	234	
304 ARGENTINA	253	430	435	923	
352 MEXICO			567	848	
400 U STATES	2467	4222	30722	44252	
	2720	4652	31758	46257	
HAIR CURLED DYED N O P					2194
100 U KINGDOM		389		830	
335 GERMANY W		421		1170	
400 U STATES		1126		4117	
		1936		6117	
MANUFACTURES OF HAIR NOP					2195
100 U KINGDOM		462		4091	

IMPORTS INTO CANADA FOR CONSUMPTION

Articles and Countries from which Imported	MONTH OF MARCH 1957		THREE MONTHS ENDED MARCH 1957		Class Number
	Quantities	Values (\$)	Quantities	Values (\$)	
231 HONG KONG				2049	
313 CHINA				6368	
327 FRANCE		461		1772	
335 GERMANY W		275		519	
400 U STATES		2098		6049	
HORSE HIDES		3296		20848	
	NO				2200
100 U KINGDOM	200	1652	200	1652	
400 U STATES	194	1073	531	3874	
	394	2725	731	5526	
CALF SKINS AND KIPS RAW					2201
	NO				
344 ITALY			2000	13648	
375 SWEDEN	500	1610	500	1610	
400 U STATES	77373	202531	175549	489428	
	77873	204141	178049	504686	
CATTLE HIDES RAW					2202
	NO				
236 NEW ZEAL			300	2792	
400 U STATES	74707	382287	208371	1124548	
	74707	382287	208671	1127340	
SHEEP SKINS RAW					2203
	NO				
100 U KINGDOM	1236	1007	1236	1007	
304 ARGENTINA	1050	1613	1628	1798	
400 U STATES	86722	108705	138975	195635	
	89008	111325	141839	198440	
OTHER HIDES AND SKINS RAW NOP					2204
	NO				
400 U STATES	175	336	1488	3229	
	175	336	1488	3229	
GOAT SKINS AND KID SKINS RAW					2205
	NO				
400 U STATES	480	346	9222	7925	
	480	346	9222	7925	
HIDE SECTIONS OR BELLIES					2206
	NO				
100 U KINGDOM	390	1014	390	1014	
384 P RICO			11060	41860	
400 U STATES	23097	27415	84080	89283	
	23487	28429	95530	132157	
LEATHER DRESSED KID					2210
100 U KINGDOM		48388		116522	
327 FRANCE				97	
335 GERMANY W		2089		12467	
372 SPAIN		1621		18795	
400 U STATES		24380		98376	
		76478		246167	
BELTING LEATHER IN BUTTS					2211
100 U KINGDOM		6057		11155	
327 FRANCE		1649		3848	
335 GERMANY W				102	
354 NETHRLNDS				1797	
400 U STATES		6115		18779	
		13821		35681	
LEATHER TANNED N O P					2213
100 U KINGDOM		15146		29916	
215 INDIA		12645		12645	
236 NEW ZEAL				1141	
306 BELGIUM				3937	
327 FRANCE				1249	
400 U STATES		23228		54197	
		51019		103085	
LEATHER DRESSED N O P					2215
100 U KINGDOM		99143		274777	
234 AUSTRALIA				1244	
236 NEW ZEAL				2198	
306 BELGIUM				702	
327 FRANCE		53614		139875	
335 GERMANY W				5264	
354 NETHRLNDS				1612	
376 SWITZRLND		77		77	
400 U STATES		131449		439034	
		284283		864783	
CHAMOIS SKIN					2216
100 U KINGDOM		43866		95185	
400 U STATES				152	
		43866		95337	
PATENT AND UPHOLSTERY LEATHER					2217
400 U STATES		22446		75322	
		22446		75322	
SOLE LEATHER					2218
	LB				
100 U KINGDOM	3113	1400	4931	2321	
400 U STATES	58820	17342	131659	43396	
	61933	18742	136590	45717	
SCRAP LEATHER					2219
400 U STATES		5404		19026	
		5404		19026	
PIG MOROCCO ROLLER LEATHERS					2220
100 U KINGDOM		25243		80977	
318 DENMARK		156		156	
400 U STATES		6848		16602	
		32247		97735	
LEATHER FROM EAST INDIA KIP					2221
100 U KINGDOM		64182		227269	
400 U STATES		186		331	
		64368		227600	
LEATHER FOR GLOVES OR CLOTHING					2224
100 U KINGDOM		103703		251413	
375 SWEDEN		109		410	
400 U STATES		188206		546535	
		292018		798358	

IMPORTS INTO CANADA FOR CONSUMPTION

Articles and Countries from which Imported	MONTH OF MARCH 1957		THREE MONTHS ENDED MARCH 1957		Class Number
	Quantities	Values (\$)	Quantities	Values (\$)	
LEATHER FOR UPHOLSTERY LEATHER					
100 U KINGDOM		17173		49590	2225
400 U STATES		2205		5015	
		19378		54605	
CRUST OIL LEATHER FOR CHAMOIS					
100 U KINGDOM				72	2226
				72	
BOOTS AND SHOES PEGGED LEATHER	PAIR				2231
BOOTS AND SHOES MENS LEATHER	PAIR				2232
100 U KINGDOM	38563	204988	117276	591819	
305 AUSTRIA	72	1477	132	3036	
326 FINLAND			6	63	
327 FRANCE	1006	6739	1282	8855	
335 GERMANY W	1178	5186	2347	12927	
344 ITALY	2272	14868	4556	30457	
354 NETHRLNDS			101	451	
376 SWITZRLND	184	2324	339	3873	
400 U STATES	10419	46035	29205	131161	
	53694	281617	155244	782642	
BOOTS AND SHOES WOMENS LEATHER	PAIR				2233
100 U KINGDOM	12476	70863	35792	207941	
215 INDIA			148	294	
231 HONG KONG	740	517	740	517	
305 AUSTRIA	12	92	12	92	
306 BELGIUM			801	6551	
327 FRANCE			20	169	
335 GERMANY W	387	1982	1256	6796	
344 ITALY	6181	30257	12090	55784	
347 JAPAN	9720	3424	11160	3932	
352 MEXICO			3340	3453	
354 NETHRLNDS			41	162	
376 SWITZRLND	1644	13245	2515	19778	
400 U STATES	68960	252250	184230	714897	
	100120	372630	252145	1020366	
BOOTS SHOES CHILDRENS LEATHER	PAIR				2234
100 U KINGDOM	42313	37312	71772	64529	
335 GERMANY W	31	99	350	1439	
344 ITALY	132	117	402	377	
347 JAPAN	5772	1458	6012	1658	
400 U STATES	16265	27129	27875	47527	
	64513	66115	106411	115600	
GARMENTS LEATHER					2235
100 U KINGDOM		1049		2219	
306 BELGIUM				136	
335 GERMANY W				176	
344 ITALY		185		185	
400 U STATES		1064		4216	
		2298		6932	
GLOVES MITTS LEATHER	N O P				2236
100 U KINGDOM		27066		40153	
216 PAKISTAN		1119		1119	
317 CZECHO S		114		114	
327 FRANCE		6921		12021	
335 GERMANY W		2417		2417	
344 ITALY		1275		1333	
347 JAPAN		2165		5867	
354 NETHRLNDS				56	
372 SPAIN		196		196	
376 SWITZRLND				479	
400 U STATES		14093		24165	
		55366		87920	
GLOVES OF KID WOMENS					2237
100 U KINGDOM		185		1709	
306 BELGIUM		1225		1225	
327 FRANCE		33795		71144	
335 GERMANY W		24641		30008	
344 ITALY				1286	
		59846		105372	
HARNES AND SADDLERY					2238
100 U KINGDOM		4928		17332	
335 GERMANY W				428	
400 U STATES		30396		51076	
		35324		68836	
LEATHER BELTING					2239
100 U KINGDOM		439		3535	
318 DENMARK				361	
335 GERMANY W		781		781	
354 NETHRLNDS				183	
400 U STATES		3043		12577	
		4263		17437	
MFRS OF LEATHER OR RAWHIDE NOP					2241
100 U KINGDOM		13032		34186	
216 PAKISTAN		156		260	
231 HONG KONG				242	
305 AUSTRIA		68		68	
306 BELGIUM		57		57	
327 FRANCE				423	
335 GERMANY W		3745		4866	
344 ITALY		1054		1900	
347 JAPAN		604		1399	
354 NETHRLNDS		633		633	
372 SPAIN				135	
376 SWITZRLND				590	
400 U STATES		72405		167088	
		91754		211847	

IMPORTS INTO CANADA FOR CONSUMPTION

Articles and Countries from which Imported	MONTH OF MARCH 1957		THREE MONTHS ENDED MARCH 1957		Class Number
	Quantities	Values (\$)	Quantities	Values (\$)	
SOLES AND HEELS LEATHER					2243
100 U KINGDOM		1150		1508	
400 U STATES		9851		22201	
		11001		23709	
SHOE LIFTS AND WELTING LEATHER					2244
100 U KINGDOM		207		207	
400 U STATES		3904		10166	
		4111		10373	
STRAPS LEATHER					2245
100 U KINGDOM		6871		18268	
231 HONG KONG		445		1504	
327 FRANCE				659	
335 GERMANY W		1928		4427	
344 ITALY		93		169	
347 JAPAN		512		1579	
354 NETHRLNDS				383	
375 SWEDEN		85		85	
376 SWITZRLND		2906		5879	
400 U STATES		19095		40694	
		31935		73647	
BICYCLE SADDLES					2246
100 U KINGDOM	NO	1562	5963	5748	
335 GERMANY W		6725	14219	7976	
354 NETHRLNDS			5975	5133	
400 U STATES		3741	7571	7319	
		12028	33728	26176	
BEEF AND VEAL FRESH					2251
236 NEW ZEAL	LB	14782	73597	17662	
381 ALASKA		3427	7932	4596	
400 U STATES		462282	1424565	474091	
		480421	1506094	496349	
MUTTON AND LAMB FRESH					2252
234 AUSTRALIA	LB	465266	2854235	595311	
236 NEW ZEAL		185305	928255	197711	
381 ALASKA		205	205	167	
400 U STATES		62570	272510	96139	
		713346	4055205	889328	
PORK FRESH					2253
234 AUSTRALIA	LB	1980	18300	8382	
		1980	18300	8382	
POULTRY NOP GAME					2254
234 AUSTRALIA	LB		6000	2342	
381 ALASKA			155	101	
400 U STATES		65255	216980	85353	
		65255	223135	87796	
MEATS FRESH N O P					2257
316 CUBA	LB		300	439	
400 U STATES		5387	19502	16308	
		5387	19802	16747	
EDIBLE OFFAL FRESH					2258
234 AUSTRALIA	LB	753	25994	12439	
236 NEW ZEAL		189	189	63	
400 U STATES		156267	446744	85301	
		157209	472227	97803	
CHICKENS AND FOWL					2259
381 ALASKA	LB	50	376	259	
400 U STATES		508329	1252147	322062	
		508379	1252523	322321	
TURKEYS					2260
381 ALASKA	LB		274	121	
400 U STATES		306078	1019200	390502	
		306078	1019474	390623	
BACON HAMS OTHER PORK PREPARED					2261
400 U STATES	LB	51330	62138	31191	
		51330	62138	31191	
BEEF PICKLED					2263
400 U STATES	LB	749592	2396481	460618	
		749592	2396481	460618	
CANNED MEATS POULTRY GAME NOP					2264
100 U KINGDOM	LB	106563	348078	81195	
231 HONG KONG		42	351	358	
234 AUSTRALIA			64434	12923	
236 NEW ZEAL			36000	15541	
304 ARGENTINA		7260	7260	1316	
318 DENMARK		8284	17236	12396	
327 FRANCE		1372	6837	7234	
354 NETHRLNDS		726	6190	1559	
400 U STATES		127136	509935	155766	
		251383	996321	288282	
EXTRACTS OF MEAT FLUID BEEF					2265
100 U KINGDOM	LB	11160	13224	12126	
234 AUSTRALIA			42672	59733	
304 ARGENTINA			7392	8493	
362 PARAGUAY			2471	450	
386 URUGUAY			224	484	
400 U STATES		389	357	357	
		11449	66340	81643	
MEATS PREPARED NOT CANNED					2266
400 U STATES	LB	58540	118371	86986	
		58540	118371	86986	
PORK BARRELLED IN BRINE					2267
	LB				
PORK DRY SALTED					2268
	LB				
SAUSAGE					2269
381 ALASKA	LB	106	686	266	

IMPORTS INTO CANADA FOR CONSUMPTION

Articles and Countries from which Imported	MONTH OF MARCH 1957		THREE MONTHS ENDED MARCH 1957		Class Number
	Quantities	Values (\$)	Quantities	Values (\$)	
400 U STATES	4847	3000	12400	7762	
SDUPS SOUP PREPARATIONS N O P	4953	3055	13086	8028	2270
100 U KINGDOM		290		1173	
354 NETHRLNDS		3364		4686	
362 PARAGUAY				2678	
376 SWITZRLND		7560		27253	
381 ALASKA		119		119	
400 U STATES		36087		222076	
MEAT PIES FROZEN	LB	47420		257985	2271
400 U STATES		192680	497899	191773	
COMPLETE DINNERS MEAT FROZEN	LB	192680	497899	191773	2272
400 U STATES		10557	202579	136802	
BEEF CANNED N O P	LB	10557	202579	136802	2273
100 U KINGDOM		240	240	63	
234 AUSTRALIA		113121	318890	81396	
304 ARGENTINA			13950	3273	
318 DENMARK		1500	3900	2842	
400 U STATES		1934	2599	2804	
CORNED BEEF CANNED	LB	116795	339579	90378	2274
234 AUSTRALIA		61920	707792	242933	
304 ARGENTINA		494100	887700	192520	
327 FRANCE		7000	43000	11692	
362 PARAGUAY		21600	111600	30289	
386 URUGUAY			135000	31241	
MILK SKIM PDWDERED	LB	584620	1885092	508675	2280
100 U KINGDOM		57813	1102751	122736	
234 AUSTRALIA			179200	21225	
236 NEW ZEAL			1764430	174230	
316 CUBA			321500	24704	
400 U STATES		97833	138933	18224	
MILK AND CREAM FRESH	GAL	155646	3506814	361119	2281
318 DENMARK			2160	6155	
400 U STATES		70	1145	6061	
BUTTER *	LB	70	3305	12216	2282 *
400 U STATES			* 40440	* 24116	
CASEIN	LB		40440	24116	2283
400 U STATES		1700	6550	2472	
CHEESE	LB	1700	6550	2472	2284
100 U KINGDOM		11191	18944	8326	
236 NEW ZEAL			1800	572	
304 ARGENTINA		962	15446	5884	
305 AUSTRIA		4605	11917	4887	
318 DENMARK		191786	450737	167934	
326 FINLAND		2967	4515	1125	
327 FRANCE		28486	91495	46423	
335 GERMANY W		5320	22673	11360	
344 ITALY		111595	364230	171609	
354 NETHRLNDS		82740	200480	79390	
359 NORWAY		3136	7169	3336	
375 SWEDEN		501	501	246	
376 SWITZRLND		168802	418712	239491	
400 U STATES		103853	533193	260472	
MILK CONDENSED OR EVAPORATED	LB	715944	2141812	1001055	2285
400 U STATES			4900	1407	
MILK WHOLE POWDERED	LB		4900	1407	2286
100 U KINGDOM		22400	22400	5671	
354 NETHRLNDS		641	641	309	
389 IRELAND			22400	5690	
400 U STATES		3107	5842	3896	
DRIED WHEY DRIED BUTTERMILK	LB	26148	51283	15586	2287
400 U STATES		59000	137789	10899	
DLEIC ACID OR RED OIL	LB	59000	137789	10899	2288
400 U STATES		45916	72194	13594	
STEARIC ACID	LB	45916	72194	13594	2289
100 U KINGDDM			10000	1568	
400 U STATES		20600	107030	17257	
LARD OIL	GAL	20600	117030	18825	2291
400 U STATES		42	428	822	
MEATS FOOT OIL	GAL	42	428	822	2292
ANIMAL OIL N D P	GAL				2293
100 U KINGDOM			247	259	
400 U STATES		360	6454	9314	
		360	6701	9573	

*Imported for use in the manufacture of sweetened condensed milk for export and not for consumption in Canada.

IMPORTS INTO CANADA FOR CONSUMPTION

Articles and Countries from which Imported	MONTH OF MARCH 1957		THREE MONTHS ENDED MARCH 1957		Class Number	
	Quantities	Values (\$)	Quantities	Values (\$)		
GLUE N O P	400 U STATES	1 630 00	29 304	253 200	52 699	2333
		321 400	53 673	701 472	125 613	
	100 U KINGDOM	LB 3712	441	10 642	1 579	2333
	375 SWEDEN			4 409	2152	
	400 U STATES	9 477	59 34	18 770	10 267	2336
		131 89	6375	33 821	13 998	
GUT AND MANUFACTURES N O P	100 U KINGDOM		453		3112	2336
	234 AUSTRALIA		348		2913	
	327 FRANCE				119	2337
	400 U STATES		2216		2998	
HONEY			3017		9142	2337
	100 U KINGDOM	LB 360	226	1 316	863	
	224 JAMAICA			240	70	2338
	354 NETHRLNDS	404	157	404	157	
	388 YUGO SLAV	330	125	330	125	2338
	400 U STATES	474 551	73 674	1430 709	209 320	
		475 645	74 182	1432 999	210 535	2338
MANURES ANIMAL	400 U STATES	CWT 5945	9490	12 144	19 428	2338
		5945	9490	12 144	19 428	
MUSK IN PODS OR GRAINS						2339
RENNET RAW AND PREPARED	400 U STATES	LB 18239	8183	48 564	17 412	2340
		18239	8183	48 564	17 412	
SAUSAGE CASINGS UNCLEANNED	400 U STATES	LB 6000	1152	41 500	81 36	2341
		6000	1152	41 500	81 36	
SAUSAGE CASINGS CLEANED	234 AUSTRALIA	8902	19 785	104 946	165 074	2342
	236 NEW ZEAL	5883	20 673	57 136	115 106	
	354 NETHRLNDS			280	488	2343
	400 U STATES	3395	3012	22 895	20 941	
		18180	43 470	185 257	301 609	2343
TANKAGE	400 U STATES	CWT 14569	30 632	24 293	47 994	
		14569	30 632	24 293	47 994	2344
ANIMAL PRODUCTS N O P	100 U KINGDOM		589		1606	
	231 HONG KONG		1464		2814	
	327 FRANCE				389	2345
	335 GERMANY W		53		176	
	347 JAPAN		822		3366	2345
	354 NETHRLNDS		51		290	
	400 U STATES		19 667		62 334	2345
			22 646		70 975	
HORSE MEAT AND MEAT FOR FEED	400 U STATES	CWT 1846	18 072	10 375	76 540	2345
		1846	18 072	10 375	76 540	
DOG FOOD AND PET STOCK FOOD	231 HONG KONG				203	2347
	306 BELGIUM				63	
	400 U STATES		22 348		73 884	2348
			22 348		74 150	
TARIFF 206 254 635 679 686 699	400 U STATES		336		2336	2348
			336		2336	

IMPORTS INTO CANADA FOR CONSUMPTION

Articles and Countries from which Imported	MONTH OF MARCH 1957		THREE MONTHS ENDED MARCH 1957		Class Number
	Quantities	Values (\$)	Quantities	Values (\$)	
GROUP 3					
FIBRES TEXTILES AND PRODUCTS					
RAW COTTON					
	CWT				3001
215 INDIA	497	12978	497	12978	
352 MEXICO	1018	29259	2010	58979	
400 U STATES	177501	5191922	490570	14260516	
	179016	5234159	493077	14332473	
COTTON LINTERS N O P					
	LB				3002
309 BRAZIL			51256	6494	
323 EL SALVO	98883	7119	181736	12289	
352 MEXICO			158510	9182	
358 NICARAGUA			23512	1327	
400 U STATES	1424450	115501	5653609	406873	
	1523333	122620	6068623	436165	
COTTON LINTERS FOR PAPER					
	LB				3003
BATTS BATTING WADDING COTTON					
	LB				3004
400 U STATES	107415	53148	258056	137724	
	107415	53148	258056	137724	
CARDED SLIVER COTTON FIBRES					
	LB				3005
COTTON THREAD					
	LB				3009
100 U KINGDOM	3525	8449	7270	17236	
317 CZECHO S	2427	1962	16026	15332	
344 ITALY	326	1314	1963	2564	
354 NETHRLNDS	22	58	22	58	
376 SWITZRLND	424	823	3464	7280	
400 U STATES	61997	105931	173654	278862	
	68721	118537	202399	321332	
COTTON YARNS SINGLES N O P					
	LB				3011
100 U KINGDOM	14937	17304	59001	63303	
400 U STATES	52053	44214	143592	124545	
	66990	61518	202593	187848	
YARNS SINGLES FOR KNIT GOODS					
	LB				3012
100 U KINGDOM			2402	2977	
400 U STATES	60965	43559	121012	90779	
	60965	43559	123414	93756	
COTTON YARNS N O P					
	LB				3013
100 U KINGDOM	16284	9518	31608	28550	
335 GERMANY W			20	77	
400 U STATES	106223	103380	475396	422184	
	122507	112898	507024	450811	
CROCHET KNITTING COTTON N O P					
	LB				3014
100 U KINGDOM			532	2278	
327 FRANCE	862	4063	3354	17698	
400 U STATES	14011	17944	38259	53177	
	14873	22007	42145	73153	
CORDS AND TWINE COTTON N O P					
	LB				3015
100 U KINGDOM	8830	4396	28199	14123	
400 U STATES	21703	21967	64999	67021	
	30533	26363	93198	81144	
COTTON YARNS TINSEL THREAD					
	LB				3017
327 FRANCE			40	389	
400 U STATES	5943	17203	17420	53583	
	5943	17203	17460	53972	
MERCERIZED YARNS 40 AND FINER					
	LB				3018
100 U KINGDOM	778	1232	5635	11871	
400 U STATES	157	487	2266	3635	
	935	1719	7901	15506	
COTTON YARNS HANKS FOR THREAD					
	LB				3019
100 U KINGDOM	85294	133756	292182	459822	
305 AUSTRIA	3669	7041	3669	7041	
400 U STATES	45105	66607	117525	168577	
	134068	207404	413376	635440	
COTTON YARN 2 PLY 80 AND FINER					
	LB				3020
100 U KINGDOM	983	4375	2888	12828	
	983	4375	2888	12828	
COTTON YARN SINGLES FOR THREAD					
	LB				3021
100 U KINGDOM	115573	146767	340782	423429	
	115573	146767	340782	423429	
COTTON YARN TO BE MERCERIZED					
	LB				3022
100 U KINGDOM	6181	12116	27152	48804	
400 U STATES	15717	16755	53015	56675	
	21898	28871	80167	105479	
COTTON YARNS SINGLES 20 TO 40					
	LB				3023
100 U KINGDOM	39574	42386	133154	142629	
400 U STATES	12065	8152	27137	19149	
	51639	50538	160291	161778	
COLOURED COT FAB N O P OVER 80 C					
	LB				3026
100 U KINGDOM	55412	109016	187716	389430	
215 INDIA	6425	5601	10126	9295	
305 AUSTRIA	985	2751	2574	5072	
306 BELGIUM	80636	79927	157616	154007	
317 CZECHO S	23815	27027	98161	107159	
318 DENMARK	109	207	3426	4387	
327 FRANCE	1701	6615	13440	40251	
335 GERMANY W	78523	158834	190375	394622	
344 ITALY	5261	11748	12934	35676	
347 JAPAN	91953	119990	259903	331406	
354 NETHRLNDS	101432	151836	237016	370374	
365 POLAND	2976	3340	10589	11714	

IMPORTS INTO CANADA FOR CONSUMPTION

Articles and Countries from which Imported	MONTH OF MARCH 1957		THREE MONTHS ENDED MARCH 1957		Class Number
	Quantities	Values (\$)	Quantities	Values (\$)	
372 SPAIN	535	2070	555	2134	
375 SWEDEN			831	1787	
376 SWITZRLND	6187	21856	15 427	6 4213	
383 HAWAII			500	945	
400 U STATES	2225890	3331067	6794690	10277346	
	2681840	4031885	7995819	12199818	
COLORED COT FAB NOP 50 TO 80 C	LB				3027
100 U KINGDOM	1847	1231	9654	6807	
215 INDIA	170427	93616	364597	205491	
306 BELGIUM	59242	45195	116600	89510	
317 CZECHO S	3594	2728	15903	11806	
344 ITALY			7929	4831	
347 JAPAN	7502	5559	38689	27345	
354 NETHRLNDS	3239	2377	5407	3937	
365 POLAND	14193	8570	27163	16750	
400 U STATES	94237	65758	337697	234981	
	354281	225034	923639	601458	
COLORED COT FAB NOP UNDER 50 C	LB				3028
100 U KINGDOM			5525	2665	
215 INDIA	97765	45997	205072	94617	
344 ITALY			384	154	
365 POLAND	16102	6876	17800	7592	
400 U STATES	5599	2615	25616	10433	
	119466	55488	254397	115461	
COTTON DENIMS	LB				3029
100 U KINGDOM			838	976	
215 INDIA	18897	10716	33103	18273	
400 U STATES	272941	191497	844219	603582	
	291838	202213	878160	622831	
HANDKERCHIEF COTTON BLEACHED	LB				3030
100 U KINGDOM	1349	1990	4238	6344	
347 JAPAN	7473	7506	12431	12460	
	8822	9496	16669	18804	
COTTON FABRIC NOT BLEACHED NOP	LB				3031
100 U KINGDOM	4316	9768	25459	35132	
215 INDIA	424451	181097	726939	313805	
226 PAKISTAN	10590	5372	10590	5372	
224 JAMAICA	59058	38118	146464	96056	
231 HONG KONG	2687	1615	2687	1615	
305 AUSTRIA			7594	6185	
306 BELGIUM	11441	7525	11441	7525	
317 CZECHO S			10992	8922	
347 JAPAN	69860	49153	317437	237968	
354 NETHRLNDS	908	668	6231	3765	
365 POLAND			5544	2756	
376 SWITZRLND			76	249	
400 U STATES	714145	515800	3388941	2486237	
	1297456	809116	4660395	3205587	
CANTON FLANNELS NOT COLOURED	LB				3032
100 U KINGDOM	15185	35084	53672	110298	
215 INDIA	3906	2700	4346	2999	
306 BELGIUM			6504	3260	
317 CZECHO S			4440	3563	
347 JAPAN	88689	85069	197117	194493	
354 NETHRLNDS	848	639	126848	639	
365 POLAND	15480	10152	126483	79408	
376 SWITZRLND	173	633	246	868	
400 U STATES	69424	77184	296020	362015	
	193705	211461	689676	757543	
TOWELLING IN THE WEB	LB				3033
100 U KINGDOM	235	246	235	246	
215 INDIA			4108	2508	
231 HONG KONG			2500	1625	
400 U STATES			9168	8519	
	235	246	16011	12898	
VOILES SCRIMS NOT COLOURED	LB				3034
100 U KINGDOM	1544	2967	1989	4966	
215 INDIA	1228	814	5207	3177	
231 HONG KONG	4543	3148	4543	3148	
347 JAPAN	2106	1913	14482	13152	
354 NETHRLNDS	3023	2140	8096	5648	
376 SWITZRLND	468	2169	2361	10769	
400 U STATES	23331	26161	87735	102521	
	36243	39312	124413	143381	
COTTON FABRICS BLEACHED N O P	LB				3035
100 U KINGDOM	4817	7940	12658	21565	
215 INDIA			2253	1158	
306 BELGIUM			972	920	
335 GERMANY W	666	875	729	977	
354 NETHRLNDS	4662	5105	5954	6603	
365 POLAND	1276	701	7021	4260	
376 SWITZRLND	153	536	701	2511	
400 U STATES	40310	56794	149623	193297	
	51884	71951	179911	231291	
COTTON CHEESECLOTH AND GAUZE	LB				3036
100 U KINGDOM	12609	15549	26272	32524	
347 JAPAN	6780	5507	6780	5507	
400 U STATES	308025	280939	950223	842558	
	327414	301995	983275	880589	
POPLIN BLEACHED NOT COLOURED	LB				3037
100 U KINGDOM	1958	7001	5643	14031	
347 JAPAN	49507	50170	108107	106752	
354 NETHRLNDS			6803	11774	
376 SWITZRLND	63	433	194	782	
400 U STATES	17126	19357	42754	48636	
	68654	76961	163501	181975	

IMPORTS INTO CANADA FOR CONSUMPTION

Articles and Countries from which Imported	MONTH OF MARCH 1957		THREE MONTHS ENDED MARCH 1957		Class Number	
	Quantities	Values (\$)	Quantities	Values (\$)		
COTTON FABRICS COUNT 100	LB				3039	
100 U KINGDOM	59076	197203	173786	571359		
400 U STATES	115	223	345	960		
	59191	197426	174131	572319		
COTTON FABRICS CUT PILE N O P	LB				3040	
100 U KINGDOM	52	177	82	281		
335 GERMANY W	4414	9759	8085	17518		
400 U STATES	4488	8128	11308	20611		
	8954	18064	19475	38410		
COTTON FABRIC FOR TYPE RIBBON	LB				3041	
100 U KINGDOM	11231	45675	35845	141629		
354 NETHRLNDS			580	1618		
400 U STATES	474	6115	1363	14198		
	11705	51790	37788	157445		
COTTON FABRIC BILLIARD CLOTH	LB				3042	
100 U KINGDOM			249	974		
400 U STATES			458	818		
			707	1792		
SAILCLOTH EGYPTIAN COTTON	LB				3043	
100 U KINGDOM	559	1212	2109	5596		
	559	1212	2109	5596		
FILTER CLOTH FOR MINING	LB				3044	
400 U STATES			46	70		
			46	70		
COTTON FABRIC KNITTED	LB				3045	
100 U KINGDOM	11725	13800	59359	67074		
335 GERMANY W	28	114	28	114		
400 U STATES	77787	122367	206902	323185		
	89540	136281	266289	390373		
COTTON SHADOW CRETONNES	LB				3046	
100 U KINGDOM			77	203		
			77	203		
COTTON GABARDINES	LB				3047	
100 U KINGDOM	6272	12701	11566	27165		
400 U STATES			802	948		
	6272	12701	12368	28113		
COTTON FABRICS 80 TO 99 COUNT	LB				3048	
100 U KINGDOM	3373	10607	10686	34584		
	3373	10607	10686	34584		
COTTON FABRICS CUT WEFT PILE	LB				3049	
100 U KINGDOM	2581	7384	6423	18181		
335 GERMANY W			184	504		
344 ITALY	432	1420	432	1420		
347 JAPAN	36948	50969	96663	129758		
354 NETHRLNDS	106	161	106	161		
400 U STATES	29917	47185	100719	157848		
	69984	107119	204527	307872		
COTTON FABRICS FOR BOOK COVERS	LB				3050	
100 U KINGDOM	10170	9305	26838	25905		
400 U STATES	7972	9646	25464	28824		
	18142	18951	52302	54729		
LACE NOT COLOURED FOR CLOTHING	LB				3051	
100 U KINGDOM	656	1446	4425	8670		
305 AUSTRIA	18558	68892	51798	169630		
306 BELGIUM			19	198		
327 FRANCE	1701	6288	5253	20887		
335 GERMANY W	258	734	390	1178		
344 ITALY			15	454		
347 JAPAN	6549	5299	6797	6371		
376 SWITZRLND	3920	13427	11630	40150		
400 U STATES	9174	46898	20763	119811		
	40816	142984	101090	367349		
LACE COLOURED FOR CLOTHING	LB					3052
100 U KINGDOM	28	106	123	845		
305 AUSTRIA	87	690	87	690		
317 CZECHOS	96	187	448	736		
327 FRANCE	84	551	195	1093		
335 GERMANY W	136	266	261	567		
376 SWITZRLND	80	523	223	2767		
400 U STATES	2728	14578	5444	29724		
	3239	16901	6781	36422		
EMBROIDERIES COTTON N O P	LB				3053	
100 U KINGDOM	1801	3039	2365	4053		
215 INDIA			120	261		
305 AUSTRIA	62	476	218	1496		
306 BELGIUM	83	364	83	364		
327 FRANCE	55	201	106	900		
354 NETHRLNDS	165	707	165	707		
376 SWITZRLND	1675	12712	3903	27597		
400 U STATES	224	1527	1460	8477		
	4065	19026	8420	43855		
LACE BOBBINET NETS COTTON N O P	LB					3054
100 U KINGDOM	1721	3610	4257	8971		
215 INDIA	81	504	218	1218		
231 HONG KONG	21	51	505	1224		
305 AUSTRIA	177	870	354	2378		
306 BELGIUM			25	297		
327 FRANCE	48	925	107	1138		
335 GERMANY W	575	811	648	1118		
344 ITALY	187	2586	187	2586		
347 JAPAN	180	217	434	431		
354 NETHRLNDS	31	143	31	143		
376 SWITZRLND	46	887	52	1141		
400 U STATES	1334	4821	3361	9929		
	4401	15425	10179	30574		

IMPORTS INTO CANADA FOR CONSUMPTION

Articles and Countries from which Imported	MONTH OF MARCH 1957		THREE MONTHS ENDED MARCH 1957		Class Number
	Quantities	Values (\$)	Quantities	Values (\$)	
WHITE COTTON BOBSINET PLAIN 100 U KINGDOM	YD 5046	1325	15165	3982	3055
STOCKINGS COTTON WOMENS CHILDS 100 U KINGDOM	DZ PR 9423	23525	24219	70728	3062
327 FRANCE	6	88	6	88	
372 SPAIN	500	1920	2955	11002	
400 U STATES	6566	19491	17197	49967	
	16495	45024	44377	131785	
STOCKINGS COTTON MENS BOYS 100 U KINGDOM	DZ PR 4161	8290	5833	12856	3063
344 ITALY			11	203	
347 JAPAN			1200	644	
400 U STATES	8230	26406	25152	81291	
	12391	34696	32196	94994	
GLOVES COTTON 100 U KINGDOM	DZ PR 1841	16478	5999	51591	3064
231 HONG KONG	2360	8114	6570	24943	
232 MALTA	35	323	235	1557	
305 AUSTRIA			38	362	
317 CZECHO S	1500	5616	14786	55584	
327 FRANCE	264	3296	753	13776	
335 GERMANY W	2574	15233	6824	43795	
344 ITALY	689	3043	2024	12276	
347 JAPAN	3889	17025	11094	43396	
400 U STATES	1259	8134	6035	31652	
	14411	77262	54358	278932	
SHIRTS COTTON NOT KNITTED 100 U KINGDOM	LB 841	3766	3332	12090	3066
231 HONG KONG	2306	1851	2488	2040	
327 FRANCE			15	62	
344 ITALY	501	1898	596	2168	
347 JAPAN	52496	67994	198554	231100	
365 POLAND	1985	4270	1985	4270	
376 SWITZRLNO	1118	5969	1306	6924	
400 U STATES	24598	59596	54686	134223	
	83845	145344	262962	392977	
UNDERWEAR COTTON KNITTED 100 U KINGDOM	LB 8936	19809	17064	37984	3067
215 INDIA			7417	6247	
306 BELGIUM	339	588	339	588	
335 GERMANY W			200	260	
347 JAPAN	2185	3005	2185	3005	
354 NETHRLNDS	362	720	2190	3691	
376 SWITZRLNO	16	138	16	138	
389 IRELAND	103	196	103	196	
400 U STATES	4632	9918	12018	28435	
	16573	34374	41532	80544	
COTTON CLOTHING N O P WOVEN 100 U KINGDOM	LB 3625	17447	7927	37033	3068
231 HONG KONG	7936	7951	10661	10700	
305 AUSTRIA	114	1299	250	3068	
306 BELGIUM	10	170	426	1137	
327 FRANCE	321	3114	680	5607	
335 GERMANY W	469	3936	1154	7810	
337 GUATEMALA	88	495	88	495	
344 ITALY	311	3859	1236	9522	
347 JAPAN	169415	219814	486823	619762	
352 MEXICO	20	171	185	789	
354 NETHRLNDS	412	763	1134	2889	
360 ISRAEL	1234	6423	3413	13448	
367 AZORES	126	916	206	1689	
375 SWEDEN			151	740	
376 SWITZRLND	1171	7342	2404	17111	
383 HAWAII	38	362	163	1310	
400 U STATES	88189	234859	184822	513126	
	273479	508921	701723	1246236	
DRESSES WVN COTT WOMENS CHLDNS 100 U KINGDOM	NO 383	2454	880	7901	3069
231 HONG KONG			10	100	
305 AUSTRIA	23	241	83	851	
306 BELGIUM			62	128	
327 FRANCE	782	3932	913	6598	
344 ITALY	27	388	68	640	
347 JAPAN	2204	5981	11780	12119	
354 NETHRLMDS	4	80	4	80	
367 AZORES	249	219	249	219	
376 SWITZRLND	70	1169	318	5283	
383 HAWAII	62	481	286	1725	
400 U STATES	48640	161552	98926	325989	
	52444	176497	113579	361653	
SMOCKS OVRALLS WVN COTTON MENS 347 JAPAN	LB 11467	14453	58615	68792	3070
354 NETHRLNDS			206	502	
400 U STATES	43862	72798	84060	140722	
	55329	87251	142881	210023	
RAINCOATS WATERPROOFED COTTON 100 U KINGDOM	NO 6399	60190	8788	79788	3071
231 HONG KONG			960	1389	
306 BELGIUM	36	408	36	408	
318 DENMARK			9	163	
335 GERMANY W	1607	15608	3139	30715	
344 ITALY	37	983	84	2730	
360 ISRAEL	879	6342	879	6342	
375 SWEDEN	14	179	30	444	
376 SWITZRLND	5	50	5	50	

IMPORTS INTO CANADA FOR CONSUMPTION

Articles and Countries from which Imported	MONTH OF MARCH 1957		THREE MONTHS ENDED MARCH 1957		Class Number
	Quantities	Values (\$)	Quantities	Values (\$)	
400 U STATES	2074	7965	5803	23237	
CLTHG NOP COTT KNIT INFTS CHLD	11051	91725	19733	145266	3072
100 U KINGDOM	5161	14462	11989	28003	
231 HONG KONG	3250	3748	4375	4713	
306 BELGIUM	304	841	349	1009	
335 GERMANY W	45	104	486	1774	
347 JAPAN	29509	37578	69959	90630	
354 NETHRLNDR	375	1411	375	1411	
400 U STATES	4771	15253	17674	51164	
CLTHG NOP COTT KNIT WDMNS GRLS	43415	73397	105207	178704	3073
100 U KINGDOM	2518	10759	4566	15963	
305 AUSTRIA	55	690	72	888	
327 FRANCE			5	103	
335 GERMANY W	125	128	125	128	
344 ITALY	64	428	64	428	
347 JAPAN	16378	19508	32178	36491	
354 NETHRLNDR			112	350	
376 SWITZRLND	57	541	57	541	
389 IRELAND	32	68	32	68	
400 U STATES	2850	11024	7057	26057	
CLTHG NOP COTT KNIT MENS BOYS	22079	43146	44268	81017	3074
100 U KINGDOM	14803	32556	19303	43165	
215 INDIA			5049	4165	
231 HONG KONG	3641	2253	7070	5241	
335 GERMANY W			1675	3582	
344 ITALY	110	1074	202	1798	
347 JAPAN	110007	108065	220377	218136	
354 NETHRLNDR	437	808	643	1363	
359 NORWAY			130	391	
376 SWITZRLND	74	268	108	475	
400 U STATES	11489	27704	20893	53109	
BAGS COTTON	140561	172728	275450	331425	3082
400 U STATES	6288	3664	15704	14459	
BELTING OF COTTON	6288	3664	15704	14459	3083
100 U KINGDOM	2340	3037	10422	11708	
400 U STATES	11540	24466	41129	82150	
BLANKETS OF COTTON	13880	27503	51551	93858	3084
100 U KINGDOM	590	534	4337	3822	
306 BELGIUM	44019	33163	108006	80933	
335 GERMANY W	5899	3949	20056	12951	
344 ITALY	8005	3890	8005	3890	
347 JAPAN	60175	12744	83875	23142	
354 NETHRLNDR	485	404	10549	5390	
400 U STATES	4087	4864	38116	43987	
TAPE AND WEBBING HOOK AND EYE	123260	59548	272944	174115	3085
100 U KINGDOM	98	250	157	417	
400 U STATES	55	63	164	422	
BRAIDED WICK FOR CANDLES	153	313	321	839	3086
100 U KINGDOM				732	
372 SPAIN		936		936	
400 U STATES		2761		9497	
CURTAINS COTTON N O P		3697		11165	3087
100 U KINGDOM	97	275	552	1481	
344 ITALY	176	293	176	293	
354 NETHRLNDR			80	112	
376 SWITZRLND	138	1054	299	1570	
400 U STATES	13330	24843	30464	55189	
TABLE AND TRAY CLOTHS COTTON	13741	26465	31571	58645	3088
100 U KINGDOM	5873	14129	17554	38658	
216 PAKISTAN	25	473	25	473	
231 HONG KONG	1423	3287	5790	12206	
306 BELGIUM			917	1499	
313 CHINA	8318	17335	27513	47835	
327 FRANCE	274	1203	364	1502	
335 GERMANY W	910	1011	1596	4371	
347 JAPAN	21246	17986	39831	32899	
354 NETHRLNDR	10000	25141	13902	34803	
367 AZORES	27	262	27	262	
373 CANARY IS			144	431	
376 SWITZRLND	9	215	83	1266	
388 YUGO SLAV			21	116	
400 U STATES	8272	14569	22365	38216	
DUCK SEAMLESS COTTON FOR HOSE	56377	95611	130132	214537	3089
FRINGES AND TASSELS COTTON					3090
400 U STATES	18	60	169	520	
HANDKERCHIEFS COTTON	18	60	169	520	3091
100 U KINGDOM	15305	38662	40331	102370	
231 HONG KONG	40	331	40	331	
306 BELGIUM			50	213	
317 CZECHO S			1272	2915	
327 FRANCE	10	145	19	292	
335 GERMANY W	171	671	183	972	
344 ITALY	56	384	528	1002	

IMPORTS INTO CANADA FOR CONSUMPTION

Articles and Countries from which Imported	MONTH OF MARCH 1957		THREE MONTHS ENDED MARCH 1957		Class Number
	Quantities	Values (\$)	Quantities	Values (\$)	
347 JAPAN	13676	15238	58774	59036	
354 NETHRLNDS	47	263	47	263	
367 AZORES	9	492	9	492	
376 SWITZRLND	1033	11015	4426	41113	
400 U STATES	4045	10781	9632	26105	
	34392	77982	115311	235104	
LADDER TAPES FOR BLINDS	LB				3092
100 U KINGDOM	1396	2229	1493	2400	
400 U STATES	744	824	5481	4335	
	2140	3053	6974	6735	
MANTLE STOCKING FOR GAS LIGHT					3093
QUILTS COUNTERPANES COTTON	LB				3094
100 U KINGDOM	977	1209	4665	6585	
215 INDIA			125	111	
344 ITALY	1288	1080	1288	1080	
347 JAPAN	6162	3620	8822	5395	
354 NETHRLNDS	2582	2371	5827	5384	
372 SPAIN			7934	5160	
400 U STATES	81976	106079	250378	314172	
	92985	114359	279039	337887	
SHEETS COTTON	LB				3095
100 U KINGDOM	310	507	2567	3711	
215 INDIA			50	60	
306 BELGIUM			8211	7188	
347 JAPAN	2300	2216	3690	3166	
354 NETHRLNDS	95	142	95	142	
367 AZORES			245	410	
400 U STATES	66263	77653	225617	260601	
	68968	80518	240475	275278	
TOWELS COTTON	LB				3096
100 U KINGDOM	2968	3561	6700	7547	
215 INDIA	2403	1710	4020	2690	
231 HONG KONG	10597	5402	19532	12303	
306 BELGIUM			293	248	
317 CZECHO S	5566	4330	30591	24195	
347 JAPAN	10909	8349	27812	21393	
354 NETHRLNDS	90	160	551	908	
372 SPAIN			220	331	
376 SWITZRLND			121	350	
400 U STATES	309338	316944	1108066	1123244	
	341871	340456	1197906	1193209	
COTTON MANUFACTURES N O P	LB				3097
100 U KINGDOM	17154	25971	37101	55318	
215 INDIA	450	269	450	269	
216 PAKISTAN			88	912	
231 HONG KONG			355	582	
305 AUSTRIA			887	1542	
306 BELGIUM	231	230	1480	1530	
313 CHINA			100	547	
317 CZECHO S			75	164	
318 DENMARK	45	178	225	1078	
327 FRANCE	58	256	281	770	
335 GERMANY W	464	722	3122	3759	
344 ITALY	29839	7165	34956	8468	
347 JAPAN	5129	4384	16159	12933	
354 NETHRLNDS	5719	5083	6227	5547	
376 SWITZRLND		248	816	2260	
400 U STATES	102269	148427	295927	398541	
	161370	192933	398249	494220	
WASH CLOTHS BATH MATS COTTON	LB				3098
100 U KINGDOM	212	402	408	607	
231 HONG KONG	183	123	1808	1423	
306 BELGIUM	1746	1056	2486	1510	
347 JAPAN	2875	1865	4130	3345	
354 NETHRLNDS			96	132	
400 U STATES	60934	88110	143252	205589	
	65950	91556	152180	212606	
PILLOW CASES COTTON	LB				3100
100 U KINGDOM	3129	5155	9475	16508	
231 HONG KONG	6791	9219	17821	22413	
313 CHINA	5286	7771	11188	17012	
347 JAPAN	62447	49384	260011	201295	
354 NETHRLNDS	275	274	275	274	
367 AZORES	60	324	383	1579	
376 SWITZRLND			21	430	
400 U STATES	16355	19453	35740	45755	
	94343	91580	334914	305266	
FLAX FIBRE AND TOW	CWT				3111
400 U STATES	59	3184	552	16029	
	59	3184	552	16029	
HEMP DRESSED OR UNDRESSED	CWT				3112
400 U STATES	331	8056	1231	29983	
	331	8056	1231	29983	
JUTE AND JUTE BUTTS	CWT				3113
100 U KINGDOM			205	2642	
216 PAKISTAN	1336	11114	2128	16561	
400 U STATES			386	6904	
	1336	11114	2719	26107	
OAKUM OF FLAX HEMP DR JUTE	CWT				3114
100 U KINGDOM	9	152	69	961	
354 NETHRLNDS			64	786	
359 NORWAY			25	543	
400 U STATES	905	19307	2383	48370	
	914	19459	2541	50660	

IMPORTS INTO CANADA FOR CONSUMPTION

Articles and Countries from which Imported	MONTH OF MARCH 1957		THREE MONTHS ENDED MARCH 1957		Class Number
	Quantities	Values (\$)	Quantities	Values (\$)	
BATTS WADDING VEGETABLE FIBRES 400 U STATES	LB 500	173	500	173	3115
YARNS JUTE SINGLES N O P 100 U KINGDOM	LB 68123	11589	132022	21636	3121
YARNS VEGETABLE FIBRE SINGLES 100 U KINGDOM	LB 68123	11589	132022	21636	3122
YARNS CORDS TWINE OF JUTE N O P 100 U KINGDOM	LB 5442	1457	37632	9322	3123
306 BELGIUM			6266	1306	
400 U STATES	337	303	1440	816	
YARNS CORDS TWINE VEG FIB N O P 100 U KINGDOM	LB 29788	12587	117979	39434	3124
231 HONG KONG			2000	550	
306 BELGIUM	5000	825	15000	2475	
318 DENMARK	2931	1438	2931	1438	
335 GERMANY W			3761	767	
352 MEXICO	81042	9528	139118	16316	
354 NETHRLNDS	6364	989	11364	1558	
366 PORTUGAL	4213	653	4213	653	
389 IRELAND	424	87	424	87	
400 U STATES	6403	7360	16269	16864	
LINEN THREAD FOR SEWING 100 U KINGDOM	LB 28105	58232	81615	162710	3125
376 SWITZRLND	168	343	168	343	
400 U STATES	715	1280	1206	2110	
YARNS VEG FIBRE FOR WEAVING 100 U KINGDOM	LB 111603	43465	291061	108409	3126
215 INDIA	85034	14863	85034	14863	
389 IRELAND	85668	15117	166858	28913	
400 U STATES	12704	4158	44252	16237	
CANVAS TWINE OF FLAX FOR SAILS 100 U KINGDOM		1287		1287	3131
400 U STATES		55		55	
FABRICS CHIEFLY FLAX OR HEMP 100 U KINGDOM	LB 51876	70303	135482	203119	3132
318 DENMARK			213	334	
344 ITALY			3050	4403	
365 POLAND			1508	700	
375 SWEDEN			300	478	
376 SWITZRLND	187	692	300	1031	
400 U STATES	1596	3860	5418	14508	
FABRICS JUTE UNBLEACHED N O P 100 U KINGDOM	YD 25633	4859	76377	10198	3134
215 INDIA	7172500	603717	22390500	1789593	
306 BELGIUM	65625	13842	152333	41639	
327 FRANCE			91414	15284	
335 GERMANY W	18745	3455	18745	3455	
400 U STATES	365396	43012	826645	147284	
FABRICS OF JUTE N O P 100 U KINGDOM	YD 1504	348	14784	7339	3135
400 U STATES	1833	798	8392	2640	
FABRIC JUTE 12INS WIDE OR LESS 100 U KINGDOM	LB 418	156	418	156	3136
215 INDIA	18557	3665	54717	9139	
400 U STATES			241	88	
FAB VEG FIB 12INS WIDE OR LESS 100 U KINGDOM	LB 28812	36169	73892	105484	3137
327 FRANCE			10	54	
335 GERMANY W	55	249	362	782	
344 ITALY			40	113	
347 JAPAN	3470	3009	14486	8496	
400 U STATES	24895	32961	87072	120483	
FABRICS VEGETABLE FIBRE N O P 100 U KINGDOM	YD 4729	3262	11814	8115	3138
306 BELGIUM			4670	824	
335 GERMANY W	23	110	186	455	
354 NETHRLNDS			2122	685	
400 U STATES	641	510	10848	11732	
TOWELLING TABLE CLOTHS IN WEB 100 U KINGDOM	LB 9044	10513	28786	35692	3139
306 BELGIUM			340	375	
317 CZECHO S	2068	1454	23598	17017	
335 GERMANY W			56	117	
344 ITALY			34	467	
365 POLAND	4859	3175	31048	20481	
376 SWITZRLND			420	639	
389 IRELAND	795	882	795	882	
400 U STATES	470	830	2378	3715	
WOVEN DRESS LINENS 100 U KINGDOM	LB 1231	1543	1682	2799	3140
	1231	1543	1682	2799	

IMPORTS INTO CANADA FOR CONSUMPTION

Articles and Countries from which Imported	MONTH OF MARCH 1957		THREE MONTHS ENDED MARCH 1957		Class Number
	Quantities	Values (\$)	Quantities	Values (\$)	
CLOTHING VEGETABLE FIBRES NOP	LB				3162
100 U KINGDOM	1114	8681	4956	24214	
231 HONG KONG	540	341	540	341	
306 BELGIUM			14	62	
327 FRANCE	181	1616	196	2032	
335 GERMANY W			1079	2530	
344 ITALY	1	54	14	348	
347 JAPAN			3200	3683	
360 ISRAEL			100	308	
376 SWITZRLND			34	509	
383 HAWAII	45	76	45	76	
400 U STATES	5435	19034	14115	54528	
	7316	29802	24293	88631	
BAGS OF HEMP LINEN JUTE SISAL	LB				3171
400 U STATES	5314	1130	6471	2350	
	5314	1130	6471	2350	
CARPETING RUGS HEMP JUTE SISAL					3172
100 U KINGDOM		24150		75437	
231 HONG KONG		240		573	
305 AUSTRIA		1612		1612	
306 BELGIUM		19389		40084	
317 CZECHO S		1851		3316	
327 FRANCE		6025		24445	
335 GERMANY W		653		2172	
344 ITALY		2507		2507	
347 JAPAN				387	
354 NETHRLNDS		13451		33009	
383 HAWAII		62		62	
400 U STATES		9389		19375	
		79329		202979	
QUILTS BATH MATS VEG FIBRE NOP	LB				3173
100 U KINGDOM	179	419	692	1121	
344 ITALY	6817	4677	21676	18099	
347 JAPAN	21275	12973	44839	27599	
354 NETHRLNDS	611	1292	611	1292	
400 U STATES	6200	8974	18706	28423	
	35082	28335	86524	76534	
FIRE HOSE LINEN					3174
100 U KINGDOM		23575		38700	
400 U STATES		50		50	
		23625		38750	
HANDKERCHIEFS FLAX OR HEMP	LB				3175
100 U KINGDOM	6698	29641	18777	78515	
231 HONG KONG	599	5901	1097	12658	
313 CHINA	4	54	4	54	
327 FRANCE			1	108	
367 AZORES	8	100	15	360	
376 SWITZRLND	65	1231	448	3917	
400 U STATES	58	143	75	339	
	7432	37070	20417	95951	
SAILS FOR BOATS AND SHIPS					3176
100 U KINGDOM		198		4103	
400 U STATES		1390		1390	
		1588		5493	
TOWELS GLASS CLOTHS CRASH HUCK	LB				3177
100 U KINGDOM	12402	16048	46628	60538	
317 CZECHO S	19683	14229	55657	43834	
367 AZORES	30	121	30	121	
389 IRELAND	334	373	334	373	
400 U STATES	695	1130	986	1954	
	33144	31901	103635	106820	
SHEETS TABLECLOTHS TOWELS FLAX	LB				3178
100 U KINGDOM	34942	81412	83939	201140	
220 BERMUDA			13	158	
231 HONG KONG	599	2361	1441	6017	
306 BELGIUM	431	719	976	1604	
313 CHINA	1212	3427	4611	11262	
317 CZECHO S	5049	4602	12415	12560	
327 FRANCE			13	149	
335 GERMANY W	62	73	80	180	
344 ITALY	10	73	10	73	
347 JAPAN	300	259	7212	4581	
367 AZORES	770	5829	1109	8152	
373 CANARY IS			885	3887	
375 SWEDEN	67	91	67	91	
376 SWITZRLND	88	233	103	389	
383 HAWAII	27	154	27	154	
389 IRELAND	74	235	74	235	
400 U STATES	3090	5357	6054	11295	
	46721	104825	119029	261927	
JUTE MANUFACTURES N O P	LB				3179
100 U KINGDOM	1689	778	1925	947	
400 U STATES	191	327	7521	3612	
	1880	1105	9446	4559	
VEGETABLE FIBRE MFRS N O P	LB				3180
100 U KINGDOM	26270	29170	110932	155817	
215 INDIA			990	611	
216 PAKISTAN	298	248	343	603	
231 HONG KONG	361	1007	1382	2532	
306 BELGIUM	7842	10287	9755	12296	
317 CZECHO S	854	646	1227	945	
327 FRANCE	2699	3078	4325	5075	
335 GERMANY W	1369	1748	2577	3086	
344 ITALY	963	917	4443	5370	
347 JAPAN	38483	32639	228197	172622	
354 NETHRLNDS	394	959	4026	5729	

IMPORTS INTO CANADA FOR CONSUMPTION

Articles and Countries from which imported	MONTH OF MARCH 1957		THREE MONTHS ENDED MARCH 1957		Class Number
	Quantities	Values (\$)	Quantities	Values (\$)	
367 AZORES	57	274	150	948	
373 CANARY IS			61	260	
375 SWEDEN	289	168	289	168	
376 SWITZRLND	67	204	211	643	
390 GERMANY E			55	198	
400 U STATES	312387	261155	654250	649717	
	392333	342500	1023213	1016620	
RAW SILK AND COCOONS	LB				3201
400 U STATES	2412	10593	8706	39801	
	2412	10593	8706	39801	
GARNETTED SILK WASTES	LB				3202
400 U STATES	1126	2216	16916	34192	
	1126	2216	16916	34192	
YARNS THROWN SILK IN THE GUM	LB				3211
YARNS SINGLES SPUN SILK N O P	LB				3212
100 U KINGDOM			1403	889	
344 ITALY	1054	2451	2597	5384	
400 U STATES	1629	6407	3133	13050	
	2683	8858	7133	19323	
THREADS CORDS TWIST SILK N O P	LB				3213
100 U KINGDOM	31	417	86	1040	
335 GERMANY W			27	293	
400 U STATES	72	680	488	4267	
	103	1097	601	5600	
YARN SILK FOR KNITTING WEAVING	LB				3214
100 U KINGDOM	124	447	909	3278	
400 U STATES			117	730	
	124	447	1026	4008	
YARNS SILK METALLIC COVERED	LB				3215
YARNS SILK N O P	LB				3216
100 U KINGDOM	9	127	28	472	
344 ITALY	124	1006	124	1006	
400 U STATES	212	1326	386	2652	
	345	2459	538	4130	
BOLTING CLOTH NOT MADE UP	YD				3221
100 U KINGDOM			45	158	
347 JAPAN			1100	1422	
376 SWITZRLND	977	2506	5258	13801	
400 U STATES	2008	6075	8077	17545	
	2985	8581	14480	32926	
KNITTED FABRICS SILK	LB				3222
FABRICS SILK 20 IN UNFINISHED	YD				3223
400 U STATES			12643	3739	
			12643	3739	
FABRICS SILK N O P	YD				3224
100 U KINGDOM	2336	5320	7086	19784	
215 INDIA	1018	2204	1967	4449	
231 HONG KONG	500	233	865	793	
306 BELGIUM			485	755	
313 CHINA			1859	1825	
327 FRANCE	7841	14659	27441	46537	
335 GERMANY W	1678	1709	5462	5570	
344 ITALY	7758	22177	33799	99965	
347 JAPAN	57611	36055	201268	136033	
371 THAILAND	23	265	63	365	
376 SWITZRLND	3883	8800	25221	50557	
400 U STATES	145827	163495	447239	560627	
	228485	254917	752755	927260	
FABRICS SILK 26 INCHES OR LESS	YD				3225
100 U KINGDOM	107	392	314	1092	
344 ITALY	56	190	337	1137	
400 U STATES	440	162	524	213	
	603	744	1175	2442	
RIBBONS SILK UNDER 12 INCHES	LB				3228
100 U KINGDOM	4	62	4	62	
327 FRANCE			8	143	
376 SWITZRLND			67	758	
400 U STATES	281	5249	924	17599	
	285	5311	1003	18562	
FABRICS SILK FOR NECKWEAR	YD				3229
100 U KINGDOM	4132	2246	7980	6084	
305 AUSTRIA	524	674	4241	5907	
306 BELGIUM	730	768	2569	2674	
327 FRANCE	9614	9494	15562	16392	
335 GERMANY W	22453	24900	85497	96746	
344 ITALY	13462	17769	25050	35102	
347 JAPAN	539	470	7677	7570	
376 SWITZRLND	11059	16753	28114	43601	
400 U STATES	66349	83927	236528	307630	
	128862	157001	413218	521706	
UMBRELLA COVERING FABRICS	YD				3230
305 AUSTRIA			1513	412	
327 FRANCE	10738	3004	18019	5515	
335 GERMANY W	986	307	2797	828	
344 ITALY			187	120	
347 JAPAN			1200	262	
376 SWITZRLND			616	201	
400 U STATES	21411	12012	87583	63286	
	33135	15323	111915	70624	
FABRICS PILE SILK OR SYNTHETIC	YD				3232
100 U KINGDOM	68	635	182	1672	
306 BELGIUM	355	433	556	1496	
327 FRANCE	250	441	1179	2073	

IMPORTS INTO CANADA FOR CONSUMPTION

Articles and Countries from which Imported	MONTH OF MARCH 1957		THREE MONTHS ENDED MARCH 1957		Class Number
	Quantities	Values (\$)	Quantities	Values (\$)	
335 GERMANY W	2573	4030	4303	6975	
400 U STATES	17260	32462	48958	90860	
	20506	38001	55178	103076	
SOCKS AND STOCKINGS SILK					3244
100 U KINGDOM	DZ PR		64	3296	
400 U STATES		379	10134	885	36233
		379	10134	949	39529
UNDERWEAR SILK KNITTED					3245
100 U KINGDOM	LB		15	215	
			15	215	
CLOTHING SILK N O P					3246
100 U KINGDOM	OZ	6185	9474	10253	15300
231 HONG KONG				2100	1194
305 AUSTRIA		481	705	593	854
327 FRANCE		185	149	281	303
335 GERMANY W		256	202	256	202
344 ITALY		3853	7293	9758	13915
347 JAPAN		18832	2340	30954	6071
376 SWITZRLND		5984	7171	8473	11030
400 U STATES		12354	11617	28595	21015
		48130	38951	91263	69884
DRESSES SILK WOMENS CHILDRENS					3247
100 U KINGDOM	NO	61	3600	241	15422
231 HONG KONG		8	67	79	1150
305 AUSTRIA		15	186	15	186
327 FRANCE		69	12593	132	22244
344 ITALY		78	3457	80	3845
376 SWITZRLND		15	887	223	10979
400 U STATES		1992	49167	6519	169304
		2238	69957	7289	223130
CLOTHING SILK WOMENS CHILDRENS					3248
100 U KINGDOM	OZ	2140	5440	5628	14147
215 INDIA		384	157	884	671
231 HONG KONG		793	319	3041	1995
305 AUSTRIA		694	1242	1395	2507
313 CHINA				1942	696
327 FRANCE		5415	7357	18835	20185
335 GERMANY W				2400	700
344 ITALY		10356	13453	24226	28466
347 JAPAN		211177	69508	662018	180148
367 AZORES		84	110	84	110
376 SWITZRLND		3059	3438	4956	6467
400 U STATES		16608	11782	32924	28172
		250710	112806	758333	284264
HANDKERCHIEFS SILK					3251
100 U KINGDOM	OZ	45	54	45	54
347 JAPAN				52836	11041
376 SWITZRLND		290	453	636	948
		335	507	53517	12043
SILK MANUFACTURES N O P					3252
100 U KINGDOM	OZ	166	269	421	731
231 HONG KONG		190	79	1630	804
327 FRANCE		1816	903	2040	1164
344 ITALY				425	483
347 JAPAN		8625	1510	14145	2396
376 SWITZRLND		40	66	40	66
400 U STATES		884	795	3861	4036
		11721	3622	22562	9680
WOOL IN THE GREASE					3261
100 U KINGDOM	LB	168840	127598	275630	201665
207 UN SO AFR		21989	11841	108622	39639
215 INDIA				14658	9901
234 AUSTRALIA		181269	133120	812987	617238
236 NEW ZEAL		114858	75048	1014104	701537
304 ARGENTINA		10712	9967	107714	68846
386 URUGUAY		122807	115347	149248	136386
389 IRELAND				2927	2191
400 U STATES		289202	281301	654521	576295
		909677	754222	3140411	2353798
WOOL WASHED OR SCOURED					3262
100 U KINGDOM	LB	133391	103664	308041	253633
207 UN SO AFR		57759	40857	191317	128854
234 AUSTRALIA		217169	201808	759218	690153
236 NEW ZEAL		21085	16090	207513	155429
304 ARGENTINA		65433	51297	146620	118262
306 BELGIUM		33646	28443	34213	29131
327 FRANCE		14026	8205	14026	8205
386 URUGUAY		10000	9602	12835	12344
400 U STATES		99931	90163	317927	289025
		652440	550129	1991710	1685036
WOOL PULLED OR SLIPED					3263
100 U KINGDOM	LB	26280	19393	147018	111053
236 NEW ZEAL		350	228	14017	9459
304 ARGENTINA		25642	16454	41299	25575
400 U STATES				13781	11510
		52272	36075	216115	157597
HAIR OF CAMEL ALPACA					3264
306 BELGIUM	LB	2244	32867	3484	51871
400 U STATES		6523	8803	16363	49678
		8766	41670	19847	101549
NOILS WOOL					3265
100 U KINGDOM	LB	4297	5161	39996	43022
306 BELGIUM				262	287
400 U STATES		3952	1404	5588	2097
		8249	6565	45846	45406

IMPORTS INTO CANADA FOR CONSUMPTION

Articles and Countries from which Imported	MONTH OF MARCH 1957		THREE MONTHS ENDED MARCH 1957		Class Number
	Quantities	Values (\$)	Quantities	Values (\$)	
GARNETTED WOOL WASTE	LB				3267
100 U KINGDOM	10881	8401	41645	26962	
306 BELGIUM	2986	3695	7004	8801	
400 U STATES	35369	42424	72108	87552	
	49236	54520	120757	123315	
WOOL TOPS DRY COMBED	LB				3268
100 U KINGDOM	157780	251888	400651	613995	
207 UN SO AFR			19574	30037	
	157780	251888	420225	644032	
WOOL TOPS OIL COMBED	LB				3269
100 U KINGDOM	934723	1347671	2370591	3340895	
207 UN SO AFR			5000	6834	
400 U STATES			108	153	
	934723	1347671	2375699	3347882	
HAIR TOPS	LB				3270
400 U STATES	5863	9837	16067	22727	
	5863	9837	16067	22727	
YARNS OR WARPS HAIR FOR WFRERS	LB				3273
100 U KINGDOM	37789	34279	116964	107574	
400 U STATES			4432	1051	
	37789	34279	121396	108625	
YARN MOHAIR FOR PILE FABRICS	LB				3274
100 U KINGDOM			4358	9954	
			4358	9954	
YARNS WOOL FOR 6 OZ FABRICS	LB				3275
100 U KINGDOM	13221	28746	109462	244736	
	13221	28746	109462	244736	
WOOLLEN SPUN YARN	LB				3276
100 U KINGDOM	41706	53628	107467	138839	
317 CZECHO S			1068	11545	
327 FRANCE	1201	2432	4611	13946	
335 GERMANY W	469	1162	3623	7362	
344 ITALY			362	989	
354 NETHRLNDS			176	390	
400 U STATES	256	624	281	765	
	43632	57846	117588	173836	
WORSTED SPUN YARN	LB				3277
100 U KINGDOM	67845	147061	173774	361054	
306 BELGIUM	30	79	12574	28226	
318 DENMARK	387	822	387	822	
327 FRANCE	22326	54974	42263	111226	
335 GERMANY W	338	2094	3658	9220	
344 ITALY	321	965	376	1122	
354 NETHRLNDS	886	1825	2131	4375	
376 SWITZRLND			111	317	
400 U STATES	540	2280	5299	18403	
	93173	210100	240573	534765	
WOOL FAB IN GRAY OVR 4 TO 6 OZ	LB				3281
100 U KINGDOM	2291	3581	3954	7824	
344 ITALY	2402	3126	3205	4565	
	4693	6707	7159	12389	
WOOL FAB IN GRAY 4 OZ OR LESS	LB				3282
100 U KINGDOM	8339	24852	18411	51133	
	8339	24852	18411	51133	
KNITTED FABRICS WOOL N O P	LB				3283
100 U KINGDOM	827	2952	2776	10256	
327 FRANCE	406	1272	547	2232	
400 U STATES	336	941	1090	3092	
	1569	5165	4413	15580	
FLANNELS	LB				3284
100 U KINGDOM	77016	209235	224528	606508	
306 BELGIUM			52	218	
317 CZECHO S	379	1266	379	1266	
327 FRANCE	1037	5070	2526	12812	
335 GERMANY W	271	446	271	446	
344 ITALY	6750	9004	13771	15059	
347 JAPAN			241	432	
376 SWITZRLND	37	169	574	5252	
400 U STATES	310	891	837	4242	
	85800	226081	243179	646235	
FELT CLOTH N O P	LB				3285
318 DENMARK	573	1123	573	1123	
400 U STATES	155	459	180	559	
	728	1582	753	1682	
OVERCOATINGS	LB				3286
100 U KINGDOM	143299	310207	503127	1029951	
327 FRANCE			1547	7702	
335 GERMANY W	122	554	122	554	
344 ITALY	41855	46122	67206	71412	
347 JAPAN	48	283	48	283	
354 NETHRLNDS	311	1033	1026	3239	
376 SWITZRLND	100	375	100	375	
400 U STATES	1227	2404	3260	6097	
	186962	360978	576436	1119613	
TWEEDS	LB				3287
100 U KINGDOM	152266	368994	554315	1382220	
227 BAHAMAS	88	414	88	414	
306 BELGIUM	32	74	1934	3651	
327 FRANCE	12	81	712	3453	
335 GERMANY W	50	83	78	234	
344 ITALY	55686	45024	190582	156769	
354 NETHRLNDS	117	402	223	648	
389 IRELAND	2206	6049	6581	17460	
400 U STATES	1882	3627	6646	21475	
	212339	424746	761159	1586324	

IMPORTS INTO CANADA FOR CONSUMPTION

Articles and Countries from which Imported	MONTH OF MARCH 1957		THREE MONTHS ENDED MARCH 1957		Class Number
	Quantities	Values (\$)	Quantities	Values (\$)	
WORSTEDS AND SERGES	LB				3288
100 U KINGDOM	389347	1340327	1525776	5324584	
227 BAHAMAS			41	419	
234 AUSTRALIA			3839	17823	
305 AUSTRIA	242	805	311	978	
306 BELGIUM	1249	5887	5280	20059	
317 CZECHOS			1271	3460	
327 FRANCE	10798	56197	18401	100088	
335 GERMANY W	1842	6518	3297	13186	
344 ITALY	229253	306319	441146	655781	
347 JAPAN	917	1794	7329	21712	
354 NETHRLNDS	1506	4651	7404	23326	
360 ISRAEL			148	315	
375 SWEDEN	473	1077	597	1801	
376 SWITZRLND	1121	7120	1570	10893	
386 URUGUAY			509	1779	
389 IRELAND	61	131	265	830	
400 U STATES	4125	17098	15910	68502	
	640934	1747924	2033094	6265536	
WOVEN FABRICS M O P WOOL	LB				3289
100 U KINGDOM	55089	110549	146710	301294	
305 AUSTRIA	124	308	124	308	
306 BELGIUM	645	3949	1025	5532	
318 DENMARK	411	1039	559	1509	
327 FRANCE	1171	5715	4932	25892	
335 GERMANY W	91	215	1763	6919	
344 ITALY	19499	21926	57349	87789	
347 JAPAN	1459	9039	1527	9379	
354 NETHRLNDS			1639	3693	
376 SWITZRLND	123	463	507	3526	
389 IRELAND	29	57	29	57	
400 U STATES	7846	18676	29273	76245	
	86487	171936	245437	522143	
LUSTRES ITALIAN LININGS	LB				3290
WOOL FAB 12 INS WIDE OR LESS	LB				3291
100 U KINGDOM	214	795	384	1351	
327 FRANCE	86	475	855	3420	
376 SWITZRLND			30	168	
400 U STATES			78	406	
	300	1270	1347	5345	
WOOL FABRICS CUT PILE PLUSH	LB				3292
100 U KINGDOM	1168	3181	3896	9437	
306 BELGIUM	41	118	41	118	
335 GERMANY W	55	89	55	89	
400 U STATES	639	744	1588	5146	
	1903	4132	5580	14790	
BILLIARD CLOTH OF WOOL FABRIC	LB				3293
100 U KINGDOM	2933	12316	8108	30892	
	2933	12316	8108	30892	
MELTON CLOTH FOR TENNIS BALLS	LB				3294
100 U KINGDOM			997	2150	
			997	2150	
SLIPPER CLOTH FOR FOOTWEAR	LB				3295
FILTER PRESS CLOTH OF WOOL	LB				3296
CARPETS AXMINSTER IN ROLLS	SQ FT				3301
100 U KINGDOM	68586	40866	290066	154209	
306 BELGIUM	17074	6918	37263	15191	
327 FRANCE	4500	2149	10427	4926	
335 GERMANY W	2809	1299	11167	5159	
400 U STATES	5076	2116	7100	3799	
	98045	53348	356023	183284	
CARPETS AXMINSTER SQUARES	SQ FT				3302
100 U KINGDOM	67728	34678	155988	76903	
306 BELGIUM	203	120	1499	579	
344 ITALY	1996	1470	1996	1470	
400 U STATES	990	960	19640	11792	
	70917	37228	179123	90744	
CARPET BRUSSELS WILTON IN ROLL	SQ FT				3303
100 U KINGDOM	647118	339882	1642282	870533	
306 BELGIUM	862907	393834	2653196	1197395	
327 FRANCE	5619	2652	25171	10771	
335 GERMANY W	22987	11967	53775	27585	
344 ITALY			2978	738	
347 JAPAN			675	163	
354 NETHRLNDS	4727	2073	4727	2073	
375 SWEDEN			191	137	
400 U STATES	18456	11328	81447	40880	
	1561814	761736	4464442	2150275	
CARPET BRUSSELS WILTON SQUARES	SQ FT				3304
100 U KINGDOM	32937	19741	171974	85190	
306 BELGIUM	21901	6217	39183	14980	
318 DENMARK			88	66	
335 GERMANY W	2441	1968	4243	3068	
375 SWEDEN			368	385	
400 U STATES	5812	4059	15220	11304	
	63091	31985	231076	114993	
CARPETS INGRAIN IN ROLLS	SQ FT				3305
100 U KINGDOM	2106	734	4131	1096	
306 BELGIUM			6619	3418	
400 U STATES	870	628	870	628	
	2976	1362	11620	5142	
CARPETS INGRAIN SQUARES	SQ FT				3306
100 U KINGDOM	923	494	19560	6128	

IMPORTS INTO CANADA FOR CONSUMPTION

Articles and Countries from which Imported	MONTH OF MARCH 1957		THREE MONTHS ENDED MARCH 1957		Class Number
	Quantities	Values (\$)	Quantities	Values (\$)	
215 INDIA	1572	386	16499	3665	
231 HONG KONG	7330	1847	7330	1847	
306 BELGIUM	4161	1669	7603	3954	
313 CHINA	43437	11307	43437	11307	
347 JAPAN			19962	5201	
354 NETHRLNDS	1615	576	1615	576	
400 U STATES			1401	997	
CARPETS ORIENTAL	59038	16279	117407	33675	
	sq FT				
100 U KINGDOM	846	371	1877	1151	3307
215 INDIA	98515	89165	243056	224184	
216 PAKISTAN			200	125	
231 HONG KONG	108	200	319	934	
313 CHINA			221	657	
342 IRAN	2909	8952	7310	14924	
352 MEXICO			939	1055	
353 MOROCCO	127	239	514	919	
384 P RICO	6756	13452	6756	13452	
391 LEBANON			622	964	
400 U STATES	2305	6026	7878	10481	
CARPETS TAPESTRY IN ROLLS	111566	118405	269692	268846	
	sq FT				
306 BELGIUM			10780	4557	3308
317 CZECHO S			4842	576	
327 FRANCE	23674	10365	124097	49288	
335 GERMANY W	13911	8926	50057	32674	
344 ITALY	984	303	984	303	
CARPETS TAPESTRY SQUARES	38569	19594	190760	87398	
	sq FT				
MATS HEARTH RUGS AND RUNNERS	sq FT				
100 U KINGDOM	1430	464	7160	2680	3310
215 INDIA	720	94	6407	934	
335 GERMANY W	116	93	116	93	
344 ITALY	345	111	345	111	
400 U STATES	1255	641	3976	1709	
GLOVES MITTS AND MITTENS WOOL	DZ PR				
100 U KINGDOM	18	313	68	865	3320
231 HONG KONG	12358	33239	18019	47563	
344 ITALY	1155	4243	2703	10061	
347 JAPAN	2985	9337	13805	36544	
359 NORWAY			10	64	
400 U STATES	129	1100	168	1346	
SHAWLS WOOL KNITTED OR WOVEN	LB				
100 U KINGDOM	16645	48232	34773	96443	3321
305 AUSTRIA			5	57	
306 BELGIUM	60	322	487	1266	
317 CZECHO S			32	120	
335 GERMANY W	13	64	13	64	
400 U STATES			11	197	
SOCKS AND STOCKINGS WOOL	DZ PR				
100 U KINGDOM	1749	5879	6403	19128	3322
327 FRANCE	14842	88863	48115	274235	
344 ITALY	8	63	8	63	
354 NETHRLNDS	15	102	28	184	
359 NORWAY			10	119	
400 U STATES	2422	13851	46	474	
UNDERWEAR WOOL KNITTED	LB				
100 U KINGDOM	17287	102879	50739	289544	3323
400 U STATES					
CLTHNG WVN WOOL WOMENS CHLDRNS	LB				
100 U KINGDOM	669	1849	2496	8302	3324
215 INDIA	10661	88244	29071	268303	
305 AUSTRIA			22	404	
306 BELGIUM	100	1262	284	3918	
317 CZECHO S	80	579	717	2555	
318 DENMARK	526	2802	2130	10545	
327 FRANCE			14	422	
335 GERMANY W	245	9557	1109	31019	
336 GREECE	27	355	235	1368	
344 ITALY	24	64	37	164	
347 JAPAN	84	1227	516	4698	
354 NETHRLNDS	1267	5222	1319	5437	
365 POLAND	49	162	1138	9167	
375 SWEDEN			1242	2459	
376 SWITZRLND	77	984	359	7619	
389 IRELAND	1364	13049	3650	37348	
400 U STATES			104	1077	
CLOTHING NOP WOVEN WOOL FABRIC	LB				
100 U KINGDOM	18529	165024	54047	529358	3325
234 AUSTRALIA					
304 ARGENTINA	1328	13566	4219	35719	
305 AUSTRIA			60	601	
306 BELGIUM			481	1529	
327 FRANCE	685	2597	12	74	
335 GERMANY W			1481	5552	
344 ITALY	210	890	903	6672	
375 SWEDEN	8	114	1810	9066	
376 SWITZRLND	9	55	36	203	
400 U STATES			23	285	
	1647	7348	51	400	
	3887	24570	11357	72077	

IMPORTS INTO CANADA FOR CONSUMPTION

Articles and Countries from which Imported	MONTH OF MARCH 1957		THREE MONTHS ENDED MARCH 1957		Class Number
	Quantities	Values (\$)	Quantities	Values (\$)	
CLTHG WVN WOOL OUTER MENS BOYS	LB				3326
100 U KINGDOM	18501	144752	37749	296506	
335 GERMANY W	767	4869	1029	8101	
344 ITALY	6	79	6	79	
347 JAPAN			1090	536	
360 ISRAEL			268	853	
375 SWEDEN			11	162	
400 U STATES	967	7463	8707	23663	
	20241	157163	48860	329900	
CLTHG NOP WOOL KNIT INFTS CHLD	LB				3327
100 U KINGDOM	5902	29055	14373	67100	
306 BELGIUM	642	3897	705	4337	
335 GERMANY W			447	2019	
344 ITALY	22	122	66	408	
347 JAPAN			1425	2499	
354 NETHRLNDS	132	543	132	543	
376 SWITZRLND			32	252	
400 U STATES	323	1699	916	4434	
	7021	35316	18096	81592	
CLTHG NOP WOOL KNIT WOMNS GRLS	LB				3328
100 U KINGDOM	40952	312852	107048	801284	
231 HONG KONG	81	323	85	378	
234 AUSTRALIA	11	54	11	54	
305 AUSTRIA	3881	52085	10594	132444	
306 BELGIUM	104	442	124	571	
318 DENMARK			6	96	
327 FRANCE	76	1300	298	3949	
335 GERMANY W	266	2607	498	4397	
344 ITALY	1159	10893	3617	36445	
347 JAPAN	4842	18397	7191	32418	
354 NETHRLNDS			135	461	
359 NORWAY	41	225	366	1072	
375 SWEDEN			10	340	
376 SWITZRLND	374	3996	657	6748	
389 IRELAND	4	50	4	50	
400 U STATES	3939	20681	9320	52746	
	55730	423905	139964	1073453	
CLTHG NOP WOOL KNIT MENS BOYS	LB				3329
100 U KINGDOM	5987	38291	16772	98799	
305 AUSTRIA	17	294	65	781	
327 FRANCE			36	197	
335 GERMANY W	53	381	107	806	
344 ITALY	589	5707	823	7351	
347 JAPAN			2576	6412	
354 NETHRLNDS			98	393	
359 NORWAY	39	182	65	241	
375 SWEDEN	6	122	24	301	
376 SWITZRLND	167	1508	282	2417	
389 IRELAND			390	2243	
400 U STATES	240	1716	637	5034	
	7098	48201	21875	124975	
BELTING OF CAMELS HAIR	LB				3341
100 U KINGDOM			1247	2782	
			1247	2782	
BLANKETS N O P WOOL	LB				3342
100 U KINGDOM	44297	66541	109655	164894	
306 BELGIUM	1448	618	2693	1867	
344 ITALY	641	653	708	959	
347 JAPAN			275	256	
354 NETHRLNDS			2339	2751	
400 U STATES	3399	5709	20973	27190	
	49785	73521	136643	197917	
FELT PRESSED	LB				3343
100 U KINGDOM	1240	2809	4550	9581	
335 GERMANY W	213	621	2784	4483	
400 U STATES	3977	4691	14739	23338	
	5430	8121	22073	37402	
RUGS RAILWAY STEAMER AND AUTO	LB				3344
100 U KINGDOM	4601	10533	7527	16592	
318 DENMARK			27	73	
344 ITALY	22112	11400	69011	37772	
400 U STATES			10	52	
	26713	21933	76575	54489	
WOOL MANUFACTURES N O P	LB				3345
100 U KINGDOM	1955	6269	4711	16797	
306 BELGIUM	1433	2425	1433	2425	
327 FRANCE			30	722	
335 GERMANY W	508	1074	1028	2068	
344 ITALY	17	61	112	383	
347 JAPAN	100	138	100	138	
354 NETHRLNDR	55	67	115	265	
365 POLAND	253	275	253	275	
400 U STATES	12418	31019	36121	82841	
	16739	41328	43903	105914	
YARN SYNTHETIC ACETATE SINGLES	LB				3360
100 U KINGDOM	4500	3060	12653	7658	
400 U STATES	352	487	2208	2332	
	4852	3547	14861	9990	
YARNS SYNTHETIC SINGLES N O P	LB				3361
100 U KINGDOM	3974	2618	10207	7435	
335 GERMANY W	3604	4077	10574	11220	
400 U STATES	23534	18094	66283	49743	
	31112	24789	87064	68398	
YARNS THREADS SYNTHETIC N O P	LB				3362
100 U KINGDOM	14890	19455	30031	38040	
327 FRANCE	1847	5313	7651	15195	

IMPORTS INTO CANADA FOR CONSUMPTION

Articles and Countries from which Imported	MONTH OF MARCH 1957		THREE MONTHS ENDED MARCH 1957		Class Number
	Quantities	Values (\$)	Quantities	Values (\$)	
335 GERMANY W	5408	6891	14938	17487	
354 NETHRLNDS			5159	4437	
376 SWITZRLNO			1440	1161	
400 U STATES	141125	191545	492453	618403	
YARN SYNTHETIC FOR PILE FABRIC	163270	223204	551672	694723	3363
YARNS SYNTHETIC ACETATE TWIST	LB				
100 U KINGDOM	745	654	1142	1576	3364
400 U STATES	1856	2772	50407	62343	
STAPLE FIBRES SYNTHETIC	2601	3426	51549	63919	
100 U KINGDOM	49382	18795	257246	79838	3365
305 AUSTRIA			20036	4858	
327 FRANCE			123	267	
335 GERMANY W	10080	4067	108190	40028	
344 ITALY	91615	25596	109048	31145	
376 SWITZRLNO			1722	424	
400 U STATES	618944	616047	2301690	2179203	
TOPS OF SYNTHETIC FIBRES	770021	664505	2798055	2335763	
100 U KINGDOM	2663	1315	48567	21657	3366
335 GERMANY W	15223	9845	72733	41960	
400 U STATES	55456	57379	113748	125232	
WASTE SHORT FIBRE SYNTHETIC	73342	68539	235048	188849	
100 U KINGDOM	18610	5172	20844	6773	3367
327 FRANCE			100	84	
400 U STATES	142335	88457	415331	248669	
YARNS FROM POLYAMIDES NYLON	160945	93629	436275	255526	
100 U KINGDOM	370	1392	944	5090	3368
335 GERMANY W			34	64	
400 U STATES	25489	68317	73228	208500	
YARN SYNTHETIC FOR TIRE FABRIC	25859	69709	74206	213654	
316 CUBA	181117	91283	966023	487924	3369
400 U STATES	34517	20674	297815	168136	
KNITTED FABRIC SYNTHETIC FIBRE	215634	111957	1263838	656060	
100 U KINGDOM	15681	18310	45039	47973	3371
327 FRANCE	11	75	23	127	
344 ITALY			194	97	
376 SWITZRLNO	73	223	98	362	
400 U STATES	22898	59011	60248	164074	
FABRICS SYNTHETIC FIBRE N O P	38663	77619	105602	212633	
100 U KINGDOM	40472	62885	133422	202399	3372
231 HONG KONG	196	384	434	716	
305 AUSTRIA	686	962	2853	3718	
306 BELGIUM	8308	11394	16200	22326	
317 CZECHO S	1785	3471	5485	10527	
327 FRANCE	1872	9919	12959	46862	
335 GERMANY W	56652	97102	129392	238739	
344 ITALY	23949	40303	68651	106170	
347 JAPAN	17275	21264	41812	50350	
354 NETHRLNDS	12018	18936	41213	61814	
360 ISRAEL	261	705	261	705	
372 SPAIN			1087	2732	
375 SWEDEN	407	1124	1163	3323	
376 SWITZRLNO	2162	9869	4851	21895	
392 SYRIA	60	149	60	149	
400 U STATES	658390	1583774	2179391	5152915	
RIBBONS OF SYNTHETIC FIBRES	824493	1862241	2639234	5925340	
100 U KINGDOM	345	1367	1731	7074	3373
306 BELGIUM			187	415	
317 CZECHO S	107	276	1508	2713	
327 FRANCE	1298	4578	4530	18871	
335 GERMANY W	355	1469	399	2099	
347 JAPAN	6357	7387	15188	17866	
376 SWITZRLNO	1120	5173	5443	17716	
400 U STATES	40733	80932	115859	235425	
STOCKINGS NYLON WOMENS	50315	101182	144845	302179	
100 U KINGDOM	52956	263425	126257	624687	3376
327 FRANCE	111	1193	319	3396	
335 GERMANY W	47	386	228	1564	
344 ITALY	1900	8895	5967	26727	
347 JAPAN	538	1947	538	1947	
389 IRELAND	600	2727	600	2727	
400 U STATES	15329	100885	44086	280402	
STOCKINGS SYNTHETIC MENS BOYS	71481	379458	177995	941450	
100 U KINGDOM	874	6024	2810	18454	3378
327 FRANCE	918	7025	1088	8239	
344 ITALY	25	208	44	300	
376 SWITZRLNO	86	840	86	840	
400 U STATES	10351	43272	34003	137087	
STOCKINGS SYNTHETIC FIBRE N O P	12254	57369	38031	164920	
100 U KINGDOM	3000	7036	12655	26197	3379
335 GERMANY W	209	1351	483	3003	
400 U STATES	9696	35366	25668	95323	
	12905	43753	38806	124523	

IMPORTS INTO CANADA FOR CONSUMPTION

Articles and Countries from which Imported	MONTH OF MARCH 1957		THREE MONTHS ENDED MARCH 1957		Class Number
	Quantities	Values (\$)	Quantities	Values (\$)	
GLOVES OF SYNTHETIC FIBRES	DZ PR				3380
100 U KINGDOM	385	3871	671	6096	
231 HONG KONG	12767	41900	39655	126063	
232 MALTA	171	1602	221	2010	
305 AUSTRIA			18	107	
317 CZECHOS			575	2081	
327 FRANCE	20	325	20	325	
335 GERMANY W	5320	32341	15640	77934	
344 ITALY	2197	10555	2828	13126	
347 JAPAN	37422	113163	93046	277619	
400 U STATES	1159	13126	3515	45319	
	59441	216883	156189	550680	
CLOTHING WOVEN SYNTH FIBRE	OZ				3383
100 U KINGDOM	49930	22862	76778	39838	
215 INDIA			32	161	
231 HONG KONG	34965	2791	43365	3779	
305 AUSTRIA	4424	1919	4572	2073	
306 BELGIUM	561	389	641	506	
327 FRANCE	6508	4348	18585	12546	
335 GERMANY W	23457	2346	52336	7501	
336 GREECE	448	65	448	65	
344 ITALY	28704	18391	69269	45985	
347 JAPAN	889945	67584	2072582	161672	
360 ISRAEL	20848	3332	31360	5180	
375 SWEDEN	64	67	336	230	
376 SWITZRLND	6084	4300	10477	8044	
393 TAIWAN			1472	492	
400 U STATES	762428	207808	1656143	449180	
	1828366	336202	4038396	737252	
DRESSES WVN SYNT WOMENS CHLDNS	NO				3384
100 U KINGDOM	26	1162	160	5828	
231 HONG KONG			60	248	
306 BELGIUM			32	501	
327 FRANCE	25	2798	92	6579	
335 GERMANY W			5	55	
336 GREECE			14	545	
344 ITALY	10	204	10	204	
354 NETHRLNDS	28	449	28	449	
376 SWITZRLND	1	89	114	4916	
400 U STATES	20168	113829	60055	381515	
	20258	118531	60570	400840	
UNDERWEAR KNITTED SYNTHETIC	LB				3385
100 U KINGDOM	1375	2210	11682	32195	
231 HONG KONG			103	109	
335 GERMANY W			210	231	
347 JAPAN			1125	1175	
400 U STATES	5092	17698	12000	39970	
	6467	19908	25120	73680	
CLTHG SYNT FIB KNIT INFTS CHLD	LB				3386
100 U KINGDOM	1361	2590	3919	10945	
335 GERMANY W			41	186	
347 JAPAN	2629	1973	2629	1973	
400 U STATES	1925	8556	4324	18392	
	5915	13119	10913	31496	
CLTHG SYNT FIB KNIT WOMNS GRLS	LB				3387
100 U KINGDOM	245	1234	648	5799	
327 FRANCE			34	524	
335 GERMANY W	12	114	12	114	
347 JAPAN	398	459	398	459	
376 SWITZRLND			17	514	
400 U STATES	12172	51652	28695	129050	
	12827	53459	29804	136460	
CLTHG SYNTH FIB KNIT MENS BOYS	LB				3388
100 U KINGDOM	345	796	793	2055	
231 HONG KONG			115	145	
327 FRANCE			10	120	
344 ITALY	26	104	26	104	
347 JAPAN	2440	2322	4220	4066	
400 U STATES	2531	8050	6361	20525	
	5342	11272	11525	27015	
CURTAINS OF SYNTHETIC FIBRE	OZ				3390
100 U KINGDOM	9632	1209	16516	2151	
400 U STATES	731530	126496	1928290	336794	
	741162	127705	1944806	338945	
HANDKERCHIEFS SYNTHETIC FIBRE	OZ				3391
347 JAPAN	1824	247	35036	1896	
376 SWITZRLND			2560	2090	
400 U STATES	2992	523	3076	573	
	4816	770	40672	4559	
SYNTHETIC FIBRE MANUFACTRS WOVEN	OZ				3392
100 U KINGDOM	295264	34091	997898	89110	
215 INDIA	384	177	384	177	
231 HONG KONG			500	118	
305 AUSTRIA	496	211	496	211	
306 BELGIUM	10895	967	13391	1203	
317 CZECHOS			7296	876	
327 FRANCE	8669	2242	38456	9694	
335 GERMANY W	4784	1155	11635	3549	
344 ITALY	142466	10289	521864	27340	
347 JAPAN	697542	40000	1540407	91366	
354 NETHRLNDS	2520	794	18137	2697	
375 SWEDEN	10186	2380	14141	4872	
376 SWITZRLND	3499	1544	9677	3896	
400 U STATES	3030219	335702	7930400	885834	
	4206924	429852	11104682	1120943	

IMPORTS INTO CANADA FOR CONSUMPTION

Articles and Countries from which Imported	MONTH OF MARCH 1957		THREE MONTHS ENDED MARCH 1957		Class Number
	Quantities	Values (\$)	Quantities	Values (\$)	
SYNTH FIBRE FOR ELEC APPARATUS	0Z				3393
100 U KINGDOM	8848	1357	14576	2149	
400 U STATES	88256	13520	196132	37448	
	97104	14877	210708	39597	
HAIR CLOTH					3401
100 U KINGDOM		4212		15851	
400 U STATES		456		1719	
		4668		17570	
KAPOK	CWT				3411
321 ECUADOR			5	165	
355 INDONESIA	224	8169	1067	36339	
400 U STATES	75	2690	156	6032	
	299	10859	1228	42536	
MANILA FIBRE	CWT				3412
100 U KINGDOM	140	2607	140	2607	
337 GUATEMALA	900	18576	3150	63805	
361 PANAMA			900	19833	
364 PHIL	3921	61261	8928	145904	
400 U STATES	1446	34663	5888	127864	
	6407	117107	19006	360013	
SISAL ISTLE TAMPICO FIBRE	CWT				3413
100 U KINGDOM			2243	19434	
203 B E AFR			1904	15286	
306 BELGIUM			22	1077	
309 BRAZIL	20146	160453	84360	644177	
338 HAITI	8158	64140	16340	129616	
352 MEXICO	8413	63917	19516	147072	
400 U STATES	19828	173884	55336	481666	
	56545	462394	179721	1438328	
VEGETABLE FIBRE N O P	CWT				3414
100 U KINGDOM			12	58	
215 INDIA			67	565	
333 MADAGASCAR			17	412	
352 MEXICO			363	2703	
400 U STATES	219	7217	952	13480	
	219	7217	1411	17218	
BALER TWINE	CWT				3420
352 MEXICO	1974	32126	1974	32126	
354 NETHRLNDS			5	61	
400 U STATES	5	84	5	84	
	1979	32210	1984	32271	
GRASSES SEAWEED MOSSES BAGASSE					3421
100 U KINGDOM		1403		2845	
231 HONG KONG		311		1057	
344 ITALY				1056	
347 JAPAN		870		2526	
354 NETHRLNDS				600	
359 NORWAY				1409	
383 HAWAII		625		625	
400 U STATES		7509		23818	
		10718		33936	
BINDER TWINE	CWT				3422
352 MEXICO	58	881	58	881	
354 NETHRLNDS	16	325	16	325	
	74	1206	74	1206	
COIR AND COIR YARN	CWT				3423
215 INDIA	29	261	2247	21261	
217 CEYLON	64	899	136	1913	
	93	1160	2383	23174	
MATS RUGS N O P OF COCOA FIBRE	SQ YD				3424
203 B E AFR	300	737	300	737	
215 INDIA	1975	980	11680	5191	
335 GERMANY W			257	405	
354 NETHRLNDS	181	185	726	497	
400 U STATES	560	528	633	713	
	3016	2430	13596	7543	
STRAW OR PAPER CARPETING RUGS					3425
100 U KINGDOM		188		188	
231 HONG KONG		414		813	
347 JAPAN		2325		15727	
400 U STATES		5563		10833	
		8490		27561	
VEGETABLE FIBRES FOR BRUSHES	CWT				3428
100 U KINGDOM	18	7612	203	12023	
215 INDIA			600	2956	
304 ARGENTINA			10	2082	
306 BELGIUM	136	4089	393	9863	
352 MEXICO	41	2000	535	30382	
400 U STATES	559	27259	930	52009	
	754	40880	2671	109315	
MATS CUT PILE OF COCOA FIBRE	80 FT				3429
215 INDIA	35362	5938	108483	17549	
354 NETHRLNDS	346	145	886	375	
	35708	6083	109369	17924	
WASTE FOR FURTHER PREPARATION	CWT				3451
100 U KINGDOM	1688	49628	4253	125552	
215 INDIA	500	4563	2119	16024	
216 PAKISTAN			814	7593	
234 AUSTRALIA	84	3365	116	4668	
304 ARGENTINA			726	6383	
309 BRAZIL	1952	17525	2613	22236	
344 ITALY			1102	8201	
352 MEXICO	737	4582	737	4582	
354 NETHRLNDS			922	8955	
375 SWEDEN			45	737	
383 HAWAII			898	984	

IMPORTS INTO CANADA FOR CONSUMPTION

Articles and Countries from which Imported	MONTH OF MARCH 1957		THREE MONTHS ENDED MARCH 1957		Class Number
	Quantities	Values (\$)	Quantities	Values (\$)	
400 U STATES	38482	365279	105707	1010762	
WASTE FOR WIPING RAGS N O P	43443	444942	120052	1216677	3452
100 U KINGDOM	CWT 543	16401	3894	112723	
234 AUSTRALIA			6	405	
306 BELGIUM	45	3082	45	3082	
327 FRANCE			145	10014	
344 ITALY	117	1779	321	5132	
354 NETHRLNDS	89	514	89	514	
375 SWEDEN			299	8300	
400 U STATES	32722	237046	111937	851334	
WASTE GARNETTED READY FOR USE	33516	258822	116736	991504	3453
100 U KINGDOM	LB 1002	449	11284	3144	
327 FRANCE			4495	6691	
335 GERMANY W	44	57	44	57	
347 JAPAN	6000	695	6000	695	
400 U STATES	113366	13123	411092	52458	
BATTS BATTING WADDING N O P	120412	14324	432915	63046	3454
100 U KINGDOM	LB		112	58	
400 U STATES	17233	10502	24867	14405	
FISH NETS NETTINGS COMMERCIAL	17233	10502	24979	14463	3460
100 U KINGDOM	LB 44308	59145	147637	187327	
318 DENMARK			433	946	
347 JAPAN	60479	80198	167091	206361	
354 NETHRLNDS	12985	9839	19854	13893	
359 NORWAY			224	200	
400 U STATES	8555	18452	23483	43863	
FISHING LINES COMMERCIAL	126327	167634	358722	452590	3461
100 U KINGDOM	LB 27851	21649	117536	91120	
335 GERMANY W	1081	1849	11291	7400	
347 JAPAN	4150	7824	6250	11357	
354 NETHRLNDS	2713	1247	6613	3350	
359 NORWAY			3304	2226	
389 IRELAND	237	659	237	659	
400 U STATES	75523	70444	121189	132345	
CORDAGE MANILA OVER 1 IN CIRC	111555	103672	266420	248457	3463
100 U KINGDOM	LB 134936	33372	362781	88323	
318 DENMARK	18067	4886	30805	8051	
335 GERMANY W			327	189	
352 MEXICO	5107	600	26727	3933	
364 PHIL	42026	7703	42026	7703	
400 U STATES	1155	581	1956	1129	
CORDAGE COMMERCIAL FISH NET	201291	47142	464622	109328	3464
100 U KINGDOM	LB 178333	46339	519958	131673	
306 BELGIUM	60949	15014	78503	18659	
318 DENMARK	123950	25304	146116	31024	
347 JAPAN			3605	6142	
352 MEXICO			54184	8355	
354 NETHRLNDS			127064	24551	
364 PHIL	25866	4605	25866	4605	
400 U STATES	8856	6765	11279	13537	
CORDAGE OVER 1 INCH MOP	397954	98027	966575	238546	3465
100 U KINGDOM	LB 54681	25042	154167	48458	
400 U STATES	7712	3392	26719	11734	
COTTON FABRIC RUBBERIZED	62393	28434	180886	60192	3472
100 U KINGDOM	LB 3377	851	4607	1689	
400 U STATES	28984	21194	82838	62717	
COTTON WINDOW SHADE CLOTH	32361	22045	87445	64406	3473
400 U STATES	LB 6236	8420	11256	15437	
COTTON FABRICS COATED N O P	6236	8420	11256	15437	3474
100 U KINGDOM	LB 35187	31230	131639	108693	
306 BELGIUM			10	76	
335 GERMANY W	776	590	1906	1954	
347 JAPAN			821	191	
354 NETHRLNDS			52	76	
400 U STATES	360805	363759	1146676	1125150	
ARTISTS CANVAS COATED PREPARED	396768	395579	1281104	1236140	3475
100 U KINGDOM		78		612	
306 BELGIUM				479	
354 NETHRLNDS		235		235	
400 U STATES		2544		6293	
CANVAS FLAX FOR TENTS AWNINGS		2857		7619	3476
100 U KINGDOM	LB 10061	6479	24357	16199	
327 FRANCE	2146	1090	2146	1090	
FABRICS JUTE COATED	12207	7569	26503	17289	3478
100 U KINGDOM	LB		1640	649	
400 U STATES	20067	5688	38964	10551	
FABRICS VEG FIBRE COATED	20067	5688	40604	11200	3479
100 U KINGDOM	LB 40207	25188	115245	49627	
327 FRANCE			273	170	
335 GERMANY W			1166	625	
347 JAPAN	9950	1989	106939	19170	

IMPORTS INTO CANADA FOR CONSUMPTION

Articles and Countries from which Imported	MONTH OF MARCH 1957		THREE MONTHS ENDED MARCH 1957		Class Number
	Quantities	Values (\$)	Quantities	Values (\$)	
400 U STATES	12905	16596	61611	63732	
FABRICS FOR BRATTICE CLOTH	63062	43773	285234	133324	3480
100 U KINGDOM	19598	4085	41119	8321	
400 U STATES	375	104	1381	563	
FABRICS SILK COATED	19973	4189	42500	8884	3481
400 U STATES	389	2212	1867	9467	
FABRICS WOOL COATED	389	2212	1867	9467	3483
100 U KINGDOM	1765	787	6454	3381	
305 AUSTRIA	405	1057	564	1483	
306 BELGIUM	266	731	266	731	
335 GERMANY W	6031	14681	10634	19532	
400 U STATES	952	3966	8003	10255	
FABRICS SYNTHETIC FIBRE COATED	9419	21222	25921	35382	3484
100 U KINGDOM	82	59	82	59	
306 BELGIUM	91362	87246	219598	211498	
327 FRANCE	1143	2154	9412	17922	
335 GERMANY W	55	78	55	78	
400 U STATES	161689	246688	571323	825516	
OILCLOTH FLOOR LINOLEUM	254331	336225	800470	1055073	3485
100 U KINGDOM	2486721	330155	6442319	828948	
400 U STATES	940766	173727	2222847	404869	
OILCLOTH CARRIAGE SHELF TABLE	3427487	503882	8665166	1233817	3486
100 U KINGDOM	13335	8636	29374	19485	
335 GERMANY W			150	108	
400 U STATES	38035	26691	120567	84577	
TYPEWRITER RIBBONS	51370	35327	150091	104170	3487
100 U KINGDOM	109	316	2059	4419	
305 AUSTRIA	300	487	300	487	
400 U STATES	498	4560	1589	14661	
FABRICS COTTON TO COVER RUBBER	907	5363	3948	19567	3488
100 U KINGDOM	7734	10068	18272	22798	
400 U STATES	575	821	731	1038	
CORD TIRE FABRICS SYNTH FIBRE	8309	10889	19003	23836	3489
400 U STATES	20390	27787	114772	174740	
LACE EMBROIDERIES BOBBINET NOP	20390	27787	114772	174740	3501
100 U KINGDOM	3666	19679	8475	46649	
215 INDIA	3	100	19	318	
231 HONG KONG	95	566	362	1724	
305 AUSTRIA	59	608	418	2382	
306 BELGIUM	29	63	285	1775	
327 FRANCE	5502	49465	14281	142978	
335 GERMANY W	324	709	773	2610	
344 ITALY			15	1125	
347 JAPAN	1373	4739	2490	8608	
367 AZORES	39	306	39	306	
376 SWITZRLND	727	4297	1337	10714	
400 U STATES	26963	139898	80061	427983	
CORSETS GIRDLES BRASSIERES	38780	220430	108555	647172	3510
100 U KINGDOM		366		553	
335 GERMANY W				101	
347 JAPAN		4829		25459	
400 U STATES		152522		316732	
BRACES OR SUSPENDERS AND PARTS		157717		342845	3511
100 U KINGDOM		1374		2581	
327 FRANCE				89	
335 GERMANY W		6622		13364	
400 U STATES		3828		17076	
CHURCH VESTMENTS ANY MATERIAL		11824		33110	3512
100 U KINGDOM		2532		4425	
306 BELGIUM				695	
327 FRANCE		10518		28782	
335 GERMANY W				262	
344 ITALY		287		287	
400 U STATES		6964		17554	
GARMENTS KNITTED M O P		20301		52005	3514
100 U KINGDOM			179	1176	
344 ITALY	9	349	21	632	
347 JAPAN			640	687	
400 U STATES			280	1192	
GLOVES MITTS AND MITTENS M O P	9	349	1120	3687	3515
100 U KINGDOM	332	3430	838	8833	
335 GERMANY W	62	161	62	161	
344 ITALY	40	140	144	714	
347 JAPAN	183	711	186	794	
400 U STATES	1548	11084	3075	25875	
BERETS OF WOOL KNITTED FULLED	2165	15526	4305	36377	3516
100 U KINGDOM	361	2670	3647	16596	

IMPORTS INTO CANADA FOR CONSUMPTION

62

Articles and Countries from which Imported	MONTH OF MARCH 1957		THREE MONTHS ENDED MARCH 1957		Class Number
	Quantities	Values (\$)	Quantities	Values (\$)	
327 FRANCE	117	583	239	1253	
400 U STATES	29	274	29	274	
CAPS BONNETS BERETS M O P	507	3527	5915	18123	3517
100 U KINGDOM	4107	28489	6992	53710	
306 BELGIUM	21	74	21	74	
327 FRANCE	105	477	283	1042	
335 GERMANY W	156	767	188	1469	
344 ITALY	300	924	899	2855	
347 JAPAN	22991	34438	81348	93960	
359 NORWAY			8	59	
376 SWITZRLND			16	191	
400 U STATES	10132	37860	26863	160535	
HATS OF FUR FELT MENS	37812	103029	116618	313895	3518
100 U KINGDOM	93	4695	464	22165	
305 AUSTRIA			4	168	
344 ITALY	84	6429	118	9024	
400 U STATES	69	3906	78	4673	
HATS OF WOOL FELT	246	15030	664	36030	3519
100 U KINGDOM	27	913	48	1221	
305 AUSTRIA	2	96	2	96	
400 U STATES	145	1660	309	6222	
HATS OF FUR FELT WOMENS	174	2669	359	7539	3520
100 U KINGDOM	10	408	16	653	
327 FRANCE	11	214	52	1720	
344 ITALY	3	156	13	1067	
376 SWITZRLND	1	226	1	226	
400 U STATES	11	547	95	4044	
HATS N O P	36	1551	177	7710	3521
100 U KINGDOM	131	6215	1164	14451	
231 HONG KONG	417	1220	525	1715	
305 AUSTRIA	7	443	7	443	
327 FRANCE	10	283	187	12262	
335 GERMANY W	71	1780	110	2843	
344 ITALY	26	425	412	6756	
359 NORWAY			42	403	
376 SWITZRLND	67	4494	175	8110	
390 GERMANY E			53	522	
400 U STATES	7733	170393	20928	452376	
FIREMENS AND OTHER HELMETS	8462	185253	23603	499881	3522
100 U KINGDOM		248		750	
400 U STATES		81176		230514	
KNITTED GOODS N O P		81424		231264	3524
100 U KINGDOM	707	2296	1777	6902	
335 GERMANY W	2421	2811	3036	3624	
344 ITALY	456	1320	471	1389	
400 U STATES	26834	50691	66061	118465	
CHEMILLE YARNS AND COROS	30418	57108	71345	130380	3548
400 U STATES	284	417	390	563	
USED BAGS OF VEGETABLE FIBRE	284	417	390	563	3550
100 U KINGDOM		115		115	
400 U STATES		3054		13227	
BELTING N O P		3169		13342	3551
100 U KINGDOM	2425	2231	7348	9612	
335 GERMANY W			181	883	
400 U STATES	12593	16731	25445	37151	
BLANKETS FOR PRINTING PRESSES	15018	18962	32974	47646	3552
100 U KINGDOM		575		6357	
335 GERMANY W		735		1491	
384 P RICO				103	
400 U STATES		48732		136916	
BRAIDS COROS FRINGES NOP		50042		144867	3553
100 U KINGDOM		1200		6197	
306 BELGIUM		83		83	
327 FRANCE		283		1095	
335 GERMANY W		1353		2636	
344 ITALY		1219		1219	
347 JAPAN		70		70	
376 SWITZRLND		2884		5957	
400 U STATES		65305		201588	
CARPETS N O P		72397		218845	3554
100 U KINGDOM	99021	14498	205622	31538	
215 INDIA			1800	929	
306 BELGIUM	171845	32513	243914	48630	
317 CZECHO S	3780	868	7560	1736	
327 FRANCE			1107	793	
335 GERMANY W	2417	1367	4546	2198	
344 ITALY	21256	4845	26420	5855	
347 JAPAN	72486	7938	208162	28341	
354 NETHRLNDS			250	52	
365 POLAND			253	167	
400 U STATES	133127	57466	408062	174517	
	503932	119495	1107696	294756	

IMPORTS INTO CANADA FOR CONSUMPTION

Articles and Countries from which Imported	MONTH OF MARCH 1957		THREE MONTHS ENDED MARCH 1957		Class Number
	Quantities	Values (\$)	Quantities	Values (\$)	
CURTAINS N O P					
100 U KINGDOM		466		1788	3557
400 U STATES		8838		21414	
		9304		23202	
FELT ADHESIVE FOR VESSELS					
100 U KINGDOM		1205		3092	3558
		1205		3092	
HAT BRAIDS NOT OVER 6 INCHES					
231 HONG KONG		2368		2368	3559
344 ITALY		1474		15489	
376 SWITZRLND		62400		250817	
400 U STATES		14124		51917	
		80366		320591	
HAT SWEATS CAP PEAKS AND BANDS					
100 U KINGDOM		414		711	3560
306 BELGIUM				673	
400 U STATES		54853		144288	
		55267		145672	
HOODS AND SHAPES OF FUR FELT					
DOZ					
305 AUSTRIA	140	6074	140	6074	3561
317 CZECHO S	863	20867	977	23577	
327 FRANCE	239	10536	394	16882	
344 ITALY	68	1335	117	2721	
400 U STATES	35	1170	70	2035	
	1345	39982	1698	51289	
HOODS AND SHAPES OF WOOL FELT					
DOZ					3562
HOODS AND SHAPES KNITTED					
DOZ					
231 HONG KONG			970	8127	3563
321 ECUADOR			123	1089	
327 FRANCE			61	3682	
344 ITALY	1072	11840	7951	76198	
347 JAPAN	1397	4785	4621	15569	
352 MEXICO	500	510	1144	1167	
376 SWITZRLND	220	3277	539	9154	
393 TAIWAN			600	5678	
400 U STATES	6048	51577	15406	154603	
	9237	71989	31415	275267	
HOODS AND SHAPES N O P					
DOZ					
100 U KINGDOM	25	54	31	146	3564
327 FRANCE	1	53	7	730	
344 ITALY	365	3505	601	6740	
376 SWITZRLND	201	4003	870	15840	
400 U STATES	830	5536	2055	15653	
	1422	13151	3564	39109	
MATERIALS FOR HAT BRAIDS					3565
SURGICAL DRESSINGS					
100 U KINGDOM		14401		85255	3566
335 GERMANY W		1100		4075	
375 SWEDEN				835	
400 U STATES		50673		230819	
		66174		320984	
ELASTIC WEBBING WOVEN FOR MFRS					
LB					
100 U KINGDOM	258	814	2028	3361	3567
335 GERMANY W	1428	4089	4006	12144	
347 JAPAN	3698	2283	5103	3350	
354 NETHRLNDS			338	809	
400 U STATES	11024	16597	30390	55040	
	16408	23783	41865	74704	
ELASTIC WEBBING WOVEN N O P					
LB					
100 U KINGDOM	935	1796	2605	5249	3568
335 GERMANY W	531	1313	1912	4433	
344 ITALY	1776	2834	3356	5298	
347 JAPAN	48647	28411	88312	53516	
354 NETHRLNDS	333	599	1445	2467	
400 U STATES	16397	24853	54284	84601	
	68619	59806	151914	155564	
WINDOW SHADES ON ROLLERS N O P					
400 U STATES		1252		4499	3569
		1252		4499	
CORDED RIBBONS FOR MENS HATS					
LB					
400 U STATES	4155	20452	13121	63459	3570
	4155	20452	13121	63459	
NONELASTIC FABRICS FOR GARTERS					
LB					
100 U KINGDOM	30	63	30	63	3571
400 U STATES	177	226	2053	6116	
	207	289	2083	6179	
FABRICS FOR CARD CLOTHING					
LB					
400 U STATES	162	295	835	1519	3572
	162	295	835	1519	
FIBRE OR TEXTILE PRODUCTS N O P					
344 ITALY		862		1129	3573
376 SWITZRLND				79	
400 U STATES		14147		59835	
		15009		61043	
BRAIDED CORD 1 IN CIRC OR LESS					
LB					
100 U KINGDOM	820	1212	820	1212	3574
400 U STATES	6814	4530	21236	15730	
	7634	5742	22056	16942	
ELASTIC WEBBING BRAIDED					
LB					
100 U KINGDOM	2100	3490	2954	5045	3576
335 GERMANY W			615	1685	
344 ITALY	1140	1241	3078	4484	
347 JAPAN	4649	2865	12880	10178	
354 NETHRLNDS	230	494	807	1712	

IMPORTS INTO CANADA FOR CONSUMPTION

Articles and Countries from which Imported	MONTH OF MARCH 1957		THREE MONTHS ENDED MARCH 1957		Class Number
	Quantities	Values (\$)	Quantities	Values (\$)	
360 ISRAEL			716	695	
400 U STATES	3318	8675	13424	37562	
	11437	16765	34474	61361	

IMPORTS INTO CANADA FOR CONSUMPTION

Articles and Countries from which Imported	MONTH OF MARCH 1957		THREE MONTHS ENDED MARCH 1957		Class Number
	Quantities	Values (\$)	Quantities	Values (\$)	
GROUP 4					
WOOD WOOD PRODUCTS AND PAPER					
CANE REED OR RATTAN					4002
215 INDIA				2552	
231 HONG KONG				730	
335 GERMANY W		3050		3329	
354 NETHRLNDS				90	
400 U STATES		172		1670	
		3222		8371	
OSIERS WILLOWS AND BAMBOOS					4003
215 INDIA				373	
231 HONG KONG				81	
347 JAPAN		1385		2567	
400 U STATES		201		201	
		1586		3222	
CORKWOOD UNMANUFACTURED					4011
366 PORTUGAL				1147	
372 SPAIN				577	
400 U STATES		759		1012	
		759		2736	
FENCE POSTS	NO				4021
400 U STATES	8501	1807	10326	3193	
	8501	1807	10326	3193	
HICKORY BILLETS					4022
400 U STATES		17434		28010	
		17434		28010	
POLES TELEGRAPH AND PILING	NO				4024
400 U STATES	7321	242955	22790	897698	
	7321	242955	22790	897698	
RAILWAY TIES	NO				4025
400 U STATES	7892	25439	21247	81733	
	7892	25439	21247	81733	
LOGS ROUND UNMANUFACTURED NOP	M FT				4026
400 U STATES	25484	1220403	80502	3929216	
	25484	1220403	80502	3929216	
HANDLE SHINGLE BOLTS FELLOES					4032
400 U STATES		3616		9577	
		3616		9577	
HUB LAST WAGON OAR GUN BLOCKS					4033
335 GERMANY W				274	
400 U STATES		36922		132079	
		36922		132353	
WOOD TEN PIN BLOCKS ROUGH					4034
TEAK AMARANTH TROPICAL WOODS					4041
100 U KINGDOM				345	
210 G COAST		6077		18075	
217 CEYLON				320	
218 MALAYA				2660	
219 BEI OTHER				1528	
221 B GUIANA		682		1672	
234 AUSTRALIA		4980		19345	
309 BRAZIL				903	
318 DENMARK				736	
321 ECUADOR		649		649	
335 GERMANY W				78	
347 JAPAN		958		958	
363 PERU		1599		1599	
371 THAILAND		7544		7544	
400 U STATES		24484		64112	
		46973		120524	
ASH WHITE	M FT				4042
400 U STATES	126	19187	349	55289	
	126	19187	349	55289	
CEDAR	M FT				4043
400 U STATES	167	21505	372	52715	
	167	21505	372	52715	
CHESTNUT	M FT				4044
400 U STATES	1	456	3	940	
	1	456	3	940	
FIR	M FT				4045
400 U STATES	5678	468545	14104	1188981	
	5678	468545	14104	1188981	
GUMWOOD	M FT				4046
400 U STATES	50	5542	106	12738	
	50	5542	106	12738	
HEMLOCK	M FT				4047
400 U STATES	219	15172	878	70584	
	219	15172	878	70584	
HICKORY	M FT				4048
400 U STATES	1	70	2	287	
	1	70	2	287	
MAHOGANY	M FT				4049
210 G COAST			14	5973	
222 B HONO	55	16038	174	51863	
309 BRAZIL			50	7301	
328 FR AFRICA			32	6375	
347 JAPAN	48	7816	171	28456	
364 PHIL	45	7812	230	39750	
400 U STATES	192	50434	502	134644	
	340	82900	1173	274362	

IMPORTS INTO CANADA FOR CONSUMPTION

Articles and Countries from which Imported	MONTH OF MARCH 1957		THREE MONTHS ENDED MARCH 1957		Class Number
	Quantities	Values (\$)	Quantities	Values (\$)	
OAK 347 JAPAN 400 U STATES	M FT				4050
	15	3087	15	3087	
PINE SOUTHERN YELLOW OR PITCH 400 U STATES	M FT				4051
	3414	495525	10316	1421332	
PINE WHITE OR OTHER N O P 309 BRAZIL 400 U STATES	M FT				4052
	288	56567	667	116093	
POPLAR 400 U STATES	M FT				4053
	288	56567	667	116093	
REDWOOD 400 U STATES	M FT				4054
	2700	248115	6359	568019	
WALNUT 400 U STATES	M FT				4055
	2700	248115	6369	568931	
LUMBER AND TIMBER HARDWOOD N O P 400 U STATES	M FT				4056
	298	37530	723	93517	
LUMBER AND TIMBER N O P 381 ALASKA 400 U STATES	M FT				4057
	298	37530	723	93517	
HARDWOOD FLOORING 400 U STATES	M FT				4058
	85	20270	203	46532	
PINE PONDEROSA AND SUGAR 400 U STATES	M FT				4059
	85	20270	203	46532	
LATHS 400 U STATES	M FT				4071
	163	55556	562	171332	
PICKETS PLAIN 400 U STATES	M FT				4072
	163	55556	562	171332	
PLYWOOD GLUED OR CEMENTED 100 U KINGDOM 326 FINLAND 327 FRANCE 335 GERMANY W 344 ITALY 347 JAPAN 354 NETHRLMDS 360 ISRAEL 365 POLAND 375 SWEDEN 400 U STATES	M FT				4073
	2260	206017	5782	555264	
SHINGLES OF WOOD 400 U STATES	M FT				4074
	2260	206017	5782	555264	
VENEERS OF ROSEWOOD ETC 100 U KINGDOM 347 JAPAN 400 U STATES	M FT				4075
	587	32805	1367	84263	
VENEERS OF WOOD N O P 307 BEL CONGO 318 DENMARK 344 ITALY 400 U STATES	M FT				4076
	587	32805	1379	85071	
VENEERS OF WOOD TAPED JOINTED 400 U STATES	M FT				4077
	1060	133777	3542	433622	
VENEERS AUSTRALIAN BLACKWOOD 400 U STATES	M FT				4078
	1060	133777	3542	433622	
PLYWOOD FACED WITH METAL 335 GERMANY W 400 U STATES	M FT				4079
	2137	210106	5660	558962	
BARK CRUDE FOR TANNERS USE	M				4081
			14	209	
FUELWOOD 400 U STATES	M				4082
			14	209	
PULPWOOD 400 U STATES	M				4083
SAWDUST AND WOOD FLOUR 400 U STATES	M				4084
BARRELS EMPTY SLACK	M				4090
BARRELS EMPTY TIGHT 400 U STATES	M				4091
STAVES OAK SAWN SPLIT OR CUT 400 U STATES	M				4094

IMPORTS INTO CANADA FOR CONSUMPTION

Articles and Countries from which Imported	MONTH OF MARCH 1957		THREE MONTHS ENDED MARCH 1957		Class Number
	Quantities	Values (\$)	Quantities	Values (\$)	
STAVES ROUGH SAWN N O P 400 U STATES	M		15	1384	4095
STAVES N O P 100 U KINGDOM 400 U STATES	M	13 358 101 4982 114 5340	36 1060 558 17961 594 19021	15 1384 15 1384	4097
WOODEN PAILS AND TUBS					4098
HOOPS HEADS AND LINERS OF WOOD 100 U KINGDOM 400 U STATES		1019 1865 4599 59345 5618 61210			4099
CORK SLABS BOARDS TILES N O P 100 U KINGDOM 318 DENMARK 335 GERMANY W 366 PORTUGAL 372 SPAIN 400 U STATES		86 3315 6800 28002 183 183 4505 8319 13450 100906 8406 16307 33430 157032			4101
CORKS THREE FOURTHS IN OR LESS 100 U KINGDOM 366 PORTUGAL 372 SPAIN 400 U STATES	LB	12 117 1021 1519 410 711 1443 2347	12 117 1173 1731 73 215 570 1001 1828 3064		4102
CORKS OVER THREE FOURTHS INCH 366 PORTUGAL 372 SPAIN 400 U STATES	LB	11069 15116 859 1164 929 3170 12857 19450	50521 72918 4175 11886 1741 4888 56437 89692		4103
CORK SLABS BOARDS FOR MFRS 366 PORTUGAL 372 SPAIN 400 U STATES		7450 7737 5622 100672 88411 298723 101483 407132			4104
MANUFACTURES OF CORKWOOD N O P 100 U KINGDOM 305 AUSTRIA 327 FRANCE 366 PORTUGAL 372 SPAIN 375 SWEDEN 400 U STATES		4769 15944 86 86 264 264 27512 69650 7945 23186 190 190 13347 46005 53573 155325			4105
BILLETS OF WOOD FOR BATS 400 U STATES		5915 17315 5915 17315			4112
GUN STOCKS OF WALNUT ROUGH					4113
WOOD HANDLES FOR AGRIC IMPL 400 U STATES		15293 92393 15293 92393			4114
HANDLES OF WOOD N O P 100 U KINGDOM 335 GERMANY W 375 SWEDEN 400 U STATES		436 756 41700 105141 42136 107526			4118
SHAFTS OR HEADS FOR GOLF CLUBS 400 U STATES		1353 15003 1353 15003			4119
LASTS OF WOOD 335 GERMANY W 400 U STATES		264 264 1643 11960 1643 12224			4120
MEXICAN SADDLE TREES STIRRUPS 400 U STATES		868 3663 868 3663			4121
SPOKES HICKORY OAK ROUGH 400 U STATES				3901 3901	4122
WALKING STICKS AND CANES 100 U KINGDOM 327 FRANCE 347 JAPAN 400 U STATES		599 2689 444 444 50 50 1361 2063 2010 5246			4125
SULPHITE PULP BL DISSOLVING 400 U STATES	CWT	5727 63427 5727 63427	22172 222471 22172 222471		4130
SODA PULP	CWT				4131
SULPHITE PULP UNSBLEACHED 400 U STATES	CWT	63713 374325 63713 374325	194821 1145896 194821 1145896		4132
SULPHITE PULP BLEACHED N O P 400 U STATES	CWT	20093 131830 20093 131830	63236 420167 63236 420167		4133
SULPHATE OR KRAFT PULP 400 U STATES	CWT	28494 180700 28494 180700	85884 550975 85884 550975		4134
WOOD PULP MECHANICAL	CWT				4135

IMPORTS INTO CANADA FOR CONSUMPTION

Articles and Countries from which Imported	MONTH OF MARCH 1957		THREE MONTHS ENDED MARCH 1957		Class Number
	Quantities	Values (\$)	Quantities	Values (\$)	
PULP OF STRAW OR YEG FIBRE NOP 100 U KINGDOM 335 GERMANY W 400 U STATES	CWT 20 7 17895 17922	515 293 187727 188535	20 7 43935 43962	515 293 463703 464511	4136
BOBBINS SHUTTLES AND SPOOLS 100 U KINGDOM 376 SWITZRLND 400 U STATES		256 459 33645 33901		459 2413 89475 92347	4141
CASKETS COFFINS AND METAL PTB 400 U STATES		38438 38438		120363 120363	4142
CHARCOAL MADE FROM WOOD 400 U STATES	TON 110 110	9712 9712	450 450	38276 38276	4143
CHURNS N O P WASHBOARDS 100 U KINGDOM 335 GERMANY W 388 YUGO SLAV 400 U STATES		187 64 1246 1497		373 381 4139 4957	4144
CLOTHES PINS AND PARTS 318 DENMARK 375 SWEDEN 400 U STATES	GROSS 9900 7750 17650	3180 2766 5946	21025 7750 30500	6778 2766 1139 10683	4145
CRUTCHES OR STAFFS 400 U STATES		2762 2762		8397 8397	4146
CURTAIN STRETCHERS 400 U STATES		643 643		4369 4369	4147
DOORS WOOD 6 FT X 2 FT OR OVER 100 U KINGDOM 335 GERMANY W 400 U STATES	MD 690 1297 1987	3151 30394 33545	15 1360 4245 5620	1197 6280 67182 74659	4148
EXCELSIOR OR WOOD WOOL 400 U STATES		973 973		2735 2735	4149
FIBRE AND MANUFACTURES N O P 100 U KINGDOM 335 GERMANY W 375 SWEDEN 400 U STATES		972 813 79697 81482		3932 2605 2847 244390 253774	4150
FURNITURE MAINLY OF WOOD 100 U KINGDOM 215 INDIA 218 MALAYA 231 HONG KONG 236 NEW ZEAL 305 AUSTRIA 306 BELGIUM 313 CHINA 317 CZECHO S 318 DENMARK 322 EGYPT 327 FRANCE 335 GERMANY W 344 ITALY 347 JAPAN 352 MEXICO 353 MOROCCO 354 NETHRLMDS 359 NORWAY 361 PANAMA 365 POLAND 372 SPAIN 375 SWEDEN 376 SWITZRLND 383 HAWAII 388 YUGO SLAV 392 SYRIA 400 U STATES		7706 236 8749 699 971 8443 29811 346 4443 11166 3729 5980 284 819 3543 275 3342 513 809 843 843 589854 682561		36854 1068 58 33129 100 699 886 971 11201 107331 346 9726 32609 10587 19436 1181 284 4122 6736 275 7617 231 4825 1038 84 1269 73 1517331 1610067	4151
MATCHES OF WOOD 100 U KINGDOM 344 ITALY 354 NETHRLMDS 365 POLAND 375 SWEDEN 400 U STATES		367 75 3180 2531 6153		917 686 75 1233 6360 23512 32783	4152
MOULDINGS OF WOOD 335 GERMANY W 400 U STATES		1791 1791		128 7109 7237	4153
SKIS RACQUETS AND FRAMES BATS 100 U KINGDOM 215 INDIA 216 PAKISTAN 234 AUSTRALIA 305 AUSTRIA 306 BELGIUM		3364 927 2555 285 2645 936		14233 927 10794 2557 9142 1971	4154

IMPORTS INTO CANADA FOR CONSUMPTION

Articles and Countries from which Imported	MONTH OF MARCH 1957		THREE MONTHS ENDED MARCH 1957		Class Number
	Quantities	Values (\$)	Quantities	Values (\$)	
317 CZECHO S				298	
318 DENMARK				60	
326 FINLAND				324	
327 FRANCE				3225	
335 GERMANY W		434		13490	
344 ITALY		67		207	
347 JAPAN		2212		2774	
354 NETHRLNDS		1652		1652	
359 NORWAY				2492	
375 SWEDEN				2193	
376 SWITZRLND		97		1371	
400 U STATES		11164		48459	
		26338		116169	
WINDOW SASH OF WOOD					
400 U STATES		2692		9823	4155
		2692		9823	
WOOD BOXES CRATES AND SHOOKS					
100 U KINGDOM		89		89	4156
347 JAPAN		154		219	
390 GERMANY E				862	
400 U STATES		21023		74990	
		21866		76160	
MANUFACTURES OF WOOD N O P					
100 U KINGDOM		15748		37528	4157
203 B E AFR		65		875	
205 RHOD NYAS		274		274	
215 INDIA		763		1187	
225 TRINIDAD				74	
231 HONG KONG		101		1870	
234 AUSTRALIA		120		187	
305 AUSTRIA		71		407	
306 BELGIUM				520	
317 CZECHO S		56		2465	
318 DENMARK		834		2175	
326 FINLAND		1824		1824	
327 FRANCE		3020		4169	
335 GERMANY W		8282		46576	
344 ITALY		3719		6518	
347 JAPAN		28969		80065	
352 MEXICO		838		2105	
354 NETHRLNDS				690	
359 NORWAY				102	
375 SWEDEN		5349		30263	
376 SWITZRLND				456	
383 HAWAII		650		650	
388 YUGO SLAV		274		559	
390 GERMANY E		95		95	
400 U STATES		265132		812480	
		336184		1034114	
BOWLS TRAYS AND DISHES OF WOOD					
205 RHOD NYAS				158	4158
215 INDIA				176	
224 JAMAICA				102	
313 CHINA		110		110	
317 CZECHO S		187		187	
318 DENMARK		1352		1352	
327 FRANCE		1579		1666	
335 GERMANY W				250	
344 ITALY		189		2798	
347 JAPAN		9844		32327	
352 MEXICO		51		123	
375 SWEDEN				230	
383 HAWAII		616		616	
388 YUGO SLAV		99		99	
400 U STATES		8287		15465	
		22314		55659	
PLAYING CARD STOCK	LB				
400 U STATES			41472	11889	4159
			41472	11889	
CONT BOARD FOR MOIST OILY FOOD	LB				
400 U STATES	416246	42337	3831707	357279	4160
	416246	42337	3831707	357279	
CARD STOCK BRISTOL BOARD N O P	LB				
400 U STATES	193527	32628	772694	121115	4161
	193527	32628	772694	121115	
CHIPBOARD NEWS BOARD	LB				
400 U STATES	412360	47490	1278577	129807	4162
	412360	47490	1278577	129807	
LEATHER BOARD LEATHEROID MFRS	LB				
100 U KINGDOM	29897	2996	46276	7897	4163
306 BELGIUM			9400	2492	
335 GERMANY W	13017	2709	33698	6697	
400 U STATES	9712	5572	73957	26156	
	52626	11277	163331	43242	
MILLBOARD AND BINDERS BOARD	LB				
400 U STATES	316023	23773	1046843	84836	4164
	316023	23773	1046843	84836	
PULPBOARD FOR MFR OF WALLBOARD	LB				
400 U STATES	3562607	188819	10848443	563510	4165
	3562607	188819	10848443	563510	
PULPBOARD TO WRAP ROLLS PAPER	LB				
400 U STATES	265686	15089	1081224	62380	4166
	265686	15089	1081224	62380	
STRAWBOARD N O P	LB				
354 NETHRLNDS			14000	411	4167
400 U STATES	887	150	5233	1133	
	887	150	19233	1544	

IMPORTS INTO CANADA FOR CONSUMPTION

70

Articles and Countries from which Imported	MONTH OF MARCH 1957		THREE MONTHS ENDED MARCH 1957		Class Number
	Quantities	Values (\$)	Quantities	Values (\$)	
PULP BOARD FOR CONTAINERS	LB				4168
384 P RICO			70 236	3305	
400 U STATES	6169428	367272	12671976	789108	
	6169428	367272	12742212	792413	
BUILDING AND INSULATING BOARD	LB				4169
100 U KINGDOM	600	137	28195	5245	
326 FINLAND	119007	5305	259463	11890	
352 MEXICO	50000	1965	97760	5076	
359 NORWAY	86327	3594	86327	3594	
375 SWEDEN	318418	20427	791678	45927	
400 U STATES	3391119	372810	10903625	1230315	
	3965471	404238	12167048	1302047	
PULPBOARD OTHER FIBREBOARD NOP	LB				4170
100 U KINGDOM	2209	730	14311	3782	
400 U STATES	726928	114157	2018655	343383	
	729137	114887	2032966	347165	
ELECTRIC INSULATING PRESSBOARD	LB				4171
100 U KINGDOM			23764	5716	
375 SWEDEN			13000	2269	
400 U STATES	178885	43896	595982	139444	
	178885	43896	632746	147429	
FELTBOARD ROOF FELT NOT COATED	LB				4172
400 U STATES	1252611	37801	3185546	102959	
	1252611	37801	3185546	102959	
PRESSBOARD N O P	LB				4173
100 U KINGDOM	570	114	12029	3238	
375 SWEDEN			2000	355	
400 U STATES	190338	64322	524466	143362	
	190908	64436	538495	146955	
SHOEBOARDS	LB				4174
100 U KINGDOM	12866	2123	15106	2270	
306 BELGIUM	10879	2208	23424	4865	
400 U STATES	62771	19805	289891	73322	
	86516	24136	328421	80457	
PAPERBOARD FOR SHOEBOARDS	LB				4175
100 U KINGDOM			3660	842	
400 U STATES	65126	10367	142126	22291	
	65126	10367	145786	23133	
GYPNUM BOARD LATH ROCK LATH	LB				4176
400 U STATES	12112	155	52672	901	
	12112	155	52672	901	
ENAMELLED PAPER	LB				4178
400 U STATES			384	102	
			384	102	
CARBON PAPER	LB				4179
100 U KINGDOM	7153	8661	16352	18887	
305 AUSTRIA	2533	1987	3335	2684	
327 FRANCE			988	255	
400 U STATES	52666	35737	162114	108341	
	62352	46385	182789	130167	
ROTOGRAVURE PRINTING PAPER	LB				4180
BOOK PAPER FOR PERIODICALS	LB				4181
400 U STATES	85330	7849	331887	28094	
	85330	7849	331887	28094	
BOOK PRINTING LITHO PAPER NOP	LB				4182
100 U KINGDOM	51989	11835	63864	14887	
400 U STATES	191630	41038	570997	125106	
	243619	52873	634861	139993	
BOOK PRINTING PAPER COATED NOP	LB				4183
100 U KINGDOM			2202	401	
400 U STATES	327284	99094	1081612	310205	
	327284	99094	1083814	310606	
COATED PAPERS FOR PERIODICALS	LB				4184
400 U STATES	163117	20548	534012	71447	
	163117	20548	534012	71447	
COVER PAPERS NOT PASTED COATED	LB				4185
100 U KINGDOM	14049	7886	25000	14368	
400 U STATES	60572	14713	129911	34727	
	74621	22599	154911	49095	
COVER PAPERS PASTED COATED	LB				4186
100 U KINGDOM			10950	4930	
400 U STATES	27074	11865	85276	32878	
	27074	11865	96226	37808	
SURFACE COATED PAPER N O P	LB				4187
100 U KINGDOM	17522	9714	59654	31656	
306 BELGIUM			600	773	
335 GERMANY W	1993	840	1993	840	
375 SWEDEN			5624	791	
376 SWITZRLND			7303	4796	
400 U STATES	204997	151203	570871	407943	
	224512	161757	646045	446799	
WAXED PAPER IN PACKAGE FORM	LB				4189
WAXED PAPER FOR WRAPPING N O P	LB				4190
100 U KINGDOM	280	138	280	138	
400 U STATES	52158	19262	173726	53863	
	52438	19400	174006	54001	
GREASEPROOF AND GLASSINE PAPER	LB				4191
400 U STATES	59680	15317	174966	46760	
	59680	15317	174966	46760	
TISSUE WRAPPING PAPER	LB				4192
375 SWEDEN			11867	1524	
400 U STATES	122249	16681	518515	66574	
	122249	16681	530382	68098	

IMPORTS INTO CANADA FOR CONSUMPTION

Articles and Countries from which Imported	MONTH OF MARCH 1957		THREE MONTHS ENDED MARCH 1957		Class Number
	Quantities	Values (\$)	Quantities	Values (\$)	
VEGETABLE PARCHMENT PAPER	LB				4193
100 U KINGDOM	64215	14948	68995	15946	
400 U STATES	3564	1249	15419	5291	
	67779	16197	84414	21237	
WRAPPING PAPER KRAFT	LB				4195
400 U STATES	148741	17914	732218	84941	
	148741	17914	732218	84941	
WRAPPING PAPER OILED COATED	LB				4196
100 U KINGDOM	3679	882	3679	882	
400 U STATES	16137	5399	141752	31588	
	19816	6281	145431	32470	
WRAPPING PAPER ALL KINDS N O P	LB				4197
335 GERMANY W			821	336	
400 U STATES	561103	83004	1100252	167876	
	561103	83004	1101073	168212	
DUPLEX BACKING PAPER	LB				4198
400 U STATES	61686	31230	195345	97460	
	61686	31230	195345	97460	
IMITATION PARCHMENT WRAPPING	LB				4199
WRAPPER SHEETS AND HEADS	LB				4200
400 U STATES	3680	337	355824	30508	
	3680	337	355824	30508	
BOND AND LEDGER PAPERS UNCUT	LB				4201
400 U STATES	205167	43468	642279	144273	
	205167	43468	642279	144273	
ENVELOPES	M				4202
100 U KINGDOM			111	495	
359 NORWAY			100	149	
400 U STATES	2531	16936	7859	49733	
	2531	16936	8070	50377	
ONION SKIN AND MANIFOLD PAPER	LB				4203
100 U KINGDOM	731	413	731	413	
335 GERMANY W			2009	907	
400 U STATES	34868	28486	127062	87038	
	35599	28899	129802	88358	
BOXED PAPER AND PAPETERIES	LB				4204
100 U KINGDOM			742	375	
306 BELGIUM	121	68	121	68	
335 GERMANY W			300	161	
400 U STATES	15602	11356	42312	28518	
	15723	11424	43475	29122	
HAND MADE PAPER 40 C OR OVER	LB				4205
100 U KINGDOM			1325	1028	
			1325	1028	
WASTE PAPER	CWT				4209
400 U STATES	63520	99577	154133	248802	
	63520	99577	154133	248802	
ELECTRIC CABLE INSULATG PAPER	LB				4210
100 U KINGDOM			9436	1980	
400 U STATES	347594	150217	954253	430842	
	347594	150217	963689	432822	
PHOTOGRAPHERS PAPERS					4211
100 U KINGDOM		444		20156	
305 AUSTRIA		339		339	
306 BELGIUM		7142		86499	
335 GERMANY W		32573		86647	
347 JAPAN				84	
354 NETHRLNDS				4559	
376 SWITZRLND				531	
400 U STATES		212949		615421	
		253447		814236	
BLOTTING PAPER NOT PRINTED	LB				4212
100 U KINGDOM			3527	874	
400 U STATES	22789	8887	120916	50493	
	22789	8887	124443	51367	
CIGARETTE PAPER UNGUMMED	LB				4213
327 FRANCE			31200	12686	
335 GERMANY W	218	278	218	278	
400 U STATES	226185	109395	765855	366616	
	226403	109673	797273	379580	
CIGARETTE PAPER GUMMED ROLLS	LB				4214
CIGARETTE PAPERS IN PACKETS	M				4215
327 FRANCE	250	3668	1200	19487	
400 U STATES			501	5291	
	250	3668	1701	24778	
CREPE PAPER DECORATIVE ROLLS	LB				4216
400 U STATES			10041	4675	
			10041	4675	
GUMMED PAPER	LB				4217
100 U KINGDOM	41734	9455	74626	18495	
335 GERMANY W			500	1062	
400 U STATES	276103	120691	635089	283053	
	317837	130146	710215	302610	
HANGINGS OR WALL PAPER	LB				4218
100 U KINGDOM	4601	1386	22069	5578	
400 U STATES	28287	20043	100986	58253	
	32888	21429	123055	63831	
PAPER FOR SHOT SHELLS GUN WADS	LB				4219
400 U STATES	37817	10919	120602	31242	
	37817	10919	120602	31242	
PAPIERMACHE WARE N O P	LB				4220
100 U KINGDOM			3690	850	
335 GERMANY W	110	225	110	225	
347 JAPAN	3597	856	3597	856	

IMPORTS INTO CANADA FOR CONSUMPTION

Articles and Countries from which Imported	MONTH OF MARCH 1957		THREE MONTHS ENDED MARCH 1957		Class Number
	Quantities	Values (\$)	Quantities	Values (\$)	
400 U STATES	878	581	10038	4222	
PAPER DECALCOMANIA	4585	1662	17435	6153	4222
100 U KINGDOM	2139	691	17773	5566	
400 U STATES	17721	8311	62270	24000	
PAPER MATRIX FOR PRINTING	19860	9002	80043	29566	4223
100 U KINGDOM			4066	336	
400 U STATES	94010	39040	299446	121768	
PAPER MATTING	94010	39040	303512	122104	4224
347 JAPAN			1200	799	
400 U STATES	9471	3432	32020	12974	
PAPER PHOTO BARYTA COATED	9471	3432	33220	13773	4225
100 U KINGDOM	649	1679	649	1679	
400 U STATES	191601	67882	639491	221076	
SHINGLES OF PAPER OR FELT	192250	69561	640140	222755	4226
400 U STATES	177675	4783	185150	5070	
ROOFING SHEATHING PAPER PREPRD	177675	4783	185150	5070	4227
400 U STATES	779074	44777	1343106	86649	
TISSUE PAPER N O P	779074	44777	1343106	86649	4228
327 FRANCE	150	269	150	269	
400 U STATES	47937	10835	157370	35011	
TOILET PAPER	48087	11104	157520	35280	4229
100 U KINGDOM			2520	525	
400 U STATES	178910	20963	476201	63473	
TOWELS AND NAPKINS PLAIN	178910	20963	478721	63998	4230
400 U STATES	83886	18159	335187	61893	
WAXED STENCIL PAPER	83886	18159	335187	61893	4231
100 U KINGDOM	39087	32086	79464	62884	
305 AUSTRIA	1562	1166	7302	3804	
318 DENMARK			3362	2736	
400 U STATES	3325	3626	23315	23651	
ALL KINDS OF PAPER N O P	43974	36878	113443	93075	4232
100 U KINGDOM	2741	676	5615	1718	
306 BELGIUM			6980	685	
327 FRANCE	2244	1436	2244	1436	
335 GERMANY W			2470	477	
344 ITALY			292	150	
393 TAIWAN	935	1592	935	1592	
400 U STATES	785731	178979	2427870	571411	
TISSUE PAPER FOR STENCILS	791651	182683	2446406	577469	4233
400 U STATES			220	173	
FACIAL TISSUES HANDKERCHIEFS			220	173	4234
400 U STATES	323979	56293	1231968	215515	
PAPER NAPKINS N O P	323979	56293	1231968	215515	4235
100 U KINGDOM	1272	657	3631	1614	
318 DENMARK	3990	2050	13589	6529	
335 GERMANY W			2659	1401	
375 SWEDEN	314	163	314	163	
400 U STATES	65579	19009	196502	53181	
CARBONIZING TISSUE PAPER	71155	21879	216695	62888	4236
100 U KINGDOM	28322	18797	88360	59597	
327 FRANCE			3331	1006	
400 U STATES	163716	34595	487721	109047	
CABLE INSULATING PAPER N O P	192038	53392	579412	169650	4237
400 U STATES	36688	13174	168308	49427	
CASH REGISTER PAPER	36688	13174	168308	49427	4238
400 U STATES			52272	13109	
FILTER PAPER			52272	13109	4239
100 U KINGDOM	814	330	3974	1769	
327 FRANCE			1730	472	
335 GERMANY W	800	445	800	445	
400 U STATES	146895	105957	375739	301404	
TABULATING PAPER AND STOCK	148509	106732	382243	304090	4240
400 U STATES	173250	17686	949921	99328	
BAGS AND SACKS OF PAPER	173250	17686	949921	99328	4241
100 U KINGDOM	3950	960	4653	1277	
347 JAPAN			388	70	
354 NETHRLNDS			10675	3540	
381 ALASKA	482	191	482	191	
400 U STATES	441028	92349	1431255	286056	
PAPER PROTECTORS FOR PLANTS	445460	93500	1447453	291134	4242
100 U KINGDOM				381	
400 U STATES		5037		19332	
		5037		19713	

IMPORTS INTO CANADA FOR CONSUMPTION

73

Articles and Countries from which Imported	MONTH OF MARCH 1957		THREE MONTHS ENDED MARCH 1957		Class Number
	Quantities	Values (\$)	Quantities	Values (\$)	
CONTAINERS PAPERBOARD N O P	LB				4243
100 U KINGDOM	1725	1973	8542	4036	
306 BELGIUM			92	90	
327 FRANCE			1764	946	
335 GERMANY W	898	344	4739	1898	
354 NETHRLNDS			120	70	
376 SWITZRLND	150	56	150	56	
400 U STATES	784350	231249	2275557	645594	
	787123	233622	2290964	652690	
MILK BOTTLE CAPS OF PAPER					4244
PAPER TUBES AND CONES FOR YARN	LB				4245
100 U KINGDOM	767	285	6062	2714	
335 GERMANY W	9090	8265	17114	15694	
400 U STATES	47501	11972	96784	41882	
	57358	20522	119960	60290	
PAPER PATTERNS BOOT AND SHOE					4246
400 U STATES		855		9219	
		855		9219	
POCKET SPUTUM CUPS AND REFILLS					4247
100 U KINGDOM		51		51	
400 U STATES		323		862	
		374		913	
TWINE OR YARN OF PAPER	LB				4248
375 SWEDEN			29743	4562	
400 U STATES	78675	19204	246658	56726	
	78675	19204	276401	61288	
WINDOW BLINDS OF PAPER					4251
MANUFACTURES OF PAPER N O P					4252
100 U KINGDOM		13509		37501	
231 HONG KONG		62		613	
305 AUSTRIA		2158		7817	
306 BELGIUM				80	
318 DENMARK				335	
327 FRANCE		834		2250	
335 GERMANY W		5805		14743	
344 ITALY				228	
347 JAPAN		3672		5998	
354 NETHRLNDS				174	
375 SWEDEN		395		1482	
376 SWITZRLND		699		2865	
378 JORDAN				176	
400 U STATES		494354		1541349	
		521488		1615611	
PAPER CORES	LB				4253
400 U STATES	262376	23796	958494	80058	
	262376	23796	958494	80058	
PAPER CUPS DISHES TABLEWARE					4254
100 U KINGDOM				76	
400 U STATES		32087		79167	
		32087		79243	
PAPER DOILIES AND LACE PAPER	LB				4255
100 U KINGDOM	2532	1159	11063	5514	
335 GERMANY W			157	56	
400 U STATES	37401	19630	105795	54585	
	39933	20789	117015	60155	
PAPER NOVELTIES FLOWERS GAMES					4256
100 U KINGDOM		3666		9349	
231 HONG KONG				51	
305 AUSTRIA				88	
318 DENMARK		254		254	
327 FRANCE		151		151	
335 GERMANY W		253		1331	
347 JAPAN		13177		46141	
352 MEXICO				457	
390 GERMANY E		4625		10201	
400 U STATES		25074		53690	
		47200		121713	
PAPER PATTERNS N O P					4257
100 U KINGDOM		52		111	
327 FRANCE		139		207	
400 U STATES		44182		121798	
		44373		122116	
SHIPPING CONTAINERS	LB				4258
100 U KINGDOM			434	59	
400 U STATES	919797	101286	2748149	305417	
	919797	101286	2748583	305476	
TRAYS FOR PACKAGING APPLES	LB				4259
400 U STATES	3445	388	5191	620	
	3445	388	5191	620	
PAPER MATCHES					4260
344 ITALY		114		1072	
400 U STATES		14591		54344	
		14705		55416	
ARTISTS PROOF ETCHINGS					4261
100 U KINGDOM		278		278	
376 SWITZRLND		53		53	
400 U STATES		84		645	
		415		976	
ADMIRALTY CHARTS MANUSCRIPTS					4262
100 U KINGDOM		327		576	
227 BAHAMAS				200	
327 FRANCE				69	
400 U STATES		3591		14365	
		3918		15210	

IMPORTS INTO CANADA FOR CONSUMPTION

Articles and Countries from which Imported	MONTH OF MARCH 1957		THREE MONTHS ENDED MARCH 1957		Class Number
	Quantities	Values (\$)	Quantities	Values (\$)	
BLUEPRINTS N O P AND HYDRO PLANS					4263
100 U KINGDOM		3462		10506	
234 AUSTRALIA				3891	
306 BELGIUM		1900		1900	
318 DENMARK		192		192	
327 FRANCE		26779		26868	
335 GERMANY W				124	
347 JAPAN				150	
400 U STATES		479436		1053833	
		511769		1097464	
MUSIC FOR MECHANICAL PIANO					4264
400 U STATES		138		1086	
		138		1086	
MUSIC PRINTED					4265
100 U KINGDOM		1885		4973	
327 FRANCE		1258		2532	
344 ITALY		116		116	
376 SWITZRLND				147	
400 U STATES		23295		72811	
		26554		80579	
NEWSPAPER OR COMIC SECTIONS					4266
400 U STATES		76874		227449	
		76874		227449	
MAGAZINES NEWSPAPERS UNBOUND					4267
100 U KINGDOM		10412		46223	
231 HONG KONG		325		2600	
306 BELGIUM		2583		10591	
327 FRANCE		79858		189212	
335 GERMANY W				2116	
344 ITALY		6432		14748	
347 JAPAN		545		1617	
354 NETHRLNDS				1535	
376 SWITZRLND		1286		1286	
400 U STATES		1994239		6357057	
		2095680		6626985	
PHOTOGRAPHS NEWS ILLUSTRATION					4268
400 U STATES		1071		4609	
		1071		4609	
PHOTOGRAPHS CHROMOS N O P					4269
100 U KINGDOM		7867		20406	
318 DENMARK		300		300	
327 FRANCE		2071		4579	
335 GERMANY W		230		826	
344 ITALY		330		389	
347 JAPAN		3007		8275	
352 MEXICO				68	
354 NETHRLNDS		206		448	
375 SWEDEN		109		109	
376 SWITZRLND		528		528	
383 HAWAII		86		86	
400 U STATES		235857		753242	
		250591		789057	
PHOTOGRAPHS FOR REPRODUCTION					4271
100 U KINGDOM				76	
327 FRANCE				100	
400 U STATES		20956		51843	
		20956		52019	
TRANSFERS DECALCOMANIA					4272
100 U KINGDOM		549		978	
375 SWEDEN		244		244	
400 U STATES		27113		71331	
		27906		72553	
PAPER FOR DUPLICATING MACHINES	LB				4290
400 U STATES		51059		109538	
		51059		109538	
ADVERTISING AND PRINTED MATTER	LB				4291
100 U KINGDOM		30367		94893	
231 HONG KONG				952	
234 AUSTRALIA		288		414	
318 DENMARK		402		799	
327 FRANCE		2311		6195	
335 GERMANY W		8842		30913	
336 GREECE				100	
344 ITALY		692		2494	
347 JAPAN		310		519	
352 MEXICO				421	
354 NETHRLNDS		669		14832	
359 NORWAY		26		26	
375 SWEDEN		2407		3772	
376 SWITZRLND		633		6228	
380 USSR				316	
387 VENEZUELA				59	
390 GERMANY E				412	
400 U STATES		632516		1773509	
		679463		1889261	
		713343		2036632	
PRINTED MATTER N O P					4292
100 U KINGDOM		7410		21908	
231 HONG KONG		59		59	
234 AUSTRALIA				182	
318 DENMARK		425		491	
327 FRANCE				215	
335 GERMANY W		782		2471	
344 ITALY		50		227	
347 JAPAN		2232		8636	
354 NETHRLNDS		90		90	
375 SWEDEN		250		250	

IMPORTS INTO CANADA FOR CONSUMPTION

Articles and Countries from which Imported	MONTH OF MARCH 1957		THREE MONTHS ENDED MARCH 1957		Class Number
	Quantities	Values (\$)	Quantities	Values (\$)	
376 SWITZRLND				170	
400 U STATES		246491		753453	
CARDS FOR PLAYING		257789		788352	4293
	PACK				
100 U KINGDOM	200	215	1232	690	
327 FRANCE			48	116	
335 GERMANY W			1564	277	
344 ITALY	1900	496	1996	549	
347 JAPAN	100	57	100	57	
400 U STATES	3383	2246	15663	9850	
	5583	3014	20603	11539	
HAND MADE DRAWINGS OR DESIGNS					4294
100 U KINGDOM				432	
335 GERMANY W		100		100	
400 U STATES		4046		15143	
		4146		15675	
LABELS TAGS TICKETS					4295
100 U KINGDOM		7563		16682	
316 CUBA		574		574	
318 DENMARK		54		54	
327 FRANCE				53	
335 GERMANY W		200		407	
347 JAPAN		171		171	
400 U STATES		103963		277903	
		112325		295844	
PICTORIAL POST CARDS FOLDERS	LB				4296
100 U KINGDOM	452	447	3065	2377	
318 DENMARK			73	143	
327 FRANCE	516	967	737	1867	
335 GERMANY W	448	800	538	1121	
344 ITALY			186	365	
400 U STATES	119787	120861	362723	335542	
	121203	123075	367322	341415	
BIBLES PRAYER BOOKS HYMN BOOKS					4301
100 U KINGDOM		26940		106680	
306 BELGIUM		24961		73735	
327 FRANCE		23371		58372	
335 GERMANY W		3349		10518	
344 ITALY		8940		21305	
347 JAPAN		200		776	
354 NETHRLNDS				789	
360 ISRAEL		150		150	
372 SPAIN				265	
375 SWEDEN		130		130	
376 SWITZRLND		1728		2098	
378 JORDAN				225	
389 IRELAND		60		60	
400 U STATES		308042		785271	
		397871		1060374	
BLANK BOOKS RULED OR PLAIN					4302
100 U KINGDOM		56		659	
335 GERMANY W		52		497	
347 JAPAN		228		479	
400 U STATES		4390		9564	
		4726		11199	
BOOKS OVER 12 YEARS OLD					4303
100 U KINGDOM		1320		1374	
400 U STATES		575		4097	
		1895		5471	
TEXT BOOKS FOR SCHOOLS COLLEGE					4305
100 U KINGDOM		6715		16272	
231 HONG KONG				497	
305 AUSTRIA		141		141	
306 BELGIUM		1665		5338	
318 DENMARK		187		187	
327 FRANCE		6624		13462	
335 GERMANY W		130		2500	
344 ITALY		73		1092	
354 NETHRLNDS		103		341	
375 SWEDEN				137	
400 U STATES		393463		933513	
		409101		973480	
BOOKS NOVELS FICTION					4306
100 U KINGDOM		1140		3217	
400 U STATES		10119		29213	
		11259		32430	
BOOKS SCIENCE FOR LIBRARIES					4307
100 U KINGDOM		11729		45672	
203 B E AFR		150		150	
215 INDIA				2015	
234 AUSTRALIA				420	
236 NEW ZEAL		534		1408	
306 BELGIUM		1242		2832	
318 DENMARK		50		50	
327 FRANCE		6547		11082	
335 GERMANY W		585		3229	
344 ITALY		313		539	
347 JAPAN		915		1779	
354 NETHRLNDS		168		1351	
375 SWEDEN		200		665	
376 SWITZRLND		778		1396	
380 USSR				139	
389 IRELAND		267		267	
400 U STATES		516427		1388385	
		539905		1461369	

IMPORTS INTO CANADA FOR CONSUMPTION

Articles and Countries from which Imported	MONTH OF MARCH 1957		THREE MONTHS ENDED MARCH 1957		Class Number
	Quantities	Values (\$)	Quantities	Values (\$)	
BOOKS GOVERNMENT ASSOCIATION					4308
100 U KINGDOM		2935		21266	
217 CEYLON		500		500	
234 AUSTRALIA				377	
306 BELGIUM				140	
327 FRANCE		892		4010	
335 GERMANY W		309		742	
344 ITALY		463		1962	
352 MEXICO				149	
376 SWITZRLND		307		307	
400 U STATES		19526		75919	
		24932		105372	
FREIGHT RATES FOR RAILWAYS					4309
100 U KINGDOM		240		945	
327 FRANCE		62		352	
335 GERMANY W		191		191	
354 NETHRLNDS				58	
400 U STATES		6431		13174	
		6924		14720	
BOOKS PRINTED PERIODICALS NOP					4310
100 U KINGDOM		97971		318299	
234 AUSTRALIA		100		861	
305 AUSTRIA		511		1063	
318 DENMARK		150		150	
327 FRANCE				408	
335 GERMANY W		100		236	
344 ITALY				212	
347 JAPAN				283	
354 NETHRLNDS		68		139	
375 SWEDEN		74		74	
376 SWITZRLND				262	
381 ALASKA				133	
400 U STATES		1006681		3197284	
		1105655		3519404	
BOOKS FOREIGN LANGUAGE					4311
100 U KINGDOM		233		1437	
231 HONG KONG		103		499	
304 ARGENTINA				356	
306 BELGIUM		22247		59956	
318 DENMARK		50		50	
326 FINLAND		551		611	
327 FRANCE		108869		317203	
335 GERMANY W		2476		7150	
340 HUNGARY		178		542	
341 ICELAND				473	
344 ITALY		2033		7257	
347 JAPAN		72		72	
354 NETHRLNDS		96		5098	
365 POLAND				72	
372 SPAIN				109	
375 SWEDEN		192		192	
376 SWITZRLND		761		2068	
380 USSR				129	
400 U STATES		56659		88825	
		194520		492099	

IMPORTS INTO CANADA FOR CONSUMPTION

Articles and Countries from which Imported	MONTH OF MARCH 1957		THREE MONTHS ENDED MARCH 1957		Class Number
	Quantities	Values (\$)	Quantities	Values (\$)	
<u>GROUP 5</u>					
<u>IRON AND ITS PRODUCTS</u>					
IRON ORE					
309 BRAZIL	TON		19818	242475	5001
312 CHILE			11424	102816	
400 U STATES			10445	59095	
	3364	29511	41687	404386	
FERRO TUNGSTEN					
100 U KINGDOM	CWT		96	17320	5010
400 U STATES		242	6	1558	
	1	242	102	18878	
PIG IRON FOR AGRIC IMPLEMENTS					
400 U STATES	TON		218	14557	5011
	75	5024	218	14557	
PIG IRON N O P					
100 U KINGDOM	TON		10	572	5012
400 U STATES		13724	1367	100214	
	225	13724	1377	100786	
FERRO MANG UNDER					
1 PC SILICON	CWT				5013
400 U STATES		6743	3351	59126	
	422	6743	3351	59126	
SILICO MANG OVER					
1 PC SILICON	CWT				5014
327 FRANCE			1103	20074	
347 JAPAN		16300	3134	54725	
400 U STATES		22871	5540	139175	
	1865	39171	9777	213974	
FERRO SILICON					
375 SWEODEN	CWT		67	941	5015
400 U STATES		27412	4721	90555	
	1410	27412	4788	91496	
ALLOYS N O P FOR					
MFR OF STEEL	CWT				5018
100 U KINGDOM		75219	1537	94020	
327 FRANCE		15728	616	15728	
335 GERMANY W		2413	112	2413	
375 SWEDEN			60	1404	
400 U STATES		591685	49537	1467064	
	20891	685045	51862	1580629	
INGOTS COGGED BLOOMS SLABS N O P					
100 U KINGDOM	TON		15	9776	5020
375 SWEODEN		4053	3	2097	
400 U STATES		1510	5512	659470	
	2460	301160	5530	671343	
INGOTS NOT LESS THAN 3 CTS LB					
400 U STATES	TON				5021
	433	132900	1286	402457	
	433	132900	1286	402457	
INGOTS FOR FORGINGS INGOTS N O P					
400 U STATES	TON		167	24259	5022
			167	24259	
SPONGE IRON					
400 U STATES	TON				5024
	34	4938	85	12859	
	34	4938	85	12859	
CAST SCRAP					
381 ALASKA	TON		34	1275	5031
400 U STATES		131957	10624	399308	
	3757	131957	10658	400583	
WROUGHT SCRAP					
100 U KINGDOM	TON				5032
381 ALASKA		355	2034	32372	
400 U STATES		5980	53	1974	
	6016	236957	10373	446745	
		237312	12460	481091	
TIN PLATE SCRAP					
400 U STATES	TON		129	3354	5033
	106	2928	129	3354	
AXLES FOR RAILWAY VEHICLES					
100 U KINGDOM		17913		19727	5041
400 U STATES		21256		55738	
		39169		75465	
AXLES FOR VEHICLES N O P					
100 U KINGDOM		158		749	5042
400 U STATES		46283		241205	
		46441		241954	
AXLES N O P					
400 U STATES		40566		74194	5043
		40566		74194	
CASTINGS FOR AGRIC IMPLEMENTS					
100 U KINGDOM		9518		9518	5044
400 U STATES		2815		35911	
		12333		45429	
INGOT MOULDS FOR STEEL					
100 U KINGDOM				30752	5045
400 U STATES		271669		555907	
		271669		586659	
MOULDS N O P					
100 U KINGDOM				318	5046
400 U STATES		34527		61538	
		34527		61856	
CASTINGS MALLEABLE N O P ROUGH					
100 U KINGDOM	CWT		72	1152	5047
400 U STATES		65678	10885	276705	
	2549	65678	10957	277857	
	2549	65678	10957	277857	

IMPORTS INTO CANADA FOR CONSUMPTION

Articles and Countries from which Imported	MONTH OF MARCH 1957		THREE MONTHS ENDED MARCH 1957		Class Number
	Quantities	Values (\$)	Quantities	Values (\$)	
CASTINGS NONMALLEABLE NOP RGH 100 U KINGDOM 400 U STATES	CWT 3234	67344	112 7664	3380 177138	5048
CASTINGS OF STEEL N O P ROUGH 100 U KINGDOM 376 SWITZRLND 400 U STATES	CWT 8 10645	619 271155	86 134 23056	6562 6634 588326	5049
FORGINGS N O P 100 U KINGDOM 335 GERMANY W 400 U STATES		27332 213932 241264		58294 157 601020 659471	5050
FORGINGS HOLLOW AND 20 TONS 100 U KINGDOM 400 U STATES		62042 43815 105857		153498 154069 307567	5051
PISTON RING CASTINGS ROUGH 400 U STATES		1262		11192	5052
CASTINGS FOR RAILWAY VEHICLES		1262		11192	5054
TIRES STEEL ROUGH RAILWAY 100 U KINGDOM 400 U STATES	CWT 2917 385	37661 4967	5786 433	67490 6017	5055
STEEL WHEELS FOR RAILWAYS 100 U KINGDOM 400 U STATES		444972 12997 457969		911324 56700 968024	5057
FORGED GOLF CLUB HEADS 400 U STATES		2210		20835	5058
SEMI FINISHED PISTON CASTINGS 400 U STATES		2210		20835	5059
BARS BILLETS HOT ROLLED N O P 400 U STATES	CWT 245	545	328	864	5071
BARS BILLETS COLD ROLLED N O P 100 U KINGDOM 306 BELGIUM 335 GERMANY W 375 SWEDEN 400 U STATES	CWT 2949 216 714 16 14453	31002 1762 8789 876 158019	9261 5743 953 304 53574	88892 60925 15212 10327 605700	5072
BARS BILLETS H R 4CTS AND OVER 100 U KINGDOM 305 AUSTRIA 306 BELGIUM 327 FRANCE 335 GERMANY W 375 SWEDEN 400 U STATES	CWT 5649	73712	47165 352 27222 3548 240 687	370920 5094 141632 17717 2744 17606	5073
BARS BILLETS HAMMERED N O P 100 U KINGDOM 400 U STATES	CWT 7 50	175 1463	7 328	175 11326	5074
BARS SHEETS STRIP FOR SHOVELS	CWT 57	1638	335	11501	5076
BARS RODS FOR AGRIC IMPLEMENTS 335 GERMANY W 400 U STATES	CWT 15 12764	81 95633	15 42064	81 347804	5077
RAILWAY RAILS N O P 100 U KINGDOM 306 BELGIUM 335 GERMANY W 354 NETHRLNDR 400 U STATES	TON 3541 167 39 15 701	401928 17517 3717 1560 78204	3613 196 103 99 1258	408716 20286 10085 10116 143217	5078
STEEL GROOVED TRAMWAY RAILS	TON 4463	502926	5269	592420	5079
BARS HOT R ROUNDS AND SQUARES 100 U KINGDOM 375 SWEDEN 400 U STATES	CWT 246 28	3956 1802	1319 28	15692 1802	5081
RODS FOR MANUFACTURE OF CHAIN 400 U STATES	CWT 7320	50898	24572	185546	5102
RODS NOT OVER 375 IN FOR WIRE 100 U KINGDOM 306 BELGIUM 400 U STATES	CWT 1119 4405	5736 21537	5876 4405	29905 21537	5103
WELDING RODS OF ALL KINDS 100 U KINGDOM 305 AUSTRIA 306 BELGIUM 335 GERMANY W 400 U STATES	CWT 22 5 9 2276 10660	744 95 2276 372113	143 22 10 89 41302	7842 744 215 7992 1114108	5104
		10716	375228	41566	1130901

IMPORTS INTO CANADA FOR CONSUMPTION

79

Articles and Countries from which Imported	MONTH OF MARCH 1957		THREE MONTHS ENDED MARCH 1957		Class Number
	Quantities	Values (\$)	Quantities	Values (\$)	
BLANKS FOR MILLING CUTTERS 400 U STATES	CWT		35	4133	5111
STRIP HOT R 080 INCH OR LESS 400 U STATES	CWT		186	693	5112
STRIP HOT R OVER 080 INCH 400 U STATES	CWT		186	693	5113
STRIP COLD R 080 INCH OR LESS 100 U KINGDOM 375 SWEDEN 400 U STATES	CWT	250 2152 669 25638 3688 67090 4607 94880	1115 9437 1055 37476 14196 260042 16366 306955		5114
STRIP COLD R OVER 080 INCH 400 U STATES	CWT	1615 22319 1615 22319	5101 78058 5101 78058		5115
STRIP HOT R FOR COLD ROLLING	CWT				5116
STRIP FOR MANUFACTURE OF MATS	CWT				5117
STRIP COLD ROLLED FOR DOORS	CWT				5118
HOOP STEEL FOR COOPERAGE 400 U STATES	CWT	2915 20254 2915 20254	4872 36777 4872 36777		5120
PLATES 66 INCHES WIDE OR LESS 400 U STATES	CWT	2429 11553 2429 11553	20629 98964 20629 98964		5121
PLATES OVER 66 INS LESS 78 INS 400 U STATES	CWT	1151 5697 1151 5697	5224 25495 5224 25495		5122
PLATES FLANGED CURVED N O P 100 U KINGDOM 400 U STATES	CWT	4853 79335 4853 79335	11821 70852 19270 315032 31091 385884		5123
PLATES FOR BOILERS DIGESTERS 100 U KINGDOM 400 U STATES	CWT	6488 54500 6488 54500	131 3123 25291 208431 25422 211554		5124
PLATES STEEL CHEQUER SURFACE 100 U KINGDOM 400 U STATES	CWT	340 2465 23636 150899 23976 153364	5444 37136 61125 381766 66569 418902		5125
SHEETS OVER 080 INCH THICK N O P 400 U STATES	CWT	7814 50908 7814 50908	22227 147819 22227 147819		5126
SHEETS 080 INCH OR LESS N O P 100 U KINGDOM 400 U STATES	CWT	1705 10794 61529 419165 63234 429959	14118 95707 197453 1394092 211571 1489799		5127
SHEET OR STRIP FOR TIN PLATE	CWT				5128
SHEETS FOR MFR OF HOLLOW WARE 100 U KINGDOM 400 U STATES	CWT	6150 44650 6150 44650	2026 12696 27017 194870 29043 207566		5129
SHEETS BLUE FOR HEATING APP	CWT				5130
SHEETS 075SILICON FOR ELEC APP 100 U KINGDOM 400 U STATES	CWT	105 2496 44956 798274 45061 800770	105 2496 145682 2549554 145787 2552050		5131
SHEETS 50 PER POUND OR OVER 100 U KINGDOM 234 AUSTRALIA 306 BELGIUM 312 CHILE 327 FRANCE 335 GERMANY W 347 JAPAN 365 POLAND 387 VENEZUELA 400 U STATES	CWT	53431 383683 1455 12446 10753 85964 105 744 432708 2960169 504159 3489299	170864 1165213 81420 532099 17822 122431 23866 161653 598 3718 27805 218284 41805 313545 1707 10781 105 744 1340278 9900170 1706270 12428638		5132
SHEETS RUST PROOF OVER 5 CTS 100 U KINGDOM 375 SWEDEN 387 VENEZUELA 400 U STATES	CWT	3426 175999 455 20275 4 263 16764 705263 20649 901800	12822 647113 699 32036 4 263 45634 2062369 59159 2741781		5133
SHEETS CORRUGATED AND PEBBLED 100 U KINGDOM 400 U STATES	CWT	199 1684 5685 51201 5884 52885	416 4363 15724 140569 16140 144932		5134
SHEETS COATED WITH PAINT TAR 100 U KINGDOM 335 GERMANY W 387 VENEZUELA 400 U STATES	CWT	185 2222 1599 16263 38524 400863 40308 419348	874 9963 46 582 1599 16263 89029 900204 91548 927012		5135
SHEETS COATED WITH ENAMEL 400 U STATES	CWT		132 4764 132 4764		5136
SHEETS COATED WITH TIN 100 U KINGDOM	CWT	17049 160553	52315 480900		5137

IMPORTS INTO CANADA FOR CONSUMPTION

Articles and Countries from which Imported	MONTH OF MARCH 1957		THREE MONTHS ENDED MARCH 1957		Class Number
	Quantities	Values (\$)	Quantities	Values (\$)	
400 U STATES	6775	70669	11342	109243	
SHEETS COATED WITH METAL N O P	23824	231222	63657	590143	
335 GERMANY W	CWT				5139
400 U STATES	249	4654	714	13722	
SHEETS COATED WITH ZINC N O P	4328	90038	8565	201053	
100 U KINGDOM	4577	94692	9279	214775	
306 BELGIUM	CWT				5140
347 JAPAN	100	962	1536	13145	
387 VENEZUELA	127	1426	127	1426	
400 U STATES	110	2089	44	611	
SHEETS FOR COATING WITH METALS	7524	86928	30483	324616	
SHEETS SHAPED FOR AGRIC IMPL	7861	91405	32300	341887	
400 U STATES	CWT				5141
SHEETS FOR MFR BUCKLE CLASPS	CWT				5142
100 U KINGDOM	1702	27042	4626	77983	
400 U STATES	1702	27042	4626	77983	
SHEETS FOR MFR OF SAODLERY	CWT				5143
SHEETS TEMPERED FOR SAWS	421	10682	144	1395	
100 U KINGDOM	421	10682	3208	52475	
400 U STATES	820	9980	3352	53870	
SHEETS COLD ROLLED FOR HINGES	CWT				5144
400 U STATES	820	9980	950	12511	
SHEETS FOR MFR OF SAODLERY	CWT				5145
SHEETS NOT TEMPERED FOR SAWS	CWT				5146
100 U KINGDOM	161	8971	72	3132	
375 SWEDEN	197	10130	379	21368	
400 U STATES	358	19101	432	22681	
SHEETS COLD ROLLED FOR PIPE	55	1203	883	47181	
400 U STATES	55	1203	438	9892	
335 GERMANY W	49	7756	49	7756	
375 SWEDEN	42	1941	983	20237	
400 U STATES	2610	84420	9068	322678	
SHEETS COLD ROLLED FOR PIPE	2756	95320	10538	360563	
400 U STATES	CWT				5148
SKELP 14 INS OR LESS FOR PIPE	8790	53566	26792	162360	
400 U STATES	8790	53566	26792	162360	
SKELP OVER 14 INS FOR PIPE	CWT				5149
400 U STATES	188103	990303	626466	3169306	
HOT R STRIP FOR MOTOR VEHICLES	188103	990303	626466	3169306	
400 U STATES	CWT				5150
WROUGHT OR PUOLED IRON BILLET	384537	2265752	1041082	6017046	
400 U STATES	384537	2265752	1041082	6017046	
HOOP STRIP BESSEMER FOR HINGES	CWT				5151
400 U STATES	408	2710	1231	9021	
PLATES 78 INCHES AND OVER	408	2710	1231	9021	
400 U STATES	CWT				5152
SHEETS COATED LEAD AND TIN	CWT				5153
400 U STATES			1574	5828	
ANGLES BEAMS 35 LBS OR OVER	CWT				5154
100 U KINGDOM	1220	5616	5331	25498	
306 BELGIUM	1220	5616	5331	25498	
327 FRANCE	CWT				5157
335 GERMANY W	11175	94429	35078	298589	
400 U STATES	11175	94429	35078	298589	
ANGLES BEAMS N O P	CWT				5161
100 U KINGDOM	16646	97847	67308	404295	
306 BELGIUM	52953	337912	121220	780601	
327 FRANCE	9328	56550	21049	136052	
335 GERMANY W	17677	120160	35180	238591	
400 U STATES	531178	3314673	1500145	9382169	
ANGLES BEAMS N O P	627782	3927142	1744902	10941708	
100 U KINGDOM	CWT				5162
306 BELGIUM	3440	22110	35274	202344	
312 CHILE	45277	240442	153431	817777	
327 FRANCE	42137	210032	3267	17345	
335 GERMANY W			65704	354122	
359 NORWAY			131	963	
375 SWEDEN			4650	30077	
400 U STATES	117116	825801	20	1203	
ANGLES DRILLED	207970	1298385	821168	5032614	
100 U KINGDOM	CWT				5163
306 BELGIUM	30	686	4841	34045	
335 GERMANY W	292	2114	922	5903	
344 ITALY			231	2877	
400 U STATES	8678	95915	9369	91820	
BEAMS UNDER 5 1 HALF LB PER YD	9000	98715	17849	198788	
400 U STATES	CWT				5164
MASTS ANGLES PLATES FOR SHIPS	14032	90540	38552	241309	
100 U KINGDOM	14032	90540	38552	241309	
306 BELGIUM	CWT				5165
335 GERMANY W	9557	71803	27673	193399	
347 JAPAN	403	4696	10224	100811	
400 U STATES	1636	7344	3066	18874	
	11589	87463	46404	377354	
	78724	483382	201322	1212092	
	101909	654688	288689	1902530	

IMPORTS INTO CANADA FOR CONSUMPTION

Articles and Countries from which Imported	MONTH OF MARCH 1957		THREE MONTHS ENDED MARCH 1957		Class Number
	Quantities	Values (\$)	Quantities	Values (\$)	
SASH OR CASEMENT SECTIONS	CWT				5166
100 U KINGDOM	1344	8056	2132	13707	
306 BELGIUM	110	791	110	791	
400 U STATES	2799	29498	13344	118167	
	4253	38345	15586	132665	
SHAPES 35 LBS PER YARD OR OVER	CWT				5167
100 U KINGDOM	4143	26574	8506	55018	
306 BELGIUM	1760	10022	10412	60021	
327 FRANCE			1653	10339	
335 GERMANY W			132	833	
359 NORWAY			6673	46657	
400 U STATES	18334	121135	56439	378886	
	24237	157731	83815	551754	
PIPE CAST 5 CTS PER LB OR LESS	CWT				5181
100 U KINGDOM	14895	57718	62946	256565	
400 U STATES			37	82	
	14895	57718	62983	256647	
PIPE CAST N O P	CWT				5182
100 U KINGDOM	2203	13029	10176	63502	
335 GERMANY W			362	2503	
400 U STATES	1477	49721	4740	121706	
	3680	62750	15278	187711	
PIPE TUBES FOR BOILERS	CWT				5183
100 U KINGDOM	10408	120916	16971	200345	
375 SWEDEN	33	1651	369	29151	
400 U STATES	15486	323018	43579	995633	
	25927	445585	60879	1225129	
PIPE WROUGHT 2 ONE HALF INCHES	CWT				5185
335 GERMANY W			49	1669	
400 U STATES	140	1711	839	12078	
	140	1711	888	13747	
PIPE SEAMLESS 5 CTS PER LB NOP	CWT				5186
100 U KINGDOM	5547	115780	11954	293115	
375 SWEDEN	946	32156	3000	78752	
400 U STATES	21798	553375	69342	1621433	
	28291	701311	84296	1993300	
PIPE WROUGHT OVER 10 1 HALF IN	CWT				5187
100 U KINGDOM	162894	1056994	499109	3091278	
344 ITALY			147	3797	
400 U STATES	569235	4940911	1783452	14687800	
	732129	5997905	2282708	17782875	
PIPE WROUGHT LESS 10 1 HALF IN	CWT				5188
100 U KINGDOM	18881	177935	54495	488087	
306 BELGIUM			19	257	
327 FRANCE			805	4932	
335 GERMANY W	2735	53766	3224	69394	
375 SWEDEN			2	189	
400 U STATES	51242	623859	155987	1906858	
	72858	855560	214532	2469717	
TUBES WROUGHT COATED HALF INCH	CWT				5190
400 U STATES	519	22879	1746	85739	
	519	22879	1746	85739	
PIPE WROUGHT N O P	CWT				5191
100 U KINGDOM	69	2878	78	5277	
305 AUSTRIA	250	3012	250	3012	
306 BELGIUM			2566	22990	
335 GERMANY W	1208	10899	1208	10899	
376 SWITZRLND			4	320	
400 U STATES	43596	315408	120529	776871	
	45123	332197	124635	819369	
PIPE FITTINGS COUPLINGS N O P					5192
100 U KINGDOM		51117		116400	
335 GERMANY W		8024		11639	
347 JAPAN		8568		33919	
400 U STATES		619376		1895178	
		687085		2057136	
PIPE SEAMLESS COLD DR POLISHED	CWT				5193
100 U KINGDOM	428	9725	478	17136	
400 U STATES	31	4240	71	9233	
	459	13965	549	26369	
TUBING STEEL FOR FISHING RODS	CWT				5194
CASING GAS WATER OR OIL WELL	CWT				5195
100 U KINGDOM	13847	142361	97799	935199	
234 AUSTRALIA	9362	72922	9362	72922	
306 BELGIUM	8204	91841	24393	254497	
317 CZECHO S	3640	41087	18162	206912	
327 FRANCE	1968	21821	27260	333201	
335 GERMANY W	24515	239367	62049	632836	
344 ITALY	10246	97342	54636	495874	
347 JAPAN	51146	529562	200914	2002063	
400 U STATES	199921	2044450	605215	6213513	
	322849	3280753	1099790	11147017	
PIPE FITTINGS WELDING TYPE					5196
100 U KINGDOM		43078		66668	
335 GERMANY W		17657		31647	
347 JAPAN				3205	
400 U STATES		303374		859943	
		364109		961463	
PIPE FOR WELDING TYPE FITTINGS	CWT				5197
400 U STATES	2696	63358	10305	226402	
	2696	63358	10305	226402	
WIRE BARBED FENCING	CWT				5201
100 U KINGDOM	5305	41635	14644	115591	
306 BELGIUM	477	3255	2246	15158	
335 GERMANY W			4962	31536	

IMPORTS INTO CANADA FOR CONSUMPTION

Articles and Countries from which Imported	MONTH OF MARCH 1957		THREE MONTHS ENDED MARCH 1957		Class Number
	Quantities	Values (\$)	Quantities	Values (\$)	
400 U STATES			26	148	
WIRE FLAT QUARTER INCH OR LESS	CWT 5782	44890	21878	162433	5203
100 U KINGDOM	224	3249	224	3249	
306 BELGIUM	101	1396	101	1396	
400 U STATES	528	7571	2047	32505	
WIRE ZINC COATED	CWT 853	12216	2372	37150	5204
100 U KINGDOM	2889	23366	8661	76443	
306 BELGIUM	220	1324	845	5726	
327 FRANCE			210	1177	
335 GERMANY W			15	114	
400 U STATES	1376	31312	6424	122450	
WIRE COATED NOP OR COVERED	CWT 4485	56002	16155	205910	5205
100 U KINGDOM	483	17109	672	21109	
335 GERMANY W	20	320	44	1178	
347 JAPAN			9	149	
400 U STATES	927	32196	2337	81173	
WIRE ROPE FOR RIGGING SHIPS	CWT 1430	49625	3062	103609	5206
347 JAPAN	97	2483	97	2483	
WIRE ROPE CABLE NOP IRON STEEL	CWT 97	2483	97	2483	5207
100 U KINGDOM	3140	68220	6932	159186	
306 BELGIUM			323	3392	
318 DENMARK	31	1329	70	3156	
335 GERMANY W	472	8985	1680	26758	
347 JAPAN			360	3703	
354 NETHRLNDR	639	12701	1001	18511	
359 NORWAY	8	195	8	195	
375 SWEDEN			131	3178	
400 U STATES	1112	41938	3115	137822	
WIRE STEEL FOR UPHOL SPRINGS	CWT 5402	133368	13620	355901	5208
400 U STATES	872	9006	3770	37393	
WIRE STEEL FOR CORSET STEELS	CWT 872	9006	3770	37393	5209
100 U KINGDOM	40	1405	70	2778	
400 U STATES	54	3493	247	14491	
WIRE STEEL FOR MFR WIRE ROPE	CWT 94	4898	317	17269	5210
100 U KINGDOM	24652	280997	81764	925496	
335 GERMANY W	470	4130	1724	17144	
354 NETHRLNDR			400	3569	
400 U STATES	3838	61107	12647	192080	
WIRE ROPE STEEL COMML FISHING	28960	346234	96535	1138289	5211
100 U KINGDOM		16935		80734	
400 U STATES		1674		2721	
WIRE STEEL FOR CARD CLOTHING	CWT	16609		83455	5212
100 U KINGDOM			7	256	
WIRE ROPE CABLE STEEL USED	CWT		7	256	5213
100 U KINGDOM			881	1679	
400 U STATES	2021	8265	3325	14119	
WIRE OF IRON OR STEEL N O P	CWT 2021	8265	4206	15798	5214
100 U KINGDOM	2338	30566	4443	53850	
306 BELGIUM			2242	16231	
327 FRANCE			2015	10309	
335 GERMANY W	600	5695	642	7078	
344 ITALY			401	5103	
375 SWEDEN	18	1539	20	1921	
400 U STATES	10123	179681	30377	514468	
WIRE FENCING NOT LESS 080 INCH	13079	217481	40140	608960	5215
100 U KINGDOM		4277		23855	
335 GERMANY W		2854		7396	
400 U STATES		4385		9834	
WIRE FENCING WOVEN N O P		11516		41085	5216
100 U KINGDOM		2960		3754	
305 AUSTRIA				11579	
335 GERMANY W		1230		1230	
400 U STATES		3093		6859	
WIRE NETTING FOR FUR FARMS		7283		23422	5217
100 U KINGDOM		226		327	
306 BELGIUM				8625	
400 U STATES		496		23912	
WIRE SCREENS DOORS WINDOWS		722		32864	5218
100 U KINGDOM		21123		25295	
335 GERMANY W		234		291	
400 U STATES		683		18493	
WIRE MESH IN ACETATE FILM		22040		44079	5219
100 U KINGDOM				6869	
400 U STATES		922		3711	
WIRE CLOTH OR SCREEN OF IRON		922		10580	5220
100 U KINGDOM		142		2176	
327 FRANCE		587		587	
335 GERMANY W		1457		8836	

IMPORTS INTO CANADA FOR CONSUMPTION

Articles and Countries from which Imported	MONTH OF MARCH 1957		THREE MONTHS ENDED MARCH 1957		Class Number	
	Quantities	Values (\$)	Quantities	Values (\$)		
347 JAPAN		41875		150285		
400 U STATES		34781		110631		
WIRE NETTING OF IRON DR STEEL		78842		272515	5221	
100 U KINGDOM		1439		30679		
306 BELGIUM		9027		9027		
335 GERMANY W		865		3176		
400 U STATES		3594		13022		
WIRE RUSTPRODF FDR FISHING		14925		55904	5222	
100 U KINGDOM		1020		1020		
400 U STATES		1101		8165		
WIRE ROPE FDR WELL DRILLING		2121		9185	5223	
335 GERMANY W				10194		
400 U STATES				32700		
WELDED WIRE FABRIC REINFORCING	CWT			42894	5224	
100 U KINGDOM	236	2029	719	9515		
306 BELGIUM			1495	9638		
400 U STATES	1654	22241	5003	67711		
CABLE CHAIN FDR SHIPS	CWT	1890	24270	7217	86864	5231
100 U KINGDOM	328	4125	1377	19551		
400 U STATES			496	13386		
COIL CHAIN 9 EIGHTHS AND OVER	CWT	328	4125	1873	32937	5232
100 U KINGDOM	360	3687	1459	14093		
400 U STATES	358	12594	904	26366		
CDIL CHAIN UNDER 9 EIGHTHS IN	CWT	718	16281	2363	40459	5233
100 U KINGDOM	221	4503	1832	14797		
306 BELGIUM	303	3348	402	4480		
335 GERMANY W	181	2331	190	2604		
354 NETHRLNDS			16	313		
400 U STATES	367	14631	2275	60654		
SPRCKET CHAIN FOR AGRIC IMPL		1072	24813	4715	82848	5234
100 U KINGDOM					1689	
335 GERMANY W		67055		109264		
400 U STATES		80570		267660		
SILENT CHAIN ROLLER CHAIN		147625		378613	5235	
100 U KINGDOM		24807		96897		
317 CZECHOS				273		
335 GERMANY W		11414		38404		
347 JAPAN		3993		17039		
400 U STATES		158406		437671		
CHAINS N D P		198620		590284	5236	
100 U KINGDOM		8021		20877		
335 GERMANY W		3220		5063		
344 ITALY		147		147		
381 ALASKA				290		
400 U STATES		81491		324237		
DIESEL ENGINE PARTS M O P		92879		350614	5240	
100 U KINGDOM		102671		374659		
234 AUSTRALIA		67		67		
318 DENMARK		504		6032		
327 FRANCE		1946		5814		
335 GERMANY W		2578		6438		
344 ITALY		454		2976		
354 NETHRLNDS		2394		2394		
359 NORWAY				607		
375 SWEDEN		3095		5294		
376 SWITZRLND				2585		
400 U STATES		1347362		4111168		
AUTOMOBILE ENGINES AND PARTS	ND	1461071		4518034	5242	
100 U KINGDOM	B	53395	14	146464		
335 GERMANY W		28080	130	70053		
400 U STATES	545	877747	2217	3215386		
ENGINES GAS MARINE AND PARTS	ND	553	959222	2361	3431903	5244
100 U KINGDOM		16201	10	32486		
335 GERMANY W		309		309		
400 U STATES	163	153883	290	302220		
ENGINES MOTDR TRUCK AND PARTS	ND	163	170393	300	335015	5245
100 U KINGDOM	81	177978	112	227200		
335 GERMANY W		2297	140	27908		
400 U STATES	846	697429	3563	3000222		
ENGINES FISHING BOAT AND PARTS	ND	927	877704	3815	3255330	5246
400 U STATES	13	9575	35	23938		
PARTS OF AIRCRAFT ENGINES		13	9575	35	23938	5248
100 U KINGDOM		240152		1373116		
381 ALASKA				192		
400 U STATES		1686285		5012626		
ENGINES UP TD 1 AND 1 HALF H P	NO	1926437		6385934	5251	
100 U KINGDOM	6	135	6	135		
400 U STATES	841	20850	2675	68620		
	847	20985	2681	68755		

IMPORTS INTO CANADA FOR CONSUMPTION

Articles and Countries from which Imported	MONTH OF MARCH 1957		THREE MONTHS ENDED MARCH 1957		Class Number
	Quantities	Values (\$)	Quantities	Values (\$)	
ENGINES GAS N O P AND PARTS	NO				5252
100 U KINGDOM		3975	10	11611	
305 AUSTRIA	1	480	1	480	
335 GERMANY W				50	
400 U STATES	12894	2223195	47009	4952375	
	12895	2227650	47020	4964516	
ENGINES STEAM N O P AND PARTS	NO				5253
100 U KINGDOM		1323		8098	
400 U STATES	14	70113	57	218513	
	14	71436	57	226611	
FIRE ENGINES MACHINES AND PTS	NO				5254
100 U KINGDOM				395	
335 GERMANY W			3	2006	
400 U STATES	47	48082	116	213222	
	47	48082	119	215623	
LOCOMOTIVES RAILWAY N O P	NO				5255
400 U STATES			2	12000	
			2	12000	
LOCOMOTIVE CHASSIS TOPS WHEELS					5256
100 U KINGDOM		2218		33193	
400 U STATES		420309		1215986	
		422527		1249179	
LOCOMOTIVES SAWMILL MINING	NO				5257
100 U KINGDOM	6	99006	17	197897	
335 GERMANY W				56	
400 U STATES	20	434497	46	1015038	
	26	533503	63	1212991	
ENGINES AIRCRAFT UP TO 200 HP	NO				5258
400 U STATES	22	27794	61	66402	
	22	27794	61	66402	
ENGINES AIRCRAFT 201 TO 500 HP	NO				5259
400 U STATES	22	60798	65	179744	
	22	60798	65	179744	
ENGINES AIRCRAFT 501 TO 1000HP	NO				5260
400 U STATES	11	76310	44	178681	
	11	76310	44	178681	
ENGINES AIRCRAFT OVER 1000 HP	NO				5261
100 U KINGDOM	19	637069	30	928534	
318 DENMARK			1	18730	
400 U STATES	43	2025484	104	4449703	
	62	2662553	135	5326967	
ENGINES MARINE DIESEL	NO				5265
100 U KINGDOM	11	48285	36	94262	
318 DENMARK	1	194	2	64268	
375 SWEDEN			7	12035	
400 U STATES	49	414305	160	860051	
	61	462784	205	1030616	
ENGINES MOTOR VEHICLE DIESEL	NO				5266
100 U KINGDOM	1	1589	6	6425	
335 GERMANY W			3	2129	
400 U STATES	55	117461	112	230604	
	56	119050	121	239158	
ENGINES LOCOMOTIVE DIESEL	NO				5267
400 U STATES	33	869806	104	2995506	
	33	869806	104	2995506	
ENGINES DIESEL SEMI DIESEL NOP	NO				5268
100 U KINGDOM	204	220026	660	556717	
335 GERMANY W	3	3420	10	22735	
400 U STATES	250	888389	568	3312702	
	457	1111835	1238	3892154	
POWER BOILERS					5274
400 U STATES		108330		455695	
		108330		455695	
POWER BOILER PARTS					5275
100 U KINGDOM		1693		7310	
400 U STATES		146743		452586	
		148436		459896	
OUTBOARD MOTORS	NO				5280
100 U KINGDOM	29	2090	40	3040	
400 U STATES	1307	260571	2970	586625	
	1336	262661	3010	589665	
OUTBOARD MOTOR PARTS					5283
400 U STATES		442640		1208216	
		442640		1208216	
CREAM SEPARATOR PARTS					5290
318 DENMARK				60	
326 FINLAND		613		4378	
335 GERMANY W		191		563	
375 SWEDEN		600		6392	
400 U STATES		2087		14961	
		3491		26354	
CREAM SEPARATORS	NO				5292
318 DENMARK	2	2970	2	2970	
326 FINLAND	2	3638	2	3638	
335 GERMANY W	151	10851	290	31871	
375 SWEDEN	719	58229	1809	135142	
400 U STATES	91	33733	987	275499	
	965	109421	3090	449120	
MILK CLARIFIERS AND PARTS					5293
375 SWEDEN		3496		3732	
400 U STATES		2442		14518	
		5938		18250	
MILKING MACHINES AND PARTS					5294
100 U KINGDOM		696		1392	
375 SWEDEN				766	
400 U STATES		172112		397560	
		172808		399718	

IMPORTS INTO CANADA FOR CONSUMPTION

Articles and Countries from which Imported	MONTH OF MARCH 1957		THREE MONTHS ENDED MARCH 1957		Class Number
	Quantities	Values (\$)	Quantities	Values (\$)	
PASTEURIZERS DAIRY AND PARTS	NO				5295
100 U KINGDOM	8	31538	8	31538	
335 GERMANY W		120		120	
375 SWEDEN		28578		28578	
400 U STATES	68	38459	81	86209	
	76	98695	89	146445	
POWER DAIRY MACHINERY					5296
100 U KINGDOM		5321		29912	
318 DENMARK				1750	
327 FRANCE		22823		22823	
335 GERMANY W		7348		7459	
375 SWEDEN		73		32171	
376 SWITZRLND				8435	
400 U STATES		106990		348152	
		142555		450702	
FORKS PRONGED	DOZ				5301
335 GERMANY W	399	3581	399	3581	
347 JAPAN	48	65	338	4160	
400 U STATES	237	4921	741	14567	
	684	8567	1478	22308	
HARVESTERS AND PARTS	NO				5302
100 U KINGDOM		1531		1531	
400 U STATES	102	344040	288	973360	
	102	345571	288	974891	
HAY LOADERS AND PARTS	NO				5303
400 U STATES	17	17749	53	24136	
	17	17749	53	24136	
HAY TEDDERS AND PARTS	NO				5304
400 U STATES				208	
				208	
MOWING MACHINES AND PARTS	NO				5305
100 U KINGDOM			1	2879	
400 U STATES	919	331925	2038	647619	
	919	331925	2039	650498	
POTATO DIGGERS PLANTERS PARTS	NO				5306
100 U KINGDOM			1	113	
400 U STATES	189	103105	239	164974	
	189	103105	240	165087	
RAKES HORSE OR POWER AND PARTS	NO				5307
400 U STATES	1405	394703	3649	1034892	
	1405	394703	3649	1034892	
RAKES N O P	DOZ				5308
100 U KINGDOM	71	246	95	324	
335 GERMANY W			300	1019	
347 JAPAN	1247	2330	3589	8575	
400 U STATES	3100	23948	6989	54239	
	4418	26524	10973	64157	
SCYTHES	DOZ				5310
100 U KINGDOM	42	552	92	1318	
305 AUSTRIA	345	6825	345	6825	
400 U STATES	65	983	906	11771	
	452	8360	1343	19914	
SICKLES OR REAPING HOOKS	DOZ				5311
100 U KINGDOM	18	67	18	67	
400 U STATES	10	79	410	3202	
	28	146	428	3269	
CULTIVATORS SCUFFLERS AND PTS					5321
100 U KINGDOM		921		2365	
347 JAPAN				1884	
375 SWEDEN				925	
400 U STATES		640284		1217134	
		641205		1222308	
DRILLS SEED SEEDERS AND PARTS					5322
100 U KINGDOM		528		976	
400 U STATES		288194		538043	
		288722		539019	
HARROWS DISC AND PARTS					5323
100 U KINGDOM				348	
400 U STATES		167835		298688	
		167835		299036	
HARROWS AND PARTS N O P					5324
100 U KINGDOM		12116		16885	
400 U STATES		97035		218155	
		109151		235040	
HOES	DOZ				5325
347 JAPAN			167	1256	
400 U STATES	510	5669	1499	17082	
	510	5669	1666	18338	
PLOUGHS DISC AND PARTS					5326
100 U KINGDOM		7971		8158	
400 U STATES		78436		231237	
		86407		239395	
PLOUGHS AND PARTS N O P					5327
100 U KINGDOM		7728		11198	
400 U STATES		185258		353057	
		192986		364255	
ROLLERS FARM OR LAWN AND PARTS	NO				5328
400 U STATES	1204	16554	2095	33723	
	1204	16554	2095	33723	
FANNING MILL PEAVINERS AND PTS	NO				5331
400 U STATES	44	29056	171	56972	
	44	29056	171	56972	
HARVESTER COMBINES AND PARTS	NO				5332
100 U KINGDOM		4340		12429	
400 U STATES	159	1425016	325	3602290	
	159	1429356	325	3614719	

IMPORTS INTO CANADA FOR CONSUMPTION

Articles and Countries from which imported	MONTH OF MARCH 1957		THREE MONTHS ENDED MARCH 1957		Class Number
	Quantities	Values (\$)	Quantities	Values (\$)	
THRESHING MACHINE SEPARATORS 400 U STATES	NO 4	2054	8	3748	5333
THRESHING MACHINE PARTS 400 U STATES	4	2054	8	3748	5334
ELECT GENERATORS FARM AND PTS 100 U KINGDOM 400 U STATES		61951		153303	5342
		61951		153303	
FODDER FEED CUTTERS AND PARTS 400 U STATES	NO 8	24664	69	84709	5343
	8	24664	69	84709	
FRUIT VEGETABLE GRADING MACH 100 U KINGDOM 335 GERMANY W 354 NETHRLNDS 400 U STATES		319		319	5344
		83		450	
		28084		83	
		28486		118041	
GRAIN HAY GRINDERS AND PARTS 400 U STATES	NO 92	29537	332	94655	5345
	92	29537	332	94655	
HAY PRESSES AND PARTS 100 U KINGDOM 400 U STATES	NO 1164	12839		59284	5346
	1164	1524659	2884	3980337	
		1537498	2884	4039621	
MANURE SPREADERS AND PARTS 400 U STATES	NO 770	234394	1745	548717	5350
	770	234394	1745	548717	
POST HOLE DIGGERS AND PARTS 400 U STATES	NO 1224	6179	1631	17040	5352
	1224	6179	1631	17040	
SPADES AND SHOVELS N O P 100 U KINGDOM 335 GERMANY W 347 JAPAN 400 U STATES	DOZ 595	7462	1558	18123	5353
		481	51	785	
		787	911	9314	
		498	1155	16163	
		1195	3675	44385	
SPRAYING AND DUSTING MACHINES 100 U KINGDOM 327 FRANCE 400 U STATES		54		251	5354
		74		2124	
		243347		532186	
		243475		534561	
STUMPING MACHINES AND PARTS	NO				5355
TRACTION DITCHING MACH AND PTS 400 U STATES	NO 11	131224	17	218823	5356
	11	131224	17	218823	
TRACTORS INTERNAL COMBUSTION 100 U KINGDOM 335 GERMANY W 400 U STATES	NO 407	548162	501	690857	5357
			20	67135	
	4617	11495460	9982	28152671	
	5024	12043622	10503	28910663	
TRACTOR PARTS AND ACCESSORIES 100 U KINGDOM 327 FRANCE 335 GERMANY W 381 ALASKA 400 U STATES		58766		144152	5358
				632	
		706		13569	
		157		157	
		4470296		12394621	
		4529925		12553131	
WINOMILLS AND PARTS 400 U STATES		927		1077	5361
		927		1077	
PRUNING HOOKS SHEARS DEHORNERS 100 U KINGDOM 335 GERMANY W 344 ITALY 400 U STATES		2782		5716	5362
		180		3760	
		2897		10497	
		15002		38120	
		20861		58093	
AGRIC IMPLEMENTS N O P AND PARTS 100 U KINGDOM 335 GERMANY W 347 JAPAN 375 SWEDEN 400 U STATES		18917		21474	5363
		875		926	
				1158	
				2156	
		1180815		2642199	
		1200607		2667913	
KNIVES AND FORKS TABLE 100 U KINGDOM 215 INDIA 305 AUSTRIA 318 DENMARK 327 FRANCE 335 GERMANY W 344 ITALY 347 JAPAN 354 NETHRLNDS 375 SWEDEN 376 SWITZRLND 400 U STATES		16411		32852	5371
				65	
		566		1248	
		1196		1559	
		2544		3644	
		5044		14619	
		1298		1416	
		47680		151796	
		85		85	
		392		392	
				733	
		12526		35011	
		87742		243420	
POCKET KNIVES 100 U KINGDOM 327 FRANCE 335 GERMANY W 344 ITALY 347 JAPAN		9883		37658	5372
		128		230	
		17238		40370	
		278		335	
		4324		9700	

IMPORTS INTO CANADA FOR CONSUMPTION

Articles and Countries from which Imported	MONTH OF MARCH 1957		THREE MONTHS ENDED MARCH 1957		Class Number
	Quantities	Values (\$)	Quantities	Values (\$)	
375 SWEDEN		453		645	
376 SWITZRLND		389		769	
400 U STATES		16185		38678	
RAZORS N O P AND PARTS		48878		128385	
100 U KINGDOM		750		6423	5373
335 GERMANY W		1359		2869	
400 U STATES		19205		68959	
SAFETY RAZOR BLADES		21314		78251	
100 U KINGDOM	002 8826	1551	19242	2366	5374
335 GERMANY W	5833	396	26750	1221	
375 SWEDEN	250	55	250	55	
400 U STATES	139448	11605	371598	26205	
SCISSORS AND SHEARS N O P	154357	13607	417840	29847	
100 U KINGDOM		9310		40253	5375
216 PAKISTAN				326	
327 FRANCE		684		684	
335 GERMANY W		47495		129474	
344 ITALY		1363		2723	
347 JAPAN		1560		8154	
400 U STATES		41225		125674	
OTHER KNIVES N O P		101637		307288	
100 U KINGDOM		9419		21723	5376
327 FRANCE				188	
335 GERMANY W		10670		22514	
344 ITALY		634		748	
347 JAPAN		3276		7561	
375 SWEDEN		1791		2345	
376 SWITZRLND				609	
400 U STATES		12503		29283	
SPOONS		38293		84971	
100 U KINGDOM		749		4526	5377
305 AUSTRIA		590		1213	
318 DENMARK		599		802	
335 GERMANY W		639		1405	
344 ITALY				1697	
347 JAPAN		21929		67616	
354 NETHRLNOS		68		7848	
375 SWEDEN		328		328	
400 U STATES		4273		21285	
KNIVES BUTCHER AND KITCHEN		29175		106720	
100 U KINGDOM		11600		37425	5378
231 HONG KONG				193	
327 FRANCE		1088		4876	
335 GERMANY W		8666		23896	
347 JAPAN		632		835	
354 NETHRLNOS				53	
375 SWEDEN				299	
376 SWITZRLND				933	
400 U STATES		9266		32441	
HINGES AND BUTTS		31252		100951	
100 U KINGDOM	LB 31717	6414	61323	14324	5381
306 BELGIUM			3707	878	
335 GERMANY W	39826	9073	77926	18526	
347 JAPAN	36233	9189	74256	17434	
375 SWEDEN	7129	2082	13624	3817	
400 U STATES	62034	43787	218917	149818	
CUT NAILS	176939	70545	449753	204797	
100 U KINGDOM	CWT		66	672	5391
400 U STATES	129	5560	908	24980	
RAILWAY SPIKES AND SPIKES NOP	129	5560	974	25652	
100 U KINGDOM	CWT		15	100	5392
400 U STATES	22	357	145	1556	
TACKS ALL KINDS N O P	22	357	160	1656	
100 U KINGDOM	LB		127	56	5393
335 GERMANY W	3086	1112	4166	1404	
400 U STATES	541	892	5477	3162	
WIRE NAILS OVER ONE INCH	3627	1994	9770	4622	
100 U KINGDOM	CWT	4183	29511	26703	5394
306 BELGIUM			140	1044	
335 GERMANY W			2624	18952	
347 JAPAN	1420	14170	1670	16672	
354 NETHRLNOS			752	4568	
400 U STATES	1267	19125	4219	60496	
NAILS AND BRADS N O P	6870	62806	36108	284798	
100 U KINGDOM	LB	10677	2133	28373	5395
335 GERMANY W		1871	504	7942	6230
375 SWEDEN				1000	2411
400 U STATES		15160	5004	64588	239
HAND SEWING NEEDLES	27708	7641	101903	28950	
100 U KINGDOM		3820		6525	5400
335 GERMANY W				1036	
347 JAPAN				133	
400 U STATES				685	
		3820		8379	

IMPORTS INTO CANADA FOR CONSUMPTION

Articles and Countries from which Imported	MONTH OF MARCH 1957		THREE MONTHS ENDED MARCH 1957		Class Number
	Quantities	Values (\$)	Quantities	Values (\$)	
SPRING BEARD AND LATCH NEEOLES	M				5401
100 U KINGDOM	168	7251	288	13136	
317 CZECHO S			15	525	
327 FRANCE	25	1025	44	1852	
335 GERMANY W			52	875	
376 SWITZRLNO			1	61	
400 U STATES	235	8533	853	30794	
	428	16809	1253	47243	
NEEOLES N O P					5402
100 U KINGDOM		16275		47905	
306 BELGIUM		2026		4256	
317 CZECHO S		80		80	
327 FRANCE				286	
335 GERMANY W		10722		17683	
344 ITALY		2291		3098	
347 JAPAN		611		1670	
354 NETHRLNOS		487		988	
376 SWITZRLNO				140	
400 U STATES		25883		81192	
		58375		157298	
PINS N O P	LB				5403
100 U KINGDOM	23786	15401	91704	60044	
335 GERMANY W	904	483	3303	2311	
347 JAPAN	410	358	410	358	
400 U STATES	3977	9051	18996	23826	
	29077	25293	114413	86539	
PINS FOR MARKING SYSTEMS	LB				5404
400 U STATES	1972	4308	7560	11930	
	1972	4308	7560	11930	
NUTS AND BOLTS WASHERS RIVETS	LB				5411
100 U KINGDOM	420069	74444	899916	166286	
306 BELGIUM	47120	5465	47120	5465	
327 FRANCE	70284	10283	80848	12152	
335 GERMANY W	9824	4238	29354	11453	
344 ITALY	77388	8697	128253	14081	
347 JAPAN	7686	1927	37617	8481	
354 NETHRLNOS			73904	13398	
375 SWEEN	48504	10470	58655	15774	
376 SWITZRLNO	30	61	30	61	
400 U STATES	1297145	534826	3781644	1575180	
	1978050	650411	5137341	1822331	
MACHINE AND OTHER SCREWS N O P					5412
100 U KINGDOM		6532		33646	
306 BELGIUM				1566	
335 GERMANY W		698		1550	
344 ITALY		150		348	
354 NETHRLNOS		2598		3269	
375 SWEDEN		205		302	
400 U STATES		204432		669890	
		214615		710571	
WOOD SCREWS OF IRON OR STEEL					5413
100 U KINGDOM		391		910	
231 HONG KONG				768	
306 BELGIUM		150		150	
335 GERMANY W		3628		7996	
347 JAPAN		200		1850	
354 NETHRLNOS				54	
375 SWEEN		2588		4403	
400 U STATES		8490		16958	
		15447		33089	
FISH HOOKS COMMERCIAL					5421
100 U KINGDOM		1058		1460	
359 NORWAY		1554		15790	
400 U STATES		2448		8037	
		5060		25287	
HARDWARE N O P					5422
100 U KINGDOM		18053		60212	
231 HONG KONG				1222	
335 GERMANY W		3390		28811	
347 JAPAN		3653		3653	
354 NETHRLNOS		10055		10055	
375 SWEEN		469		841	
400 U STATES		224018		665758	
		259638		770552	
LOCKS OF IRON OR STEEL					5423
100 U KINGDOM		4345		7356	
231 HONG KONG		245		499	
335 GERMANY W		4356		9132	
344 ITALY				483	
400 U STATES		41356		153679	
		50302		171149	
SKATES ICE	PR				5425
100 U KINGDOM	9348	15450	16828	27083	
400 U STATES			106	109	
	9348	15450	16934	27192	
SKATES ROLLER	PR				5426
400 U STATES	6148	12024	14591	25831	
	6148	12024	14591	25831	
CARPET SWEEPERS	NO				5441
400 U STATES	2858	18591	4178	24422	
	2858	18591	4178	24422	
CLEANERS ELECTRIC VACUUM	NO				5442
100 U KINGDOM	2680	57493	6344	137346	
318 DENMARK	60	1869	108	3379	
335 GERMANY W	73	2096	523	14754	
354 NETHRLNOS	524	12457	1417	32249	

IMPORTS INTO CANADA FOR CONSUMPTION

Articles and Countries from which Imported	MONTH OF MARCH 1957		THREE MONTHS ENDED MARCH 1957		Class Number
	Quantities	Values (\$)	Quantities	Values (\$)	
400 U STATES	12663	426826	29167	1035097	
CLEANERS HAND VACUUM AND PARTS	16000	500741	37559	1222825	5443
100 U KINGDOM		93418		162533	
335 GERMANY W		382		571	
347 JAPAN		958		1710	
354 NETHRLNDS				2892	
375 SWEDEN		2749		4765	
400 U STATES		145875		403580	
CLOTHES WRINGERS DOMESTIC		243382		576051	
400 U STATES		36797		99250	5444
SEWING MACHINES DOMESTIC	NO	36797		99250	
100 U KINGDOM	1130	48001	7030	203850	5445
306 BELGIUM	100	2755	100	2755	
335 GERMANY W	262	17580	842	59881	
344 ITALY	853	36648	2062	102317	
347 JAPAN	5254	100807	13064	237521	
354 NETHRLNDS	126	6909	189	12781	
372 SPAIN	557	11853	597	14173	
375 SWEDEN			40	2488	
376 SWITZRLND	1255	95944	1522	114906	
400 U STATES	1267	56584	4163	155024	
SEWING MACH ATTACHMNTS DOMESTIC	10804	377081	29609	905696	
100 U KINGDOM		6318		16389	5446
335 GERMANY W				1058	
344 ITALY				559	
347 JAPAN				7496	
376 SWITZRLND		4218		12475	
400 U STATES		22935		84568	
SEWING MACHINE PARTS DOMESTIC		33471		122545	5447
100 U KINGDOM		45527		115780	
318 DENMARK				259	
327 FRANCE				446	
335 GERMANY W		4526		7579	
344 ITALY		261		1796	
347 JAPAN		447		10970	
375 SWEDEN		552		831	
376 SWITZRLND		644		1890	
400 U STATES		50463		163420	
CLOTHES DRYERS DOMESTIC ELECTR	NO	102420		302971	5448
400 U STATES	1109	191764	4215	835528	
WATER PUMPS DOMESTIC	1109	191764	4215	835528	5449
100 U KINGDOM	NO	94	974	458	4233
400 U STATES	35	2985	212	13730	
WASHING MACHINES ELECTRIC	129	3959	670	17963	5450
100 U KINGDOM	NO		111	7710	
400 U STATES	3764	505916	11423	1608419	
WASHING MACH POWER NOT ELECT	3764	505916	11534	1616129	5451
400 U STATES	NO	100	7544	122	9545
WASHING MACH HAND OPERATED	100	7544	122	9545	5452
400 U STATES	NO	29	408	29	408
WASHING MACHINE PARTS	29	408	29	408	5453
100 U KINGDOM		1369		3303	
400 U STATES		312172		1302428	
IRONERS DOMESTIC ELECTRIC		313541		1305731	5454
400 U STATES	NO	10	811	107	9922
ARTICLES FOR SMELTING IRON	10	811	107	9922	5461
335 GERMANY W				6378	
400 U STATES		315627		636810	
BLOWERS SMELTING APPARATUS		315627		643188	5462
376 SWITZRLND		10272		10272	
400 U STATES		62804		241507	
BUDDLES VANNERS SLIME TABLES		73076		251779	5463
400 U STATES		1368		1877	
CAR LOADING MACHINES COAL		1368		1877	5464
400 U STATES		408		480	
CHOCK RELEASE APPARATUS		408		480	5465
100 U KINGDOM		5541		5880	
COAL HEADING MACHINES		5541		5880	5466
400 U STATES		183899		186852	
MINERS LAMPS AND ACCESSORIES		183899		186852	5467
100 U KINGDOM		6722		14784	
375 SWEDEN		219		417	
400 U STATES		85015		179323	
AMALGAM SAFES ORE SAMPLERS		91956		194524	5468
100 U KINGDOM				4358	
400 U STATES		63870		192802	
		63870		197160	

IMPORTS INTO CANADA FOR CONSUMPTION

Articles and Countries from which Imported	MONTH OF MARCH 1957		THREE MONTHS ENDED MARCH 1957		Class Number
	Quantities	Values (\$)	Quantities	Values (\$)	
SUNDRY METALLURGICAL APPARATUS					5469
100 U KINGDOM		117517		156089	
327 FRANCE		1420		67226	
335 GERMANY W				9743	
400 U STATES		605285		1325822	
		724222		1558880	
DIAMOND DRILLS CORE DRILLS					5470
100 U KINGDOM		39035		168083	
224 JAMAICA		475		475	
400 U STATES		35747		78868	
		75257		247426	
MINE LOADING MACH CONVEYORS					5471
100 U KINGDOM		122686		240466	
375 SWEDEN		20789		42936	
381 ALASKA		118		118	
400 U STATES		2186147		5046354	
		2329740		5329874	
MACHINERY ALLUVIAL MINING					5473
400 U STATES		183278		525208	
		183278		525208	
MACHINERY ORE HANOLING					5474
MACHINERY ORE CONCENTRATION					5475
100 U KINGDOM		1596		1596	
400 U STATES		225920		615390	
		227516		616986	
MACHINERY METAL REFINING					5476
400 U STATES		6353		23872	
		6353		23872	
ORE CRUSHERS GRINDING MILLS					5477
100 U KINGDOM		1479		7428	
305 AUSTRIA		1542		1542	
327 FRANCE		12485		28983	
400 U STATES		810833		1812012	
		826339		1849965	
COAL CUTTERS AUGERS DRILLS					5478
100 U KINGDOM		438		1275	
400 U STATES		1537		41703	
		1975		42978	
POWER DRIVEN PUMPS FOR MINES					5479
400 U STATES		376		376	
		376		376	
PUMPS PREC METAL EXTRACTION					5480
400 U STATES		119374		198982	
		119374		198982	
ROCK DRILLS AND PARTS	NO				5481
100 U KINGDOM	6	28011	6	60830	
305 AUSTRIA		94		94	
375 SWEDEN	65	68558	320	184928	
400 U STATES	47	219689	180	708318	
	118	316352	506	954170	
WELL DRILLING MACHINERY					5482
100 U KINGDOM		17208		249036	
305 AUSTRIA				78122	
335 GERMANY W				455	
347 JAPAN				2326	
400 U STATES		4737709		15372209	
		4754917		15702148	
ADDING MACHINES AND PARTS	NO				5500
100 U KINGDOM	139	17731	634	86719	
306 BELGIUM			63	1260	
335 GERMANY W	20	245	447	49532	
344 ITALY			100	17692	
359 NORWAY	37	2131	97	5566	
375 SWEDEN	509	39180	798	68362	
376 SWITZRLND		113		113	
400 U STATES	414	172487	1128	502523	
	1119	231887	3267	731767	
BOOKKEEPING MACHINES AND PARTS	NO				5501
100 U KINGDOM		39686	13	96921	
327 FRANCE	6	31376	7	56048	
335 GERMANY W	16	14929	158	55328	
344 ITALY	186	46249	758	162943	
354 NETHRLNOS			141	34721	
375 SWEDEN	110	19506	305	57710	
376 SWITZRLNO	65	9408	112	15620	
400 U STATES	610	1310477	2407	4586582	
	993	1471631	3901	5065873	
CASH REGISTERS					5502
359 NORWAY		746		9879	
375 SWEDEN		33613		121154	
400 U STATES		14586		42219	
		48945		173252	
CASH REGISTER PARTS					5503
375 SWEDEN		995		1753	
400 U STATES		206044		587798	
		207039		589551	
DICTATING MACHINES AND PARTS					5504
100 U KINGDOM		111617		199183	
318 DENMARK		359		3749	
335 GERMANY W		4189		6893	
376 SWITZRLND		5176		26183	
400 U STATES		123642		425298	
		244983		661306	
TYPEWRITERS	NO				5505
100 U KINGDOM	3752	272486	7468	581402	

IMPORTS INTO CANADA FOR CONSUMPTION

Articles and Countries from which Imported			MONTH OF MARCH 1957		THREE MONTHS ENDED MARCH 1957		Class Number
			Quantities	Values (\$)	Quantities	Values (\$)	
335	GERMANY W	247	18164	576	38915		
344	ITALY	390	21862	1253	122400		
354	NETHRLNDS	1000	31050	5000	155509		
375	SWEDEN	169	9697	210	11218		
376	SWITZRLND	115	2637	215	9516		
390	GERMANY E			127	3874		
400	U STATES	794	38584	3716	179506		
TYPEWRITER PARTS			6467	394480	18565	1102340	5506
100	U KINGDOM		17504		38358		
317	CZECHO S				57		
327	FRANCE		136		4028		
335	GERMANY W		2007		7121		
344	ITALY		3596		10628		
375	SWEDEN		2369		4483		
376	SWITZRLND		3525		4764		
400	U STATES		433809		1660034		
MACHINERY 412A PAPER WORKING				462946		1729473	5511
100	U KINGDOM		48152		70760		
234	AUSTRALIA				84		
306	BELGIUM				3066		
317	CZECHO S				2720		
318	DENMARK		150		150		
327	FRANCE				960		
335	GERMANY W		82871		260393		
344	ITALY		181		8696		
354	NETHRLNDS		3533		3613		
375	SWEDEN		4819		4969		
376	SWITZRLNO		1714		3314		
384	P RICO		350		350		
390	GERMANY E		441		3474		
400	U STATES		1087183		3341208		
MACHINERY 412A CELLULOSE				1229394		3703757	5512
100	U KINGDOM		446		446		
400	U STATES		5940		6463		
NEWSPAPER PRESSES AND PARTS				6386		6909	5513
NO							
100	U KINGDOM		221		1167		
375	SWEDEN			1	23114		
400	U STATES		15762	1	211011		
FLAT BED CYL PRESSES AND PARTS				15983		235292	5514
NO							
100	U KINGDOM		429		429		
400	U STATES		16196	10	50522		
PRINTING PRESSES N O P AND PTS				16625		50951	5515
NO							
100	U KINGDOM	462	157125	819	238691		
317	CZECHO S	2	2355	5	7278		
318	DENMARK	8	473	92	2976		
327	FRANCE	3	13157	3	14366		
335	GERMANY W	30	29768	79	165888		
375	SWEDEN	8	21954	9	27964		
376	SWITZRLND	1	13346	1	13486		
390	GERMANY E			2	4666		
400	U STATES	509	594870	2310	1733635		
TYPECASTING MACHINES AND PARTS				833048		2208950	5516
NO							
100	U KINGDOM				1343		
335	GERMANY W		242		242		
344	ITALY		1872		1872		
376	SWITZRLND				178		
380	USSR		9898		9898		
400	U STATES		196597		596420		
TYPENAKING ACCESSORIES AND PTS				208609		609953	5517
NO							
100	U KINGDOM		246		2263		
335	GERMANY W				68		
400	U STATES		5318		14695		
SHOVELS POWER NOT MADE CANADA				5564		17026	5518
NO							
400	U STATES	25	401561	167	1203794		
SHOVELS POWER KIND MADE CANADA				401561		1203794	5519
NO							
100	U KINGDOM	1	21332	1	21332		
400	U STATES	46	999249	118	2764724		
SHOVELS POWER PARTS OF				1020581		2786056	5520
NO							
100	U KINGDOM		3366		15034		
344	ITALY				62		
400	U STATES		783133		2459238		
AIR COMPRESSING MACH AND PARTS				786499		2474334	5521
NO							
100	U KINGDOM		106542		189618		
305	AUSTRIA				5766		
306	BELGIUM				326		
318	DENMARK				104		
327	FRANCE		122		763		
335	GERMANY W		403		5820		
375	SWEDEN		8498		53571		
376	SWITZRLND		230		3587		
400	U STATES		1647288		4294506		
BAKERY MACHINERY AND PARTS				1763083		4554061	5522
NO							
100	U KINGDOM		5595		33447		

IMPORTS INTO CANADA FOR CONSUMPTION

Articles and Countries from which Imported	MONTH OF MARCH 1957		THREE MONTHS ENDED MARCH 1957		Class Number
	Quantities	Values (\$)	Quantities	Values (\$)	
318 DENMARK				440	
354 NETHRLNDS		1315		1465	
375 SWEDEN				473	
400 U STATES		248390		767566	
BOX END MACHINERY AND PARTS		255300		803391	5523
COAL CARBONIZING MACH AND PTS					
400 U STATES		299		1576	5524
SEWING MACHINES INDUSTRIAL					
NO					
100 U KINGDOM	125	10278	329	22664	5525
306 BELGIUM			2	926	
318 DENMARK		734		878	
327 FRANCE			1	224	
335 GERMANY W	24	5414	503	54025	
347 JAPAN	50	3487	50	10333	
375 SWEDEN				52	
376 SWITZRLNO			10	3548	
400 U STATES	410	193617	1205	555040	
CLAY PRODUCTS MACH AND PARTS		609	2100	647690	
335 GERMANY W		312		312	5526
400 U STATES		14043		61916	
COAL COKE AND GAS MACH AND PTS					
100 U KINGDOM		1589		3338	5527
400 U STATES		771350		1528925	
WASTE RECOVERY MACH AND PARTS					
335 GERMANY W				306	5528
400 U STATES		107053		357180	
COAL HANDLING MACHINES AND PTS					
400 U STATES		15028		46325	5529
CONCRETE MIXING MACH AND PARTS					
NO					
100 U KINGDOM	3	748	3	1161	5530
335 GERMANY W		4617	4	18136	
400 U STATES	29	81361	82	192796	
ROCK DRILL BITS					
NO					
100 U KINGDOM	343	9552	673	12338	5531
375 SWEDEN	3503	38961	20881	215611	
400 U STATES	16628	77269	45194	251361	
OEENTAL ENGINES ELECTRIC		20474	66748	479310	
NO					
100 U KINGDOM			16	2402	5532
400 U STATES	59	5376	108	11299	
COIN DIE FOR STAMPING METAL PLATES					
400 U STATES	59	5376	124	13701	5533
HAND FIRE EXTINGUISHERS					
100 U KINGDOM		2792		11285	5534
400 U STATES		139967		375568	
FERTILIZER MACHINERY AND PARTS					
100 U KINGDOM		1074		15866	5535
318 DENMARK				80	
335 GERMANY W				183	
359 NDRWAY				273	
400 U STATES		4831		20885	
FISH PREPARING MACH AND PARTS					
318 DENMARK		7389		7389	5536
335 GERMANY W				38054	
375 SWEDEN		2420		10734	
400 U STATES		3546		8246	
REFRIGERATING MACH AND PARTS					
100 U KINGDOM		5394		7983	5537
318 DENMARK				844	
400 U STATES		593731		1481513	
LAWN MOWERS POWER AND PARTS					
NO					
100 U KINGDOM	32	1583	672	31420	5538
400 U STATES	4294	264928	9999	680077	
LAWN MOWERS N O P					
NO					
100 U KINGDOM	8591	60341	15407	110074	5539
400 U STATES	1311	16864	6671	80992	
LEATHER MACHINERY AND PARTS					
335 GERMANY W				96	5540
400 U STATES		39234		83682	
LOGGING MACHINERY AND PARTS					
100 U KINGDOM		25587		122567	5541
335 GERMANY W		90		14012	
347 JAPAN				11435	
354 NETHRLNDS		5907		12534	
375 SWEDEN		1569		1647	
400 U STATES		1094224		3543841	
METAL DRILLING MACH AND PARTS					
100 U KINGDOM		1127377		3706036	5542
		106585		231627	

IMPORTS INTO CANADA FOR CONSUMPTION

Articles and Countries from which Imported	MONTH OF MARCH 1957		THREE MONTHS ENDED MARCH 1957		Class Number
	Quantities	Values (\$)	Quantities	Values (\$)	
306 BELGIUM				18408	
317 CZECHO S		2089		6895	
335 GERMANY W		15496		26386	
344 ITALY				10522	
354 NETHRLNDS				4806	
375 SWEDEN		3594		5357	
376 SWITZRLND		2440		16284	
400 U STATES		273250		918636	
		403454		1238921	
METAL GRINDING MACH AND PARTS					5543
100 U KINGDOM		47367		200641	
305 AUSTRIA		293		293	
306 BELGIUM				7990	
317 CZECHO S		2377		2471	
318 DENMARK				12715	
327 FRANCE				141	
335 GERMANY W		17985		59172	
344 ITALY				6199	
354 NETHRLNDS				425	
375 SWEDEN		2776		34030	
376 SWITZRLND		1704		16721	
400 U STATES		599557		1879052	
		672059		2219850	
METALWORKING LATHES AND PARTS					5544
100 U KINGDOM		109688		406999	
305 AUSTRIA		1527		1527	
306 BELGIUM				1826	
317 CZECHO S		9778		38573	
335 GERMANY W		76578		140079	
344 ITALY		8828		22044	
375 SWEDEN				501	
376 SWITZRLND		913		6893	
400 U STATES		458294		1337005	
		665606		1955447	
METAL MILLING MACHINES AND PTS					5545
100 U KINGDOM		55856		129066	
306 BELGIUM				706	
317 CZECHO S				2080	
318 DENMARK		13063		17607	
327 FRANCE				601	
335 GERMANY W		16083		59495	
344 ITALY		23930		60297	
375 SWEDEN		9882		14499	
376 SWITZRLND		1474		1728	
400 U STATES		304237		736823	
		424525		1040902	
METALWORKING PLANERS AND PARTS					5546
100 U KINGDOM		281		387	
400 U STATES		122		165894	
		403		166281	
METALWORKING PRESSES AND PARTS					5547
100 U KINGDOM		8614		43649	
317 CZECHO S		373		373	
335 GERMANY W		7803		34414	
344 ITALY				4790	
375 SWEDEN		38678		38678	
376 SWITZRLND				110	
400 U STATES		777262		2196272	
		832730		2318286	
METAL ROLLING MILL MCH AND PTS					5548
100 U KINGDOM		5313		14559	
335 GERMANY W		228633		1057777	
344 ITALY		1024		1024	
400 U STATES		429955		1189595	
		664925		2262355	
METAL SHAPERS SLOTTERS AND PTS					5549
100 U KINGDOM		28817		58519	
335 GERMANY W		6790		19655	
375 SWEDEN		2085		2665	
400 U STATES		27081		253210	
		64773		334049	
METALWORKING MCH N O P AND PTS					5550
100 U KINGDOM		56944		132974	
305 AUSTRIA				432	
317 CZECHO S		551		551	
318 DENMARK		1028		1403	
327 FRANCE				1722	
335 GERMANY W		21982		75115	
354 NETHRLNDS		243		243	
375 SWEDEN		1413		8991	
376 SWITZRLND		235		887	
400 U STATES		1120056		3543736	
		1202452		3766054	
MOTION PICTURE PROJECTORS					5551
100 U KINGDOM		12938		20739	
305 AUSTRIA		5295		21215	
327 FRANCE		144		1095	
335 GERMANY W		2025		2294	
344 ITALY				232	
347 JAPAN		7213		13204	
354 NETHRLNDS				254	
375 SWEDEN				207	
376 SWITZRLND		808		3303	
400 U STATES		211407		639616	
		239830		702159	

IMPORTS INTO CANADA FOR CONSUMPTION

Articles and Countries from which Imported	MONTH OF MARCH 1957		THREE MONTHS ENDED MARCH 1957		Class Number
	Quantities	Values (\$)	Quantities	Values (\$)	
CRANES ETC NOT MADE IN CANADA	NO				5552
100 U KINGDOM	17	29101	20	37227	
375 SWEDEN	10	8977	47	43940	
400 U STATES	102	333258	246	937215	
	129	371336	313	1018382	
CRANES ETC KIND MADE IN CANADA	NO				5553
100 U KINGDOM	92	47729	320	104752	
327 FRANCE	97	4020	97	4020	
335 GERMANY W			23	1077	
347 JAPAN			29	629	
359 NORWAY			4	3193	
375 SWEDEN	5	4859	6	9683	
400 U STATES	512	539112	1397	2024200	
	706	595720	1876	2147554	
CRANES HOISTS ETC NOP PARTS OF					5554
100 U KINGDOM		26616		59075	
335 GERMANY W		11128		20929	
354 NETHRLNDS				1504	
359 NORWAY		5303		5806	
375 SWEDEN		4582		5985	
400 U STATES		343082		869162	
		390711		962461	
OZONE GENERATORS AND PARTS					5555
327 FRANCE		24483		24483	
400 U STATES		2814		3220	
		27297		27703	
PAPER MILL MACHINES AND PARTS					5556
100 U KINGDOM		217385		684252	
305 AUSTRIA		1474		2820	
335 GERMANY W		11850		42243	
375 SWEDEN		22860		25052	
400 U STATES		841959		3045768	
		1095528		3800135	
PULP MILL MACHINES AND PARTS					5557
100 U KINGDOM				1610	
335 GERMANY W				313	
375 SWEDEN				17326	
400 U STATES		429409		1053370	
		429409		1072619	
POWER PUMPS N O P AND PARTS	NO				5558
100 U KINGDOM	122	96036	624	210317	
318 DENMARK			2	822	
327 FRANCE		548		548	
335 GERMANY W	1	1622	204	11778	
344 ITALY				1983	
375 SWEDEN	11	4091	122	39344	
376 SWITZRLNO	1	3234	2	4649	
400 U STATES	3677	1015008	10184	2793626	
	3812	1120539	11138	3063067	
RIFLE MAKING MACHINERY					5559
306 BELGIUM				3314	
400 U STATES		98839		141837	
		98839		145151	
ROAD MAKING MACHINERY AND PTS					5560
100 U KINGDOM		210		1592	
305 AUSTRIA		2253		2253	
400 U STATES		730634		1932200	
		733097		1936045	
TRENCH AND DITCH MACH AND PTS					5561
100 U KINGDOM		103		159	
400 U STATES		2045		11594	
		2148		11753	
ROLLERS STREET ROAD AND PARTS	NO				5562
100 U KINGDOM	1	2743	1	3527	
335 GERMANY W			1	3280	
400 U STATES	39	146705	66	259862	
	40	149448	68	266669	
ROLLS CAST FOR ROLLING STEEL					5563
100 U KINGDOM				8056	
400 U STATES		247048		561423	
		247048		569479	
SAWMILL MACHINERY AND PARTS					5564
305 AUSTRIA				532	
306 BELGIUM				14270	
335 GERMANY W		7135		33224	
375 SWEDEN		353		353	
400 U STATES		148152		327988	
		155640		376367	
SCRAPERS RAILWAY OR ROAD					5565
400 U STATES		187871		557843	
		187871		557843	
SHOE MACHINERY AND PARTS					5566
100 U KINGDOM		21386		29858	
318 DENMARK		153		1116	
335 GERMANY W		4095		12637	
344 ITALY				3504	
354 NETHRLNDS				1380	
375 SWEDEN		104		104	
376 SWITZRLND				785	
400 U STATES		126213		310412	
		151951		359796	
ROLLS CAST FOR ROLLING PAPER					5567
100 U KINGDOM		35673		78536	
400 U STATES		28474		100172	
		64147		178708	

IMPORTS INTO CANADA FOR CONSUMPTION

Articles and Countries from which Imported	MONTH OF MARCH 1957		THREE MONTHS ENDED MARCH 1957		Class Number
	Quantities	Values (\$)	Quantities	Values (\$)	
STAVE MAKING MACH AND PARTS 400 U STATES		70		70	5568
		70		70	
STREET CLEANING MACH AND PARTS 100 U KINGDOM 335 GERMANY W 400 U STATES				217 18051 254279	5569
		61159		272547	
BEEET SUGAR MACHINERY AND PARTS 400 U STATES		32329		64144	5570
		32329		64144	
VENEER DRYING MACHINES AND PTS 400 U STATES		1865		5474	5571
		1865		5474	
WATER METERS N O P AND PARTS 100 U KINGDOM 335 GERMANY W 400 U STATES	N0 3	3461	15	5135	5572
				156	
	23	2378	38	14679	
	26	5839	53	19970	
WATER TURBINES AND PARTS 100 U KINGDOM 327 FRANCE 375 SWEDEN 400 U STATES		28341		156087 1116 7740	5573
		72626		120835	
		100967		285778	
WIRE STITCHER STAPLERS AND PTS 100 U KINGDOM 335 GERMANY W 347 JAPAN 375 SWEDEN 400 U STATES		872 2184 525 9630 80158		7334 2983 525 21000 272311	5574
		93369		304153	
YARN CORD FABRIC MACH AND PTS 100 U KINGDOM 306 BELGIUM 317 CZECHO S 327 FRANCE 335 GERMANY W 344 ITALY 354 NETHRLNDS 375 SWEOEN 376 SWITZRLND 390 GERMANY E 400 U STATES		369243 136 1150 2839 14802 17351 55 30075 1734823 2170574		872673 279 2498 4347 35411 19577 98 146 42014 103 5416288 6393434	5575
ALL MACHINERY N O P AND PARTS 100 U KINGDOM 207 UN SO AFR 2 1 HONG KONG 236 NEW ZEAL 305 AUSTRIA 306 BELGIUM 317 CZECHO S 318 DENMARK 327 FRANCE 335 GERMANY W 344 ITALY 347 JAPAN 354 NETHRLNDS 359 NORWAY 375 SWEOEN 376 SWITZRLND 381 ALASKA 387 VENEZUELA 400 U STATES		982732		2041819 67 749 150 35288 16143 724 142157 90548 460355 236281 27946 80614 2347 311991 107145 907 429 28768812 32324472	5576
		11280268		28768812	
		12777683		32324472	
CIGARETTE CIGAR MACH AND PARTS 100 U KINGDOM 335 GERMANY W 375 SWEDEN 400 U STATES		259701		453404 13950 513 195275	5577
		351198		663142	
VENEER OR PLYWOOD MACH AND PTS 100 U KINGDOM 335 GERMANY W 376 SWITZRLND 400 U STATES				288 7224 2021 113198	5578
		18659		122731	
		25488			
PURIFIERS FOR FISH OILS 400 U STATES				68 68	5579
FORGED STEEL ROLLS 100 U KINGDOM 335 GERMANY W 400 U STATES		14139		62462 186	5580
		215574		345129	
		229713		407777	
FIXED METERS GAUGES FOR LIQUID 100 U KINGDOM 335 GERMANY W 359 NORWAY 400 U STATES		700		1574 202 357	5581
		37483		128514	
		38183		130647	
AIR CONDITIONING APPARATUS NOP 100 U KINGDOM 306 BELGIUM 335 GERMANY W		14689		57520 57 1772	5582

IMPORTS INTO CANADA FOR CONSUMPTION

Articles and Countries from which Imported	MONTH OF MARCH 1957		THREE MONTHS ENDED MARCH 1957		Class Number
	Quantities	Values (\$)	Quantities	Values (\$)	
354 NETHRLNDS		15941		15941	
375 SWEDEN		7660		17615	
376 SWITZRLND				140	
400 U STATES		1127810		2868503	
DIES IN THE ROUGH		1166100		2961548	
100 U KINGDOM		372		2450	5583
400 U STATES		3921		13123	
BOTTLING MACHINES AND PARTS		4293		15573	
100 U KINGDOM				930	5584
335 GERMANY W		530		12889	
400 U STATES		629677		1552817	
BULLDOZERS EARTHMOVERS AND PTS	NO			1566636	
100 U KINGDOM	B	19578	16	40159	5585
234 AUSTRALIA				153	
344 ITALY				1659	
381 ALASKA				1591	
400 U STATES	85	1559242	268	3727953	
CONVEYING EQUIPMENT AND PARTS	93	1578820	284	3771515	5586
100 U KINGDOM		161730		267114	
327 FRANCE				2012	
335 GERMANY W				631	
359 NORWAY		701		701	
375 SWEDEN				145	
400 U STATES		836112		2381911	
POWER JACKS AND PARTS		998543		2652514	
100 U KINGDOM	NO				5587
327 FRANCE	108	23184	449	29075	
335 GERMANY W	2	1317	2	1317	
375 SWEDEN	2	115	3	269	
400 U STATES	103	723	115	3072	
STONE CRUSHING MACH AND PARTS	5012	158128	13333	435960	
100 U KINGDOM	5227	183467	13902	469693	
306 BELGIUM				7354	5588
400 U STATES		426		426	
WOODWORKING MACH AND PARTS NOP		458941		1070116	
100 U KINGDOM		459367		1077896	
305 AUSTRIA		18268		84822	5589
306 BELGIUM		379		379	
318 DENMARK		4780		6040	
335 GERMANY W		133		133	
354 NETHRLNDS		14463		33435	
375 SWEDEN		3112		1170	
376 SWITZRLND				72835	
400 U STATES		410863		115	
AIR CONDITIONERS ROOM SIZE		451998		1070044	
400 U STATES	NO			1268973	
SPRINGS FOR SURGICAL TRUSSES		1127	5048	943969	5590
SPRINGS FOR RAILWAY VEHICLES		1127	5048	943969	
100 U KINGDOM	LB				5591
400 U STATES		126		214	5592
SPRINGS FOR OTHER VEHICLES		6809		39167	
400 U STATES		6935		39381	
SPRINGS FOR FURNITURE		2931		6397	5593
400 U STATES		2931		6397	
SPRINGS FOR CLOCKS		10782		35561	5594
100 U KINGDOM		10782		35561	
400 U STATES		73		73	5595
BATHS BATHTUBS IRON OR STEEL		73		2408	
100 U KINGDOM				2481	5600
335 GERMANY W		4265		559	
400 U STATES		45869		13228	
BASINS CLDSETS SINKS		50134		158134	
100 U KINGDOM				171921	5601
335 GERMANY W		12352		28451	
375 SWEDEN		6662		9794	
400 U STATES		8330		29254	
CONTAINERS TINPLATE FOR FOOD		96916		277653	
400 U STATES		124260		345152	
CONTAINERS TINPLATE N O P		111555		270548	5602
100 U KINGDOM		111555		270548	
335 GERMANY W		7583		8007	5603
381 ALASKA		61		61	
400 U STATES		168336		84	
HOLLOW WARE ENAMELLED IRON		175980		405907	
100 U KINGDOM				414059	5604
306 BELGIUM		892		948	
318 DENMARK		131		256	
335 GERMANY W				301	
				321	

IMPORTS INTO CANADA FOR CONSUMPTION

Articles and Countries from which Imported	MONTH OF MARCH 1957		THREE MONTHS ENDED MARCH 1957		Class Number	
	Quantities	Values (\$)	Quantities	Values (\$)		
400 U STATES		35955		77298	5605	
HOLLOW WARE IRON N O P		36978		79124		
100 U KINGDOM		2907		7972		
318 DENMARK		1450		1450		
327 FRANCE				748		
335 GERMANY W		456		2093		
347 JAPAN				5591		
354 NETHRLNDS		401		495		
375 SWEDEN		1700		2178		
400 U STATES		353634		913487		
KITCHEN DAIRY HOLLOW WARE TIN		360548		934014	5606	
100 U KINGDOM				4259		
335 GERMANY W				812		
400 U STATES		5012		38778	5607	
MFRS OF TIN AND TINPLATE N O P		5012		43849		
100 U KINGDOM		19151		26258	5607	
327 FRANCE		227		338		
335 GERMANY W		2234		4895		
344 ITALY		296		608		
347 JAPAN		518		1813		
352 MEXICO				161		
354 NETHRLNDS		245		2438		
381 ALASKA				104		
400 U STATES		239337		687780		
ANVILS AND VISES		262008		724395		5621
100 U KINGDOM		8250		22183		
335 GERMANY W		1686		2579		
344 ITALY				444		
347 JAPAN		314		990		
354 NETHRLNDS				78		
375 SWEDEN				201		
400 U STATES		21325		65165		
AUGERS BITS AND DRILLS		31575		91640	5622	
100 U KINGDOM		102118		216570		
234 AUSTRALIA		472		21456		
305 AUSTRIA		1530		1841		
327 FRANCE		3611		5373		
335 GERMANY W		19097		42555		
344 ITALY		4406		4968		
347 JAPAN		1010		2262		
354 NETHRLNDS		200		729		
375 SWEDEN		821		10585		
376 SWITZRLND		73		193		
400 U STATES		108886		321387	5623	
AXES	002	242224		627919		
100 U KINGDOM	30	646	180	2870	5623	
335 GERMANY W			384	4954		
375 SWEDEN	67	688	940	8802		
400 U STATES	93	1999	222	5288		
FILES N O P AND RASPS	002	3333	1726	21914	5624	
100 U KINGDOM	3299	8781	10373	31365		
335 GERMANY W	13	96	290	1306		
347 JAPAN			500	971		
366 PORTUGAL	1327	3723	1327	3723		
375 SWEDEN	190	471	991	2900		
376 SWITZRLND	62	179	116	599		
400 U STATES	5000	37166	18837	98795		
HACK SAW BLADES	9891	50416	32434	139659		5625
100 U KINGDOM		3627		12755		
335 GERMANY W		161		1422		
344 ITALY		195		195		
375 SWEDEN				430		
400 U STATES		9534		41451		
SAWS N O P		13517		56253	5626	
100 U KINGDOM		6418		21417		
317 CZECHO S				558		
318 DENMARK		730		1734		
335 GERMANY W		11037		18405		
347 JAPAN		1014		3037		
359 NORWAY				3008		
375 SWEDEN		1670		14109		
376 SWITZRLND		29480		79332		
400 U STATES		50349		141600		
WRENCHES					5627	
100 U KINGDOM		1822		15725		
305 AUSTRIA				679		
335 GERMANY W		33349		78242		
344 ITALY				386		
347 JAPAN		4797		13240		
375 SWEDEN		190		2071		
376 SWITZRLND		141		208		
400 U STATES		267580		690068		
ADZES CLEAVERS HATCHETS PLANES		307879		800619		
100 U KINGDOM		9857		40053	5628	
305 AUSTRIA				1767		
327 FRANCE				64		

IMPORTS INTO CANADA FOR CONSUMPTION

Articles and Countries from which Imported	MONTH OF MARCH 1957		THREE MONTHS ENDED MARCH 1957		Class Number
	Quantities	Values (\$)	Quantities	Values (\$)	
335 GERMANY W		19848		43166	
344 ITALY		99		99	
347 JAPAN		1099		2223	
375 SWEDEN		9387		17824	
376 SWITZRLND		111		262	
400 U STATES		110091		287874	
		150492		393332	
ENGINEERS PRECISION TOOLS					
100 U KINGDOM		38786		99209	5629
305 AUSTRIA		409		409	
318 DENMARK		409		1190	
327 FRANCE		1230		5888	
335 GERMANY W		28081		96019	
344 ITALY		881		4385	
347 JAPAN		18739		35145	
354 NETHRLNDS		774		3381	
375 SWEDEN		4330		28797	
376 SWITZRLND		45606		359282	
400 U STATES		318656		846237	
		457492		1479942	
TOOLS N O P					
100 U KINGDOM		33720		123028	5630
231 HONG KONG				276	
234 AUSTRALIA		161		217	
305 AUSTRIA		600		600	
318 DENMARK				1317	
327 FRANCE		2891		9079	
335 GERMANY W		30553		88196	
344 ITALY		68		824	
347 JAPAN		10265		40183	
354 NETHRLNDS				320	
359 NORWAY		658		658	
375 SWEDEN		5020		10246	
376 SWITZRLND		2639		3890	
387 VENEZUELA		2407		2407	
400 U STATES		504965		1613702	
		593947		1894943	
FILES MANICURE					
100 U KINGDOM		91		2189	5631
335 GERMANY W		433		2034	
400 U STATES		1770		5884	
		2294		10107	
TOOLS FOR USE IN MACHINES					
100 U KINGDOM		57798		168300	5632
234 AUSTRALIA		1103		1103	
236 NEW ZEAL				100	
318 DENMARK				1258	
327 FRANCE				471	
335 GERMANY W		13454		38887	
344 ITALY		1920		2344	
354 NETHRLNDS		69		215	
375 SWEDEN		1894		3431	
376 SWITZRLND		1045		5024	
400 U STATES		621489		1889088	
		698772		2110221	
AUTOMOBILES FREIGHT NEW					
NO					
100 U KINGDOM	58	64988	170	189102	5641
335 GERMANY W	182	191103	497	497601	
400 U STATES	531	2545092	1767	8271030	
	771	2801183	2434	8957733	
AUTOS PASS NEW UNDER 1200 DOL					
NO					
100 U KINGDOM	2415	2491417	3875	4011837	5642
317 CZECHO S			1	710	
327 FRANCE			2	1834	
335 GERMANY W	2767	1986346	4923	3567314	
400 U STATES	16	10315	17	11278	
	5198	4488078	8818	7592973	
AUTOS PASS NEW 1200 TO 2100DOL					
NO					
100 U KINGDOM	464	612135	895	1194753	5643
327 FRANCE	2	2843	2	2843	
335 GERMANY W	108	141998	238	309398	
400 U STATES	118	222176	388	734667	
	692	979152	1523	2241661	
AUTOS PASS NEW N O P					
NO					
100 U KINGDOM	56	160403	84	251608	5644
335 GERMANY W	14	37217	17	45408	
400 U STATES	1793	5413595	6087	18029855	
	1863	5611215	6188	18326871	
MOTOR OMNIBUSES NEW					
NO					
100 U KINGDOM			1	1243	5645
335 GERMANY W	33	37883	80	93128	
400 U STATES	15	79297	86	785210	
	48	117180	167	879575	
PARTS OF MOTOR BUS BODIES 4381					
NO					
100 U KINGDOM		6142		6584	5646
335 GERMANY W		4019		5982	
400 U STATES		579070		1630166	
		589231		1642732	
AXLES BRAKES CLUTCHES TRUCK					
NO					
100 U KINGDOM		1801		10714	5648
335 GERMANY W		4103		16131	
400 U STATES		1512095		5664366	
		1517999		5691211	
AUTOMOBILE PARTS N O P					
NO					
100 U KINGDOM		367290		1130724	5650

IMPORTS INTO CANADA FOR CONSUMPTION

Articles and Countries from which Imported	MONTH OF MARCH 1957		THREE MONTHS ENDED MARCH 1957		Class Number
	Quantities	Values (\$)	Quantities	Values (\$)	
234 AUSTRALIA				1528	
327 FRANCE		3837		6588	
335 GERMANY W		100559		281158	
347 JAPAN		4306		6793	
354 NETHRLNDS				268	
375 SWEDEN		1161		6717	
381 ALASKA				321	
400 U STATES		21047920		68196859	
		21525073		69630956	
BICYCLES N O P	NO				5651
100 U KINGDOM	11249	209565	26873	508338	
305 AUSTRIA	4	105	4	105	
317 CZECHO S	2500	36880	2750	39512	
327 FRANCE			6	111	
335 GERMANY W	359	4168	744	11338	
344 ITALY			3	68	
400 U STATES	2	230	187	2205	
	14114	250948	30567	561677	
BICYCLE PARTS					5652
100 U KINGDOM		15172		62877	
317 CZECHO S				4009	
335 GERMANY W		3749		15573	
347 JAPAN		1177		3144	
375 SWEDEN		461		461	
400 U STATES		1757		6240	
		22316		92304	
CARS RAILWAY BOX AND FLAT	NO				5653
400 U STATES	26	56166	27	64851	
	26	56166	27	64851	
CARS RAILWAY PASSENGER	NO				5654
CARS RAILWAY TANK	NO				5655
400 U STATES	5	13008	54	258706	
	5	13008	54	258706	
CARS RAILWAY N O P	NO				5656
100 U KINGDOM	30	54556	56	113423	
400 U STATES	99	106980	151	193199	
	129	161536	207	306622	
CARS RAILWAY PARTS OF					5657
100 U KINGDOM		23659		70350	
335 GERMANY W				1620	
400 U STATES		700785		1824738	
		724444		1896708	
MOTOR RAIL CARS ANO PARTS	NO				5658
100 U KINGDOM		1304		7049	
381 ALASKA	1	1399	1	1753	
400 U STATES	7	1227458	15	2229301	
	8	1230161	16	2238103	
MOTOR CYCLES SIDE CARS AND PTS	NO				5660
100 U KINGDOM	238	148793	760	450879	
305 AUSTRIA	2	394	2	512	
317 CZECHO S	19	2052	26	3161	
327 FRANCE			5	415	
335 GERMANY W	49	11027	155	31981	
344 ITALY	1	253	1	2615	
347 JAPAN	1	280	1	280	
376 SWITZRLND				122	
400 U STATES	24	28058	127	79783	
	334	190857	1077	569748	
MOTOR VEHICLES N O P	NO				5661
100 U KINGDOM	4	18701	8	23145	
327 FRANCE	1	375	2	1025	
335 GERMANY W	5	4807	19	14253	
400 U STATES	82	129562	265	439982	
	92	153445	294	478405	
TRACTION ENGINES MOP ANO PARTS	NO				5663
TRICYCLES N O P	NO				5664
335 GERMANY W	100	973	100	973	
347 JAPAN	55	172	76	254	
400 U STATES	1050	4642	1755	7339	
	1205	5787	1931	8566	
FRAMES FOR BICYCLES	NO				5670
100 U KINGDOM			303	2033	
			303	2033	
TRUCKS BODIES FOR STREET CARS					5671
FACTORY WAREHOUSE TRUCKS MOTOR	NO				5672
100 U KINGDOM			6	17790	
400 U STATES	52	292140	173	868390	
	52	292140	179	886180	
FORK LIFT TRUCKS AND PARTS	NO				5674
100 U KINGDOM	10	36248	39	135679	
335 GERMANY W			1	3081	
400 U STATES	101	549583	374	2049544	
	111	585831	414	2188304	
ROLLER BEARINGS AND PARTS N O P					5680
100 U KINGDOM		68382		183053	
305 AUSTRIA		7591		10384	
306 BELGIUM				83	
335 GERMANY W		45141		154444	
344 ITALY		2923		2923	
354 NETHRLNDS		516		516	
375 SWEDEN		140756		295280	
376 SWITZRLND		62		153	
400 U STATES		662572		2160538	
		927943		2807374	

IMPORTS INTO CANADA FOR CONSUMPTION

Articles and Countries from which imported	MONTH OF MARCH 1957		THREE MONTHS ENDED MARCH 1957		Class Number
	Quantities	Values (\$)	Quantities	Values (\$)	
ANCHORS FOR VESSELS					
100 U KINGDOM	CWT 28	451	1376	16963	5681
400 U STATES	484	8673	716	17954	
	512	9124	2092	34917	
BALL AND ROLL BRNGS FOR AUTOS					5682
100 U KINGDOM		3110		17208	
305 AUSTRIA				332	
335 GERMANY W		17880		30739	
354 NETHRLNDS				1766	
375 SWEDEN		216		1840	
400 U STATES		268110		830753	
		289316		882638	
BALLS ROLLERS FOR BEARINGS					5683
100 U KINGDOM				346	
327 FRANCE				10859	
335 GERMANY W		3436		18081	
375 SWEDEN		619		33663	
400 U STATES		52424		199355	
		56479		262304	
BURNISHING BALLS					5684
400 U STATES		713		1527	
		713		1527	
BALL BEARINGS AND PARTS N O P					5685
100 U KINGDOM		51781		132308	
305 AUSTRIA		15837		49224	
327 FRANCE		157		157	
335 GERMANY W		68066		123773	
344 ITALY		9146		9232	
354 NETHRLNDS		65		198	
375 SWEDEN		80580		154425	
376 SWITZRLND		124		372	
400 U STATES		573756		1703447	
		799512		2173136	
BOTTLES STEEL FOR GAS					5686
100 U KINGDOM		1566		9406	
220 BERMUDA		1500		6120	
224 JAMAICA				56	
227 BAHAMAS		600		600	
400 U STATES		432306		717768	
		435972		733950	
BAYONETS SWORDS FOILS MASKS					5687
100 U KINGDOM		453		1656	
327 FRANCE				1052	
344 ITALY				138	
400 U STATES		142		688	
		595		3534	
MATERIALS FOR CREAM SEPARATORS					5688
GALVANIZED RANGE BOILERS	NO				5689
100 U KINGDOM	325	2982	710	6855	
400 U STATES	814	21247	2537	56718	
	1139	24229	3247	63573	
DRUMS CYLINDERS BARRELS TANKS					5690
100 U KINGDOM		459		9564	
335 GERMANY W		3785		9947	
376 SWITZRLND		210		338	
381 ALASKA		464		1265	
400 U STATES		280829		738629	
		285747		759743	
FRAMES FOR PURSES RETICULES					5691
100 U KINGDOM		3957		17383	
305 AUSTRIA		375		1185	
306 BELGIUM		1893		13364	
335 GERMANY W		3180		18281	
344 ITALY				1391	
372 SPAIN		702		1584	
400 U STATES		12718		40794	
		22825		93982	
FURNITURE OF METAL					5692
100 U KINGDOM		12713		52428	
231 HONG KONG				165	
305 AUSTRIA		498		498	
318 DENMARK				1047	
335 GERMANY W		1014		4896	
344 ITALY		1731		3193	
347 JAPAN		144		198	
354 NETHRLNDS		641		1741	
359 NORWAY		260		260	
375 SWEDEN		486		486	
376 SWITZRLNO				181	
400 U STATES		726863		1991656	
		744350		2056749	
MATERIALS FOR BUOYS					5693
400 U STATES		21700		38935	
		21700		38935	
GOLF SHAFTS OF SEAMLESS STEEL					5694
100 U KINGDOM		13136		48327	
400 U STATES		2765		3714	
		15901		52041	
MATERIALS FOR RIFLES					5695
400 U STATES		4718		9950	
		4718		9950	
METAL PARTS FOR SHOTGUNS					5696
GUN BARRELS ROUGH BORED					5697
100 U KINGDOM				12053	
				12053	

IMPORTS INTO CANADA FOR CONSUMPTION

Articles and Countries from which Imported	MONTH OF MARCH 1957		THREE MONTHS ENDED MARCH 1957		Class Number
	Quantities	Values (\$)	Quantities	Values (\$)	
GUNS RIFLES AIR GUNS FIREARMS					5698
100 U KINGDOM		3265		19460	
231 HONG KONG				279	
305 AUSTRIA		130		130	
306 BELGIUM				3952	
317 CZECHO S		1258		6417	
326 FINLAND				103	
327 FRANCE		91		1121	
335 GERMANY W		2603		7887	
344 ITALY		1327		2581	
359 NORWAY				152	
372 SPAIN				252	
376 SWITZRLND		510		771	
400 U STATES		40006		103887	
		49190		146992	
GUNS NOT MADE IN CANADA					5699
100 U KINGDOM		5242		18496	
231 HONG KONG				2380	
305 AUSTRIA				1188	
306 BELGIUM		6347		50106	
317 CZECHO S		760		1374	
318 DENMARK		16588		20027	
335 GERMANY W		415		1349	
344 ITALY		224		1094	
359 NORWAY		3245		3245	
372 SPAIN		1017		2629	
375 SWEDEN				537452	
376 SWITZRLND				130	
400 U STATES		152857		769990	
		186695		1409460	
KNIFE FORK SCISSORS BLANKS					5700
100 U KINGDOM		2675		8405	
400 U STATES		14181		27551	
		16856		35956	
METAL PARTS LOOSELEAF BINDERS					5701
100 U KINGDOM		17562		29457	
400 U STATES		43758		127116	
		61320		156573	
MAGIC LANTERNS AND SLIDES					5702
100 U KINGDOM		162		2477	
327 FRANCE				630	
335 GERMANY W		570		1596	
347 JAPAN		1224		3155	
400 U STATES		31764		128012	
		33720		135870	
PRESSED STEEL BELT PULLEYS					5703
100 U KINGDOM		1947		4115	
400 U STATES		17277		33979	
		19224		38094	
RAILWAY TIES FISH PLATES IRON	CWT				5704
100 U KINGDOM	16117	116987	16179	117364	
306 BELGIUM	134	857	157	1001	
335 GERMANY W	15	96	15	96	
354 NETHRLNDS	69	502	155	1033	
400 U STATES	4171	46529	5834	63154	
	20506	164971	22340	182648	
RAILWAY INTERSECTION LAYOUTS					5705
400 U STATES		10100		30082	
		10100		30082	
SAFES AND DOORS FOR VAULTS					5706
100 U KINGDOM		12369		44685	
359 NORWAY		638		2995	
372 SPAIN				210	
400 U STATES		73442		277595	
		86449		325485	
STEEL WOOL					5708
1DD U KINGDOM		118		118	
4DD U STATES		18827		54231	
		18945		54349	
LATH OF IRON OR STEEL	CWT				5709
100 U KINGDOM	100	1469	273	3674	
400 U STATES	834	10886	1727	22858	
	934	12355	2000	26532	
VALVES IRON OR STEEL N O P					5713
100 U KINGDOM		71396		199906	
305 AUSTRIA				2486	
335 GERMANY W		1286		14365	
344 ITALY				659	
354 NETHRLNDS		69004		70755	
375 SWEDEN		2488		8076	
400 U STATES		1081209		3384698	
		1225383		3680945	
MANUFACTURES OF IRON STEEL NOP					5714
100 U KINGDOM		514185		1251110	
231 HONG KONG		567		1803	
234 AUSTRALIA				1425	
305 AUSTRIA		904		2274	
306 BELGIUM				1401	
317 CZECHO S		445		783	
318 DENMARK		364		927	
327 FRANCE		4328		16082	
335 GERMANY W		106406		191440	
344 ITALY		7637		265374	
347 JAPAN		17162		48645	
354 NETHRLNDS		701		16175	
359 NORWAY		215		5958	

IMPORTS INTO CANADA FOR CONSUMPTION

Articles and Countries from which Imported	MONTH OF MARCH 1957		THREE MONTHS ENDED MARCH 1957		Class Number
	Quantities	Values (\$)	Quantities	Values (\$)	
360 ISRAEL		128		328	
375 SWEDEN		49694		127693	
376 SWITZRLND		7091		31167	
381 ALASKA		52		104	
384 P RICO		680		680	
387 VENEZUELA		10087		10087	
400 U STATES		5802957		17279172	
		6523603		19252628	
COOKING STOVES COAL OR WOOD	NO				5715
100 U KINGDOM	8	475	11	841	
400 U STATES	17	618	51	1777	
	25	1093	62	2618	
COOKING STOVES ELEC OVER 25DOL	NO				5716
400 U STATES	740	82326	2788	327175	
	740	82326	2788	327175	
COOKING STOVES GAS OVER 10 DOL	NO				5717
100 U KINGDOM			12	428	
400 U STATES	1661	156267	4872	461620	
	1661	156267	4884	462048	
COOKING STOVES OIL OVER 10 OOL	NO				5718
100 U KINGDOM			3	61	
344 ITALY	1	66	1	66	
400 U STATES	89	3786	223	10205	
	90	3852	227	10332	
FURNACES DOMESTIC HOT WATER					5719
100 U KINGDOM				1224	
400 U STATES		29173		91734	
		29173		92258	
FURNACES DOMESTIC WARM AIR	NO				5720
400 U STATES	1705	223750	4719	629045	
	1705	223750	4719	629045	
OIL BURNERS	NO				5721
400 U STATES	69	11998	466	66684	
	69	11998	466	66684	
RADIATORS CAST IRON	SQ FT				5722
ELECTRIC COOKING APPARATUS NOP					5723
100 U KINGDOM		16515		34838	
327 FRANCE		65		65	
335 GERMANY W				718	
400 U STATES		171776		477536	
		188356		513157	
HEATING COOKING APPARATUS NOP					5724
100 U KINGDOM		1320		5136	
335 GERMANY W		139		139	
347 JAPAN				531	
354 NETHRLNDS				140	
375 SWEDEN		74		74	
400 U STATES		264582		908639	
		266115		914659	
PARTS HEATING AND COOKING APP					5725
100 U KINGDOM		6005		12029	
327 FRANCE		918		918	
354 NETHRLNDS				70	
400 U STATES		1136562		3232885	
		1143485		3245902	
OVENS COMMERCIAL BAKERY					5726
100 U KINGDOM				406	
400 U STATES		69357		95855	
		69357		96261	
GAS STOVE THERMOSTATS LIGHTERS					5727
400 U STATES		14401		27343	
		14401		27343	
HEATERS OIL 20 DOLLARS OR OVER	NO				5728
327 FRANCE			6	120	
400 U STATES	3502	164714	4446	212822	
	3502	164714	4452	212942	
METAL STAMPINGS FOR BATHTUBS	CWT				5729
400 U STATES	6540	112239	15403	267700	
	6540	112239	15403	267700	
INDUSTRIAL FURNACES AND PARTS					5730
100 U KINGDOM		87005		103233	
335 GERMANY W		207		1494	
400 U STATES		220591		585118	
		307803		689845	
RANGE OIL BURNERS	NO				5731
400 U STATES	321	10785	484	16533	
	321	10785	484	16533	
WATER HEATER PARTS					5733
100 U KINGDOM		807		807	
400 U STATES		26952		92574	
		27759		93381	
WATER HEATERS GAS	NO				5734
100 U KINGDOM	5	141	77	3950	
335 GERMANY W			100	5080	
400 U STATES	1556	81193	3552	188953	
	1561	81334	3729	197983	
WATER HEATERS ELECTRIC	NO				5735
100 U KINGDOM	6	113	9	473	
335 GERMANY W			260	693	
400 U STATES	1350	68957	3530	170948	
	1356	69070	3799	172114	
WATER HEATERS N O P	NO				5736
100 U KINGDOM			12	1114	
400 U STATES	84	9730	554	40298	
	84	9730	566	41412	

IMPORTS INTO CANADA FOR CONSUMPTION

Articles and Countries from which Imported	MONTH OF MARCH 1957		THREE MONTHS ENDED MARCH 1957		Class Number
	Quantities	Values (\$)	Quantities	Values (\$)	
HOUSEHOLD SCALES AND PTS					5737
100 U KINGDOM	NO	6	6	52	
317 CZECHOS			25	93	
335 GERMANY W		236	778	2241	
400 U STATES		15217	41660	155117	
		15459	42469	157503	
SCALES BALANCES PARTS N O P					5738
100 U KINGDOM				33072	
306 BELGIUM		13734		1613	
335 GERMANY W		274		23773	
354 NETHRLNDS		10180		1693	
375 SWEDEN		1036		591	
376 SWITZRLND		416		10805	
400 U STATES		1442		647954	
		195300		719501	
		222382			

IMPORTS INTO CANADA FOR CONSUMPTION

Articles and Countries from which Imported	MONTH OF MARCH 1957		THREE MONTHS ENDED MARCH 1957		Class Number
	Quantities	Values (\$)	Quantities	Values (\$)	
<u>GROUP 6</u>					
<u>NONFERROUS METALS AND PRODUCTS</u>					
ALUMINA AND BAUXITE N O P	CWT				6001
100 U KINGDOM			79	1116	
221 B GUIANA	402656	441119	669214	738892	
356 SURINAM	151618	138116	571643	486328	
400 U STATES	31750	106863	97115	363771	
	586024	686098	1338051	1590107	
BAUXITE ALUMINA FOR REFINING	CWT				6002
221 B GUIANA			402528	109058	
224 JAMAICA	760776	2412579	1277902	4218345	
347 JAPAN	133905	390138	267085	780136	
	894681	2802717	1947515	5107539	
CRYOLITE OR KRYOLITE	CWT				6003
400 U STATES	290	3567	670	8365	
	290	3567	670	8365	
ALUMINUM PIGS INGOTS BLOCKS	CWT				6004
100 U KINGDOM			40	1480	
400 U STATES	401	12933	948	24955	
	401	12933	988	26435	
ALUMINUM SCRAP	CWT				6005
400 U STATES	101	1482	1191	12398	
	101	1482	1191	12398	
ALUMINUM ANGLES CHANNELS BEAMS	CWT				6006
100 U KINGDOM	225	12219	537	29328	
400 U STATES	335	30826	1690	133957	
	560	43045	2227	163285	
ALUMINUM BAR ROD AND WIRE RODS	CWT				6007
100 U KINGDOM	49	2776	564	22921	
335 GERMANY W	2	132	2	132	
400 U STATES	439	24610	1046	66286	
	490	27518	1612	89339	
ALUMINUM LEAF OR FOIL					6009
100 U KINGDOM		13151		72287	
305 AUSTRIA				3221	
335 GERMANY W				60	
376 SWITZRLND		639		639	
400 U STATES		72735		150880	
		86525		227087	
ALUMINUM PIPES AND TUBES	CWT				6010
100 U KINGDOM	464	22482	2125	109436	
400 U STATES	172	19512	434	37908	
	636	41994	2559	147344	
ALUMINUM PLATES SHEETS STRIPS	CWT				6011
100 U KINGDOM	2200	84022	4844	196189	
335 GERMANY W	13	821	24	1470	
376 SWITZRLND			45	2129	
400 U STATES	3433	176991	8127	461394	
	5646	261834	13040	661182	
ALUMINUM POWDER AND PASTE	LB				6012
100 U KINGDOM	13440	4269	39472	12369	
400 U STATES	6350	3323	21485	12399	
	19790	7592	60957	24768	
ALUMINUM WIRE AND CABLE	CWT				6013
400 U STATES	59	3189	673	37615	
	59	3189	673	37615	
ALUMINUM HOUSEHOLD HOLLOW WARE					6014
100 U KINGDOM		3467		9651	
335 GERMANY W		356		438	
344 ITALY		2631		11360	
347 JAPAN		886		1374	
400 U STATES		170442		330143	
		177782		352966	
ALUMINUM MANUFACTURES N O P					6015
100 U KINGDOM		62925		104787	
231 HONG KONG				385	
306 BELGIUM				222	
317 CZECHO S				776	
327 FRANCE		1525		1750	
335 GERMANY W		4693		10193	
344 ITALY		2395		5991	
347 JAPAN		6847		16739	
354 NETHRLNDS		280		6584	
375 SWEDEN		2912		6943	
376 SWITZRLND		4500		10096	
381 ALASKA				844	
400 U STATES		920468		2430154	
		1006545		2595464	
BRASS IN BLOCKS INGOTS OR PIGS	CWT				6021
BRASS SCRAP	CWT				6022
100 U KINGDOM	6	73	6	73	
400 U STATES	657	17717	750	20672	
	663	17790	756	20745	
BRASS IN BARS AND RODS	CWT				6023
100 U KINGDOM	1279	38060	2347	70225	
335 GERMANY W	39	1736	121	6985	
388 YUGO SLAV			5	133	
400 U STATES	141	8384	483	27813	
	1459	48180	2956	105156	

IMPORTS INTO CANADA FOR CONSUMPTION

Articles and Countries from which Imported	MONTH OF MARCH 1957		THREE MONTHS ENDED MARCH 1957		Class Number
	Quantities	Values (\$)	Quantities	Values (\$)	
BRASS IN STRIPS SHEETS PLATES	CWT				6024
100 U KINGDOM	1281	42532	5521	194901	
306 BELGIUM			27	1066	
335 GERMANY W			30	1151	
400 U STATES	322	25405	1310	101254	
	1603	67937	6888	298372	
BRASS TUBING	CWT				6025
100 U KINGDOM			21	1242	
335 GERMANY W	12	393	12	393	
376 SWITZRLND	10	937	21	1665	
400 U STATES	941	82691	4138	348384	
	963	84021	4192	351684	
METAL CAPS FOR ELEC BATTERIES		6750		14945	6026
400 U STATES		6750		14945	
BRASS OR BRONZE COIN LOCKS		312		1183	6029
400 U STATES		312		1183	
BRASS HAND PUMPS N O P		224		506	6030
100 U KINGDOM		3615		5471	
400 U STATES		3839		5977	
BRASS VALVES PLATED OR NOT		9105		17726	6031
100 U KINGDOM				1079	
306 BELGIUM		4051		7639	
318 DENMARK		408		1172	
335 GERMANY W		4942		11977	
344 ITALY				17336	
347 JAPAN		1289		10150	
375 SWEDEN		349959		1012508	
400 U STATES		369754		1079587	
BRASS METERS AND PARTS		6567		21151	6032
100 U KINGDOM		78431		168271	
400 U STATES		84998		189422	
BRASS WIRE N O P	LB				6033
100 U KINGDOM	18831	8015	21773	9409	
400 U STATES	4424	3082	14359	10487	
	23255	11097	36132	19896	
BRASS WIRE CLDTH OR WOVEN WIRE		2393		6048	6034
100 U KINGDOM				4160	
327 FRANCE		2989		26874	
335 GERMANY W		11967		23680	
400 U STATES		17349		60762	
BRASS MANUFACTURES N O P		87021		192437	6035
100 U KINGDOM		948		1886	
215 INDIA		1164		4439	
231 HONG KONG		265		1939	
306 BELGIUM		720		924	
318 DENMARK		1009		1987	
327 FRANCE		8448		16987	
335 GERMANY W		12468		16948	
344 ITALY		14446		26768	
347 JAPAN		349		2094	
354 NETHRLNDS				852	
359 NORWAY		2902		8268	
360 ISRAEL		115		682	
372 SPAIN		1663		5231	
375 SWEDEN				462	
376 SWITZRLND				221	
392 SYRIA		851347		2630293	
400 U STATES		982865		2912418	
BRASS WIRE FOR FOURDRINIER					6036
PLUMBERS BRASS GOODS		12250		35140	6037
100 U KINGDOM				479	
335 GERMANY W		3229		8628	
344 ITALY		5915		13757	
347 JAPAN		450		13777	
354 NETHRLNDS				450	
375 SWEDEN		295087		801311	
400 U STATES		316931		873542	
COPPER IN BLDCKS PIGS INGDTs	CWT				6042
400 U STATES			200	6860	
			200	6860	
COPPER SCRAP	CWT				6043
400 U STATES	16728	426069	48579	1325146	
	16728	426069	48579	1325146	
COPPER BARS FOR ELECTRIC WIRES	CWT				6044
400 U STATES	2728	90515	10389	361894	
	2728	90515	10389	361894	
COPPER IN BARS OR RODS N O P	CWT				6046
400 U STATES	51	1811	864	26918	
	51	1811	864	26918	
COPPER IN STRIPS SHEETS PLATES	CWT				6047
100 U KINGDOM	302	11053	2083	84012	
400 U STATES	57	7396	272	23725	
	359	18449	2355	107737	
COPPER TUBING	CWT				6048
100 U KINGDOM	1107	54101	1307	65159	
400 U STATES	196	20503	744	63476	
	1303	74604	2051	128635	

IMPORTS INTO CANADA FOR CONSUMPTION

Articles and Countries from which Imported	MONTH OF MARCH 1957		THREE MONTHS ENDED MARCH 1957		Class Number
	Quantities	Values (\$)	Quantities	Values (\$)	
COPPER ROLLERS FOR WALL PAPER 100 U KINGDOM 400 U STATES				23696 6277 29973	6049
COPPER WIRE N O P 354 NETHRLNDS 400 U STATES	LB		170	128	6050
	1976	1926	8145	6714	
	1976	1926	8315	6842	
COPPER WIRE CLOTH WOVEN WIRE 400 U STATES		422		760	6051
		422		760	
COPPER MANUFACTURES OF N O P 100 U KINGDOM 215 INDIA 231 HONG KONG 305 AUSTRIA 306 BELGIUM 335 GERMANY W 344 ITALY 354 NETHRLNDS 375 SWEDEN 392 SYRIA 400 U STATES		6341 104 644 904 84788 92781		14841 57 104 102 314 792 1199 276 1214 300 249859 269058	6052
LEAD IN PIGS AND BLOCKS 400 U STATES	LB	2196	845	1305644	6061
		2196	845	200559	
LEAD OLD AND SCRAP 400 U STATES	LB	4450	1202	4450	6062
		4450	1202	1202	
LEAD IN BARS AND SHEETS 400 U STATES	LB	1410	317	2095	6063
		1410	317	576	
LEAD PIPE	LB			2095	6064
LEAD CAPSULES FOR BOTTLES 100 U KINGDOM 354 NETHRLNDS		1578 848 2426		5038 848 5886	6065
LEAD SHOT AND BULLETS 100 U KINGDOM 400 U STATES	LB	777	233	5200	6066
		2185	940	1423	
		2962	1173	7816	2833
LEAD MANUFACTURES N O P 100 U KINGDOM 231 HONG KONG 347 JAPAN 354 NETHRLNDS 400 U STATES		3029 319 22990 26338		10021 319 85 50746 61366	6068
RODS 90 PC NICKEL FOR WIRE 400 U STATES	LB	3156	4091	17344	6070
		3156	4091	21287	
NICKEL NICKEL SILVER IN INGOTS	LB				6071
NICKEL BARS RODS STRIPS SHEETS 100 U KINGDOM 359 NORWAY 400 U STATES	LB	110	182	8399	6072
		113073	139932	30000	14907
		113183	140114	487082	18605
				525481	530151
NICKEL SILVER BARS RODS STRIPS 400 U STATES	LB			423	507
				423	507
NICKEL CHROMIUM IN BARS RODS 400 U STATES	LB			4012	5809
				4012	5809
NICKEL MANUFACTURES NOT PLATED 100 U KINGDOM 400 U STATES		1730 19472 21202		7795 105360 113155	6075
NICKEL AND PLATED HOLLOW WARE 400 U STATES				249	6076
				249	
NICKEL PLATED WARE N O P 100 U KINGDOM 306 BELGIUM 327 FRANCE 335 GERMANY W 344 ITALY 347 JAPAN 354 NETHRLNDS 375 SWEDEN 376 SWITZRLND 400 U STATES		10921 332 274 12815 856 1202 1580 105644 133624		52156 332 848 57232 2561 4207 1876 418 291 296934 416855	6077
ELECTRO PLATED WARE GILT WARE 100 U KINGDOM 207 UN SO AFR 215 INDIA 231 HONG KONG 305 AUSTRIA 306 BELGIUM 317 CZECHO S 327 FRANCE 335 GERMANY W 344 ITALY 347 JAPAN		69079 879 697 545 1532 27512 7380 37377		180864 912 718 9505 2078 119 1575 2928 72807 12647 90724	6082

IMPORTS INTO CANADA FOR CONSUMPTION

Articles and Countries from which Imported	MONTH OF MARCH 1957		THREE MONTHS ENDED MARCH 1957		Class Number
	Quantities	Values (\$)	Quantities	Values (\$)	
354 NETHRLNDS		223		3137	
372 SPAIN				530	
375 SWEDEN		1043		2901	
376 SWITZRLND		263		1728	
400 U STATES		936011		2613030	
		1082541		2996203	
GOLD SILVER SWEEPS GOLD FRINGE					6084
327 FRANCE		1331		2754	
335 GERMANY W		95		95	
400 U STATES		405		5738	
		1831		8587	
GOLD SILVER DUTCH METAL LEAF					6085
100 U KINGDOM		3048		9204	
335 GERMANY W		1032		1668	
400 U STATES		5672		20440	
		9752		31312	
GOLD MANUFACTURES N O P					6086
100 U KINGDOM		83		718	
335 GERMANY W		51		646	
344 ITALY		67		603	
400 U STATES		9374		18189	
		9575		20156	
PLATINUM PALLADIUM IRIDIUM					6087
100 U KINGDOM		996502		5061609	
400 U STATES		45566		67421	
		1042068		5129030	
PLATINUM CRUCIBLES					6088
400 U STATES		200325		477936	
		200325		477936	
PLAT RETORT FOR SULPHURIC ACID					6089
BLACK OXIDE COPPER FOR COLOURS	LB				6090
SILVER UNMANUFACTURED	OZ				6091
COIN FOREIGN EXCEPT GOLD					6092
TOILET ARTICLES OF STERLING					6093
100 U KINGDOM		291		1175	
400 U STATES		601		823	
		892		1998	
SILVER MANUFACTURES N O P					6094
100 U KINGDOM		15658		50693	
318 DENMARK		4108		5716	
327 FRANCE		134		298	
335 GERMANY W		5218		7539	
344 ITALY		52		248	
352 MEXICO				222	
354 NETHRLNDS		75		75	
359 NORWAY		166		166	
375 SWEDEN		757		1096	
376 SWITZRLND		100		165	
400 U STATES		9785		34003	
		36053		100221	
TIN BLOCKS PIGS OR BARS	CWT				6101
100 U KINGDOM		448	41239	1365	131185
218 MALAYA		2800	272323	4144	399712
306 BELGIUM		3136	291224	6272	587150
354 NETHRLNDS		672	66508	1232	121095
400 U STATES		1272	121402	3854	372679
		8328	792696	16867	1611821
TINFOIL	LB				6102
400 U STATES		686	912	3235	3161
		686	912	3235	3161
COLLAPSIBLE TUBES OF METAL					6103
100 U KINGDOM			426		426
400 U STATES			1502		7867
			1928		8293
ZINC BLOCKS PIGS BARS PLATES	CWT				6112
400 U STATES		100	1686	182	4351
		100	1686	182	4351
ZINC STRIP AND SHEETS	CWT				6113
100 U KINGDOM		22	373	82	1533
306 BELGIUM		404	8314	816	15827
335 GERMANY W		529	9150	2442	42027
400 U STATES		1250	35264	5509	152371
		2205	53101	8849	211758
ZINC DUST	CWT				6115
100 U KINGDOM		920	14242	2040	30861
354 NETHRLNDS		4	141	4	141
400 U STATES		548	8952	888	15012
		1472	23335	2932	46014
ZINC MANUFACTURES N O P					6116
100 U KINGDOM			492		1598
231 HONG KONG			308		749
318 DENMARK					122
327 FRANCE					282
335 GERMANY W					1222
347 JAPAN					3357
400 U STATES			190809		613134
			191609		620464
ZINC SLUGS FOR DRY BATTERIES					6117
400 U STATES			16896		57969
			16896		57969
ALLOYS OF COPPER					6119
100 U KINGDOM					3965

IMPORTS INTO CANADA FOR CONSUMPTION

Articles and Countries from which Imported	MONTH OF MARCH 1957		THREE MONTHS ENDED MARCH 1957		Class Number
	Quantities	Values (\$)	Quantities	Values (\$)	
400 U STATES		33701		108079	
ALLOYS OF MAGNESIUM		33701		112044	
400 U STATES		37037		94234	6120
BABBITT METAL IN BLOCKS BARS		37037		94234	
100 U KINGDOM	CWT		23	871	6121
400 U STATES		656	59	5419	
BRITANNIA METAL AND MFRS		656	82	6290	
100 U KINGDOM		803		2035	6123
400 U STATES		164		1866	
CHROMIUM TUNGSTEN FOR ALLOYS		967		3901	
100 U KINGDOM	LB	16440	20671	21527	6124
305 AUSTRIA		16567	20	309	
354 NETHRLNDS		8	8	59	
400 U STATES		11464	16408	79313	
ALLOY SLUGS CAST WITH DIAMONDS		27912	37107	101208	
400 U STATES		2134		5949	6125
PHOSPHOR TIN PHOSPHOR BRONZE		2134		5949	
100 U KINGDOM	LB	119027	219471	140211	6126
335 GERMANY W		33528	86881	63343	
400 U STATES		8367	31911	28456	
WATCHES OVER ONE JEWEL		160922	338263	232010	
100 U KINGDOM				420	6127
231 HONG KONG		75		251	
305 AUSTRIA		50		50	
327 FRANCE		5095		10709	
335 GERMANY W		15889		27459	
376 SWITZRLND		83880		187370	
400 U STATES		2221		7124	
WATCHES ONE OR NO JEWEL		107210		233383	
305 AUSTRIA				1918	6128
335 GERMANY W		1428		2765	
375 SWEDEN		650		650	
376 SWITZRLND		46403		100309	
400 U STATES		1011		1709	
WATCH ACTIONS OVER ONE JEWEL		49492		107351	
100 U KINGDOM				5831	6129
327 FRANCE		5831		15118	
335 GERMANY W		5306		122755	
376 SWITZRLND		41275		880040	
400 U STATES		375476		28123	
WATCH ACTIONS ONE OR NO JEWEL		443533		1051867	
100 U KINGDOM				19864	6130
376 SWITZRLND		7863		16731	
CLOCKS N O P		27727		87286	
100 U KINGDOM	NO	824	1669	8548	6131
335 GERMANY W		3919	8315	44944	
354 NETHRLNDS		3595	400	2341	
375 SWEDEN		400	11	172	
376 SWITZRLND		100	175	2313	
400 U STATES		10892	34441	168289	
CLOCK MOVEMENTS AND CASES		15811	45011	226607	
100 U KINGDOM				1979	6132
335 GERMANY W				125	
376 SWITZRLND				7960	
400 U STATES				10064	
PARTS OF CLOCK MOVEMENTS				12330	6133
100 U KINGDOM				350	
335 GERMANY W				2036	
354 NETHRLNDS				71	
359 NORWAY				35608	
376 SWITZRLND				50395	
400 U STATES					
TIME RECORDERS				1740	6134
100 U KINGDOM				4380	
225 TRINIDAD				6980	
335 GERMANY W				763	
376 SWITZRLND				548	
400 U STATES				6338	
ALARM CLOCKS				8626	
100 U KINGDOM	NO	144	7670	9488	6135
327 FRANCE		199	5000	6301	
335 GERMANY W		23930	65036	113571	
347 JAPAN		204	204	436	
376 SWITZRLND		456	1816	6399	
400 U STATES		606	1752	4569	
WATCH CASES AND PARTS		25340	81478	140764	
100 U KINGDOM				3480	6136
231 HONG KONG				700	
327 FRANCE				23914	
335 GERMANY W				12470	

IMPORTS INTO CANADA FOR CONSUMPTION

Articles and Countries from which Imported	MONTH OF MARCH 1957		THREE MONTHS ENDED MARCH 1957		Class Number
	Quantities	Values (\$)	Quantities	Values (\$)	
347 JAPAN		127		605	
354 NETHRLNDS				135	
376 SWITZRLND		27613		79090	
400 U STATES		97752		292714	
		166056		450289	
PARTS OF WATCH MOVEMENTS					6138
100 U KINGDOM		3503		8087	
327 FRANCE		949		4411	
335 GERMANY W		1625		5615	
347 JAPAN				177	
376 SWITZRLND		50156		95938	
400 U STATES		17242		55482	
		73475		169710	
BATTERIES FLASHLIGHT AND PARTS					6139
231 HONG KONG		1005		3754	
347 JAPAN				251	
400 U STATES		9247		20898	
		10252		24903	
BATTERIES HEARING AID AND PTS					6140
400 U STATES		26840		83454	
		26840		83454	
BATTERIES ELECTRIC PRIMARY NOP					6141
100 U KINGDOM		1446		2008	
231 HONG KONG				789	
327 FRANCE		2585		2650	
335 GERMANY W		949		3848	
347 JAPAN		734		2229	
400 U STATES		40581		133906	
		46295		145430	
BATTERIES STORAGE N O P PARTS					6142
100 U KINGDOM		18511		98095	
327 FRANCE		10216		21859	
335 GERMANY W		2620		3014	
400 U STATES		128827		576036	
		160174		699004	
APPARATUS ELECTRIC HEATING NOP					6143
100 U KINGDOM		3567		10873	
318 DENMARK				65	
335 GERMANY W		3877		10059	
354 NETHRLNDS				111	
376 SWITZRLND				61	
384 P RICO		3627		3627	
400 U STATES		161508		449777	
		172579		474573	
DYNAMOS GENERATORS AND PTS NOP					6144
100 U KINGDOM		274015		639028	
318 DENMARK		67		67	
335 GERMANY W		5240		11124	
375 SWEDEN				191	
376 SWITZRLND		194		461	
400 U STATES		1414008		3733901	
		1693524		4384772	
FUSES FUSE PLUGS CUTOUTS PARTS					6145
100 U KINGDOM		18928		35768	
327 FRANCE				1012	
335 GERMANY W				152	
376 SWITZRLND				390	
400 U STATES		86838		381321	
		105766		418643	
FLUORESCENT TUBES ARC LAMPS	NO				6146
100 U KINGDOM			51	186	
347 JAPAN	500	323	500	323	
400 U STATES	49254	48775	110165	102066	
	49754	49098	110716	102575	
LAMPS ELECTRIC CARBON FILAMENT	NO				6147
400 U STATES	270	101	270	101	
	270	101	270	101	
LAMPS ELECTRIC METAL FILAMENT	NO				6148
100 U KINGDOM	580	350	16265	1751	
231 HONG KONG	7680	1218	16680	1314	
305 AUSTRIA	690	707	690	707	
306 BELGIUM			13509	1718	
335 GERMANY W	4350	299	4669	783	
347 JAPAN	312000	8023	400450	15423	
354 NETHRLNDS	148873	8663	283458	22242	
375 SWEDEN			200	556	
400 U STATES	1589558	380321	5005022	1068957	
	2063731	399581	5740943	1113451	
LIGHTS HEAD SIDE TAIL TORCHES					6149
100 U KINGDOM		1848		22520	
231 HONG KONG		34432		73134	
317 CZECHO S				135	
327 FRANCE		385		385	
335 GERMANY W		3002		5486	
347 JAPAN		2834		15969	
354 NETHRLNDS		746		746	
400 U STATES		120809		378893	
		164056		497268	
ELECTRIC LIGHT FIXTURES N O P					6150
100 U KINGDOM		7752		24397	
231 HONG KONG		1002		2068	
305 AUSTRIA		399		1600	
313 CHINA				203	
317 CZECHO S		336		2278	
318 DENMARK				3339	
327 FRANCE		151		3681	

IMPORTS INTO CANADA FOR CONSUMPTION

111

Articles and Countries from which Imported	MONTH OF MARCH 1957		THREE MONTHS ENDED MARCH 1957		Class Number
	Quantities	Values (\$)	Quantities	Values (\$)	
335 GERMANY W		7732		26284	
344 ITALY		4700		10539	
347 JAPAN		1583		6779	
354 NETHRLNOS		805		4030	
359 NORWAY				1447	
372 SPAIN		318		2927	
375 SWEDEN		105		2603	
383 HAWAII		84		84	
389 IRELAND				340	
400 U STATES		527415		1577075	
		552382		1669674	
LIGHTNING ARRESTERS REACTORS					6151
100 U KINGDOM		1511		11070	
327 FRANCE		3829		4355	
375 SWEDEN		310		3661	
376 SWITZRLNO		4201		4330	
400 U STATES		47476		203508	
		57327		226924	
MAGNETOS FOR GAS ENGINES					6152
400 U STATES		911		58318	
		911		58318	
METERS ELECTRIC AND PARTS NOP					6153
100 U KINGDOM		36985		68601	
305 AUSTRIA				257	
318 DENMARK				94	
335 GERMANY W				809	
347 JAPAN		4198		5193	
354 NETHRLNOS		145		473	
375 SWEDEN				68	
376 SWITZRLND		775		7060	
400 U STATES		230100		747893	
		272203		830448	
MOTORS ELECTRIC UNDER 10 ODL					6154
NO					
100 U KINGDOM	473	2028	2104	13808	
335 GERMANY W	30	99	30	99	
354 NETHRLNDS			45	154	
376 SWITZRLND	11	98	11	98	
400 U STATES	6031	20956	21513	87450	
	6545	23181	23703	101609	
MOTORS ELECTRIC NOP AND PARTS					6155
100 U KINGDOM		279981		766776	
306 BELGIUM		7565		13899	
327 FRANCE				1204	
335 GERMANY W		1993		5567	
344 ITALY				5344	
347 JAPAN				162	
354 NETHRLNOS				6077	
359 NORWAY				139	
361 PANAMA		181		181	
375 SWEDEN		361		5915	
376 SWITZRLND		2263		3600	
381 ALASKA		100		214	
400 U STATES		1492117		5260950	
		1784561		6070028	
RHEOSTATS CONTROLLERS STARTERS					6156
100 U KINGDOM		21417		117494	
231 HONG KONG		1570		3090	
318 DENMARK		390		735	
335 GERMANY W		55		1957	
375 SWEDEN				120	
376 SWITZRLND		2364		6442	
400 U STATES		935342		2856609	
		961138		2986447	
SAD IRONS ELECTRIC AND PARTS					6157
100 U KINGDOM		425		15016	
400 U STATES		58800		118079	
		59225		133095	
SELFCONTAINED LIGHTING OUTFITS					6158
100 U KINGDOM		810		810	
400 U STATES		1797		14827	
		2607		15637	
SOCKETS OUTLETS RECEPTACLES					6159
100 U KINGDOM		762		1815	
335 GERMANY W		67		2234	
400 U STATES		211793		609715	
		212622		613764	
SPARK PLUGS MAGNETOS IGNITION					6160
100 U KINGDOM		2708		4792	
335 GERMANY W		110		110	
400 U STATES		51680		143559	
		54498		148461	
SWITCHES SWITCHBOARDS AND PTS					6161
100 U KINGDOM		107939		436657	
305 AUSTRIA		89		431	
327 FRANCE		1632		31815	
335 GERMANY W		263		14549	
347 JAPAN				6936	
354 NETHRLNDS		1192		1317	
375 SWEDEN				43436	
376 SWITZRLND		78394		224690	
400 U STATES		1038182		3227506	
		1227691		3987337	
SWITCHGEAR FOR MINES					6162
100 U KINGDOM		12878		15424	
400 U STATES		405		6210	
		13283		21634	

IMPORTS INTO CANADA FOR CONSUMPTION

Articles and Countries from which Imported	MONTH OF MARCH 1957		THREE MONTHS ENDED MARCH 1957		Class Number
	Quantities	Values (\$)	Quantities	Values (\$)	
TELEGRAPH APPARATUS AND PARTS					6163
100 U KINGDOM		81810		221392	
234 AUSTRALIA		1102		1102	
335 GERMANY W				141827	
400 U STATES		504455		1967487	
		587367		2331808	
TELEPHONE APPARATUS AND PARTS					6164
100 U KINGDOM		170469		409301	
306 BELGIUM		8181		12282	
335 GERMANY W		954		4334	
375 SWEDEN		3093		7239	
376 SWITZRLND		658		658	
400 U STATES		1358675		4273088	
		1542030		4706902	
TRANSFORMERS AND PARTS N O P					6165
100 U KINGDOM		79943		251168	
318 DENMARK				314	
327 FRANCE		14879		17200	
335 GERMANY W		210		1673	
344 ITALY		80		1142	
347 JAPAN		411		895	
354 NETHRLNDS		446		3224	
375 SWEDEN				47366	
376 SWITZRLND		32855		78189	
400 U STATES		590787		1584136	
		719611		1985307	
RADIO TUBES	NO				6166
100 U KINGDOM	3878	15254	5970	27281	
354 NETHRLNDS	39860	15766	118096	53226	
375 SWEDEN	700	1843	925	3125	
400 U STATES	400432	484162	1491510	1687916	
	444870	517025	1616501	1771548	
RADIO APPARATUS N O P					6167
100 U KINGDOM		357804		1044519	
234 AUSTRALIA				591	
305 AUSTRIA				1740	
318 DENMARK		586		2042	
327 FRANCE		756		7612	
335 GERMANY W		9672		23113	
344 ITALY		8571		11229	
347 JAPAN		14289		20744	
354 NETHRLNDS		10546		54579	
375 SWEDEN		1955		3439	
376 SWITZRLND				7615	
400 U STATES		2275703		6860490	
		2679882		8037713	
ELECTRIC DRY SHAVING MACHINES					6168
100 U KINGDOM		84		704	
305 AUSTRIA				5785	
306 BELGIUM				1680	
335 GERMANY W		5115		16623	
347 JAPAN		1466		1466	
354 NETHRLNDS		27883		53141	
376 SWITZRLND		2709		5705	
384 P RICO				11464	
400 U STATES		366777		721205	
		404034		817773	
ELECT STEAM GENERATORS AND PTS	NO				6169
100 U KINGDOM		64866	1	1413422	
376 SWITZRLND				260	
400 U STATES		269	1	95242	
		65135	2	1508924	
ELECTRIC APPARATUS N O P					6170
100 U KINGDOM		188224		529230	
234 AUSTRALIA		395		395	
305 AUSTRIA				2279	
306 BELGIUM		1479		1587	
318 DENMARK		540		1397	
327 FRANCE		790		14116	
335 GERMANY W		5283		21377	
344 ITALY				2176	
347 JAPAN		1896		10687	
354 NETHRLNDS		1972		19785	
375 SWEDEN		18703		30787	
376 SWITZRLND		4635		23359	
384 P RICO		460		460	
400 U STATES		2604032		7609592	
		2828409		8267227	
ELECTRIC PRECISION INSTRUMENTS					6171
100 U KINGDOM		48631		171780	
225 TRINIOAD				2780	
305 AUSTRIA				184	
318 DENMARK		471		7123	
327 FRANCE				814	
335 GERMANY W		14353		39899	
347 JAPAN		2872		2872	
354 NETHRLNDS		564		25327	
376 SWITZRLND		3613		7950	
400 U STATES		1037454		3111063	
		1107958		3369792	
ELECTRIC OR GAS WELDING APP					6172
100 U KINGDOM		18266		36447	
327 FRANCE				1484	
335 GERMANY W				1709	
375 SWEDEN				308	
376 SWITZRLND		2383		3475	

IMPORTS INTO CANADA FOR CONSUMPTION

Articles and Countries from which Imported	MONTH OF MARCH 1957		THREE MONTHS ENDED MARCH 1957		Class Number
	Quantities	Values (\$)	Quantities	Values (\$)	
400 U STATES		645136		1903252	
RADIO RECEIVING SETS		665785		1946675	
100 U KINGDOM	NO				6173
231 HONG KONG	728	14707	1008	38955	
305 AUSTRIA			1	75	
335 GERMANY W	41	2033	49	2508	
347 JAPAN	1318	62633	1878	105560	
354 NETHRLNDS	2918	18649	6104	48156	
400 U STATES	100	4629	101	5052	
	3528	92755	14478	363911	
TELEVISION RECEIVING SETS	8633	195406	23619	564217	
400 U STATES	NO				6174
	240	26292	659	61788	
RADIO SET PARTS TARIFF 4450	240	26292	659	61788	
100 U KINGDOM		131624		354502	6175
318 DENMARK				1133	
327 FRANCE				378	
335 GERMANY W		2838		5700	
344 ITALY		319		319	
347 JAPAN		248		248	
354 NETHRLNDS		34005		119042	
376 SWITZRLND				1016	
400 U STATES		241822		840396	
RADIO TUBE PARTS TARIFF 445P		410856		1322734	
100 U KINGDOM		5096		11747	6176
305 AUSTRIA		190		190	
344 ITALY				319	
354 NETHRLNDS		816		4223	
400 U STATES		254131		1185532	
SOUND EQUIPMENT N O P		260233		1202011	
100 U KINGDOM		14522		29967	6177
234 AUSTRALIA		371		513	
306 BELGIUM				2602	
318 DENMARK				306	
335 GERMANY W		924		2366	
344 ITALY		69		69	
347 JAPAN		1213		2658	
354 NETHRLNDS		316		940	
376 SWITZRLND				1970	
400 U STATES		246457		638342	
TAPE RECORDERS AND PARTS		263872		679733	
100 U KINGDOM	NO				6178
335 GERMANY W	19	2553	36	6421	
344 ITALY	31	2060	68	5015	
347 JAPAN			2	69	
354 NETHRLNDS			2	318	
376 SWITZRLND			250	14707	
400 U STATES	1	194	7	2329	
	1947	191256	3531	438208	
LIGHTING FIXTURES GAS COAL OIL	1998	196063	3896	467067	
100 U KINGDOM				3888	6181
231 HONG KONG		1115		4749	
305 AUSTRIA				189	
327 FRANCE		284		442	
335 GERMANY W		4265		4972	
344 ITALY				141	
347 JAPAN		10492		14745	
354 NETHRLNDS		2798		7736	
372 SPAIN				567	
400 U STATES		25430		73832	
GAS MANTLES GAS BURNERS		44384		111261	
400 U STATES		6396		22936	6182
GAS METERS AND PARTS		6396		22936	
100 U KINGDOM		20080		57706	6183
400 U STATES		197793		568059	
PLATES CYLINDERS ENGRAVERS		217873		625765	
100 U KINGDOM		1216		3300	6191
335 GERMANY W				131	
354 NETHRLNDS				2835	
400 U STATES		79480		238207	
PLATES PRINTING 2 COLOURS		80696		244473	
100 U KINGDOM		360		2671	6192
376 SWITZRLND				150	
400 U STATES		19703		68331	
PLATES FOR PRINTING MUSIC		20063		71152	
354 NETHRLNDS				100	6193
400 U STATES		60041		128568	
STEREOTYPES ELECTROTYPES MOP		60041		128668	
400 U STATES	SO IN				6194
	12547	2337	49382	10272	
	12547	2337	49382	10272	
MATRICES FOR STEREOTYPES 475A	SO IN				6195
400 U STATES	102611	425	684064	2713	
	102611	425	684064	2713	
STEREOTYPES FOR BOOKS	SO IN				6196
100 U KINGDOM	2320	178	54860	11354	
400 U STATES	33987	2732	1140560	81941	
	342307	27910	1195420	93295	

IMPORTS INTO CANADA FOR CONSUMPTION

Articles and Countries from which Imported	MONTH OF MARCH 1957		THREE MONTHS ENDED MARCH 1957		Class Number
	Quantities	Values (\$)	Quantities	Values (\$)	
STEREOTYPES FOR ADVERTISEMENTS	90 IN				6197
100 U KINGDOM			1231	116	
354 NETHRLNDS			1856	51	
400 U STATES			919443	32068	
	346114	11840	922530	32235	
TYPE METAL IN BLOCKS PLATES	LB				6198
TYPE PRINTING CHASES QUOINS					6199
100 U KINGDOM		2367		4684	
231 HONG KONG				152	
318 DENMARK				122	
335 GERMANY W		1476		2947	
336 GREECE				337	
400 U STATES		20893		51881	
		24736		60123	
PRINTG PLATES FOR PUBLICATIONS					6200
100 U KINGDOM		300		300	
400 U STATES		41990		138053	
		42290		138353	
MOULDING MATERIAL ELECTROTYPE					6201
400 U STATES		2722		10105	
		2722		10105	
TUNGSTEN BEARING ORES	CWT				6208
CHROME ORE	CWT				6210
400 U STATES	4196	12508	34881	70179	
	4196	12508	34881	70179	
ANTIMONY OR REGULUS OF	LB				6211
100 U KINGDOM			55115	11023	
313 CHINA	88184	14950	132276	23102	
	88184	14950	187391	34125	
BISMUTH METALLIC NATURAL	LB				6212
COBALT ORE	CWT				6215
400 U STATES			8	563	
			8	563	
MANGANESE ORE	CWT				6216
100 U KINGDOM	48	1195	154	2582	
309 BRAZIL			2240	5790	
400 U STATES	398570	1115387	703953	1882617	
	398618	1116582	706347	1890989	
ORES OF METALS N O P	CWT				6217
100 U KINGDOM	341	3858	341	3858	
363 PERU			73687	592689	
400 U STATES	6648	31789	21911	83741	
	6989	35647	95939	680288	
MERCURY OR QUICKSILVER	LB				6218
100 U KINGDOM	200	733	424	1565	
352 MEXICO	2950	8654	7620	21074	
363 PERU			7400	24264	
400 U STATES	7361	24869	24783	82826	
	10511	34256	40227	129729	
ANODES NICKEL ZINC COPPER ETC					6219
400 U STATES		2114		7176	
		2114		7176	
ARTICLES FOR AGRIC IMPLEMENTS					6220
100 U KINGDOM		121		388	
400 U STATES		28592		125000	
		28713		125388	
ARTICLES FOR STORAGE BATTERIES					6221
400 U STATES		23648		67516	
		23648		67516	
BELLS FOR CHURCHES					6222
327 FRANCE		6837		6837	
376 SWITZRLND		919		1570	
400 U STATES		11503		19585	
		19259		27992	
BELLS AND GONGS N O P					6223
100 U KINGDOM		479		932	
215 INOJA		108		108	
306 BELGIUM				1875	
335 GERMANY W		1258		3282	
347 JAPAN				192	
354 NETHRLNDS				125	
400 U STATES		13248		50028	
		15093		56542	
SLIDE OR ZIPPER FASTENERS					6225
100 U KINGDOM		436		503	
335 GERMANY W		229		229	
400 U STATES		5661		35316	
		6326		36048	
BUCKLES CLASPS EYELETS HOOKS					6226
100 U KINGDOM		14756		28588	
305 AUSTRIA		60		60	
317 CZECHO S				1481	
335 GERMANY W		2888		9180	
347 JAPAN		51		51	
354 NETHRLNDS				367	
376 SWITZRLND		362		362	
400 U STATES		151866		427142	
		169983		467231	
CAGES ANIMAL OF WIRE AND PARTS					6227
100 U KINGDOM				1509	
335 GERMANY W				609	
400 U STATES		10709		27842	
		10709		29960	

IMPORTS INTO CANADA FOR CONSUMPTION

Articles and Countries from which Imported	MONTH OF MARCH 1957		THREE MONTHS ENDED MARCH 1957		Class Number
	Quantities	Values (\$)	Quantities	Values (\$)	
CHRONOMETERS COMPASSES SHIPS					
100 U KINGDOM		24713		41079	6228
335 GERMANY W				311	
400 U STATES		15246		33263	
		39959		74653	
METAL ARTICLES FOR JEWELLERY					6229
100 U KINGDOM		205		674	
335 GERMANY W		404		2644	
347 JAPAN				299	
400 U STATES		32521		98887	
		33130		102504	
ARTICLES FOR USE IN FISHERIES					6230
100 U KINGDOM		1152		12846	
327 FRANCE				665	
347 JAPAN		231		11353	
354 NETHRLNDS		163		1602	
366 PORTUGAL		722		2625	
400 U STATES		11994		32338	
		14262		61429	
ARTICLES N O P FOR MFR SHIPS					6232
100 U KINGDOM		106238		226514	
335 GERMANY W		1489		8794	
359 NORWAY				1841	
375 SWEDEN				70	
400 U STATES		363367		1080203	
		471094		1317422	
ELEMENTS FOR LAMP FILAMENTS					6233
305 AUSTRIA		4436		10914	
354 NETHRLNDS		2323		16960	
400 U STATES		122901		368615	
		129660		396489	
METAL PTS FOR COVERED BUTTONS					6234
400 U STATES		8006		24960	
		8006		24960	
NAILS TACKS BRASS OR COPPER					6235
100 U KINGDOM				50	
400 U STATES		2009		4491	
		2009		4541	
PATTERNS OF METAL NDT MODELS					6236
400 U STATES		283449		747387	
		283449		747387	
UMBRELLA PARTS EXCEPT FABRIC					6237
100 U KINGDOM				438	
306 BELGIUM				149	
327 FRANCE		1503		1597	
335 GERMANY W		3682		6579	
344 ITALY		55		677	
347 JAPAN				1829	
400 U STATES		34033		90030	
		39273		101299	
RIVETS BURRS BRASS OR COPPER					6238
100 U KINGDOM				468	
400 U STATES		19922		45867	
		19922		46335	
SCREWS OF METAL N D P					6240
100 U KINGDOM				262	
306 BELGIUM		179		179	
335 GERMANY W		1405		1842	
375 SWEDEN				326	
400 U STATES		11068		28652	
		12652		31261	
SHOE AND CORSET EYELETS HOOKS					6241
327 FRANCE				776	
344 ITALY		1322		5571	
400 U STATES		20415		67024	
		21737		73371	
TIPS STUDS FOR CORSET CLASPS					6242
400 U STATES		539		848	
		539		848	
TRACTION ENGINE MATERIALS					6243
WIRE FOR SHOE NAILING MACHINES	LB				6245
400 U STATES			2200	1682	
			2200	1682	
WIRE NON FERROUS COVERED					6247
100 U KINGDOM		405125		557923	
335 GERMANY W		1324		1324	
344 ITALY		680		680	
354 NETHRLNDS				80	
376 SWITZRLND		60		60	
400 U STATES		350507		1170269	
		757696		1730336	
WIRE TINSEL FOR BRAIDS CORDS					6248
335 GERMANY W				3716	
400 U STATES				545	
				4261	
WIRE STRANDED NON FERROUS					6249
100 U KINGDOM		1016		18913	
335 GERMANY W		447		1704	
400 U STATES		12385		40361	
		13848		60978	
WIRE NON FERROUS N O P					6250
100 U KINGDOM		5623		15104	
327 FRANCE				390	
354 NETHRLNDS				86	
375 SWEDEN		662		2898	

IMPORTS INTO CANADA FOR CONSUMPTION

Articles and Countries from which Imported	MONTH OF MARCH 1957		THREE MONTHS ENDED MARCH 1957		Class Number
	Quantities	Values (\$)	Quantities	Values (\$)	
400 U STATES		23126		93824	
NON FERROUS METALS AND PRODUCT		29411		112302	6251
100 U KINGDOM		26939		70300	
335 GERMANY W		1554		2713	
347 JAPAN		3521		3521	
354 NETHRLNDS		540		688	
375 SWEDEN		82		2081	
400 U STATES		1673211		6065781	
PARTS FOR MFR OF SHUTTLES		1705847		6145084	6252
400 U STATES		14942		36801	
HINGES FOR JEWELLERY BOXES		14942		36801	6253
400 U STATES		4898		8531	
MATERIALS FOR MFR MINING MACH		4898		8531	6254
335 GERMANY W				607	
400 U STATES				10333	
METAL POWDER FRICTION MATERIAL				10940	6256
100 U KINGDOM		300		300	
400 U STATES		867		1933	
RESIDUES NON FERROUS		1167		2253	6257
100 U KINGDOM	CWT	2257	17476	6932	58376
400 U STATES		2088	23678	6305	94350
TUNGSTEN CARBIDE INSERTS		4345	41154	13237	152726
375 SWEDEN			49149		191504
400 U STATES			24848		139682
TUNGSTEN CARBIDE TIPS BLANKS			73997		331186
100 U KINGDOM			192		264
335 GERMANY W					186
354 NETHRLNDS			169		169
375 SWEDEN			7731		16318
400 U STATES			13938		39775
CIGARETTE LIGHTERS		22030		56712	6260
100 U KINGDOM	DOZ	2	68	6	171
305 AUSTRIA		3688	6804	5330	9578
327 FRANCE				13	145
335 GERMANY W		1150	2110	1404	6426
347 JAPAN		27117	59228	50378	119709
354 NETHRLNDS		173	978	173	978
400 U STATES		285	1503	708	5083
		32415	70691	58012	142090

IMPORTS INTO CANADA FOR CONSUMPTION

117

Articles and Countries from which Imported	MONTH OF MARCH 1957		THREE MONTHS ENDED MARCH 1957		Class Number
	Quantities	Values (\$)	Quantities	Values (\$)	
<u>GROUP 7</u>					
<u>NON METALLIC MINERALS</u>					
ASBESTOS PACKING	LB				7001
100 U KINGDOM	44002	21070	52948	26965	
400 U STATES	12039	16255	44436	50170	
	56041	37325	97384	77135	
ASBESTOS BRAKE LINING FOR AUTO					7002
100 U KINGDOM		100		1997	
335 GERMANY W		1083		1498	
400 U STATES		27481		83182	
		28664		86677	
ASBESTOS MANUFACTURES N O P					7003
100 U KINGDOM		11842		125906	
306 BELGIUM		2565		5073	
335 GERMANY W				97	
344 ITALY				12083	
400 U STATES		176154		475915	
		190561		619074	
ASBESTOS CLUTCH FACINGS AUTO					7004
100 U KINGDOM		552		552	
335 GERMANY W		343		343	
400 U STATES		42056		94043	
		42951		94938	
BRAKE LININGS AND FACINGS NOP					7005
100 U KINGDOM		7411		10924	
400 U STATES		14042		38662	
		21453		49586	
CHINA CLAY GROUND	CWT				7011
100 U KINGDOM	58314	40778	218566	146454	
400 U STATES	116125	110024	389800	344621	
	174439	150802	608366	491075	
FIRE CLAY GROUND	CWT				7012
100 U KINGDOM			6897	2735	
400 U STATES	115192	37857	316758	105895	
	115192	37857	323655	108630	
PIPE CLAY GROUND	CWT				7013
400 U STATES			2560	1247	
			2560	1247	
CLAYS N O P GROUND					7014
400 U STATES		35802		136283	
		35802		136283	
ZIRCONIUM SILICATE					7015
234 AUSTRALIA		7129		11326	
400 U STATES		37450		102447	
		44579		113773	
ZIRCONIUM OXIDE					7016
400 U STATES		2241		9662	
		2241		9662	
SAGGARS FOR CERAMIC PRODUCTS					7017
400 U STATES		777		8336	
		777		8336	
ACTIVATED CLAY TO REFINE OILS					7018
335 GERMANY W				99	
400 U STATES		156559		481614	
		156559		481713	
GROG FOR REFRACTORY MATERIALS	TON				7019
400 U STATES	1201	34168	2700	80413	
	1201	34168	2700	80413	
BRICK BUILDING	TON				7021
400 U STATES	4760	110624	12819	296747	
	4760	110624	12819	296747	
BRICK FIRE CHROME					7022
400 U STATES		51104		183592	
		51104		183592	
BRICK FIRE MAGNESITE					7023
400 U STATES		64714		176519	
		64714		176519	
BRICK FIRE 90 PER CENT SILICA					7024
335 GERMANY W				865	
400 U STATES		200707		516617	
		200707		517482	
BRICK FIRE 100 DOL THOUSAND					7025
400 U STATES		110009		356510	
		110009		356510	
BRICK FIRE FURNACE OR KILN					7026
100 U KINGDOM		4345		17280	
400 U STATES		389858		1280507	
		394203		1297787	
BRICK FIRE N O P					7027
100 U KINGDOM		4661		38100	
318 DENMARK				4232	
335 GERMANY W		316		7399	
400 U STATES		290854		892092	
		295831		941823	
BRICK PAVING	TON				7028
400 U STATES	50	775	400	6194	
	50	775	400	6194	
BUILDING BLOCKS BUILDING TILE					7029
100 U KINGDOM				3464	
306 BELGIUM		15185		15402	
400 U STATES		100526		227352	
		115711		246218	

IMPORTS INTO CANADA FOR CONSUMPTION

Articles and Countries from which Imported	MONTH OF MARCH 1957		THREE MONTHS ENDED MARCH 1957		Class Number
	Quantities	Values (\$)	Quantities	Values (\$)	
DRAIN PIPES SEWER PIPES N O P 100 U KINGDOM 400 U STATES		919 6470 7389		4001 14340 18341	7030
DRAIN TILES NOT GLAZED					7031
TILES FOR MOSAIC FLOORING 100 U KINGDOM 335 GERMANY W 344 ITALY 347 JAPAN 400 U STATES		1131 5084 19156 1276 26647		8725 301 5293 42025 6736 63080	7032
EARTHENWARE TILES FOR ROOFING 400 U STATES		68 68		68 68	7033
TILES EARTHENWARE N O P 100 U KINGDOM 306 BELGIUM 317 CZECHOS 335 GERMANY W 347 JAPAN 400 U STATES		31322 1830 223 2139 8420 43934		132521 1830 7157 7657 7233 25065 181463	7034
CHINA AND PORCELAIN WARE N O P 100 U KINGDOM 327 FRANCE 335 GERMANY W 347 JAPAN 400 U STATES		2427 3667 413 6507		6663 787 108 4216 8852 20626	7043
DEMIJOHNS CHURNS CROCKS N O P 100 U KINGDOM 335 GERMANY W 400 U STATES		67 3655 3722		141 67 9028 9236	7045
TABLEWARE OF CHINA PORCELAIN 100 U KINGDOM 231 HONG KONG 306 BELGIUM 317 CZECHOS 318 DENMARK 327 FRANCE 335 GERMANY W 336 GREECE 344 ITALY 347 JAPAN 354 NETHRLNOS 360 ISRAEL 361 PANAMA 366 PORTUGAL 375 SWEDEN 376 SWITZRLND 384 P RICO 390 GERMANY E 400 U STATES		784494 575 111 23016 26288 2611 67637 1207 75 105 117675 1023794		2116008 2603 2248 194 3058 61036 52064 562 5934 185606 3155 307 75 75 361 442 719 164 288714 2723325	7046
STONEWARE EARTHENWARE N O P 100 U KINGDOM 231 HONG KONG 305 AUSTRIA 306 BELGIUM 318 DENMARK 327 FRANCE 335 GERMANY W 336 GREECE 344 ITALY 347 JAPAN 352 MEXICO 354 NETHRLNDS 359 NORWAY 360 ISRAEL 365 POLAND 372 SPAIN 375 SWEDEN 376 SWITZRLND 390 GERMANY E 400 U STATES		23626 494 283 6641 155 8850 27967 99 215 229 324 100 96157 165140		56135 1760 104 740 1724 1786 19648 886 12785 84105 99 2879 1290 340 59 215 717 393 173 221825 407663	7047
CHEMICAL STONEWARE ACID RESIST 100 U KINGDOM 400 U STATES		6390 23140 29530		17689 60954 78643	7048
PORCELAIN RUBBER GLOVE FORMS 400 U STATES		388 388		2699 2699	7049
ARTIFICIAL TEETH NOT MOUNTED 100 U KINGDOM 225 TRINIDAD 327 FRANCE 335 GERMANY W 344 ITALY 347 JAPAN 354 NETHRLNOS 360 ISRAEL 376 SWITZRLND		202 1913 174 855 971 866 1137		624 17448 292 12592 267 971 1742 1137 1227	7051

IMPORTS INTO CANADA FOR CONSUMPTION

119

Articles and Countries from which Imported	MONTH OF MARCH 1957		THREE MONTHS ENDED MARCH 1957		Class Number
	Quantities	Values (\$)	Quantities	Values (\$)	
400 U STATES		92383		294451	
BATHS BATHTUBS BASINS ETC NOP		98501		330751	7052
100 U KINGDOM		49117		169679	
335 GERMANY W		464		3198	
347 JAPAN		4803		19350	
400 U STATES		215702		537322	
CRUCIBLES N O P AND COVERS		270086		729549	7053
100 U KINGDOM		8641		9156	
400 U STATES		13206		24073	
INSULATORS ELECTRIC PORCELAIN		21847		33229	7055
100 U KINGDOM		3098		14503	
317 CZECHO S				756	
327 FRANCE		134		134	
344 ITALY				439	
347 JAPAN		36366		36366	
376 SWITZRLND		101		639	
400 U STATES		81998		213723	
MANUFACTURES OF CLAY N O P		121697		266560	7056
100 U KINGDOM		1245		2071	
215 INDIA				6010	
335 GERMANY W				229	
400 U STATES		53858		195916	
BRIQUETTES OF COAL OR COKE	TON	55103		204226	7060
400 U STATES		6184	79210	30834	397140
ANTHRACITE SCREENINGS	TON	6184	79210	30834	397140
400 U STATES		324	1675	2899	14246
ANTHRACITE DOMESTIC SIZES	TON	324	1675	2899	14246
100 U KINGDOM		4267	77006	8668	156541
400 U STATES		55705	800562	300983	4378630
ANTHRACITE SMALLER SIZES N O P	TON	59972	877568	309651	4535171
400 U STATES		25041	245100	73562	686025
COAL BITUMINOUS SUB BITUMINOUS	TON	25041	245100	73562	686025
400 U STATES		1071821	5379622	3224659	16228759
COAL LIGNITE	TON	1071821	5379622	3224659	16228759
400 U STATES		115	586	1279	6555
COAL EXWAREHOUSED SHIPS STORES	TON	115	586	1279	6555
400 U STATES				743	4104
COAL DUST AND COAL N O P	TON			743	4104
400 U STATES		373	6772	1208	21957
BENZOL	GAL	373	6772	1208	21957
400 U STATES		177	76	447	181
COAL TAR CRUDE IN BULK	GAL	177	76	447	181
100 U KINGDOM		7000	1527	32600	6819
400 U STATES		61731	10479	379731	58064
COAL PITCH	CWT	68731	12006	412331	64883
100 U KINGDOM				300	633
400 U STATES		197348	374848	423155	793043
CARBOLIC OR HEAVY OIL	GAL	197348	374848	423455	793676
100 U KINGDOM		6044	2703	468742	104532
234 AUSTRALIA				1575	324
400 U STATES		109249	17847	263552	46159
COKE PETROLEUM	TON	115293	20550	733869	151015
400 U STATES		42119	738817	106533	1657486
COKE GROUND FOR BATTERIES	TON	42119	738817	106533	1657486
COKE N O P	TON				
400 U STATES		69402	1164326	157863	2681316
DECANTERS AND TUMBLERS		69402	1164326	157863	2681316
100 U KINGDOM			151		580
306 BELGIUM			5420		5687
327 FRANCE			518		518
335 GERMANY W					776
340 HUNGARY			2013		2013
344 ITALY					58
347 JAPAN					463
375 SWEDEN			78		185
400 U STATES			48970		149865
LAMP CHIMNEYS			57150		160145
335 GERMANY W			137		137
400 U STATES			3208		11498
GLASS PLATES FOR OPTICAL MFR			3345		11635
100 U KINGDOM			126		560
335 GERMANY W					828
400 U STATES			62150		205490
			69276		206878

IMPORTS INTO CANADA FOR CONSUMPTION

Articles and Countries from which Imported	MONTH OF MARCH 1957		THREE MONTHS ENDED MARCH 1957		Class Number
	Quantities	Values (\$)	Quantities	Values (\$)	
GLASS CARBOYS BOTTLES JARS					7082
100 U KINGDOM		70718		97269	
231 HONG KONG				509	
317 CZECHOS		117		1504	
327 FRANCE		1431		5837	
335 GERMANY W		2194		3364	
344 ITALY				10755	
347 JAPAN				2727	
372 SPAIN				60	
376 SWITZRLND		288		288	
400 U STATES		371504		1098501	
		446252		1220814	
GLASS TABLEWARE CUT GLASS NOP					7083
100 U KINGDOM		23545		58908	
231 HONG KONG				266	
305 AUSTRIA				693	
306 BELGIUM		8271		13420	
317 CZECHOS		14376		54908	
318 DENMARK		610		610	
327 FRANCE		5789		7241	
335 GERMANY W		25797		57385	
340 HUNGARY		1789		1789	
344 ITALY		2755		8527	
347 JAPAN		1990		10272	
354 NETHRLNDS		456		2092	
365 POLAND		730		5918	
375 SWEDEN		7565		12783	
389 IRELAND				1866	
390 GERMANY E		193		312	
400 U STATES		133228		355476	
		227094		592466	
LAMP BULBS AND TUBING FOR					7084
100 U KINGDOM				321	
400 U STATES		224291		677814	
		224291		678135	
GLASS SHADES OR GLOBES					7085
100 U KINGDOM		140		670	
400 U STATES		2383		33262	
		2523		33932	
LENSES GLASS N O P					7086
100 U KINGDOM				1480	
305 AUSTRIA		2471		13242	
327 FRANCE				163	
335 GERMANY W		2007		4571	
347 JAPAN				2279	
400 U STATES		26504		68328	
		30982		90063	
FRESNEL TYPE LENSES GLOBES					7087
400 U STATES		6913		26499	
		6913		26499	
MOULDED SHAPES FOR ELECT FIXT					7088
100 U KINGDOM		489		1848	
317 CZECHOS		1181		1440	
318 DENMARK				514	
335 GERMANY W		964		7229	
354 NETHRLNDS		290		939	
400 U STATES		136170		357837	
		139094		369807	
HEAT RESISTING GLASSWARE					7089
100 U KINGDOM		2651		24004	
335 GERMANY W		157		4506	
400 U STATES		325347		1038173	
		328155		1066683	
SHEET GLASS OVER 34 OZ SQ FT	SQ FT				7090
100 U KINGDOM	31512	8456	106471	29902	
306 BELGIUM	86530	26082	220023	60199	
327 FRANCE	16811	3960	16811	3960	
335 GERMANY W	60192	13283	223066	48807	
354 NETHRLNDS	239	125	239	125	
400 U STATES	50163	14358	248909	68078	
	245447	66264	815519	211071	
SHEET GLASS TRANSPRT TO 34 OZ	SQ FT				7091
100 U KINGDOM	264628	23085	785928	70608	
306 BELGIUM	850243	72048	1453488	131624	
317 CZECHOS	878550	37785	2205434	94226	
327 FRANCE	258985	20385	490608	38693	
335 GERMANY W	337399	32388	1280295	99742	
347 JAPAN	217400	8718	432422	19432	
	2807205	194409	6648175	454325	
PLATE GLASS NOT OVER 7 SQ FT	SQ FT				7093
100 U KINGDOM	204232	70542	323570	114507	
306 BELGIUM	22706	8999	23580	9359	
327 FRANCE	5610	2450	5610	2450	
335 GERMANY W	961	608	2578	1295	
400 U STATES	14266	7187	91225	46089	
	247775	89786	446563	173700	
PLATE GLASS 7 TO 25 SQ FT	SQ FT				7094
100 U KINGDOM	329019	126632	999241	375309	
306 BELGIUM	44071	19950	112323	56448	
327 FRANCE	8051	4051	39644	21108	
335 GERMANY W	3911	2663	20026	10436	
400 U STATES	49009	27611	284896	147362	
	434061	180907	1456130	610663	
PLATE GLASS N O P	SQ FT				7095
100 U KINGDOM	195772	97282	696695	334462	
306 BELGIUM	85677	46930	230072	125768	

IMPORTS INTO CANADA FOR CONSUMPTION

121

Articles and Countries from which Imported	MONTH OF MARCH 1957		THREE MONTHS ENDED MARCH 1957		Class Number
	Quantities	Values (\$)	Quantities	Values (\$)	
318 DENMARK	3063	3335	3063	3335	
327 FRANCE	30180	17421	65084	37677	
335 GERMANY W	18889	9829	139978	66000	
354 NETHRLNDS	61	77	61	77	
400 U STATES	1397053	599772	4876962	2131921	
	1750695	774646	6011915	2699240	
LAMINATED GLASS SHEETS	\$0 FT				7097
100 U KINGDOM	985	499	30842	16897	
335 GERMANY W	2260	1459	14256	8087	
400 U STATES	550	5132	1963	7692	
	3795	7090	47061	32676	
GLASS SHEETS WIRED	\$0 FT				7099
100 U KINGDOM	39471	12442	72948	24339	
306 BELGIUM	13317	2243	35884	6199	
327 FRANCE			516	75	
335 GERMANY W	539	147	2893	574	
354 NETHRLNDS	6035	3983	19551	12765	
400 U STATES	10353	3752	40393	20433	
	69715	22567	172185	64385	
GLASS CAST AND SHEET GLASS NOP	\$0 FT				7100
100 U KINGDOM	17495	2933	31182	7561	
306 BELGIUM			13450	3882	
400 U STATES	6954	1576	54228	17666	
	24449	4509	99560	29109	
ORNAMENTAL COLOURED GLASS	\$0 FT				7111
100 U KINGDOM	9417	4721	22354	9999	
306 BELGIUM	2606	388	4181	602	
327 FRANCE			600	175	
335 GERMANY W			600	324	
400 U STATES	2422	2536	16052	15887	
	14445	7645	43787	26987	
PAINTED OBSCURED WHITE GLASS	\$0 FT				7112
100 U KINGDOM	33843	5739	200619	32785	
306 BELGIUM	48996	9277	154106	24987	
335 GERMANY W	2489	299	4197	852	
400 U STATES	135907	35283	312705	89599	
	221235	50598	671627	148223	
STAINED OR ORNAMENTAL WINDOWS					7113
100 U KINGDOM		4995		10169	
305 AUSTRIA				1225	
306 BELGIUM		2887		3049	
327 FRANCE		1642		12338	
335 GERMANY W		218		797	
354 NETHRLNDS		513		3244	
400 U STATES		259		1040	
		10514		31862	
MIRRORS OF GLASS FRAMED OR NOT					7114
100 U KINGDOM		2146		9145	
231 HONG KONG		178		178	
305 AUSTRIA				225	
306 BELGIUM		17009		59855	
327 FRANCE				74	
335 GERMANY W		10520		15811	
344 ITALY		158		1010	
347 JAPAN		1475		8405	
400 U STATES		100074		227439	
		131560		322142	
GLASS BALLS FOR FIBRES OR YARN					7120
100 U KINGDOM				7345	
400 U STATES		20080		64014	
		20080		71359	
GLASS TO BE CUT OR MOUNTED					7121
306 BELGIUM		10112		17979	
317 CZECHO S		566		566	
335 GERMANY W		16368		23580	
400 U STATES		16936		44371	
		43982		86496	
GLASS BLANKS FOR REFLECTORS					7122
400 U STATES		50623		151689	
		50623		151689	
BEADS FOR MFR IMITATION PEARLS					7123
400 U STATES		441		8475	
		441		8475	
ARTIFICIAL EYES CONTACT LENSES					7124
400 U STATES		432		1686	
		432		1686	
PHOTOGRAPHIC DRY PLATES					7125
100 U KINGDOM		4531		13669	
306 BELGIUM		202		338	
400 U STATES		12054		32894	
		16787		46901	
SPECTACLES EYE GLASS LENSES					7126
100 U KINGDOM		1030		1972	
305 AUSTRIA		3973		14633	
327 FRANCE		10377		26104	
335 GERMANY W		7020		15531	
344 ITALY		14760		45777	
347 JAPAN		5410		27684	
376 SWITZRLND		189		189	
400 U STATES		116595		292545	
		159354		424435	
MANUFACTURES OF GLASS N O P					7127
100 U KINGDOM		4135		13814	
231 HONG KONG		3511		31393	
305 AUSTRIA		192		1538	
306 BELGIUM		8987		75206	

IMPORTS INTO CANADA FOR CONSUMPTION

Articles and Countries from which Imported	MONTH OF MARCH 1957		THREE MONTHS ENDED MARCH 1957		Class Number
	Quantities	Values (\$)	Quantities	Values (\$)	
317 CZECHO S		2621		8677	
318 DENMARK		453		708	
327 FRANCE		696		2976	
335 GERMANY W		25044		35923	
344 ITALY		4092		12086	
347 JAPAN		1783		3876	
354 NETHRLNDS				106	
375 SWEDEN		3769		6119	
376 SWITZRLND		303		360	
400 U STATES		169598		581262	
		225184		774044	
GLASS WOOL OR FIBRE GLASS	Lb				7128
400 U STATES	280296	76300	407680	139336	
	280296	76300	407680	139336	
GLASS BLOCKS					7129
400 U STATES		50110		130282	
		50110		130282	
PLUMBAGO NOT GROUND OR MFRD					7131
231 HONG KONG				748	
333 MADAGASCAR		124		180	
352 MEXICO		2160		8160	
400 U STATES		351		7180	
		2635		16268	
CRUCIBLES PLUMBAGO AND COVERS					7132
100 U KINGDOM		17991		28718	
400 U STATES		2356		34222	
		27347		63010	
PLUMBAGO GROUND AND MFRS NOP					7133
100 U KINGDOM		2831		6252	
317 CZECHO S				114	
335 GERMANY W		1287		1571	
400 U STATES		45126		155982	
		49244		163919	
MICA UNMANUFACTURED	CWT				7138
215 INDIA	375	10806	540	24147	
400 U STATES	9	1616	38	6132	
	384	12422	578	30279	
MICA MANUFACTURES OF					7139
100 U KINGDOM		1516		4412	
400 U STATES		36153		117979	
		37669		122391	
ASPHALTUM OR ASPHALT	CWT				7141
100 U KINGDOM	4	115	4	115	
225 TRINIDAD	998	1089	998	1089	
400 U STATES	36161	65572	117126	171886	
	37163	66776	118128	173090	
ASPHALTUM OIL FOR PAVING	GAL				7143
OIL FOR CONCENTRATION OF ORES	GAL				7151
400 U STATES	10447	17147	59484	95352	
	10447	17147	59484	95352	
CRUDE PETROLEUM FOR REFINING	M GAL				7153
225 TRINIDAD	8204	630591	20262	1461009	
303 ARABIA			14296	1247013	
387 VENEZUELA	226195	18142282	761873	58471941	
400 U STATES	47044	4331412	92466	8158735	
	281443	23104285	888897	69338698	
PETROLEUM TOPS FOR REFINERS	GAL				7154
FUEL OIL EXWARE SHIPS STORES	GAL				7156
CRUDE PETROLEUM N O P	GAL				7158
AVIATION GASOLINE	GAL				7161
381 ALASKA	82212	19696	147677	36091	
400 U STATES	2502094	543275	14596577	3044636	
	2584306	562971	14744254	3080727	
KEROSENE N O P	GAL				7162
381 ALASKA	2229	588	3229	1014	
400 U STATES	303881	48564	10480173	1299601	
	306110	49152	10483402	1300615	
ENGINE DISTILLATE 8017 OR OVER	GAL				7163
400 U STATES	1426	189	1426	189	
	1426	189	1426	189	
GASOLINE UNDER 8236 SP G N O P	GAL				7164
357 NETH ANT			3571626	463522	
381 ALASKA	137125	28250	582237	117334	
400 U STATES	574392	91682	1709650	275127	
	711517	119932	5863513	855983	
CASINGHEAD GASOLINE BLENDING	GAL				7165
400 U STATES	269426	19840	1554799	111449	
	269426	19840	1554799	111449	
LUB OILS UNDER 25C PER GAL	GAL				7166
400 U STATES	912580	195611	2103131	431933	
	912580	195611	2103131	431933	
PETRO LUB OILS 25C GAL OR OVER	GAL				7167
100 U KINGDOM	2875	2533	3840	3795	
327 FRANCE	8	65	48	264	
335 GERMANY W			75	52	
354 NETHRLNDS	1380	818	5060	3262	
376 SWITZRLND			62	148	
381 ALASKA	524	417	6393	5097	
400 U STATES	1273735	540429	3554884	1547417	
	1278522	544262	3570362	1560035	
OILS MINERAL N O P	GAL				7168
100 U KINGDOM	9615	2569	14765	3796	

IMPORTS INTO CANADA FOR CONSUMPTION

Articles and Countries from which Imported	MONTH OF MARCH 1957		THREE MONTHS ENDED MARCH 1957		Class Number
	Quantities	Values (\$)	Quantities	Values (\$)	
400 U STATES	101260	119482	288196	362193	
STOVE OIL NO 1 FUEL OIL	110875	122051	302961	365989	7171
357 NETH AMT	GAL				
381 ALASKA	1332012	165864	9864641	1165652	
387 VENEZUELA	1212510	202413	1820791	304375	
400 U STATES	9140110	1155647	16205594	2005353	
LIGHT FUEL OILS NOS 2 AND 3	11684632	1523924	30163378	3723105	7172
357 NETH AMT	GAL				
381 ALASKA	1920648	227151	13437792	1509937	
387 VENEZUELA			7375	618	
400 U STATES	1116603	149466	3602442	387461	
HEAVY FUEL OILS NOS 4 5 AND 6	3037251	376617	10837756	1308488	7173
357 NETH AMT	GAL				
400 U STATES	7928509	555753	30147085	2000683	
DIESEL FUEL	13377291	970543	34815959	2431503	7174
357 NETH AMT	GAL				
381 ALASKA	21305800	1526296	64963044	4432186	
387 VENEZUELA					
400 U STATES	5891893	715522	15367378	1849717	
TRACTOR FUEL	6224353	765185	19260015	2271916	7175
PETROL GREASE LUBRICATING NOP	GAL				
100 U KINGDOM	LB				7181
381 ALASKA	4200	868	8589	2226	
400 U STATES	1000	132	23248	3094	
PETROL JELLIES TOILET MEDICINE	1377264	171720	4279671	489196	7182
100 U KINGDOM	1382464	172720	4311508	494516	
400 U STATES					
PARAFFINE WAX		63		278	7183
215 INDIA	LB	60651		194836	
400 U STATES	700000	31802	1400000	60211	
CANDLES PARAFFINE WAX	2149237	172550	7951097	607490	7184
318 DENMARK	2849237	204352	9351097	667701	
347 JAPAN	LB				
375 SWEDEN	13844	2543	18763	3849	
389 IRELAND	304	312	304	312	
400 U STATES	110	53	110	53	
PRODUCTS OF PETROLEUM N O P	21967	7543	43352	14869	7185
381 ALASKA	36225	10451	63129	19552	
400 U STATES	833	448	4108	2098	
LIQUEFIED PETROLEUM GASES	1700436	441088	9588509	1556122	7186
400 U STATES	1701269	441536	9592617	1558220	
NAPHTHA INCL SOLVENT NAPHTHA	LB				
100 U KINGDOM	23285990	373575	66346745	905746	7187
381 ALASKA	23285990	373575	66346745	905746	
400 U STATES					
ARTIFICIAL ABRASIVE GRAINS	GAL				
327 FRANCE			36	104	7191
400 U STATES			3710	1246	
DIAMONDS BLACK BORT FOR BORERS			3246588	690168	7192
100 U KINGDOM	908326	192785	3250334	691518	
207 UN SO AFR	908326	192785			
306 BELGIUM					
320 DOM REP					
338 HAITI					
339 HONDURAS					
354 NETHRLNDS					
400 U STATES	100	833	705	6057	
DIATOMACEOUS EARTH	134665	723334	352248	2039243	7193
400 U STATES	230228	1384791	545228	3273947	
EMERY IN BULK	CWT				
335 GERMANY W	43976	89969	124584	255154	7194
400 U STATES	43976	89969	124584	255154	
GRINDING WHEELS BONDED					
100 U KINGDOM		73		73	7195
318 DENMARK		32490		49571	
335 GERMANY W		32563		49644	
359 NORWAY					
375 SWEDEN		8228		9850	
376 SWITZRLND				91	
400 U STATES		536		7593	
GRINDING STONES BLOCKS BONDED		1974		8804	7196
100 U KINGDOM		1392		2437	
335 GERMANY W		316		316	
400 U STATES		185068		516569	
GRINDSTONES 36 INCHES OR OVER		197514		545660	7198
100 U KINGDOM					
335 GERMANY W		1339		1511	
400 U STATES		120		255	
		33770		106433	
		35229		108199	
	NO				7198

IMPORTS INTO CANADA FOR CONSUMPTION

Articles and Countries from which Imported	MONTH OF MARCH 1957		THREE MONTHS ENDED MARCH 1957		Class Number
	Quantities	Values (\$)	Quantities	Values (\$)	
GRINDSTONES N O P	NO				7199
400 U STATES	45	104	171	979	
	45	104	171	979	
PUMICE PUMICE STONE LAVA TUFFA					7200
400 U STATES		18721		63482	
		18721		63482	
COATED ABRASIVE PAPER CLOTH					7202
335 GERMANY W		84		830	
359 NORWAY				493	
400 U STATES		89044		268825	
		89128		270148	
MFRS OF ABRASIVES N O P					7203
100 U KINGDOM		1550		4666	
335 GERMANY W		151		1662	
344 ITALY		50		50	
400 U STATES		43562		139505	
		45313		145883	
BUILDING STONE N O P	CWT				7210
400 U STATES	44142	39887	106254	99002	
	44142	39887	106254	99002	
GRANITE ROUGH					7215
326 FINLAND		1439		2492	
344 ITALY		1152		1152	
359 NORWAY				2001	
375 SWEDEN		3829		7808	
400 U STATES		15934		26531	
		22354		39984	
GRANITE SAWN					7216
326 FINLAND				1500	
375 SWEDEN				6238	
400 U STATES		9856		20417	
		9856		28155	
GRANITE MANUFACTURES					7218
326 FINLAND				398	
335 GERMANY W				3254	
359 NORWAY		263		330	
375 SWEDEN		3472		16948	
400 U STATES		3658		6480	
		7393		27410	
GYPHUM	TON				7221
352 MEXICO	1712	14414	19708	108584	
400 U STATES	20	806	47	1430	
	1732	15220	19755	110014	
LIME	CWT				7223
100 U KINGDOM	250	231	250	231	
400 U STATES	48179	30184	162108	96256	
	48429	30415	162358	96487	
PLASTER OF PARIS WALL PLASTER	CWT				7224
400 U STATES	27543	37768	83405	106783	
	27543	37768	83405	106783	
CEMENT PORTLAND	CWT				7225
100 U KINGDOM	2697	4030	10276	15006	
306 BELGIUM	176	274	440	685	
335 GERMANY W			1750	2934	
400 U STATES	44315	53008	129687	157821	
	47188	57312	142153	176446	
CEMENT MANUFACTURES N O P					7226
100 U KINGDOM				137	
400 U STATES		54575		201637	
		54575		201774	
WHITE PORTLAND CEMENT CLINKER	CWT				7227
400 U STATES	26211	27771	57292	58039	
	26211	27771	57292	58039	
MARBLE ROUGH					7231
327 FRANCE				1014	
344 ITALY		219		2789	
400 U STATES		3735		8968	
		3954		12771	
MARBLE SAWN					7232
306 BELGIUM		2899		2899	
344 ITALY		2026		7029	
372 SPAIN				1902	
400 U STATES		14775		58091	
		19700		69921	
MARBLE FOR TOMBSTONES					7233
400 U STATES		4370		6457	
		4370		6457	
MARBLE MANUFACTURES N O P					7234
100 U KINGDOM		199		199	
306 BELGIUM				1815	
335 GERMANY W		3091		4697	
344 ITALY		113		954	
366 PORTUGAL				251	
400 U STATES		809		2407	
		4212		10323	
MARBLE ORNAMENTAL FOR CHURCHES					7235
344 ITALY		532		7828	
		532		7828	
ROOFING SLATE	SQ				7241
400 U STATES	95	1723	335	5667	
	95	1723	335	5667	
SLATE MANUFACTURES N O P					7243
100 U KINGDOM				1995	
344 ITALY				68	
400 U STATES		69		2288	
		69		4351	

IMPORTS INTO CANADA FOR CONSUMPTION

Articles and Countries from which Imported	MONTH OF MARCH 1957		THREE MONTHS ENDED MARCH 1957		Class Number
	Quantities	Values (\$)	Quantities	Values (\$)	
BURRSTONES IN BLOCKS	NO				7251
CHALK CLIFF STONE MICA SCHIST				59	7252
100 U KINGDOM		508		1571	
400 U STATES		508		1630	
CHALK PREPARED					7253
400 U STATES		1720		1976	
		1720		1976	
CURLING STONES AND HANDLES	PAIR				7254
100 U KINGDOM	76	3139	334	13431	
	76	3139	334	13431	
FELDSPAR CRUOE ONLY	CWT				7255
FELDSPAR GROUND					7256
400 U STATES	40	69	1170	1363	
	40	69	1170	1363	
FLINT AND GROUND FLINT STONE	CWT				7257
400 U STATES			1187	3482	
			1187	3482	
FLUORSPAR	CWT				7258
352 MEXICO	1997	2714	15448	22519	
400 U STATES	360	1682	968	2979	
	2357	4396	16416	25498	
GANISTER	CWT				7259
400 U STATES	3965	1734	4632	2490	
	3965	1734	4632	2490	
MAGN CARB FOR RUBBER PRODUCTS	CWT				7260
400 U STATES			10	133	
			10	133	
MAG OX AND CARB FOR INSULATION	CWT				7261
100 U KINGDOM			802	5474	
400 U STATES	4067	12441	11556	34470	
	4067	12441	12358	39944	
PHOSPHATE ROCK	CWT				7263
400 U STATES	284927	193352	463434	429738	
	284927	193352	463434	429738	
SILICA SAND	CWT				7264
400 U STATES	918193	162581	3088159	523670	
	918193	162581	3088159	523670	
SAND AND GRAVEL N O P	TON				7265
400 U STATES	2068	10165	16182	36602	
	2068	10165	16182	36602	
SILEX OR CRYSTALLIZED QUARTZ	CWT				7266
309 BRAZIL	9	12615	9	12615	
400 U STATES	32921	16430	111482	59611	
	32930	29045	111491	72226	
STONE REFUSE	TON				7267
400 U STATES			83	1731	
			83	1731	
TALC OR SOAPSTONE	CWT				7268
400 U STATES	19655	31440	56432	93047	
	19655	31440	56432	93047	
WHITING GILDERS PARIS WHITE	CWT				7269
100 U KINGDOM	1502	1498	7214	6064	
327 FRANCE	400	151	1950	627	
400 U STATES	10811	22647	26000	56692	
	12713	24296	35164	63383	
STONE AND MANUFACTURES N O P					7270
100 U KINGDOM		507		507	
231 HONG KONG				184	
344 ITALY		2694		3110	
400 U STATES		3182		4304	
		6383		8105	
ROOFING GRANULES	CWT				7271
400 U STATES	114250	112086	271498	254591	
	114250	112086	271498	254591	
STONE CRUSHED	TON				7272
400 U STATES	3332	15116	9733	38571	
	3332	15116	9733	38571	
QUARTZ PIEZO ELECTRIC	LB				7273
100 U KINGDOM	21	442	22	684	
309 BRAZIL			1672	11536	
400 U STATES	767	22624	1196	34345	
	788	23066	2890	46565	
MAGNESIA DEAD BURNED SINTERED	CWT				7274
100 U KINGDOM			70	870	
400 U STATES	10720	44959	22066	109928	
	10720	44959	22136	110798	
MAGNESIA CAUSTIC CALCINED	CWT				7275
100 U KINGDOM			67	746	
354 NETHRLNDR			220	598	
400 U STATES	2132	10407	7593	34281	
	2132	10407	7880	35625	
ELECTRIC OR BLAST FURNACE SLAG	CWT				7280
400 U STATES	42213	6447	106327	16570	
	42213	6447	106327	16570	
BARYTES	CWT				7281
335 GERMANY W	840	1035	1778	2039	
400 U STATES	499	1133	5362	9646	
	1339	2168	7140	11685	
CARBONS 3 TO 35 INCHES CIRCUM					7282
100 U KINGDOM		2090		9787	
327 FRANCE		3995		5457	
400 U STATES		50152		170710	
		56237		185954	

IMPORTS INTO CANADA FOR CONSUMPTION

Articles and Countries from which Imported	MONTH OF MARCH 1957		THREE MONTHS ENDED MARCH 1957		Class Number
	Quantities	Values (\$)	Quantities	Values (\$)	
CARBONS OVER 35 INCHES CIRCUM 327 FRANCE 347 JAPAN 400 U STATES		3918 45554 49472		299 3918 161508 165725	7283
ELECTRIC LIGHT CARBONS N O P 100 U KINGDOM 400 U STATES	LB 1384 21123 22507	1739 11140 12879	2740 48269 51009	4109 30999 35108	7284
CRAYONS 100 U KINGDOM 327 FRANCE 335 GERMANY W 344 ITALY 347 JAPAN 400 U STATES		174 313 945 44475 45907		590 343 1610 751 1625 121147 126066	7285
DIAMONDS UNSET 100 U KINGDOM 207 UN SO AFR 224 JAMAICA 306 BELGIUM 335 GERMANY W 354 NETHRLNDS 360 ISRAEL 376 SWITZRLND 400 U STATES	CARAT 819 44 1837 2 147 800 691 4340	122617 11915 373238 459 21482 87680 85424 702815	1973 44 5 8212 50 614 2375 9 2338 15620	302154 11915 1138 1199756 6220 96782 255833 1285 244460 2119543	7286
EARTHS CRUDE ONLY 400 U STATES		92 92		422 422	7287
FOUNDRY FACINGS OF ALL KINDS 400 U STATES		13963 13963		47454 47454	7288
FULLERS EARTH IN BULK ONLY 100 U KINGDOM 400 U STATES		15463 15463		129 47454 47583	7289
GAS IMPORTED BY PIPE LINE 400 U STATES	M FT 2310837 2310837	508819 508819	7223488 7223488	1585002 1585002	7290
INSULATORS ELECTRIC N O P 100 U KINGDOM 359 NORWAY 400 U STATES		1159 628 40168 41955		14749 628 140362 155739	7291
MAGNESIA PIPE COVERING 100 U KINGDOM 400 U STATES		6216 6216		2138 17807 19945	7292
MINERAL WOOL N O P 400 U STATES	LB 193830 193830	24302 24302	425486 425486	54853 54853	7295
SALT TABLE 100 U KINGDOM 400 U STATES	CWT 90 35 125	469 2116 2585	90 655 745	469 13499 13968	7296
SALT FOR FISHERIES 224 JAMAICA 227 SAHAMAS 344 ITALY 372 SPAIN	CWT 21437 7616 46627 75680	3541 1445 7598 12584	23274 53536 50400 173837	3844 9633 7560 28635 7598	7297
SALT IN BULK N O P 400 U STATES	CWT 195549 195549	43648 43648	624401 624401	138524 138524	7298
SALT IN BAGS BARRELS 100 U KINGDOM 400 U STATES	CWT 1022 32110 33132	1619 26598 28217	2207 84141 86348	3600 62266 65866	7299
SULPHUR AND BRIMSTONE 400 U STATES	CWT 200897 200897	247048 247048	603914 603914	740237 740237	7300
MINERAL SUBSTANCES N O P 100 U KINGDOM 207 UN SO AFR 231 HONG KONG 318 DENMARK 327 FRANCE 335 GERMANY W 344 ITALY 354 NETHRLNDS 376 SWITZRLND 400 U STATES		10628 995 440 1244 382 455490 469179		23479 10625 207 168 1373 4307 3821 382 128 1350302 1394792	7301
VERMICULITE CRUDE 400 U STATES		12854 12854		64050 64050	7302
ASPHALT TILE FOR FLOORING 400 U STATES	SO FT 113199 113199	12907 12907	357218 357218	33526 33526	7303
ANDALUSITE KYANITE MULLITE ETC 400 U STATES	CWT 3355 3355	11425 11425	7715 7715	31196 31196	7304

IMPORTS INTO CANADA FOR CONSUMPTION

Articles and Countries from which Imported	MONTH OF MARCH 1957		THREE MONTHS ENDED MARCH 1957		Class Number
	Quantities	Values (\$)	Quantities	Values (\$)	
<u>GROUP B</u>					
<u>CHEMICALS AND ALLIED PRODUCTS</u>					
ACID BORACIC 25 LBS OR OVER 400 U STATES	LB 217600	13220	771348	69644	8001
	217600	13220	771348	69644	
ACID HYDROFLUOSILICIC 400 U STATES	LB 33245	1816	64600	5232	8002
	33245	1816	64600	5232	
ACID MURIATIC 400 U STATES	LB 173445	1991	661414	8688	8003
	173445	1991	661414	8688	
ACETYSALICYLIC ACID 100 U KINGDOM 400 U STATES	LB 93432	49742	194662	103414	8004
	42850	19491	67150	30642	
	136282	69233	261812	134056	
ACID NITRIC 400 U STATES	LB 33527	2427	82940	5909	8005
	33527	2427	82940	5909	
ACID PHOSPHORIC 400 U STATES	LB 1412	322	61773	4201	8006
	1412	322	61773	4201	
ACID SULPHURIC 400 U STATES	LB 292862	5569	801351	18894	8008
	292862	5569	801351	18894	
ACID LACTIC 100 U KINGDOM 335 GERMANY W 354 NETHRLNDS 400 U STATES	LB 9747	1657	16441	3312	8009
	2205	419	3605	917	
	4630	1124	4630	1124	
	2550	487	9799	1500	
	19132	3687	34475	6853	
ACID NICOTINIC 327 FRANCE 400 U STATES	LB 444	1921	444	1921	8010
	110	360	110	360	
	554	2281	554	2281	
SALICYLIC ACID 100 U KINGDOM 400 U STATES	LB 5438	2125	6720	3755	8011
	5438	2125	6688	2558	
			13408	6313	
ACID ACETIC AND PYROLIGNEOUS 400 U STATES	GAL 70	134	313	260	8012
	70	134	313	260	
ACID CRESYLIC 100 U KINGDOM 400 U STATES	LB 16670	1512	51037	4023	8015
	28865	2526	35302	3174	
	45535	4038	86339	7197	
XANTHATES FOR ORES 335 GERMANY W 400 U STATES	LB 1433	316	1433	316	8016
	638600	165338	1812270	470758	
	640033	165654	1813703	471074	
ACID OXALIC 335 GERMANY W 354 NETHRLNDS 400 U STATES	LB 19445	2107	22200	2634	8017
	2341	355	11023	1104	
	21786	2462	49986	8275	
ACID TANNIC 100 U KINGDOM 376 SWITZRLND 400 U STATES	LB 200	359	2350	2036	8020
	200	359	4404	4491	
			2600	3878	
			9354	10405	
TARTARIC ACID CRYSTAL OR POWD 100 U KINGDOM 400 U STATES	LB 61600		61600	21351	8021
			600	492	
			62200	21843	
ACIOS N O P 100 U KINGDOM 318 DENMARK 327 FRANCE 335 GERMANY W 344 ITALY 352 MEXICO 376 SWITZRLND 400 U STATES	LB 46810	13224	170151	45309	8022
	1025	1522	441	657	
	101090	16949	1240	1825	
	77	896	191866	54245	
	1320	576	77	896	
			1322	1152	
			110	1344	
	767389	188526	1997825	459582	
	917711	221693	2363032	565010	
ACID ARSENIC 400 U STATES	LB 205811	7141	414614	14532	8023
	205811	7141	414614	14532	
ASCORBIC ACID 376 SWITZRLND 400 U STATES		31952		7420	8024
		31952		57119	
				64539	
ACID FORMIC 335 GERMANY W 354 NETHRLNDS 400 U STATES	LB 80963	8078	135943	13391	8025
	3086	336	3086	336	
	381	216	2696	470	
	84430	8630	141725	14197	
ACID CHROMIC 100 U KINGDOM 335 GERMANY W 400 U STATES	LB 89340	23842	10000	2576	8026
	89340	23842	4409	1011	
			266540	70819	
			280949	74406	

IMPORTS INTO CANADA FOR CONSUMPTION

Articles and Countries from which Imported	MONTH OF MARCH 1957		THREE MONTHS ENDED MARCH 1957		Class Number
	Quantities	Values (\$)	Quantities	Values (\$)	
ACID CARBOLIC OR PHENOL 400 U STATES	LB 502120	86766	1542280	267395	8027
AMYL ALCOHOL 400 U STATES	GAL 502120	86766	1542280	267395	8032
BUTYL ALCOHOL 100 U KINGDOM 400 U STATES	LB 320 65585 65905	115 7508 7623	320 132895 133215	115 15498 15613	8034
METHYL ETHYL KETONE ETC 400 U STATES	LB 541520	84726	1305831	169754	8035
ETHYL AND METHYL ALCOHOL 381 ALASKA 400 U STATES	GAL 36 2258 2294	171 2071 2242	169 548185 548354	609 189291 189900	8036
RUM TO BE DENATURED 224 JAMAICA	P GAL		226	247	8037
ISOPROPYL ALCOHOL 400 U STATES	GAL 5331	23714	5734	24145	8038
CELLULOSE ACETATE PHOTO FILM 400 U STATES		135199		329862	8046
COLLODION FOR FILMS ENGRAVERS	GAL	135199		329862	8047
CAFFEINE AND SALTS 335 GERMANY W 376 SWITZRLND	LB 4500	8938	21115 4400	42777 8034	8052
COCAINE	OZ 4500	8938	25515	50811	8053
CODEINE AND SALTS 100 U KINGDOM 215 INDIA 335 GERMANY W	OZ		14676 5000 500	69467 32476 2024	8054
OPIUM DERIVATIVES N O P 100 U KINGDOM 215 INDIA 327 FRANCE 354 NETHRLNDS 400 U STATES	OZ 42	108	376 50 42 635 105	898 440 108 687 430	8056
OPIUM 100 U KINGDOM	LB 128	366	1208	2563	8057
QUININE SALTS 400 U STATES	OZ 16000	6144	21300	7591	8059
STRYCHNINE AND SALTS 100 U KINGDOM	OZ 16000	6144	21300	7591	8060
PREPARATIONS WEED KILLING 100 U KINGDOM 400 U STATES		111638 386988 498626		220303 542190 762493	8069
NICOTINE AND SALT FOR SPRAYING 100 U KINGDOM 400 U STATES	LB 3000	2183	3000 3188	2183 1817	8070
CHLOROPICRIN INSECTICIDES 400 U STATES		6427	6188	4000	8071
SPRAYS IN PKGS NOT OVER 3 LBS 100 U KINGDOM 335 GERMANY W 400 U STATES		1609 77 30905 32591		2283 154 81506 83943	8072
DISINFECTANTS DIPS SPRAYS NOP 100 U KINGDOM 327 FRANCE 335 GERMANY W 359 NORWAY 376 SWITZRLND 400 U STATES		10232 12149 13758 789428 825567		68787 3809 27776 301 27577 2201629 2329879	8073
MEDICINAL PREPARATIONS DRY 100 U KINGDOM 231 HONG KONG 234 AUSTRALIA 306 BELGIUM 318 DENMARK 327 FRANCE 335 GERMANY W 347 JAPAN 354 NETHRLNDS 376 SWITZRLND 400 U STATES		35577 2767 2052 2151 232 5337 2317 498 1385 81332 411755 545403		148071 10244 2052 2151 232 19769 17827 627 1385 129968 1332341 1664667	8074
MEDICINAL PREPARATIONS LIQUID 100 U KINGDOM 231 HONG KONG 327 FRANCE 335 GERMANY W		3155 631 748 180		8348 1364 6092 1211	8075

IMPORTS INTO CANADA FOR CONSUMPTION

Articles and Countries from which Imported	MONTH OF MARCH 1957		THREE MONTHS ENDED MARCH 1957		Class Number
	Quantities	Values (\$)	Quantities	Values (\$)	
344 ITALY		300		300	
347 JAPAN		269		371	
375 SWEDEN				309	
376 SWITZRLND		1209		4128	
400 U STATES		195510		486277	
		202002		508400	
MEDICINAL PREPARATIONS OTHER					8076
231 HONG KONG		475		1495	
327 FRANCE				26907	
344 ITALY		92		92	
400 U STATES		12032		24740	
		12599		53234	
MEDICATED WINES UNDER 40 PROOF	GAL				8077
MENTHOL NATURAL OR SYNTHETIC					8078
309 BRAZIL				28794	
313 CHINA				5783	
354 NETHRLNDS		4170		4170	
393 TAIWAN		3677		3677	
400 U STATES		15926		23100	
		23773		65524	
PAPAIN					8079
100 U KINGDOM		845		845	
203 B E AFR		8160		8160	
400 U STATES		575		6342	
		9580		15347	
SPIRITS AND STRONG WATERS	GAL				8081
100 U KINGDOM	5	83	77	576	
231 HONG KONG	804	2976	2827	10328	
327 FRANCE	1	146	1	146	
335 GERMANY W	4	200	5	278	
344 ITALY	1	82	1	82	
376 SWITZRLND	1	60	1	60	
400 U STATES	214	3664	370	7118	
	1030	7211	3282	18588	
EXTRACT OF CASCARA SAGRADA					8082
400 U STATES		6619		15229	
		6619		15229	
PENICILLIN AND PRODUCTS					8083
100 U KINGDOM		5291		6230	
305 AUSTRIA		9600		15776	
318 DENMARK		7141		7141	
400 U STATES		69469		210767	
		91501		239914	
STREPTOMYCIN AND PRODUCTS					8084
100 U KINGDOM				1465	
400 U STATES		17909		30116	
		17909		31581	
SULPHA DRUGS					8085
100 U KINGDOM		1275		20584	
318 DENMARK				9887	
327 FRANCE				14567	
354 NETHRLNDS		1881		10243	
376 SWITZRLND		4589		4589	
400 U STATES		11686		44285	
		19431		104155	
ANTIBIOTICS N O P					8086
100 U KINGDOM		5070		20672	
327 FRANCE				1450	
400 U STATES		336456		1028600	
		341526		1050722	
ANILINE DYES 1 LB OR OVER	LB				8091
100 U KINGDOM	77319	91182	197628	237646	
306 BELGIUM			6218	5932	
327 FRANCE	26823	28241	33580	39750	
335 GERMANY W	38854	53958	106007	142041	
354 NETHRLNDS	5512	4820	9142	7383	
376 SWITZRLND	68066	127510	171814	313581	
400 U STATES	368785	457376	1151446	1522733	
	585359	763087	1675835	2269066	
ANILINE AND COAL TAR DYES NOP	LB				8092
400 U STATES	2690	19070	9021	46325	
	2690	19070	9021	46325	
ANILINE OIL CRUDE	LB				8093
400 U STATES			4650	897	
			4650	897	
ANILINE SALTS AND ALIZARIN	LB				8094
100 U KINGDOM	1700	2921	4840	13061	
400 U STATES	265	283	265	283	
	1965	3204	5105	13344	
COAL TAR BASE OR SALT FOR DYES	LB				8095
100 U KINGDOM	7305	12372	18495	20533	
306 BELGIUM			936	869	
335 GERMANY W	10168	11017	39079	38836	
344 ITALY			22685	13639	
376 SWITZRLND	4450	2863	6744	4747	
400 U STATES	30344	37139	106739	126990	
	52267	63391	194678	205614	
CAMWOOD AND SUMAC AND EXTRACT	CWT				8103
400 U STATES			19	215	
			19	215	
CHEM COMP FOR OYEING TANNG NOP	CWT				8104
100 U KINGDOM	80	1250	569	11752	
335 GERMANY W	584	14212	1744	39773	
344 ITALY	22	1967	22	1967	
376 SWITZRLND	251	10746	416	18328	

IMPORTS INTO CANADA FOR CONSUMPTION

Articles and Countries from which Imported	MONTH OF MARCH 1957		THREE MONTHS ENDED MARCH 1957		Class Number
	Quantities	Values (\$)	Quantities	Values (\$)	
400 U STATES	15400	96118	45182	275083	
BASIC CHROMIC SULPHATE	16337	124293	47933	346903	
100 U KINGDOM	CWT 360	2769	1550	11990	8105
335 GERMANY W	330	2983	660	5966	
400 U STATES	2482	24930	5630	56324	
INDIGO INDIGO PASTE OR EXTRACT	3172	30682	7840	74280	
100 U KINGDOM	CWT 1	92	273	21638	8106
400 U STATES	1	92	1	92	
IRON AND RED LIQUOR FOR DYEING	CWT 1	92	274	21730	8107
400 U STATES	5	50	5	50	
LOGWOOD AND FUSTIC EXTRACT	5	50	5	50	
400 U STATES	CWT 52	2065	182	6360	8109
QUEBRACHO EXTRACT	52	2065	182	6360	
304 ARGENTINA	CWT 3483	39381	14933	165079	8111
400 U STATES	938	9289	1040	10202	
TERRA JAPONICA GAMBIE CUTCH	4421	48670	15973	175281	
100 U KINGDOM	CWT 474	5446	530	6306	8113
TURMERIC	474	5446	530	6306	
215 INDIA	CWT 345	3713	467	5120	8114
224 JAMAICA	112	976	112	976	
400 U STATES	457	4689	67	712	
NON EDIBLE SEEDS BEANS NUTS	CWT 457	4689	646	6808	8115
100 U KINGDOM			1	97	
224 JAMAICA			336	1002	
400 U STATES	159	1185	255	3994	
CHESTNUT EXTRACT	159	1185	592	5093	
344 ITALY	CWT 3049		3049	27511	8116
SPRUCE EXTRACT			3049	27511	
400 U STATES	CWT 271		271	1547	8117
MYROBALAN EXTRACT			271	1547	
400 U STATES	CWT 1108		1108	7234	8118
WATTLE EXTRACT			1108	7234	
203 B E AFR	CWT 499	4100	558	5210	8119
207 UN SO AFR	20	269	5322	43239	
400 U STATES	519	4369	581	5428	
HEMLOCK EXTRACT	CWT 519	4369	6461	53877	8120
400 U STATES	9	73	187	1308	
EXTRACTS N O P DYEING TANNING	9	73	187	1308	
100 U KINGDOM	CWT 112	871	113	1563	8121
219 BEL OTHER			45	391	
234 AUSTRALIA	226	1757	226	1757	
335 GERMANY W			3	57	
379 TURKEY			276	2526	
400 U STATES	2161	11327	7792	39128	
BINITROTOLUOL FOR EXPLOSIVES	2499	13955	8455	45422	
400 U STATES	LB 10000	5376	10000	5376	8131
NITRATE COMPOUNDS NOP FOR EXPL	10000	5376	10000	5376	
400 U STATES	LB 110400	11658	295450	32494	8132
BLASTING AND MINING POWDER	110400	11658	295450	32494	
DYNAMITE AND NITRO GLYCERINE	LB 2850	1214	2850	1214	8133
400 U STATES	2850	1214	2850	1214	
FIREWORKS FIRECRACKERS	LB 2850	1214	2850	1214	8134
100 U KINGDOM		14106		27702	8135
231 HONG KONG		3685		58710	
335 GERMANY W		1123		1123	
347 JAPAN				1643	
375 SWEDEN		9061		9061	
400 U STATES		5223		24030	
FUSE NON METALLIC		33198		122269	
100 U KINGDOM				69	8136
400 U STATES		1112		5867	
GUN RIFLE SPORTING POWDER		1112		5936	
100 U KINGDOM	LB 40000	11161	40000	11161	8137
400 U STATES	61237	55522	105810	93952	
EXPLOSIVES N O P	101237	66683	145810	105113	
400 U STATES	LB 30091	22781	69205	51296	8138
NITROGEN SOLUTION	30091	22781	69205	51296	
400 U STATES	CWT 63652	191436	202839	555824	8149
NITROGEN FERTILIZER N O P	63652	191436	202839	555824	
359 NORWAY	CWT 430	614	200	541	8150
400 U STATES	430	614	430	614	
	430	614	630	1155	

IMPORTS INTO CANADA FOR CONSUMPTION

131

Articles and Countries from which Imported	MONTH OF MARCH 1957		THREE MONTHS ENDED MARCH 1957		Class Number
	Quantities	Values (\$)	Quantities	Values (\$)	
AMMONIUM SULPHATE	CWT				8151
100 U KINGDOM	785	2404	1639	4957	
400 U STATES	1366	3718	3147	7899	
	2151	6122	4786	12856	
BASIC SLAG	CWT				8152
POTASH MURIATE OF	CWT				8155
327 FRANCE			120500	193260	
335 GERMANY W	75000	81725	75000	81725	
400 U STATES	227227	251936	405948	461869	
	302227	333661	601448	736854	
POTASH SULPHATE OF	CWT				8156
400 U STATES	27822	43980	52368	84322	
	27822	43980	52368	84322	
SODA NITRATE OR CUBIC NITRE	CWT				8157
312 CHILE	1806	4838	3406	8815	
400 U STATES	11400	26204	26636	62999	
	13206	31042	30042	71814	
TRIPLE SUPERPHOSPHATE	CWT				8161
400 U STATES	40932	90326	62584	139211	
	40932	90326	62584	139211	
SUPERPHOSPHATE N O P	CWT				8162
400 U STATES	240168	233649	662606	620239	
	240168	233649	662606	620239	
PHOSPHATE FERTILIZER N O P	CWT				8163
400 U STATES	3575	11415	8062	34000	
	3575	11415	8062	34000	
SULPHATE OF POTASH MAGNESIA	CWT				8164
400 U STATES	5816	4070	10398	7028	
	5816	4070	10398	7028	
POTASH FERTILIZER N O P	CWT				8165
FERTILIZER MIXED	CWT				8166
100 U KINGDOM	241	1881	241	1881	
400 U STATES	35581	136885	43863	180128	
	35822	138766	44104	182009	
FERTILIZER MATERIALS N O P	CWT				8167
400 U STATES	12733	42387	30400	74370	
	12733	42387	30400	74370	
LITHARGE	CWT				8171
100 U KINGDOM			251	4268	
400 U STATES	1399	25710	4808	85943	
	1399	25710	5059	90211	
LEAD RED DRY ORANGE MINERAL	LB				8172
100 U KINGDOM			14000	2375	
400 U STATES			4700	901	
			18700	3276	
LEAD WHITE DRY	LB				8173
400 U STATES	2327	824	2327	824	
	2327	824	2327	824	
LEAD WHITE GROUND IN OIL	LB				8174
400 U STATES			5146	1034	
			5146	1034	
ANTIMONY OXIDE	LB				8179
100 U KINGDOM			40000	9126	
400 U STATES	27200	6767	32937	8416	
	27200	6767	72937	17542	
LAMP BLACK	LB				8180
400 U STATES	7250	1659	32354	6419	
	7250	1659	32354	6419	
TITANIUM OXIDE	LB				8181
100 U KINGDOM	1346000	292837	4874760	988510	
335 GERMANY W			330	190	
400 U STATES	5342004	759756	16117329	2264886	
	6688004	1052593	20992419	3253586	
CARBON BLACK	LB				8182
400 U STATES	3870894	234664	11757267	737785	
	3870894	234664	11757267	737785	
BONE BLACK AND IVORY BLACK	LB				8183
400 U STATES	29370	5137	41370	7217	
	29370	5137	41370	7217	
BLANC FIXE	LB				8184
100 U KINGDOM			3280	960	
335 GERMANY W			64136	1899	
400 U STATES	13369	1505	54000	4623	
	13369	1505	121416	7552	
BRONZE POWDER	LB				8185
100 U KINGDOM			68	69	
335 GERMANY W			1389	844	
400 U STATES	890	1298	3535	4914	
	890	1298	4992	5827	
LITHOPONE	LB				8186
100 U KINGDOM	4000	743	44000	3380	
306 BELGIUM			40000	2396	
335 GERMANY W			40000	3984	
354 NETHRLNOR	40000	2440	40000	2440	
400 U STATES	110451	10677	371511	30992	
	154451	13860	535511	43192	
OXIDE OF COBALT	LB				8187
400 U STATES	1000	2006	3000	6784	
	1000	2006	3000	6784	
OXIDE OF COPPER	LB				8188
100 U KINGDOM	6720	3052	73520	32931	
400 U STATES	1000	432	3845	3770	
	7720	3484	77365	36701	

IMPORTS INTO CANADA FOR CONSUMPTION

Articles and Countries from which Imported	MONTH OF MARCH 1957		THREE MONTHS ENDED MARCH 1957		Class Number
	Quantities	Values (\$)	Quantities	Values (\$)	
OXIDES FILLERS COLOURS DRY NOPS	LB				8189
100 U KINGDOM	91034	44934	248857	99670	
318 DENMARK	23457	2030	25457	3950	
327 FRANCE			35	154	
335 GERMANY W	22848	1284	175092	10383	
354 NETHRLNDS			200	179	
372 SPAIN			122399	2553	
376 SWITZRLNO	165	367	165	367	
400 U STATES	671042	247080	1698210	736427	
	808546	295695	2270415	853683	
PARIS GREEN DRY	LB				8190
400 U STATES	500	137	32500	8892	
	500	137	32500	8892	
SATIN WHITE	LB				8191
400 U STATES	26204	440	239190	4028	
	26204	440	239190	4028	
ULTRAMARINE BLUE DRY OR PULP	LB				8192
100 U KINGDOM	8903	1776	24373	4692	
400 U STATES	10460	2827	31660	8990	
	19363	4603	56033	13682	
ZINC WHITE OXIDE	LB				8193
100 U KINGDOM	62400	7236	62400	7236	
400 U STATES	233204	30997	398304	54258	
	295604	38233	460704	61494	
OXIDE OF TIN	LB				8194
100 U KINGDOM	2016	1912	8500	7821	
	2016	1912	8500	7821	
OCHRES SIENNAS AND UMBERS	LB				8201
100 U KINGDOM			24900	817	
335 GERMANY W			220	149	
400 U STATES	465355	11872	691836	21523	
	465355	11872	716956	22489	
PUTTY	LB				8202
100 U KINGDOM			600	60	
400 U STATES	31792	6378	89005	15399	
	31792	6378	89605	15459	
ARTISTS AND CHILDRENS COLOURS					8211
100 U KINGDOM		14909		37789	
327 FRANCE		51		1482	
335 GERMANY W		274		880	
347 JAPAN		318		519	
354 NETHRLNDS				276	
400 U STATES		27413		73748	
		42965		114694	
GOLD LIQUID PAINT					8212
400 U STATES				1072	
				1072	
LIQUID FILLERS AND PAINTS NOPS	GAL				8213
100 U KINGDOM	361	2847	1616	7021	
236 NEW ZEAL			40	260	
335 GERMANY W	31	325	498	950	
354 NETHRLNDS			45	381	
359 NORWAY	220	919	220	919	
376 SWITZRLND			90	147	
400 U STATES	50478	181056	132047	515228	
	51090	185147	134556	524906	
SPIRIT VARNISHES AND LACQUERS	GAL				8214
100 U KINGDOM	154	1106	603	4424	
318 DENMARK			50	232	
335 GERMANY W	91	596	241	1695	
376 SWITZRLND	33	382	33	382	
400 U STATES	5815	27934	21349	98774	
	6093	30018	22276	105507	
STAINS AND OXIOES	LB				8215
100 U KINGDOM	466	639	4444	4456	
400 U STATES	28603	24840	74587	67650	
	29069	25479	79031	72106	
VARNISHES LACQUERS JAPANS NOPS	GAL				8216
100 U KINGDOM	436	1887	1079	4552	
318 DENMARK	49	122	49	122	
375 SWEDEN	440	1097	440	1097	
400 U STATES	27084	83442	67822	207631	
	28009	86548	69390	213402	
ALCOHOLIC PERFUMES UNDER 4 OZ					8221
100 U KINGDOM		1758		3164	
231 HONG KONG				55	
327 FRANCE		12032		45777	
335 GERMANY W		2944		8918	
344 ITALY		1042		2409	
354 NETHRLNDS				609	
400 U STATES		13270		31885	
		31046		92817	
ALCOHOLIC PERFUMES OVER 4 OZ	GAL				8222
100 U KINGDOM	44	4508	44	4508	
327 FRANCE	26	718	155	6402	
335 GERMANY W	18	352	40	868	
400 U STATES	30	274	94	1586	
	118	5852	333	13364	
PERFUMERY TOILET PREPARATIONS					8224
100 U KINGDOM		1412		9306	
327 FRANCE		6117		14795	
335 GERMANY W		12557		29648	
344 ITALY		552		1520	
354 NETHRLNDS		73		7444	
376 SWITZRLND		111		111	
400 U STATES		70244		181442	
		91066		244266	

IMPORTS INTO CANADA FOR CONSUMPTION

Articles and Countries from which Imported		MONTH OF MARCH 1957		THREE MONTHS ENDED MARCH 1957		Class Number	
		Quantities	Values (\$)	Quantities	Values (\$)		
CASTILE SOAP	400 U STATES	LB				8231	
			538	192	2373		942
			538	192	2373	942	
COMMON OR LAUNORY SOAP	100 U KINGDOM	LB				8232	
			2221	193	2221		193
	400 U STATES		137825	19336	353325	49481	
			140046	19529	355546	49674	
LIQUIO SOAP	400 U STATES	LB				8234	
			154470	27508	373210		83892
			154470	27508	373210	83892	
SOAP POWDERS AND FLAKES	100 U KINGDOM	LB				8235	
			507918	78589	13440		1093
	400 U STATES		507918	78589	1492109	229480	
			507918	78589	1505549	230573	
TOILET SOAP N O P	100 U KINGDOM			5170		12806	
		306 BELGIUM		832		889	
		327 FRANCE		2218		2218	
		335 GERMANY W		501		1924	
		354 NETHRLNDS				345	
		372 SPAIN				435	
		400 U STATES		7860		31291	
			16581		49908		
WHALE OIL SOAP	100 U KINGDOM	LB				8237	
			5251	620	7840		460
	400 U STATES		5251	620	8126	958	
			5251	620	15966	1418	
SOAP N O P	100 U KINGDOM			88		409	
		327 FRANCE				316	
		376 BWITZRLNO				135	
		400 U STATES		6290		23856	
			6378		24716		
ALUM IN BULK NOT CALCINEO	100 U KINGDOM	CWT				8251	
			900	2625	2060		6464
		335 GERMANY W			106		755
	400 U STATES		564	2896	1588	7192	
			1464	5521	3754	14411	
CHLORIDE OF ALUMINUM	400 U STATES	CWT				8252	
			1763	27219	5436		83709
			1763	27219	5436	83709	
SULPHATE OF IRON COPPERAS	100 U KINGDOM	CWT				8253	
			2078	2871	200		460
	400 U STATES		2078	2871	5952	9325	
			2078	2871	6152	9785	
SULPHATE OF ALUMINA ALUM CAKE	100 U KINGDOM	CWT				8254	
					21100		38936
		335 GERMANY W			1200		2016
	400 U STATES		6024	11579	19008	35426	
			6024	11579	41308	76378	
AMMONIA NITRATE	100 U KINGDOM	LB				8261	
			560	61	560		61
	400 U STATES		6800	734	120409	8202	
			7360	795	120969	8263	
SAL AMMONIAC	100 U KINGDOM	LB				8262	
			4480	348	164480		11118
		335 GERMANY W			11000		382
	400 U STATES		3250	667	14834	2350	
			7730	1015	190314	13850	
SAL AMMONIAC SKIMMINGS	400 U STATES	LB				8263	
			86000	8609	138793		14329
			86000	8609	138793	14329	
AMMONIA COMPOUNDS N O P	100 U KINGDOM	LB				8264	
			18487	2173	59351		5344
		335 GERMANY W			36155		1457
		354 NETHRLNDS			2240		289
	400 U STATES		844571	37918	2033551	73438	
			863058	40091	2131297	80528	
AMMONIA ANHYDROUS	400 U STATES	LB				8265	
			1833860	70416	6229572		233836
			1833860	70416	6229572	233836	
ANTIMONY SALTS TARTAR EMETIC	400 U STATES	LB				8271	
			1700	937	5339		3253
			1700	937	5339	3253	
ARSENOUS OXIDE ARSEN SULPHIOE	400 U STATES	LB				8273	
			300	124	300		124
			300	124	300	124	
COPPER SUBACETATE PRECIPITATE	400 U STATES	LB				8274	
COPPER SULPHATE	100 U KINGDOM	LB				8275	
			2240	271	192240		21837
		400 U STATES		46504	5933		135000
			48744	6204	327240	39807	
TIN BICHLORIDE TIN CRYSTALS	100 U KINGDOM	LB				8277	
			1000	664	1000		664
		400 U STATES		1590	1986		2855
			2590	2650	3855	3938	
ZINC CHLDRIE	100 U KINGDOM	LB				8278	
			2240	236	34080		3385
	400 U STATES		1500	216	27336	2856	
			3740	452	61416	6241	
ZINC SULPHATE	100 U KINGDOM	LB				8279	
			54880	1882	441744		18561
		306 BELGIUM			55000		3410
		335 GERMANY W			120000		3556
		400 U STATES		61000	4810		121900
			115880	6692	738644	33416	

IMPORTS INTO CANADA FOR CONSUMPTION

Articles and Countries from which Imported	MONTH OF MARCH 1957		THREE MONTHS ENDED MARCH 1957		Class Number
	Quantities	Values (\$)	Quantities	Values (\$)	
BISMUTH SALTS					
100 U KINGDOM		3536		3854	8291
LEAD ACETATE NOT GROUND		3536		3854	
400 U STATES	LB				8292
			500	110	
LEAD ARSENATE	LB		500	110	8293
LEAD NITRATE NOT GROUND	LB				
100 U KINGDOM			41440	6495	8294
400 U STATES		985	5592	1139	
		4992	47032	7634	
COMPDUNDS OF TETRAETHYL LEAD	LB				
400 U STATES		308584	1033991	367329	8295
		308584	1033991	367329	
BROMINE	LB				
400 U STATES		218	3461	2761	8301
		218	3461	2761	
CHLORINE LIQUID CHLORINE GAS	LB				
400 U STATES		5677430	18318660	513673	8303
		5677430	18318660	513673	
IODINE CRUDE	LB				
312 CHILE			9975	10533	8304
400 U STATES		1650	13402	14012	
		1650	23377	24545	
IODIZED SALTS FOR ANIMALS					
400 U STATES				1109	8305
		233		1109	
CALCIUM ARSENATE	LB				
400 U STATES		2000	2000	154	8311
		2000	2000	154	
CALCIUM CHLORIDE	CWT				
400 U STATES		27058	109385	157465	8315
		27058	109385	157465	
CHLORIDE OF LIME	CWT				
100 U KINGDOM		61	138	552	8316
347 JAPAN			44	607	
400 U STATES		641	1922	27181	
		702	2104	28340	
CALCIUM MOLYBDATE	LB				
400 U STATES		33000	41068	47937	8318
		33000	41068	47937	
CALCIUM COMPDS NOP EXC CITRATE	LB				
100 U KINGDOM		20512	24412	6464	8319
327 FRANCE			553	787	
354 NETHRLNDS		116844	116844	24700	
376 SWITZRLND			1100	2530	
400 U STATES		657114	1575812	160810	
		794470	1718721	195291	
CREAM OF TARTAR IN CRYSTALS	LB				
100 U KINGDOM			1120	310	8322
344 ITALY			12204	3193	
			13324	3503	
POTASH AND PEARL ASH	LB				
335 GERMANY W		8818	8818	799	8323
400 U STATES		42375	110865	9522	
		51193	119683	10321	
POTASH BICARBONATE	LB				
					8325
POTASH BICROMATE CRUDE	LB				
100 U KINGDOM			6100	987	8326
335 GERMANY W			2204	341	
400 U STATES		65500	124700	20977	
		65500	133004	22305	
POTASH CAUSTIC	LB				
335 GERMANY W		13095	34920	3035	8327
375 SWEDEN			500	118	
400 U STATES		648058	1838038	76401	
		661153	1873458	79554	
POTASH CHLORATE GROUND	LB				
376 SWITZRLND			32600	4987	8329
400 U STATES		650	744	328	
		650	33344	5315	
POTASH RED OR YELLOW PRUSSIAE	LB				
335 GERMANY W			2000	779	8330
354 NETHRLNDS		4480	4480	1279	
400 U STATES		1650	3583	1641	
		6130	10063	3699	
POTASH NITRATE OR SALTPETRE	LB				
400 U STATES			3750	757	8331
			3750	757	
POTASH COMPOUNDS M O P	LB				
100 U KINGDOM		14075	15175	4184	8332
354 NETHRLNDS			1543	344	
400 U STATES		127797	907247	147234	
		141872	923965	151762	
CLEANING COMPOUNDS SODIUM BASE	LB				
400 U STATES		1560349	4226149	508698	8337
		1560349	4226149	508698	
SODA BENZOATE	LB				
400 U STATES		500	20700	1821	8338
		500	20700	1821	
SODA BROMIDE	LB				
100 U KINGDOM		2200	9900	3213	8339
400 U STATES			310	282	
		2200	10210	3495	

IMPORTS INTO CANADA FOR CONSUMPTION

135

Articles and Countries from which Imported	MONTH OF MARCH 1957		THREE MONTHS ENDED MARCH 1957		Class Number
	Quantities	Values (\$)	Quantities	Values (\$)	
SODA CITRATE	400 U STATES	LB	4000	1235	8340
BAKING POWDER	335 GERMANY W	LB	695	173	8341
BORAX	400 U STATES	LB	4457611	132537	8342
GLAUBER SALTS	100 U KINGDOM	LB	1541	95	8343
	335 GERMANY W		110200	1209	
	400 U STATES		280000	4654	
SODA ARSENIATE BINARSENATE	100 U KINGDOM	LB	11200	1059	8344
	400 U STATES		22000	11584	
SODA ASH OR BARILLA	100 U KINGDOM	LB	249984	3601	8345
	400 U STATES		16043750	249760	
SODA BICARBONATE	100 U KINGDOM	LB	390000	6426	8346
	400 U STATES		772500	19489	
SODA BICHROMATE	100 U KINGDOM	LB	1162500	25915	8347
	207 UN SO AFR		224800	27060	
	335 GERMANY W		11000	1261	
	365 POLAND		404750	47000	
	400 U STATES		640550	75321	
SODA BISULPHATE OR NITRE CAKE	100 U KINGDOM	LB	10000	305	8348
	400 U STATES		93450	2198	
SODA BISULPHITE	100 U KINGDOM	LB	40600	2136	8349
	354 NETHRLNOS		2204	119	
	400 U STATES		22000	950	
SODA CAUSTIC IN PACKAGES	100 U KINGDOM	LB	39900	2218	8350
	375 SWEDEN		2015250	70046	
	400 U STATES		2055150	72264	
SODA CAUSTIC IN SOLUTION	400 U STATES	LB	16505590	213365	8352
SODA CHLORATE		LB	16505590	213365	8353
SODIUM CYANIDE	100 U KINGDOM	LB	277560	34188	8354
	400 U STATES		23000	4261	
SODIUM GLUTAMATE	313 CHINA	LB	300560	38449	8355
	400 U STATES		21992	24089	
SODA HYPOSULPHITE	100 U KINGDOM	LB	15680	529	8356
	400 U STATES		21992	24089	
SODA NITRITE	100 U KINGDOM	LB	174040	7380	8357
	335 GERMANY W		47040	2009	
	400 U STATES		2800	351	
SODA PEROXIOE	100 U KINGDOM	LB	115693	14555	8358
	400 U STATES		49840	2360	
SODA PHOSPHATE N O P	100 U KINGDOM	LB	115693	14555	8359
	400 U STATES		22886	4475	
SODA PRUSSIATE	335 GERMANY W	LB	138579	19030	8360
	400 U STATES		49840	2360	
SODA SAL	400 U STATES	LB	1050	54	8361
SODA SILICATE	100 U KINGDOM	LB	40000	1162	8362
	400 U STATES		500663	20655	
SODA SULPHATE CRUOE SALT CAKE	400 U STATES	LB	540663	21817	8363
SODA SULPHIDE	100 U KINGDOM	LB	2952780	26987	8364
	400 U STATES		2952780	26987	
	100 U KINGDOM	LB	36400	1662	
	400 U STATES		80202	3947	
			116602	5609	

IMPORTS INTO CANADA FOR CONSUMPTION

Articles and Countries from which Imported	MONTH OF MARCH 1957		THREE MONTHS ENDED MARCH 1957		Class Number	
	Quantities	Values (\$)	Quantities	Values (\$)		
SODA SULPHITE	100 U KINGDOM				8365	
	400 U STATES	178950	8084	672000		15120
		178950	8084	811430	28922	
SODIUM COMPOUNDS N O P				1483430	44042	8366
	100 U KINGDOM	96780	23316	232169	50920	
	318 DENMARK			11000	599	
	327 FRANCE	4345	5091	4345	5091	
	335 GERMANY W	1102	467	5260	1376	
	372 SPAIN			62125	2518	
	400 U STATES	1348827	120304	4320222	315273	
		1451054	149178	4635121	375777	
SODA PHOSPHATE DISODIUM					8367	
	400 U STATES	13000	1076	31000		2392
		13000	1076	31000	2392	
SODA PHOSPHATE TRISODIUM					8368	
	400 U STATES	74901	4281	195701		10716
		74901	4281	195701	10716	
SODA FLUORIDE					8369	
	100 U KINGDOM	1568	309	5664		821
	400 U STATES			2350	1926	
		1568	309	8014	2747	
SODA ANTIMONATE					8370	
	400 U STATES	36000	9193	76000		19615
		36000	9193	76000	19615	
ACID PHOSPHATE NOT MEDICINAL					8371	
	100 U KINGDOM	2200	1072	2200		1072
	400 U STATES	73295	8626	484233	45418	
		75495	9698	486433	46490	
BARIUM PEROXIDE					8372	
HYDROGEN PEROXIDES IN SOLUTION					8373	
	400 U STATES	292907	66295	613853		127403
		292907	66295	613853	127403	
MAGNESIUM CARBONATE					8374	
	100 U KINGDOM			30662		2206
	400 U STATES	1750	176	8700	787	
		1750	176	39362	2993	
MAGNESIUM SALTS COMPOUNDS NOP					8375	
	100 U KINGDOM	14500	3283	37441		13976
	335 GERMANY W			10912	172	
	400 U STATES	1583820	28019	4830743	94983	
		1598320	31302	4879096	109131	
MAGNESIUM SULPHATE EPSOM SALTS					8376	
	100 U KINGDOM	11200	302	23188		779
	335 GERMANY W	66069	446	211669	1848	
	400 U STATES	140200	3082	397200	8351	
		217469	3830	632057	10978	
MERCURY SALTS					8377	
	100 U KINGDOM		1612			7845
	400 U STATES		213		1012	
			1825		8857	
PHOSPHORUS AND COMPOUNDS N O P					8378	
	400 U STATES	731	1563	54569		9912
		731	1563	54569	9912	
RADIUM					8379	
	100 U KINGDOM		2173			10476
	306 BELGIUM		28794		28794	
	400 U STATES		1706		15562	
			32673		54832	
MOLYBDENUM OXIDE					8380	
	400 U STATES	70400	49430	201093		139568
		70400	49430	201093	139568	
ETHYL CHLORIDE					8388	
	335 GERMANY W			532		253
	400 U STATES	2267161	148406	5991996	402621	
		2267161	148406	5992528	402874	
ACETONE					8389	
	400 U STATES		246			1528
			246		1528	
ETHYLENE DICHLORIDE					8390	
	400 U STATES			11300		1085
				11300	1085	
AMYL ACETATE					8391	
	100 U KINGDOM		137			137
	400 U STATES		11841		12113	
			11978		12250	
BLACKING SHOE LEATHER DRESSING					8392	
	100 U KINGDOM		367			5597
	327 FRANCE				93	
	354 NETHRLNDR		1267		1267	
	375 SWEDEN		165		165	
	376 SWITZRLND				2184	
	400 U STATES		78607		263958	
			80406		273264	
BLUEING LAUNDRY					8393	
	100 U KINGDOM		4210			15743
	400 U STATES		3542		4753	
			7752		20496	
CAMPHOR NATURAL OR SYNTHETIC					8394	
	100 U KINGDOM			2090		899
	393 TAIWAN			1000	381	
	400 U STATES	4800	2869	11414	6998	
		4800	2869	14504	8278	
CARBON BISULPHIDE N O P					8395	
	400 U STATES	1412	272	1412		272
		1412	272	1412	272	

IMPORTS INTO CANADA FOR CONSUMPTION

137

Articles and Countries from which Imported	MONTH OF MARCH 1957		THREE MONTHS ENDED MARCH 1957		Class Number
	Quantities	Values (\$)	Quantities	Values (\$)	
CARBON TETRACHLORIDE	LB				8396
400 U STATES	3866	464	4138	544	
	3866	464	4138	544	
CHLOROFORM	LB				8397
400 U STATES	29122	6751	64497	12303	
	29122	6751	64497	12303	
CYANIDE OF POTASSIUM	LB				8398
100 U KINGDOM	5040	1658	28976	8215	
400 U STATES	1096	452	2796	1171	
	6136	2110	31772	9386	
ETHYLENE GLYCOL FOR ANTIFREEZE	LB				8399
ETHYLENE GLYCOL N O P	LB				8400
400 U STATES	2172	370	6995	1991	
	2172	370	6995	1991	
FORMALDEHYDE	LB				8401
400 U STATES	773678	30498	1622712	64536	
	773678	30498	1622712	64536	
GLYCERINE CRUDE	LB				8402
400 U STATES	327780	55617	996170	164970	
	327780	55617	996170	164970	
GLYCERINE FOR EXPLOSIVES	LB				8403
100 U KINGDOM			56000	11379	
400 U STATES	82530	20640	164710	41259	
	82530	20640	220710	52638	
GLYCERINE N O P	LB				8404
400 U STATES			45028	12758	
			45028	12758	
INK PRINTING	LB				8405
100 U KINGDOM	28296	12739	86601	39558	
305 AUSTRIA	346	134	613	231	
318 DENMARK	1088	751	2752	1839	
335 GERMANY W	6113	3642	12978	8592	
400 U STATES	116006	68211	422573	203549	
	151849	85477	525517	253769	
INK ROTOGRAVURE	LB				8406
400 U STATES	145274	28598	282392	58110	
	145274	28598	282392	58110	
INK WRITING					8407
100 U KINGDOM		330		330	
400 U STATES		10408		24885	
		10738		25215	
NAPHTHALENE FLAKES AND BALLS	LB				8408
400 U STATES			10000	1053	
			10000	1053	
NITROUS ETHER	GAL				8409
100 U KINGDOM			12	57	
400 U STATES	10	173	10	173	
	10	173	22	230	
CHEMICALS FOR SYNTHETIC RESINS	LB				8410
400 U STATES	104585	25855	292583	69602	
	104585	25855	292583	69602	
SULPHURIC ETHER	LB				8411
100 U KINGDOM	200	131	760	288	
400 U STATES	94522	11975	162665	23676	
	94722	12106	163425	23964	
THEOBROMINE DIMETHYL SULPHATE	LB				8412
POLISH KNIFE OR OTHER N O P					8413
100 U KINGDOM		758		6669	
318 DENMARK		143		143	
335 GERMANY W		1690		4331	
359 NORWAY				54	
375 SWEDEN				545	
400 U STATES		45954		138751	
		48545		150493	
VANILLIN	LB				8414
100 U KINGDOM	1400	5710	1950	8018	
400 U STATES			150	400	
	1400	5710	2100	8418	
ALL OTHER DRUGS CHEMICALS N O P					8415
100 U KINGDOM		274302		815109	
231 HONG KONG		4981		12101	
236 NEW ZEAL				4744	
306 BELGIUM		2630		4471	
317 CZECHOS				1035	
318 DENMARK		9277		14180	
327 FRANCE		56831		129200	
335 GERMANY W		46550		145245	
344 ITALY		354		5675	
347 JAPAN		6222		9085	
352 MEXICO				1543	
354 NETHRLNDS		8577		23605	
375 SWEDEN		2189		4044	
376 SWITZRLND		100155		166908	
387 VENEZUELA		882		882	
400 U STATES		4252158		15188771	
		4765108		16526598	
PHTHALIC ANHYDRIDE	LB				8416
306 BELGIUM			55120	8014	
335 GERMANY W			29121	4778	
344 ITALY	114227	18505	283462	44569	
365 POLAND			110200	14900	
400 U STATES			28240	6295	
	114227	18505	506143	78556	

IMPORTS INTO CANADA FOR CONSUMPTION

Articles and Countries from which Imported	MONTH OF MARCH 1957		THREE MONTHS ENDED MARCH 1957		Class Number
	Quantities	Values (\$)	Quantities	Values (\$)	
MATERIALS NOP FOR PLASTICS					8422
100 U KINGDOM				838	
335 GERMANY W				35751	
354 NETHRLNDS				4724	
400 U STATES		746614		2194259	
		746614		2235572	
CASINGS SYNTHETIC FOR MEATS	LB				8423
335 GERMANY W	423	791	1509	3165	
400 U STATES	17455	23457	58451	80571	
	17878	24248	59960	83736	
TUNGSTEN CARBIDE IN TUBES					8425
400 U STATES		9928		21852	
		9928		21852	
BUTADIENE					8428
400 U STATES		429540		1598635	
		429540		1598635	
ETHYL BENZENE	GAL				8429
GASOLINE ANTI OXIDANTS	LB				8430
400 U STATES	38458	25138	159278	112929	
	38458	25138	159278	112929	
SYNTHETIC RESIN GLUE	LB				8431
100 U KINGDOM			428	190	
335 GERMANY W			3259	1797	
400 U STATES	232353	71285	579237	174662	
	232353	71285	582924	176649	
RIBOFLAVIN					8432
376 SWITZRLND		6906		11507	
400 U STATES		18726		43632	
		25632		55139	
YEAST DEAD OR INACTIVE	LB				8433
400 U STATES	55728	13837	112943	31014	
	55728	13837	112943	31014	
CATALYSTS PETROLEUM REFINING					8434
100 U KINGDOM		2668		51761	
400 U STATES		306281		1578203	
		308949		1629964	
FATTY ALCOHOLS					8435
335 GERMANY W		1363		4177	
400 U STATES		65726		197447	
		67089		201624	
MATERIALS NOP FOR CHROM OXIDE					8436
FLUORESCENT COATING OR POWDER	LB				8437
400 U STATES	8513	31182	26859	101779	
	8513	31182	26859	101779	
CELLULOSE ESTERS NO ADMIXTURE					8500
400 U STATES		200511		518913	
		200511		518913	
CELLULOSE COMPD8 MOULDING ETC					8530
400 U STATES		61908		297782	
		61908		297782	
CELLULOSE PLASTICS FOAMD EXPND					8550
318 OENMARK				144	
335 GERMANY W				10104	
400 U STATES		1097		1876	
		1097		12124	
CELLULOSE COMPOUNDS N O P					8570
400 U STATES		3132		12648	
		3132		12648	
CELLULOSE PLASTIC PRIM SHAPES					8600
100 U KINGDOM		3657		7539	
335 GERMANY W		1071		1742	
344 ITALY		793		3467	
376 SWITZRLND				1310	
400 U STATES		156514		440443	
		162035		454501	
CELLUL PLAST SHAPES REINFORCED					8630
100 U KINGDOM				2537	
400 U STATES		23050		93305	
		23050		95842	
LAMINATD MOULDED CELL PLASTICS					8650
100 U KINGDOM		1499		6740	
400 U STATES		17725		69882	
		19224		76622	
CELL NITRATE ENGRAVING SHEETS					8670
100 U KINGDOM				336	
335 GERMANY W		1579		4346	
400 U STATES		11545		24808	
		13124		29490	
MFR8 OF CELLULOSE PLASTICS NOP					8700
100 U KINGDOM		9210		50463	
231 HONG KONG		94		313	
306 BELGIUM		117		117	
322 EGYPT				176	
327 FRANCE				94	
335 GERMANY W		1256		3156	
344 ITALY		331		331	
347 JAPAN		2002		3127	
354 NETHRLNDS		60		230	
375 SWEDEN		517		1379	
376 SWITZRLND				135	
400 U STATES		155714		405329	
		169301		464850	
MFR8 OF REGEN CELLULOSE NOP					8720
100 U KINGDOM		46122		117340	

IMPORTS INTO CANADA FOR CONSUMPTION

Articles and Countries from which Imported	MONTH OF MARCH 1957		THREE MONTHS ENDED MARCH 1957		Class Number
	Quantities	Values (\$)	Quantities	Values (\$)	
231 HONG KONG				308	
305 AUSTRIA				595	
335 GERMANY W		200		1273	
344 ITALY		97		97	
347 JAPAN		86		497	
359 NORWAY				280	
376 SWITZRLND		223		1416	
400 U STATES		99833		302338	
		146561		424144	
SYNTHETIC RESINS NO ADMIXTURE					8750
100 U KINGDOM		11220		25391	
327 FRANCE		3264		6328	
335 GERMANY W		1760		14062	
359 NORWAY		51		1096	
376 SWITZRLND		164		306	
400 U STATES		2139142		5540857	
		2155601		5588040	
SYNTHETIC RESINS IN SOLUTIONS					8770
335 GERMANY W		1583		5388	
400 U STATES		523140		1214219	
		524723		1219607	
SYNTH RESIN COMPS MOULDNG ETC					8800
100 U KINGDOM		22741		61155	
335 GERMANY W				502	
344 ITALY				1458	
400 U STATES		274132		901271	
		296873		964386	
SYNTH RESINS FOAMED EXPANDED					8830
100 U KINGDOM				64	
335 GERMANY W		18098		51051	
400 U STATES		47271		152847	
		65369		203962	
SYNTH RESIN COMPOSITIONS NOP					8850
335 GERMANY W		1471		1938	
344 ITALY		256		256	
400 U STATES		188705		558414	
		190432		560608	
SYNT OR PROT PLAST PRIM SHAPES					8870
100 U KINGDOM		67684		208868	
335 GERMANY W		18560		65657	
344 ITALY		530		3734	
347 JAPAN				881	
354 NETHRLNDS		289		289	
400 U STATES		812728		2345891	
		899791		2625320	
SYNTH RESIN SHAPES REINFORCED					8900
100 U KINGDOM		10232		10232	
400 U STATES		166847		459391	
		177079		469623	
LAMIN PLASTICS SYN RES BONDED					8930
100 U KINGDOM		676		10080	
400 U STATES		71708		185076	
		72384		195156	
MFRS OF SYNT RES OR PROT PLAST					8950
100 U KINGDOM		55519		102678	
224 JAMAICA		108		108	
231 HONG KONG				596	
305 AUSTRIA				789	
306 BELGIUM				67	
318 DENMARK		2429		3025	
327 FRANCE		3481		5891	
335 GERMANY W		7686		16145	
344 ITALY		3988		6070	
347 JAPAN		4394		12035	
354 NETHRLNDS		1248		1507	
359 NORWAY				2010	
375 SWEDEN		198		688	
376 SWITZRLND		324		888	
384 P RICO		12090		18132	
400 U STATES		1478117		3827932	
		1569582		3998561	

IMPORTS INTO CANADA FOR CONSUMPTION

Articles and Countries from which Imported	MONTH OF MARCH 1957		THREE MONTHS ENDED MARCH 1957		Class Number
	Quantities	Values (\$)	Quantities	Values (\$)	
<u>GROUP 9</u>					
<u>MISCELLANEOUS COMMODITIES</u>					
FILM FOR REPRODUCTION	FEET				9000
100 U KINGDOM	35832	1228	76156	3128	
400 U STATES	270353	16932	967003	56023	
	306185	18160	1043159	59151	
BAGATELLE OR OTHER GAME BOARDS					9001
100 U KINGDOM		1797		5307	
327 FRANCE		459		459	
335 GERMANY W				55	
400 U STATES		68202		195144	
		70458		200965	
BALLS CUES CUE RACKS CUE TIPS					9002
100 U KINGDOM		1633		5580	
327 FRANCE		128		1242	
335 GERMANY W				335	
400 U STATES		643		1887	
		2404		9044	
BILLIARD TABLES	NO				9003
100 U KINGDOM			1	182	
400 U STATES	18	860	26	1243	
	18	860	27	1425	
BALLS TENNIS	DOZ				9004
100 U KINGDOM	5634	12775	5986	13568	
	5634	12775	5986	13568	
BALLS ALL KINDS NOP FOR SPORTS					9005
100 U KINGDOM		3618		9734	
215 INDIA		734		907	
216 PAKISTAN		96		231	
234 AUSTRALIA				694	
306 BELGIUM		370		1236	
327 FRANCE		63		801	
335 GERMANY W				186	
347 JAPAN		286		639	
354 NETHRLNDS		796		796	
400 U STATES		24925		52541	
		30888		67765	
FILMS X RAY					9006
100 U KINGDDM		61388		161544	
306 BELGIUM		18813		113633	
400 U STATES		320689		623021	
		400690		898198	
GUN COVERS GAME BAGS					9007
347 JAPAN				316	
400 U STATES		1809		2731	
		1809		3047	
CRICKET BATS BALLS GLOVES					9008
100 U KINGDOM		4024		5260	
215 INDIA		164		164	
234 AUSTRALIA				256	
		4188		5680	
DOLLS					9009
100 U KINGDOM		3454		5098	
224 JAMAICA				237	
231 HONG KONG		551		3997	
327 FRANCE		129		331	
335 GERMANY W		351		567	
344 ITALY		5042		8530	
347 JAPAN		6832		15314	
365 POLAND		1212		1579	
400 U STATES		14272		27896	
		31843		63549	
FILMS PHOTOGRAPHERS					9010
100 U KINGDOM		44091		92415	
306 BELGIUM		22986		64524	
335 GERMANY W		3597		7136	
347 JAPAN		438		611	
400 U STATES		495030		1138428	
		566142		1303114	
FILMS CINEMATOGRAPH POSITIVES	FEET				9011
100 U KINGDOM	557506	40339	1490430	110836	
207 UN SO AFR	1100	88	1100	88	
231 HONG KONG	700	56	700	56	
234 AUSTRALIA			2940	777	
305 AUSTRIA	2000	160	4000	320	
317 CZECHO S	3907	322	3907	322	
322 EGYPT			4700	312	
327 FRANCE	519122	32704	1735069	96879	
335 GERMANY W	7475	635	43324	3201	
340 HUNGARY			4080	326	
344 ITALY	27491	2199	129471	10354	
347 JAPAN	2053	50	2943	121	
354 NETHRLNDS	935	152	1624	207	
376 SWITZRLND	800	64	26390	602	
380 USSR	10689	853	94096	6386	
400 U STATES	5221741	386113	15912110	1202638	
	6355519	463735	19456884	1433425	
FILMS FOR AERIAL PHOTOGRAPHY					9012
400 U STATES		616		1321	
		616		1321	

IMPORTS INTO CANADA FOR CONSUMPTION

Articles and Countries from which Imported	MONTH OF MARCH 1957		THREE MONTHS ENDED MARCH 1957		Class Number
	Quantities	Values (\$)	Quantities	Values (\$)	
FISHING RODS					9013
100 U KINGDOM		2605		9508	
347 JAPAN		26335		61682	
375 SWEDEN				658	
400 U STATES		64473		192318	
		93413		264166	
GOLF CLUBS AND FINISHED PARTS					9014
100 U KINGDOM		3095		7075	
400 U STATES		47239		72797	
		50334		79872	
MECHANICAL TOYS OF METAL					9016
100 U KINGDOM		4528		8916	
231 HONG KONG				2387	
305 AUSTRIA		308		308	
335 GERMANY W		5187		6923	
347 JAPAN		56881		148407	
400 U STATES		11202		38155	
		78106		205096	
METAL JUVENILE CONSTR SETS					9017
100 U KINGDOM		1417		1705	
400 U STATES		91		91	
		1508		1796	
TOYS OF ALL KINDS N O P					9018
100 U KINGDOM		59457		163443	
231 HONG KONG		6308		23123	
234 AUSTRALIA		338		507	
305 AUSTRIA				100	
306 BELGIUM				2951	
317 CZECHOS		894		1626	
318 DENMARK		12008		23181	
335 GERMANY W		16553		31806	
340 HUNGARY		1169		1169	
344 ITALY		207		1558	
347 JAPAN		114087		281412	
352 MEXICO				87	
354 NETHRLNDS		753		3231	
372 SPAIN				102	
375 SWEDEN		2107		3639	
376 SWITZRLND				79	
390 GERMANY E				3896	
400 U STATES		210669		571217	
		424550		1113127	
SPORTSMENS FISHING TACKLE N O P					9019
100 U KINGDOM		35553		107260	
231 HONG KONG		2119		6898	
234 AUSTRALIA		66		931	
317 CZECHOS				433	
327 FRANCE		29760		84644	
335 GERMANY W		10900		24878	
344 ITALY		4476		5588	
347 JAPAN		47031		103391	
359 NORWAY		11630		38119	
372 SPAIN		1164		2059	
375 SWEDEN		8969		26878	
376 SWITZRLND		3782		6061	
400 U STATES		422848		1230157	
		578298		1637297	
FILMS CINEMATOGRAPH NEGATIVE					9020
306 BELGIUM		1112		1553	
400 U STATES		10668		34222	
		11780		35775	
BRUSHES ARTISTS					9021
100 U KINGDOM		640		6558	
327 FRANCE		880		2602	
335 GERMANY W				2826	
347 JAPAN		319		1470	
400 U STATES		2472		8417	
		4311		21873	
BRUSHES PAINT AND VARNISH					9022
100 U KINGDOM		21124		82052	
335 GERMANY W		100		1518	
340 HUNGARY		343		343	
400 U STATES		4705		5996	
		26272		89909	
BRUSHES TOOTH					9023
100 U KINGDOM	DOZ	66	118	13666	11847
231 HONG KONG		1800	371	15300	3034
335 GERMANY W				35	50
400 U STATES		2479	2320	12007	12709
		4345	2809	41008	27640
BRUSHES TOILET N O P					9024
100 U KINGDOM		5342		24711	
231 HONG KONG		661		661	
306 BELGIUM				154	
317 CZECHOS		79		222	
327 FRANCE		3851		13117	
335 GERMANY W		2291		8879	
347 JAPAN				705	
354 NETHRLNDS				184	
387 VENEZUELA				693	
400 U STATES		18014		42460	
		30238		91786	
BRUSHES ALL OTHER N O P					9025
100 U KINGDOM		18715		44108	
231 HONG KONG		636		2162	
306 BELGIUM				130	

IMPORTS INTO CANADA FOR CONSUMPTION

Articles and Countries from which Imported	MONTH OF MARCH 1957		THREE MONTHS ENDED MARCH 1957		Class Number
	Quantities	Values (\$)	Quantities	Values (\$)	
317 CZECHOS				485	
318 DENMARK				483	
327 FRANCE		384		1300	
335 GERMANY W		3402		6501	
340 HUNGARY				50	
347 JAPAN		403		2297	
354 NETHRLNDS		1217		2262	
376 SWITZRLND				121	
400 U STATES		58842		154387	
		83599		214286	
PACKAGES CONTAINING GOODS					9030
100 U KINGDOM		304164		850659	
203 B E AFR		9		164	
205 RHOD NYAS		13		13	
207 UN SO AFR		1487		5341	
208 BSA OTHER				143	
215 INDIA		1948		4432	
216 PAKISTAN		187		529	
217 CEYLON		1771		6186	
218 MALAYA		15		176	
221 B GUIANA		661		2246	
223 BARBAOOS		1715		4544	
224 JAMAICA		1273		3489	
225 TRINIDAD		1236		4518	
228 LEEW WIND				24	
231 HONG KONG		14701		48113	
232 MALTA		229		908	
234 AUSTRALIA		2464		10305	
236 NEW ZEAL				88	
304 ARGENTINA		12821		20353	
305 AUSTRIA		1754		3234	
306 BELGIUM		8640		24377	
307 BEL CONGO				84	
309 BRAZIL		5722		10928	
313 CHINA		1420		6743	
314 COLOMBIA				243	
315 C RICA		360		370	
316 CUBA		324		686	
317 CZECHOS		13134		37351	
318 DENMARK		3740		8347	
321 ECUADOR				97	
326 FINLAND		373		793	
327 FRANCE		20535		53935	
328 FRAFRICA		430		1482	
335 GERMANY W		49203		136935	
336 GREECE		70		1081	
337 GUATEMALA				297	
338 HAITI				30	
340 HUNGARY				52	
344 ITALY		9934		28356	
347 JAPAN		115699		329363	
352 MEXICO		1123		3856	
354 NETHRLNDS		39427		69690	
355 INDONESIA				576	
359 NORWAY		358		813	
360 ISRAEL		229		1803	
364 PHIL				84	
365 POLAND		529		3307	
366 PORTUGAL		1280		3528	
367 AZORES		48		103	
372 SPAIN		2711		13929	
375 SWEDEN		8529		26927	
376 SWITZRLND		12350		29675	
381 ALASKA		60		60	
384 P RICO		1550		3669	
386 URUGUAY				4989	
388 YUGO SLAV		100		1174	
389 IRELAND		44		404	
390 GERMANY E		770		2153	
400 U STATES		235934		725150	
		881074		2498905	
ORTHOPEDIC BRACES AND PARTS					9050
100 U KINGDOM		205		678	
335 GERMANY W				1335	
400 U STATES		6068		25445	
		6273		27458	
EFFECTS LEFT BY BEQUEST					9051
100 U KINGDOM		5408		20507	
207 UN SO AFR		270		1448	
224 JAMAICA				50	
232 MALTA				250	
234 AUSTRALIA		50		230	
305 AUSTRIA		200		200	
318 DENMARK		100		412	
326 FINLAND				50	
335 GERMANY W		300		4705	
336 GREECE		1200		1200	
354 NETHRLNDS				725	
359 NORWAY				155	
375 SWEDEN				500	
389 IRELAND				1000	
400 U STATES		19490		52961	
		27018		84393	
APPLIANCES BDOTS FOR CRIPPLES					9052
400 U STATES		304		1104	
		304		1104	

IMPORTS INTO CANADA FOR CONSUMPTION

Articles and Countries from which Imported	MONTH OF MARCH 1957		THREE MONTHS ENDED MARCH 1957		Class Number
	Quantities	Values (\$)	Quantities	Values (\$)	
ARTIFICIAL LIMBS AND PARTS					9053
100 U KINGDOM				1918	
335 GERMANY W		88		627	
400 U STATES		9672		25962	
		9760		28507	
BEAD ORNAMENTS					9055
100 U KINGDOM		499		499	
327 FRANCE				305	
347 JAPAN		274		274	
400 U STATES		1030		2136	
		1803		3214	
BELTS N O P					9056
100 U KINGDOM		1369		1919	
215 INDIA		230		230	
231 HONG KONG		4693		7110	
305 AUSTRIA		123		123	
306 BELGIUM		574		574	
327 FRANCE		4980		5344	
335 GERMANY W		62		62	
347 JAPAN		204		204	
352 MEXICO		58		228	
376 SWITZRLND				87	
400 U STATES		20074		48993	
		32367		64874	
BLINDS NOT TEXTILE OR PAPER					9057
347 JAPAN		12756		34811	
400 U STATES		463		1086	
		13219		35897	
BOOT SHOE SHIRT STAY LACES					9058
100 U KINGDOM				431	
347 JAPAN		2692		5887	
400 U STATES		862		3506	
		3554		9824	
BOOTS SHOES AND SLIPPERS FELT	PAIR				9059
400 U STATES	124	89	218	275	
	124	89	218	275	
BOOTS SHOES AND SLIPPERS N O P	PAIR				9060
100 U KINGDOM	1453	2083	2745	4626	
231 HONG KONG	15695	5118	47126	19142	
335 GERMANY W	835	848	879	1032	
338 HAITI			1080	2084	
344 ITALY	9635	16705	25569	43397	
347 JAPAN	7588	4900	43615	14742	
352 MEXICO	83	334	83	334	
354 NETHRLNDS	1424	1065	5999	4893	
363 PERU			54	103	
390 GERMANY E			24575	13516	
400 U STATES	35184	45512	93729	135123	
	71897	76565	245454	238992	
BROOMS AND WHISKS					
100 U KINGDOM		58		58	
344 ITALY				403	
352 MEXICO				1099	
365 POLAND		2595		7158	
400 U STATES		5025		11859	
		7678		20577	
BUTTONS SHOE PAPIER MACHE					9062
BUTTONS SHOE N O P					9063
344 ITALY				125	
400 U STATES		5836		13951	
		5836		14076	
BUTTONS VEGETABLE IVORY	GROSS				9064
BUTTONS COLLAR AND CUFF	GROSS				9065
100 U KINGDOM	121	3068	219	4749	
305 AUSTRIA	2	115	60	2786	
317 CZECHO S			20	321	
335 GERMANY W	3	101	95	4782	
347 JAPAN	26	150	67	534	
352 MEXICO			1	108	
371 THAILAND	1	126	1	126	
388 YUGO SLAV	7	261	7	261	
400 U STATES	630	19005	2697	77315	
	790	22826	3167	90982	
BUTTONS N O P	GROSS				
100 U KINGDOM	528	2122	2314	7826	
305 AUSTRIA			182	179	
317 CZECHO S	50	102	6637	2058	
318 DENMARK	8	178	218	2098	
327 FRANCE	48	884	48	884	
335 GERMANY W	1459	5240	8070	21382	
344 ITALY	9777	4886	14067	9584	
347 JAPAN	40400	20594	113180	58909	
354 NETHRLNDS	25	90	2760	8379	
400 U STATES	85047	72473	244688	223377	
	137342	106569	392164	334676	
CASES BOXES DESKS FANCY					9067
100 U KINGDOM		19016		38990	
215 INDIA		58		58	
231 HONG KONG				550	
305 AUSTRIA		233		286	
306 BELGIUM		701		2183	
313 CHINA				496	
317 CZECHO S		80		288	
318 DENMARK		195		195	

IMPORTS INTO CANADA FOR CONSUMPTION

Articles and Countries from which Imported	MONTH OF MARCH 1957		THREE MONTHS ENDED MARCH 1957		Class Number
	Quantities	Values (\$)	Quantities	Values (\$)	
322 EGYPT		226		226	
327 FRANCE		544		1683	
335 GERMANY W		8530		15805	
336 GREECE				205	
344 ITALY		2000		3810	
347 JAPAN		6184		15338	
352 MEXICO		83		198	
354 NETHRLNDS		761		761	
360 ISRAEL				174	
372 SPAIN		642		642	
376 SWITZRLND		1055		1130	
384 P RICO				834	
400 U STATES		103203		283685	
CHARITABLE DONATIONS		143511		367537	
100 U KINGDOM				250	9068
400 U STATES		1171		5273	
COMBS TOILET DRESSING FANCY		1171		5523	
100 U KINGDOM		1891		3824	9069
305 AUSTRIA				1452	
327 FRANCE		163		163	
335 GERMANY W		194		1687	
400 U STATES		11516		23858	
APPLIANCES FOR THE DEAF PARTS		13764		30984	
100 U KINGDOM		738		915	9070
318 DENMARK		324		883	
335 GERMANY W				276	
354 NETHRLNDS				249	
400 U STATES		207654		554664	
FANS		208716		556987	
231 HONG KONG		208		514	9071
313 CHINA		127		127	
347 JAPAN				491	
400 U STATES		58		346	
INSOLES OF ALL KINDS		393		1478	
100 U KINGDOM				9852	9072
335 GERMANY W		565		738	
347 JAPAN		991		991	
400 U STATES		2290		7619	
JEWELLERY N O P		3846		19200	
100 U KINGDOM		18226		32194	9073
215 INDIA		638		1143	
224 JAMAICA				188	
231 HONG KONG		482		1885	
305 AUSTRIA		17762		49708	
306 BELGIUM		177		939	
317 CZECHOS		3339		15139	
318 DENMARK				1076	
322 EGYPT				420	
327 FRANCE		5388		7842	
335 GERMANY W		103335		294435	
342 IRAN		741		741	
344 ITALY		6924		11913	
347 JAPAN		28759		98211	
352 MEXICO		856		2755	
354 NETHRLNDS		2386		2786	
359 NORWAY		228		228	
371 THAILAND		354		672	
372 SPAIN		996		1180	
376 SWITZRLND		282		2215	
378 JORDAN		912		1370	
383 HAWAII		142		326	
388 YUGO SLAV		220		220	
400 U STATES		253544		725745	
MATS DOOR OR CARRIAGE N O P		445691		1253331	
400 U STATES		135		211	9074
MATTRESSES		135		211	
100 U KINGDOM		29096		67513	9075
335 GERMANY W		815		2567	
354 NETHRLNDS		211		211	
400 U STATES		13156		22983	
PICTURE AND PHOTOGRAPH FRAMES		43278		93274	
100 U KINGDOM		849		2584	9076
231 HONG KONG				61	
305 AUSTRIA		134		287	
318 DENMARK		1057		1518	
327 FRANCE				60	
335 GERMANY W		1218		1909	
344 ITALY		1085		3911	
347 JAPAN		4550		12689	
352 MEXICO		146		589	
354 NETHRLNDS		393		1272	
372 SPAIN		415		1019	
400 U STATES		28253		74835	
PDCKET BOOKS PORTFOLIOS PURSES		38100		100734	
100 U KINGDOM		63686		121724	9077
215 INDIA		326		627	

IMPORTS INTO CANADA FOR CONSUMPTION

Articles and Countries from which Imported	MONTH OF MARCH 1957		THREE MONTHS ENDED MARCH 1957		Class Number
	Quantities	Values (\$)	Quantities	Values (\$)	
216 PAKISTAN		80		80	
224 JAMAICA		557		755	
231 HONG KONG		4090		13640	
305 AUSTRIA		1262		1526	
306 BELGIUM		3221		8803	
316 CUBA		355		355	
317 CZECHO S		578		578	
327 FRANCE		10204		14719	
335 GERMANY W		21313		50339	
337 GUATEMALA		228		228	
344 ITALY		25344		49032	
347 JAPAN		44206		76980	
352 MEXICO		3773		5345	
354 NETHRLNOS		255		1031	
359 NORWAY				520	
365 POLAND		1355		2688	
372 SPAIN		548		1075	
375 SWEDEN		64		64	
376 SWITZRLNO		304		1654	
384 P RICO				1010	
388 YUGO SLAV		71		71	
390 GERMANY E		140		140	
400 U STATES		302297		719512	
		484257		1072496	
REFRIGERATORS ELECTRIC N O P	NO				9078
100 U KINGDOM	290	19451	732	54471	
400 U STATES	10586	1908314	21857	4125954	
	10876	1927765	22589	4180425	
REFRIGERATORS N O P	NO				9079
100 U KINGDOM			1	52	
306 BELGIUM	1	312		312	
400 U STATES	218	31875	388	58205	
	219	32187	390	58569	
REGALIA AND BADGES					9080
100 U KINGDOM		5250		21690	
215 INDIA		338		811	
216 PAKISTAN				1216	
231 HONG KONG				1911	
305 AUSTRIA				162	
327 FRANCE		389		389	
335 GERMANY W		1087		2868	
347 JAPAN		192		304	
372 SPAIN		1076		1076	
400 U STATES		9309		23200	
		17641		53627	
SHADES LAMP N O P SHADE HOLDERS					9081
100 U KINGDOM				912	
335 GERMANY W		611		1560	
400 U STATES		22539		45777	
		23150		48249	
SPECTACLE FRAMES AND PARTS N O P					9082
100 U KINGDOM		447		1625	
305 AUSTRIA		370		695	
327 FRANCE		8688		21503	
335 GERMANY W		12662		50574	
344 ITALY		1062		4449	
347 JAPAN		199		4293	
400 U STATES		297003		798005	
		320431		881144	
PARTS FOR SPECTACLE FRAMES					9083
400 U STATES		37149		133475	
		37149		133475	
TOBACCO PIPES SMOKERS SETS					9084
100 U KINGDOM		10613		25765	
231 HONG KONG				61	
305 AUSTRIA		416		645	
327 FRANCE		8657		16043	
335 GERMANY W		1581		2523	
344 ITALY		6520		17339	
347 JAPAN		64		1352	
354 NETHRLNDS				109	
400 U STATES		6184		24046	
		34035		87883	
TOBACCO POUCHES CIGARETTE CASE					9085
100 U KINGDOM		3018		4600	
306 BELGIUM		99		99	
317 CZECHO S				526	
327 FRANCE		97		97	
335 GERMANY W		283		542	
344 ITALY				182	
347 JAPAN		84		554	
354 NETHRLNOS				120	
372 SPAIN				126	
376 SWITZRLND				150	
400 U STATES		818		1344	
		4329		8340	
TOILET AND MANICURE SETS					9086
100 U KINGDOM		1413		1870	
335 GERMANY W		4963		8788	
400 U STATES		114		463	
		6490		11121	
TRUNKS AND VALISES					9087
100 U KINGDOM		33619		72177	
231 HONG KONG				738	
317 CZECHO S		1910		3240	
335 GERMANY W		3459		7233	

IMPORTS INTO CANADA FOR CONSUMPTION

147

Articles and Countries from which Imported	MONTH OF MARCH 1957		THREE MONTHS ENDED MARCH 1957		Class Number
	Quantities	Values (\$)	Quantities	Values (\$)	
347 JAPAN		1693		2243	
354 NETHRLNDS		786		1973	
375 SWEDEN		5653		10818	
400 U STATES		91941		295896	
		139061		394318	
UMBRELLAS PARASOLS SUNSHADES					9088
100 U KINGDOM		1175		2664	
231 HONG KONG		559		559	
327 FRANCE				115	
335 GERMANY W		354		1704	
344 ITALY		491		1392	
347 JAPAN		4820		5695	
354 NETHRLNDS		308		308	
376 SWITZRLND		237		237	
400 U STATES		3918		7857	
		11862		20531	
WINDOW SHADE OR BLIND ROLLERS					9090
375 SWEDEN		2268		6597	
400 U STATES		2362		8036	
		4630		14633	
REFRIGERATOR PARTS					9091
100 U KINGDOM		92850		265116	
400 U STATES		1332111		3616611	
		1424961		3881727	
HOME OR FARM FREEZERS ELECTRIC	NO				9092
100 U KINGDOM	1	90	1	90	
400 U STATES	5400	932535	10714	1845902	
	5401	932625	10715	1845992	
MINERAL MEDICINAL AERATED WATER					9103
344 ITALY		281		281	
400 U STATES		3791		5530	
		4072		5811	
ACCORDIONS CONCERTINAS MELODEONS	NO				9110
100 U KINGDOM	1	82	2	231	
305 AUSTRIA	1	103	2	258	
335 GERMANY W	575	8999	2080	46598	
344 ITALY	603	34132	2150	108074	
347 JAPAN			24	50	
375 SWEDEN	10	555	15	905	
376 SWITZRLND	92	1155	259	3176	
390 GERMANY E	46	1026	46	1026	
400 U STATES	39	3315	111	10443	
	1367	49367	4689	170761	
BRASS BAND INSTRUMENTS					9111
100 U KINGDOM		21650		76911	
216 PAKISTAN		124		124	
306 BELGIUM				86	
317 CZECHO S				4155	
327 FRANCE		7021		24415	
335 GERMANY W		1879		7847	
344 ITALY		2356		5586	
352 MEXICO		107		107	
354 NETHRLNDS				3498	
400 U STATES		15028		62100	
		48165		184829	
HARPS	NO				9113
400 U STATES			3	1613	
			3	1613	
CABINET ORGANS	NO				9114
335 GERMANY W	3	511	5	756	
347 JAPAN	5	331	8	561	
400 U STATES	16	2235	20	2934	
	24	3077	33	4251	
PIPE ORGANS	NO				9115
400 U STATES	2	7857	3	8157	
	2	7857	3	8157	
ORGAN PARTS M O P					9116
100 U KINGDOM		8148		9376	
335 GERMANY W		130		581	
400 U STATES		11684		35161	
		19962		45118	
PIANOS	NO				9117
100 U KINGDOM	6	2096	52	17240	
236 NEW ZEAL			1	600	
335 GERMANY W			1	737	
347 JAPAN	6	923	6	923	
400 U STATES	96	37277	274	93496	
	108	40296	334	112996	
PIANO PARTS M O P					9118
100 U KINGDOM		3023		14927	
335 GERMANY W		237		237	
400 U STATES		14613		49918	
		17873		65082	
PIANO AND ORGAN PARTS FOR MFR					9119
PHONOGRAPHS GRAMOPHONES N O P					9120
100 U KINGDOM		4810		12587	
231 HONG KONG				110	
317 CZECHO S				802	
335 GERMANY W		3964		7587	
347 JAPAN		3026		9150	
354 NETHRLNDS		2384		8099	
376 SWITZRLND		1383		2213	
400 U STATES		120730		344463	
		136297		385011	

IMPORTS INTO CANADA FOR CONSUMPTION

Articles and Countries from which Imported	MONTH OF MARCH 1957		THREE MONTHS ENDED MARCH 1957		Class Number
	Quantities	Values (\$)	Quantities	Values (\$)	
PHONOGRAPH RECORDS	NO				9121
100 U KINGDOM	16786	11522	48775	39850	
231 HONG KONG	1374	344	1374	344	
234 AUSTRALIA	52	160	282	758	
317 CZECHO S			779	374	
326 FINLAND	517	446	517	446	
327 FRANCE	4836	6230	26383	27381	
335 GERMANY W	12933	8953	21078	14717	
340 HUNGARY			3632	1299	
344 ITALY			932	590	
347 JAPAN			1436	613	
354 NETHRLNDS	135	269	537	622	
365 POLAND			273	156	
375 SWEDEN			147	55	
376 SWITZRLND	2211	1429	2376	1627	
380 USSR	534	686	534	686	
388 YUGO SLAV			60	81	
400 U STATES	198771	105133	587237	302967	
	238149	135172	696352	392566	
OTHER MUSICAL INSTRUMENTS					9122
100 U KINGDOM		1636		5263	
231 HONG KONG		55		55	
316 CUBA				104	
317 CZECHO S		565		3779	
327 FRANCE		1098		1527	
335 GERMANY W		6392		44520	
344 ITALY		121		5146	
347 JAPAN		1892		7773	
352 MEXICO		338		957	
354 NETHRLNDS				417	
376 SWITZRLND		3381		7917	
39D GERMANY E		1254		1646	
400 U STATES		217250		499584	
		233982		578688	
MUSICAL INSTRUMENT STRINGS					9123
100 U KINGDOM				539	
305 AUSTRIA		703		703	
335 GERMANY W		1105		2155	
400 U STATES		8985		23156	
		10793		26553	
PHONOGRAPHS COIN OPERATED	NO				9124
400 U STATES	160	96034	429	255541	
	160	96034	429	255541	
PHOTOFLASH LAMPS	NO				9127
354 NETHRLNDS			81000	2825	
40D U STATES			37140	2807	
			118140	5632	
PHOTOGRAPHIC ACCESSORIES PARTS					9128
100 U KINGDOM		2816		8030	
305 AUSTRIA				3034	
317 CZECHO S				1346	
327 FRANCE		288		968	
335 GERMANY W		75168		156907	
344 ITALY		233		2821	
347 JAPAN		11949		57489	
354 NETHRLNDS				1331	
375 SWEDEN				2813	
376 SWITZRLND		3933		13809	
400 U STATES		430623		1129615	
		525010		1378163	
THERMOMETERS					9129
100 U KINGDOM		4236		11449	
327 FRANCE				1512	
335 GERMANY W		1142		3741	
347 JAPAN		1124		4583	
375 SWEDEN				265	
376 SWITZRLND				689	
39D GERMANY E		6339		10707	
400 U STATES		79730		245514	
		92571		278460	
APPARATUS X RAY					9130
100 U KINGDOM		3984		4844	
318 DENMARK		2294		10173	
335 GERMANY W		11458		15770	
344 ITALY		200		200	
354 NETHRLNDS		20654		58913	
375 SWEDEN		3997		11325	
400 U STATES		337419		918908	
		380006		1020133	
ARTIFICIAL LARYNX					9131
BOTANICAL SPECIMENS					9132
100 U KINGDOM		212		1541	
215 INDIA				957	
347 JAPAN				160	
400 U STATES		2259		7937	
		2471		10595	
OLD COINS STAMPS TROPHIES					9133
100 U KINGDOM		1616		1922	
207 UN SO AFR				112	
215 INDIA		212		212	
232 MALTA		121		121	
318 DENMARK				232	
327 FRANCE				437	
354 NETHRLNDS				67	
358 NICARAGUA				171	

IMPORTS INTO CANADA FOR CONSUMPTION

Articles and Countries from which Imported	MONTH OF MARCH 1957		THREE MONTHS ENDED MARCH 1957		Class Number
	Quantities	Values (\$)	Quantities	Values (\$)	
386 URUGUAY				190	
389 IRELAND		158		358	
400 U STATES		17530		48886	
		19637		52708	
CAMERAS AND CAMERA PARTS N O P					9134
100 U KINGDOM		11773		14105	
223 BARBADOS		194		194	
225 TRINIDAD		52		52	
231 HONG KONG		324		442	
305 AUSTRIA		8283		18112	
317 CZECHO S		525		3420	
318 DENMARK		270		270	
327 FRANCE		1657		5662	
335 GERMANY W		135910		343948	
347 JAPAN		25789		117380	
354 NETHRLNDS		61		2653	
375 SWEDEN		3764		3764	
376 SWITZRLND		38573		93738	
390 GERMANY E		10653		17630	
400 U STATES		263939		579911	
		501767		1201281	
CAMERA PARTS UNFINISHED					9135
400 U STATES		28867		50312	
		28867		50312	
CAMERA LENSES AND SHUTTERS					9136
327 FRANCE		1714		5343	
335 GERMANY W		2389		5985	
347 JAPAN		435		435	
400 U STATES		52780		105385	
		57318		117148	
COLLECTIONS OF ANTIQUITIES					9137
100 U KINGDOM		18879		66506	
224 JAMAICA				350	
231 HONG KONG		1630		3529	
305 AUSTRIA				4099	
327 FRANCE		25033		25582	
335 GERMANY W		409		409	
344 ITALY		1050		1678	
347 JAPAN				754	
354 NETHRLNDS		30080		31185	
376 SWITZRLND		31116		31116	
383 HAWAII				70	
391 LEBANON				144	
400 U STATES		57353		103383	
		165550		268805	
CYCLOMETERS AND SPEEDOMETERS					9138
100 U KINGDOM		1454		4704	
335 GERMANY W		777		3831	
400 U STATES		18926		69248	
		21157		77783	
GLOBES GEOGRAPHICAL					9139
100 U KINGDOM				578	
327 FRANCE				115	
335 GERMANY W				107	
347 JAPAN				108	
400 U STATES		7258		26198	
		7258		27106	
MODELS OF INVENTIONS					9140
354 NETHRLNDS				1089	
375 SWEDEN				196	
400 U STATES		46027		120161	
		46027		121446	
APPARATUS FOR INSTITUTIONS					9141
100 U KINGDOM		14762		74496	
224 JAMAICA		70		70	
305 AUSTRIA				4130	
306 BELGIUM				75	
318 DENMARK		4540		6420	
327 FRANCE		553		1511	
335 GERMANY W		3150		22201	
344 ITALY		167		167	
347 JAPAN				225	
354 NETHRLNDS				3546	
359 NORWAY		2605		2605	
376 SWITZRLND		3537		4217	
384 P RICO				192	
400 U STATES		545027		1940069	
		574411		2059924	
OPERATING ROOM EQUIPMENT					9142
100 U KINGDOM		2831		5010	
317 CZECHO S		1013		1013	
335 GERMANY W		3921		6383	
347 JAPAN		694		1949	
400 U STATES		356712		1044089	
		365171		1058444	
DENTAL INSTRUMENTS					9143
100 U KINGDOM		20623		57999	
305 AUSTRIA		5546		7809	
317 CZECHO S				514	
335 GERMANY W		31027		79360	
344 ITALY		491		1290	
347 JAPAN		1882		6429	
354 NETHRLNDS		311		311	
376 SWITZRLND		357		7880	
400 U STATES		155375		362829	
		215612		524421	

IMPORTS INTO CANADA FOR CONSUMPTION

Articles and Countries from which Imported	MONTH OF MARCH 1957		THREE MONTHS ENDED MARCH 1957		Class Number
	Quantities	Values (\$)	Quantities	Values (\$)	
SURGICAL TRUSSES AND SUPPORTS					9144
100 U KINGDOM				113	
400 U STATES				2143	
ARTICLES FOR THE BLIND				2256	9145
376 SWITZRLNO		1555		1748	
400 U STATES		724		9283	
OPTICAL AND PHILOSOPHICAL INST		2279		11031	9146
100 U KINGDOM		25423		75329	
234 AUSTRALIA		6454		6454	
305 AUSTRIA				53	
306 BELGIUM				61	
318 DENMARK				540	
327 FRANCE		869		2725	
335 GERMANY W		28254		54942	
344 ITALY		508		1101	
347 JAPAN		45244		143626	
354 NETHRLNDS		291		291	
361 PANAMA		369		369	
375 SWEDEN		4337		7084	
376 SWITZRLNO		1280		3636	
400 U STATES		237862		746368	
EDUCATIONAL FILMS		350891		1042579	9148
100 U KINGDOM		2021		7614	
327 FRANCE		1973		2558	
335 GERMANY W		50		1726	
347 JAPAN				50	
400 U STATES		100879		250339	
CINEMATOGRAPH CAMERAS		104923		262287	9149
327 FRANCE				140	
400 U STATES		1880		18540	
SURGICAL INSTRUMENTS		1880		18680	9150
100 U KINGDOM		27580		75450	
305 AUSTRIA		328		433	
318 DENMARK		62		329	
327 FRANCE		418		1068	
335 GERMANY W		59082		122493	
344 ITALY				1590	
347 JAPAN		4798		27643	
352 MEXICO		59		59	
354 NETHRLNDS				212	
375 SWEDEN		1647		6921	
376 SWITZRLNO		909		4972	
390 GERMANY E				471	
400 U STATES		419438		1152863	
RACING SHELLS OR OARS	NO				9151
BOATS OPEN PLEASURE	NO				9152
100 U KINGDOM	4	1908	10	4282	
335 GERMANY W	3	449	8	979	
400 U STATES	138	44416	442	98479	
LAUNCHES PLEASURE MOTIVE POWER	145	46773	460	103740	9153
100 U KINGDOM	3	3265	3	3265	
318 DENMARK			1	664	
335 GERMANY W			2	1434	
400 U STATES	17	54686	33	82366	
SHIPS AND VESSELS REPAIRS ON	20	57951	39	87729	9155
327 FRANCE				705	
334 ST PIERRE		8301		9825	
400 U STATES		6652		8618	
SHIPS FOREIGN BUILT COASTAL	NO	14953		19148	9156
VESSELS FOREIGN BUILT N O P					9157
100 U KINGDOM		191932		211488	
335 GERMANY W				152	
400 U STATES		5016		34984	
BUGGIES CUTTERS VEHICLES N O P	NO	196948		246624	9162
100 U KINGDOM			20	842	
400 U STATES	342	27342	821	61154	
CHILDRENS CARRIAGES AND PARTS	342	27342	841	61996	9163
100 U KINGDOM	NO	112	128	2820	
376 SWITZRLNO			2	105	
400 U STATES	174	1575	370	3591	
CHILDRENS SLEDS VEHICLES N O P	386	3694	500	6516	9164
100 U KINGDOM		347		523	
354 NETHRLNDS				64	
400 U STATES		38626		79942	
SLEIGHS N O P AND PARTS	NO	38973		80529	9165
400 U STATES			6	4066	
WAGONS AND SLEDS FARM AND PTS	NO			4066	9166
400 U STATES			6	4066	
	NO				
	206	31413	390	67753	
	206	31413	390	67753	

IMPORTS INTO CANADA FOR CONSUMPTION

Articles and Countries from which Imported	MONTH OF MARCH 1957		THREE MONTHS ENDED MARCH 1957		Class Number
	Quantities	Values (\$)	Quantities	Values (\$)	
WAGONS FREIGHT DRAYS AND PARTS	NO				9167
400 U STATES	2	402	2	494	
	2	402	2	494	
WHEELBARROWS HAND TRUCKS CARTS	NO				9168
100 U KINGDOM	2	426	457	10427	
327 FRANCE	1	88	1	88	
335 GERMANY W	10	109	12	162	
400 U STATES	11509	135595	22337	304138	
	11522	136218	22807	314815	
TRUCKS AND CARS N O P					9169
100 U KINGDOM		92		92	
335 GERMANY W				1645	
400 U STATES		13534		33998	
		13626		35735	
TRAILERS FOR MOTOR VEHICLES	NO				9170
100 U KINGDOM	5	1611	7	3209	
335 GERMANY W	1	519	1	519	
381 ALASKA			1	850	
400 U STATES	770	624593	1562	1702878	
	776	626723	1571	1707456	
AIRCRAFT NOT OVER 1500 LB WT	NO				9171
400 U STATES	17	43287	52	188612	
	17	43287	52	188612	
AIRCRAFT 1501 TO 3000 LB WT	NO				9172
400 U STATES	18	186322	42	379873	
	18	186322	42	379873	
AIRCRAFT 3001 TO 7500 LB WT	NO				9173
400 U STATES	2	50400	6	196244	
	2	50400	6	196244	
AIRCRAFT OVER 7500 LB WEIGHT	NO				9174
100 U KINGDOM	4	2996996	6	4499395	
400 U STATES			5	549698	
	4	2996996	11	5049093	
AIRCRAFT PTS EXCLUDING ENG PTRS					9175
100 U KINGDOM		452575		1213925	
231 HONG KONG				985	
234 AUSTRALIA		1926		1926	
304 ARGENTINA		279		279	
335 GERMANY W		295		354	
347 JAPAN		1748		2237	
352 MEXICO				8835	
375 SWEDEN				153	
381 ALASKA				750	
400 U STATES		6284371		18257137	
		6741194		19486581	
PAINTINGS UNDER 20 DOLLARS	NO				9181
100 U KINGDOM	490	1013	703	2382	
231 HONG KONG			87	329	
305 AUSTRIA	35	237	83	666	
318 DENMARK	46	265	61	357	
327 FRANCE			41	259	
340 HUNGARY	17	88	71	852	
344 ITALY	37	349	139	998	
347 JAPAN			23	67	
354 NETHRLNDR	218	449	368	1351	
400 U STATES	30	213	190	789	
	873	2614	1766	8050	
PAINTINGS 20 DOLLARS OR OVER					9182
100 U KINGDOM		52063		90859	
224 JAMAICA				56	
231 HONG KONG				89	
234 AUSTRALIA				600	
305 AUSTRIA		1085		4897	
306 BELGIUM		400		519	
318 DENMARK		407		407	
327 FRANCE		2181		22129	
335 GERMANY W		443		1006	
338 HAITI		300		300	
340 HUNGARY				911	
344 ITALY		3705		7824	
347 JAPAN		122		381	
352 MEXICO		1000		1934	
354 NETHRLNDR		47158		49469	
375 SWEDEN				200	
376 SWITZRLND		57		636	
383 HAWAII		200		2613	
400 U STATES		146230		487365	
		255351		672195	
STATUES AND STATUETTES N O P					9183
100 U KINGDOM		974		5113	
203 B E AFR				50	
215 INDIA		60		273	
217 CEYLON		477		477	
231 HONG KONG		424		1392	
305 AUSTRIA				1386	
318 DENMARK				144	
335 GERMANY W		4035		5898	
344 ITALY		265		2194	
347 JAPAN		8121		20597	
354 NETHRLNDR		107		107	
375 SWEDEN		180		569	
376 SWITZRLND				82	
390 GERMANY E				220	
400 U STATES		4655		14322	
		19298		52834	

IMPORTS INTO CANADA FOR CONSUMPTION

Articles and Countries from which Imported	MONTH OF MARCH 1957		THREE MONTHS ENDED MARCH 1957		Class Number
	Quantities	Values (\$)	Quantities	Values (\$)	
PORCELAIN STATUES STATUETTES					9184
100 U KINGDOM		55282		131299	
231 HONG KONG				356	
306 BELGIUM				57	
318 DENMARK		135		1653	
327 FRANCE		1034		1306	
335 GERMANY W		8026		15910	
344 ITALY		513		3320	
347 JAPAN		22553		81214	
375 SWEDEN				79	
390 GERMANY E		109		1176	
400 U STATES		4168		8522	
		91820		244892	
SCULPTURES CANADIAN MODELS					9185
MATERIAL FOR HARD METAL COMPOS					9187
100 U KINGDOM		3196		10135	
234 AUSTRALIA				370	
400 U STATES		79311		187114	
		82507		197619	
MATERIAL FOR FISHING EQUIPMENT					9189
400 U STATES				425	
				425	
MATERIALS FOR CYANIDE MFR					9190
ARTICLES FOR FERTILIZER MFR					9191
100 U KINGDOM		112		178	
400 U STATES		105711		294964	
		105823		295142	
ARTICLES FOR GOVERNOR GENERAL					9192
100 U KINGDOM		112		112	
316 CUBA				92	
		112		204	
ARTICLES FOR CONSULS					9193
100 U KINGDOM		4238		17342	
207 UN SO AFR				100	
215 INDIA				174	
216 PAKISTAN				100	
225 TRINIDAD				125	
231 HONG KONG		500		700	
234 AUSTRALIA				150	
236 NEW ZEAL		86		2461	
304 ARGENTINA				215	
305 AUSTRIA		50		550	
306 BELGIUM				2060	
309 BRAZIL				234	
312 CHILE		50		50	
317 CZECHO S		200		5804	
318 DENMARK		315		917	
326 FINLAND		290		372	
327 FRANCE		3441		67800	
335 GERMANY W		6751		15627	
336 GREECE		1120		1201	
344 ITALY		1489		2692	
347 JAPAN		628		2392	
352 MEXICO		300		924	
354 NETHRLNDS		539		6198	
355 INDONESIA		5000		10968	
359 NORWAY				800	
360 ISRAEL		55		55	
363 PERU				1715	
364 PHIL		200		200	
365 POLAND				3549	
366 PORTUGAL		50		50	
372 SPAIN		56		56	
375 SWEDEN		15472		16342	
376 SWITZRLND		280		3430	
380 USSR		1275		1810	
384 P RICO		53		53	
387 VENEZUELA				3850	
389 IRELAND				50	
400 U STATES		88344		181085	
		130782		352201	
CANADIAN GOODS RETURNED					9195
100 U KINGDOM		33114		52356	
207 UN SO AFR		1092		1912	
215 INDIA				300	
220 BERMUDA		3200		8770	
221 B GUIANA				281	
224 JAMAICA				621	
225 TRINIDAD				170	
227 BAHAMAS				857	
234 AUSTRALIA				8700	
236 NEW ZEAL				3432	
305 AUSTRIA				240	
306 BELGIUM		219		219	
312 CHILE				800	
314 COLOMBIA				1500	
316 CUBA		712		712	
318 DENMARK				340	
326 FINLAND				150	
327 FRANCE		763		834	
329 IDOCHINA				1000	
334 ST PIERRE		130		579	
335 GERMANY W		2546		3706	
336 GREECE				1627	

IMPORTS INTO CANADA FOR CONSUMPTION

153

Articles and Countries from which Imported	MONTH OF MARCH 1957		THREE MONTHS ENDED MARCH 1957		Class Number
	Quantities	Values (\$)	Quantities	Values (\$)	
338 HAITI				15308	
339 HONOURAS				12196	
340 HUNGARY				200	
344 ITALY		200		200	
347 JAPAN				3500	
352 MEXICO		160		268	
353 MOROCCO				943	
354 NETHRLNDS		2479		2867	
359 NORWAY		97		97	
361 PANAMA		219		219	
364 PHIL		250		7655	
375 SWEODEN				577	
376 SWITZRLND		59		366	
381 ALASKA				250	
384 P R I C O		410		410	
387 VENEZUELA		223		5037	
400 U STATES		504624		1442970	
		550497		1582169	
ARMS ETC BRITISH OR NATO CTYS					9196
100 U KINGDOM		94949		534645	
215 INOIA				162	
221 B GUIANA				201	
224 JAMAICA				250	
306 BELGIUM		3000		3122	
318 DENMARK		749		15695	
327 FRANCE		33190		36107	
335 GERMANY W		68027		202577	
341 ICELANO		2218		2218	
344 ITALY		7410		10790	
347 JAPAN				25102	
353 MOROCCO				61	
354 NETHRLNOS				4678	
359 NORWAY				4176	
366 PORTUGAL		845		987	
371 THAILAND				9092	
372 SPAIN		877		3517	
375 SWEODEN				1032	
376 SWITZRLND		1295		48071	
381 ALASKA		2193		25938	
389 IRELAND		140		461	
400 U STATES		1489274		5070040	
		1704167		5998922	
EX WAREHOUSED SHIPS STORES NOP					9197
100 U KINGDOM		2270		7184	
221 B GUIANA		70		330	
327 FRANCE		702		1861	
354 NETHRLNOS		76		772	
400 U STATES		8565		20944	
		11683		31091	
BATTERY JARS GLASS OR RUBBER					9199
100 U KINGDOM				801	
335 GERMANY W		312		482	
400 U STATES		139577		435498	
		139889		436781	
CASUAL DONATIONS					9201
100 U KINGDOM				301	
327 FRANCE				206	
335 GERMANY W				228	
359 NORWAY				451	
400 U STATES		17052		71518	
		17052		72704	
CORBET CLASPS STEELS WIRES					9202
100 U KINGDOM				763	
400 U STATES		479		2711	
		479		3474	
FEATHERS FLOWERS ART FOR HATS					9204
100 U KINGDOM		235		523	
305 AUSTRIA				439	
317 CZECHO S				2699	
327 FRANCE		1883		10260	
335 GERMANY W		9344		27294	
344 ITALY				1037	
347 JAPAN		11295		35280	
390 GERMANY E		6913		24688	
400 U STATES		13779		52889	
		43449		155109	
LIFEBOATS LIFESAVING APPARATUS					9205
400 U STATES		56		170	
		56		170	
MINERS RESCUE APPLIANCES					9207
100 U KINGDOM		1475		3928	
327 FRANCE				1119	
335 GERMANY W		856		2572	
400 U STATES		177293		530274	
		179624		537893	
MATERIALS FOR TEXTILE PRINTING					9208
100 U KINGDOM		5573		12075	
400 U STATES		7316		27830	
		12889		39905	
BALTS OF THORIUM OR CERIUM					9209
400 U STATES		5760		11550	
		5760		11550	
SPURS AND STILTS					9210
400 U STATES		127		526	
		127		526	

IMPORTS INTO CANADA FOR CONSUMPTION

Articles and Countries from which Imported	MONTH OF MARCH 1957		THREE MONTHS ENDED MARCH 1957		Class Number
	Quantities	Values (\$)	Quantities	Values (\$)	
VACCINE AND PLASMA CONTAINERS					
400 U STATES		14940		42321	9212
		14940		42321	
GOODS FREE BY ORDER IN COUNCIL					
400 U STATES		4064		11816	9213
		4064		11816	
ARTICLES FOR MFR TOBACCO PIPES					
100 U KINGDOM		79		310	9214
400 U STATES		214		2744	
		293		3054	
SAFETY GLASS SHEET ADHESIVES					
400 U STATES		45261		291793	9215
		45261		291793	
TOURIST PURCHASES DUTY FREE					
100 U KINGDOM		41840		158087	9228
203 B E AFR		184		506	
205 RHOD NYAS		33		33	
207 UN SO AFR		70		70	
213 BWA OTHER				190	
215 INDIA		347		567	
216 PAKISTAN		96		111	
220 BERMUDA		10850		21601	
221 B GUIANA				18	
222 B HOND		2252		3271	
223 BARBADOS		2347		3136	
224 JAMAICA		2604		8629	
225 TRINIDAD		5794		11802	
227 BAHAMAS		4913		9583	
228 LEEW WIND				25	
231 HONG KONG		784		1426	
234 AUSTRALIA		561		3155	
236 NEW ZEAL				369	
304 ARGENTINA				183	
305 AUSTRIA		898		1513	
306 BELGIUM		574		1100	
309 BRAZIL		195		1955	
311 BURMA				55	
313 CHINA		52		253	
314 COLOMBIA				220	
316 CUBA		2919		7929	
317 CZECHO S				200	
318 DENMARK		539		1931	
319 GREENLAND		1056		2262	
320 DOM REP				40	
322 EGYPT		307		4109	
326 FINLAND		63		206	
327 FRANCE		5708		16664	
328 FR AFRICA				47	
334 ST PIERRE		560		1843	
335 GERMANY W		9752		28472	
337 GUATEMALA				43	
338 HAITI		88		329	
340 HUNGARY		41		71	
341 ICELAND		92		250	
342 IRAN				50	
344 ITALY		3574		14254	
347 JAPAN		1251		3181	
352 MEXICO		19963		50122	
353 MOROCCO		30		71	
354 NETHRLNDS		3520		11140	
357 NETH ANT				498	
359 NORWAY		242		692	
360 ISRAEL		110		236	
361 PANAMA		70		70	
363 PERU		125		196	
365 POLAND		15		86	
366 PORTUGAL				18	
367 AZORES		776		2298	
372 SPAIN		232		574	
375 SWEDEN		672		1252	
376 SWITZRLND		1387		2662	
380 USSR				304	
381 ALASKA		4263		4263	
382 VIRGIN IS		192		670	
383 HAWAII		18409		36936	
384 P RICO		21		40	
387 VENEZUELA		35		145	
389 IRELAND		708		1546	
400 U STATES		4285774		9675711	
		4436888		10097509	
CARTRIDGES SHOT GUN SHELLS					
400 U STATES		506		803	9237
		506		803	
DEXTROSE SOLUTIONS THERAPEUTIC					
400 U STATES		34919		96125	9238
		34919		96125	
METALLIC CARTRIDGES AMMUNITION					
100 U KINGDOM		533		975	9239
306 BELGIUM		185		185	
326 FINLAND				176	
335 GERMANY W		312		2134	
375 SWEDEN				309	
400 U STATES		14045		18618	
		15075		22397	
BLACKBOARDS OF SLATE OR PAPER					
335 GERMANY W				853	9240

IMPORTS INTO CANADA FOR CONSUMPTION

155

Articles and Countries from which Imported	MONTH OF MARCH 1957		THREE MONTHS ENDED MARCH 1957		Class Number
	Quantities	Values (\$)	Quantities	Values (\$)	
344 ITALY		1117		7118	
400 U STATES		26506		98347	
PRESENTATIONS FOR LIFE SAVING		27623		106318	
400 U STATES				145	9241
BIOLOGICAL PRODUCTS N O P				145	
100 U KINGDOM		3559		6408	9242
234 AUSTRALIA				2838	
335 GERMANY W				378	
375 SWEDEN		496		496	
376 SWITZRLND				393	
400 U STATES		124980		394711	
BASKETS OF ALL KINDS N O P		129035		405224	
100 U KINGDOM		1016		1164	9243
215 INDIA				178	
231 HONG KONG		506		2626	
306 BELGIUM		1525		5461	
313 CHINA		627		627	
318 DENMARK				129	
327 FRANCE				1367	
335 GERMANY W		702		1117	
344 ITALY		84		284	
347 JAPAN		10132		24626	
352 MEXICO		6784		8333	
365 POLAND		3657		11567	
366 PORTUGAL		207		866	
367 AZORES		259		477	
372 SPAIN				4061	
375 SWEDEN		141		141	
400 U STATES		15928		38112	
COMMUNION SETS CHURCH ARTICLES		41568		101136	
100 U KINGDOM		2138		4911	9244
231 HONG KONG		154		801	
306 BELGIUM				1774	
313 CHINA				744	
317 CZECHO S		3505		19686	
327 FRANCE		17534		51872	
335 GERMANY W		7837		17010	
344 ITALY		40440		108561	
347 JAPAN		18823		38411	
352 MEXICO		53		53	
360 ISRAEL		151		375	
366 PORTUGAL		312		584	
372 SPAIN		236		300	
376 SWITZRLND				117	
383 HAWAII		295		295	
389 IRELAND		429		429	
400 U STATES		63315		159499	
CARTRIDGE CASES GUN WADS CAPS		155222		405422	
335 GERMANY W				249	9246
375 SWEDEN				96	
400 U STATES		2341		55726	
AMMUNITION N O P		2341		56071	
100 U KINGDOM		11256		306235	9247
306 BELGIUM		3816		3966	
335 GERMANY W		312		435	
359 NORWAY				3857	
400 U STATES		658739		832478	
ELECTRICAL ENERGY	MKWH	674123		1146971	
400 U STATES	61200	345256	120584	642047	9249
ICE	61200	345256	120584	642047	
400 U STATES		354		1253	9251
INCUBATORS BROODERS AND PARTS		354		1253	
100 U KINGDOM	NO	675	6	766	9252
400 U STATES	1840	70014	12334	370737	
IRON SAND PRESSURE BLASTING	1846	70689	12340	371503	
100 U KINGDOM		11748		24627	9253
400 U STATES		58481		208867	
BALL POINT PENS AND PARTS		70229		233494	
100 U KINGDOM		51		616	9254
234 AUSTRALIA				940	
335 GERMANY W		667		2855	
344 ITALY		123		123	
347 JAPAN		410		804	
376 SWITZRLND		66		118	
400 U STATES		252098		575167	
ALABASTER SPAR AMBER ORNAMENTS		253415		580623	
100 U KINGDOM		12498		22044	9255
231 HONG KONG				1852	
305 AUSTRIA				349	
306 BELGIUM				76	
317 CZECHO S				791	
327 FRANCE		701		1827	
335 GERMANY W		2754		5028	
344 ITALY		875		1166	

IMPORTS INTO CANADA FOR CONSUMPTION

Articles and Countries from which Imported	MONTH OF MARCH 1957		THREE MONTHS ENDED MARCH 1957		Class Number
	Quantities	Values (\$)	Quantities	Values (\$)	
347 JAPAN		5581		26816	
365 POLAND				57	
390 GERMANY E		287		1600	
400 U STATES		19264		37651	
MACHINE CARD CLOTHING		41960		99257	9256
100 U KINGDOM		14434		57984	
306 BELGIUM		149		149	
335 GERMANY W		240		240	
400 U STATES		9845		34473	
		24668		92846	
PENCILS LEAD NON PROPELLING	GROSS				9257
100 U KINGDOM			214	650	
335 GERMANY W	984	473	1260	2064	
347 JAPAN			2466	3491	
400 U STATES	1371	4842	4528	15130	
	2355	5315	8468	21335	
PENCILS LEAD N O P					9258
100 U KINGDOM		80		379	
335 GERMANY W		802		4134	
347 JAPAN		442		442	
376 SWITZRLND		392		392	
400 U STATES		6599		27699	
		8315		33046	
PENS FOUNTAIN EXCPT BALL POINT					9259
100 U KINGDOM		157		961	
335 GERMANY W		1983		3223	
344 ITALY		579		579	
347 JAPAN				283	
376 SWITZRLND		165		165	
400 U STATES		7560		20285	
		10444		25496	
PENS N O P PENHOLDERS RULERS					9260
100 U KINGDOM		382		4330	
335 GERMANY W		234		1483	
400 U STATES		10476		38581	
		11092		44394	
PRECIOUS STONES NOT MOUNTED					9262
100 U KINGDOM		24966		54902	
215 INDIA		1417		1621	
231 HONG KONG		5214		5214	
234 AUSTRALIA				330	
305 AUSTRIA		20933		82909	
309 BRAZIL				63	
317 CZECHO S		1343		18991	
327 FRANCE		1125		3649	
335 GERMANY W		16093		49914	
344 ITALY		1614		1846	
347 JAPAN		27559		68615	
352 MEXICO		872		3581	
371 THAILAND		674		881	
376 SWITZRLND		2320		2966	
400 U STATES		35847		125304	
		139977		420786	
PULLEYS BELT POWER TRANS N O P					9263
100 U KINGDOM		2718		14306	
335 GERMANY W		1392		2403	
344 ITALY		59		59	
354 NETHRLNDS				912	
375 SWEDEN				156	
400 U STATES		91039		280484	
		95208		298320	
SETTLERS EFFECTS					9264
100 U KINGDOM		582676		1345456	
203 B E AFR		1000		4800	
205 RHOD NYAR		404		566	
207 UN SO AFR		3250		8249	
215 INDIA		363		6858	
216 PAKISTAN				5125	
217 CEYLON				1285	
218 MALAYA				5000	
220 BERMUDA				825	
221 B GUIANA		9230		9230	
223 BARBADOS		175		2075	
224 JAMAICA				220	
225 TRINIDAD		4700		7230	
227 BAHAMAS		220		220	
230 GIBRALTAR				6000	
231 HONG KONG		3075		6545	
232 MALTA		1725		5735	
234 AUSTRALIA		3865		27349	
236 NEW ZEAL		600		10953	
303 ARABIA		150		150	
304 ARGENTINA		550		3730	
305 AUSTRIA		14607		25097	
306 BELGIUM		14036		32043	
308 BOLIVIA		2102		2652	
309 BRAZIL		1075		16575	
312 CHILE				475	
313 CHINA				165	
314 COLOMBIA				4000	
317 CZECHO S				1530	
318 DENMARK		51185		90855	
322 EGYPT		4236		6136	
324 ESTONIA		1990		1990	
325 ETHIOPIA		500		500	

IMPORTS INTO CANADA FOR CONSUMPTION

157

Articles and Countries from which Imported	MONTH OF MARCH 1957		THREE MONTHS ENDED MARCH 1957		Class Number
	Quantities	Values (\$)	Quantities	Values (\$)	
326 FINLAND		1800		7770	
327 FRANCE		36483		78016	
328 FR AFRICA		710		3590	
335 GERMANY W		180777		489042	
336 GREECE		5950		17940	
340 HUNGARY		9520		150894	
341 ICELAND				2500	
343 IRAQ				500	
344 ITALY		17605		45117	
347 JAPAN		445		7548	
352 MEXICO		350		1250	
353 MOROCCO		768		10831	
354 NETHRLNDS		175263		366345	
357 NETH ANT				307	
358 NICARAGUA		50		50	
359 NORWAY		8205		17365	
360 ISRAEL		2850		5860	
363 PERU		10770		10770	
364 PHIL				2500	
365 POLAND		6200		6950	
366 PORTUGAL		695		2195	
371 THAILAND				3395	
372 SPAIN		550		850	
375 SWEDEN		7880		17990	
376 SWITZRLND		9230		39581	
379 TURKEY				717	
380 USSR				510	
381 ALASKA		1000		1726	
383 HAWAII				3000	
387 VENEZUELA		4712		11309	
388 YUGO SLAV		625		1125	
389 IRELAND		1880		6024	
390 GERMANY E				200	
391 LEBANON		875		1025	
392 SYRIA				100	
393 TAIWAN		4000		4000	
400 U STATES		1248347		3502985	
		2439254		6461496	
SHOW CASES AND METAL PARTS					9265
100 U KINGDOM		99		99	
335 GERMANY W				2073	
400 U STATES		26529		58367	
		26628		60539	
SIGNS LETTERS OTHER THAN PAPER					9266
100 U KINGDOM		853		9099	
306 BELGIUM				618	
327 FRANCE				218	
335 GERMANY W				408	
347 JAPAN		681		681	
375 SWEDEN				526	
376 SWITZRLND				354	
400 U STATES		84075		215268	
		85609		227172	
MEASURING RULES AND TAPES					9267
100 U KINGDOM		8489		25729	
317 CZECHO S				469	
335 GERMANY W		3566		9978	
344 ITALY				1631	
347 JAPAN				85	
376 SWITZRLND				261	
400 U STATES		54951		198084	
		67006		236237	
WASTE AND JUNK N O P	CWT				9269
100 U KINGDOM	730	954	798	1218	
400 U STATES	22486	7773	70501	27592	
	23216	8727	71299	28810	
WAX VEGETABLE AND MINERAL NOP	LB				9270
100 U KINGDOM			2800	1249	
309 BRAZIL	265243	188220	612370	438425	
335 GERMANY W	2240	1599	3902	2674	
352 MEXICO	6468	4262	31109	32746	
400 U STATES	36826	24088	117098	74520	
	310777	218169	767279	549614	
WAX AND MANUFACTURES N O P					9271
100 U KINGDOM		493		4786	
335 GERMANY W				2226	
344 ITALY				667	
376 SWITZRLND				137	
400 U STATES		30127		97263	
		30620		105079	
WHIPS AND PARTS					9272
100 U KINGDOM		60		559	
400 U STATES		168		1465	
		228		2024	
WINDOW CORNICES CORNICE POLES					9273
400 U STATES		282		282	
		282		282	
UNENUMERATED ARTICLES					9274
SHIPMENTS UNDER 50 DOLLARS					9275
100 U KINGDOM		103436		305544	
203 B E AFR		90		110	
205 RHOD NYAS		5		7	
207 UN SO AFR		214		411	
208 BSA OTHER				140	
210 G COAST				21	

IMPORTS INTO CANADA FOR CONSUMPTION

158

Articles and Countries from which Imported	MONTH OF MARCH 1957		THREE MONTHS ENDED MARCH 1957		Class Number
	Quantities	Values (\$)	Quantities	Values (\$)	
215 INDIA		570		1816	
216 PAKISTAN		64		180	
217 CEYLON		102		148	
218 MALAYA		56		96	
219 BELGIUM				2	
220 BERMUDA		59		287	
221 BRITISH GUIANA		146		328	
222 BAHAMA		18		132	
223 BARBADOS		91		184	
224 JAMAICA		66		582	
225 TRINIDAD		155		546	
227 BAHAMAS		99		127	
231 HONG KONG		6863		27150	
232 MALTA		3		18	
234 AUSTRALIA		381		1904	
236 NEW ZEALAND		77		138	
304 ARGENTINA		4		27	
305 AUSTRIA		1064		2579	
306 BELGIUM		3022		6718	
309 BRAZIL		834		907	
312 CHILE		674		1573	
313 CHINA		47		342	
315 CUBA		68		258	
316 CUBA		483		903	
317 CZECHOSLOVAKIA		149		1198	
318 DENMARK		938		3704	
319 GREENLAND		205		205	
321 ECUADOR		70		471	
322 EGYPT				80	
324 ESTONIA		8		8	
325 ETHIOPIA		62		62	
326 FINLAND		128		635	
327 FRANCE		11105		29092	
328 FR AFRICA		8		8	
329 INDOCHINA				40	
334 ST PIERRE		20		27	
335 GERMANY WEST		19614		55191	
336 GREECE		149		318	
337 GUATEMALA		257		753	
338 HAITI		39		41	
339 HONDURAS		59		59	
340 HUNGARY		80		158	
342 IRAN		369		369	
344 ITALY		5245		12395	
347 JAPAN		8225		27935	
352 MEXICO		1422		2743	
353 MOROCCO				45	
354 NETHERLANDS		6022		15825	
355 INDONESIA		1		1	
357 NETHERLANDS ANTILLES				30	
359 NORWAY		357		1415	
360 ISRAEL		44		152	
361 PANAMA		73		73	
362 PARAGUAY		2		7	
363 PERU				16	
364 PHILIPPINES		13		13	
365 POLAND		53		134	
366 PORTUGAL		99		646	
367 AZORES		111		179	
370 ROMANIA				92	
371 THAILAND		33		43	
372 SPAIN		301		1149	
373 CANARY ISLANDS				30	
375 SWEDEN		2183		6198	
376 SWITZERLAND		4560		11499	
378 JORDAN				7	
379 TURKEY		3		39	
380 USSR		40		238	
381 ALASKA		606		1850	
382 VIRGIN ISLANDS				5	
383 HAWAII		404		1065	
384 PUERTO RICO		181		509	
387 VENEZUELA		45		114	
388 YUGOSLAVIA		79		169	
389 IRELAND		178		271	
390 GERMANY EAST		79		431	
391 LEBANON				5	
392 SYRIA				70	
393 TAIWAN				6	
400 UNITED STATES		4195366		12029656	
		4377676		12560652	

Value, Price and Volume Indexes of Imports for Consumption

The following table gives index numbers of the declared (statistical) value of imports for consumption by months, and of the unit value (price) and volume of these imports. The value index expresses the value of imports in a given month as a percentage of the monthly average in the base year. The price index is of the fixed-weight aggregative (Laspeyres) type, and combines unit values calculated from the monthly import statistics with specified wholesale or other price quotations. These latter quotations are used where inadequate quantity reporting or insufficiently homogeneous items in the trade statistics prevent the obtaining of sufficiently representative unit value series. The volume index is derived by dividing the value index by the corresponding price index, and is, therefore, of the currently-weighted (Paasche) type. These indexes are computed with 1948 as an interim reference base pending conversion to the Bureau's official post-war reference base (1949).

In computing the price index certain adjustments were made to the regular grouping of commodities used in the trade statistics, and all three indexes are presented on the basis of these adjusted groups. The chief adjustments are as follows: the two groups "agricultural and vegetable products" and "animals and animal products" have been combined into one group now titled "agricultural and animal products"; the sub-group "rubber and its products" (1678-1732) and the item "advertising matter" (4291) have been transferred to the "miscellaneous products" group; the item "arms, etc., British or N.A.T.O. countries" (9196) has been deducted from the "miscellaneous products" total and the grand total; three "ships" items (9155-57) have been transferred to the "iron and steel and their products" group; and a few other adjustments designed to improve group classification by component material have been made.

These indexes are currently computed from the original data for months, quarters and calendar years. Approximate indexes for other periods may be obtained by averaging the monthly values. Although such indexes will be less accurate than would result from a separate computation based on the original data, the margin of error is insufficient to necessitate a lengthy separate computation.

A complete record of these series by months for the post-war period is published in issues of Volume I of the annual report "Trade of Canada". Some additional commodity information appears in issues of the "Review of Foreign Trade". Details of the computation of the price indexes are given in D.B.S. Reference Paper, No. 8, 1950, titled "Export and Import Price Indexes by Months, July, 1945 - June, 1950 (1948=100)".

MONTHLY INDEX NUMBERS OF DECLARED VALUES, PRICES AND PHYSICAL VOLUME OF IMPORTS FOR CONSUMPTION, BY GROUPS

Interim base, 1948 = 100

Month	Total			Agricultural and Animal Products			Fibres and Textiles			Wood Products and Paper			
	1955	1956	1957	1955	1956	1957	1955	1956	1957	1955	1956	1957	
INDEX OF DECLARED VALUES													
1	January	139.0	183.2	208.2	127.4	132.2	155.0	104.1	126.0	122.7	212.2	278.9	319.2
2	February	139.3	183.5	195.5	124.5	137.5	136.4	100.3	126.0	124.2	238.4	313.1	305.6
3	March	168.6	210.0	212.8	134.4	137.7	145.4	121.5	125.5	126.2	263.4	307.7	311.6
4	April	172.9	240.0		147.5	156.2		116.0	132.7		241.2	311.4	
5	May	195.7	248.0		161.7	190.3		112.5	131.3		275.6	330.3	
6	June	180.6	221.6		155.0	177.6		97.8	102.7		268.7	306.8	
7	July	167.6	218.1		127.2	171.0		93.6	106.1		241.1	326.3	
8	August	191.2	212.9		146.2	163.2		117.2	121.0		294.8	322.6	
9	September	187.6	196.2		143.3	154.3		107.4	97.2		290.9	315.1	
10	October	207.1	245.3		180.1	212.9		115.7	125.0		317.5	357.1	
11	November	201.0	236.3		177.2	211.7		118.4	136.3		302.1	327.7	
12	December	175.1	181.0		162.9	162.0		101.4	95.4		259.2	249.9	
AI	Annual Index	177.1	214.7		149.0	167.2		108.8	118.8		267.1	312.2	
INDEX OF PRICES													
1	January	109.0	113.4	115.0	102.5	98.8	100.1	98.3	92.7	92.1	116.3	122.8	123.6
2	February	109.6	113.8	116.1	102.1	99.4	100.1r	97.6	93.5	92.3r	117.2	123.1	123.2
3	March	110.4	114.4	115.9	101.7	98.7	96.8	97.7	93.4	90.0	118.4	123.5	124.0
4	April	110.6	113.8		100.8	100.0		96.3	90.0		119.0	123.5	
5	May	109.7	113.1		98.3	100.3		95.7	88.2		119.6	124.0	
6	June	109.8	113.5		99.7	104.1		97.1	88.1		118.9	124.4	
7	July	109.1	112.4		97.8	101.6		95.3	88.6		119.1	124.2	
8	August	109.6	112.4		98.6	101.8		95.7	87.7		119.2	124.3	
9	September	111.3	112.0		98.9	101.5		96.1	86.2		119.9	124.4	
10	October	112.1	112.8		99.1	100.4		94.0	88.3		120.3	123.9	
11	November	112.8	113.0		98.8	99.2		91.2	89.1		121.6	123.6	
12	December	113.6	113.5		99.5	100.0		93.2	90.2		122.8	123.3	
AI	Annual Index	110.5	113.0		99.8	99.9		95.5	89.2		119.4	123.8	
INDEX OF PHYSICAL VOLUME													
1	January	127.5	161.6	181.0	124.3	133.8	154.8	105.9	135.9	133.2	182.5	227.1	258.3
2	February	127.1	161.2	168.4	121.9	138.3	136.3r	102.8	134.8	134.6r	203.4	254.3	248.1
3	March	152.7	183.6	183.6	132.2	139.5	150.2	124.4	134.4	140.2	222.5	249.1	251.3
4	April	156.3	210.9		146.3	156.2		120.5	147.4		202.7	252.1	
5	May	178.4	219.3		164.5	189.7		117.6	148.9		230.4	266.4	
6	June	164.5	195.2		155.5	170.6		100.7	116.6		226.0	246.6	
7	July	153.6	194.0		130.1	168.3		98.2	119.8		202.4	262.7	
8	August	174.5	189.4		148.3	160.3		122.5	138.0		247.3	259.5	
9	September	168.6	175.2		144.9	152.0		111.8	112.8		242.6	253.3	
10	October	184.7	217.5		181.7	212.1		123.1	141.6		263.9	288.2	
11	November	178.2	209.1		179.4	213.4		129.8	153.0		248.4	265.1	
12	December	154.1	159.5		163.7	162.0		108.8	105.8		211.1	202.7	
AI	Annual Index	160.3	190.0		149.3	167.4		113.9	133.2		223.7	252.2	

r - revised

MONTHLY INDEX NUMBERS OF DECLARED VALUES, PRICES AND PHYSICAL VOLUME OF IMPORTS FOR CONSUMPTION, BY GROUPS

Interim base, 1948 = 100

Iron and Steel and their Products			Non-Ferrous Metals and their Products			Non-Metallic Minerals and their Products			Chemicals and Fertilizers			Miscellaneous Products			
1955	1956	1957	1955	1956	1957	1955	1956	1957	1955	1956	1957	1955	1956	1957	
INDEX OF DECLARED VALUES															
152.7	229.7	289.2	228.5	269.9	321.4	79.4	112.1	113.2	173.2	212.5	223.6	268.5	341.9	329.8	1
155.9	234.2	269.8	203.1	274.7	275.2	78.0	97.3	101.9	166.4	224.6	250.7	300.3	338.4	332.9	2
205.0	311.7	301.6	242.7	297.5	307.3	87.6	92.0	104.3	208.6	232.6	242.8	357.0	395.0	404.5	3
210.6	356.4		225.5	332.6		91.2	113.7		203.6	282.4		398.8	458.0		4
236.9	346.9		253.1	350.8		115.9	133.5		238.8	288.9		461.5	446.6		5
219.7	303.5		239.9	330.2		113.7	132.6		226.4	246.3		372.8	378.8		6
202.9	284.4		211.6	336.2		105.6	133.5		212.1	251.7		403.7	404.4		7
208.5	246.9		283.9	338.6		139.3	158.8		232.0	227.2		431.5	412.8		8
202.2	243.2		304.8	315.0		118.3	132.3		239.8	213.4		492.2	362.7		9
225.7	310.5		341.6	392.2		141.1	150.5		262.6	267.2		430.4	436.2		10
218.7	300.0		347.4	359.8		138.7	145.1		250.0	262.5		381.0	381.1		11
208.1	235.7		274.9	263.9		102.3	111.8		208.2	197.0		333.7	296.8		12
203.9	283.6		263.1	321.8		109.3	126.1		218.5	242.2		386.0	387.7		AI
INDEX OF PRICES															
120.4	132.0	136.5	121.6	131.9	134.8	100.4	101.6	104.7	107.5	112.2	110.8	111.8	128.8	115.4	1
121.9	132.9	136.8	122.3	132.2	135.9r	100.3	101.3	108.7r	108.4	112.3	110.9r	114.7	127.7	117.8	2
123.3	133.4	136.9	123.1	132.5	136.0	101.2	103.8	111.6	109.4	112.7	109.9	117.6	126.8	116.3	3
123.6	133.3		124.4	132.6		102.2	103.4		109.6	112.8		119.2	123.0		4
123.6	133.1		124.4	133.5		100.6	102.3		110.1	112.1		116.9	118.9		5
123.7	132.8		125.2	134.0		99.3	102.2		109.7	111.7		115.3	117.6		6
123.8	132.7		124.3	132.4		99.1	100.4		109.1	111.4		115.5	113.6		7
124.1	132.8		124.3	132.4		99.3	101.4		109.5	111.1		118.0	111.7		8
126.5	132.4		125.2	131.8		100.1	101.0		109.3	111.3		126.2	112.8		9
128.7	134.1		126.6	132.6		101.0	101.3		111.0	110.8		130.3	114.5		10
130.4	134.3		130.1	134.1		101.7	102.2		111.8	109.9		132.1	113.9		11
131.5	134.9		131.0	134.2		102.2	102.4		111.9	110.3		131.2	112.8		12
125.2	133.2		124.8	132.8		100.6	102.0		109.9	111.7		119.7	118.3		AI
INDEX OF PHYSICAL VOLUME															
126.8	174.0	211.9	187.9	204.6	238.4	79.1	110.3	108.1	161.1	189.4	201.8	240.2	265.5	285.8	1
127.9	176.2	197.2	166.1	207.8	202.5r	77.8	96.1	93.7r	153.5	200.0	226.1r	261.8	265.0	282.6	2
166.3	233.7	220.3	197.2	224.5	226.0	86.6	88.6	93.5	190.7	206.4	220.9	303.6	311.5	347.8	3
170.4	267.4		181.3	250.8		89.2	110.0		185.8	250.4		334.6	372.4		4
191.7	260.6		203.5	262.8		115.2	130.5		216.9	257.7		394.8	375.6		5
177.6	228.5		191.6	246.4		114.5	129.7		206.4	220.5		323.3	322.1		6
163.9	214.3		170.2	253.9		106.6	133.0		194.4	225.9		349.5	356.0		7
168.0	185.9		228.4	255.7		140.3	156.6		211.9	204.5		365.7	369.6		8
159.8	183.7		243.5	239.0		118.2	131.0		219.4	191.7		390.0	321.5		9
175.4	231.5		269.8	295.8		139.7	148.6		236.6	241.2		330.3	381.0		10
167.7	223.4		267.0	268.3		136.4	142.0		223.6	238.9		288.4	334.6		11
158.3	174.7		209.8	196.6		100.1	109.2		186.1	178.6		254.3	263.1		12
162.9	212.9		210.8	242.3		108.6	123.6		198.8	216.8		322.5	327.7		AI

STATISTICS CANADA LIBRARY
BIBLIOTHÈQUE STATISTIQUE CANADA



1010492896