

65-007

G. Gouillard



CANADA

TRADE OF CANADA

IMPORTS

APRIL, 1957


AND

FOUR MONTHS ENDED APRIL, 1957

DOMINION BUREAU OF STATISTICS

International Trade Division

External Trade Section



IMPORTS INTO CANADA FOR CONSUMPTION

Changes affecting Previous Reports
 Cumulative totals adjusted in April Report

1957
 Import
 List No. 4

MONTH OF FEBRUARY, 1957

Class Number

7141 - Deduct from United States	2,550 cwt.	\$ 1,791
7173 - Add to United States	26,970 gal.	\$ 1,791

MONTH OF MARCH, 1957

Class Number

94 - Deduct from Hong Kong	839,995 lb.	\$ 99,122
94 - Add to China	839,995 lb.	\$ 99,122
3322 - Deduct from United States	2,302 doz. pr.	\$ 13,080
3322 - Add to United Kingdom	2,302 doz. pr.	\$ 13,080
7141 - Deduct from United States	7,100 cwt.	\$ 5,000
7173 - Add to United States	75,780 gal.	\$ 5,000



© 1994
WORLD
WIDE
WIND

DOMINION BUREAU OF STATISTICS

International Trade Division

External Trade Section

TRADE OF CANADA

IMPORTS

APRIL, 1957

AND

FOUR MONTHS ENDED APRIL, 1957

Published by Authority of

The Honourable Gordon Churchill, Minister of Trade and Commerce

7502-505—47

Price \$5 a year
Single copies 50 cents

Vol. 14, No. 4

TABLE OF CONTENTS

	Page
EXPLANATORY NOTES	2
KEY TO ABBREVIATIONS OF COUNTRIES	3
 SUMMARY TABLES:	
Imports into Canada for Consumption, by Countries	4
Imports into Canada for Consumption, by Main Groups	6
 DETAILED TABLES:	
Imports for Consumption, by Articles and Countries:	
Agricultural and Vegetable Products (except Chemicals, Fibres and Wood):	Class Number
A – Mainly Food	1 to 390
B – Other than Food	1501 to 1846
Animals and Animal Products (except Chemicals and Fibres).....	2012 to 2348
Fibres, Textiles and Textile Products	3001 to 3576
Wood, Wood Products and Paper	4002 to 4311
Iron and Its Products	5001 to 5738
Non-Ferrous Metals and Their Products (except Gold)	6001 to 6260
Non-Metallic Minerals and Their Products (except Chemicals).....	7001 to 7304
Chemicals and Allied Products	8001 to 8950
Miscellaneous Commodities	9000 to 9275

VALUE AND VOLUME at end of report

EXPLANATORY NOTES

- 1. Source of Data.** Statistics of imports are based upon the declarations of importers (import entries) as subsequently checked by customs officials.
- 2. Valuation.** The value of goods imported is the value as determined for customs duty purposes. In most cases this corresponds to the value shown on the invoice accompanying the goods, converted to Canadian dollars at authorized exchange rates (usually the commercial rate prevailing on the date at which the goods were actually despatched to Canada), and excluding such charges as freight, insurance, handling and taxes. In effect, therefore, import values are taken f.o.b. point of shipment in the country of export.
- 3. Units of Quantity.** Weight, where shown, is the net weight of the goods, excluding the weight of such packing as is required for shipment, except in certain special cases otherwise defined in the Customs Tariff. The expression "ton" means 2,000 pounds, and "cwt." 100 pounds, avoirdupois. Where other units of quantity are used, Imperial standards apply.

In this report are items such as "engines, gas, n.o.p., and parts" which show a quantity in "number" as well as value. In these items the "number" refers only to the number of substantially complete articles imported, while the value includes also the value of any parts of the article imported. For such items the average value per unit cannot be ascertained.
- 4. Coverage.** Statistics of imports include all goods which enter Canada and are cleared by customs officials for domestic sale or use. The series, therefore, includes goods which are cleared by customs immediately on entry into the country, and goods cleared out of customs warehouses; but excludes goods placed in customs warehouses on entering the country. The technical phrase "Imports entered for consumption" which is sometimes used to describe Canadian import statistics does not imply that all imports will actually be consumed in Canada, but only that they are free to be so consumed without further customs formalities.
- 5. Exclusions.** Import statistics exclude gold, but include gold products where the value of the gold content is less than 80% of the value of the article. A small amount of gold scrap in the form of jewellers' sweepings is also included. Some goods for the use of United States forces stationed at treaty bases in Canada are excluded, as are ships of British construction and registry imported for use in Canada, ships purchased for use in foreign trade, bunker supplies and ships' stores purchased by Canadian vessels abroad, temporary imports for exhibition or competition, and Canadian-owned military equipment returned to Canada.
- 6. Countries Credited.** Imports are usually credited to the country from which the goods were consigned to Canada. The country of consignment is the country from which goods have come to Canada without interruption of transit except in the course of transfer from one means of conveyance to another.

An exception to this rule is made in the case of imports of goods originating in Central or South America (including the Antilles and Bermuda) which are consigned to Canada from the United States. This class of imports is credited to the country in which the goods originated.
- 7. Time Periods.** Import statistics for any month include all goods declared on import entries received at the Bureau of Statistics during the calendar month in question.
- 8. Abbreviations.** Many descriptions of countries and articles used in this report are abbreviated or incomplete because of mechanical limitations. A key to abbreviations of countries appears in this report, and full descriptions of all articles appear in Volume III of the annual report "Trade of Canada". The letters "N.O.P." mean "not otherwise provided for".
- 9. Revisions.** All statistics in this report are subject to revision. Revisions to previous reports are published on the coloured pages at the beginning of each monthly report.

KEY TO ABBREVIATIONS OF COUNTRIES

Note:— The classification of Countries with a statement of the territorial limits used for statistical purposes will be found in Volume I of the Annual Report of the Trade of Canada.

Aden	Aden	Ireland	Ireland
Afghan	Afghanistan	Israel	Israel
Alaska	Alaska	Ital Afr	Italian Africa
Albania	Albania	Italy	Italy
Virgin Is	American Virgin Islands	Jamaica	Jamaica
Arabia	Arabia	Japan	Japan
Argentina	Argentina	Jordan	Jordan
Australia	Australia	Korea	Korea
Austria	Austria	Latvia	Latvia
Azores	Azores and Madeira	Lebanon	Lebanon
Bahamas	Bahamas	Leew Wind	Leeward and Windward Islands
Barbados	Barbados	Liberia	Liberia
Bel Congo	Belgian Congo	Libya	Libya
Belgium	Belgium and Luxembourg	Lithuania	Lithuania
Bermuda	Bermuda	Madagascar	Madagascar
Bolivia	Bolivia	Malaya	Malaya and Singapore
Brazil	Brazil	Malta	Malta
B E Afr	British East Africa	Mauritius	Mauritius and Seychelles
B Guiana	British Guiana	Mexico	Mexico
B Hond	British Honduras	Morocco	Morocco
Bulgaria	Bulgaria	Nethrlnds	Netherlands
Burma	Burma	Neth Ant	Netherlands Antilles
Canary Is	Canary Islands	New Zeal	New Zealand
Ceylon	Ceylon	Nicaragua	Nicaragua
Chile	Chile	Nigeria	Nigeria
China	China, except Taiwan	Norway	Norway
Colombia	Colombia	B E I Other	Other British East Indies
C Rica	Costa Rica	B Oceania	Other British Oceania
Cuba	Cuba	B S A Other	Other British South Africa
Czecho S	Czechoslovakia	B W A Other	Other British West Africa
Denmark	Denmark	Pakistan	Pakistan
Dom Rep	Dominican Republic	Panama	Panama
Ecuador	Ecuador	Paraguay	Paraguay
Egypt	Egypt	Peru	Peru
El Salvd	El Salvador	Phil	Philippines
Estonia	Estonia	Poland	Poland
Ethiopia	Ethiopia	Portugal	Portugal
Falkland	Falkland Islands	Port E Af	Portuguese East Africa
Finland	Finland	Port W Af	Portuguese West Africa
Fiji	Fiji	Port Asia	Portuguese Asia
France	France	P Rico	Puerto Rico
Fr Africa	French Africa	Rhod Nyas	Rhodesia and Nyasaland
Fr Guiana	French Guiana	Roumania	Roumania
Fr Oceana	French Oceania	U S S R	U.S.S.R. (Russia)
Fr W Ind	French West Indies	S Leone	Sierra Leone
Gambia	Gambia	Spain	Spain
Germany E	Germany, Eastern	Span Afr	Spanish Africa
Germany W	Germany, Federal Republic of	St. Pierre	St. Pierre and Miquelon
Gibraltar	Gibraltar	Sudan	Sudan
G Coast	Gold Coast	Surinam	Surinam
Greece	Greece	Sweden	Sweden
Greenland	Greenland	Switzrlnd	Switzerland
Guatemala	Guatemala	Syria	Syria
Haiti	Haiti (Republic of)	Taiwan	Taiwan (Formosa)
Hawaii	Hawaii	Thailand	Thailand (Siam)
Honduras	Honduras	Trinidad	Trinidad and Tobago
Hong Kong	Hong Kong	Turkey	Turkey
Hungary	Hungary	Un So Afr	Union of South Africa
Iceland	Iceland	U Kingdom	United Kingdom
India	India	U States	United States
IndoChina	Indo-China	U S Ocea	United States Oceania
Indonesia	Indonesia	Uruguay	Uruguay
Iran	Iran	Venezuela	Venezuela
Iraq	Iraq	Yugo Slav	Yugoslavia

IMPORTS INTO CANADA FOR CONSUMPTION, BY COUNTRIES (EXCLUDING GOLD)

Countries	Month of April		Four Months ended April	
	1956	1957	1956	1957
	\$	\$	\$	\$
Commonwealth Countries				
United Kingdom.....	50,046,215	52,318,103	147,841,008	166,003,494
Aden.....	12,723	4,958	24,510	14,915
British East Africa.....	600,174	719,292	2,543,391	2,286,781
Mauritius and Seychelles.....	-	547,930	1,565,376	2,164,538
Rhodesia and Nyasaland.....	5,926	257,241	7,843	258,292
Union of South Africa.....	287,678	771,025	1,251,573	1,785,922
Other British South Africa.....	69	9	1,837	613
Gambia.....	-	-	-	-
Gold Coast.....	110,604	11,042	135,869	35,111
Nigeria.....	66,174	234,830	213,788	234,830
Sierra Leone.....	-	-	-	-
Other British West Africa.....	-	-	-	190
Ceylon.....	1,598,690	1,569,265	4,797,302	5,428,686
India.....	3,155,311	2,792,178	9,169,373	9,892,831
Malaya and Singapore.....	2,048,687	2,940,199	9,936,535	10,028,904
Pakistan.....	122,269	74,072	353,656	171,416
Other British East Indies.....	-	8,726	42,168	17,144
Bermuda.....	32,772	21,843	84,190	59,604
British Guiana.....	912,278	932,217	2,545,840	2,525,330
British Honduras.....	1,628	51,087	19,257	110,284
Bahamas.....	19,540	5,202	98,885	38,957
Barbados.....	179,097	438,922	660,993	1,156,476
Jamaica.....	441,733	4,045,680	3,081,967	9,023,902
Leeward and Windward Islands.....	857,080	184,799	889,518	252,481
Trinidad and Tobago.....	625,758	380,193	1,391,908	2,070,207
Falkland Islands.....	-	-	-	-
Gibraltar.....	-	251	701	6,251
Hong Kong.....	739,881	601,582	2,129,222	2,082,964
Malta.....	2,172	4,627	16,237	21,608
Australia.....	298,666	927,002	4,990,687	6,031,628
Fiji.....	49	20	2,054,996	852,338
New Zealand.....	1,821,593	2,087,222	4,965,043	3,515,019
Other British Oceania.....	-	-	-	-
Total Commonwealth Countries.....	63,986,767	71,929,517	200,813,673	226,070,716
Foreign Countries				
Afghanistan.....	-	-	-	-
Albania.....	-	-	-	-
Arabia.....	873,602	-	4,453,615	1,247,163
Argentina.....	403,819	415,086	1,138,277	1,227,883
Austria.....	346,547	339,574	1,152,719	1,321,414
Belgium and Luxembourg.....	4,712,199	5,468,219	11,139,470	13,736,311
Belgian Congo.....	80,736	82,509	294,362	603,402
Bolivia.....	24,308	12,742	48,996	23,008
Brazil.....	2,695,781	2,900,555	10,406,547	10,934,265
Bulgaria.....	115	1	115	1
Burma.....	-	-	-	55
Chile.....	223,246	548,025	316,209	910,515
China (except Taiwan).....	385,018	593,252	2,367,404	2,663,426
Taiwan.....	710	12,675	30,259	48,749
Colombia.....	1,803,659	1,614,026	8,583,425	6,251,031
Costa Rica.....	94,010	890,549	974,547	2,731,322
Cuba.....	2,078,504	694,616	3,651,350	2,982,120
Czechoslovakia.....	450,413	724,669	1,259,589	1,827,530
Denmark.....	482,748	858,164	1,668,249	1,989,767
Greenland.....	341	982	2,151	3,449
Dominican Republic.....	55,054	43,655	640,256	314,170
Ecuador.....	484,137	164,979	1,347,929	719,528
Egypt.....	8,019	4,433	27,996	32,631
El Salvador.....	383,746	94,029	560,163	393,014
Estonia.....	-	-	-	1,998
Ethiopia.....	23,755	-	50,545	11,440
Finland.....	33,075	12,088	119,563	89,955
France.....	2,814,384	3,691,562	7,994,934	9,787,025
French Africa.....	101,714	75,230	255,699	179,765
Indo-China.....	34	2	11,961	1,042
French Guiana.....	-	-	-	-
French Oceania.....	-	-	-	-
French West Indies.....	20	-	20	-
Madagascar.....	8,869	1,860	21,709	6,848
St. Pierre and Miquelon.....	3,935	1,863	4,818	20,278

Countries	Month of April		Four Months ended April	
	1956	1957	1956	1957
	\$	\$	\$	\$
Foreign Countries - Concluded				
Germany, Federal Republic of	7,407,392	9,612,147	22,428,527	28,109,414
Germany, Eastern	25,879	44,404	130,356	149,245
Greece	10,036	19,201	59,715	98,014
Guatemala	443,371	383,472	1,339,781	1,995,585
Haiti	152,260	101,948	633,500	271,770
Honduras	326,416	203,783	596,057	1,760,938
Hungary	6,866	25,882	29,817	187,539
Iceland	326	113	1,233	5,554
Iran	105	34,700	371,708	144,857
Iraq	-	-	224,843	98,984
Ireland	46,677	54,218	175,936	164,464
Israel	147,127	160,835	663,900	589,531
Italy	1,911,507	2,668,072	5,531,977	8,092,175
Italian Africa	-	-	-	-
Japan	5,139,680	5,796,019	18,083,342	20,531,762
Jordan	-	-	-	1,778
Korea	1,482	1	1,507	1
Latvia	920	-	920	-
Lebanon	1,057,046	127	4,377,816	2,265
Liberia	-	-	273,035	-
Libya	223	-	223	-
Lithuania	-	-	-	-
Mexico	5,729,481	2,427,151	25,210,350	6,150,521
Morocco	7,938	14,352	32,458	49,797
Netherlands	2,856,400	2,814,690	6,327,535	6,883,130
Indonesia	31,969	68,002	280,283	384,392
Surinam	187,912	147,280	525,030	633,608
Netherlands Antilles	2,534,389	2,132,978	9,839,979	7,284,400
Nicaragua	222,842	114,902	255,728	129,550
Norway	238,359	474,047	638,159	964,809
Panama	946,494	603,659	3,562,119	1,909,993
Paraguay	23,963	14,186	68,599	47,610
Peru	63,513	223,933	331,851	962,438
Philippines	150,206	139,115	1,138,638	1,574,413
Poland	116,456	62,662	272,005	312,502
Portugal	249,574	199,625	584,631	545,892
Azores and Madeira	21,714	14,263	54,378	33,200
Portuguese East Africa	58,088	100	233,102	100
Portuguese West Africa	-	-	42,129	-
Portuguese Asia	-	-	-	-
Roumania	-	90	-	182
Spain	398,495	441,931	1,658,777	1,280,812
Canary Islands	2,178	2,014	7,106	6,622
Spanish Africa	-	-	400	-
Sudan	503	-	1,622	-
Sweden	1,471,258	1,391,246	3,647,977	5,558,255
Switzerland	2,007,785	2,259,832	7,045,579	7,123,644
Syria	6,987	637	913,209	11,050
Thailand	56,540	34,724	429,656	300,805
Turkey	71,906	41,079	216,857	133,091
U.S.S.R. (Russia)	364,056	9,798	411,629	48,518
United States	400,293,863	393,173,397	1,361,768,012	1,424,420,667
Alaska	185,433	369,501	1,127,125	1,019,827
American Virgin Islands	-	4,500	-	5,175
Hawaii	213,594	601,415	1,011,490	1,179,608
Puerto Rico	95,351	41,850	342,439	244,964
United States Oceania	-	-	-	-
Uruguay	79,212	62,849	329,362	259,580
Venezuela	14,471,184	19,013,458	62,017,319	78,593,492
Yugoslavia	7,079	33,443	25,333	136,299
Total Foreign Countries	468,414,533	465,282,976	1,603,797,936	1,670,451,927
GRAND TOTAL	532,401,300	537,212,493	1,804,611,609	1,896,522,643

**IMPORTS INTO CANADA FOR CONSUMPTION FROM ALL COUNTRIES, FROM THE UNITED KINGDOM
AND FROM THE UNITED STATES, BY MAIN GROUPS (EXCLUDING GOLD)**

Main Groups	Month of April		Four Months ended April	
	1956	1957	1956	1957
	\$	\$	\$	\$
ALL COUNTRIES				
Agricultural and Vegetable Products (except Chemicals, Fibres and Wood)	49,418,884	55,835,671	177,357,674	191,067,959
Animals and Animal Products (except Chemicals and Fibres)	9,764,127	11,796,818	39,120,372	43,098,805
Fibres, Textiles and Textile Products	38,762,805	39,182,924	149,051,594	148,189,792
Wood, Wood Products and Paper	19,080,428	20,156,937	74,050,220	77,238,825
Iron and Its Products	232,726,189	231,801,010	741,234,353	795,161,840
Non-Ferrous Metals and Their Products	42,449,074	40,867,510	149,987,655	156,910,737
Non-Metallic Minerals and Their Products (except Chemicals)	57,475,074	60,445,958	209,294,967	221,432,853
Chemicals and Allied Products	28,251,559	27,895,111	95,632,328	99,938,025
Miscellaneous Commodities	54,473,160	49,230,554	168,882,446	163,483,807
Total	532,401,300	537,212,493	1,804,611,609	1,896,522,643
UNITED KINGDOM				
Agricultural and Vegetable Products (except Chemicals, Fibres and Wood)	2,469,714	2,468,654	7,822,771	7,703,158
Animals and Animal Products (except Chemicals and Fibres)	1,169,050	1,369,537	4,557,500	4,993,099
Fibres, Textiles and Textile Products	9,903,293	10,766,473	34,314,957	36,670,124
Wood, Wood Products and Paper	502,168	577,443	1,831,947	1,810,404
Iron and Its Products	17,836,959	20,567,798	48,522,737	60,955,112
Non-Ferrous Metals and Their Products	7,264,177	6,097,882	20,885,795	21,238,047
Non-Metallic Minerals and Their Products (except Chemicals)	3,349,996	3,128,393	10,261,809	8,632,274
Chemicals and Allied Products	2,135,776	2,624,332	6,552,586	7,020,830
Miscellaneous Commodities	5,415,082	4,717,591	13,090,906	16,980,446
Total	50,046,215	52,318,103	147,841,008	166,003,494
UNITED STATES				
Agricultural and Vegetable Products (except Chemicals, Fibres and Wood)	25,587,516	28,989,107	92,097,842	102,060,763
Animals and Animal Products (except Chemicals and Fibres)	5,992,877	6,775,610	25,799,392	28,172,762
Fibres, Textiles and Textile Products	16,069,250	19,369,430	62,638,860	80,838,322
Wood, Wood Products and Paper	17,249,834	18,079,363	68,146,309	70,703,208
Iron and Its Products	204,413,475	195,036,493	664,617,830	690,292,012
Non-Ferrous Metals and Their Products	29,852,306	28,007,426	113,441,646	115,896,726
Non-Metallic Minerals and Their Products (except Chemicals)	31,786,699	33,408,695	106,369,358	116,111,269
Chemicals and Allied Products	24,549,641	23,405,501	84,727,805	87,998,798
Miscellaneous Commodities	44,792,265	40,101,772	143,928,970	132,346,807
Total	400,293,863	393,173,397	1,361,768,012	1,424,420,667

IMPORTS INTO CANADA FOR CONSUMPTION

Articles and Countries from which Imported	MONTH OF APRIL 1957		FOUR MONTHS ENDED APRIL 1957		Class Number
	Quantities	Values (\$)	Quantities	Values (\$)	
<u>GROUP 1</u>					
<u>AGRICULTURAL PRODUCTS</u>					
<u>A MAINLY FOOD</u>					
APPLES FRESH	LB				1
381 ALASKA			1450	267	
400 U STATES	5473995	335015	17020547	1025956	
	5473995	335015	17021997	1026223	
APRICOTS QUINCES FRESH	LB				2
312 CHILE			12110	2331	
400 U STATES			12761	2523	
			24871	4854	
BANANAS	CWT				3
222 B HOND	37	387	466	4128	
314 COLOMBIA	13786	71372	42232	254679	
315 C RICA	108130	866962	289461	2377517	
316 CUBA	40	432	40	432	
321 ECUADOR	23955	149701	83077	538611	
337 GUATEMALA	28454	183725	39977	273870	
339 HONDURAS	34645	199707	267364	1743575	
361 PANAMA	82845	577665	258492	1862904	
381 ALASKA			9	351	
400 U STATES	29	313	313	3245	
	291921	2050264	981431	7059312	
CHERRIES FRESH	LB				4
400 U STATES			4310	713	
			4310	713	
CRANBERRIES FRESH	LB				5
400 U STATES	2100	313	186030	26180	
	2100	313	186030	26180	
GRAPEFRUIT FRESH	LB				6
100 U KINGDOM			1925	58	
224 JAMAICA			4410	347	
231 HONG KONG			11032	1271	
400 U STATES	18532078	651134	64409614	2209915	
	18532078	651134	64426981	2211591	
GRAPES FRESH	LB				7
100 U KINGDOM			37057	4471	
207 UN SO AFR	189740	18754	189740	18754	
304 ARGENTINA	41214	9095	41214	9095	
312 CHILE	324280	61184	395405	80291	
381 ALASKA			1039	192	
400 U STATES	1089242	140661	12476627	1302099	
	1644476	229694	13141082	1414902	
GUAVAS MANGOES PLANTAINS FRESH					8
400 U STATES				371	
				371	
LEMONS FRESH	LB				9
344 ITALY			107482	9113	
400 U STATES	2196499	144181	9787373	741016	
	2196499	144181	9894855	750129	
LIMES FRESH	LB				10
352 MEXICO			455	81	
400 U STATES	9620	1754	48632	6895	
	9620	1754	49087	6976	
MUSKMELONS CANTALOUPEES FRESH	LB				11
304 ARGENTINA			10560	1210	
312 CHILE	128993	8059	177574	12902	
352 MEXICO	1444775	77462	2053612	132998	
400 U STATES	40870	4080	296425	29771	
	1614638	89601	2338171	176881	
MELONS FRESH M O P	NO				12
304 ARGENTINA			731	405	
316 CUBA			579	1183	
352 MEXICO	36731	17396	52345	27014	
400 U STATES	30479	18446	41657	25901	
	67210	35842	93912	54503	
ORANGES MANDARINES FRESH	CU FT				13
100 U KINGDOM			1641	4623	
224 JAMAICA			60	150	
231 HONG KONG			607	1479	
344 ITALY			2000	3240	
347 JAPAN			27764	44952	
352 MEXICO	8118	14593	27266	43516	
360 ISRAEL			34672	82201	
372 SPAIN			16987	30716	
381 ALASKA			158	417	
393 TAIWAN			3466	10745	
400 U STATES	1022635	2433325	3571567	8121542	
	1030753	2447918	3686188	8343588	
PEACHES FRESH	LB				14
312 CHILE	3534	494	22435	3189	
400 U STATES			17295	2265	
	3534	494	39730	5454	
PEARS FRESH	LB				15
304 ARGENTINA	17659	2372	21891	2786	
400 U STATES	1733724	142404	5657125	447840	
	1751383	144776	5679016	450626	

IMPORTS INTO CANADA FOR CONSUMPTION

8

Articles and Countries from which Imported	MONTH OF APRIL 1957		FOUR MONTHS ENDED APRIL 1957		Class Number
	Quantities	Values (\$)	Quantities	Values (\$)	
PINEAPPLES FRESH	LB				16
316 CUBA	2358535	120407	4503174	228895	
383 HAWAII	386525	31912	566244	45413	
384 P RICO	119300	6312	202895	10941	
400 U STATES	8700	696	48400	2694	
	2873060	159327	5320713	287943	
PLUMS OR PRUNES FRESH	LB				17
304 ARGENTINA			3475	861	
312 CHILE	5155	514	45717	9605	
400 U STATES			40587	7059	
	5155	514	89779	17525	
BERRIES FRESH N O P	LB				18
326 FINLAND			605	158	
400 U STATES			125	50	
			730	208	
STRAWBERRIES FRESH	LB				19
400 U STATES	568067	166528	757321	216426	
	568067	166528	757321	216426	
FRESH FRUITS N O P					20
383 HAWAII		264		839	
400 U STATES		14477		52719	
		14741		53558	
APPLES DRIED	LB				31
400 U STATES	79668	28812	467513	76654	
	79668	28812	467513	76654	
APRICOTS NECTARINES DRIED	LB				32
231 HONG KONG			80	149	
372 SPAIN	93406	23222	129782	32222	
400 U STATES	60829	30785	196971	98827	
	154235	54007	326833	131198	
BANANAS DRIED	LB				33
400 U STATES			4240	4251	
			4240	4251	
CURRENTS DRIED	LB				34
234 AUSTRALIA			179200	23967	
400 U STATES	4915	856	23864	4549	
	4915	856	203064	28516	
DATES	LB				36
231 HONG KONG	1440	429	8807	2409	
342 IRAN			1611289	94073	
343 IRAQ			1938464	98484	
400 U STATES	103869	11529	1805902	191529	
	105309	11958	5364462	386495	
FIGS DRIED AND FIG PASTE	LB				37
366 PORTUGAL			30000	2096	
379 TURKEY			5622	843	
400 U STATES	93629	19236	284878	63650	
	93629	19236	320500	66589	
PEACHES DRIED	LB				38
400 U STATES	30451	10467	72860	22941	
	30451	10467	72860	22941	
PRUNES OR PLUMS DRIED UNPITTED	LB				39
231 HONG KONG	600	126	600	126	
400 U STATES	1400180	241852	4325575	726540	
	1400780	241978	4326175	726666	
PEARS DRIED	LB				40
400 U STATES	9530	2834	24128	7156	
	9530	2834	24128	7156	
RAISINS	LB				41
207 UN SO AFR	196875	31950	196875	31950	
234 AUSTRALIA			1184400	167069	
372 SPAIN			3440	1046	
400 U STATES	1503849	208938	4917288	684361	
	1700724	240888	6302003	884426	
FRUITS DRIED N O P	LB				42
231 HONG KONG	3756	1155	11120	3920	
347 JAPAN			300	160	
400 U STATES	51036	17314	182692	63875	
	54792	18469	194112	67955	
RASPBERRIES FROZEN 1 LB OR LESS	LB				43
400 U STATES			37567	9906	
			37567	9906	
RASPBERRIES FROZEN OVER 1 LB	LB				44
354 NETHRLNDS	16219	3919	16219	3919	
400 U STATES			3000	1042	
	16219	3919	19219	4961	
STRAWBERRIES FROZN 1 LB OR LBS	LB				45
400 U STATES	172390	45366	1132006	269235	
	172390	45366	1132006	269235	
STRAWBERRIES FROZEN OVER 1 LB	LB				46
352 MEXICO	120000	14602	180000	20620	
354 NETHRLNDS	896	194	896	194	
400 U STATES	47170	7548	472780	85708	
	168066	22344	653676	106522	
FRUITS N O P FROZN 1 LB OR LESS	LB				47
400 U STATES	2795	475	19565	3859	
	2795	475	19565	3859	
FRUITS N O P FROZEN OVER 1 LB	LB				48
354 NETHRLNDS	6034	822	8234	1308	
400 U STATES	308396	46475	1200088	183312	
	314430	47297	1208322	184620	
APRICOTS CANNED	LB				49
100 U KINGDOM			9310	1536	
207 UN SO AFR	154490	27665	256174	49529	
234 AUSTRALIA			72922	9242	
400 U STATES	366082	44045	1509470	179248	
	520572	71710	1847876	239555	

IMPORTS INTO CANADA FOR CONSUMPTION

Articles and Countries from which Imported	MONTH OF APRIL 1957		FOUR MONTHS ENDED APRIL 1957		Class Number	
	Quantities	Values (\$)	Quantities	Values (\$)		
PEACHES CANNED	LB					
234 AUSTRALIA			120989	16346	50	
400 U STATES	1776473	197231	5753287	647768		
	1776473	197231	5874276	664114		
CHERRIES SULPHURED OR IN BRINE	LB					
344 ITALY	518718	76272	736641	111317	51	
354 NETHRLNDS	17028	1477	17028	1477		
	535746	77749	753669	112794		
OLIVES SULPHURED OR IN BRINE	LB					
231 HONG KONG	500	87	500	87	52	
304 ARGENTINA	720	118	1324	284		
328 FR AFRICA	57640	7338	168533	26114		
336 GREECE			56601	13305		
353 MOROCCO			42338	7308		
372 SPAIN	227819	56733	1084165	273268		
400 U STATES	114392	22850	475034	93535		
	401071	87126	1828495	413901		
LEMON ORANGE GRAPE FRUIT RINDS						
100 U KINGDOM				206	53	
231 HONG KONG		176		976		
316 CUBA		1184		1184		
338 HAITI		1852		1852		
344 ITALY		10373		24300		
384 P RICO				5050		
400 U STATES		2516		3971		
		16101		37539		
MARMALADES CANNED	LB					
100 U KINGDOM	208647	36228	512349	87987	54	
224 JAMAICA	40800	3141	40800	3141		
335 GERMANY W			300	95		
400 U STATES			2796	714		
	249447	39369	556245	91937		
PEARS IN CANS	LB					
234 AUSTRALIA			62423	8982	55	
400 U STATES	222766	34123	654666	102410		
	222766	34123	717089	111392		
PINEAPPLE IN CANS	LB					
207 UN SO AFR			1500	301	56	
218 MALAYA	69000	7207	636500	76653		
234 AUSTRALIA			86927	12917		
316 CUBA	27000	2966	68000	7067		
352 MEXICO	108270	10897	261738	25675		
383 HAWAII	2076439	272375	4650357	621922		
400 U STATES			48201	6941		
	2280709	293445	5753223	751476		
FRUITS IN CANS N O P	LB					
100 U KINGDOM	3654	602	3654	602	57	
215 INDIA			159	59		
231 HONG KONG	350	70	3170	1155		
234 AUSTRALIA			259638	25273		
318 DENMARK			11774	2902		
335 GERMANY W			1433	301		
347 JAPAN	78090	7952	1493779	168844		
352 MEXICO	4400	610	4400	610		
354 NETHRLNDS	15795	3508	291920	52760		
375 SWEDEN	1050	265	1050	265		
383 HAWAII	600	132	1080	248		
400 U STATES	393163	46712	1625606	193241		
	497102	59851	3697663	446254		
CHERRIES FROZEN 1LB OR LESS	LB					
400 U STATES			240	57		58
			240	57		
CHERRIES FROZEN OVER 1LB	LB					
400 U STATES	297045	47987	1023375	166694	59	
	297045	47987	1023375	166694		
FRUITS NUTS PICKLED PRESERVED	GAL					
100 U KINGDOM	2986	8378	4163	13488	60	
215 INDIA	180	489	1770	3606		
224 JAMAICA			18	50		
231 HONG KONG	794	1390	3206	6524		
316 CUBA	16943	10316	16945	10316		
327 FRANCE	126	317	126	317		
336 GREECE	39	195	1192	3629		
344 ITALY	1131	703	1131	703		
347 JAPAN			30	83		
354 NETHRLNDS	7252	15308	7252	15308		
383 HAWAII	60	200	60	200		
400 U STATES	4043	8149	22711	31193		
	33556	45445	58604	85417		
FRUIT PULP N O P	LB					
100 U KINGDOM			175	55		61
207 UN SO AFR	97200	10650	105075	11546		
231 HONG KONG	910	154	910	154		
234 AUSTRALIA			33075	4222		
316 CUBA	121350	10643	121350	10643		
352 MEXICO	171511	14529	238156	20401		
354 NETHRLNDS	137159	24546	217635	31089		
372 SPAIN	131582	13516	247297	25239		
383 HAWAII	61535	7065	109133	13058		
400 U STATES	183687	20658	683601	89352		
	904934	101761	1756407	205766		
JELLIES JAMS	LB					
100 U KINGDOM	199380	42270	725822	147692	62	
215 INDIA			372	128		
224 JAMAICA	1200	175	10800	873		
231 HONG KONG			11132	1755		

IMPORTS INTO CANADA FOR CONSUMPTION

Articles and Countries from which Imported	MONTH OF APRIL 1957		FOUR MONTHS ENDED APRIL 1957		Class Number
	Quantities	Values (\$)	Quantities	Values (\$)	
326 FINLAND			616	331	
335 GERMANY W			4456	918	
344 ITALY			1671	261	
354 NETHRLNDS	7585	1340	18721	3301	
359 NORWAY	672	159	672	159	
376 SWITZRLND	2546	790	5668	1673	
383 HAWAII	900	274	1130	356	
400 U STATES	18358	6496	97770	28494	
	230641	51504	878830	185941	
GRAPEFRUIT ORANGE LEMON PULP	LB				63
224 JAMAICA	102317	5910	102317	5910	
372 SPAIN	13246	1196	13246	1196	
400 U STATES	300	174	30465	6004	
	115863	7280	154028	13110	
MIXED FRUITS IN CANS	LB				64
100 U KINGDOM			5535	1065	
400 U STATES	1797775	242981	9074926	1164424	
	1797775	242981	9080461	1165489	
ORANGE JUICE CONCENTRATED FROZ	GAL				65
400 U STATES	226137	660778	739965	2057346	
	226137	660778	739965	2057346	
FRUIT JUICE NOP CONCENTRO FROZ	GAL				66
383 HAWAII			2340	5741	
400 U STATES	25120	59585	67383	162875	
	25120	59585	69723	168616	
LEMON JUICE CONCENTRATED FROZ	GAL				67
400 U STATES	9089	25674	26260	60867	
	9089	25674	26260	60867	
LEMON JUICE EXCEPT CONCENTRATED	GAL				68
100 U KINGDOM	330	458	841	2227	
400 U STATES	21708	36925	59796	102313	
	22038	37383	60637	104542	
ORANGE JUICE EXCEPT CONCENTRATED	GAL				69
100 U KINGDOM	105	154	180	255	
400 U STATES	618292	460796	2533571	2085338	
	618397	460950	2533751	2085593	
PECTIN	LB				70
100 U KINGDOM	27815	913	79872	3133	
318 DENMARK	560	635	980	1115	
335 GERMANY W	300	388	300	388	
400 U STATES	9470	13279	56475	81536	
	38145	15315	137627	86172	
LEMON JUICE CONCENTRATED FRESH	GAL				71
100 U KINGDOM			437	2452	
344 ITALY			2000	12159	
400 U STATES	6964	21486	10951	34061	
	6964	21486	13388	48672	
ORANGE JUICE CONCENTRATED FRESH	GAL				72
100 U KINGDOM			22	62	
224 JAMAICA	437	1891	437	1891	
352 MEXICO	450	1443	12985	42124	
400 U STATES	13395	47935	62967	217874	
	14282	51269	76411	261953	
GRAPE JUICE OVER 1 GALLON	GAL				73
400 U STATES			581	3146	
			581	3146	
LIME JUICE NOT REFINED	GAL				74
224 JAMAICA	421	259	421	259	
	421	259	421	259	
FRUIT JUICES SPIRIT FORTIFIED	GAL				75
354 NETHRLNDS			20	518	
400 U STATES	7	169	15	336	
	7	169	35	654	
BLENDED FRUIT JUICES	GAL				76
400 U STATES	355182	241920	989310	684372	
	355182	241920	989310	684372	
FRUIT JUICE NOP EXCEPT CONCENT	GAL				77
100 U KINGDOM	2343	2844	4560	6004	
354 NETHRLNDS	387	1167	596	2059	
383 HAWAII			150	223	
400 U STATES	17187	17487	62043	67949	
	19917	21498	67349	76235	
GRAPEFRUIT JUICE EXCEPT CONCENT	GAL				78
225 TRINIDAD			1680	1508	
400 U STATES	316895	180120	1130952	689885	
	316895	180120	1132632	691393	
PINEAPPLE JUICE EXCEPT CONCENT	GAL				79
352 MEXICO	13798	7850	15486	8772	
383 HAWAII	181064	120116	357626	227015	
400 U STATES			2115	1382	
	194862	127966	375227	237169	
FRUIT SYRUPS CONCENTRATED	GAL				80
100 U KINGDOM			259	2037	
326 FINLAND			80	320	
327 FRANCE	176	1333	176	1333	
335 GERMANY W	153	626	278	1154	
344 ITALY	85	421	85	421	
354 NETHRLNDS	671	2793	894	3482	
376 SWITZRLND			193	739	
383 HAWAII	50000	120689	59336	142138	
400 U STATES	14583	43888	37480	109623	
	65683	162750	98781	261257	
COCONUTS	NO				81
222 B HOND	6000	640	7500	830	
228 LEEW WIND			12650	1001	
316 CUBA	1250	105	15700	1702	

IMPORTS INTO CANADA FOR CONSUMPTION

Articles and Countries from which Imported	MONTH OF APRIL 1957		FOUR MONTHS ENDED APRIL 1957		Class Number
	Quantities	Values (\$)	Quantities	Values (\$)	
320 DOM REP	73160	5223	140660	10372	83
339 HONDURAS	4500	449	11475	1101	
383 HAWAII	5000	531	8950	965	
384 P RICO	104660	7082	211240	14801	
400 U STATES	57025	4316	79210	6496	
	251595	18346	487385	37268	
COCOANUT DESICCATED	LB				83
100 U KINGDOM			45000	4172	
215 INDIA			147350	16638	
217 CEYLON	323050	32211	1248883	135004	
355 INDONESIA			50000	6669	
364 PHIL			154000	18422	
383 HAWAII			1410	1278	
400 U STATES	318203	77251	1260383	304507	
	641253	109462	2907026	486690	
COPRA NOT PREPARED	LB				84
364 PHIL	1120000	80756	19718346	1286843	
		80756	19718346	1286843	
ALMONOS NOT SHELLED	LB				91
400 U STATES			3500	1226	
			3500	1226	
BRAZIL NUTS NOT SHELLED	LB				92
FILBERTS HAZEL NOT SHELLED	LB				93
400 U STATES	10000	3264	10000	3264	
	10000	3264	10000	3264	
PEANUTS GREEN SHELLED OR NOT	LB				94
100 U KINGDDM			198000	19006	
203 S E AFR			128700	13131	
207 UN SO AFR	1881000	188779	3794200	377698	
313 CHINA	1756542	206776	5452799	629730	
352 MEXICO	5105055	510238	13776634	1434052	
354 NETHRLNBS	35000	3280	35000	3280	
400 U STATES	2241771	245024	4904797	512437	
	11019368	1154097	28290130	2989334	
	LB				
PECANS NOT SHELLED			26900	6628	95
400 U STATES			26900	6628	
WALNUTS NOT SHELLED	LB				96
313 CHINA			195500	28265	
344 ITALY			49626	11606	
400 U STATES			24800	2733	
			269926	49604	
OTHER NUTS NOT SHELLED	LB				97
231 HONG KONG	260	53	520	110	
344 ITALY			6063	680	
400 U STATES	15395	9472	88210	14837	
	15655	9525	94793	15627	
ALMONOS SHELLED	LB				101
100 U KINGDOM	8030	5461	9150	6907	
231 HONG KONG	140	249	288	506	
366 PORTUGAL	30372	23385	48551	35934	
372 SPAIN	91133	55279	98847	62642	
400 U STATES	8309	6698	92469	87987	
	137984	91072	249305	193976	
PEANUTS N O P	LB				102
231 HONG KONG	1760	472	6416	1844	
400 U STATES	3306	1310	11692	5097	
	5066	1782	18108	6941	
WALNUTS SHELLED	LB				103
100 U KINGDOM			5500	2326	
215 INDIA	395065	102368	1246232	38358	
313 CHINA	999075	351938	4905220	1767062	
327 FRANCE	10791	5136	29088	12994	
335 GERMANY W	34100	14703	34100	14703	
342 IRAN	74074	24324	74074	24324	
344 ITALY	30291	10500	42416	19141	
400 U STATES	200430	62506	272438	96878	
	1743826	571475	6609068	2320986	
	LB				
OTHER NUTS SHELLED			6625	1197	104
231 HONG KONG	1540	314	5291	645	
344 ITALY			3888	1533	
372 SPAIN			44745	31296	
400 U STATES	10878	7806	60549	35371	
	12418	8120			
BRAZIL NUTS SHELLED	LB				105
308 BOLIVIA	33030	12742	52722	20356	
309 BRAZIL			31738	12522	
363 PERU	8250	4129	18348	9774	
400 U STATES			2700	1026	
	41280	16871	105508	43678	
CASHEW NUTS SHELLED	LB				106
215 INDIA	25000	10093	240050	106169	
400 U STATES	48526	26689	130846	71271	
	73526	36782	370896	177440	
PECANS SHELLED	LB				107
400 U STATES	41262	32160	267408	207938	
	41262	32160	267408	207938	
FILBERTS SHELLED	LB				108
335 GERMANY W	17416	9962	17416	9962	
344 ITALY	1653	800	55992	24169	
372 SPAIN	5511	2592	38580	18432	
379 TURKEY	33156	15448	99382	45535	
400 U STATES	10486	5848	88758	48631	
	68222	34650	300128	146729	

IMPORTS INTO CANADA FOR CONSUMPTION

Articles and Countries from which Imported		MONTH OF APRIL 1957		FOUR MONTHS ENDED APRIL 1957		Class Number
		Quantities	Values (\$)	Quantities	Values (\$)	
ASPARAGUS FRESH	400 U STATES	LB 3393299	375096	4056200	475586	111
BEANS GREEN FRESH	352 MEXICO	LB 4090	808	10056	1845	112
	400 U STATES	1522296	120794	4426485	413179	
		1526386	121602	4436541	415024	
BEETS FRESH EXCEPT SUGAR BEETS	400 U STATES	LB 1056916	32303	3338983	91740	114
CABBAGE FRESH	381 ALASKA	LB 13365975	471533	40108633	1193051	115
	400 U STATES	13365975	471533	40109233	1193159	
CARROTS FRESH	352 MEXICO	LB 15150	434	15150	434	116
	400 U STATES	13754985	343843	33892256	995358	
		13770135	344277	33907406	995792	
CAULIFLOWER FRESH	400 U STATES	LB 3104824	173320	13130034	624532	117
CELERY FRESH	400 U STATES	LB 3104824	173320	13130034	624532	118
CUCUMBERS FRESH	316 CUBA	LB 12206055	414256	46392102	2013867	119
	352 MEXICO	12206055	414256	46392102	2013867	
	381 ALASKA	1500	245	19465	1934	
	383 HAWAII	3675	889	3675	889	
	400 U STATES	1147890	94057	5276403	454265	
		1153065	95191	5491029	471914	
LETTUCE FRESH	400 U STATES	LB 18537365	668094	64209650	2063165	120
MUSHROOMS TRUFFLES FRESH	231 HONG KONG	LB 257	922	929	3202	121
	327 FRANCE	700	457	1095	3023	
	335 GERMANY W	1510	2675	1625	2230	
	347 JAPAN	299925	87650	5854	6342	
	365 POLAND	302462	91704	490	1647	
	400 U STATES	304500	12604	532943	152863	
ONIONS FRESH	207 UN SO AFR	LB 304500	12604	542936	169307	122
	236 NEW ZEAL	127916	4666	127916	4666	
	312 CHILE	1983676	65618	2296419	79278	
	352 MEXICO	12219649	420624	76645	4232	
	400 U STATES	14635741	503512	29919131	1094302	
PEAS GREEN FRESH	352 MEXICO	LB 20608	1864	313391	20990	123
	400 U STATES	160587	14387	190495	20165	
POTATOES SWEET AND YAMS FRESH	231 HONG KONG	CWT 181195	16251	503886	41155	124
	400 U STATES	25	184	57	445	
POTATOES FRESH EXCEPT SEED	231 HONG KONG	8734	61320	38505	255361	125
	400 U STATES	8759	61504	38562	255806	
SPINACH FRESH	400 U STATES	CWT 198210	369851	669696	1329682	126
TOMATOES FRESH	224 JAMAICA	LB 1246829	70271	4428982	260930	127
	227 BAHAMAS	246829	70271	4428982	260930	
	316 CUBA	37080	5263	168940	27371	
	352 MEXICO	10892711	715027	40415814	2041111	
	400 U STATES	3711825	344307	14076002	939908	
VEGETABLES FRESH	N O P	LB 14641616	1064597	54780104	3016536	128
	231 HONG KONG	17000	1155	148760	10702	
	304 ARGENTINA	10958	2588	10958	2588	
	306 BELGIUM	1001	335	1226	412	
	312 CHILE	2790	590	17954	3467	
	316 CUBA	52168	9053	2750	338	
	344 ITALY	9053	271202	1540	187	
	352 MEXICO	7482252	469376	271202	23745	
	363 PERU	7566169	483097	1250	437	
	372 SPAIN	26250	4000	2165	432	
	383 HAWAII	27359417	1777311	432	1777311	
	400 U STATES	27823472	1823619	27823472	1823619	
VEGETABLES FROZEN 1 LB OR LESS	400 U STATES	LB 792968	157639	3324915	641275	129
VEGETABLES FROZEN OVER 1 LB	400 U STATES	LB 792968	157639	3324915	641275	130
MUSTARD LIQUID	231 HONG KONG	LB 489230	64395	2609829	336773	131
	306 BELGIUM	489230	64395	2609829	336773	
	327 FRANCE	64	64	1258	64	
	335 GERMANY W	3156	4691	6432	4691	
	354 NETHRLNDS	2706	4632	586	659	
	400 U STATES	1045	3976	7557	15280	
		7557	15280			

IMPORTS INTO CANADA FOR CONSUMPTION

Articles and Countries from which Imported	MONTH OF APRIL 1957		FOUR MONTHS ENDED APRIL 1957		Class Number
	Quantities	Values (\$)	Quantities	Values (\$)	
PASTE HASH VEGETABLE MEAT FISH	LB				132
100 U KINGDOM			18468	3578	
231 HONG KONG	222	230	2375	1422	
318 DENMARK			1127	970	
327 FRANCE	1320	540	4262	2899	
344 ITALY	605	589	4518	3630	
347 JAPAN			236	79	
354 NETHRLNDS	864	247	1114	333	
359 NORWAY	1851	802	2181	901	
376 SWITZRLND			408	99	
381 ALASKA			544	220	
400 U STATES	275068	77989	845135	189539	
	279930	80397	880368	203670	
POTATOES DRIED	LB				133
100 U KINGDOM	38800	9281	38800	9281	
354 NETHRLNDS			13464	4245	
400 U STATES	3673	800	25662	4573	
	42473	10081	77926	18099	
VEGETABLES DRIED N O P	LB				134
231 HONG KONG	7745	2299	27927	9234	
327 FRANCE			1200	540	
335 GERMANY W			4409	1659	
344 ITALY	1000	451	2848	1004	
347 JAPAN			1742	747	
354 NETHRLNDS	1108	779	1603	1101	
400 U STATES	298088	74370	1352866	302525	
	307941	77899	1392595	316810	
TOMATO JUICE CONCENTRATED	LB				136
TOMATOES CANNED	LB				137
344 ITALY	747178	51770	1088459	77510	
352 MEXICO	76400	5472	149500	10656	
400 U STATES	1618386	122639	8359008	643064	
	2441964	179881	9596967	731230	
TOMATO PASTE CANNED	LB				138
304 ARGENTINA			36000	3744	
344 ITALY	123449	18181	583569	75948	
354 NETHRLNDS	595	141	926	220	
372 SPAIN			29762	3600	
400 U STATES	392308	53325	2057915	292064	
	516352	71647	2708172	375576	
TOMATO PULP AND PUREE CANNED	LB				139
400 U STATES	118147	8353	267490	18821	
	118147	8353	267490	18821	
TOMATO JUICE EXCEPT CONCENTRTD	LB				140
400 U STATES	3300594	208995	14973181	906497	
	3300594	208995	14973181	906497	
ASPARAGUS IN CANS	LB				141
400 U STATES	51383	10250	325225	74647	
	51383	10250	325225	74647	
CORN IN CANS	LB				143
400 U STATES	842894	109877	4041573	506254	
	842894	109877	4041573	506254	
MUSHROOMS AND TRUFFLES IN CANS	LB				144
100 U KINGDOM			237	177	
231 HONG KONG	120	533	1007	3289	
327 FRANCE	13542	6419	13638	7007	
335 GERMANY W			450	285	
344 ITALY	400	298	835	1021	
347 JAPAN	57	56	1458	1580	
376 SWITZRLND			136	77	
400 U STATES	37451	14514	160441	56366	
	51570	21820	178202	69802	
PEAS IN CANS	LB				145
306 BELGIUM	2400	445	2400	445	
327 FRANCE	2400	561	3269	799	
400 U STATES	288246	34290	1038579	116196	
	293046	35296	1044248	117440	
VEGETABLE JUICE N O P CANNED	LB				146
400 U STATES	51551	6419	74670	8629	
	51551	6419	74670	8629	
VEGETABLES N O P IN CANS	LB				147
100 U KINGDOM	1840	311	1840	311	
231 HONG KONG	14642	2504	44878	8247	
306 BELGIUM	11355	2018	17501	3715	
327 FRANCE			2698	623	
335 GERMANY W	31681	2382	58965	6464	
344 ITALY	4883	862	4883	862	
347 JAPAN	630	150	5439	1392	
354 NETHRLNDS	38182	4090	70023	8104	
400 U STATES	434594	40392	1858342	165457	
	537807	52709	2064569	195175	
PIMENTOS IN CANS	LB				148
372 SPAIN	18456	2615	53464	6033	
400 U STATES	4200	1367	92858	19938	
	22656	3982	146322	25971	
BEANS GREEN OR WAX CANNED	LB				149
306 BELGIUM	9120	1772	9120	1772	
327 FRANCE			1356	320	
354 NETHRLNDS	8169	1220	22881	3428	
400 U STATES	78028	5838	603190	50819	
	95317	8830	636547	56339	
BEANS BAKED CANNED	LB				150
347 JAPAN	225	61	225	61	
400 U STATES	126311	11650	1371176	115094	
	126536	11711	1371401	115157	

IMPORTS INTO CANADA FOR CONSUMPTION

Articles and Countries from which Imported		MONTH OF APRIL 1957		FOUR MONTHS ENDED APRIL 1957		Class Number
		Quantities	Values (\$)	Quantities	Values (\$)	
PICKLES PACKAGED	RETAIL SALE	GAL				151
	100 U KINGDOM	1787	5558	7688	20890	
	231 HONG KONG	310	281	949	1411	
	234 AUSTRALIA	72	334	72	334	
	306 BELGIUM	36	143	36	143	
	317 CZECHO S	53	68	105	136	
	335 GERMANY W	1294	1525	2154	2783	
	344 ITALY	15	196	15	196	
	347 JAPAN	158	471	241	695	
	400 U STATES	58856	80842	208875	283914	
		62581	89418	220135	310502	
PICKLES M O P		GAL				152
	100 U KINGDOM	77	316	770	2483	
	227 BAHAMAS			6675	5580	
	231 HONG KONG	1936	2363	4027	5314	
	335 GERMANY W	98	254	742	1246	
	336 GREECE			6680	5590	
	344 ITALY	1159	2247	21056	18269	
	347 JAPAN	210	398	2873	3975	
	354 NETHRLNDS	57161	61995	108240	118096	
	372 SPAIN	17030	16726	68435	55902	
	388 YUGO SLAV			3300	2180	
	400 U STATES	156840	82802	360263	196060	
		234511	167101	583061	414695	
SAUCES M O P		GAL				153
	100 U KINGDOM	741	2252	2260	5676	
	215 INDIA			176	304	
	224 JAMAICA			22	94	
	231 HONG KONG	1234	2063	5507	10025	
	318 DENMARK	75	336	84	399	
	327 FRANCE			26	108	
	335 GERMANY W			45	212	
	347 JAPAN			215	233	
	354 NETHRLNDS	887	6195	1167	7994	
	400 U STATES	30924	83483	128443	298019	
		33861	94329	137945	323064	
SAUCES SOY		GAL				155
	231 HONG KONG	5290	4337	20708	15330	
	347 JAPAN	320	337	3052	3778	
	400 U STATES	680	649	11820	12887	
		6290	5323	35580	31995	
KETCHUP		GAL				156
	400 U STATES	20762	25694	135370	166331	
		20762	25694	135370	166331	
BARLEY BUCKWHEAT AND RYE		BUSH				161
	400 U STATES	62	150	92	215	
		62	150	92	215	
BEANS SOYA		BUSH				162
	231 HONG KONG	43	337	72	550	
	400 U STATES	931615	2191441	1079390	2532536	
		931658	2191778	1079462	2533086	
BEANS M O P		LB				163
	100 U KINGDOM	113054	8418	184767	14285	
	203 S E AFR	113545	8668	812177	57285	
	205 RHOD NYAS	18450	1143	18450	1143	
	231 HONG KONG	74600	7309	309950	30262	
	304 ARGENTINA	6614	336	7714	442	
	312 CHILE			60957	3702	
	327 FRANCE			2403	806	
	344 ITALY	49493	5784	66027	7614	
	347 JAPAN	1500	321	2000	437	
	354 NETHRLNDS	1102	103	19393	3134	
	363 PERU	57141	8902	125827	18853	
	371 THAILAND	20338	2136	20338	2136	
	400 U STATES	292800	27423	1458160	1762269	
		748637	70613	3088163	316368	
INDIAN CORN		BUSH				167
	400 U STATES	586802	862754	2731633	3898702	
		586802	862754	2731633	3898702	
OATS		BUSH				168
	400 U STATES	1800	2239	5387	6829	
		1800	2239	5387	6829	
PEAS SPLIT		LB				169
	100 U KINGDOM			1680	155	
	234 AUSTRALIA	8400	499	16800	998	
	354 NETHRLNDS			2110	301	
	400 U STATES	30560	3148	139256	11658	
		30960	3647	139846	13112	
PEAS M O P		LB				170
	100 U KINGDOM	40000	4470	40000	4470	
	215 INDIA			6724	1101	
	231 HONG KONG	400	59	400	59	
	236 NEW ZEAL			13506	982	
	352 MEXICO	55000	7064	55000	7064	
	354 NETHRLNDS	1125	152	5080	793	
	400 U STATES	26820	2236	503820	52564	
		123345	13981	624530	67033	
RICE UNCLEAMED UNHULLED PADDY		CWT				171
	304 ARGENTINA	10377	45418	22291	98251	
	352 MEXICO	16686	80651	27710	133931	
	400 U STATES	31988	174269	68080	369767	
		59051	300338	118081	601949	
RICE CLEANED		CWT				172
	100 U KINGDOM	4402	29823	4402	29823	
	231 HONG KONG	55	552	75	706	
	304 ARGENTINA	11136	38237	27698	95086	

IMPORTS INTO CANADA FOR CONSUMPTION

Articles and Countries from which Imported	MONTH OF APRIL 1957		FOUR MONTHS ENDED APRIL 1957		Class Number
	Quantities	Values (\$)	Quantities	Values (\$)	
344 ITALY	321	3383	4341	37929	
352 MEXICO	22046	74400	33070	111600	
354 NETHRLNDS	49	496	49	496	
386 URUGUAY			2205	7488	
400 U STATES	22346	187033	91339	771700	
WHEAT	60355	333924	163179	1054828	174
	BUSH				
400 U STATES	41427	177489	115395	527038	
ALFALFA OR GRASS MEAL DEHYO	41427	177489	115395	527038	180
400 U STATES	CWT				
	7035	19721	31991	97925	
BARLEY POT PEARL ROAST GROUND	7035	19721	31991	97925	181
400 U STATES	LB				
			2520	351	
BRAN AND MILL FEED			2520	351	182
	CWT				
100 U KINGDOM			28	117	
400 U STATES	6016	10352	31007	52338	
BUCKWHEAT MEAL OR FLOUR	6016	10352	31035	52455	183
	CWT				
CORN MEAL					184
	BRL				
400 U STATES	734	4776	2681	17980	
HOMINY CRACKED OR DRIED CORN	734	4776	2681	17980	185
400 U STATES	CWT				
	16598	59650	50256	177792	
MALT FLOUR	16598	59650	50256	177792	187
400 U STATES	LB				
	10000	744	36650	3051	
OATMEAL AND ROLLED OATS	10000	744	36650	3051	188
100 U KINGDOM	LB				
			2280	288	
RICE STARCH FLOUR MEAL FEED			2280	288	189
231 HONG KONG	LB				
347 JAPAN	9360	1492	17040	2689	
400 U STATES	100000	8966	54	118	
	109360	10458	348520	34841	
RYE FLOUR			366104	37648	191
	BRL				
400 U STATES	592	4218	1102	7394	
SAGO AND CASSAVA FLOUR EOBLE	592	4218	1102	7394	192
218 MALAYA	LB				
309 BRAZIL			4480	233	
400 U STATES	12040	1922	128281	8796	
	12040	1922	47760	4741	
SEMOLINA			180521	13770	193
	CWT				
WHEAT FLOUR					194
	CWT				
400 U STATES	600	3070	1500	8825	
BISCUITS AND BREAD DIETARY	600	3070	1500	8825	201
100 U KINGDOM					
327 FRANCE		5689		11439	
335 GERMANY W		2413		2413	
400 U STATES		554		670	
		3412		6904	
BISCUITS NOT SWEETENED N O P		12068		21426	203
	LB				
100 U KINGDOM	62633	21780	153266	51766	
231 HONG KONG	500	258	733	374	
306 BELGIUM			377	194	
318 DENMARK	3150	711	11192	2414	
326 FINLAND			4961	1028	
327 FRANCE			480	1165	
335 GERMANY W	1270	585	5743	1696	
347 JAPAN	975	366	8771	3464	
354 NETHRLNDS	9233	2612	25982	6350	
359 NORWAY	650	101	12556	1740	
375 SWEDEN	49625	8525	158405	29195	
400 U STATES	113784	40087	567743	183225	
	241820	75025	950209	282611	
BISCUITS SWEETENED N O P					204
	LB				
100 U KINGDOM	572168	213512	1764509	670462	
231 HONG KONG	1113	632	3082	1709	
305 AUSTRIA	1503	544	3090	788	
306 BELGIUM	30393	8668	63563	20702	
318 DENMARK	7254	1585	20709	4989	
327 FRANCE	5048	2733	9207	4323	
335 GERMANY W	7700	2929	15189	5207	
344 ITALY	2562	408	5158	1205	
347 JAPAN	920	388	1690	674	
354 NETHRLNDS	35819	9488	47548	12635	
376 SWITZRLND			1350	750	
400 U STATES	146387	39103	631288	164835	
BREAD PASSOVER MATZO PRODUCTS	810867	279990	2566320	888279	205
400 U STATES					
		47186		264341	
CEREAL FOODS 25 POUNDS OR LESS		47186		264341	206
	LB				
100 U KINGDOM	224	68	1904	511	
231 HONG KONG	680	286	2492	829	
335 GERMANY W	5042	801	18882	3285	
347 JAPAN	170	61	295	135	
354 NETHRLNDS	12391	1306	29815	2987	
400 U STATES	159616	36485	812403	165138	
	178123	39007	865791	172885	

IMPORTS INTO CANADA FOR CONSUMPTION

Articles and Countries from which Imported	MONTH OF APRIL 1957		FOUR MONTHS ENDED APRIL 1957		Class Number
	Quantities	Values (\$)	Quantities	Values (\$)	
CEREAL FOODS PREPARED N O P					207
100 U KINGDOM		3534		10309	
236 NEW ZEAL				468	
335 GERMANY W		1098		1801	
347 JAPAN				285	
400 U STATES		90045		291836	
		94677		304699	
MACARONI AND VERMICELLI					208
231 HONG KONG	LB 3840	686	15010	3188	
327 FRANCE			926	193	
347 JAPAN	600	65	1800	206	
354 NETHRLNDS	9632	1048	17491	1946	
400 U STATES	154478	25340	721932	114633	
	168550	27139	757159	120166	
MILK FOODS N O P					209
100 U KINGDOM	CWT 3	179	18	766	
318 DENMARK	4	196	4	196	
335 GERMANY W	23	735	35	1533	
359 NORWAY	116	2272	177	4831	
400 U STATES	351	20363	1269	77684	
	497	23745	1503	85010	
ARROWROOT					221
228 LEEW WIND	LB 155000	15319	210000	21266	
231 HONG KONG			400	54	
	155000	15319	210400	21320	
MALT WHOLE CRUSHED OR GROUND					224
400 U STATES	LB		42000	2058	
			42000	2058	
SAGO AND TAPIOCA					225
218 MALAYA	LB 2056	101	59923	3528	
309 BRAZIL			9100	1145	
355 INDONESIA	48109	4528	91938	8159	
400 U STATES	70000	11484	280400	45869	
	120165	16113	441361	58701	
ALL OTHER BREADSTUFFS N O P					226
231 HONG KONG		1523		1597	
400 U STATES		763		10089	
		2286		11686	
COCONUT OIL N O P EDIBLE					231
100 U KINGDOM	CWT 1170	17268	3369	51096	
354 NETHRLNDS	166	2197	166	2197	
400 U STATES	63	930	320	5457	
	1399	20395	3855	58750	
COTTON SEED OIL N O P EDIBLE					233
400 U STATES	CWT 2615	43675	4035	68248	
	2615	43675	4035	68248	
OLIVE OIL N O P EDIBLE					234
327 FRANCE	CWT 341	11852	349	12134	
328 FR AFRICA	563	18161	1378	43804	
336 GREECE			240	8866	
344 ITALY	1365	46245	2286	82027	
391 LEBANON	4	117	4	117	
400 U STATES	380	15198	594	23278	
	2653	91573	4851	170226	
PEANUT OIL N O P EDIBLE					235
231 HONG KONG	CWT 42	1124	213	5358	
400 U STATES	157	4378	684	19270	
	199	5502	897	24628	
SOYA BEAN OIL N O P EDIBLE					236
400 U STATES	CWT 18637	276922	53321	786188	
	18637	276922	53321	786188	
CHOCOLATES IN RETAIL PACKAGES					239
100 U KINGDOM	LB 135694	73719	494234	263742	
305 AUSTRIA	3952	3305	5764	4924	
306 BELGIUM			1387	673	
317 CZECHOS	3000	1631	3600	1812	
327 FRANCE			14035	5705	
335 GERMANY W			14579	7104	
344 ITALY	1739	982	9097	4981	
354 NETHRLNDS	4067	2045	19160	9084	
375 SWEDEN	1020	644	1020	644	
376 SWITZRLND	7897	4573	26540	14946	
400 U STATES	25950	9403	59146	25175	
	183319	96302	648562	338790	
CONFECTIONERY CHOCOLATE N O P					240
100 U KINGDOM	LB 282687	99488	1068157	400079	
305 AUSTRIA	1055	634	3097	1629	
306 BELGIUM	14665	4844	43730	15499	
317 CZECHOS	5682	3307	60275	17163	
318 DENMARK	1113	232	3725	1446	
327 FRANCE	43514	11237	72754	21529	
335 GERMANY W	12838	6942	239087	95265	
344 ITALY	6988	2280	8038	2909	
354 NETHRLNDS	60689	21490	138535	57945	
360 ISRAEL	6001	2639	36876	14019	
375 SWEDEN	8181	2556	9119	2923	
376 SWITZRLND	5709	4012	18824	13352	
400 U STATES	102075	34072	465097	158296	
	551197	193733	2167314	802054	
OTHER CONFECTIONS SWEETENED					242
100 U KINGDOM	LB 53756	11507	120982	33795	
231 HONG KONG	150	61	2912	1038	
305 AUSTRIA	467	180	934	360	
306 BELGIUM	2738	460	3214	562	
318 DENMARK			6720	2962	
327 FRANCE	7108	1876	7108	1876	

IMPORTS INTO CANADA FOR CONSUMPTION

Articles and Countries from which Imported	MONTH OF APRIL 1957		FOUR MONTHS ENDED APRIL 1957		Class Number
	Quantities	Values (\$)	Quantities	Values (\$)	
335 GERMANY W	3992	2235	5742	2671	
344 ITALY	2823	1319	2823	1319	
354 NETHRLNDS	19625	2740	46041	6042	
400 U STATES	169080	48892	567318	162959	
	259739	69270	763794	213584	
FRUITS PEELS CANDIED	LB				243
231 HONG KONG	2400	310	4616	622	
327 FRANCE			14490	3373	
344 ITALY			33059	6649	
354 NETHRLNDS			887	375	
400 U STATES	15715	7078	100925	34440	
	16115	7368	153977	45459	
GINGER PRESERVED	LB				244
100 U KINGDOM	255	174	630	402	
231 HONG KONG	313	140	14163	2740	
400 U STATES	240	72	240	72	
	808	386	15033	3214	
SUGAR CANDY CONFECTIONERY NOP	LB				246
100 U KINGDOM	1183041	240285	3540701	690426	
207 UN 80 AFR	7200	1214	8830	3634	
224 JAMAICA			2700	340	
231 HONG KONG	3344	1155	12620	3837	
305 AUSTRIA	2513	667	11484	3938	
306 BELGIUM			1228	299	
316 CUBA			61443	7395	
318 DENMARK	61021	13039	91978	21277	
326 FINLAND			2646	989	
327 FRANCE	220	248	13188	4771	
335 GERMANY W	17189	4090	26819	7636	
336 GREECE			788	197	
344 ITALY	16948	6767	27747	11871	
347 JAPAN	435	171	3155	1033	
354 NETHRLNDS	70126	18077	149773	37935	
360 ISRAEL	3125	632	24618	5035	
375 SWEDEN	22915	3860	46063	7700	
376 SWITZRLND			1950	604	
400 U STATES	204976	55725	577931	160376	
	1593053	345930	4605662	969293	
BUBBLE GUM	LB				247
100 U KINGDOM			5950	1350	
318 DENMARK	2314	625	17321	6144	
354 NETHRLNDS	675	453	2218	815	
400 U STATES	45322	13106	266419	73896	
	48311	14184	291908	82205	
CHEWING GUM N O P	LB				249
100 U KINGDOM	7194	2835	10173	3552	
318 DENMARK			2208	428	
354 NETHRLNDS			1903	447	
400 U STATES	55236	14227	109648	27583	
	62430	17062	123932	32010	
GLUCOSE AND SYRUP CORN SYRUP	CWT				251
100 U KINGDOM			228	1407	
354 NETHRLNDS	52	495	98	970	
400 U STATES	17739	144357	44908	360016	
	17791	144852	45334	362393	
MOLASSES OF CANE NOP	GAL				252
223 BARBADOS			6082	1612	
224 JAMAICA			8750	1245	
225 TRINIDAD			125600	16328	
228 LEEW WIND			8967	2865	
400 U STATES	95901	23616	555376	133221	
	95901	23616	704775	155271	
LIQUID OR INVERT SUGAR	CWT				254
100 U KINGDOM			199	1523	
354 NETHRLNDS			22	201	
400 U STATES	26	220	237	2182	
	26	220	458	3906	
MOLASSES FOR HUMAN CONSUMPTION	GAL				255
100 U KINGDOM	194	174	565	430	
223 BARBADOS	3228	2426	716695	406677	
316 CUBA			632053	249239	
400 U STATES	1782	2999	53236	38203	
	5204	5599	1402549	694549	
SYRUPS OF CANE OR BEET NOP	GAL				256
100 U KINGDOM	6205	8231	9794	12654	
354 NETHRLNDS	104	166	104	166	
400 U STATES	283	511	503	1050	
	6592	8908	10401	13870	
SUGAR RAW IMPORTED BY REFINERS	CWT				262
204 MAURITIUS	89600	547930	393954	2164538	
221 G GUIANA	123200	665671	260289	1290047	
223 BARBADOS	67200	404880	112000	641472	
224 JAMAICA	164508	932198	247395	1282649	
225 TRINIDAD	44800	264981	44800	264981	
228 LEEW WIND	22400	131357	22400	131357	
234 AUSTRALIA			437560	1332649	
235 FIJI			185287	852318	
316 CUBA	67548	376564	323112	1488241	
	579256	3323581	2026797	9448252	
SUGAR RAW N O P	CWT				263
221 G GUIANA	3298	20276	14719	68050	
	3298	20276	14719	68050	
SUGAR REFINED	CWT				264
100 U KINGDOM			36	193	
400 U STATES	409	3513	435	4181	
	409	3513	471	4374	

IMPORTS INTO CANADA FOR CONSUMPTION

Articles and Countries from which Imported	MONTH OF APRIL 1957		FOUR MONTHS ENDED APRIL 1957		Class Number
	Quantities	Values (\$)	Quantities	Values (\$)	
SUGAR AND SYRUP MAPLE	LB				
400 U STATES	160	70	160	70	265
	160	70	160	70	
COCOA BEANS NOT ROASTED	CWT				
100 U KINGDOM	337	6747	1446	35750	271
211 NIGERIA	11112	228731	11112	228731	
217 CEYLON	336	6292	2464	51307	
224 JAMAICA			2075	45297	
225 TRINIDAD	1000	25000	3400	84373	
228 LEEW WIND	20	537	800	16675	
309 BRAZIL	1653	37667	5395	122982	
320 DOM REP			452	9747	
321 ECUADOR	375	11527	2241	59771	
387 VENEZUELA	1199	28054	2714	65047	
400 U STATES	870	21673	42396	998009	
	16902	366228	74495	1717689	
COCOA BUTTER	LB				
100 U KINGDOM	114535	64224	338535	193495	273
224 JAMAICA	187103	90377	310214	146757	
225 TRINIDAD			1680	939	
309 BRAZIL			10580	5513	
328 FR AFRICA			66138	38388	
344 ITALY	154316	79258	253569	124612	
354 NETHRLNDS	133514	68788	177386	90081	
400 U STATES	252771	138948	845030	494803	
	842239	441595	2003132	1094588	
COCOA PASTE NOT SWEETENED	LB				
100 U KINGDOM	51228	10817	203604	48962	274
309 BRAZIL	55093	6920	357350	48144	
335 GERMANY W			5512	1045	
354 NETHRLNDS	328976	57431	468854	86984	
372 SPAIN			444	142	
400 U STATES	332	160	11600	3946	
	435629	75328	1047364	189223	
COCOA PASTE SWEETENED	LB				
100 U KINGDOM	10000	3039	21704	7782	275
354 NETHRLNDS			440	170	
400 U STATES	25000	7875	70980	22320	
	35000	10914	93124	30272	
COCOA OR CHOCOLATE POWDER	LB				
100 U KINGDOM	289480	110814	619726	240337	276
327 FRANCE	118777	18497	212468	31185	
335 GERMANY W	38580	4077	42989	5428	
344 ITALY	200	157	200	157	
354 NETHRLNDS	254111	43324	444536	93019	
400 U STATES	89460	31786	509119	174278	
	790608	208655	1829038	544404	
COCOA AND CHOCOLATE PREPS NOP	LB				
100 U KINGDOM	45384	13870	147559	43899	277
306 BELGIUM	551	608	551	608	
317 CZECHO S			1800	725	
327 FRANCE	3500	1636	7837	3713	
335 GERMANY W	819	545	3223	2361	
354 NETHRLNDS	17705	3980	45238	10622	
389 IRELAND			44706	13074	
400 U STATES	63021	16206	316596	69546	
	130980	36845	567510	144548	
CHICORY	LB				
306 BELGIUM	44453	2826	44673	3036	282
327 FRANCE	8625	519	8625	519	
354 NETHRLNDS	12210	929	33970	2542	
400 U STATES	6615	2436	30822	11217	
	71903	6710	118090	17314	
COFFEE GREEN	LB				
100 U KINGDOM			13836	4667	283
202 ADEN	8818	4958	26245	14915	
203 B E AFR	1189876	543239	3702711	1840590	
224 JAMAICA	15000	7102	21600	11520	
225 TRINIDAD	126200	39293	196275	66328	
307 BEL CONGO			149603	74094	
309 BRAZIL	4628414	2503322	16265912	8806934	
314 COLOMBIA	2376794	1541453	8946370	5989188	
315 C RICA	37860	23332	537835	352922	
316 CUBA			74784	43390	
320 DOM REP	65828	38432	488201	293661	
321 ECUADOR	7275	3223	209587	115892	
323 EL SALV D	113844	59577	623715	346273	
325 ETHIOPIA			17705	10878	
328 FR AFRICA	54915	16475	54915	16475	
337 GUATEMALA	326970	189142	2186672	1286883	
338 HAITI			52823	20378	
339 HONDURAS	7543	3593	7543	3593	
352 MEXICO	866268	529092	1771104	1018932	
358 NICARAGUA	183173	105905	183173	105905	
363 PERU			7522	4257	
383 HAWAII	20000	12317	47500	30708	
387 VENEZUELA	77208	48390	110675	69628	
400 U STATES	426486	147113	1597413	758352	
	10532472	5815958	37293719	21286363	
COFFEE ROASTED AND SUBSTITUTES	LB				
224 JAMAICA	53776	26011	173826	81130	286
335 GERMANY W	55	71	55	71	
383 HAWAII			240	247	
400 U STATES	151435	111657	648896	507106	
	205266	137739	823017	588554	

IMPORTS INTO CANADA FOR CONSUMPTION

Articles and Countries from which Imported	MONTH OF APRIL 1957		FOUR MONTHS ENDED APRIL 1957		Class Number
	Quantities	Values (\$)	Quantities	Values (\$)	
COFFEE EXTRACT OF N O P	LB				
100 U KINGDOM	29209	10382	52553	17692	287
335 GERMANY W	1215	436	1215	436	
376 SWITZRLND	76	411	101	549	
400 U STATES	459986	1081275	1600319	3694783	
	490486	1092504	1654188	3713460	
CLOVES UNGROUND	LB				
203 B E AFR	16800	6108	38080	13853	291
333 MAOAGASCR	4383	1537	15394	5933	
400 U STATES	717	461	969	732	
	21900	8106	54443	20518	
GINGER UNGROUND	LB				
100 U KINGDOM	2317	473	11500	2923	292
215 INDIA	58220	8789	125759	20438	
224 JAMAICA	7860	5097	7860	5097	
231 HONG KONG	800	51	19610	1775	
316 CUBA			2360	165	
383 HAWAII	2600	300	7010	1245	
384 P RICO			2000	262	
400 U STATES	1590	374	2032	734	
	73387	15084	178131	32639	
MUSTARD GROUND	LB				
100 U KINGDOM	59504	27745	69044	32372	293
400 U STATES	32152	9844	50647	15108	
	91656	37589	119691	47480	
NUTMEGS AND MACE UNGROUND	LB				
100 U KINGDOM	5096	10267	26365	48640	294
228 LEEW WIND	16219	37565	35596	78535	
354 NETHRLNDS	717	1463	1783	3824	
400 U STATES			29995	17887	
	22032	49295	93739	148886	
NUTMEGS AND MACE GROUND	LB				
400 U STATES	153	484	2118	5316	295
	153	484	2118	5316	
PEPPER UNGROUND	LB				
100 U KINGDOM	8887	1421	24172	4842	296
203 B E AFR			4599	1286	
215 INDIA	114000	22629	689680	132560	
218 MALAYA	30240	7794	222880	58074	
219 BEL OTHER	2240	747	19040	5469	
347 JAPAN	4500	915	31100	6745	
388 YUGO SLAV			11000	4435	
400 U STATES	9707	3094	31370	9959	
	169574	36600	1033841	223370	
SPICES N O P UNGROUND	LB				
217 CEYLON			2725	2783	297
224 JAMAICA	2800	2063	41440	26630	
231 HONG KONG	12110	1252	73076	7528	
352 MEXICO	2207	784	13093	4069	
354 NETHRLNDS	11203	1570	26734	3596	
355 INDONESIA	8818	917	8818	917	
400 U STATES	16262	3612	40413	9049	
	53400	10198	206299	54572	
GINGER AND SPICES MOP GROUND	LB				
100 U KINGDOM	2302	1782	4407	3465	298
215 INDIA	2240	416	2338	558	
335 GERMANY W			450	356	
354 NETHRLNDS			491	427	
372 SPAIN	55550	33296	256300	107051	
388 YUGO SLAV	1102	440	6723	2040	
400 U STATES	27923	15890	91697	60191	
	89117	51824	362406	174088	
TONQUIN BEANS CRUDE	LB				
309 BRAZIL			1102	1207	299
			1102	1207	
VANILLA BEANS CRUDE	LB				
327 FRANCE	5	61	5	61	300
352 MEXICO			4793	32844	
400 U STATES	2304	17759	14935	100276	
	2309	17820	19733	133181	
SEEDS AROMATIC CRUDE UNGROUND	LB				
215 INDIA			5608	3286	301
335 GERMANY W			920	581	
337 GUATEMALA			243	735	
353 MOROCCO			84601	5276	
354 NETHRLNDS	2205	157	51681	6628	
372 SPAIN	36831	4564	2750	515	
400 U STATES	2750	515	13562	2240	
	41786	5236	159365	19261	
TEA BLACK	LB				
100 U KINGDOM	200103	123155	542487	369657	319
203 B E AFR	233286	139735	552280	298039	
215 INDIA	2538561	1400294	8710239	4866995	
216 PAKISTAN	86865	40651	149499	67840	
217 CEYLON	2596269	1464177	7822451	4623856	
218 MALAYA			45980	21379	
231 HONG KONG	8935	4739	39833	16259	
313 CHINA	5000	1688	9994	3474	
347 JAPAN	16737	3735	78837	15309	
354 NETHRLNDS			25335	13686	
355 INDONESIA	64631	30835	167336	85168	
393 TAIWAN	47544	12605	83971	22108	
400 U STATES	15251	7781	145100	95409	
	5813182	3229395	18373342	10499179	
TEA GREEN	LB				
100 U KINGDOM			728	840	320

IMPORTS INTO CANADA FOR CONSUMPTION

20

Articles and Countries from which Imported	MONTH OF APRIL 1957		FOUR MONTHS ENDED APRIL 1957		Class Number
	Quantities	Values (\$)	Quantities	Values (\$)	
231 HONG KONG	1628	761	14162	7051	341
347 JAPAN	84400	29879	120570	42378	
354 NETHRLNDS			400	307	
400 U STATES			1053	406	
VINEGAR	86028	30640	136913	50982	
100 U KINGDOM			19	79	341
327 FRANCE	242	390	242	390	
347 JAPAN			57	58	
400 U STATES	2664	4426	4128	6225	
YEAST IN CAKES AND PACKAGES	2906	4816	4446	6822	
100 U KINGDOM			26750	1989	352
344 ITALY	864	420	864	420	
400 U STATES	2202	1266	7851	4727	
YEAST IN BULK	3066	1686	35465	7136	
400 U STATES					353
HOPS	4300	1434	13170	3809	
335 GERMANY W					362
388 YUGO SLAV			2016	2243	
400 U STATES			16613	18436	
LIQUORICE UNSWEETENED	22452	14394	261373	166462	
400 U STATES	22452	14394	280002	187141	
400 U STATES					364
MALT SYRUP AND EXTRACTS	70980	15001	270104	57242	
100 U KINGDOM					365
400 U STATES	13304	3454	95704	15909	
ESSENCES EXTRACTS N O P	101784	22041	396914	78799	
100 U KINGDOM					367
335 GERMANY W	122	1167	122	1167	
400 U STATES	334	21717	459	26601	
FOODSTUFFS TAR 18A 19 140A 206	456	22884	590	28227	
400 U STATES					369
POTATOES FRENCH FRIED FROZEN		1101		4427	
400 U STATES		1101		4427	
POTATO CHIPS NOT FROZEN					380
400 U STATES	16502	3209	526690	85986	
400 U STATES	16502	3209	526690	85986	
VEGETABLE FOOD PRODUCTS N O P					381
100 U KINGDOM					
231 HONG KONG		9378		38194	390
306 BELGIUM		4079		13247	
318 DENMARK				2043	
327 FRANCE		249		445	
335 GERMANY W		462		249	
347 JAPAN		359		750	
354 NETHRLNDS		383		989	
376 SWITZRLND		1044		2343	
400 U STATES		96059		1567	
		112013		441607	
				501434	

IMPOPTS INTO CANADA FOR CONSUMPTION

Articles and Countries from which Imported	MONTH OF APRIL 1957		FOUR MONTHS ENDED APRIL 1957		Class Number
	Quantities	Values (\$)	Quantities	Values (\$)	
GROUP 1					
AGRICULTURAL PRODUCTS					
B OTHER THAN FOOD					
ALE BEER PORTER AND STOUT	GAL				
100 U KINGDOM	28240	35553	78937	100708	1501
318 DENMARK	2200	2029	2200	2029	
335 GERMANY W	1572	1970	4623	5639	
347 JAPAN	80	233	456	1349	
354 NETHRLNDS			2000	1600	
400 U STATES	9108	9030	10679	10541	
	41200	48815	98895	121866	
BRANDY	P GAL				
100 U KINGDOM	159	1201	538	2237	1511
207 UN SO AFR	6067	16875	23318	63324	
208 SA OTHER			47	321	
232 MALTA	261	1227	622	2923	
234 AUSTRALIA	4103	13171	17431	56636	
318 DENMARK			9	160	
327 FRANCE	13052	103861	42140	375056	
335 GERMANY W			66	827	
336 GREECE	123	1046	505	4295	
344 ITALY	103	877	237	1808	
360 ISRAEL	64	1020	216	3440	
366 PORTUGAL	1680	6997	5537	23151	
372 SPAIN			1257	7639	
388 YUGO SLAV	140	810	280	1620	
400 U STATES			9761	33227	
	25752	147085	100864	576664	
CORDIALS AND LIQUEURS N O P	P GAL				
100 U KINGDOM	989	13045	3826	51087	1512
225 TRINIDAD	174	3350	179	3436	
231 HONG KONG	5	94	84	933	
234 AUSTRALIA			130	1361	
313 CHINA			36	882	
318 DENMARK	417	6643	1181	18164	
327 FRANCE	2320	25477	9525	108499	
340 HUNGARY			120	751	
344 ITALY	72	801	309	3115	
352 MEXICO	22	482	44	964	
354 NETHRLNDS	1143	11911	5080	52152	
359 NORWAY			294	1459	
375 SWEDEN	96	408	105	501	
384 P RICO	183	941	506	2615	
388 YUGO SLAV			137	793	
	5421	63152	21556	246712	
GIN	P GAL				
100 U KINGDOM	7395	35416	25680	130857	1513
354 NETHRLNDS	2742	6638	4130	12164	
	10137	42054	29810	143021	
RUM	P GAL				
100 U KINGDOM	22743	95282	112672	406986	1514
221 B GUIANA	55200	64627	99991	123282	
223 BARBADOS	7122	21719	27436	86685	
224 JAMAICA	5870	17948	30921	93600	
225 TRINIDAD	5341	25062	20824	95984	
316 CUBA	406	4934	2302	27332	
327 FRANCE			108	795	
338 HAITI	74	507	179	1333	
384 P RICO	2991	21911	14534	104575	
400 U STATES			11	93	
	99747	251990	308978	940665	
WHISKY	P GAL				
100 U KINGDOM	68445	553574	234285	1844118	1515
354 NETHRLNDS	2049	8351	4116	16464	
400 U STATES	160573	298650	334254	615691	
	231067	860375	572655	2476273	
ABSINTHE ALCOHOLIC LIQUDRS NDP	P GAL				
354 NETHRLNDS			105	488	1516
			105	488	
WINES NON SPARKLING	GAL				
100 U KINGDOM	7434	31140	24184	108791	1530
207 UN SO AFR	6316	10314	41334	69021	
232 MALTA	787	1088	3985	5774	
234 AUSTRALIA	8941	20713	66678	139281	
327 FRANCE	27028	97753	86692	315329	
328 FR AFRICA	3259	4293	10624	14519	
335 GERMANY W	2485	11846	7772	41220	
336 GREECE			3910	4566	
340 HUNGARY			34	237	
344 ITALY	17529	53371	54409	169299	
354 NETHRLNDS	742	3822	1036	5441	
360 ISRAEL	810	3233	2443	9531	
366 PORTUGAL	12455	20564	53283	88289	
367 AZORES	200	752	647	1984	
372 SPAIN	4526	16725	23399	68218	
376 SWITZRLND	190	707	660	2520	
389 IRELAND			3996	20255	
400 U STATES	8055	22663	31636	89258	
	100757	298984	416722	1153533	

IMPORTS INTO CANADA FOR CONSUMPTION

22

Articles and Countries from which Imported	MONTH OF APRIL 1957		FOUR MONTHS ENDED APRIL 1957		Class Number
	Quantities	Values (\$)	Quantities	Values (\$)	
WINES SPARKLING					
234 AUSTRALIA	GAL		136	765	1560
306 BELGIUM		486	199	2502	
327 FRANCE	1810	21508	7401	84010	
335 GERMANY W	139	654	249	1186	
344 ITALY	50	265	964	4555	
354 NETHRLNDS			60	375	
400 U STATES			8	60	
	2037	22913	9017	93453	
GUMS AMBER AND ARABIC					
100 U KINGDOM	LB	139	1120	290	1571
400 U STATES	22634	6102	174682	45255	
	23194	6241	175802	45545	
GUMS AUSTL COPAL DAMAR ETC					
100 U KINGDOM	CWT	2657	328	2657	1572
218 MALAYA	328		672	4593	
219 BEI OTHER			560	1775	
234 AUSTRALIA	5	1920	5	1920	
355 INDONESIA			224	1064	
400 U STATES	340	6623	826	17932	
	673	11200	2615	29941	
GUMS BARBERRY ELEMI GEDDA ETC					
100 U KINGDOM	CWT	530	4	530	1573
347 JAPAN	4		2	214	
354 NETHRLNDS	22	744	22	744	
400 U STATES	429	14994	2008	89899	
	455	16268	2036	91387	
BURGUNDY PITCH					
400 U STATES	LB	1486	80710	6792	1575
	9594		80710	6792	
CHICLE OR SAPPATO GUM CRUDE					
337 GUATEMALA	LB		407584	357871	1576
400 U STATES	2227	774	240922	111980	
	2227	774	648506	469851	
SHELLAC BLEACHED					
215 INDIA	LB		6560	3335	1577
335 GERMANY W	3000	1460	4000	1971	
400 U STATES	7100	3466	32950	16683	
	10100	4926	43510	21989	
DRAGONS BLOOD					
400 U STATES	LB	79	127	318	1578
	47		127	318	
LAC CRUDE SEED STICK AND SHELL					
100 U KINGDOM	LB	1177	3377	1234	1579
215 INDIA	22278	7502	151546	49275	
371 THAILAND			587474	160222	
400 U STATES	82189	18798	289743	70852	
	107744	27477	1032140	281583	
RESIN OR ROSIN					
100 U KINGDOM	CWT	234	28	234	1580
400 U STATES	31065	214681	109937	730445	
	31093	214915	109965	730679	
ROSIN SIZING					
400 U STATES	CWT	191517	53249	528182	1581
	18799		53249	528182	
WAX SEALING					
100 U KINGDOM				BB	1582
400 U STATES		1226		3439	
		1226		3527	
GUMS AND BLENDS N O P					
100 U KINGDOM	LB	23019	175108	67428	1583
400 U STATES	63681	133310	1030354	400478	
	316996	156329	1205462	467906	
TALL OIL AND TALL OIL PITCH					
400 U STATES	CWT	38831	26251	148475	1584
	8233		26251	148475	
COTTON SEED CAKE AND MEAL					
400 U STATES	CWT		1550	5062	1591
			1550	5062	
LINSEED OIL CAKE AND MEAL					
400 U STATES	CWT	9177	36979	104778	1592
	3050		36979	104778	
PALM NUT CAKE AND MEAL					
	CWT				1593
SOYA BEAN OIL CAKE AND MEAL					
400 U STATES	CWT	650357	1332515	3254342	1594
	268848		1332515	3254342	
SOYA BEAN FLOUR					
335 GERMANY W	CWT		44	561	1595
400 U STATES	3565	18450	10869	65426	
	3565	18450	10913	65987	
PEANUT OIL CAKE AND MEAL					
	CWT				1596
CASTOR OIL NOT EDIBLE					
215 INDIA	CWT	2288	111	2288	1601
309 BRAZIL	6157	97433	11110	199457	
400 U STATES	710	15575	1916	45218	
	6978	115296	13137	246963	
CHINAWOOD OIL NOT EDIBLE					
231 HONG KONG	CWT	8140	1314	25797	1602
304 ARGENTINA	1621	34440	3401	74400	
400 U STATES			1364	29502	
	2024	42580	6079	129699	
COCOANUT OIL NOT EDIBLE					
217 CEYLON	CWT	1545	26969	288936	1603
400 U STATES	620	6811	2454	45599	
	754	8356	29423	334535	

IMPORTS INTO CANADA FOR CONSUMPTION

Articles and Countries from which Imported	MONTH OF APRIL 1957		FOUR MONTHS ENDED APRIL 1957		Class Number
	Quantities	Values (\$)	Quantities	Values (\$)	
COTTON SEED OIL NOT EOI BLE 337 GUATEMALA 400 U STATES	CWT 546 13985 14531	6413 178038 184451	546 81552 82098	6413 1103326 1109739	1605
ESSENTIAL OIL N O P 100 U KINGDOM 217 CEYLON 224 JAMAICA 228 LEEW WIND 231 HONG KONG 234 AUSTRALIA 306 BELGIUM 309 BRAZIL 312 CHILE 327 FRANCE 335 GERMANY W 338 HAITI 344 ITALY 352 MEXICO 354 NETHRLNOS 372 SPAIN 376 SWITZRLND 400 U STATES	LB 27722 100 100 400 2542 92626 135531	18384 210 192 1255 1443 336483 387960	49395 1600 3641 140 9062 100 300 900 2 3096 16907 198 10 225 7133 3715 1218 367647 465289	39146 1321 16580 712 21506 155 576 2949 124 33105 9698 1429 82 916 6808 6392 12384 1241194 1395077	1606
EUCALYPTUS OIL 400 U STATES	LB			486 340	1607
FLAXSEED OR LINSEED OIL 400 U STATES	CWT 263 263	4950 4950	504 504	9552 9552	1608
FOOTS OF COTTON SEED OR OLIVES 400 U STATES	CWT			64 752	1609
OLIVE OIL FOR MANUFACTURING	CWT			64 752	1610
PALM AND PALM KERNEL OIL 100 U KINGDOM 218 MALAYA 307 BEL CONGO 354 NETHRLNOS 355 INDONESIA 400 U STATES	CWT 2472 5499 4443 12414	28121 64034 44108 136263	7415 50341 46485 1105 5680 4865 115891	85025 560712 472379 16853 60477 49125 1244571	1611
PEANUT OIL 400 U STATES	CWT 7860 7860	112681 112681	18076 18076	276130 276130	1613
PEPPERMINT OIL 100 U KINGDOM 347 JAPAN 400 U STATES	LB 3293 3293	17149 17149	105 120 24553 24778	1380 473 136603 138456	1614
RESIN OIL 400 U STATES	CWT 706 706	3869 3869	2139 2139	12959 12959	1617
SESAME SEED OIL 231 HONG KONG 400 U STATES	CWT 2 102 104	104 3321 3425	27 178 205	1165 5924 7089	1618
SOYA BEAN OIL FOR MANUFACTURE 400 U STATES	CWT 3082 3082	44329 44329	18634 18634	276869 276869	1619
VEGETABLE OIL N O P NOT EOI BLE 100 U KINGDOM 231 HONG KONG 313 CHINA 400 U STATES	CWT 112 13552 13664	2255 194479 196734	2 24 112 53896 54034	97 1984 2255 816448 820784	1620
RAPE SEED OIL	CWT				1621
CASHEW NUT SHELL OIL 400 U STATES	CWT			346 5310	1622
BITICICA OIL 309 BRAZIL 400 U STATES	CWT			346 371 638 1009 14407	1623
SUNFLOWER SEED OIL	CWT				1624
VEGETABLE OILS FOR TEXTILES 100 U KINGDOM 376 SWITZRLNO 400 U STATES	CWT 10 2551 2561	1821 54754 56575	340 30 8568 8938	7337 5479 182073 194869	1625
LEMON OIL AND ORANGE OIL 100 U KINGDOM 224 JAMAICA 304 ARGENTINA 335 GERMANY W 344 ITALY 354 NETHRLNDS 376 SWITZRLNO 400 U STATES	LB 1980 5500 52 4350 2000 20 18209 32111	1985 8001 349 17599 9007 334 46809 84084	1980 8532 52 125 4875 9200 166 50232 75162	1985 13981 349 460 19305 41652 2973 138675 219380	1626
SPEARMINT OIL 400 U STATES	LB 1200 1200	7085 7085	10678 10678	52354 52354	1627

IMPORTS INTO CANADA FOR CONSUMPTION

Articles and Countries from which Imported	MONTH OF APRIL 1957		FOUR MONTHS ENDED APRIL 1957		Class Number
	Quantities	Values (\$)	Quantities	Values (\$)	
ROSE BUSHES NOP					1646
100 U KINGDOM	NO	6804	4328	16027	7661
306 BELGIUM		12859	2258	92502	14066
318 DENMARK		11534	2688	100404	18281
327 FRANCE		242	63	242	63
335 GERMANY W		2226	553	13146	3118
354 NETHRLNDS		308051	69165	679075	146100
400 U STATES		302332	133395	749362	288697
		644048	212450	1650758	477986
BUSHES ROOTS AND VINES N O P					1647
306 BELGIUM	NO			100	50
327 FRANCE				9400	1307
354 NETHRLNDS				3332	350
400 U STATES		535240	22591	582525	25304
		535240	22591	595357	27011
APPLE TREES N O P					1651
327 FRANCE	NO	2270	946	2270	946
354 NETHRLNDS		1390	727	2816	1434
400 U STATES		24355	18511	35875	24856
		28015	20184	40961	27236
PEACH TREES AND JUNE BUOS NOP					1653
400 U STATES	NO	50331	28092	77642	37992
		50331	28092	77642	37992
FRUIT TREES N O P					1657
100 U KINGDOM	NO			25	101
306 BELGIUM				246	148
327 FRANCE		786	475	786	475
354 NETHRLNDS		311	224	1001	538
400 U STATES		14347	11841	28009	21058
		15444	12540	30067	22320
AZALEAS RHODODENDRONS ETC					1662
100 U KINGDOM			188		2157
207 UN SO AFR					380
215 INOIA					363
224 JAMAICA					780
231 HONG KONG			186		1938
306 BELGIUM			1799		35291
318 DENMARK			117		550
327 FRANCE			386		386
335 GERMANY W					770
337 GUATEMALA			434		434
344 ITALY					580
347 JAPAN					1030
354 NETHRLNDS			34876		100759
384 P RICO			371		618
400 U STATES			54612		208589
			92969		354625
PALMS FERNS FICUS CANNAS ETC					1663
100 U KINGDOM					193
306 BELGIUM			200		317
347 JAPAN					95
354 NETHRLNDS			6476		20781
400 U STATES			1304		5749
			7980		27135
TULIP BULBS					1664
GLADIOLI BULBS					1665
347 JAPAN					231
354 NETHRLNDS			25527		63326
400 U STATES			2175		12260
			27702		75817
FLOWERS AND FOLIAGE CUT					1666
100 U KINGDOM					2240
220 BERMUDA			2889		2889
231 HONG KONG			128		307
327 FRANCE					411
335 GERMANY W			392		392
344 ITALY			5209		5315
347 JAPAN			240		240
352 MEXICO			58		735
354 NETHRLNDS			646		964
376 SWITZRLND					99
383 HAWAII					390
400 U STATES			202900		742094
			212462		756076
TREES SEEDLING STOCK					1668
100 U KINGDOM			781		2727
306 BELGIUM					3317
318 DENMARK					172
327 FRANCE			7418		10148
354 NETHRLNDS			14173		54941
400 U STATES			1132		11345
			23504		82650
FLORIST OR NURSERY STOCK N O P					1669
100 U KINGDOM			1994		3029
306 BELGIUM			3637		8365
318 DENMARK			4583		5873
327 FRANCE			3048		4893
335 GERMANY W			8253		15113
347 JAPAN					379
354 NETHRLNDS			315767		587497
400 U STATES			82967		178429
			420249		803578
LATEX NATURAL					1678
218 MALAYA	LB			639426	257586
400 U STATES		283604	106249	2591409	1017673
		283604	106249	3230835	1275259

IMPORTS INTO CANADA FOR CONSUMPTION

Articles and Countries from which Imported	MONTH OF APRIL 1957		FOUR MONTHS ENDED APRIL 1957		Class Number
	Quantities	Values (\$)	Quantities	Values (\$)	
LATEX SYNTHETIC					
335 GERMANY W	LB 500	149	500	149	1679
400 U STATES	541844	165627	2355992	796997	
	542344	165776	2356492	797146	
BALATA CRUDE					
309 BRAZIL	LB 2000	768	4976	1695	1681
400 U STATES	2000	768	1200	3602	
			6176	5297	
GUTTA PERCHA UNMANUFACTURED					
400 U STATES	LB 1200	3592	2474	7256	1682
	1200	3592	2474	7256	
RUBBER CRUDE CAOUTCHOUC					
100 U KINGDOM	LB		181369	54046	1683
217 CEYLON	235550	59206	1214830	304981	
218 MALAYA	9641796	2509863	28933498	8165248	
219 SEI OTHER	22410	7979	22410	7979	
355 INDONESIA	112000	18332	578129	158838	
371 THAILAND	84000	19744	392000	90496	
400 U STATES	102429	32201	1511245	474480	
	10198185	2647325	32833481	9256068	
COMB BLANKS OF HARD RUBBER					
305 AUSTRIA				921	1684
400 U STATES				400	
				1321	
RUBBER POWDERED WASTE OR JUNK					
100 U KINGDOM	CWT 112	2334	471	8822	1687
400 U STATES	4003	33697	9092	72399	
	4115	36031	9563	81221	
RUBBER RECOVERED					
100 U KINGDOM	CWT 1022	8138	2762	22408	1688
400 U STATES	24080	231794	96299	888488	
	25102	239932	99061	910896	
RUBBER SUBSTITUTE OR SYNTHETIC					
400 U STATES	CWT 30712	740905	118127	2929932	1689
	30712	740905	118127	2929932	
RUBBER THREAD NOT COVERED					
100 U KINGDOM	LB 1307	1894	3673	5173	1690
400 U STATES	20227	32466	86063	140898	
	21534	34360	89736	146071	
HARD RUBBER STRIP SHEET ROD					
100 U KINGDOM	LB 912	438	21436	5735	1691
335 GERMANY W	121	159	121	159	
400 U STATES	1523	2978	7767	14409	
	2556	3575	29324	20303	
FOAM RUBBER SHEETING					
347 JAPAN		360		360	1697
400 U STATES		8262		20851	
		8622		21211	
RUBBER SHEETING N O P					
100 U KINGDOM		7018		17330	1698
218 MALAYA		43232		98970	
335 GERMANY W				2096	
354 NETHRLNDS				262	
400 U STATES		7530		38428	
		57780		157086	
CONVEYOR BELTING OF RUBBER					
100 U KINGDOM		15961		21688	1699
347 JAPAN				1742	
375 SWEDEN				682	
400 U STATES		6610		62073	
		22571		86185	
BATHING SHOES RUBBER					
335 GERMANY W	PAIR 3173	1414	3173	1414	1700
400 U STATES	1129	363	6122	3109	
	4302	1777	9295	4523	
BELTING RUBBER					
100 U KINGDOM		3016		18313	1701
335 GERMANY W		211		387	
344 ITALY		443		443	
347 JAPAN		2208		3896	
375 SWEDEN				68	
400 U STATES		51974		135252	
		57852		158359	
CANVAS SHOES RUBBER SOLES					
100 U KINGDOM	PAIR 25519	15347	35114	25815	1702
215 INDIA	45360	17739	132360	46157	
231 HONG KONG	62204	31115	691836	336957	
317 CZECHO S			6810	3665	
347 JAPAN	11100	4174	65220	26409	
354 NETHRLNDS	3522	3408	3522	3408	
400 U STATES	3917	3570	8449	8486	
	151622	75353	943311	450897	
BOOTS AND SHOES RUBBER N O P					
100 U KINGDOM	PAIR 13230	23042	122561	195911	1703
231 HONG KONG	192	136	1642	1708	
317 CZECHO S	480	505	29896	27947	
327 FRANCE			564	2157	
347 JAPAN	12098	7598	53552	39523	
354 NETHRLNDS			3059	9267	
400 U STATES	934	3631	7645	17750	
	26934	34912	218919	294263	
CEMENT RUBBER					
100 U KINGDOM		198		1212	1704
335 GERMANY W		945		1591	
400 U STATES		74018		348193	
		75161		350996	

IMPORTS INTO CANADA FOR CONSUMPTION

Articles and Countries from which Imported	MONTH OF APRIL 1957		FOUR MONTHS ENDED APRIL 1957		Class Number
	Quantities	Values (\$)	Quantities	Values (\$)	
CLOTHING RUBBER M O P					1705
100 U KINGDOM		5961		21424	
231 HONG KONG		9436		14293	
335 GERMANY W		80		80	
344 ITALY				195	
347 JAPAN		993		1617	
359 NORWAY		1608		6392	
400 U STATES		11877		28386	
		29955		72387	
GLOVES RUBBER	DZ PR				1706
100 U KINGDOM	2636	7346	8434	26289	
234 AUSTRALIA	100	322	100	322	
317 CZECHOS			960	1482	
335 GERMANY W	50	410	428	1434	
347 JAPAN			113	1600	
400 U STATES	4886	29846	25250	136074	
	7672	37924	35285	167201	
GOLF BALLS	DOZ				1707
100 U KINGDOM	13416	40954	30281	94194	
347 JAPAN	500	1282	1400	3593	
400 U STATES	4216	22921	10752	58448	
	18132	65157	42433	156235	
HEELS RUBBER	PAIR				1708
100 U KINGDOM	11000	1232	11000	1232	
231 HONG KONG	7440	932	12240	1535	
400 U STATES	125447	13748	391334	45193	
	143887	15912	414574	47960	
HOSE RUBBER OR RUBBER LINED					1709
100 U KINGDOM		5792		41191	
318 DENMARK		1112		1112	
335 GERMANY W		3091		5845	
347 JAPAN		105		9667	
354 NETHRLNOS				1502	
375 SWEDEN				102	
400 U STATES		206455		828117	
		216555		887536	
WATER BOTTLES RUBBER					1710
100 U KINGDOM		1937		8482	
317 CZECHOS		480		2015	
335 GERMANY W		1488		1770	
347 JAPAN				852	
400 U STATES		1173		3580	
		5078		16699	
MATERIALS FOR SEALING COMPOUND					1711
400 U STATES		19778		49777	
		19778		49777	
MATS AND MATTING RUBBER					1712
100 U KINGDOM		1994		3938	
335 GERMANY W		163		614	
354 NETHRLNOS		1402		5537	
400 U STATES		125606		442391	
		129165		452480	
PACKING RUBBER					1713
100 U KINGDOM		1600		3283	
335 GERMANY W		857		1033	
375 SWEDEN		617		3663	
400 U STATES		32907		104391	
		35981		112370	
RAINCOATS RUBBER	NO				1714
TIRES BICYCLE AND MOTORCYCLE	NO				1715
100 U KINGDOM	12358	11572	24826	30667	
306 BELGIUM	4690	2910	12665	7595	
317 CZECHOS	104	252	3220	2099	
327 FRANCE	412	294	787	608	
335 GERMANY W	1675	1113	21189	13720	
344 ITALY			30	109	
354 NETHRLNOS	19908	12697	42018	27660	
375 SWEDEN	3100	2109	6600	4632	
400 U STATES	304	450	3867	5396	
	42551	31397	115202	92486	
TIRE CASINGS M D P	NO				1716
100 U KINGDOM	6253	84388	10958	146185	
327 FRANCE	840	67272	2531	208247	
335 GERMANY W	49	1520	398	5903	
344 ITALY	12	179	12	179	
347 JAPAN			62	3160	
375 SWEDEN	5000	10720	7500	16648	
400 U STATES	17827	467553	39752	1839644	
	29981	631632	61213	2219966	
TIRES INNER TUBES M O P	NO				1717
100 U KINGDOM	450	711	1187	2176	
327 FRANCE	739	3225	1702	7543	
335 GERMANY W	30	143	30	143	
347 JAPAN			14	70	
375 SWEDEN	5000	2900	9425	5427	
400 U STATES	6595	49869	26071	99442	
	12814	56848	38429	114801	
TIRES SOLID AUTOMOBILE	NO				1718
400 U STATES	395	7695	947	22283	
	395	7695	947	22283	
TIRES SOLIO RUBBER M O P					1719
100 U KINGDOM		11953		23248	
400 U STATES		30812		105969	
		42765		129217	

IMPORTS INTO CANADA FOR CONSUMPTION

Articles and Countries from which Imported	MONTH OF APRIL 1957		FOUR MONTHS ENDED APRIL 1957		Class Number
	Quantities	Values (\$)	Quantities	Values (\$)	
MANUFACTURES OF RUBBER N O P					1720
100 U KINGDOM		4 3021		8 3745	
216 PAKISTAN				672	
305 AUSTRIA				426	
317 CZECHO S				334	
318 DENMARK				87	
327 FRANCE		1 679		1 965	
335 GERMANY W		4 429		13 920	
344 ITALY				1 405	
347 JAPAN		3 213		14 393	
354 NETHRLNDS				1 85	
375 SWEDEN		58		1 182	
376 SWITZRLND		225		225	
400 U STATES		5 07420		17 94957	
		5 60045		19 13496	
TIRES INNER TUBES BICYCLE	NO				1721
100 U KINGDOM	8 040	3 016	18 271	6 942	
306 BELGIUM	2 610	666	8 535	2 137	
335 GERMANY W	16 100	4 258	32 919	9 232	
354 NETHRLNDS	11 625	3 436	32 891	10 131	
375 SWEDEN	3 900	1 251	6 650	2 183	
400 U STATES	200	54	428	217	
	42 475	12 681	99 694	30 842	
GASKETS AND WASHERS RUBBER					1722
100 U KINGDOM		655		1 038	
335 GERMANY W		1 587		1 641	
347 JAPAN		900		900	
400 U STATES		11 7131		4 57435	
		12 0273		4 61014	
DRUGGISTS SUNDRIES RUBBER					1723
100 U KINGDOM		5 971		18 050	
317 CZECHO S		54		535	
327 FRANCE		223		223	
335 GERMANY W		1 091		2 785	
347 JAPAN				72	
354 NETHRLNDS				2 542	
400 U STATES		11 7967		35 0915	
		12 5306		37 5122	
TIRE REPAIR MATERIAL OF RUBBER					1724
100 U KINGDOM		287		914	
327 FRANCE				317	
335 GERMANY W		6 739		2 1208	
400 U STATES		6 6858		20 4719	
		7 3884		22 7158	
NURSING NIPPLES RUBBER	GROSS				1725
100 U KINGDOM	40	187	240	723	
400 U STATES	396	4 151	2 407	3 3335	
	436	4 338	2 647	3 4058	
FLOORING AND TILE OF RUBBER	\$Q YO				1726
327 FRANCE			533	1 608	
400 U STATES	8 240	1 3446	42 343	8 0849	
	8 240	1 3446	42 876	8 2457	
V BELTS CHIEFLY OF RUBBER					1727
100 U KINGDOM		1 862		10 866	
317 CZECHO S				3 260	
335 GERMANY W		1 102		1 916	
344 ITALY		1 72		1 72	
347 JAPAN				1 069	
354 NETHRLNDS				2 146	
375 SWEDEN		114		1 267	
400 U STATES		7 3153		29 5067	
		7 6403		31 5763	
SOLES SOLING MATERIALS RUBBER					1728
100 U KINGDOM		2 626		5 911	
217 CEYLON		3 077		6 912	
218 MALAYA		2 125		4 349	
335 GERMANY W				1 078	
344 ITALY		322		322	
400 U STATES		4 0570		15 5302	
		4 8720		17 3874	
AUTOMOTIVE PARTS OF RUBBER N O P					1729
100 U KINGDOM		1 079		6 483	
327 FRANCE				107	
335 GERMANY W		1 068		6 783	
400 U STATES		20 3362		69 0341	
		20 5509		70 3714	
WEATHERSTRIPPING OF RUBBER					1730
100 U KINGDOM		556		712	
400 U STATES		9 5713		44 0325	
		9 6269		44 1037	
TIRES PNEUM USED EXCEPT SCRAP	NO				1731
400 U STATES	1 4691	2 5654	5 8570	16 7936	
	1 4691	2 5654	5 8570	16 7936	
TIRES TRACTOR AND IMPLEMENT	NO				1732
100 U KINGDOM	4	71	4	71	
375 SWEDEN			2 027	4 321	
400 U STATES	3 319	11 0594	21 040	50 1674	
	3 323	11 0665	23 071	50 6066	
ANNATTO SEED	LB				1741
SUGAR BEET SEED	LB				1744
100 U KINGDOM			200	67	
354 NETHRLNDS			5 200	1 620	
400 U STATES			5 56632	12 8117	
	5 151	2 195	5 62032	12 9804	
	5 151	2 195			

IMPORTS INTO CANADA FOR CONSUMPTION

Articles and Countries from which Imported			MONTH OF APRIL 1957		FOUR MONTHS ENDED APRIL 1957		Class Number
			Quantities	Values (\$)	Quantities	Values (\$)	
SEEDS FOR BLENDING			LB				1746
215	INDIA		7742	1834	27262	4630	
234	AUSTRALIA				164122	14647	
304	ARGENTINA		33069	2527	33069	2527	
354	NETHRLNDS		14537	991	14537	991	
372	SPAIN				2205	296	
400	U STATES		64852	3928	161461	15119	
			120200	9280	402656	38210	
COTTON SEED			CWT				1747
CLOVER SEED			LB				1750
100	U KINGDOM		11321	3453	33124	17717	
236	NEW ZEAL				6999	5557	
318	DENMARK				11023	6542	
327	FRANCE				22140	14072	
400	U STATES		592148	226641	4415890	1752248	
			603469	230094	4489176	1796136	
FLAX SEED			BUSH				1751
100	U KINGDOM		20	107	20	107	
354	NETHRLNDS		1110	7631	1110	7631	
400	U STATES		3031	13289	5871	26590	
			4161	21027	7001	34328	
BENT GRASS SEED			LB				1753
236	NEW ZEAL		700	598	700	598	
400	U STATES		22994	10392	149367	70465	
			23694	10990	150067	71063	
GRASS SEED TIMOTHY			LB				1754
GRASS SEED N O P			LB				1755
100	U KINGDOM				3614	2125	
236	NEW ZEAL		3920	1731	6720	4215	
318	DENMARK		69109	18252	162829	45830	
354	NETHRLNDS		2200	533	2200	533	
400	U STATES		595614	119526	2341826	476870	
			670843	140042	2517189	529573	
MILLET AND RAPE SEED			LB				1756
100	U KINGDOM		15700	1782	21700	2429	
234	AUSTRALIA				108164	4070	
304	ARGENTINA				88128	1610	
318	DENMARK				1456	146	
327	FRANCE				63380	17087	
335	GERMANY W				5135	380	
354	NETHRLNDS		11000	885	13400	1111	
400	U STATES		62000	4416	459064	23769	
			88700	7083	760427	50602	
MUSHROOM SPAWN							1757
400	U STATES			5867		28420	
				5867		28420	
SEED BEANS AND SEED PEAS			LB				1758
100	U KINGDOM		46016	4432	49241	4929	
203	B E AFR				37800	5007	
354	NETHRLNDS				900	137	
400	U STATES		3678090	414002	6760864	746755	
			3724106	418434	6848805	756828	
SEED POTATOES			CWT				1759
400	U STATES		11685	20179	16974	31524	
			11685	20179	16974	31524	
SEEDS 5 DOLLARS OR OVER PER LB							1762
100	U KINGDOM					448	
318	DENMARK					641	
327	FRANCE					135	
335	GERMANY W					145	
347	JAPAN					330	
354	NETHRLNDS			156		2177	
400	U STATES			935		24594	
				1091		28470	
GARDEN FIELD ROOT SEEDS N O P							1766
100	U KINGDOM			257		12644	
215	INDIA					320	
231	HONG KONG			807		13759	
306	BELGIUM			1313		1313	
312	CHILE			1294		1294	
318	DENMARK			3579		6231	
323	EL SALVD			8508		8508	
327	FRANCE					205	
335	GERMANY W			1432		3071	
344	ITALY					826	
347	JAPAN			315		468	
352	MEXICO					1228	
354	NETHRLNDR			8089		25589	
358	NICARAGUA					13004	
400	U STATES			49330		296046	
				74924		384506	
TOBACCO TURKISH UNSTEMMED			LB				1776
336	GREECE		5432	5650	17700	18410	
379	TURKEY		29120	25259	95618	82741	
			34552	30909	113318	101151	
TOBACCO FLUE CURED UNSTEMMED			LB				1778
400	U STATES		3590	3631	8076	8170	
			3590	3631	8076	8170	
CIGAR LEAF UNSTEMMED			LB				1770
316	CUBA		2506	5909	11294	25254	
355	INDONESIA				277	1826	
400	U STATES		58084	182482	205841	650997	
			60590	188391	217412	678077	

IMPORTS INTO CANADA FOR CONSUMPTION

Articles and Countries from which Imported	MONTH OF APRIL 1957		FOUR MONTHS ENDED APRIL 1957		Class Number
	Quantities	Values (\$)	Quantities	Values (\$)	
TOBACCO N O P UNSTEMMED	LB				1780
392 SYRIA	1413	606	25318	10106	
400 U STATES	535	112	19672	12352	
	1948	718	44990	22458	
CIGAR LEAF STEMMED	LB				1782
316 CUBA	44276	54842	147981	188845	
400 U STATES	22251	10712	69540	32994	
	66527	65554	217521	221839	
TOBACCO N O P STEMMED	LB				1783
400 U STATES	338	374	685	758	
	338	374	685	758	
CIGARS	LB				1784
224 JAMAICA	14	154	46	498	
306 BELGIUM			11	64	
316 CUBA	403	3525	1801	14535	
335 GERMANY W			172	425	
354 NETHRLNDS	3341	13308	11618	42670	
400 U STATES	3260	8418	9438	23172	
	7018	25405	23086	81364	
CIGARETTES	LB				1785
100 U KINGDOM	14344	18692	36564	51853	
327 FRANCE	315	754	968	1644	
335 GERMANY W			123	195	
344 ITALY	247	342	247	342	
354 NETHRLNDS	14	12	30	26	
376 SWITZRLMO	29	73	29	73	
400 U STATES	48294	82565	183289	308658	
	63243	102438	221250	362791	
SNUFF	LB				1786
100 U KINGDOM	96	84	1409	2747	
	96	84	1409	2747	
TOBACCO CUT	LB				1787
100 U KINGDOM	4128	8117	23912	46956	
231 HONG KONG			350	480	
354 NETHRLNDS	14371	10099	35474	24791	
400 U STATES	23377	28600	69136	84860	
	41876	46816	128872	157087	
TOBACCO MANUFACTURED N O P	LB				1788
100 U KINGDOM	480	397	2564	2143	
400 U STATES	1500	840	2700	1522	
	1980	1237	5264	3665	
LOCUST BEANS LOCUST BEAN MEAL	LB				1811
400 U STATES			5842	1124	
			5842	1124	
BROOM CORN	CMT				1813
304 ARGENTINA			400	8772	
344 ITALY	4789	78329	9914	171561	
388 YUGO SLAV	1440	26160	5576	83175	
400 U STATES	826	17832	3312	76510	
	7055	122321	19202	340018	
CATTLE FOOD WITH MOLASSES					1815
400 U STATES		1690		16168	
		1690		16168	
DRUGS CRUDE BARKS FLOWERS					1816
100 U KINGDOM		1051		2370	
207 UN SO AFR		9756		19425	
215 INDIA				960	
231 HONG KONG		7919		32644	
304 ARGENTINA				722	
306 BELGIUM		299		367	
327 FRANCE		172		558	
335 GERMANY W		752		1293	
363 PERU				173	
383 HAWAII				72	
388 YUGO SLAV		190		190	
400 U STATES		16299		54501	
		36438		113275	
GLUE VEGETABLE	LB				1817
100 U KINGDOM			580	210	
400 U STATES	872	157	6180	998	
	872	157	6760	1208	
HAY AND STRAW	TON				1818
400 U STATES	3990	104064	14379	391243	
	3990	104064	14379	391243	
IVORY NUTS					1819
321 ECUADOR				2255	
				2255	
MUCILAGE AND ADHESIVE PASTE	LB				1824
100 U KINGDOM	886	227	9174	1168	
335 GERMANY W			551	237	
400 U STATES	33028	6496	98896	27324	
	33914	6723	108621	28729	
PALM LEAF UNMANUFACTURED					1825
400 U STATES		321		21414	
		321		21414	
ROOTS MEDICINAL ALKAMET JALAP					1827
100 U KINGDOM				792	
215 INDIA				481	
231 HONG KONG		1216		2662	
306 BELGIUM				516	
400 U STATES		796		5182	
		2012		9633	
STARCH AND PREPARATIONS N O P	LB				1828
100 U KINGDOM			650	98	
231 HONG KONG	1000	73	3500	497	
335 GERMANY W			231	162	

IMPORTS INTO CANADA FOR CONSUMPTION

Articles and Countries from which Imported	MONTH OF APRIL 1957		FOUR MONTHS ENDED APRIL 1957		Class Number
	Quantities	Values (\$)	Quantities	Values (\$)	
354 NETHRLNDS	40000	4550	142114	16126	
400 U STATES	809295	77035	3653948	311548	
	850295	81658	3800443	328431	
STARCH POTATO POTATO FLOUR	LB				1829
306 BELGIUM	11023	623	11023	623	
400 U STATES	225002	18779	740759	63419	
	236025	19402	751782	64042	
STARCH FOR PASTE	LB				1830
TAR PINE CRUOE IN BULK	GAL				1832
100 U KINGDOM	40	61	840	229	
359 NORWAY			167	165	
400 U STATES	38092	18841	103841	46691	
	38132	18902	104848	47085	
TEASELS					1833
100 U KINGDOM				302	
400 U STATES				500	
				802	
TURPENTINE RAW OR CRUDE	LB				1834
400 U STATES	42686	2839	44666	3036	
	42686	2839	44666	3036	
TURPENTINE SPIRITS OF	GAL				1835
376 SWITZRLND			26	227	
400 U STATES	97079	65065	404227	273353	
	97079	65065	404253	273580	
VEGETABLE PRODUCTS N O P					1836
100 U KINGDOM		11182		12844	
231 HONG KONG		862		5822	
309 BRAZIL				219	
327 FRANCE				294	
335 GERMANY W				3127	
344 ITALY		160		330	
347 JAPAN		158		1234	
354 NETHRLNDS		575		575	
390 GERMANY E				162	
400 U STATES		22681		73051	
		35618		97658	
VEGETABLE COLOURING					1839
100 U KINGDOM				3233	
344 ITALY				651	
400 U STATES		10965		36576	
		10965		40460	
DEXTRINE STARCH MIXTURES N O P	LB				1840
100 U KINGDOM	22400	1884	282300	21428	
354 NETHRLNDS	189035	12723	360277	24477	
400 U STATES	196554	18874	333154	31669	
	407989	33481	975731	77574	
DEXTRINE STARCH NOT A PASTE	LB				1841
354 NETHRLNDS	992	148	992	148	
376 SWITZRLNO			1323	189	
400 U STATES			30000	4608	
	992	148	32315	4945	
DISTILLERS SOLUBLES	CWT				1842
400 U STATES	2600	10281	8558	34763	
	2600	10281	8558	34763	
VEGETABLE FLOUR NOP NOT EDIBLE					1843
231 HONG KONG				340	
309 BRAZIL		170		6044	
371 THAILAND		2282		15271	
400 U STATES		17895		79750	
		20347		101405	
NON FOODS TAR 68A 206 662 809					1844
372 SPAIN				175	
400 U STATES		192		1767	
		192		1942	
VEGETABLE FLAVOURINGS					1845
100 U KINGDOM		1108		11318	
327 FRANCE				3865	
335 GERMANY W		467		1287	
344 ITALY				4633	
354 NETHRLNDS		2049		4070	
372 SPAIN		160		160	
388 YUGO SLAV				2274	
400 U STATES		48809		166767	
		52593		194374	
SIZING PREPARATIONS N O P	LB				1846
400 U STATES	74149	9426	295102	39794	
	74149	9426	295102	39794	

IMPORTS INTO CANADA FOR CONSUMPTION

Articles and Countries from which Imported	MONTH OF APRIL 1957		FOUR MONTHS ENDED APRIL 1957		Class Number
	Quantities	Values (\$)	Quantities	Values (\$)	
GROUP 2					
ANIMALS AND ANIMAL PRODUCTS					
CATTLE PURE BRED	NO				2012
100 U KINGDOM	10	5000	18	12700	
400 U STATES	149	55271	330	178450	
	159	60271	348	191150	
BABY CHICKS AND TURKEY POULTS	NO				2013
400 U STATES	277005	110665	809096	305216	
	277005	110665	809096	305216	
DOGS PURE BRED	NO				2014
100 U KINGDOM	25	3778	107	9688	
318 DENMARK	3	62	3	62	
354 NETHRLNDS			1	50	
389 IRELAND	12	302	13	352	
400 U STATES	45	4383	154	15585	
	85	8525	278	25737	
FOWLS DOMESTIC PURE BRED	NO				2015
400 U STATES			41	214	
			41	214	
HORSES PURE BRED	NO				2018
100 U KINGDOM	6	1787	9	2440	
400 U STATES	8	12030	38	27170	
	14	13817	47	29610	
RABBITS PURE BRED	NO				2019
400 U STATES			5	288	
			5	288	
SHEEP PURE BRED	NO				2020
400 U STATES	4	483	4	483	
	4	483	4	483	
ANIMALS FOR IMP OF STOCK N O P	NO				2021
100 U KINGDOM	30	4663	61	8078	
400 U STATES	14	1356	15	1446	
	44	6019	76	9524	
HORSES N O P	NO				2035
100 U KINGDOM	14	2705	348	42684	
400 U STATES	104	17635	292	71383	
	118	20340	640	114067	
LIVESTOCK N O P	NO				2037
100 U KINGDOM	2	200	2	200	
400 U STATES	829	24488	9457	961276	
	831	24688	9459	961476	
BEEES	PKGS				2041
400 U STATES	58353	215153	58365	215205	
	58353	215153	58365	215205	
FOXES	NO				2042
400 U STATES			2	145	
			2	145	
LEECHES					2043
PIGEONS HOMING AND PHEASANTS					2044
100 U KINGDOM				160	
400 U STATES		841		4321	
		841		4481	
TURTLES					2045
400 U STATES		7217		10993	
		7217		10993	
ALL OTHER ANIMALS LIVING N O P					2046
100 U KINGDOM		619		1925	
215 INDIA		13340		67388	
234 AUSTRALIA		730		730	
236 NEW ZEAL				62	
306 BELGIUM		152		1130	
318 DENMARK		519		1757	
327 FRANCE				77	
335 GERMANY W		723		833	
347 JAPAN				86	
354 NETHRLNDS		105		3463	
358 NICARAGUA				96	
363 PERU		569		723	
364 PHIL		2850		5225	
400 U STATES		17157		70706	
		36764		154125	
MINK	NO				2047
318 DENMARK			6	432	
326 FINLAND			4	285	
400 U STATES	160	17629	1399	119737	
	160	17629	1409	120454	
BONES CRUDE	CWT				2051
347 JAPAN			1	69	
400 U STATES	2148	9977	8720	42354	
	2148	9977	8721	42423	
BONE DUST CHARRED BONE	CWT				2052
100 U KINGDOM	5137	15149	15057	37197	
234 AUSTRALIA			680	1743	
400 U STATES	430	6444	1273	19727	
	567	21593	17010	58737	
BONE PITCH CRUDE ONLY	CWT				2053
400 U STATES	417	2927	1944	10844	
	417	2927	1944	10844	

IMPORTS INTO CANADA FOR CONSUMPTION

Articles and Countries from which Imported	MONTH OF APRIL 1957		FOUR MONTHS ENDED APRIL 1957		Class Number
	Quantities	Values (\$)	Quantities	Values (\$)	
CHARCOAL ANIMAL FOR SUGAR					
100 U KINGDOM	CWT 3963	34226	9059	81541	2054
322 EGYPT			2800	16393	
354 NETHRLNDS			2213	12746	
	3963	34226	14072	110680	
IVORY AND MANUFACTURES					2063
100 U KINGDOM				765	
215 INDIA				86	
231 HONG KONG				103	
344 ITALY				475	
400 U STATES				370	
				1799	
BUTTON BLANKS OF SHELL ROUGH					2071
400 U STATES		68		68	
		68		68	
SHELLS UNMANUFACTURED FOSSILS					2073
100 U KINGDOM		2699		7262	
347 JAPAN				78	
354 NETHRLNDS		934		1560	
383 HAWAII		134		312	
400 U STATES		1067		7389	
		4834		16601	
SHELLS N O P CRUSHED OR GROUND	CWT		96	174	2074
400 U STATES			96	174	
OYSTER SHELLS CRUSHED OR NOT	CWT				2075
400 U STATES	58304	36785	272851	176221	
	58304	36785	272851	176221	
FEATHERS NATURAL					2081
100 U KINGDOM				276	
207 UN SO AFR				567	
231 HONG KONG		3868		21016	
317 CZECHO S				3591	
318 DENMARK		83		83	
327 FRANCE				1344	
335 GERMANY W		277		277	
347 JAPAN		11863		11863	
365 POLAND		952		952	
400 U STATES		19511		54017	
		36554		93986	
BADMINTON SHUTTLE COCKS BIRDS	GROSS				2083
100 U KINGDOM	118	672	192	1434	
215 INDIA	232	575	249	626	
216 PAKISTAN			61	641	
318 DENMARK	45	1369	193	5205	
335 GERMANY W			153	861	
347 JAPAN	3	85	21	214	
400 U STATES	25	807	479	15491	
	423	3508	1348	24472	
MANUFACTURES OF FEATHERS N O P					2084
100 U KINGDOM		654		1468	
207 UN SO AFR		1728		2103	
215 INDIA				874	
231 HONG KONG				68	
327 FRANCE		560		1990	
335 GERMANY W		434		434	
352 MEXICO				643	
400 U STATES		1854		11489	
		5230		19069	
FEATHERBONE COILS					2085
400 U STATES		1639		4287	
		1639		4287	
QUILLS NATURAL OR UNPLUMED					2086
231 HONG KONG				846	
304 ARGENTINA		114		1835	
327 FRANCE				750	
365 POLAND		745		1863	
400 U STATES		1586		7438	
		2445		12732	
COD HADDOCK POLLOCK FRESH	LB				2091
100 U KINGDOM			12146	2434	
381 ALASKA	5000	1300	53434	10052	
400 U STATES	27016	5354	199266	40231	
	32016	6654	264846	52717	
HALIBUT FRESH	LB				2092
381 ALASKA	26667	6511	247890	62609	
400 U STATES	187289	45107	563187	140154	
	213956	51618	811077	202763	
FISH LIVERS	LB				2093
381 ALASKA			410	102	
400 U STATES	21954	2110	118963	13757	
	21954	2110	119373	13859	
HERRINGS FRESH	LB				2094
359 NORWAY	37500	2508	37500	2508	
400 U STATES			12240	952	
	37500	2508	49740	3460	
LIVE FISH AND EGGS PROPAGATING					2095
400 U STATES		835		8738	
		835		8738	
LOBSTERS FRESH	LB				2096
400 U STATES	1280	1370	39003	22954	
	1280	1370	39003	22954	
MACKEREL FRESH	LB				2097
400 U STATES	295	51	1095	143	
	295	51	1095	143	

IMPORTS INTO CANADA FOR CONSUMPTION

Articles and Countries from which Imported	MONTH OF APRIL 1957		FOUR MONTHS ENDED APRIL 1957		Class Number
	Quantities	Values (\$)	Quantities	Values (\$)	
OYSTERS SEED AND BREEDING 400 U STATES		28056		28056	2098
OYSTERS IN THE SHELL 400 U STATES	BRL 38	827	253	5018	2099
OYSTERS SHELLLED IN BULK 400 U STATES	GAL 7524	38548	31747	215761	2100
SALMON FRESH 381 ALASKA 400 U STATES	LB 74797	33418	8250 245600	3820 107085	2101
SQUID FRESH 231 HONG KONG 347 JAPAN 400 U STATES		453 1558 2011		4530 62 5194 9786	2102
FISH ALL OTHER FRESH 100 U KINGDOM 231 HONG KONG 318 DENMARK 347 JAPAN 354 NETHRLNDS 381 ALASKA 400 U STATES	LB 280 50108 2800 224933 278121	107 13571 1183 33634 48495	1978 1470 2000 1039323 3800 2000 949322 1999893	774 542 1025 163886 1408 520 143103 311258	2103
COD HADDOCK POLLOCK DRIED 100 U KINGDOM 359 NORWAY 400 U STATES	LB 399	111	20183 2205 399	4204 650 111	2111
COD HADDOCK POLLOCK SALTED 400 U STATES	LB 990	63	990	63	2113
HERRINGS SALTED 100 U KINGDOM 318 DENMARK 354 NETHRLNDS 359 NORWAY 375 SWEDEN 400 U STATES	LB 155480 13313 17456 208427 27350 375	20942 1584 2558 16759 2828 56	344487 15563 223562 290130 27614 21375	46503 1912 36157 25335 2883 3769	2115
SALMON SALTED 231 HONG KONG 400 U STATES	LB 818		578 240 818	189 191 380	2118
SALMON SMOKED 400 U STATES	LB		275	251	2119
FISH DRIED N O P 231 HONG KONG 347 JAPAN 400 U STATES	LB 904 400	370 147	5027 2425 3453	3284 974 603	2120
FISH ALL OTHER SALTED 100 U KINGDOM 231 HONG KONG 372 SPAIN 400 U STATES	LB 8477 1503 9980	3058 651 3709	12780 36247 22875 9212 81114	1528 14787 5049 3804 25168	2121
FISH OTHER SMOKED OR BONELESS 100 U KINGDOM 231 HONG KONG 335 GERMANY W 354 NETHRLNDS 400 U STATES	LB 56611 364 4837 61812	9481 203 1017 10701	192313 362 1412 7789 51109 252985	31637 119 230 1148 13646 46780	2122
CRABB CLAMS SHRIMPS CANNED 231 HONG KONG 347 JAPAN 352 MEXICO 359 NORWAY 400 U STATES	LB 558 56537 1000 34595 56759 149449	277 28332 864 19075 79682 128230	558 254558 1000 39446 395878 691440	277 75502 864 22515 475293 574451	2131
KIPPERED HERRINGS CANNED 100 U KINGDOM 326 FINLAND 354 NETHRLNDS 359 NORWAY	LB 4875 21883 26758	1126 6222 7348	41913 890 2929 76883 122615	9861 547 953 22835 34196	2132
LOBSTERS CANNED PREPARED N O P 400 U STATES	LB 75	85	235	292	2133
OYSTERS SHELLLED IN CANS 400 U STATES	QUART 10888	14413	42609	69178	2136
OYSTERS PREPARED PRESERVED N O P 231 HONG KONG 347 JAPAN 400 U STATES	LB 3750 13155 8257 25862	3758 7568 9021 20347	8868 72052 34210 115130	9033 37564 27579 74176	2137
SALMON CANNED PREPARED N O P 347 JAPAN 381 ALASKA 400 U STATES	LB 1732128 117 447	905818 233 548	4109592 117 1824	2071411 233 1867	2138
		906599	4111333	2072911	

IMPORTS INTO CANADA FOR CONSUMPTION

Articles and Countries from which Imported	MONTH OF APRIL 1957		FOUR MONTHS ENDED APRIL 1957		Class Number	
	Quantities	Values (\$)	Quantities	Values (\$)		
PILCHARD CANNED						
400 U STATES	LB		2025	261	2139	
			2025	261		
ANCHOVIES SARDINES CANNED						
100 U KINGDOM	LB		391	163	2140	
318 DENMARK	2952	1260	44140	20759		
327 FRANCE			3623	1976		
335 GERMANY W	2130	661	2683	872		
344 ITALY	985	1197	985	1197		
353 MOROCCO			23438	9864		
359 NORWAY	43417	22340	322389	187081		
366 PORTUGAL	16946	10509	99066	61614		
375 SWEDEN	3795	1685	8193	3540		
388 YUGO SLAV			12944	9847		
400 U STATES			16612	14397		
	70225	37652	536464	311310		
TUNA FISH CANNED						
347 JAPAN	LB				2143	
366 PORTUGAL	307659	103150	727838	247220		
	586	510	2562	2007		
	308245	103660	730400	249227		
FISH PRESERVED IN OIL N O P						
231 HONG KONG		1330		7843	2144	
318 DENMARK				934		
327 FRANCE		389		938		
335 GERMANY W		1267		4430		
336 GREECE				123		
344 ITALY		823		1754		
347 JAPAN				10832		
354 NETHRLNDS				555		
363 PERU		42814		129350		
366 PORTUGAL		510		17725		
400 U STATES		336		1435		
		47469		175919		
FISH PREPARED OR PRESERVED N O P						
100 U KINGDOM		1391		5634	2145	
231 HONG KONG		7640		15713		
318 DENMARK				842		
327 FRANCE				172		
335 GERMANY W		1584		3360		
344 ITALY		539		789		
347 JAPAN		2125		6618		
352 MEXICO		1602		5660		
354 NETHRLNDS		133		429		
359 NORWAY		2374		3445		
366 PORTUGAL		149		372		
400 U STATES		15803		59719		
		33340		102753		
HERRINGS CANNED						
100 U KINGDOM	LB	14175	2457	27741	4723	2146
231 HONG KONG				396	257	
318 DENMARK				615	211	
335 GERMANY W	262229	6595	79053	19070		
354 NETHRLNDS	8492	1526	9953	1812		
359 NORWAY	4447	1615	10052	3535		
375 SWEDEN	2128	1366	5523	3299		
400 U STATES	2028	937	2418	1075		
	57499	14496	135751	33982		
FISH OFFAL OR REFUSE						
400 U STATES	CWT	1685	3169	4338	8829	2151
		1685	3169	4338	8829	
SPONGES OF MARINE PRODUCTION						
100 U KINGDOM				677	2152	
316 CUBA		328		12206		
336 GREECE		225		717		
344 ITALY		374		1190		
379 TURKEY				318		
400 U STATES		1502		10680		
		2429		25788		
FISHERY PRODUCTS N O P						
100 U KINGDOM		11155		11421	2153	
221 B GUIANA				52		
231 HONG KONG		35879		82396		
234 AUSTRALIA				1055		
316 CUBA		113		113		
318 DENMARK		135		135		
335 GERMANY W		494		1220		
347 JAPAN		5181		13917		
352 MEXICO		3892		23113		
354 NETHRLNDS				102		
359 NORWAY		347		450		
400 U STATES		102753		432086		
		159949		566060		
FISH MEAL						
400 U STATES	CWT				2154	
FUR SKINS CHINA AND JAP MINK						
347 JAPAN	NO	4000	8021	4008	8021	2155
400 U STATES				1000	2557	
		4000	8021	5000	10578	
FUR SKINS OPOSSUM UNDRRESSED						
400 U STATES	NO	3394	1495	4412	2156	2156
		3394	1495	4412	2156	
FUR SKINS RACCOON UNDRRESSED						
400 U STATES	NO	24308	68577	148846	412390	2157
		24308	68577	148846	412390	
FUR SKINS SHEEP LAMB UNDRRESSED						
234 AUSTRALIA	NO	640	1197	2329	4192	2158

IMPORTS INTO CANADA FOR CONSUMPTION

Articles and Countries from which Imported	MONTH OF APRIL 1957		FOUR MONTHS ENDED APRIL 1957		Class Number
	Quantities	Values (\$)	Quantities	Values (\$)	
304 ARGENTINA			6104	12301	
386 URUGUAY			380	730	
400 U STATES	26266	57215	83191	172241	
FUR SKINS MARINE UNDRRESSED	26906	58412	92004	189464	
400 U STATES	ND		63	365	2161
FUR SKINS FOX UNDRRESSED	ND		63	365	
100 U KINGDOM	425	6584	1455	19386	2162
326 FINLAND			203	2207	
359 NORWAY	717	6869	717	6869	
375 SWEDEN			530	6298	
400 U STATES	422	8213	660	9716	
FUR SKINS KOLINSKY UNDRRESSED	1564	21666	3565	44476	
100 U KINGDOM	ND		15167	19277	2163
313 CHINA	9542	10425	13498	15717	
FUR SKINS MINK UNDRRESSED	9542	10425	28665	34994	
100 U KINGDOM	ND		9288	71649	2164
318 DENMARK	3955	27605	2329	22544	
326 FINLAND	305	3271	929	16890	
334 ST PIERRE			277	6141	
359 NORWAY			248	2415	
375 SWEDEN			257	3300	
380 USSR			1002	8004	
381 ALASKA	3	72	3	72	
400 U STATES	23746	358498	167121	2762223	
FUR SKINS MUSKRAT UNDRRESSED	28009	389446	181454	2893238	
400 U STATES	ND		1597910	1912755	2165
FUR SKINS PERSIAN LAMB UNDRRESSED	227959	284453	1597910	1912755	
100 U KINGDOM	ND		81481	520087	2166
216 PAKISTAN	6484	50045	4010	17008	
354 NETHRLNDS			3184	18756	
380 USSR			1496	10472	
400 U STATES	112061	909070	325320	2711682	
FUR SKINS RABBIT UNDRRESSED	118543	959115	415491	3278005	
313 CHINA	ND		20000	2842	2167
327 FRANCE	20500	13572	76500	38685	
347 JAPAN	1746	2353	6746	4284	
400 U STATES	15145	7947	30477	14743	
FUR SKINS SQUIRREL UNDRRESSED	37391	23872	133723	60554	
100 U KINGDOM	ND		66000	37458	2168
375 SWEDEN	63000	35850	10000	3295	
400 U STATES	10000	3295	81200	54834	
FUR SKINS UNDRRESSED N O P	83000	43465	157200	95587	
100 U KINGDOM	ND		54257	74994	2169
313 CHINA	1640	6451	18760	7683	
381 ALASKA	10000	3269	45	939	
400 U STATES	18726	97362	45162	358235	
ASTRACHAN RUSSIAN HARE DRESSED	30411	108021	118224	441851	
RABBIT SKINS DRESSED N O P	ND		5419	17710	2172
306 BELGIUM	4418	14821	4584	9631	
313 CHINA			67	265	
400 U STATES	49	204	10070	27606	
FUR SKINS DRESSED N O P	4467	15025			
100 U KINGDOM		10282		52629	2173
304 ARGENTINA				4017	
335 GERMANY W		810		2701	
344 ITALY				110	
386 URUGUAY		2063		3163	
400 U STATES		342926		811320	
MATTERS FURS NOT ON THE SKIN		356081		873940	
100 U KINGDOM	LB		2500	10250	2174
234 AUSTRALIA	4200	19775	4200	19775	
306 BELGIUM	5200	12701	12650	32069	
327 FRANCE	1300	2855	8095	22355	
335 GERMANY W	4170	11686	12405	35636	
344 ITALY			900	1961	
400 U STATES	23046	110108	58477	261259	
FUR SKINS SHEEP DRESSED	37216	157125	99227	383305	
100 U KINGDOM		260		1505	2175
400 U STATES		6954		44443	
MANUFACTURES OF FUR N O P		7214		45948	
100 U KINGDOM		2101		6641	2181
234 AUSTRALIA				125	
335 GERMANY W		1246		1366	
336 GREECE		184		184	
347 JAPAN		63		63	
365 POLAND				603	
372 SPAIN				62	
375 SWEDEN				56	
400 U STATES		68836		244032	
		64430		253132	

IMPORTS INTO CANADA FOR CONSUMPTION

Articles and Countries from which Imported	MONTH OF APRIL 1957		FOUR MONTHS ENDED APRIL 1957		Class Number
	Quantities	Values (\$)	Quantities	Values (\$)	
BRISTLES ANIMAL	LB				2191
100 U KINGDOM	13005	45460	80516	240917	
231 HONG KONG			133	279	
327 FRANCE			3407	9436	
335 GERMANY W	493	1282	713	1618	
354 NETHRLNDS	3446	5616	20559	39516	
400 U STATES	669	617	3600	6564	
	17613	52975	108928	298330	
HAIR UNMANUFACTURED	LB				2192
317 CZECHOS			11	250	
335 GERMANY W	6	92	41	736	
354 NETHRLNDS	25000	7680	75000	23520	
400 U STATES	63803	18453	576900	110731	
	88809	26225	651952	135237	
HORSE HAIR	LB				2193
100 U KINGDOM			34	234	
304 ARGENTINA			435	923	
352 MEXICO			567	848	
400 U STATES	4566	7864	35288	52116	
	4566	7864	36324	54121	
HAIR CURLED OYED	N O P				2194
100 U KINGDOM		1664		2494	
335 GERMANY W		800		1970	
400 U STATES		354		4471	
		2818		8935	
MANUFACTURES OF HAIR	NOP				2195
100 U KINGDOM		410		4501	
231 HONG KONG		1483		3532	
313 CHINA				6368	
327 FRANCE				1772	
335 GERMANY W		158		677	
400 U STATES		2023		8072	
		4074		24922	
HORSE HIDES	NO				2200
100 U KINGDOM			200	1652	
400 U STATES	728	5368	1259	9242	
	728	5368	1459	10894	
CALF SKINS AND KIPS RAW	NO				2201
344 ITALY			2000	13648	
354 NETHRLNDS	10000	28923	10000	28923	
375 SWEDEN			500	1610	
376 SWITZRLND	1651	12313	1651	12313	
400 U STATES	52881	145420	228430	634848	
	64532	186656	242581	691342	
CATTLE HIDES RAW	NO				2202
236 NEW ZEAL			300	2792	
400 U STATES	44409	224108	252780	1348656	
	44409	224108	253080	1351448	
SHEEP SKINS RAW	NO				2203
100 U KINGDOM			1236	1007	
304 ARGENTINA			1628	1798	
400 U STATES	84337	104176	223312	299811	
	84337	104176	226176	302616	
OTHER HIDES AND SKINS RAW	NO				2204
335 GERMANY W	1692	2100	1692	2100	
400 U STATES	128	449	1616	3678	
	1820	2549	3308	5778	
GOAT SKINS AND KID SKINS RAW	NO				2205
400 U STATES			9222	7925	
			9222	7925	
HIDE SECTIONS OR BELLIES	NO				2206
100 U KINGDOM			390	1014	
384 P RICO			11060	41860	
400 U STATES	37482	24857	121562	114140	
	37482	24857	133012	157014	
LEATHER DRESSED	KIO				2210
100 U KINGDOM		46754		163276	
327 FRANCE				97	
335 GERMANY W		1776		14243	
372 SPAIN				18705	
400 U STATES		20416		118792	
		68946		315113	
BELTING LEATHER IN BUTTS	NO				2211
100 U KINGDOM		4645		15800	
318 DENMARK		2101		2101	
327 FRANCE				3848	
335 GERMANY W				102	
354 NETHRLNDS				1797	
400 U STATES		7075		25854	
		13821		49502	
LEATHER TANNED	N O P				2213
100 U KINGDOM		15070		44986	
215 INDIA		1389		14034	
234 AUSTRALIA		521		521	
236 NEW ZEAL				1141	
306 BELGIUM				3937	
327 FRANCE		10751		12000	
354 NETHRLNDS		2020		2020	
400 U STATES		19745		73942	
		49496		152581	
LEATHER DRESSED	N O P				2215
100 U KINGDOM		86381		361158	
234 AUSTRALIA				1244	
236 NEW ZEAL		1036		3234	
306 BELGIUM				702	
327 FRANCE		96976		236851	

IMPORTS INTO CANADA FOR CONSUMPTION

Articles and Countries from which Imported	MONTH OF APRIL 1957		FOUR MONTHS ENDED APRIL 1957		Class Number
	Quantities	Values (\$)	Quantities	Values (\$)	
335 GERMANY W		2485		7749	
354 NETHRLNDS		1263		2875	
376 SWITZRLND				77	
389 IRELAND		3505		3505	
400 U STATES		132478		571512	
CHAMOIS SKIN		324124		1188907	2216
100 U KINGDOM		47239		142424	
234 AUSTRALIA		1306		1306	
400 U STATES				152	
PATENT AND UPHOLSTERY LEATHER		48545		143802	2217
100 U KINGDOM		161		161	
400 U STATES		8731		84053	
SOLE LEATHER	LB	8092		84214	2218
100 U KINGDOM	500	222	5431	2543	
400 U STATES	1970	726	133629	44122	
SCRAP LEATHER	2470	948	139060	46665	2219
400 U STATES		21821		40847	
PIG MOROCCO ROLLER LEATHERS		21821		40847	2220
100 U KINGDOM		44859		125836	
318 DENMARK				156	
400 U STATES		2249		18851	
LEATHER FROM EAST INDIA KIP		47108		144843	2221
100 U KINGDOM		83034		310303	
400 U STATES		281		612	
LEATHER FOR GLOVES OR CLOTHING		83315		310915	2224
100 U KINGDOM		115527		366940	
335 GERMANY W		817		817	
375 SWEDEN		165		575	
400 U STATES		148255		694790	
LEATHER FOR UPHOLSTERY LEATHER		264764		1063122	2225
100 U KINGDOM		10631		60221	
400 U STATES				5015	
CRUST OIL LEATHER FOR CHAMOIS		10631		65236	2226
100 U KINGDOM		228		300	
BOOTS AND SHOES PEGGED LEATHER	PAIR	228		300	2231
BOOTS AND SHOES MENS LEATHER	PAIR				2232
100 U KINGDOM	45857	231497	163133	823316	
231 HONG KONG	60	60	60	60	
305 AUSTRIA	16	179	148	3215	
317 CZECHO S	900	2453	900	2453	
326 FINLAND			6	63	
327 FRANCE	260	1807	1542	10662	
335 GERMANY W	2330	13209	4677	26136	
344 ITALY	8415	46432	12971	76889	
354 NETHRLNDS			101	451	
376 SWITZRLND	2	65	341	3938	
400 U STATES	6432	28115	35637	159276	
BOOTS AND SHOES WOMENS LEATHER	PAIR	64272	323817	219516	1106459
100 U KINGDOM	13275	69679	49067	277620	2233
215 INDIA			148	294	
231 HONG KONG	400	270	1140	787	
305 AUSTRIA			12	92	
306 BELGIUM			801	6551	
327 FRANCE	20	122	40	291	
335 GERMANY W	3511	17490	4767	24286	
344 ITALY	10114	46742	22204	102526	
347 JAPAN	864	303	12024	4235	
352 MEXICO	1897	2483	5237	5936	
354 NETHRLNDS	357	1440	398	1602	
372 SPAIN	234	516	234	516	
376 SWITZRLND	1697	14042	4212	33820	
400 U STATES	59184	219558	243414	934455	
BOOTS SHOES CHILDRENS LEATHER	PAIR	91553	372645	343698	1393011
100 U KINGDOM	67093	57693	138865	122222	2234
231 HONG KONG	588	403	588	403	
335 GERMANY W	1201	3154	1551	4593	
344 ITALY			402	377	
347 JAPAN			6012	1658	
354 NETHRLNDS	1012	1108	1012	1108	
400 U STATES	6026	9415	33901	57018	
GARMENTS LEATHER		71773		187373	2235
100 U KINGDOM		468		2687	
306 BELGIUM				136	
335 GERMANY W		155		331	
344 ITALY				185	
400 U STATES		2052		6268	
GLOVES MITTS LEATHER		2675		9607	2236
100 U KINGDOM		27997		68150	
216 PAKISTAN				1119	
317 CZECHO S		190		304	
327 FRANCE		7503		19524	

IMPORTS INTO CANADA FOR CONSUMPTION

Articles and Countries from which Imported	MONTH OF APRIL 1957		FOUR MONTHS ENDED APRIL 1957		Class Number
	Quantities	Values (\$)	Quantities	Values (\$)	
335 GERMANY W		2567		4984	
344 ITALY		2232		3565	
347 JAPAN		2341		8208	
354 NETHRLNDS				56	
372 SPAIN		160		356	
376 SWITZRLND				479	
400 U STATES		6794		30959	
		49784		137704	
GLOVES OF KID WOMENS					2237
100 U KINGDOM		116		1825	
306 BELGIUM				1225	
327 FRANCE		12155		83299	
335 GERMANY W		3395		33403	
344 ITALY		703		1989	
		16369		121741	
HARNESS AND SADDLERY					2238
100 U KINGDOM		13268		30600	
322 EGYPT		168		168	
335 GERMANY W				428	
400 U STATES		32626		83702	
		46082		114898	
LEATHER BELTING					2239
100 U KINGDOM		438		3973	
318 DENMARK		350		711	
327 FRANCE		178		178	
335 GERMANY W				781	
354 NETHRLNDS				183	
400 U STATES		5578		18155	
		6544		23981	
MFRS OF LEATHER OR RAWHIDE NOP					2241
100 U KINGDOM		15429		49615	
216 PAKISTAN				260	
231 HONG KONG				242	
305 AUSTRIA				68	
306 BELGIUM				57	
327 FRANCE				423	
335 GERMANY W		1414		6280	
344 ITALY		4531		6431	
347 JAPAN				1399	
354 NETHRLNDS		128		761	
372 SPAIN				135	
376 SWITZRLND		814		1404	
388 YUGO SLAV		1650		1650	
400 U STATES		60240		227328	
		84206		296053	
SOLES AND HEELS LEATHER					2243
100 U KINGDOM		3387		4895	
400 U STATES		12878		35079	
		16265		39974	
SHOE LIFTS AND WELTING LEATHER					2244
100 U KINGDOM		70		277	
400 U STATES		5672		15838	
		5742		16115	
STRAPS LEATHER					2245
100 U KINGDOM		5621		23889	
231 HONG KONG				1504	
327 FRANCE		434		1093	
335 GERMANY W		1613		6040	
344 ITALY		58		227	
347 JAPAN		97		1676	
354 NETHRLNDS				383	
375 SWEDEN				85	
376 SWITZRLND		1564		7443	
400 U STATES		9974		50668	
		19361		93008	
BICYCLE SADDLES					2246
100 U KINGDOM	NO	10529	5918	16492	11666
335 GERMANY W		12120	7169	26339	15145
347 JAPAN		450	358	450	358
354 NETHRLNDS		2190	1615	8165	6748
400 U STATES		649	1041	8220	8360
		25938	16101	59666	42277
BEEF AND VEAL FRESH	LB				2251
234 AUSTRALIA		24097	4081	24097	4081
236 NEW ZEAL		36974	7041	110571	24703
381 ALASKA		312	123	8244	4719
400 U STATES		392360	171344	1816925	645435
		453743	182589	1959837	678938
MUTTON AND LAMB FRESH	LB				2252
234 AUSTRALIA		204182	40410	3058417	635721
236 NEW ZEAL		544923	118518	1473178	316229
381 ALASKA				205	167
400 U STATES		36419	8269	308929	104408
		785524	167197	4840729	1056525
PORK FRESH	LB				2253
234 AUSTRALIA		2040	879	20340	9261
236 NEW ZEAL		34527	12932	34527	12932
		36567	13811	54867	22193
POULTRY NOP GAME	LB				2254
234 AUSTRALIA		11580	4386	17580	6728
381 ALASKA				155	101
400 U STATES		122274	43275	339254	128628
		133854	47661	356989	135457
MEATS FRESH N O P	LB				2257
316 CUBA		990	1528	1290	1967
352 MEXICO		720	957	720	957

IMPORTS INTO CANADA FOR CONSUMPTION

Articles and Countries from which Imported	MONTH OF APRIL 1957		FOUR MONTHS ENDED APRIL 1957		Class Number
	Quantities	Values (\$)	Quantities	Values (\$)	
400 U STATES	3160	1266	22662	17574	
EDIBLE OFFAL FRESH	4870	3751	24672	20498	2258
234 AUSTRALIA	2879	1236	28873	13675	
236 NEW ZEAL			189	63	
400 U STATES	502328	53963	949072	139264	
CHICKENS AND FOWL	505207	55199	978134	153002	2259
381 ALASKA			376	259	
400 U STATES	573555	148848	1825702	470910	
TURKEYS	573555	148848	1826078	471169	2260
381 ALASKA			274	121	
400 U STATES	749956	289747	1769156	680249	
BACON HAMS OTHER PORK PREPARED	749956	289747	1769430	680370	2261
400 U STATES					
BEEF PICKLED					2263
400 U STATES	653909	121656	3050390	582274	
CANNED MEATS POULTRY GAME N O P	653909	121656	3050390	582274	2264
100 U KINGDOM	101548	22985	449626	104180	
231 HONG KONG	90	94	441	446	
234 AUSTRALIA	18000	4658	82434	17581	
236 NEW ZEAL			36000	15541	
304 ARGENTINA	7200	1325	14460	2641	
318 DENMARK	38501	23024	55737	35420	
327 FRANCE	606	2026	7443	9260	
335 GERMANY W	5091	1101	5091	1101	
354 NETHRLNDS	5687	2093	11877	3652	
359 NORWAY	116	67	116	67	
400 U STATES	532005	148382	1041940	304148	
EXTRACTS OF MEAT FLUID BEEF	708844	205755	1705165	494037	2265
100 U KINGDOM	1765	1350	14989	13476	
234 AUSTRALIA	1904	2768	44576	62501	
236 NEW ZEAL	11200	17916	11200	17916	
304 ARGENTINA			7392	8493	
362 PARAGUAY			2471	450	
386 URUGUAY			224	484	
400 U STATES			357	357	
MEATS PREPARED NOT CANNED	14869	22034	81209	103677	2266
400 U STATES					
PORK BARRELLED IN BRINE	6083	3914	124454	90900	2267
PORK DRY SALTEO	6083	3914	124454	90900	2268
SAUSAGE					2269
381 ALASKA			686	266	
400 U STATES	7113	4554	19513	12316	
SOUPS SOUP PREPARATIONS M O P	7113	4554	20199	12582	2270
100 U KINGDOM		365		1538	
318 DENMARK		152		152	
354 NETHRLNDS		3028		7714	
362 PARAGUAY		11721		14399	
376 SWITZRLND		16633		43886	
381 ALASKA				119	
400 U STATES		41915		263991	
MEAT PIES FROZEN	73814			331799	2271
400 U STATES					
COMPLETE DINNERS MEAT FROZEN	88471	35482	586370	287255	2272
400 U STATES	88471	35482	586370	287255	
BEEF CANNED R O P	75034	58090	277613	194892	2273
100 U KINGDOM	75034	58090	277613	194892	
234 AUSTRALIA			240	63	
304 ARGENTINA	18000	5516	336890	86912	
318 DENMARK	9000	1904	22950	5177	
335 GERMANY W	4050	3211	7950	6053	
354 NETHRLNDS	117	56	117	56	
400 U STATES	396	135	396	135	
	666	360	3265	3164	
CORNED BEEF CANNED	32229	11182	371808	101560	2274
234 AUSTRALIA	140400	45034	848192	287967	
304 ARGENTINA	735960	172338	1623660	364858	
327 FRANCE			43000	11692	
362 PARAGUAY			111600	30289	
386 URUGUAY			175000	31241	
MILK SKIM POWDERED	876360	217372	2761452	726047	2280
100 U KINGDOM	566395	63811	1669146	186547	
234 AUSTRALIA			179200	21225	
236 NEW ZEAL	575000	57226	2339430	231456	
316 CUBA			321500	24704	
400 U STATES	133320	17864	272253	35088	
MILK AND CREAM FRESH	1274715	158901	4781529	500020	2281
318 DENMARK	360	987	2520	7142	
400 U STATES	798	4565	1943	10626	
	1158	5552	4463	17768	

IMPORTS INTO CANADA FOR CONSUMPTION

Articles and Countries from which Imported	MONTH OF APRIL 1957		FOUR MONTHS ENDED APRIL 1957		Class Number
	Quantities	Values (\$)	Quantities	Values (\$)	
BUTTER *					
400 U STATES	LB		* 40 440	* 24116	2282 *
			40 440	24116	
CASEIN					
400 U STATES	LB	7640	14190	4980	2283
		7640	14190	4980	
CHEESE					
100 U KINGDOM	LB	4296	23240	10287	2284
236 NEW ZEAL			1800	572	
304 ARGENTINA		1054	16500	6347	
305 AUSTRIA		3600	15517	6376	
318 DENMARK		243826	694563	260539	
326 FINLAND		1065	5580	1475	
327 FRANCE		44230	135725	70024	
335 GERMANY W		2677	25350	12145	
336 GREECE		10637	10637	3108	
344 ITALY		232686	596916	290161	
354 NETHRLNDS		92630	293110	115619	
359 NORWAY		4662	11831	5302	
375 SWEDEN			501	246	
376 SWITZRLND		194249	612961	352475	
400 U STATES		50453	583646	291775	
		886065	3027877	1426451	
MILK CONDENSED OR EVAPORATED					
400 U STATES	LB	11193	16093	3553	2285
		11193	16093	3553	
MILK WHOLE POWDERED					
100 U KINGDOM	LB		22400	5671	2286
354 NETHRLNDS			641	309	
389 IRELAND			22400	5690	
400 U STATES		2812	8654	5455	
		2812	54095	17125	
DRIED WHEY DRIED BUTTERMILK					
400 U STATES	LB	45960	183749	15519	2287
		45960	183749	15519	
OLEIC ACID OR RED OIL					
400 U STATES	LB	6960	79154	15000	2288
		6960	79154	15000	
STEARIC ACID					
100 U KINGDOM	LB	37016	47016	7276	2289
400 U STATES		61578	168608	27037	
		98594	215624	34313	
LARD OIL					
400 U STATES	GAL	209	637	1205	2291
		209	637	1205	
MEATS FOOT OIL					
	GAL				2292
ANIMAL OIL N O P					
100 U KINGDOM	GAL	78	325	319	2293
400 U STATES		93	6547	9387	
		171	6872	9706	
COD LIVER OIL					
100 U KINGDOM	GAL	4950	23850	33648	2294
359 NORWAY		700	1250	1629	
400 U STATES			537	948	
		5650	25637	36225	
FISH OIL N O P					
347 JAPAN	GAL	38	5230	30394	2295
400 U STATES		44329	97354	90300	
		44367	102584	120694	
SEAL OIL					
	GAL				2296
WHALE AND SPERMACE TI OIL					
100 U KINGDOM	GAL		1485	2141	2297
359 NORWAY			900	950	
400 U STATES		309	5175	7360	
		309	7560	10451	
HALIBUT LIVER OIL					
					2298
FISH OIL CONCENTRATED					
400 U STATES				473	2299
				473	
FISH OIL FOR FORTIFYING					
100 U KINGDOM				1006	2300
347 JAPAN				17791	
400 U STATES		6105		15110	
		6105		33907	
BEESWAX					
100 U KINGDOM	LB	655	655	392	2302
309 BRAZIL			11178	7497	
312 CHILE		17635	17635	11168	
338 HAITI		3417	3417	2231	
354 NETHRLNDS		229	458	132	
400 U STATES		13200	77519	52382	
		35136	110862	73802	
CANDLES N O P					
100 U KINGDOM	LB		5130	1794	2303
318 DENMARK		448	448	201	
335 GERMANY W			160	71	
400 U STATES		8556	17482	6728	
		9004	23220	8794	

* Imported for use in the manufacture of sweetened condensed milk for export and not for consumption in Canada.

IMPORTS INTO CANADA FOR CONSUMPTION

Articles and Countries from which Imported	MONTH OF APRIL 1957		FOUR MONTHS ENDED APRIL 1957		Class Number
	Quantities	Values (\$)	Quantities	Values (\$)	
GREASE AND DEGRAS	CWT				2304
100 U KINGDOM	45	400	592	5072	
354 NETHRLNDS			50	2189	
400 U STATES			57772	445960	
	13547	107353	58414	453221	
LARD AND COMPOUNDS STEARINE	LB				2307
100 U KINGDOM	71780	15237	281289	51964	
400 U STATES	695395	86036	7903776	1014120	
	767175	101273	8185065	1066084	
TALLOW	LB				2308
400 U STATES	34360	2515	156317	12038	
	34360	2515	156317	12038	
EGG ALBUMEN DRIED POWDERED ETC	LB				2315
100 U KINGDOM			39	68	
313 CHINA	5000	5012	8100	7663	
400 U STATES	1400	1621	54970	71150	
	6400	6633	63109	78881	
EGG YOLK DRIED POWDERED ETC	LB				2316
EGGS WHOLE DRIED POWDERED ETC	LB				2317
313 CHINA			39000	23767	
400 U STATES	1125	1195	1125	1195	
	1125	1195	40125	24962	
GELATINE INEDIBLE PHOTOGRAPHIC	LB				2320
400 U STATES	2000	2952	57839	74255	
	2000	2952	57839	74255	
ANIMAL GLANDS FOR MEDICINE					2321
400 U STATES		931		4441	
		931		4441	
BLOOD ALBUMEN AND BLOOD DRIED					2324
400 U STATES		1159		1976	
		1159		1976	
EGGS IN THE SHELL	DOZ				2325
231 HONG KONG	3108	1786	15973	9389	
381 ALASKA			5760	2916	
400 U STATES	119223	308128	361260	922935	
	122331	309914	382993	935240	
EGGS YOLK OR ALBUMEN FROZEN	LB				2326
354 NETHRLNDS			500	481	
400 U STATES	12085	8983	15235	11322	
	12085	8983	15735	11803	
GELATINE CAPSULES EMPTY					2328
400 U STATES		46935		186027	
		46935		186027	
GELATINE EDIBLE	LB				2329
100 U KINGDOM	53760	24497	113128	51181	
234 AUSTRALIA			73695	27662	
306 BELGIUM			11123	4672	
318 DENMARK			6720	3058	
327 FRANCE	5600	2786	24511	10042	
354 NETHRLNDS			9860	4201	
400 U STATES	127024	73455	198482	121551	
	186384	100738	437519	222367	
GELATINE N O P	LB				2331
100 U KINGDOM	27400	7226	62400	15510	
306 BELGIUM			133	61	
400 U STATES	2264	1047	121604	44415	
	29664	8273	184137	59986	
GLUE ANIMAL POWDERED OR SHEET	LB				2332
100 U KINGDOM	69420	10310	495292	79696	
234 AUSTRALIA	16800	2658	39200	6186	
400 U STATES	144280	2748	397480	60647	
	230500	40916	931972	166529	
GLUE N O P	LB				2333
100 U KINGDOM			10642	1579	
375 SWEDEN			4409	2152	
400 U STATES	4274	2239	23044	12506	
	4274	2239	38095	16237	
GUT AND MANUFACTURES N O P					2336
100 U KINGDOM		298		3410	
234 AUSTRALIA		1025		3938	
327 FRANCE		989		1108	
400 U STATES		5129		8127	
		7441		16583	
HONEY	LB				2337
100 U KINGDOM			1316	863	
224 JAMAICA	400	67	640	137	
354 NETHRLNDS	1956	590	2360	747	
388 YUGO SLAV			330	125	
400 U STATES	574978	85781	2005687	295101	
	577334	86438	2010333	296973	
MANURES ANIMAL	CWT				2338
400 U STATES	6528	10375	18672	29803	
	6528	10375	18672	29803	
MUSK IN PODS OR GRAINS	OZ				2339
RENNET RAW AND PREPARED	LB				2340
400 U STATES	17274	8837	65838	26249	
	17274	8837	65838	26249	
SAUSAGE CASINGS UNCLEANED	LB				2341
400 U STATES	26500	5092	68000	13228	
	26500	5092	68000	13228	
SAUSAGE CASINGS CLEANED	LB				2342
234 AUSTRALIA	32807	43982	137753	209056	
236 NEW ZEAL	328186	778226	385322	893332	
335 GERMANY W	1122	2208	1122	2208	

IMPORTS INTO CANADA FOR CONSUMPTION

Articles and Countries from which Imported	MONTH OF APRIL 1957		FOUR MONTHS ENDED APRIL 1957		Class Number
	Quantities	Values (\$)	Quantities	Values (\$)	
354 NETHRLNDS			280	488	
400 U STATES	7600	4823	30495	25764	
TANKAGE	369715	829239	554972	1130848	
	CWT				2343
236 NEW ZEAL	219	1707	219	1707	
400 U STATES	13143	25036	37436	73030	
ANIMAL PRODUCTS M O P	13362	26743	37655	74737	
100 U KINGDOM		295		1901	2344
231 HONG KONG		1007		3821	
327 FRANCE		569		958	
335 GERMANY W		130		306	
347 JAPAN		1995		5361	
354 NETHRLNDS				290	
400 U STATES		45599		107933	
HORSE MEAT AND MEAT FOR FEED		49595		120570	
	CWT				2345
400 U STATES	1992	16396	12367	92936	
DOG FOOD AND PET STOCK FOOD	1992	16396	12367	92936	
100 U KINGDOM		5762		5762	2347
231 HONG KONG				203	
306 BELGIUM				63	
335 GERMANY W		281		281	
400 U STATES		28196		102080	
TARIFF 206 254 635 679 686 699		34239		108389	
400 U STATES		75		2411	2348
		75		2411	

IMPORTS INTO CANADA FOR CONSUMPTION

Articles and Countries from which Imported	MONTH OF APRIL 1957		FOUR MONTHS ENDED APRIL 1957		Class Number
	Quantities	Values (\$)	Quantities	Values (\$)	
<u>GROUP 3</u>					
<u>FIBRES TEXTILES AND PRODUCTS</u>					
RAW COTTON		CWT			3001
215 INDIA			497	12978	
352 MEXICO	501	15483	2511	74462	
363 PERU	51	2595	51	2595	
400 U STATES	152810	4438118	643380	18698634	
	153362	4456196	646439	18788669	
COTTON LINTERS N O P		LB			3002
309 BRAZIL			51256	6494	
323 EL SALV D	334420	25944	516156	38233	
352 MEXICO			158510	9182	
358 NICARAGUA	128591	8997	152103	10324	
380 USSR	111413	8815	111413	8815	
400 U STATES	1427741	108951	7081350	515824	
	2002165	152707	8070788	588872	
COTTON LINTERS FOR PAPER		LB			3003
BATTS BATTING WADING COTTON		LB			3004
400 U STATES	60362	35748	318418	173472	
	60362	35748	318418	173472	
CARDED SLIVER COTTON FIBRES		LB			3005
COTTON THREAD		LB			3009
100 U KINGDOM	1968	5847	9238	23083	
317 CZECHO S	3450	3035	19476	18367	
344 ITALY	898	2445	2861	5009	
354 NETHRLNDS	230	537	252	595	
376 SWITZRLND			3464	7280	
400 U STATES	62139	95576	235793	374438	
	68685	107440	271084	428772	
COTTON YARNS SINGLES N O P		LB			3011
100 U KINGDOM	13646	17921	72647	81224	
400 U STATES	5324	6970	148916	131515	
	18970	24891	221563	212739	
YARNS SINGLES FOR KNIT GOODS		LB			3012
100 U KINGDOM	3084	2564	5486	5541	
400 U STATES	79467	62727	200479	153506	
	82551	65291	205965	159047	
COTTON YARNS N O P		LB			3013
100 U KINGDOM	5607	7084	37215	35634	
335 GERMANY W			20	77	
354 NETHRLNDS	254	225	254	225	
400 U STATES	162072	130010	637468	552194	
	167933	137319	674957	588130	
CROCHET KNITTING COTTON N O P		LB			3014
100 U KINGDOM			532	2278	
327 FRANCE	703	3581	4057	21279	
400 U STATES	11673	18536	49932	71713	
	12376	22117	54521	95270	
CORDS AND TWINE COTTON N O P		LB			3015
100 U KINGDOM	4446	2079	32645	16202	
400 U STATES	18966	19560	83965	86581	
	23412	21639	116610	102783	
COTTON YARNS TINSEL THREAD		LB			3017
327 FRANCE			40	389	
400 U STATES	5299	14253	22719	67836	
	5299	14253	22759	68225	
MERCERIZED YARNS 40 AND FINER		LB			3018
100 U KINGDOM	1827	4573	7462	16444	
400 U STATES	110	521	2376	4156	
	1937	5094	9838	20600	
COTTON YARNS HANKS FOR THREAD		LB			3019
100 U KINGDOM	111764	177296	403946	637118	
305 AUSTRIA	1536	2384	5205	9425	
400 U STATES	40877	58765	158402	227342	
	154177	238445	567553	873885	
COTTON YARN 2 PLY 80 AND FINER		LB			3020
100 U KINGDOM	2068	9686	4956	22514	
	2068	9686	4956	22514	
COTTON YARN SINGLES FOR THREAD		LB			3021
100 U KINGDOM	178721	229014	519503	652443	
	178721	229014	519503	652443	
COTTON YARN TO BE MERCERIZED		LB			3022
100 U KINGDOM	17388	29388	44540	78192	
400 U STATES	20541	20982	73556	77657	
	37929	50370	118096	155849	
COTTON YARNS SINGLES 20 TO 40		LB			3023
100 U KINGDOM	62921	69512	196075	212141	
400 U STATES			27137	19149	
	62921	69512	223212	231290	
COLOURED COT FAB N O P OVER 80 C		LB			3026
100 U KINGDOM	82394	152605	270110	542035	
215 INDIA	804	1021	10930	10316	
305 AUSTRIA	3632	5066	6206	10138	
306 BELGIUM	40088	44804	197704	198811	
317 CZECHO S	55247	53250	153408	160409	
318 DENMARK	508	1273	3934	5660	
327 FRANCE	2576	7904	16016	48155	

IMPORTS INTO CANADA FOR CONSUMPTION

Articles and Countries from which Imported	MONTH OF APRIL 1957		FOUR MONTHS ENDED APRIL 1957		Class Number
	Quantities	Values (\$)	Quantities	Values (\$)	
335 GERMANY W	73101	130348	263476	524970	
344 ITALY	9244	28859	22178	64535	
347 JAPAN	68150	88659	328053	420065	
354 NETHRLNDS	105775	162027	342791	532401	
365 POLANO			10529	11714	
372 SPAIN	661	883	1216	3017	
375 SWEODN	36	122	867	1909	
376 SWITZRLND	5872	24304	21299	88517	
383 HAWAII			500	945	
400 U STATES	2055323	2969175	8850013	13246521	
	2503411	3670300	10499230	15870118	
COLOREO COT FAB NOP 50 TO 80 C	LB				3027
100 U KINGDOM	4010	2509	13664	9316	
215 INOIA	26320	15192	390917	220683	
306 BELGIUM	23836	18338	140436	107848	
317 CZECHO S	14623	10949	30526	22755	
335 GERMANY W	7966	5831	7966	5831	
344 ITALY			7929	4831	
347 JAPAN	1437	991	40126	28336	
354 NETHRLNDS			5407	3937	
365 POLANO	8604	4769	35767	21519	
400 U STATES	130269	89434	467966	324415	
	217065	148013	1140704	749471	
COLOREO COT FAB NOP UNOER 50 C	LB				3028
100 U KINGDOM	1042	423	6567	3088	
215 INOIA	12801	5599	217873	100216	
344 ITALY			384	154	
365 POLANO	1764	753	19564	8345	
400 U STATES	6811	2877	32427	13310	
	22418	9652	276815	125113	
COTTON DENIMS	LB				3029
100 U KINGDOM			838	976	
215 INOIA	1218	609	34321	18882	
400 U STATES	296617	202070	1140836	805652	
	297835	202679	1175995	825510	
HANDKERCHIEF COTTON BLEACHEO	LB				3030
100 U KINGDOM	2801	4434	7039	10778	
347 JAPAN			12431	12460	
400 U STATES	74	162	74	162	
	2875	4596	19544	23400	
COTTON FABRIC NOT BLEACHED NOP	LB				3031
100 U KINGDOM	12944	12498	38403	47630	
215 INOIA	54272	23234	781211	337039	
216 PAKISTAN	11331	5193	21921	10565	
224 JAMAICA	24378	15671	170842	111727	
231 HONG KONG			2687	1615	
305 AUSTRIA	5880	4716	13474	10901	
306 BELGIUM	16830	10637	28271	18162	
317 CZECHO S	7732	6245	18724	15167	
347 JAPAN	110906	78501	428343	316469	
354 NETHRLNDS	8605	5102	14836	8867	
365 POLANO	2202	1694	7746	4450	
376 SWITZRLND			76	249	
400 U STATES	562425	412546	3951366	2898783	
	817505	576037	5477900	3781624	
CANTON FLANNELS NOT COLOUREO	LB				3032
100 U KINGDOM	7857	13018	61529	123316	
215 INOIA	954	744	5300	3743	
306 BELGIUM	1507	1242	8011	4502	
317 CZECHO S			4440	3563	
347 JAPAN	29298	30792	226415	225285	
354 NETHRLNDS	8219	7175	9067	7814	
365 POLANO	43067	26080	169550	105488	
376 SWITZRLND	84	365	330	1233	
400 U STATES	74575	79770	370595	441785	
	165561	159186	855237	916729	
TOWELLING IN THE WEB	LB				3033
100 U KINGDOM			235	246	
215 INOIA	4270	2549	8378	5057	
231 HONG KONG			2500	1625	
400 U STATES	3656	3349	12824	11868	
	7926	5898	23937	18796	
VOILES SCRIMS NOT COLOURED	LB				3034
100 U KINGDOM	216	578	2205	5544	
215 INOIA	664	555	5871	3732	
231 HONG KONG			4543	3148	
347 JAPAN	7158	7140	21640	20292	
354 NETHRLNDS	3146	2213	11242	7861	
376 SWITZRLND	880	3699	3241	14468	
400 U STATES	21550	25265	109285	127786	
	33614	39450	158027	182831	
COTTON FABRICS BLEACHED N O P	LB				3035
100 U KINGDOM	14592	18280	27250	39845	
215 INDIA	415	284	2668	1442	
306 BELGIUM	2532	2258	3504	3178	
317 CZECHO S	170	326	170	326	
335 GERMANY W	259	323	988	1300	
347 JAPAN	791	637	791	637	
354 NETHRLNDS	3044	2301	8998	8904	
365 POLANO	417	355	7438	4615	
376 SWITZRLND			701	2511	
400 U STATES	34412	43350	184035	236647	
	56632	68114	236543	299405	
COTTON CHEESECLOTH AND GAUZE	LB				3036
100 U KINGDOM	4963	5954	31235	38478	
335 GERMANY W	90	158	90	158	

IMPORTS INTO CANADA FOR CONSUMPTION

Articles and Countries from which Imported	MONTH OF APRIL 1957		FOUR MONTHS ENDED APRIL 1957		Class Number
	Quantities	Values (\$)	Quantities	Values (\$)	
347 JAPAN	452	335	7232	5842	
400 U STATES	325670	280981	1275893	1123539	
	331175	287428	1314450	1168017	
POPLIN BLEACHED NOT COLOURED	LB				3037
100 U KINGDOM	5955	11176	11598	25207	
347 JAPAN	9301	9218	117408	115970	
354 NETHRLNDS			6803	11774	
376 SWITZRLND	15	60	209	842	
400 U STATES	524	753	43278	49389	
	15795	21207	179296	203182	
COTTON FABRICS COUNT 100	LB				3039
100 U KINGDOM	58802	192152	232588	763511	
400 U STATES	146	291	491	1251	
	58948	192443	233079	764762	
COTTON FABRICS CUT PILE N O P	LB				3040
100 U KINGDOM	281	688	363	969	
335 GERMANY W	6691	15033	14776	32551	
400 U STATES	3914	6778	15222	27389	
	10886	22499	30361	60909	
COTTON FABRIC FOR TYPE RIBBON	LB				3041
100 U KINGDOM	7839	32847	43684	174476	
354 NETHRLNDS			580	1618	
400 U STATES	524	6101	1887	20299	
	8363	38948	46151	196393	
COTTON FABRIC BILLIARD CLOTH	LB				3042
100 U KINGDOM			249	974	
400 U STATES			458	818	
			707	1792	
SAILCLOTH EGYPTIAN COTTON	LB				3043
100 U KINGDOM	795	1867	2904	7463	
	795	1867	2904	7463	
FILTER CLOTH FOR MINING	LB				3044
400 U STATES	1140	1525	1186	1595	
	1140	1525	1186	1595	
COTTON FABRIC KNITTED	LB				3045
100 U KINGDOM	49576	51199	108935	118273	
335 GERMANY W			28	114	
400 U STATES	86190	127940	293092	451125	
	135766	179139	402055	569512	
COTTON SHADOW CRETONNES	LB				3046
100 U KINGDOM			77	203	
			77	203	
COTTON GABARDINES	LB				3047
100 U KINGDOM	6896	25137	18462	52302	
400 U STATES	1020	1200	1822	2148	
	7916	26337	20284	54450	
COTTON FABRICS 80 TO 99 COUNT	LB				3048
100 U KINGDOM	2125	7436	12811	42020	
	2125	7436	12811	42020	
COTTON FABRICS CUT WEFT PILE	LB				3049
100 U KINGDOM	3781	10525	10204	28706	
306 BELGIUM	128	393	128	393	
317 CZECHO S	2635	2756	2635	2756	
327 FRANCE	74	467	74	467	
335 GERMANY W			184	504	
344 ITALY	632	1548	1064	2968	
347 JAPAN	6983	10600	103646	140358	
354 NETHRLNDS			106	161	
400 U STATES	57363	86058	158082	243906	
	71596	112347	276123	420219	
COTTON FABRICS FOR BOOK COVERS	LB				3050
100 U KINGDOM	16753	16104	43591	42009	
400 U STATES	6475	6269	31939	35093	
	23228	22373	75530	77102	
LACE NOT COLOURED FOR CLOTHING	LB				3051
100 U KINGDOM	932	3467	5357	12137	
305 AUSTRIA	14481	53155	66279	222785	
306 BELGIUM			19	198	
327 FRANCE	2077	9657	7330	30544	
335 GERMANY W	121	308	511	1486	
344 ITALY	4	127	19	581	
347 JAPAN	360	318	7157	6689	
376 SWITZRLND	4510	15388	16140	55538	
400 U STATES	9050	51700	29813	171511	
	31535	134180	132625	501469	
LACE COLOURED FOR CLOTHING	LB				3052
100 U KINGDOM	26	126	149	971	
305 AUSTRIA			87	690	
317 CZECHO S			448	736	
327 FRANCE	175	1032	370	2125	
335 GERMANY W	12	79	273	646	
344 ITALY	8	190	8	190	
376 SWITZRLND	247	1384	470	4151	
400 U STATES	1952	12200	7396	41924	
	2420	15011	9201	51433	
EMBROIDERIES COTTON N O P	LB				30
100 U KINGDOM			2365	4053	
215 INDIA			120	261	
231 HONG KONG	35	84	35	84	
305 AUSTRIA	517	1849	735	3345	
306 BELGIUM			83	364	
327 FRANCE	230	764	336	1664	
354 NETHRLNDS	128	531	293	1238	
376 SWITZRLND	745	4502	4648	32099	
400 U STATES	223	1391	1683	9868	
	1878	9121	10298	52976	

IMPORTS INTO CANADA FOR CONSUMPTION

Articles and Countries from which Imported	MONTH OF APRIL 1957		FOUR MONTHS ENDED APRIL 1957		Class Number
	Quantities	Values (\$)	Quantities	Values (\$)	
LACE BOBBINET NETS COTTON NOP	LB				3054
100 U KINGDOM	2702	5076	6959	14047	
215 INDIA	111	587	329	1805	
231 HONG KONG	24	298	529	1522	
305 AUSTRIA	19	195	373	2573	
306 BELGIUM	14	308	39	605	
327 FRANCE	103	293	210	1431	
335 GERMANY W	6	116	654	1234	
344 ITALY			187	2586	
347 JAPAN			434	431	
354 NETHRLNDS			31	143	
376 SWITZRLNO	30	563	82	1704	
400 U STATES	1615	5798	4976	15727	
	4624	13234	14803	43808	
WHITE COTTON BOBBINET PLAIN	YD				3055
100 U KINGDOM	5233	1461	20398	5443	
	5233	1461	20398	5443	
STOCKINGS COTTON WOMENS CHILDS	DZ PR				3062
100 U KINGDOM	6426	18549	30645	89277	
327 FRANCE			6	88	
372 SPAIN	60	267	3015	11269	
400 U STATES	8805	23672	26002	73639	
	15291	42488	59668	174273	
STOCKINGS COTTON MENS BOYS	DZ PR				3063
100 U KINGDOM	288	931	6121	13787	
344 ITALY			11	203	
347 JAPAN			1200	644	
400 U STATES	5690	18161	30842	99452	
	5978	19092	38174	114086	
GLOVES COTTON	DZ PR				3064
100 U KINGDOM	892	7850	6891	59441	
231 HONG KONG	3253	11017	9823	35960	
232 MALTA	16	231	251	1788	
305 AUSTRIA			38	362	
317 CZECHOS	900	3910	15686	59494	
327 FRANCE	428	4853	1181	18629	
335 GERMANY W	933	6229	7757	50024	
344 ITALY	1118	3954	3142	16230	
347 JAPAN	4016	10395	15110	53791	
400 U STATES	2881	11399	8916	43051	
	14437	59833	68795	338770	
SHIRTS COTTON NOT KNITTED	LB				3066
100 U KINGDOM	1376	7078	4708	19168	
231 HONG KONG	1442	1223	3930	3263	
305 AUSTRIA	273	598	273	598	
327 FRANCE	55	266	70	328	
344 ITALY	534	2772	1130	4940	
347 JAPAN	42456	50248	241010	281348	
354 NETHRLNDS	352	386	352	386	
365 POLAND	276	376	2261	4646	
376 SWITZRLND	1262	7414	2568	14338	
383 HAWAII	262	1554	262	1554	
400 U STATES	31814	79169	86500	213492	
	80102	151084	343064	544061	
UNDERWEAR COTTON KNITTED	LB				3067
100 U KINGDOM	10322	21438	27386	59422	
215 INDIA	2492	2085	9909	8332	
231 HONG KONG	2400	1935	2400	1935	
306 BELGIUM			339	588	
335 GERMANY W			200	260	
347 JAPAN			2185	3005	
354 NETHRLNDS	2992	5999	5182	9690	
376 SWITZRLND			16	138	
389 IRELAND			103	196	
400 U STATES	4317	11620	16335	40055	
	22523	43077	64055	123621	
COTTON CLOTHING N O P WOVEN	LB				3068
100 U KINGDOM	8544	27051	16471	64094	
231 HONG KONG	4897	6527	15558	17227	
305 AUSTRIA	59	512	309	3580	
306 BELGIUM	216	743	642	1880	
327 FRANCE	422	4187	1102	9794	
335 GERMANY W	300	3134	1454	10944	
337 GUATEMALA	40	185	128	680	
344 ITALY	4311	12707	5547	22229	
347 JAPAN	178284	251698	665107	871460	
352 MEXICO	163	635	348	1424	
354 NETHRLNDS	836	2428	1970	5317	
360 ISRAEL	186	1230	3599	14678	
367 AZORES	98	719	304	2408	
375 SWEDEN	64	236	215	976	
376 SWITZRLNO	1183	6204	3587	23315	
383 HAWAII	728	5317	891	6627	
400 U STATES	102696	267097	287518	780223	
	303027	590620	1004750	1836856	
DRESSES WVM COTT WOMENS CHLDNS	NO				3069
100 U KINGDOM	442	5331	1322	13232	
231 HONG KONG	14419	8299	14429	8399	
305 AUSTRIA	4	57	87	908	
306 BELGIUM			62	128	
327 FRANCE	77	1483	990	8081	
335 GERMANY W	5	63	5	63	
344 ITALY	187	1314	255	1974	
347 JAPAN	600	734	12380	12853	
354 NETHRLNDS			4	80	
367 AZORES	495	481	744	700	

IMPORTS INTO CANADA FOR CONSUMPTION

Articles and Countries from which Imported	MONTH OF APRIL 1957		FOUR MONTHS ENDED APRIL 1957		Class Number
	Quantities	Values (\$)	Quantities	Values (\$)	
372 SPAIN	22	80	22	80	
376 SWITZRLND	236	1467	554	6750	
383 HAWAII	2164	13341	2450	15066	
400 U STATES	46654	176811	145580	502800	
	65305	209461	178884	571114	
SMOCKS OVRALLS WVN COTTON MENS	LB				3070
347 JAPAN	3570	5134	62185	73926	
354 NETHRLNDS	738	1038	944	1540	
400 U STATES	21671	38322	105731	179051	
	25979	44494	168860	254517	
RAINCOATS WATERPROOFED COTTON	NO				3071
100 U KINGDOM	1725	16183	10513	95971	
231 HONG KONG			960	1389	
306 BELGIUM	165	1313	201	1721	
318 DENMARK	19	371	28	534	
335 GERMANY W	1755	21805	4894	52520	
344 ITALY	4	61	88	2791	
360 ISRAEL	873	5757	1752	12099	
375 SWEDEN			30	444	
376 SWITZRLNO	22	265	27	315	
400 U STATES	430	2074	6233	25311	
	4993	47829	24726	193095	
CLTHG NOP COTT KNIT INFTS CHLD	LB				3072
100 U KINGDOM	5152	12293	17141	40296	
231 HONG KONG	472	947	4847	5660	
306 BELGIUM	280	1200	629	2209	
327 FRANCE	40	461	40	461	
335 GERMANY W	392	1558	878	3332	
347 JAPAN	20915	28183	90874	118813	
354 NETHRLNDS			375	1411	
400 U STATES	3973	8764	21647	59928	
	31224	53406	136431	232110	
CLTHG NOP COTT KNIT WOMNS GRLS	LB				3073
100 U KINGDOM	3505	10088	8071	26051	
305 AUSTRIA	7	68	79	956	
318 DENMARK	134	366	134	366	
327 FRANCE			5	103	
335 GERMANY W			125	128	
344 ITALY	180	1560	244	1988	
347 JAPAN	5223	6734	37401	43225	
354 NETHRLNDS			112	350	
376 SWITZRLND	227	3012	284	3553	
389 IRELAND			32	68	
400 U STATES	5547	17266	12604	43323	
	14823	39094	59091	120111	
CLTHG NOP COTT KNIT MENS BOYS	LB				3074
100 U KINGDOM	11989	31651	31292	74816	
215 INDIA			5049	4165	
231 HONG KONG	5552	4277	12622	9518	
318 DENMARK	19	176	19	176	
327 FRANCE	1762	4679	1762	4679	
335 GERMANY W	28	70	1703	3652	
344 ITALY	202	1082	404	2880	
347 JAPAN	53698	63368	274075	281504	
354 NETHRLNDS			643	1363	
359 NORWAY			130	391	
376 SWITZRLND	266	1573	374	2048	
400 U STATES	19744	41721	40637	94830	
	93260	148597	368710	480022	
BAGS COTTON	LB				3082
231 HONG KONG	1896	1215	1896	1215	
400 U STATES	20628	8800	36332	23259	
	22524	10015	38228	24474	
BELTING OF COTTON	LB				3083
100 U KINGDOM	1124	1385	11546	13093	
400 U STATES	12032	30199	53161	112349	
	13156	31584	64707	125442	
BLANKETS OF COTTON	LB				3084
100 U KINGDOM	5364	4310	9701	8132	
306 BELGIUM	85617	65237	193623	146170	
335 GERMANY W	32642	22497	52698	35448	
344 ITALY			8005	3890	
347 JAPAN	78225	12836	162100	35978	
354 NETHRLNDS	9174	5620	19723	11010	
400 U STATES	6247	7386	44363	51373	
	217269	117886	490213	292001	
TAPE AND WEBBING HOOK AND EYE	LB				3085
100 U KINGDOM	1000	1300	1157	1717	
400 U STATES			164	422	
	1000	1300	1321	2139	
BRAIDED WICK FDR CANDLES					3086
100 U KINGDOM				732	
372 SPAIN				936	
400 U STATES		1803		11300	
		1803		12968	
CURTAINS COTTON M O P	LB				3087
100 U KINGDOM	187	545	739	2026	
305 AUSTRIA	12	83	12	83	
344 ITALY			176	293	
354 NETHRLNDS			80	112	
376 SWITZRLND			299	1570	
400 U STATES	8088	14277	38552	69466	
	8287	14905	39858	73530	
TABLE AND TRAY CLOTHS COTTON	LB				3088
100 U KINGDOM	8724	17301	26278	55959	
216 PAKISTAN			25	473	

IMPORTS INTO CANADA FOR CONSUMPTION

Articles and Countries from which Imported	MONTH OF APRIL 1957		FOUR MONTHS ENDED APRIL 1957		Class Number
	Quantities	Values (\$)	Quantities	Values (\$)	
231 HONG KONG	3567	8685	9357	20891	
306 BELGIUM			917	1499	
313 CHINA	4478	8913	31991	56748	
327 FRANCE	76	272	440	1774	
335 GERMANY W	565	2785	2161	7156	
347 JAPAN	20718	18771	60549	51670	
354 NETHRLNDS	4098	9923	18000	44726	
367 AZORES			27	262	
373 CANARY IS			144	431	
376 SWITZRLND	174	1261	257	2527	
388 YUGO SLAV			21	116	
400 U STATES	4382	6574	26747	44790	
	46782	74485	176914	289022	
DUCK SEAMLESS COTTON FOR HOSE	LB				3089
FRINGES AND TASSELS COTTON	LB				3090
400 U STATES	190	383	359	903	
	190	383	359	903	
HANKERCHIEFS COTTON	LB				3091
100 U KINGDOM	17212	46616	57543	148986	
231 HONG KONG	66	744	106	1075	
305 AUSTRIA	159	659	159	659	
306 BELGIUM			50	213	
317 CZECHO S	1021	2003	2293	4918	
327 FRANCE	11	270	30	562	
335 GERMANY W			183	972	
344 ITALY			528	1002	
347 JAPAN	19662	20490	78436	79526	
354 NETHRLNDS	802	2360	849	2623	
367 AZORES			9	492	
376 SWITZRLND	2378	16569	6804	57682	
400 U STATES	2218	7655	11850	33760	
	43529	97366	158840	332470	
LADDER TAPES FOR BLINDS	LB				3092
100 U KINGDOM			1493	2400	
400 U STATES	947	1170	6428	5505	
	947	1170	7921	7905	
MANTLE STOCKING FOR GAS LIGHT					3093
QUILTS COUNTERPANES COTTON	LB				3094
100 U KINGDOM	1939	2434	6604	9019	
215 INDIA	268	290	393	401	
344 ITALY			1288	1080	
347 JAPAN	7550	5274	16372	10669	
354 NETHRLNDS	1100	2606	6927	7990	
372 SPAIN			7934	5160	
400 U STATES	78378	105388	328756	419560	
	89235	115992	368274	453879	
SHEETS COTTON	LB				3095
100 U KINGDOM	1007	1461	3574	5172	
215 INDIA			50	60	
306 BELGIUM	632	516	8843	7704	
347 JAPAN	790	783	4480	3949	
354 NETHRLNDS	665	473	760	615	
367 AZORES	682	1838	927	2248	
400 U STATES	55954	63237	281571	323838	
	59730	68308	300205	343586	
TOWELS COTTON	LB				3096
100 U KINGDOM	2689	2385	9389	9932	
215 INDIA	1608	976	5628	3666	
231 HONG KONG	30249	19661	49781	31964	
306 BELGIUM	214	293	507	541	
317 CZECHO S	10256	8538	40847	32733	
347 JAPAN	15752	9422	43564	30815	
354 NETHRLNDS	1218	1855	1769	2763	
372 SPAIN			220	331	
376 SWITZRLND			121	350	
400 U STATES	333029	353591	1441095	1476835	
	395015	396721	1592921	1589930	
COTTON MANUFACTURES N O P	LB				3097
100 U KINGDOM	6064	12880	43165	68198	
215 INDIA	1666	1012	2116	1281	
216 PAKISTAN			88	912	
231 HONG KONG	216	329	571	911	
234 AUSTRALIA	25	77	25	77	
305 AUSTRIA	17	56	904	1598	
306 BELGIUM	6968	7120	8448	8650	
313 CHINA			100	547	
317 CZECHO S			75	164	
318 DENMARK			225	1078	
327 FRANCE	116	579	397	1349	
335 GERMANY W	1179	1095	4301	4854	
344 ITALY	22065	6948	57021	15416	
347 JAPAN	2771	3328	18930	16261	
354 NETHRLNDS	1395	1436	7622	6983	
376 SWITZRLND	49	865	865	3125	
400 U STATES	131260	171279	427187	569820	
	173791	207004	572040	701224	
WASH CLOTHS BATH MATS COTTON	LB				3098
100 U KINGDOM			408	607	
231 HONG KONG	203	122	2011	1545	
306 BELGIUM	1675	893	4161	2403	
317 CZECHO S	1148	797	1148	797	
347 JAPAN			4130	3345	
354 NETHRLNDS			96	132	
400 U STATES	67114	95205	210366	300794	
	70140	97017	222320	309623	

IMPORTS INTO CANADA FOR CONSUMPTION

Articles and Countries from which Imported	MONTH OF APRIL 1957		FOUR MONTHS ENDED APRIL 1957		Class Number
	Quantities	Values (\$)	Quantities	Values (\$)	
PILLOW CASES COTTON	LB				3100
100 U KINGDOM	4923	7709	14398	24217	
231 HONG KONG	13957	19101	31778	41514	
313 CHINA	2099	2674	13287	19686	
347 JAPAN	45616	38253	305627	239548	
354 NETHRLNDS	97	98	372	372	
367 AZORES	811	1994	1194	3573	
376 SWITZRLNO			21	430	
400 U STATES	7632	9659	43372	55414	
	75135	79488	410049	384754	
FLAX FIBRE AND TOW	CWT				3111
400 U STATES	73	3858	625	19887	
	73	3858	625	19887	
HEMP ORESSEDO OR UNDRSESSEO	CWT				3112
400 U STATES			1231	29983	
			1231	29983	
JUTE AND JUTE BUTTS	CWT				3113
100 U KINGDOM			205	2642	
216 PAKISTAN	2401	18520	4529	35081	
400 U STATES			386	6904	
	2401	18520	5120	44627	
OAKUM OF FLAX HEMP OR JUTE	CWT				3114
100 U KINGDOM	15	252	84	1213	
354 NETHRLNDS	1675	14837	1739	15623	
359 NORWAY			25	543	
400 U STATES	2552	47355	4935	95725	
	4242	62444	6783	113104	
BATTS WAOOING VEGETABLE FIBRES	LB				3115
400 U STATES			500	173	
			500	173	
YARNS JUTE SINGLES N O P	LB				3121
100 U KINGDOM	17597	2328	149619	23964	
215 INOIA	19252	3477	19252	3477	
	36849	5805	168871	27441	
YARNS VEGETABLE FIBRE SINGLES	LB				3122
100 U KINGDOM	220	207	424	385	
335 GERMANY W	1246	248	1246	248	
	1466	455	1670	633	
YARNS COROS TWINE OF JUTE NOP	LB				3123
100 U KINGDOM	12493	3224	50125	12546	
306 BELGIUM			6266	1306	
400 U STATES	1068	823	2508	1639	
	13561	4047	58899	15491	
YARNS CORDS TWINE VEG FIB NOP	LB				3124
100 U KINGDOM	74527	21830	192506	61264	
231 HONG KONG			2000	550	
306 BELGIUM	17000	2890	32000	5365	
318 DENMARK			2931	1438	
335 GERMANY W	9627	2596	13388	3363	
344 ITALY	955	454	955	454	
352 MEXICO	6500	759	145618	17075	
354 NETHRLNDS			11364	1558	
366 PORTUGAL			4213	653	
389 IRELAND			424	87	
400 U STATES	5825	5663	22094	22527	
	114434	34192	427493	114334	
LINEN THREAD FOR SEWING	LB				3125
100 U KINGDOM	32385	62116	114000	224826	
376 SWITZRLNO			168	343	
400 U STATES	448	1024	1654	3134	
	32833	63140	115822	228303	
YARNS VEG FIBRE FOR WEAVING	LB				3126
100 U KINGDOM	141098	39572	432159	147981	
215 INOIA	99984	18832	185018	33695	
306 BELGIUM	4453	1026	4453	1026	
389 IRELAND	42030	8053	208888	36966	
400 U STATES	27280	10437	71532	26674	
	314845	77920	902050	246342	
CANVAS TWINE OF FLAX FOR SAILS					3131
100 U KINGDOM		1529		2816	
400 U STATES				55	
		1529		2871	
FABRICS CHIEFLY FLAX OR HEMP	LB				3132
100 U KINGDOM	81709	90889	217191	294008	
306 BELGIUM	577	593	577	593	
317 CZECHO S	2138	1717	2138	1717	
318 DENMARK			213	334	
344 ITALY	1769	6976	4819	11379	
365 POLANO			1508	700	
375 SWEDEN	778	1636	1078	2114	
376 SWITZRLND	23	77	323	1108	
400 U STATES	1369	3886	6787	18394	
	88363	105774	234634	330347	
FABRICS JUTE UNBLEACHEO N O P	YD				3134
100 U KINGDOM	34082	9615	110459	19813	
215 INOIA	11286400	934348	33676900	2723941	
306 BELGIUM	49742	25386	202075	67025	
327 FRANCE	39627	6065	131041	21349	
335 GERMANY W			18745	3455	
347 JAPAN	100000	6675	100000	6675	
400 U STATES	89841	15110	916486	162394	
	11599692	997199	35155706	3004652	
FABRICS OF JUTE N O P	YD				3135
100 U KINGDOM	221	129	15005	7468	
400 U STATES	5716	1449	14108	4089	
	5937	1578	29113	11557	

IMPORTS INTO CANADA FOR CONSUMPTION

Articles and Countries from which Imported	MONTH OF APRIL 1957		FOUR MONTHS ENDED APRIL 1957		Class Number
	Quantities	Values (\$)	Quantities	Values (\$)	
FABRIC JUTE 12INS WIDE OR LESS	LB				3136
100 U KINGDOM			418	156	
215 INDIA	52783	10142	107500	19281	
400 U STATES	1468	815	1709	903	
	54251	10957	109627	20340	
FAB VEG FIB 12INS WIDE OR LESS	LB				3137
100 U KINGDOM	32280	45353	106172	150837	
327 FRANCE	36	233	46	287	
335 GERMANY W	224	761	586	1543	
344 ITALY			40	113	
347 JAPAN	1685	955	16171	9451	
354 NETHRLNOS	1285	1522	1285	1522	
400 U STATES	45070	60513	132142	180996	
	80580	109337	256442	344749	
FABRICS VEGETABLE FIBRE N O P	YD				3138
100 U KINGDOM	11400	4728	23214	12843	
306 BELGIUM	380	180	5050	1004	
317 CZECHO S	509	226	509	226	
335 GERMANY W			186	455	
354 NETHRLNDS			2122	685	
400 U STATES	777	955	11625	12687	
	13066	6089	42706	27900	
TOWELLING TABLE CLOTHS IN WEB	LB				3139
100 U KINGDOM	13909	17025	42695	52717	
306 BELGIUM			340	375	
313 CHINA	650	2296	650	2296	
317 CZECHO S	15142	11338	38740	28355	
335 GERMANY W			56	117	
344 ITALY			34	467	
365 POLAND	6436	4438	37484	24919	
376 SWITZRLND			420	639	
389 IRELAND			795	882	
400 U STATES	1184	1621	3562	5336	
	37321	36718	124776	116103	
WOVEN DRESS LINENS	LB				3140
100 U KINGDOM	2260	3054	3942	5853	
	2260	3054	3942	5853	
CLDTHING VEGETABLE FIBRES NOP	LB				3162
100 U KINGDOM	1371	9683	6327	33897	
231 HONG KONG	1060	1382	1600	1723	
306 BELGIUM			14	62	
327 FRANCE	38	513	234	2545	
335 GERMANY W			1079	2530	
344 ITALY	8	223	22	571	
347 JAPAN	2098	1699	5298	5382	
360 ISRAEL			100	308	
376 SWITZRLND	5	173	39	682	
383 HAWAII			45	76	
400 U STATES	7705	20014	21820	74542	
	12285	33687	36578	122318	
BAGS OF HEMP LINEN JUTE SISAL	LB				3171
215 INDIA	22578	2205	22578	2205	
400 U STATES	21270	4000	27741	6350	
	43848	6205	50319	8555	
CARPETING RUGS HEMP JUTE SISAL					3172
100 U KINGDOM		24962		100399	
215 INDIA		2196		2196	
231 HONG KONG				573	
305 AUSTRIA		2753		4365	
306 BELGIUM		22500		62584	
317 CZECHO S		1167		4483	
327 FRANCE		8065		32510	
335 GERMANY W		2284		4456	
344 ITALY				2507	
347 JAPAN		536		923	
354 NETHRLNOS		28996		62005	
383 HAWAII				62	
389 IRELAND		8009		8009	
400 U STATES		3111		22486	
		104579		307558	
QUILTS BATH MATS VEG FIBRE NOP	LB				3173
100 U KINGDOM			692	1121	
344 ITALY	8237	6631	29913	24730	
347 JAPAN	13569	6975	58408	34574	
354 NETHRLNOS			611	1292	
400 U STATES	2564	3909	21270	32332	
	24370	17515	110894	94049	
FIRE HOSE LINEN					3174
100 U KINGDOM		47866		86566	
400 U STATES				50	
		47866		86616	
HANDKERCHIEFS FLAX OR HEMP	LB				3175
100 U KINGDOM	10346	40437	29123	118952	
231 HONG KONG	1484	14660	2581	27318	
305 AUSTRIA	7	255	7	255	
313 CHINA			4	54	
327 FRANCE	88	134	89	242	
367 AZORES	14	149	29	509	
376 SWITZRLND	166	2541	614	6458	
400 U STATES	8	86	83	425	
	12113	58262	32530	154213	
SAILS FOR BOATS AND SHIPS					3176
100 U KINGDOM		2407		6510	
400 U STATES		903		2293	
		3310		8803	

IMPORTS INTO CANADA FOR CONSUMPTION

Articles and Countries from which Imported	MONTH OF APRIL 1957		FOUR MONTHS ENDED APRIL 1957		Class Number
	Quantities	Values (\$)	Quantities	Values (\$)	
TOWELS GLASS CLOTHS CRASH HUCK	LB				3177
100 U KINGDOM	16254	21217	62882	81755	
317 CZECHO S	16410	11972	72067	55806	
367 AZORES	53	451	83	572	
389 IRELAND			334	373	
400 U STATES	146	192	1132	2146	
	32863	33832	136498	140652	
SHEETS TABLECLOTHS TOWELS FLAX	LB				3178
100 U KINGDOM	36244	89999	120183	291139	
220 BERMUDA			13	158	
231 HONG KONG	771	4199	2212	10216	
306 BELGIUM	3093	2711	4069	4315	
313 CHINA	683	1767	5294	13029	
317 CZECHO S	12151	9397	24566	21957	
327 FRANCE	37	132	50	281	
335 GERMANY W	1175	1010	1255	1190	
344 ITALY	294	866	304	939	
347 JAPAN	1318	2081	8530	6662	
367 AZORES	372	3555	1481	11707	
373 CANARY IS	415	1878	1300	5765	
375 SWEDEN			67	91	
376 SWITZRLND			103	389	
383 HAWAII			27	154	
389 IRELAND			74	235	
400 U STATES	2116	3796	8170	15091	
	58669	121391	177698	383318	
JUTE MANUFACTURES N O P	LB				3179
100 U KINGDOM	8619	4186	10544	5133	
400 U STATES	2806	1369	10327	4981	
	11425	5555	20871	10114	
VEGETABLE FIBRE MFRS N O P	LB				3180
100 U KINGDOM	58498	86219	169430	242036	
215 INDIA	201	225	1191	836	
216 PAKISTAN	27	91	370	694	
231 HONG KONG	54	498	1436	3030	
305 AUSTRIA	32	66	32	66	
306 BELGIUM	894	1636	10649	13932	
317 CZECHO S			1227	945	
327 FRANCE	1602	2190	5927	7265	
335 GERMANY W	5240	5849	7817	8935	
344 ITALY	92	711	4535	6081	
347 JAPAN	50249	40198	278446	212820	
354 NETHRLNDS	1848	1452	5874	7181	
367 AZORES	40	430	190	1378	
373 CANARY IS	25	136	86	396	
375 SWEDEN	524	588	813	756	
376 SWITZRLND	44	165	255	808	
390 GERMANY E	111	693	166	891	
400 U STATES	217317	216968	871567	866685	
	336798	358115	1360011	1374735	
RAW SILK AND COCOONS	LB				3201
400 U STATES	1332	6006	10038	45807	
	1332	6006	10038	45807	
GARNETTED SILK WASTES	LB				3202
400 U STATES	3702	6663	20618	40855	
	3702	6663	20618	40855	
YARNS THROWN SILK IN THE GUM	LB				3211
YARNS SINGLES SPUN SILK N O P	LB				3212
100 U KINGDOM			1403	889	
344 ITALY			2597	5384	
400 U STATES	601	2887	3734	15937	
	601	2887	7734	22210	
THREADS CORDS TWIST SILK N O P	LB				3213
100 U KINGDOM	5	85	91	1125	
335 GERMANY W			27	293	
400 U STATES	299	2185	787	6452	
	304	2270	905	7870	
YARN SILK FOR KNITTING WEAVING	LB				3214
100 U KINGDOM			909	3278	
400 U STATES			117	730	
			1026	4008	
YARNS SILK METALLIC COVERED	LB				3215
YARNS SILK N O P	LB				3216
100 U KINGDOM			28	472	
344 ITALY			124	1006	
400 U STATES	215	2117	601	4769	
	215	2117	753	6247	
BOLTING CLOTH NOT MADE UP	YD				3221
100 U KINGDOM			45	158	
347 JAPAN	4995	7012	6095	8434	
376 SWITZRLND	636	1870	5894	15671	
400 U STATES	1372	5657	9449	23202	
	7003	14539	21483	47465	
KNITTED FABRICS SILK	LB				3222
FABRICS SILK 2D IN UNFINISHED	YD				3223
400 U STATES			12643	3739	
			12643	3739	
FABRICS SILK N O P	YD				3224
100 U KINGDOM	1400	4349	8486	24133	
215 INDIA	632	1310	2599	5759	
231 HONG KONG			865	793	
306 BELGIUM			485	755	
313 CHINA			1859	1825	

IMPORTS INTO CANADA FOR CONSUMPTION

Articles and Countries from which Imported	MONTH OF APRIL 1957		FOUR MONTHS ENDED APRIL 1957		Class Number
	Quantities	Values (\$)	Quantities	Values (\$)	
327 FRANCE	6903	13200	34344	59737	
335 GERMANY W	99	148	5561	5718	
344 ITALY	6339	18885	40138	118850	
347 JAPAN	37971	32420	239239	168453	
371 THAILAND			63	365	
376 SWITZRLND	4454	8515	29675	59072	
400 U STATES	155050	166811	602289	727438	
	212848	245638	965603	1172898	
FABRICS SILK 26 INCHES OR LESS	YD				3225
100 U KINGDOM	106	308	420	1400	
344 ITALY			337	1137	
400 U STATES			524	213	
	106	308	1281	2750	
RIBBONS SILK UNDER 12 INCHES	LB				3228
100 U KINGDOM			4	62	
327 FRANCE			8	143	
376 SWITZRLND			67	758	
400 U STATES	105	2268	1029	19867	
	105	2268	1108	20830	
FABRICS SILK FOR NECKWEAR	YD				3229
100 U KINGDOM	1538	1592	9518	7676	
305 AUSTRIA	1390	2233	5631	8140	
306 BELGIUM	708	735	3277	3409	
327 FRANCE	1509	1631	17071	18023	
335 GERMANY W	31983	31065	117480	127811	
344 ITALY	6526	8606	31576	43708	
347 JAPAN	2240	1470	9917	9040	
376 SWITZRLND	11133	18143	39247	61744	
400 U STATES	67420	87852	303948	395482	
	124447	153327	537665	675033	
UMBRELLA COVERING FABRICS	YD				3230
305 AUSTRIA	1492	411	3005	823	
327 FRANCE	15771	4457	33790	9972	
335 GERMANY W	8258	1954	11055	2782	
344 ITALY	342	409	529	529	
347 JAPAN			1200	262	
376 SWITZRLND			616	201	
400 U STATES	21907	11053	109490	74339	
	47770	18284	159685	68908	
FABRICS PILE SILK OR SYNTHETIC	YD				3232
100 U KINGDOM			182	1672	
306 BELGIUM	566	2441	1122	3937	
327 FRANCE	337	647	1516	2720	
335 GERMANY W	472	1145	4775	8120	
344 ITALY	91	260	91	260	
347 JAPAN	900	497	900	497	
400 U STATES	23224	49718	72182	140578	
	25590	54708	80768	157784	
SOCKS AND STOCKINGS SILK	DZ PR				3244
100 U KINGDOM	22	562	86	3858	
400 U STATES	484	12165	1369	48398	
	506	12727	1455	52256	
UNDERWEAR SILK KNITTED	LB				3245
100 U KINGDOM	4	130	19	345	
	4	130	19	345	
CLOTHING SILK N O P	OZ				3246
100 U KINGDOM	7644	13635	17897	28935	
231 HONG KONG	1160	390	3260	1584	
305 AUSTRIA	329	485	922	1339	
313 CHINA	1258	303	1258	303	
327 FRANCE	192	329	473	632	
335 GERMANY W	48	54	304	256	
344 ITALY	5617	6895	15375	20810	
347 JAPAN	7680	734	38634	6805	
376 SWITZRLND	3032	3291	11505	14321	
383 HAWAII	32	50	32	50	
400 U STATES	23616	10291	52211	31306	
	50608	36457	141871	106341	
DRESSES SILK WOMENS CHILDRENS	NO				3247
100 U KINGDOM	40	1331	281	16753	
231 HONG KONG	162	1682	241	2832	
305 AUSTRIA			15	186	
327 FRANCE	24	1364	156	23608	
344 ITALY	48	710	128	4555	
376 SWITZRLND	18	926	241	11905	
383 HAWAII	23	398	23	398	
400 U STATES	1773	43734	8292	213038	
	2088	50145	9377	273275	
CLOTHING SILK WOMENS CHILDRENS	OZ				3248
100 U KINGDOM	3224	8094	8852	22241	
215 INDIA	100	80	984	751	
231 HONG KONG	3758	1131	6799	3126	
305 AUSTRIA	400	850	1795	3357	
313 CHINA	152	58	2094	754	
327 FRANCE	4418	5407	23253	25592	
335 GERMANY W			2400	700	
344 ITALY	11269	10961	35495	39427	
347 JAPAN	132136	33598	794154	213746	
367 AZORES			84	110	
376 SWITZRLND	2117	2841	7073	9308	
383 HAWAII	42	62	42	62	
400 U STATES	14903	9817	47827	37989	
	172519	72899	930852	357163	
HANDKERCHIEFS SILK	OZ				3251
100 U KINGDOM	46	155	91	209	
347 JAPAN	6239	1740	59075	12781	

IMPORTS INTO CANADA FOR CONSUMPTION

Articles and Countries from which Imported		MONTH OF APRIL 1957		FOUR MONTHS ENDED APRIL 1957		Class Number
		Quantities	Values (\$)	Quantities	Values (\$)	
376	SWITZRLND	100	167	736	1115	
SILK MANUFACTURES N O P		6385	2062	59902	14105	3252
100	U KINGDOM	290	309	711	1040	
231	HONG KONG			1630	804	
327	FRANCE	350	330	2390	1494	
344	ITALY	342	436	767	919	
347	JAPAN	2410	514	16555	2910	
376	SWITZRLND	112	94	152	160	
400	U STATES	3743	1318	7604	5354	
WOOL IN THE GREASE		7247	3001	29809	12681	3261
100	U KINGDOM	180120	138458	455750	340123	
207	UN SO AFR			108622	39639	
215	INDIA			14658	9901	
234	AUSTRALIA	165330	130716	978317	747954	
236	NEW ZEAL	1073110	752065	2087214	1453602	
304	ARGENTINA	20271	17560	127985	86406	
386	URUGUAY	52989	57920	202237	194306	
389	IRELAND			2927	2191	
400	U STATES	452902	392123	1107423	968518	
WOOL WASHED OR SCOURD		1944722	1488842	5085133	3842640	3262
100	U KINGDOM	218932	187514	526973	441147	
207	UN SO AFR	93353	68602	284670	197456	
234	AUSTRALIA	544523	487901	1303741	1178054	
236	NEW ZEAL	359178	266695	566691	422124	
304	ARGENTINA	78417	56959	225037	175221	
306	BELGIUM	25486	21808	59699	50939	
327	FRANCE	8146	5227	22172	13432	
347	JAPAN	450	360	450	360	
386	URUGUAY			12835	12344	
389	IRELAND	10022	8797	10022	8797	
400	U STATES	234838	202237	552765	491262	
WOOL PULLED OR SLIPED		1573345	1306100	3565055	2991136	3263
100	U KINGDOM	23085	17408	170103	128461	
207	UN SO AFR	5157	4236	5157	4236	
236	NEW ZEAL	65981	50868	79998	60327	
304	ARGENTINA			41299	25575	
400	U STATES			17781	11510	
HAIR OF CAMEL ALPACA GOAT NOP		94223	72512	310338	230109	3264
100	U KINGDOM	2439	3542	2439	3542	
306	BELGIUM			3484	51871	
400	U STATES	6488	3859	22851	53537	
NOILS WOOL		8927	7401	28774	108950	3265
100	U KINGDOM	19359	20870	59355	63892	
306	BELGIUM	5030	5514	5292	5801	
386	URUGUAY	3864	2770	3864	2770	
400	U STATES	1183	1306	6771	3403	
GARNETTED WOOL WASTE		29436	30460	75282	75866	3267
100	U KINGDOM	35058	38716	76703	65678	
306	BELGIUM			7004	8801	
400	U STATES	16906	20713	89014	108265	
WOOL TOPS DRY COMBED		51964	59429	172721	182744	3268
100	U KINGDOM	158856	265522	559507	879517	
207	UN SO AFR			19574	30037	
WOOL TOPS OIL COMBED		158856	265522	579081	909554	3269
100	U KINGDOM	1067297	1506886	3437888	4847781	
207	UN SO AFR	23941	34901	28941	41735	
234	AUSTRALIA	5017	7214	5017	7214	
400	U STATES	413	730	521	883	
HAIR TOPS		1096668	1549731	3472367	4897613	3270
400	U STATES	572	1325	16639	24052	
YARNS OR WARPS HAIR FOR MFRERS		572	1325	16639	24052	3273
100	U KINGDOM	48242	52497	165206	160071	
400	U STATES			4432	1051	
YARN MOHAIR FOR PILE FABRICS		48242	52497	169638	161122	3274
100	U KINGDOM	2764	7293	7122	17247	
YARNS WOOL FOR 6 OZ FABRICS		2764	7293	7122	17247	3275
100	U KINGDOM	8370	18339	117832	263075	
WOOLLEN SPUN YARN		8370	18339	117832	263075	3276
100	U KINGDOM	41360	48612	148827	187451	
306	BELGIUM	1326	5046	1326	5046	
317	CZECHO S			1068	11545	
327	FRANCE	2115	6314	6726	20260	
335	GERMANY W	1141	2208	4764	9570	
344	ITALY			362	989	
354	NETHRLNDS			176	390	
400	U STATES	2846	7114	3127	7879	
WORSTED SPUN YARN		48788	69294	166376	243130	3277
100	U KINGDOM	108098	194837	282672	555891	
306	BELGIUM	4734	13505	17308	41731	
318	DENMARK	182	393	569	1215	
327	FRANCE	5610	18033	47873	129259	

IMPORTS INTO CANADA FOR CONSUMPTION

Articles and Countries from which Imported	MONTH OF APRIL 1957		FOUR MONTHS ENDED APRIL 1957		Class Number
	Quantities	Values (\$)	Quantities	Values (\$)	
335 GERMANY W			3658	9220	
344 ITALY		234	435	1356	
354 NETHRLNDS	1497	3127	3628	7502	
376 SWITZRLND	285	828	396	1145	
400 U STATES	1038	2862	6337	21265	
	122303	233819	362876	768584	
WOOL FAB IN GRAY OVR 4 TO 6 OZ	LB				3281
100 U KINGDOM	2863	7290	6817	15114	
344 ITALY	52	113	3257	4678	
	2915	7403	10074	19792	
WOOL FAB IN GRAY 4 OZ OR LESS	LB				3282
100 U KINGDOM	22269	58775	40680	109908	
	22269	58775	40680	109908	
KNITTED FABRICS WOOL N O P	LB				3283
100 U KINGDOM	1426	4246	4202	14502	
327 FRANCE			547	2232	
400 U STATES	1390	3903	2480	6995	
	2816	8149	7229	23729	
FLANNELS	LB				3284
100 U KINGDOM	128760	335244	353288	941752	
306 BELGIUM	171	721	223	939	
317 CZECHO S			379	1266	
327 FRANCE	984	4981	3510	17793	
335 GERMANY W	900	4382	1171	4828	
344 ITALY	1749	3031	15520	18090	
347 JAPAN			241	432	
354 NETHRLNDS	307	935	307	935	
376 SWITZRLND	1485	6011	2059	11263	
400 U STATES	354	2120	1191	6362	
	134710	357425	377889	1003660	
FELT CLOTH N O P	LB				3285
318 DENMARK			573	1123	
400 U STATES	85	238	265	797	
	85	238	838	1920	
OVERCOATINGS	LB				3286
100 U KINGDOM	202359	390326	705486	1420277	
306 BELGIUM	133	560	133	560	
327 FRANCE	901	3348	2448	11050	
335 GERMANY W			122	554	
344 ITALY	50546	78715	117752	150127	
347 JAPAN			48	283	
354 NETHRLNDS	398	1183	1424	4422	
376 SWITZRLND			100	375	
389 IRELAND	81	162	81	162	
400 U STATES	178	488	3438	6585	
	254596	474782	831032	1594395	
TWEEDS	LB				3287
100 U KINGDOM	187335	435273	741650	1817493	
227 BAHAMAS			88	414	
306 BELGIUM	110	506	2044	4157	
327 FRANCE			712	3453	
335 GERMANY W	203	335	281	569	
344 ITALY	65430	56817	256012	213586	
354 NETHRLNDS	176	534	399	1182	
376 SWITZRLND	25	219	25	219	
389 IRELAND	2281	5814	8862	23274	
400 U STATES	131	844	6777	22319	
	255691	500342	1016850	2086666	
WORSTEDS AND SERGES	LB				3288
100 U KINGDOM	636475	1952955	2162251	7277539	
227 BAHAMAS			41	419	
234 AUSTRALIA	2398	11365	6237	29188	
305 AUSTRIA	232	746	543	1724	
306 BELGIUM	2016	10223	7296	30282	
317 CZECHO S			1271	3460	
327 FRANCE	15993	83386	34394	183474	
335 GERMANY W	4160	16928	7457	30114	
344 ITALY	204792	236212	645938	891993	
347 JAPAN	2899	3091	10228	24803	
354 NETHRLNDS	4248	10256	11652	33582	
360 ISRAEL			148	315	
375 SWEDEN	53	111	650	1912	
376 SWITZRLND	2430	8098	4000	18991	
386 URUGUAY	29	96	538	1875	
389 IRELAND	1559	5027	1824	5857	
400 U STATES	7264	26753	23174	95255	
	884548	2365247	2917642	8630783	
WOVEN FABRICS N O P WOOL	LB				3289
100 U KINGDOM	39450	76467	186160	377761	
227 BAHAMAS	90	582	90	582	
305 AUSTRIA			124	308	
306 BELGIUM	173	2575	1198	8107	
318 DENMARK	236	570	795	2079	
327 FRANCE	197	1158	5129	27050	
335 GERMANY W	1039	2488	2802	9407	
344 ITALY	18748	26184	76097	113973	
347 JAPAN			1527	9379	
354 NETHRLNDS	33	99	1672	3792	
376 SWITZRLND	822	1485	1329	5011	
389 IRELAND	56	109	85	166	
400 U STATES	8011	26441	37284	102686	
	68855	138158	314292	660301	
LUSTRES ITALIAN LININGS	LB				3290
WOOL FAB 12 INS WIDE OR LESS	LB				3291
100 U KINGDOM	95	425	479	1776	

IMPORTS INTO CANADA FOR CONSUMPTION

Articles and Countries from which Imported			MONTH OF APRIL 1957		FOUR MONTHS ENDED APRIL 1957		Class Number
			Quantities	Values (\$)	Quantities	Values (\$)	
327	FRANCE		165	844	1020	4264	
335	GERMANY W		52	399	52	399	
376	SWITZRLND				30	168	
400	U STATES		25	122	103	528	
			337	1790	1684	7135	
WOOL FABRICS CUT	PILE PLUSH	LB					3292
100	U KINGDOM		772	1624	4668	11061	
306	BELGIUM		1061	1767	1102	1885	
335	GERMANY W		2852	3559	2907	3648	
400	U STATES		80	214	1668	5360	
			4765	7164	10345	21954	
BILLIARD CLOTH OF	WOOL FABRIC	LB					3293
100	U KINGDOM		2818	10357	10926	41249	
			2818	10357	10926	41249	
MELTON CLOTH FOR	TENNIS BALLS	LB					3294
100	U KINGDOM				997	2150	
					997	2150	
SLIPPER CLOTH FOR	FOOTWEAR	LB					3295
FILTER PRESS CLOTH OF	WOOL	LB					3296
CARPETS AXMINSTER	IN ROLLS	SQ FT					3301
100	U KINGDOM		132328	64461	422394	218670	
306	BELGIUM		24046	11236	61309	26427	
327	FRANCE		6260	2629	16687	7555	
335	GERMANY W		4552	2039	15719	7198	
400	U STATES				7100	3799	
			167186	80365	523209	263649	
CARPETS AXMINSTER	SQUARES	SQ FT					3302
100	U KINGDOM		100047	56653	256035	133556	
306	BELGIUM				1499	579	
327	FRANCE		3876	2777	3876	2777	
344	ITALY				1996	1470	
375	SWEDEN		12955	6241	12955	6241	
400	U STATES		15488	7169	35128	18961	
			132366	72840	311489	163584	
CARPET BRUSSELS	WILTON IN ROLL	SQ FT					3303
100	U KINGDOM		579966	314409	2222248	1184942	
306	BELGIUM		840584	392111	3493780	1589506	
327	FRANCE		4857	2188	30028	12959	
335	GERMANY W		32952	17405	86727	44990	
344	ITALY		6175	1611	9153	2349	
347	JAPAN		1292	391	1967	554	
354	NETHRLNDS				4727	2073	
375	SWEDEN				191	137	
400	U STATES		55271	29829	136718	70709	
			1521097	757944	5985539	2908219	
CARPET BRUSSELS	WILTON SQUARES	SQ FT					3304
100	U KINGDOM		85554	39308	257528	124498	
306	BELGIUM		15085	5458	54268	20438	
318	DENMARK				88	66	
327	FRANCE		16711	14289	16711	14289	
335	GERMANY W		947	663	5190	3731	
375	SWEDEN				368	385	
400	U STATES		3852	4938	19072	16242	
			122149	64656	353225	179642	
CARPETS INGRAIN	IN ROLLS	SQ FT					3305
100	U KINGDOM				4131	1096	
306	BELGIUM		1946	911	8565	4329	
400	U STATES		3200	2456	4070	3084	
			5146	3367	16766	8509	
CARPETS INGRAIN	SQUARES	SQ FT					3306
100	U KINGDOM				19560	6128	
215	INDIA				16499	3665	
231	HONG KONG		25229	6529	32559	8376	
306	BELGIUM				7603	3954	
313	CHINA				43437	11307	
347	JAPAN		31837	8251	51799	13452	
354	NETHRLNDS				1615	576	
400	U STATES		370	202	1771	1199	
			57436	14982	174843	48657	
CARPETS ORIENTAL		SQ FT					3307
100	U KINGDOM		3675	2343	5552	3494	
215	INDIA		84461	81804	327517	305988	
216	PAKISTAN				200	125	
231	HONG KONG		108	353	427	1287	
313	CHINA				221	657	
335	GERMANY W		324	314	324	314	
342	IRAN		3468	10329	10778	25253	
344	ITALY		102	80	102	80	
352	MEXICO				939	1055	
353	MOROCCO				514	919	
354	NETHRLNDS		432	272	432	272	
372	SPAIN		240	790	240	790	
384	P RICO				6756	13452	
391	LEBANON				622	964	
400	U STATES		510	647	8388	11128	
			93320	96932	363012	365778	
CARPETS TAPESTRY	IN ROLLS	SQ FT					3308
306	BELGIUM				10780	4557	
317	CZECHO S				4842	576	
327	FRANCE		65832	25272	189329	74560	
335	GERMANY W		11542	7377	61599	40051	
344	ITALY				984	303	
375	SWEDEN		1868	900	1868	900	
			78642	33549	269402	120947	

IMPORTS INTO CANADA FOR CONSUMPTION

Articles and Countries from which Imported	MONTH OF APRIL 1957		FOUR MONTHS ENDED APRIL 1957		Class Number
	Quantities	Values (\$)	Quantities	Values (\$)	
CARPETS TAPESTRY SQUARES	SQ FT				3309
MATS HEARTH RUGS AND RUNNERS	SQ FT				3310
100 U KINGDOM	5894	2110	13054	4790	
215 INDIA	720	94	7127	1028	
327 FRANCE	563	486	563	486	
335 GERMANY W	78	91	194	184	
344 ITALY	159	138	504	249	
400 U STATES	3813	1046	7789	2755	
	11227	3965	29231	9492	
GLOVES MITTS AND MITTENS WOOL	DZ PR				3320
100 U KINGDOM	80	562	148	1427	
224 JAMAICA	210	724	210	724	
231 HONG KONG	14740	42328	32759	89891	
344 ITALY	1472	6004	4175	16065	
347 JAPAN	6233	22329	20038	58873	
359 NORWAY			10	64	
400 U STATES	480	2586	648	3932	
	23215	74533	57988	170976	
SHAWLS WOOL KNITTED OR WOVEN	LB				3321
100 U KINGDOM	671	2740	6526	20164	
305 AUSTRIA			5	57	
306 BELGIUM			487	1266	
317 CZECHOS			32	120	
335 GERMANY W			13	64	
400 U STATES	83	274	94	471	
	754	3014	7157	22142	
SOCKS AND STOCKINGS WOOL	OZ PR				3322
100 U KINGDOM	15392	99800	65809	387115	
327 FRANCE			8	63	
344 ITALY	12	79	40	263	
347 JAPAN	4	54	4	54	
354 NETHRLNDS			10	119	
359 NORWAY	11	93	57	567	
400 U STATES	39	182	269	1571	
	15458	100208	66197	389752	
UNDERWEAR WOOL KNITTED	LB				3323
100 U KINGDOM	399	1814	2848	9964	
400 U STATES	204	661	251	813	
	603	2475	3099	10777	
CLTHNG WVN WOOL WOMENS CHLDRNS	LB				3324
100 U KINGDOM	8408	65445	37479	333748	
215 INDIA			22	404	
304 ARGENTINA	10	204	10	204	
305 AUSTRIA			284	3918	
306 BELGIUM	248	1344	965	3899	
317 CZECHOS	953	5349	3083	15894	
318 DENMARK			14	422	
327 FRANCE	118	1427	1227	32446	
335 GERMANY W	404	1861	639	3229	
336 GREECE			37	164	
344 ITALY	469	3492	985	8190	
347 JAPAN	921	2866	2240	8303	
354 NETHRLNDS			1138	9167	
365 POLAND			1242	2459	
375 SWEDEN	26	602	385	8221	
376 SWITZRLND	1744	15911	5394	53259	
389 IRELAND	53	531	157	1608	
400 U STATES	2327	21951	14427	164806	
	15681	120983	69728	650341	
CLOTHING NOP WOVEN WOOL FABRIC	LB				3325
100 U KINGDOM	3013	26868	7232	62587	
231 HONG KONG	30	63	30	63	
234 AUSTRALIA			60	601	
304 ARGENTINA			481	1529	
305 AUSTRIA			12	74	
306 BELGIUM	420	1593	1901	7145	
318 DENMARK	10	55	10	55	
327 FRANCE			903	6672	
335 GERMANY W	985	6577	2795	15643	
344 ITALY	60	430	96	633	
347 JAPAN	53	70	53	70	
375 SWEDEN	7	173	30	458	
376 SWITZRLND			51	400	
400 U STATES	1189	4531	3470	16507	
	5767	40360	17124	112437	
CLTHG WVN WOOL OUTER MENS BOYS	LB				3326
100 U KINGDOM	14810	129442	52559	425948	
306 BELGIUM	19	105	19	105	
335 GERMANY W	3431	10246	4460	18347	
344 ITALY			6	79	
347 JAPAN			1090	536	
354 NETHRLNDS	9	60	9	60	
359 NORWAY	200	360	200	360	
360 ISRAEL			268	853	
375 SWEDEN			11	162	
400 U STATES	1283	9598	9990	33261	
	19752	149811	68612	479711	
CLTHG NOP WOOL KNIT INFTS CHLD	LB				3327
100 U KINGDOM	6949	33205	21322	100305	
305 AUSTRIA	19	301	19	301	
306 BELGIUM	852	4914	1557	9251	
335 GERMANY W			447	2019	
344 ITALY			66	408	
347 JAPAN	994	3201	2419	5700	
354 NETHRLNDS			132	543	

IMPORTS INTO CANADA FOR CONSUMPTION

Articles and Countries from which Imported	MONTH OF APRIL 1957		FOUR MONTHS ENDED APRIL 1957		Class Number
	Quantities	Values (\$)	Quantities	Values (\$)	
376 SWITZRLND			32	252	
400 U STATES		1031	1145	5465	
	9043	42652	27139	124244	
CLTHG NOP WOOL KNIT WOMNS GRLS	LB				3328
100 U KINGDOM	61632	354088	168680	1155372	
231 HONG KONG			85	378	
234 AUSTRALIA			11	54	
305 AUSTRIA	1923	24927	12517	157371	
306 BELGIUM	142	570	266	1141	
318 DENMARK			6	96	
327 FRANCE	32	574	330	4523	
335 GERMANY W	220	1728	718	6125	
344 ITALY	1902	17995	5519	54440	
347 JAPAN	1412	3647	8603	36065	
354 NETHRLNOS			135	461	
359 NORWAY	28	98	394	1170	
375 SWEDEEN	7	111	17	451	
376 SWITZRLND	474	4788	1131	11536	
389 IRELAND			4	50	
400 U STATES	1750	9167	11070	61913	
	69522	417693	209486	1491146	
CLTHG NOP WOOL KNIT MENS BOYS	LB				3329
100 U KINGDOM	7103	54230	23875	153029	
305 AUSTRIA	97	421	162	1202	
318 DENMARK	58	202	58	202	
327 FRANCE			36	197	
335 GERMANY W	32	154	139	960	
344 ITALY	327	3131	1150	10482	
347 JAPAN			2576	6412	
354 NETHRLNOS			98	393	
359 NORWAY	1194	1287	1259	1528	
375 SWEDEEN	17	265	41	566	
376 SWITZRLND	16	152	298	2569	
389 IRELAND			390	2243	
400 U STATES	542	2332	1179	7366	
	9386	62174	31261	187149	
BELTING OF CAMELS HAIR	LB				3341
100 U KINGDOM			1247	2782	
			1247	2782	
BLANKETS N O P WOOL	LB				3342
100 U KINGDOM	85656	129461	195311	294355	
306 BELGIUM	348	477	3041	2344	
344 ITALY	952	1040	1660	1999	
347 JAPAN	326	186	601	442	
354 NETHRLNDS	837	1634	3176	4385	
400 U STATES	4250	7235	25223	34425	
	92369	140033	229012	337950	
FELT PRESSED	LB				3343
100 U KINGDOM	1187	2725	5737	12306	
335 GERMANY W	966	1455	3750	5938	
400 U STATES	6097	9140	20836	32478	
	8250	13320	30323	50722	
RUGS RAILWAY STEAMER AND AUTO	LB				3344
100 U KINGDOM	5703	12801	13230	29393	
318 DENMARK	38	69	65	142	
335 GERMANY W	286	1515	286	1515	
344 ITALY	35871	21840	104882	59612	
354 NETHRLNOS	35	54	35	54	
400 U STATES			10	52	
	41933	36279	118508	90768	
WOOL MANUFACTURES N O P	LB				3345
100 U KINGDOM	1752	5253	6463	22050	
306 BELGIUM	1231	2108	2664	4533	
327 FRANCE	34	174	64	896	
335 GERMANY W	250	473	1278	2541	
344 ITALY	40	161	152	544	
347 JAPAN			100	138	
354 NETHRLNOS			115	265	
365 POLAND			253	275	
400 U STATES	15935	31298	52056	114139	
	19242	39467	63145	145381	
YARN SYNTHETIC ACETATE SINGLES	LB				3360
100 U KINGDOM			12653	7658	
400 U STATES	2185	4416	4393	6748	
	2185	4416	17046	14406	
YARNS SYNTHETIC SINGLES N O P	LB				3361
100 U KINGDOM	2320	2220	12527	9655	
335 GERMANY W	4391	5119	14965	16339	
376 SWITZRLND	1000	532	1000	532	
400 U STATES	20409	17500	86692	67243	
	28120	25371	115184	93769	
YARNS THREADS SYNTHETIC N O P	LB				3362
100 U KINGDOM	18135	25359	48166	63399	
327 FRANCE	921	2477	8572	17672	
335 GERMANY W	3610	4722	18548	22209	
354 NETHRLNOS			5159	4437	
376 SWITZRLND	26	75	1466	1236	
400 U STATES	246882	281833	739335	900236	
	269574	314466	821246	1009189	
YARN SYNTHETIC FOR PILE FABRIC	LB				3363
100 U KINGDOM	4019	2258	4019	2258	
	4019	2258	4019	2258	
YARNS SYNTHETIC ACETATE TWIST	LB				3364
100 U KINGDOM			1142	1576	
400 U STATES	12074	12632	62481	74975	
	12074	12632	63623	76551	

IMPORTS INTO CANADA FOR CONSUMPTION

Articles and Countries from which Imported	MONTH OF APRIL 1957		FOUR MONTHS ENDED APRIL 1957		Class Number
	Quantities	Values (\$)	Quantities	Values (\$)	
STAPLE FIBRES SYNTHETIC	LB				3365
100 U KINGDOM	33946	12698	291192	92536	
305 AUSTRIA			20036	4858	
327 FRANCE			123	267	
335 GERMANY W	35688	14888	143878	54916	
344 ITALY	11372	3588	120420	34733	
376 SWITZRLND			1722	424	
400 U STATES	577433	534612	2879123	2713815	
	658439	565786	3456494	2901549	
TOPS OF SYNTHETIC FIBRES	LB				3366
100 U KINGDOM	51386	22347	99953	44004	
335 GERMANY W	57603	33524	130336	75484	
400 U STATES	8899	11549	122647	136781	
	117888	67420	352936	256269	
WASTE SHORT FIBRE SYNTHETIC	LB				3367
100 U KINGDOM			20844	6773	
327 FRANCE			100	84	
400 U STATES	96222	63510	511553	312179	
	96222	63510	532497	319036	
YARNS FROM POLYAMIDES NYLON	LB				3368
100 U KINGDOM	99	330	1043	5420	
335 GERMANY W			34	64	
400 U STATES	22922	61377	96150	269877	
	23021	61707	97227	275361	
YARN SYNTHETIC FOR TIRE FABRIC	LB				3369
316 CUBA	179919	90836	1145942	578760	
400 U STATES	2115	1225	299930	169361	
	182034	92061	1445872	748121	
KNITTED FABRIC SYNTHETIC FIBRE	LB				3371
100 U KINGDOM	10807	10099	55846	58072	
327 FRANCE	17	72	40	199	
344 ITALY			194	97	
376 SWITZRLND			98	368	
400 U STATES	26876	77271	87124	241345	
	37700	87442	143302	300075	
FABRICS SYNTHETIC FIBRE N O P	LB				3372
100 U KINGDOM	54811	71193	188233	273592	
231 HONG KONG	707	1648	1141	2364	
305 AUSTRIA	221	374	3074	4092	
306 BELGIUM	4360	6571	20560	28897	
317 CZECHO S			5485	10527	
327 FRANCE	2487	9257	15446	56119	
335 GERMANY W	80022	131642	209414	370381	
344 ITALY	47609	63133	116260	169303	
347 JAPAN	15010	19547	56822	69897	
354 NETHRLNDS	28503	41209	69716	103023	
360 ISRAEL			261	705	
372 SPAIN	784	2261	1871	4993	
375 SWEDEN	78	884	1241	4207	
376 SWITZRLND	2737	10706	7588	32601	
392 SYRIA			60	149	
400 U STATES	626801	1515824	2806192	6668739	
	864130	1874249	3503364	7799589	
RIBBONS OF SYNTHETIC FIBRES	LB				3373
100 U KINGDOM	690	1963	2421	9037	
306 BELGIUM			187	415	
317 CZECHO S	221	517	1729	3230	
327 FRANCE	873	3179	5403	22050	
335 GERMANY W	1144	1488	1543	3587	
347 JAPAN	8344	11027	23532	28893	
354 NETHRLNDS	200	935	200	935	
376 SWITZRLND	1596	4415	7039	22131	
400 U STATES	33718	69482	149577	304907	
	46786	93006	191631	395185	
STOCKINGS NYLON WOMENS	OZ PR				3376
100 U KINGDOM	62452	305946	188709	930633	
327 FRANCE	46	453	365	3849	
335 GERMANY W	242	1531	470	3095	
344 ITALY	4435	17847	10402	44574	
347 JAPAN			538	1947	
354 NETHRLNDS	84	507	84	507	
389 IRELAND	600	2707	1200	5434	
400 U STATES	10094	64465	54180	344867	
	77953	393456	255948	1334906	
STOCKINGS SYNTHETIC MENS BOYS	OZ PR				3378
100 U KINGDOM	409	3616	3219	22070	
327 FRANCE	18	173	1106	8412	
344 ITALY	49	336	93	636	
376 SWITZRLND	86	840	172	1680	
400 U STATES	8537	35879	42540	172966	
	9099	40844	47130	205764	
STOCKINGS SYNTHETIC FIBRE NOP	OZ PR				3379
100 U KINGDOM	2842	5061	15497	31258	
335 GERMANY W	171	1310	654	4313	
400 U STATES	9849	35288	35517	130611	
	12862	41659	51668	166182	
GLOVES OF SYNTHETIC FIBRES	OZ PR				3380
100 U KINGDOM	229	2465	900	8561	
231 HONG KONG	14800	45502	54455	171565	
232 MALTA	35	372	256	2382	
305 AUSTRIA			18	107	
317 CZECHO S			575	2081	
327 FRANCE	20	258	40	583	
335 GERMANY W	2857	17857	18497	95791	
344 ITALY	3493	17724	6321	30850	
347 JAPAN	18101	52834	111147	330453	

IMPORTS INTO CANADA FOR CONSUMPTION

Articles and Countries from which Imported	MONTH OF APRIL 1957		FOUR MONTHS ENDED APRIL 1957		Class Number
	Quantities	Values (\$)	Quantities	Values (\$)	
400 U STATES	1042	13944	4557	59263	
CLOTHING NOP WOVEN SYNTH FIBRE	40577	150956	196766	701636	3383
100 U KINGDOM	25688	11363	102466	51201	
215 INDIA			32	161	
231 HONG KONG	100181	11936	143546	15715	
305 AUSTRIA	513	247	5085	2320	
306 BELGIUM			641	506	
327 FRANCE	5534	4216	24119	16762	
335 GERMANY W	17056	2065	69392	9566	
336 GREECE			448	65	
344 ITALY	19344	13590	88613	59575	
347 JAPAN	967095	69778	3039677	231450	
354 NETHRLNDS	480	120	480	120	
360 ISRAEL	64679	14203	96039	19383	
375 SWEDEN	208	158	544	388	
376 SWITZRLND	5074	3510	15551	11554	
393 TAIWAN			1472	492	
400 U STATES	826403	216696	2482546	665876	
DRESSES WVN SYNT WOMENS CHLONS	2032255	347882	6070651	1085134	3384
100 U KINGDOM	26	750	186	6578	
231 HONG KONG	152	381	212	629	
306 BELGIUM			32	501	
327 FRANCE	15	445	107	7024	
335 GERMANY W			5	55	
336 GREECE			14	545	
344 ITALY	6	62	16	266	
354 NETHRLNDS	9	114	37	563	
376 SWITZRLNO	1	78	115	4994	
400 U STATES	17341	105887	77396	487402	
UNDERWEAR KNITTED SYNTHETIC	17550	107717	78120	508557	3385
100 U KINGDOM	2655	7088	14337	39283	
231 HONG KONG			103	109	
327 FRANCE	46	323	46	323	
335 GERMANY W			210	231	
347 JAPAN			1125	1175	
400 U STATES	5536	22859	17536	62829	
CLTHG SYNT FIB KNIT INFTS CHLD	8237	30270	33357	103950	3386
100 U KINGDOM			3919	10945	
335 GERMANY W			41	186	
347 JAPAN			2629	1973	
400 U STATES	800	2810	5124	21202	
CLTHG SYNT FIB KNIT WOMNS GRLS	800	2810	11713	34306	3387
100 U KINGDOM	1549	8891	2197	14690	
327 FRANCE	29	110	63	634	
335 GERMANY W			12	114	
344 ITALY	50	72	50	72	
347 JAPAN	4600	4896	4998	5355	
376 SWITZRLNO			17	514	
400 U STATES	7006	34697	35701	163747	
CLTHG SYNTH FIB KNIT MENS BDYS	13234	48666	45038	185126	3388
100 U KINGDOM	1469	3011	2262	5066	
231 HONG KONG			115	145	
327 FRANCE			10	120	
344 ITALY			26	104	
347 JAPAN	2226	2018	6446	6084	
400 U STATES	3452	8867	9813	29392	
CURTAINS OF SYNTHETIC FIBRE	7147	13896	18672	40911	3390
100 U KINGDOM	41792	5204	58308	7355	
376 SWITZRLNO	1068	588	1068	588	
400 U STATES	874371	159050	2802661	495844	
HANDKERCHIEFS SYNTHETIC FIBRE	917231	164842	2862037	503787	3391
327 FRANCE	212	155	212	155	
347 JAPAN			35036	1896	
376 SWITZRLND	208	217	2768	2307	
400 U STATES	616	506	3692	1079	
SYNTHETIC FIBRE MANUFACTRS NOP	1036	878	41708	5437	3392
100 U KINGDOM	239790	28175	1237688	117285	
215 INDIA			384	177	
231 HONG KONG	460	70	960	188	
305 AUSTRIA			496	211	
306 BELGIUM	248	90	13639	1293	
317 CZECHO S	1616	106	8912	982	
327 FRANCE	36103	8436	74559	18130	
335 GERMANY W	22633	4197	34268	7746	
344 ITALY	212100	12614	733964	39954	
347 JAPAN	458511	26143	1998918	117509	
354 NETHRLNDS	720	224	18857	2921	
375 SWEDEN	925	665	15066	5537	
376 SWITZRLNO	6126	1654	15803	5550	
390 GERMANY E	1379	275	1379	275	
400 U STATES	4212465	412981	12142865	1298815	
SYNTH FIBRE FOR ELEC APPARATUS	5193076	495630	16297758	1616573	3393
100 U KINGDOM	10000	1272	24576	3421	
400 U STATES	39086	9452	235218	46900	
	49086	10724	259794	50381	

IMPORTS INTO CANADA FOR CONSUMPTION

Articles and Countries from which Imported		MONTH OF APRIL 1957		FOUR MONTHS ENDED APRIL 1957		Class Number			
		Quantities	Values (\$)	Quantities	Values (\$)				
HAIR CLOTH	100 U KINGDOM		3711		19562	3401			
	400 U STATES		690		2409				
			4401		21971				
KAPOK		CWT				3411			
	321 ECUADOR			5	165				
	355 INDONESIA	449	13263	1516	49602				
	400 U STATES	270	9449	426	15481				
			719	22712	1947	65248			
MANILA FIBRE		CWT				3412			
	100 U KINGDOM	357	8487	497	11094				
	337 GUATEMALA			3150	63805				
	361 PANAMA	1200	25994	2100	45827				
	364 PHIL	2307	50118	11235	196022				
400 U STATES	1681	38152	7569	166016					
			5545	122751	24551	482764			
SISAL ISTLE TAMPICO FIBRE		CWT				3413			
	100 U KINGDOM	46	2284	2289	21718				
	203 B E AFR	2155	15374	4059	30660				
	306 BELGIUM			22	1077				
	309 BRAZIL	16696	122166	101056	766343				
	338 HAITI	12637	94630	28977	224246				
	352 MEXICO	2377	17531	21893	164603				
	400 U STATES	27119	226540	82455	708206				
				61030	478525		240751	1916853	
	VEGETABLE FIBRE N O P		CWT					3414	
100 U KINGDOM		3	146	15	204				
215 INDIA				67	565				
333 MAOAGASCAR		14	323	31	735				
352 MEXICO				363	2703				
400 U STATES	337	4570	1289	18050					
			354	5039	1765	22257			
BALER TWINE		CWT				3420			
	100 U KINGDOM	389	5581	389	5581				
	318 DENMARK	280	4720	280	4720				
	352 MEXICO	5319	74616	7293	106742				
	354 NETHRLNDS	1236	18429	1241	18490				
	366 PORTUGAL	400	5274	400	5274				
	400 U STATES			5	84				
			7624	108620	9608	140891			
GRASSES SEAWEED		MOSSES BAGASSE				3421			
	100 U KINGDOM		1656		4501				
	231 HONG KONG		135		1192				
	344 ITALY		451		1507				
	347 JAPAN		620		3146				
	354 NETHRLNDS		624		1224				
	359 NORWAY		492		1901				
	383 HAWAII				625				
	400 U STATES		11043		34861				
				15021			48957		
BINDER TWINE		CWT				3422			
	100 U KINGDOM	480	7003	480	7003				
	318 DENMARK	200	2800	200	2800				
	352 MEXICO	148	3056	206	3937				
	354 NETHRLNDS	840	11673	856	11998				
			1668	24532	1742	25738			
COIR AND COIR YARN		CWT				3423			
	215 INDIA	370	3675	2617	24936				
	217 CEYLON			136	1913				
	400 U STATES	11	144	11	144				
			381	3819	2764	26993			
MATS RUGS N O P OF COCOA FIBRE		SQ YD				3424			
	203 B E AFR			300	737				
	215 INDIA	15852	8039	27532	13230				
	335 GERMANY W	150	224	407	629				
	354 NETHRLNDS	757	774	1483	1271				
	400 U STATES			633	713				
			16759	9037	30355	16580			
STRAW OR PAPER CARPETING RUGS						3425			
	100 U KINGDOM				188				
	231 HONG KONG		938		1751				
	347 JAPAN		8472		24199				
	354 NETHRLNDS		78		78				
	383 HAWAII		191		191				
	400 U STATES		6106		16939				
			15785		43346				
VEGETABLE FIBRES FOR BRUSHES		CWT				3428			
	100 U KINGDOM	98	2056	301	14079				
	215 INDIA	22	360	622	3316				
	304 ARGENTINA			10	2082				
	306 BELGIUM	446	8189	839	18052				
	352 MEXICO	304	13929	839	44311				
	400 U STATES	866	25441	1796	77450				
			1736	49975	4407	159290			
MATS CUT PILE OF COCOA FIBRE		SQ FT				3429			
	215 INDIA	69671	11622	178154	29171				
	354 NETHRLNDS	436	182	1322	557				
			70107	11804	179476	29728			
WASTE FOR FURTHER PREPARATION		CWT				3451			
	100 U KINGDOM	1062	38423	5315	163975				
	215 INDIA	205	1035	2324	17059				
	216 PAKISTAN			814	7593				
	234 AUSTRALIA			116	4668				
	236 NEW ZEAL	175	10792	175	10792				
	304 ARGENTINA			726	6383				
309 BRAZIL	774	7247	3387	29483					

IMPORTS INTO CANADA FOR CONSUMPTION

Articles and Countries from which Imported	MONTH OF APRIL 1957		FOUR MONTHS ENDED APRIL 1957		Class Number
	Quantities	Values (\$)	Quantities	Values (\$)	
335 GERMANY W	333	1146	333	1146	
344 ITALY			1102	8201	
352 MEXICO	736	4574	1473	9156	
354 NETHRLNDS	21	221	943	9176	
375 SWEDEN	67	1004	112	1741	
383 HAWAII			898	984	
400 U STATES	34938	332301	140645	1343063	
	38311	396743	158363	1613420	
WASTE FOR WIPING RAGS N O P					
100 U KINGDOM	CWT 1136	26171	5030	138894	3452
234 AUSTRALIA	12	483	18	888	
306 BELGIUM	97	4715	142	7797	
327 FRANCE	112	7720	257	17734	
344 ITALY	55	917	376	6049	
347 JAPAN	300	4097	300	4097	
354 NETHRLNDS	232	3730	321	4244	
375 SWEDEN	766	19568	1065	27868	
400 U STATES	34743	280621	146680	1131955	
	37453	348022	154189	1339526	
WASTE GARNETTED READY FOR USE					
100 U KINGDOM	LB 2558	915	13842	4059	3453
327 FRANCE	500	540	4995	7231	
335 GERMANY W	2007	218	2051	275	
347 JAPAN	6000	696	12000	1391	
400 U STATES	134522	19049	545614	71507	
	145587	21418	578502	84463	
BATTS BATTING WADDING N O P					
100 U KINGDOM	LB		112	58	3454
400 U STATES	1234	688	26101	15093	
	1234	688	26213	15151	
FISH NETS NETTINGS COMMERCIAL					
100 U KINGDOM	LB 122699	157789	270336	345116	3460
318 DENMARK	287	198	720	1144	
335 GERMANY W	231	428	231	428	
347 JAPAN	60102	114034	227193	320395	
354 NETHRLNDS	20295	13828	40149	27721	
359 NORWAY			224	200	
400 U STATES	8551	15534	32034	59397	
	212165	301811	570887	754401	
FISHING LINES COMMERCIAL					
100 U KINGDOM	LB 40194	33506	157730	124626	3461
335 GERMANY W	5678	7431	16969	14831	
347 JAPAN	4189	3886	10439	15243	
354 NETHRLNDS	3104	1013	9717	4363	
359 NORWAY	5130	3308	8434	5534	
389 IRELAND			237	659	
400 U STATES	44959	46346	166148	178691	
	103254	95490	369674	343947	
CORDAGE MANILA OVER 1 IN CIRC					
100 U KINGDOM	LB 236561	56677	599342	145000	3463
318 DENMARK	483	162	31288	8213	
335 GERMANY W			327	189	
352 MEXICO			26727	3933	
364 PHIL			42026	7703	
400 U STATES	729	417	2685	1546	
	237773	57256	702395	166584	
CORDAGE COMMERCIAL FISH NET					
100 U KINGDOM	LB 187688	46786	707646	178459	3464
306 BELGIUM	31710	7722	110213	26381	
318 DENMARK			146116	31024	
347 JAPAN	1037	990	4642	7132	
352 MEXICO			54184	8355	
354 NETHRLNDS	10830	1967	137894	26518	
364 PHIL			25866	4605	
400 U STATES			11279	13537	
	231265	57465	1197840	296011	
CORDAGE OVER 1 INCH NOP					
100 U KINGDOM	LB 45437	14127	199604	62585	3465
359 NORWAY	1627	384	1627	384	
400 U STATES	7637	3308	34356	15042	
	54701	17819	235587	78011	
COTTON FABRIC RUBBERIZED					
100 U KINGDOM	LB 748	360	5355	2049	3472
347 JAPAN	4100	873	4100	873	
400 U STATES	21069	16746	103907	79463	
	25917	17979	113362	82385	
COTTON WINDOW SHADE CLOTH					
100 U KINGDOM	LB 1434	1012	1434	1012	3473
400 U STATES	4109	5571	15365	21008	
	5543	6583	16799	22020	
COTTON FABRICS COATED N O P					
100 U KINGDOM	LB 35975	33886	167614	142579	3474
306 BELGIUM	150	207	160	283	
335 GERMANY W	225	165	2131	2119	
347 JAPAN			821	191	
354 NETHRLNDS	1467	753	1519	829	
400 U STATES	397117	418467	1543793	1543617	
	434934	453478	1716038	1689618	
ARTISTS CANVAS COATED PREPARED					
100 U KINGDOM		230		842	3475
306 BELGIUM				479	
354 NETHRLNDS				235	
400 U STATES		9168		15461	
		9398		17017	
CANVAS FLAX FOR TENTS AWNINGS					
100 U KINGDOM	LB 8142	5198	32499	21397	3476

IMPORTS INTO CANADA FOR CONSUMPTION

Articles and Countries from which Imported	MONTH OF APRIL 1957		FOUR MONTHS ENDED APRIL 1957		Class Number
	Quantities	Values (\$)	Quantities	Values (\$)	
327 FRANCE			2146	1090	
400 U STATES		601	313	601	
FABRICS JUTE COATED	8455	5799	34958	23088	3478
100 U KINGDOM	LB 373	156	2013	805	
354 NETHRLNDS	8695	2572	8695	2572	
400 U STATES	5523	1748	44487	12299	
FABRICS VEG FIBRE COATED	14591	4476	55195	15676	3479
100 U KINGDOM	LB 31616	11998	146861	61625	
306 BELGIUM	970	1217	970	1217	
327 FRANCE	2040	1250	2313	1420	
335 GERMANY W	1014	1255	2180	1880	
347 JAPAN	57289	10190	164228	29360	
400 U STATES	13556	18034	75167	81766	
FABRICS FOR BRATTICE CLOTH	106485	43944	391719	177268	3480
100 U KINGDOM	LB 8484	1619	49603	9940	
400 U STATES	690	207	2071	770	
FABRICS SILK COATED	9174	1826	51674	10710	3481
100 U KINGDOM	LB 32	95	32	95	
400 U STATES	939	4243	2806	13710	
FABRICS WOOL COATED	971	4338	2838	13805	3483
100 U KINGDOM	LB 2523	1124	8977	4505	
305 AUSTRIA			564	1483	
306 BELGIUM	4773	6466	5039	7197	
335 GERMANY W	3749	9918	14383	29450	
400 U STATES	869	1067	8872	11322	
FABRICS SYNTHETIC FIBRE COATED	11914	18575	37835	53957	3484
100 U KINGDOM	LB		82	59	
306 BELGIUM	37593	37875	257191	249373	
327 FRANCE	1378	2633	10790	20555	
335 GERMANY W	36	83	91	161	
400 U STATES	165993	256666	737316	1082182	
OILCLOTH FLOOR LIMOLEUM	205000	297257	1005470	1352330	3485
100 U KINGDOM	LB 3174167	390863	9616486	1219811	
400 U STATES	662014	110934	2884861	515803	
OILCLOTH CARRIAGE SHELF TABLE	3836181	501797	12501347	1735614	3486
100 U KINGDOM	LB 12395	8242	41769	27727	
335 GERMANY W			150	108	
344 ITALY	180	401	180	401	
347 JAPAN	600	446	600	446	
400 U STATES	37427	28673	157994	113250	
TYPEWRITER RIBBONS	50602	37762	200693	141932	3487
100 U KINGDOM	LB 527	1262	2586	5681	
305 AUSTRIA	83	139	383	626	
400 U STATES	547	2664	2136	17325	
FABRICS COTTON TO COVER RUBBER	1157	4065	5105	23632	3488
100 U KINGDOM	LB 8258	10093	26530	32891	
400 U STATES	485	664	1216	1702	
CORD TIRE FABRICS SYNTH FIBRE	8743	10757	27746	34593	3489
400 U STATES	LB 18607	29259	133379	203999	
LACE EMBROIDERIES BOBBINET NOP	18607	29259	133379	203999	3501
100 U KINGDOM	LB 3031	23447	11506	70096	
215 INDIA			19	318	
231 HONG KONG			362	1724	
305 AUSTRIA		840	515	3222	
306 BELGIUM	97		285	1775	
327 FRANCE	5826	61485	20107	204463	
335 GERMANY W	54	917	827	3527	
344 ITALY	59	265	74	1390	
347 JAPAN	1212	3715	3702	12323	
367 AZORES	147	502	186	808	
376 SWITZRLND	148	1668	1485	12382	
400 U STATES	24031	115157	104092	543140	
CORSETS GIRDLES BRASSIERES	34605	207996	143160	855168	3510
100 U KINGDOM		777		1330	
225 TRINIDAD		5457		5457	
335 GERMANY W		84		185	
347 JAPAN		26758		52217	
354 NETHRLNDS		212		212	
400 U STATES		104833		421565	
BRACES OR SUSPENDERS AND PARTS		138121		480966	3511
100 U KINGDOM		1000		3581	
327 FRANCE				89	
335 GERMANY W		5337		18701	
344 ITALY		115		115	
354 NETHRLNDS		849		849	
400 U STATES		4233		21309	
CHURCH VESTMENTS ANY MATERIAL		11534		44644	3512
100 U KINGDOM		1082		5507	
306 BELGIUM				695	
327 FRANCE		12259		41041	
335 GERMANY W		152		414	

IMPORTS INTO CANADA FOR CONSUMPTION

Articles and Countries from which imported	MONTH OF APRIL 1957		FOUR MONTHS ENDED APRIL 1957		Class Number
	Quantities	Values (\$)	Quantities	Values (\$)	
344 ITALY				287	
376 SWITZRLND		538		538	
400 U STATES		6175		23729	
GARMENTS KNITTED N O P		20206		72211	
100 U KINGDOM	LB				3514
305 AUSTRIA	43	646	222	1822	
335 GERMANY W	10	180	10	180	
344 ITALY	465	1779	465	1779	
347 JAPAN			21	632	
400 U STATES	623	2050	640	687	
	1141	4655	903	3242	
GLOVES MITTS AND MITTENS N O P	DZ PR		2261	8342	
100 U KINGDOM	267	1492	1105	10325	3515
335 GERMANY W			62	161	
344 ITALY	100	192	244	906	
347 JAPAN	2000	3644	2186	4438	
400 U STATES	2030	10037	5105	35912	
	4397	15365	8702	51742	
BERETS OF WOOL KNITTED FULLED	DOZ				3516
100 U KINGDOM	2419	14327	6066	30923	
327 FRANCE	482	1852	721	3105	
400 U STATES			29	274	
	2901	16179	6816	34302	
CAPS BONNETS BERETS N O P	DOZ				3517
100 U KINGDOM	9539	33914	16531	87624	
306 BELGIUM			21	74	
327 FRANCE	92	1119	375	2161	
335 GERMANY W	1775	4871	1963	6340	
344 ITALY	36	166	935	3021	
347 JAPAN	28364	28590	109712	122550	
359 NORWAY			8	59	
376 SWITZRLND			16	191	
400 U STATES	15482	34278	42345	194813	
	55288	102938	171906	416833	
HATS OF FUR FELT MENS	DOZ				3518
100 U KINGDOM	20	958	484	23123	
305 AUSTRIA			4	168	
306 BELGIUM	14	677	14	677	
327 FRANCE	20	725	20	725	
344 ITALY	23	1585	141	10609	
400 U STATES			78	4673	
	77	3945	741	39975	
HATS OF WOOL FELT	DOZ				3519
100 U KINGDOM	22	241	70	1462	
305 AUSTRIA			2	96	
327 FRANCE	2	217	2	217	
400 U STATES	67	1517	376	7739	
	91	1975	450	9514	
HATS OF FUR FELT WOMENS	DOZ				3520
100 U KINGDOM	7	371	23	1024	
327 FRANCE	4	541	56	2261	
344 ITALY			13	1067	
376 SWITZRLND			1	226	
400 U STATES	28	1068	123	5112	
	39	1980	216	9690	
HATS N O P	DOZ				3521
100 U KINGDOM	1043	6843	2207	21294	
224 JAMAICA	8	116	8	116	
231 HONG KONG	613	1957	1138	3672	
305 AUSTRIA			7	443	
327 FRANCE	9	630	196	12892	
335 GERMANY W	59	897	169	3740	
344 ITALY	245	1772	657	8528	
347 JAPAN	208	285	208	285	
352 MEXICO	461	518	461	518	
354 NETHRLNDS	19	1884	19	1884	
359 NORWAY			42	403	
376 SWITZRLND	29	798	204	8908	
390 GERMANY E			53	522	
400 U STATES	6981	134144	27909	586520	
	9675	149844	33278	649725	
FIREMENS AND OTHER HELMETS					3522
100 U KINGDOM		1459		2209	
400 U STATES		79155		309669	
		80614		311878	
KNITTED GOODS N O P	LB				3524
100 U KINGDOM	2650	3967	4427	10869	
335 GERMANY W			3036	3624	
344 ITALY	178	431	649	1820	
347 JAPAN	1630	1169	1630	1169	
376 SWITZRLND	72	274	72	274	
400 U STATES	21905	39465	87966	157930	
	26435	45306	97780	175686	
CHENILLE YARN8 AND CORDS	LB				3548
400 U STATES	174	260	564	823	
	174	260	564	823	
USED BAG8 OF VEGETABLE FIBRE					3550
100 U KINGDOM				115	
400 U STATES		2185		15412	
		2185		15427	
BELTING N O P	LB				3551
100 U KINGDOM	1738	3572	9086	13184	
335 GERMANY W	18	72	199	955	
400 U STATES	4488	9921	29933	47072	
	6244	13565	39218	61211	

IMPORTS INTO CANADA FOR CONSUMPTION

Articles and Countries from which Imported	MONTH OF APRIL 1957		FOUR MONTHS ENDED APRIL 1957		Class Number
	Quantities	Values (\$)	Quantities	Values (\$)	
BLANKETS FOR PRINTING PRESSES					3552
100 U KINGDOM		1829		8186	
335 GERMANY W		1178		2669	
376 SWITZRLND		128		128	
384 P RICO				103	
400 U STATES		49565		186481	
		52700		197567	
BRAIDS CORDS FRINGES N O P					3553
100 U KINGDOM		5289		11486	
306 BELGIUM				83	
327 FRANCE		1795		2890	
335 GERMANY W		1410		4046	
344 ITALY				1219	
347 JAPAN		2350		2420	
376 SWITZRLND		1765		7722	
400 U STATES		52394		253982	
		65003		283848	
CARPETS N O P	SQ FT				3554
100 U KINGDOM	65019	10050	270641	41588	
215 INDIA			1800	929	
306 BELGIUM	204237	35743	448151	84373	
317 CZECHO S	5126	1022	12686	2758	
318 DENMARK	1890	434	1890	434	
327 FRANCE			1107	793	
335 GERMANY W			4546	2198	
344 ITALY	25853	5616	52273	11471	
347 JAPAN	103046	7783	311208	36124	
354 NETHRLNDS	204	146	454	198	
365 POLAND			253	167	
400 U STATES	212235	79935	620297	254452	
	617610	140729	1725306	435485	
CURTAINS N O P					3557
100 U KINGDOM				1788	
400 U STATES		8580		29994	
		8580		31782	
FELT ADHESIVE FOR VESSELS					3558
100 U KINGDOM		1961		5053	
		1961		5053	
HAT BRAIDS NOT OVER 6 INCHES					3559
231 HONG KONG				2368	
344 ITALY		1683		17172	
376 SWITZRLND		40290		291107	
400 U STATES		9544		61461	
		51517		372108	
HAT SWEATS CAP PEAKS AND BANDS					3560
100 U KINGDOM		584		1295	
306 BELGIUM		722		1395	
347 JAPAN		1458		1458	
400 U STATES		38561		182849	
		41725		186997	
HOODS AND SHAPES OF FUR FELT	DOZ				3561
100 U KINGDOM	37	1442	37	1442	
305 AUSTRIA			140	6074	
317 CZECHO S	4363	91426	5340	115003	
327 FRANCE	110	2316	504	19198	
344 ITALY	980	22461	1097	25182	
400 U STATES	25	404	95	2439	
	5515	118049	7213	169338	
HOODS AND SHAPES OF WOOL FELT	DOZ				3562
HOODS AND SHAPES KNITTED	DOZ				3563
231 HONG KONG	100	1426	1070	9553	
321 ECUADOR			123	1089	
327 FRANCE			61	3682	
344 ITALY	644	11761	8595	87959	
347 JAPAN	1352	4776	5973	20345	
352 MEXICO			1144	1167	
376 SWITZRLND	421	4604	960	13758	
393 TAIWAN			600	5678	
400 U STATES	4177	27867	19583	182470	
	6694	50434	38109	325701	
HOODS AND SHAPE N O P	DOZ				3564
100 U KINGDOM			31	146	
327 FRANCE			7	730	
344 ITALY	68	888	669	7628	
376 SWITZRLND	56	1046	926	16886	
400 U STATES	519	5244	2574	20897	
	643	7178	4207	46287	
MATERIALS FOR HAT BRAIDS					3565
SURGICAL DRESSINGS					3566
100 U KINGDOM		34305		119560	
335 GERMANY W		1451		5526	
375 SWEDEN				835	
400 U STATES		85057		315876	
		120813		441797	
ELASTIC WEBBING WOVEN FOR MFRS	LB				3567
100 U KINGDOM	200	244	2228	3605	
335 GERMANY W	987	3028	4993	15172	
347 JAPAN	8588	6428	13691	9778	
354 NETHRLNDS	240	514	578	1323	
400 U STATES	4393	12516	34783	67556	
	14408	22730	56273	97434	
ELASTIC WEBBING WOVEN N O P	LB				3568
100 U KINGDOM	527	1273	3132	6522	
327 FRANCE	170	477	170	477	

IMPORTS INTO CANADA FOR CONSUMPTION

Articles and Countries from which Imported	MONTH OF APRIL 1957		FOUR MONTHS ENDED APRIL 1957		Class Number
	Quantities	Values (\$)	Quantities	Values (\$)	
335 GERMANY	537	1090	2449	5523	
344 ITALY	5689	3902	9045	9200	
347 JAPAN	98	75	88410	53591	
354 NETHRLNDS	896	1231	2341	3698	
400 U STATES	22605	33380	76889	117981	
	30522	41428	182436	196992	
WINDOW SHADES ON ROLLERS N O P					
400 U STATES		1501		6000	3569
		1501		6000	
CORDED RIBBONS FOR MENS HATS					
400 U STATES	LB				3570
	2882	14617	16003	78076	
	2882	14617	16003	78076	
NONELASTIC FABRICS FOR CARTERS					
100 U KINGDOM	LB				3571
400 U STATES	25	71	55	134	
	266	739	2319	6855	
	291	810	2374	6989	
FABRICS FOR CARD CLOTHING					
400 U STATES	LB				3572
			835	1519	
			835	1519	
FIBRE OR TEXTILE PRODUCTS N O P					
344 ITALY		498		1627	3573
376 SWITZRLND				79	
400 U STATES		18761		78596	
		19259		80302	
BRAIDED CORD 1 IN CIRC OR LESS					
100 U KINGDOM	LB				3574
400 U STATES			820	1212	
	3480	2425	24716	18155	
	3480	2425	25536	19367	
ELASTIC WEBBING BRAIDED					
100 U KINGDOM	LB				3576
335 GERMANY	347	690	3301	5735	
344 ITALY			615	1685	
347 JAPAN			3078	4484	
354 NETHRLNDS	120	219	12880	10178	
360 ISRAEL			927	1931	
400 U STATES			716	695	
	6199	15693	19623	52255	
	6666	16602	41140	77963	

IMPORTS INTO CANADA FOR CONSUMPTION

Articles and Countries from which Imported	MONTH OF APRIL 1957		FOUR MONTHS ENDED APRIL 1957		Class Number
	Quantities	Values (\$)	Quantities	Values (\$)	
GROUP 4					
WOOD WOOD PRODUCTS AND PAPER					
CANE REED OR RATTAN					4002
215 INDIA		2415		4967	
231 HONG KONG		963		1693	
335 GERMANY W		1080		4409	
347 JAPAN		153		153	
354 NETHRLNDS				90	
400 U STATES		1404		3074	
		6015		14386	
OSIERS WILLOWS AND BAMBOOS					4003
215 INDIA				373	
231 HONG KONG		1737		1818	
347 JAPAN		653		3220	
400 U STATES		2218		2419	
		4608		7830	
CORKWOOD UNMANUFACTURED					4011
366 PORTUGAL		2031		3178	
372 SPAIN				577	
400 U STATES		248		1260	
		2279		5015	
FENCE POSTS					4021
400 U STATES	NO				
	12635	2527	22961	5720	
	12635	2527	22961	5720	
HICKORY BILLETS					4022
400 U STATES		7514		35524	
		7514		35524	
POLES TELEGRAPH AND PILING					4024
400 U STATES	NO				
	13862	363976	36652	1261674	
	13862	363976	36652	1261674	
RAILWAY TIES					4025
381 ALASKA	NO				
400 U STATES	265	829	265	829	
	5730	19730	26977	101463	
	5995	20559	27242	102292	
LOGS ROUND UNMANUFACTURED NOP					4026
400 U STATES	M FT				
	6997	373893	87499	4303109	
	6997	373893	87499	4303109	
HANOLE SHINGLE BOLTS FELLOES					4032
400 U STATES		2993		12570	
		2993		12570	
HUB LAST WAGON OAR GUN BLOCKS					4033
335 GERMANY W				274	
400 U STATES		55330		187409	
		55330		187683	
WOOD TEN PIN BLOCKS ROUGH					4034
TEAK AMARANTH TROPICAL WOODS					4041
100 U KINGDOM				345	
210 G COAST		11042		29117	
217 CEYLON				320	
218 MALAYA				2660	
219 BEL OTHER				1528	
221 B GUIANA				1672	
234 AUSTRALIA		4876		24221	
309 BRAZIL				903	
318 DENMARK				736	
321 ECUADOR		212		861	
335 GERMANY W				78	
337 GUATEMALA		3200		3200	
347 JAPAN		3354		4312	
363 PERU				1599	
371 THAILAND		6417		13961	
400 U STATES		23137		87249	
		52238		172762	
ASH WHITE					4042
400 U STATES	M FT				
	137	25348	486	80637	
	137	25348	486	80637	
CEDAR					4043
400 U STATES	M FT				
	166	17909	538	70624	
	166	17909	538	70624	
CHESTNUT					4044
400 U STATES	M FT				
			3	940	
			3	940	
FIR					4045
400 U STATES	M FT				
	6875	543378	20979	1732359	
	6875	543378	20979	1732359	
GUMWOOD					4046
400 U STATES	M FT				
	102	9613	208	22351	
	102	9613	208	22351	
HEMLOCK					4047
400 U STATES	M FT				
	219	15174	1097	85758	
	219	15174	1097	85758	
HICKORY					4048
400 U STATES	M FT				
	23	4740	25	5027	
	23	4740	25	5027	
MAHOGANY					4049
210 G COAST	M FT		14	5973	
211 NIGERIA		30	30	6099	
222 B HOND	122	40267	296	92130	
309 BRAZIL			50	7301	
328 FR AFRICA	25	5470	57	11845	

IMPORTS INTO CANADA FOR CONSUMPTION

Articles and Countries from which Imported	MONTH OF APRIL 1957		FOUR MONTHS ENDED APRIL 1957		Class Number
	Quantities	Values (\$)	Quantities	Values (\$)	
347 JAPAN	271	36194	442	64650	
364 PHIL	16	3177	246	42927	
400 U STATES	206	55743	708	190387	
	670	146950	1843	421312	
OAK	M FT				4050
347 JAPAN	8	1916	23	5003	
400 U STATES	1974	336069	12290	1757401	
	1982	337985	12313	1762404	
PINE SOUTHERN YELLOW OR PITCH	M FT				4051
400 U STATES	289	47617	956	163710	
	289	47617	956	163710	
PINE WHITE OR OTHER N O P	M FT				4052
309 BRAZIL	19	1752	29	2664	
400 U STATES	874	82333	7233	650352	
	893	84085	7262	653016	
POPLAR	M FT				4053
400 U STATES	399	46785	1122	140302	
	399	46785	1122	140302	
REDWOOD	M FT				4054
400 U STATES	21	4721	224	51253	
	21	4721	224	51253	
WALNUT	M FT				4055
400 U STATES	317	92951	879	264283	
	317	92951	879	264283	
LUMBER AND TIMBER HARDWOOD N O P	M FT				4056
400 U STATES	1119	131230	6901	686494	
	1119	131230	6901	686494	
LUMBER AND TIMBER N O P	M FT				4057
381 ALASKA	412	20802	12	808	
400 U STATES	412	20802	1779	105065	
			1791	105873	
HARDWOOD FLOORING	M FT				4058
400 U STATES	1937	228485	5479	662107	
	1937	228485	5479	662107	
PINE PONDEROSA AND SUGAR	M FT				4059
400 U STATES	2438	220646	8098	779608	
	2438	220646	8098	779608	
LATHS	M				4071
400 U STATES			14	209	
			14	209	
PICKETS PLAIN	M				4072
PLYWOOD GLUED OR CEMENTED					4073
100 U KINGDOM				613	
318 DENMARK		3573		3573	
326 FINLAND		206		16374	
327 FRANCE		8741		42094	
335 GERMANY W		10604		33972	
344 ITALY				4690	
347 JAPAN		158886		564818	
354 NETHRLNDS		579		941	
360 ISRAEL		7116		26246	
365 POLAND		8726		25930	
375 SWEDEN		1037		1121	
400 U STATES		46203		130062	
		245671		850434	
SHINGLES OF WOOD	RF SQ				4074
400 U STATES	2132	14611	8037	53957	
	2132	14611	8037	53957	
VENEERS OF ROSEWOOD ETC					4075
100 U KINGDOM				345	
327 FRANCE		146		146	
347 JAPAN				5995	
364 PHIL		2114		2114	
400 U STATES		34216		145881	
		36476		154481	
VENEERS OF WOOD N O P					4076
100 U KINGDOM		55		55	
307 BEL CONGO		18472		56842	
318 DENMARK				279	
327 FRANCE		302		302	
344 ITALY				130	
400 U STATES		88824		423019	
		107723		480627	
VENEERS OF WOOD TAPED JOINTED					4077
400 U STATES		6690		18293	
		6690		18293	
VENEERS AUSTRALIAN BLACKWOOD					4078
400 U STATES		1255		9605	
		1255		9605	
PLYWOOD FACED WITH METAL					4079
335 GERMANY W		7104		13295	
400 U STATES		1519		19603	
		8623		32898	
BARK CRUDE FOR TANNERS USE	CWT				4081
FUELWOOD	CORD				4082
400 U STATES	40	270	351	2292	
	40	270	351	2292	
PULPWOOD	CORD				4083
400 U STATES	3855	64380	104797	1862862	
	3855	64380	104797	1862862	
SAWDUST AND WOOD FLOUR					4084
400 U STATES		28157		97215	
		28157		97215	

IMPORTS INTO CANADA FOR CONSUMPTION

Articles and Countries from which Imported	MONTH OF APRIL 1957		FOUR MONTHS ENDED APRIL 1957		Class Number
	Quantities	Values (\$)	Quantities	Values (\$)	
BARRELS EMPTY SLACK	NO				4090
BARRELS EMPTY TIGHT	NO				4091
327 FRANCE	15	118	15	118	
400 U STATES	36546	127930	114092	407382	
	36561	128048	114107	407500	
STAVES OAK SAWN SPLIT OR CUT	M				4094
400 U STATES	388	110310	1255	415254	
	388	110310	1255	415254	
STAVES ROUGH SAWN N O P	M				4095
400 U STATES			15	1384	
			15	1384	
STAVES n O P	M				4097
100 U KINGDOM			36	1060	
400 U STATES	238	6484	796	24445	
	238	6484	832	25505	
WOODEN PAILS AND TUBS					4098
HOOPS HEADS AND LINERS OF WOOD					4099
100 U KINGDOM				1865	
400 U STATES		17200		76545	
		17200		78410	
CORK SLABS BOARDS TILES N O P					4101
100 U KINGDOM				3315	
318 DENMARK		9447		37449	
335 GERMANY W				183	
366 PORTUGAL		4240		12559	
372 SPAIN		62800		163706	
400 U STATES		20934		37241	
		97421		254453	
CORKS THREE FOURTHS IN OR LESS	LB				4102
100 U KINGDOM			12	117	
366 PORTUGAL			1173	1731	
372 SPAIN			73	215	
400 U STATES	111	252	681	1253	
	111	252	1939	3316	
CORKS OVER THREE FOURTHS INCH	LB				4103
366 PORTUGAL	10859	15600	61380	88518	
372 SPAIN	662	3135	4837	15021	
400 U STATES			1741	4888	
	11521	18735	67958	108427	
CORK SLABS BOARDS FOR MFRS					4104
366 PORTUGAL		55265		63002	
372 SPAIN		80284		180956	
400 U STATES		122057		420780	
		257606		664738	
MANUFACTURES OF CORKWOOD N O P					4105
100 U KINGDOM		4265		20209	
305 AUSTRIA				86	
327 FRANCE				264	
354 NETHRLNDS		316		316	
366 PORTUGAL		48444		118094	
372 SPAIN		16971		40157	
375 SWEDEN				190	
400 U STATES		37441		83446	
		107437		262762	
BILLETS OF WOOD FOR BATS					4112
400 U STATES		4742		22057	
		4742		22057	
GUN STOCKS OF WALNUT ROUGH					4113
WOOD HANDLES FOR AGRIC IMPL					4114
400 U STATES		13034		105427	
		13034		105427	
HANDLES OF WOOD N O P					4118
100 U KINGDOM		145		1345	
335 GERMANY W				429	
375 SWEDEN		355		1111	
400 U STATES		43292		148433	
		43792		151318	
SHAFTS OR HEADS FOR GOLF CLUBS					4119
400 U STATES		1317		16320	
		1317		16320	
LASTS OF WOOD					4120
335 GERMANY W				264	
400 U STATES		566		12526	
		566		12790	
MEXICAN SADDLE TREES STIRRUPS					4121
400 U STATES		593		4256	
		593		4256	
SPOKES HICKORY OAK ROUGH					4122
400 U STATES		5430		9331	
		5430		9331	
WALKING STICKS AND CANES					4125
100 U KINGDOM		2010		4699	
327 FRANCE		455		899	
347 JAPAN				50	
400 U STATES		73		2136	
		2538		7784	
SULPHITE PULP BL DISSOLVING	CWT				4130
400 U STATES	6196	69232	28368	291703	
	6196	69232	28368	291703	
SODA PULP	CWT				4131
SULPHITE PULP UNBLEACHED	CWT				4132
400 U STATES	92419	552840	287240	1698736	
	92419	552840	287240	1698736	

IMPORTS INTO CANADA FOR CONSUMPTION

Articles and Countries from which Imported	MONTH OF APRIL 1957		FOUR MONTHS ENDED APRIL 1957		Class Number
	Quantities	Values (\$)	Quantities	Values (\$)	
SULPHITE PULP BLEACHED N O P 400 U STATES	CWT 24454	156888	87690	577055	4133
SULPHATE OR KRAFT PULP 400 U STATES	CWT 50609	326768	136493	877743	4134
WOOD PULP MECHANICAL	CWT 50609	326768	136493	877743	4135
PULP OF STRAW OR VEG FIBRE NOP 100 U KINGDOM 335 GERMANY W 400 U STATES	CWT 14735	181438	20 7 58670	515 293 645141	4136
BOBBINS SHUTTLES AND SPOOLS 100 U KINGDOM 376 SWITZRLND 400 U STATES	14735	181438	58697	645949	4141
CASKETS COFFINS AND METAL PTS 400 U STATES		33212		125559	4142
CHARCOAL MADE FROM WOOD 400 U STATES	TON 152	15728	602	54004	4143
CHURNS N O P WASHBOARDS 100 U KINGDOM 335 GERMANY W 388 YUGO SLAV 400 U STATES		176 272 235 683		549 653 64 5640	4144
CLOTHES PINS AND PARTS 231 HONG KONG 318 DENMARK 335 GERMANY W 354 NETHRLNDS 375 SWEDEN 400 U STATES	GROSS 5000 11000 250 4000 4800 300	1410 3451 100 1422 1735 464	5000 32025 250 4000 12550 2025	1410 10229 100 1422 4501 1603	4145
CRUTCHES OR STAFFS 400 U STATES		1752		10149	4146
CURTAIN STRETCHERS 400 U STATES		1752		10149	4147
DOORS WOOD 6 FT X 2 FT OR OVER 100 U KINGDOM 335 GERMANY W 400 U STATES	NO 1220	21732	15 1360 5465	1197 6280 88914	4148
EXCELSIOR OR WOOD WOOL 400 U STATES		2142	6840	96391	4149
FIBRE AND MANUFACTURES N O P 100 U KINGDOM 327 FRANCE 335 GERMANY W 375 SWEDEN 400 U STATES		1925 5500 96 385 97462		4877 4877 5857 5500 2701 3232 341852	4150
FURNITURE MAINLY OF WOOD 100 U KINGDOM 215 INDIA 218 MALAYA 231 HONG KONG 236 NEW ZEAL 305 AUSTRIA 306 BELGIUM 313 CHINA 317 CZECHOS 318 DENMARK 322 EGYPT 327 FRANCE 335 GERMANY W 344 ITALY 347 JAPAN 352 MEXICO 353 MOROCCO 354 NETHRLNDS 359 NORWAY 361 PANAMA 365 POLAND 372 SPAIN 375 SWEDEN 376 SWITZRLND 383 HAWAII 388 YUGO SLAV 392 SYRIA 400 U STATES		29718 95 27996 485 15678 50932 1923 12365 2031 7010 1708 2501 2489 4813 3165 235 474 526003 689621		66572 1163 58 61125 100 699 1371 971 26879 158263 346 11649 44974 12618 26446 1181 284 5830 9237 275 10106 231 9638 4203 319 1743 73 204334 2499688	4151
MATCHES OF WOOD 100 U KINGDOM 335 GERMANY W 344 ITALY 354 NETHRLNDS 365 POLAND 375 SWEDEN		298 135 3730		917 298 821 75 1233 10090	4152

IMPORTS INTO CANADA FOR CONSUMPTION

Articles and Countries from which Imported	MONTH OF APRIL 1957		FOUR MONTHS ENDED APRIL 1957		Class Number
	Quantities	Values (\$)	Quantities	Values (\$)	
400 U STATES		1051		24563	
MOULDINGS OF WOOD		5214		37997	4153
335 GERMANY W		382		510	
400 U STATES		5341		12450	
SKIB RACQUETS AND FRAMES BATS		5723		12960	4154
100 U KINGDOM		2986		17219	
215 INDIA		3550		4477	
216 PAKISTAN		6273		17067	
234 AUSTRALIA		1378		3935	
305 AUSTRIA		1194		10336	
306 BELGIUM		3784		5755	
317 CZECHO S		502		800	
318 DENMARK				60	
326 FINLAND				324	
327 FRANCE		63		3288	
335 GERMANY W		2468		15958	
344 ITALY				207	
347 JAPAN		3790		6564	
354 NETHRLNDS				1652	
359 NORWAY		616		3108	
375 SWEDEN				2193	
376 SWITZRLND		117		1488	
400 U STATES		25069		73528	
WINDOW SASH OF WOOD		51790		167959	4155
400 U STATES		9532		19355	
WOOD BOXES CRATES AND SHOOKS		9532		19355	4156
100 U KINGDOM				89	
335 GERMANY W		56		56	
347 JAPAN				219	
390 GERMANY E		484		1346	
400 U STATES		15729		90719	
MANUFACTURES OF WOOD N O P		16269		92429	4157
100 U KINGDOM		18551		56079	
203 B E AFR		275		1150	
205 RHOD NYAS				274	
215 INDIA				1187	
225 TRINIDAD				74	
231 HONG KONG		2611		4481	
234 AUSTRALIA		92		279	
305 AUSTRIA				407	
306 BELGIUM				520	
317 CZECHO S		622		3087	
318 DENMARK		593		2768	
326 FINLAND				1824	
327 FRANCE		1379		5548	
335 GERMANY W		9913		56489	
344 ITALY		2922		9440	
347 JAPAN		42042		122107	
352 MEXICO		90		2195	
354 NETHRLNDS				690	
359 NORWAY				102	
375 SWEDEN		3701		33964	
376 SWITZRLND		2318		2774	
383 HAWAII		55		705	
388 YUGO SLAV				559	
390 GERMANY E		540		635	
400 U STATES		318228		1130708	
BOWLS TRAYS AND DISHES OF WOOD		403932		1438046	4158
100 U KINGDOM		485		485	
205 RHOD NYAS				158	
215 INDIA				176	
224 JAMAICA				102	
313 CHINA				110	
317 CZECHO S				187	
318 DENMARK		378		1730	
327 FRANCE				1666	
335 GERMANY W		226		476	
338 HAITI		339		339	
344 ITALY		318		3116	
347 JAPAN		22078		54405	
352 MEXICO		287		410	
375 SWEDEN		288		518	
383 HAWAII		60		676	
388 YUGO SLAV				99	
400 U STATES		4979		20444	
PLAYING CARD STOCK	LB	29438		85097	4159
400 U STATES		59102	12210	100574	24099
CONT BOARD FOR MOIST OILY FOOD	LB	59102	12210	100574	24099
400 U STATES		1705959	167542	5537666	524821
CARD STOCK BRISTOL BOARD N O P	LB	1705959	167542	5537666	524821
354 NETHRLNDS		10744	2430	10744	2430
400 U STATES		171600	35354	944294	156469
CHIPBOARD NEWS BOARD	LB	182344	37784	955038	158899
400 U STATES		237105	16273	1515682	146080
		237105	16273	1515682	146080

IMPORTS INTO CANADA FOR CONSUMPTION

Articles and Countries from which Imported	MONTH OF APRIL 1957		FOUR MONTHS ENDED APRIL 1957		Class Number
	Quantities	Values (\$)	Quantities	Values (\$)	
LEATHER BOARD LEATHEROID MFRS 100 U KINGDOM 306 BELGIUM 335 GERMANY W 400 U STATES	LB 24033	4822	70309 9400 96468 82728	12719 2492 19574 31161	4163
	95574	22704	258905	65946	
MILLBOARD AND BINDERS BOARD 100 U KINGDOM 400 U STATES	LB 1820	169	1820	169	4164
	426979	34375	1473822	119231	
	428799	34544	1475642	119380	
PULPBOARD FOR MFR OF WALLBOARD 400 U STATES	LB 4143319	225404	14991762	788914	4165
	4143319	225404	14991762	788914	
PULPBOARD TO WRAP ROLLS PAPER 400 U STATES	LB 213397	12314	1294621	74694	4166
	213397	12314	1294621	74694	
STRAWBOARD N O P 354 NETHRLNDS 400 U STATES	LB		14000	411	4167
			5233	1133	
			19233	1544	
PULP BOARD FOR CONTAINERS 384 P RICO 400 U STATES	LB 8304007	512933	70236 20975983	3305 1302041	4168
	8304007	512933	21046219	1305346	
BUILDING AND INSULATING BOARD 100 U KINGDOM 326 FINLAND 352 MEXICO 359 NORWAY 375 SWEDEN 400 U STATES	LB 23870	6438	52065	11683	4169
	4125	165	263588	12055	
			97760	5076	
			86327	3594	
	193630	10379	985308	56306	
	5371450	563571	16275075	1793886	
	5593075	580553	17760123	1882600	
PULPBOARD OTHER FIBREBOARD NOP 100 U KINGDOM 335 GERMANY W 375 SWEDEN 400 U STATES	LB 6463	2286	20774	6068	4170
	5424	1994	5424	1994	
	6347	661	6347	661	
	651680	107194	2670335	450577	
	669914	112135	2702880	459300	
ELECTRIC INSULATING PRESSBOARD 100 U KINGDOM 375 SWEDEN 400 U STATES	LB 70624	16456	94388	22172	4171
			13000	2269	
	221467	52549	817449	191993	
	292091	69005	924837	216434	
FELTBOARD ROOF FELT NOT COATED 400 U STATES	LB 873150	26812	4058696	129771	4172
	873150	26812	4058696	129771	
PRESSBOARD N O P 100 U KINGDOM 375 SWEDEN 400 U STATES	LB 9810	2664	21839	5902	4173
			2000	355	
	285564	56633	810030	199995	
	295374	59297	833869	206252	
SHOEBOARDS 100 U KINGDOM 306 BELGIUM 335 GERMANY W 400 U STATES	LB 7160	1666	22266	3936	4174
	12694	2607	36118	7472	
	48734	11205	48734	11205	
	146485	30782	436376	104104	
	215073	46260	543494	126717	
PAPERBOARD FOR SHOEBORDS 100 U KINGDOM 400 U STATES	LB 54358	8598	3660	842	4175
	54358	8598	196484	30889	
			200144	31731	
GYPNUM BOARD LATH ROCK LATH 400 U STATES	LB 53636	1016	106308	1917	4176
	53636	1016	106308	1917	
ENAMELLED PAPER 400 U STATES	LB		384	102	4178
			384	102	
CARBON PAPER 100 U KINGDOM 305 AUSTRIA 327 FRANCE 400 U STATES	LB 5738	6234	22090	25121	4179
	720	686	4055	3370	
			988	255	
	38919	27300	201033	135641	
	45377	34220	228166	164387	
ROTOGRAVURE PRINTING PAPER 400 U STATES	LB 170342	13651	502229	41745	4180
	170342	13651	502229	41745	
BOOK PRINTING LITHO PAPER NOP 100 U KINGDOM 400 U STATES	LB 192579	44428	63864	14867	4182
	192579	44428	763576	162534	
			827440	184421	
BOOK PRINTING PAPER COATED NOP 100 U KINGDOM 400 U STATES	LB 541	65	2743	466	4183
	312230	82032	1393842	392237	
	312771	82097	1396585	392703	
COATED PAPERS FOR PERIODICALS 400 U STATES	LB 51932	7188	585944	78635	4184
	51932	7188	585944	78635	
COVER PAPERS NOT PASTED COATED 100 U KINGDOM 400 U STATES	LB 9894	5470	34894	19838	4185
	43055	11672	172966	46399	
	52949	17142	207860	66237	
COVER PAPERS PASTED COATED 100 U KINGDOM 400 U STATES	LB 6484	3332	17434	8262	4186
	51979	17485	137255	50363	
	58463	20817	154689	58625	

IMPORTS INTO CANADA FOR CONSUMPTION

Articles and Countries from which Imported	MONTH OF APRIL 1957		FOUR MONTHS ENDED APRIL 1957		Class Number
	Quantities	Values (\$)	Quantities	Values (\$)	
SURFACE COATED PAPER N O P	LB				4187
100 U KINGDOM	21739	12232	81393	43888	
306 BELGIUM			600	773	
335 GERMANY W			1993	840	
375 SWEDEN			5624	791	
376 SWITZRLND			7303	4796	
400 U STATES	220037	163582	790908	571525	
	241776	175814	887821	622613	
WAXED PAPER IN PACKAGE FORM	LB				4189
WAXED PAPER FOR WRAPPING N O P	LB				4190
100 U KINGDOM			280	138	
400 U STATES	47345	15333	221071	69196	
	47345	15333	221351	69334	
GREASEPROOF AND GLASSINE PAPER	LB				4191
400 U STATES	22038	5982	197004	52742	
	22038	5982	197004	52742	
TISSUE WRAPPING PAPER	LB				4192
375 SWEDEN			11867	1524	
400 U STATES	334841	44939	853356	111513	
	334841	44939	865223	113037	
VEGETABLE PARCHMENT PAPER	LB				4193
100 U KINGDOM	396	95	69391	16041	
400 U STATES	11496	4016	26915	9307	
	11892	4111	96306	25348	
WRAPPING PAPER KRAFT	LB				4195
400 U STATES	358499	43427	1090717	128368	
	358499	43427	1090717	128368	
WRAPPING PAPER OILED COATED	LB				4196
100 U KINGDOM			3679	882	
375 SWEDEN	6799	934	6799	934	
400 U STATES	141444	27111	283196	58699	
	148243	28045	293674	60515	
WRAPPING PAPER ALL KINDS N O P	LB				4197
335 GERMANY W	550	166	1371	502	
400 U STATES	281007	44129	1381259	212005	
	281557	44295	1382630	212507	
DUPLEX BACKING PAPER	LB				4198
400 U STATES	120406	62104	315751	159564	
	120406	62104	315751	159564	
IMITATION PARCHMENT WRAPPING	LB				4199
375 SWEDEN	18459	2561	18459	2561	
	18459	2561	18459	2561	
WRAPPER SHEETS AND HEADS	LB				4200
400 U STATES	10155	908	365979	31416	
	10155	908	365979	31416	
BOND AND LEDGER PAPERS UN CUT	LB				4201
400 U STATES	135388	33085	777667	177358	
	135388	33085	777667	177358	
ENVELOPES	M				4202
100 U KINGDOM	40	282	151	777	
359 NORWAY	200	297	300	446	
400 U STATES	2187	17250	10046	66983	
	2427	17829	10497	68206	
ONION SKIN AND MANIFOLD PAPER	LB				4203
100 U KINGDOM	547	384	1278	797	
335 GERMANY W			2009	907	
400 U STATES	54481	37088	181543	124126	
	55028	37472	184830	125830	
BOXED PAPER AND PAPERETRIES	LB				4204
100 U KINGDOM	583	362	1325	737	
306 BELGIUM			121	68	
327 FRANCE	360	280	360	280	
335 GERMANY W	170	120	470	281	
400 U STATES	28765	19042	71077	47560	
	29878	19804	73353	48926	
HAND MADE PAPER 40 C OR OVER	LB				4205
100 U KINGDOM			1325	1028	
			1325	1028	
WASTE PAPER	CWT				4209
400 U STATES	76621	129099	230754	377901	
	76621	129099	230754	377901	
ELECTRIC CABLE INSULATG PAPER	LB				4210
100 U KINGDOM			9436	1980	
400 U STATES	276503	129751	1230756	560593	
	276503	129751	1240192	562573	
PHOTOGRAPHERS PAPERS					4211
100 U KINGDOM		14027		34183	
305 AUSTRIA				339	
306 BELGIUM		8719		95218	
335 GERMANY W		34704		121351	
347 JAPAN				84	
354 NETHRLNDS		1323		5882	
376 SWITZRLND				531	
400 U STATES		279397		894818	
		338170		1152406	
BLOTTING PAPER NOT PRINTED	LB				4212
100 U KINGDOM			3527	874	
335 GERMANY W	540	70	540	70	
400 U STATES	27854	9941	148770	60434	
	28394	10011	152837	61378	
CIGARETTE PAPER UNGUMMED	LB				4213
327 FRANCE	31200	12654	62400	25340	
335 GERMANY W			218	278	
400 U STATES	337371	157123	1103226	523739	
	368571	169777	1165844	549357	

IMPORTS INTO CANADA FOR CONSUMPTION

Articles and Countries from which Imported	MONTH OF APRIL 1957		FOUR MONTHS ENDED APRIL 1957		Class Number
	Quantities	Values (\$)	Quantities	Values (\$)	
CIGARETTE PAPER GUMMED ROLLS	LB				4214
CIGARETTE PAPERS IN PACKETS	M				4215
100 U KINGDOM	5	75	5	75	
327 FRANCE			1200	19487	
400 U STATES			501	5291	
	5	75	1706	24853	
CREPE PAPER DECORATIVE ROLLS	LB				4216
400 U STATES	330	120	10371	4795	
	330	120	10371	4795	
GUMMED PAPER	LB				4217
100 U KINGDOM	15337	3285	89963	21780	
335 GERMANY W			500	1062	
400 U STATES	263741	121269	898830	404322	
	279078	124554	989293	427164	
HANGINGS OR WALL PAPER	LB				4218
100 U KINGDOM	10715	2500	32784	8078	
347 JAPAN	44	71	44	71	
400 U STATES	43594	28085	144580	86338	
	54353	30656	177408	94487	
PAPER FOR SHOT SHELLS GUN WADS	LB				4219
400 U STATES	69964	17468	190566	48710	
	69964	17468	190566	48710	
PAPIERMACHE WARE N O P	LB				4220
100 U KINGDOM	500	135	4190	985	
335 GERMANY W			110	225	
347 JAPAN			3597	856	
400 U STATES	1660	732	11698	4954	
	2160	867	19595	7020	
PAPER DECALCOMANIA	LB				4222
100 U KINGDOM	2192	686	19965	6252	
400 U STATES	5011	2005	67281	26005	
	7203	2691	87246	32257	
PAPER MATRIX FOR PRINTING	LB				4223
100 U KINGDOM	1656	157	5722	493	
400 U STATES	115284	47999	414730	169767	
	116940	48156	420452	170260	
PAPER MATTING	LB				4224
347 JAPAN			1200	799	
400 U STATES	13549	5378	45569	18352	
	13549	5378	46769	19151	
PAPER PHOTO BARYTA COATED	LB				4225
100 U KINGDOM			649	1679	
400 U STATES	76662	28519	716153	249595	
	76662	28519	716802	251274	
SHINGLES OF PAPER OR FELT	LB				4226
400 U STATES	43573	1448	228723	6518	
	43573	1448	228723	6518	
ROOFING SHEATHING PAPER PREPRO	LB				4227
400 U STATES	333206	21797	1676312	108446	
	333206	21797	1676312	108446	
TISSUE PAPER N O P	LB				4228
100 U KINGDOM	1166	434	1166	434	
327 FRANCE			150	269	
400 U STATES	56531	13030	213901	48041	
	57697	13464	215217	48744	
TOILET PAPER	LB				4229
100 U KINGDOM			2520	525	
400 U STATES	208612	24382	684813	87855	
	208612	24382	687333	88380	
TOWELS AND NAPKINS PLAIN	LB				4230
335 GERMANY W	7776	648	7776	648	
400 U STATES	127708	20399	462895	82292	
	135484	21047	470671	82940	
WAXED STENCIL PAPER	LB				4231
100 U KINGDOM	56244	45128	135708	108018	
305 AUSTRIA	3944	1705	11246	5509	
318 DENMARK			3362	2736	
400 U STATES	4058	4729	27373	28380	
	64246	51562	177689	144637	
ALL KINDS OF PAPER N O P	LB				4232
100 U KINGDOM	7439	2441	13054	4159	
306 BELGIUM	23635	2082	30615	2767	
327 FRANCE	189	63	2433	1499	
335 GERMANY W	204	51	2674	528	
344 ITALY	485	252	777	402	
354 NETHRLNDS	5421	1072	5421	1072	
393 TAIWAN	28	70	963	1662	
400 U STATES	654191	144936	3082061	716347	
	691592	150967	3137998	728436	
TISSUE PAPER FOR STENCILS	LB				4233
400 U STATES	6530	6252	6750	6425	
	6530	6252	6750	6425	
FACIAL TISSUES HANDKERCHIEFS	LB				4234
400 U STATES	308122	57896	1540090	273411	
	308122	57896	1540090	273411	
PAPER NAPKINS N O P	LB				4235
100 U KINGDOM	3857	1740	7488	3354	
318 DENMARK	8700	2162	22289	8691	
335 GERMANY W	12870	6067	15529	7468	
347 JAPAN	180	88	180	88	
375 SWEDEN			314	163	
400 U STATES	31401	13467	227903	66648	
	57008	23524	273703	86412	
CARBONIZING TISSUE PAPER	LB				4236
100 U KINGDOM	37553	23971	125913	83568	

IMPORTS INTO CANADA FOR CONSUMPTION

75

Articles and Countries from which Imported	MONTH OF APRIL 1957		FOUR MONTHS ENDED APRIL 1957		Class Number
	Quantities	Values (\$)	Quantities	Values (\$)	
327 FRANCE	490	396	3821	1402	
400 U STATES	115599	26699	603320	135746	
CABLE INSULATING PAPER N O P	153642	51066	733054	220716	4237
100 U KINGDOM	LB				
400 U STATES	2004	603	2004	603	
CASH REGISTER PAPER	32367	9156	200675	58583	
400 U STATES	34371	9759	202679	59186	4238
FILTER PAPER	LB				
100 U KINGDOM	9692	3128	61964	16237	
327 FRANCE	9692	3128	61964	16237	
335 GERMANY W	LB				
400 U STATES					4239
TABULATING PAPER AND STOCK					
400 U STATES					
BAGS AND SACKS OF PAPER					
100 U KINGDOM					
347 JAPAN					
354 NETHRLNDS					
381 ALASKA					
400 U STATES					
PAPER PROTECTORS FOR PLANTS					
100 U KINGDOM					
400 U STATES					
CONTAINERS PAPERBOARD N O P					
100 U KINGDOM					
306 BELGIUM					
327 FRANCE					
335 GERMANY W					
354 NETHRLNDS					
376 SWITZRLND					
400 U STATES					
MILK BOTTLE CAPS OF PAPER					
PAPER TUBES AND CONES FOR YARN					
100 U KINGDOM					
335 GERMANY W					
400 U STATES					
PAPER PATTERNS BOOT AND SHOE					
400 U STATES					
POCKET SPUTUM CUPS AND REFILLS					
100 U KINGDOM					
400 U STATES					
TWINE OR YARN OF PAPER					
375 SWEDEN					
400 U STATES					
WINDOW BLINDS OF PAPER					
MANUFACTURES OF PAPER N O P					
100 U KINGDOM					
231 HONG KONG					
305 AUSTRIA					
306 BELGIUM					
318 DENMARK					
327 FRANCE					
335 GERMANY W					
344 ITALY					
347 JAPAN					
354 NETHRLNDS					
375 SWEDEN					
376 SWITZRLND					
378 JORDAN					
400 U STATES					
PAPER CORES					
400 U STATES					
PAPER CUPS DISHES TABLEWARE					
100 U KINGDOM					
400 U STATES					
PAPER DOILIES AND LACE PAPER					
100 U KINGDOM					
335 GERMANY W					
400 U STATES					
PAPER NOVELTIES FLOWERS GAMES					
100 U KINGDOM					
231 HONG KONG					
305 AUSTRIA					
318 DENMARK					
327 FRANCE					
335 GERMANY W					
347 JAPAN					
352 MEXICO					

IMPORTS INTO CANADA FOR CONSUMPTION

Articles and Countries from which Imported	MONTH OF APRIL 1957		FOUR MONTHS ENDED APRIL 1957		Class Number
	Quantities	Values (\$)	Quantities	Values (\$)	
354 NETHRLNDS		427		427	
390 GERMANY E		3945		14146	
400 U STATES		18324		72014	
		57082		178795	
PAPER PATTERNS N O P					4257
100 U KINGDOM				111	
327 FRANCE				207	
400 U STATES		39475		161273	
		39475		161591	
SHIPPING CONTAINERS	LB				4258
100 U KINGDOM			434	59	
400 U STATES	853294	90681	3601443	396098	
	853294	90681	3601877	396157	
TRAYS FOR PACKAGING APPLES	LB				4259
400 U STATES	100250	12204	105441	12824	
	100250	12204	105441	12824	
PAPER MATCHES					4260
100 U KINGDOM		64		64	
344 ITALY		2595		3667	
400 U STATES		17852		72196	
		20511		75927	
ARTISTS PROOF ETCHINGS					4261
100 U KINGDOM				278	
376 SWITZRLND		375		428	
383 HAWAII		300		300	
400 U STATES		88		733	
		763		1739	
ADMIRALTY CHARTS MANUSCRIPTS					4262
100 U KINGDOM		485		1061	
224 JAMAICA		100		100	
227 BAHAMAS				200	
327 FRANCE				69	
400 U STATES		3791		18156	
		4376		19586	
BLUEPRINTS N O P AND HYDRO PLANS					4263
100 U KINGDOM		6782		17288	
234 AUSTRALIA				3891	
306 BELGIUM				1900	
318 DENMARK				192	
327 FRANCE		800		27668	
335 GERMANY W		1190		1314	
347 JAPAN				150	
354 NETHRLNDS		103		103	
400 U STATES		858252		1912085	
		867127		1964591	
MUSIC FOR MECHANICAL PIANOS					4264
400 U STATES				1086	
				1086	
MUSIC PRINTED					4265
100 U KINGDOM		1449		6422	
327 FRANCE		1844		4376	
344 ITALY				116	
376 SWITZRLND				147	
400 U STATES		12739		85550	
		16032		96611	
NEWSPAPER OR COMIC SECTIONS					4266
400 U STATES		95042		322491	
		95042		322491	
MAGAZINES NEWSPAPERS UNBOUND					4267
100 U KINGDOM		16354		62577	
231 HONG KONG		1235		3835	
306 BELGIUM		7179		17770	
327 FRANCE		24929		214141	
335 GERMANY W		554		2670	
344 ITALY		9179		23927	
347 JAPAN		305		1922	
354 NETHRLNDS		143		1678	
376 SWITZRLND				1286	
400 U STATES		2096852		8453909	
		2156730		8783715	
PHOTOGRAPHS NEWS ILLUSTRATION					4268
400 U STATES		1258		5867	
		1258		5867	
PHOTOGRAPHS CHROMOS N O P					4269
100 U KINGDOM		11121		31527	
231 HONG KONG		108		108	
313 CHINA		577		577	
318 DENMARK		246		546	
327 FRANCE		476		4855	
335 GERMANY W		1821		2647	
344 ITALY		68		457	
347 JAPAN		4600		12875	
352 MEXICO		866		934	
354 NETHRLNDS		1250		1698	
365 POLAND		80		80	
375 SWEDEN		1315		1424	
376 SWITZRLND		1094		1622	
383 HAWAII				86	
390 GERMANY E		90		90	
400 U STATES		250442		1003685	
		274154		1063211	
PHOTOGRAPHS FOR REPRODUCTION					4271
100 U KINGDOM				76	
327 FRANCE				100	
400 U STATES		11877		63720	
		11877		63826	

IMPORTS INTO CANADA FOR CONSUMPTION

77

Articles and Countries from which Imported	MONTH OF APRIL 1957		FOUR MONTHS ENDED APRIL 1957		Class Number
	Quantities	Values (\$)	Quantities	Values (\$)	
TRANSFERS DECALCOMANIA					4272
100 U KINGDOM		1483		2461	
375 SWEDEN				244	
400 U STATES		21239		92570	
		22722		95275	
PAPER FOR DUPLICATING MACHINES	LB				4290
400 U STATES	58566	33988	295247	143526	
	58566	33988	295247	143526	
ADVERTISING AND PRINTED MATTER	LB				4291
100 U KINGDOM	39299	40880	134192	130239	
231 HONG KONG			952	741	
234 AUSTRALIA	40	72	454	428	
318 DENMARK	220	278	1019	672	
327 FRANCE	2857	2719	9052	8627	
335 GERMANY W	22202	14972	53115	39602	
336 GREECE			100	100	
344 ITALY	2535	1409	5029	2673	
347 JAPAN			519	439	
352 MEXICO			421	402	
354 NETHRLNDS	1115	1236	15947	10852	
359 NORWAY	135	208	161	281	
375 SWEDEN	3595	4167	7367	10199	
376 SWITZRLND	896	1542	7124	7975	
380 USSR			316	144	
387 VENEZUELA			59	245	
390 GERMANY E			412	535	
400 U STATES	694777	656484	2468286	2546445	
	767671	723967	2704525	2760599	
PRINTED MATTER NOP					4292
100 U KINGDOM		15113		37021	
231 HONG KONG				59	
234 AUSTRALIA				182	
306 BELGIUM		248		248	
318 DENMARK				491	
327 FRANCE		956		1171	
335 GERMANY W		656		3127	
344 ITALY		259		486	
347 JAPAN		1822		10658	
354 NETHRLNDS		229		319	
375 SWEDEN				250	
376 SWITZRLND		269		439	
400 U STATES		254034		1007487	
		273586		1061938	
CARDS FOR PLAYING	PACK				4293
100 U KINGDOM	2994	1018	4226	1708	
327 FRANCE			48	116	
335 GERMANY W			1564	277	
344 ITALY	149	162	2145	711	
347 JAPAN			100	57	
400 U STATES	4118	3338	19781	13188	
	7261	4518	27864	16057	
HAND MADE DRAWINGS OR DESIGNS					4294
100 U KINGDOM				432	
335 GERMANY W				100	
344 ITALY		144		144	
400 U STATES		500		15643	
		644		16319	
LABELS TAGS TICKETS					4295
100 U KINGDOM		14607		31289	
316 CUBA				574	
318 DENMARK				54	
327 FRANCE		188		241	
335 GERMANY W				407	
347 JAPAN		140		311	
354 NETHRLNDS		77		77	
400 U STATES		129224		407127	
		144236		440080	
PICTORIAL POST CARDS FOLDERS	LB				4296
100 U KINGDOM	236	263	3301	2640	
318 DENMARK			73	143	
327 FRANCE	198	336	935	2203	
335 GERMANY W	211	274	749	1395	
344 ITALY	279	308	465	673	
360 ISRAEL	150	316	150	316	
376 SWITZRLND	547	730	547	730	
400 U STATES	109962	99586	472685	435128	
	111583	101813	478905	443228	
BIBLES PRAYER BOOKS HYMN BOOKS					4301
100 U KINGDOM		26915		133595	
306 BELGIUM		50350		124085	
327 FRANCE		15759		74131	
335 GERMANY W		4644		15162	
344 ITALY		5951		27256	
347 JAPAN		300		1076	
352 MEXICO		451		451	
354 NETHRLNDS		360		1149	
360 ISRAEL		160		310	
372 SPAIN				265	
375 SWEDEN				130	
376 SWITZRLND		2599		4697	
378 JORDAN				225	
389 IRELAND				60	
400 U STATES		278644		1064115	
		286333		1446707	
BLANK BOOKS RULED OR PLAIN					4302
100 U KINGDOM		270		929	

IMPORTS INTO CANADA FOR CONSUMPTION

Articles and Countries from which Imported	MONTH OF APRIL 1957		FOUR MONTHS ENDED APRIL 1957		Class Number
	Quantities	Values (\$)	Quantities	Values (\$)	
335 GERMANY W				497	
347 JAPAN		397		876	
400 U STATES		4048		13612	
		4715		15914	
BOOKS OVER 12 YEARS OLD					4303
100 U KINGDOM		197		1571	
400 U STATES		1097		5194	
		1294		6765	
TEXT BOOKS FOR SCHOOLS COLLEGE					4305
100 U KINGDOM		4779		21051	
231 HONG KONG				497	
305 AUSTRIA				141	
306 BELGIUM		930		6268	
318 DENMARK		100		287	
327 FRANCE		6911		20373	
335 GERMANY W		578		3078	
344 ITALY				1092	
354 NETHRLNDS		2463		2804	
375 SWEDEN				137	
376 SWITZRLND		205		205	
400 U STATES		453560		1387073	
		469526		1443006	
BOOKS NOVELS FICTION					4306
100 U KINGDOM		1539		4756	
400 U STATES		12846		42059	
		14385		46815	
BOOKS SCIENCE FOR LIBRARIES					4307
100 U KINGDOM		23544		69216	
203 B E AFR				150	
215 INDIA				2015	
231 HONG KONG		74		74	
234 AUSTRALIA		165		585	
236 NEW ZEAL				1408	
306 BELGIUM		147		2979	
313 CHINA		359		359	
318 DENMARK				50	
327 FRANCE		3947		15029	
335 GERMANY W		371		3600	
344 ITALY				529	
347 JAPAN		500		2279	
354 NETHRLNDS		2045		3396	
375 SWEDEN				665	
376 SWITZRLND		1596		2992	
380 USSR				139	
389 IRELAND				267	
400 U STATES		521234		1909619	
		553982		2015351	
BOOKS GOVERNMENT ASSOCIATION					4308
100 U KINGDOM		2523		23789	
217 CEYLON				500	
234 AUSTRALIA		89		466	
306 BELGIUM		113		253	
327 FRANCE		3743		7753	
335 GERMANY W		353		1095	
344 ITALY		561		2523	
352 MEXICO				149	
354 NETHRLNDS		232		232	
376 SWITZRLND				307	
400 U STATES		45255		121174	
		52869		158241	
FREIGHT RATES FOR RAILWAYS					4309
100 U KINGDOM		359		1304	
327 FRANCE		185		537	
335 GERMANY W		214		405	
354 NETHRLNDS		57		115	
400 U STATES		4145		17319	
		4960		19680	
BOOKS PRINTED PERIODICALS NOP					4310
100 U KINGDOM		152595		470894	
234 AUSTRALIA				861	
305 AUSTRIA		120		1183	
318 DENMARK		221		371	
327 FRANCE		110		518	
335 GERMANY W		472		708	
344 ITALY		361		573	
347 JAPAN		164		447	
354 NETHRLNDS		3077		3216	
375 SWEDEN				74	
376 SWITZRLND				262	
381 ALASKA				133	
400 U STATES		1062625		4259909	
		1219745		4739149	
BOOKS FOREIGN LANGUAGE					4311
100 U KINGDOM		2906		4343	
231 HONG KONG		70		569	
304 ARGENTINA				356	
306 BELGIUM		15835		75791	
318 DENMARK				50	
326 FINLAND		585		1196	
327 FRANCE		143021		460224	
335 GERMANY W		7058		14208	
340 HUNGARY		482		1024	
341 ICELAND				473	
344 ITALY		1438		8695	
347 JAPAN				72	
354 NETHRLNDS		9796		14894	

IMPORTS INTO CANADA FOR CONSUMPTION

Articles and Countries from which Imported	MONTH OF APRIL 1957		FOUR MONTHS ENDED APRIL 1957		Class Number
	Quantities	Values (\$)	Quantities	Values (\$)	
365 POLAND				72	
372 SPAIN		304		413	
375 SWEDEN		2370		2562	
376 SWITZRLND		434		2502	
380 USSR				129	
400 U STATES		14032		102857	
		198331		690430	

IMPORTS INTO CANADA FOR CONSUMPTION

Articles and Countries from which Imported	MONTH OF APRIL 1957		FOUR MONTHS ENDED APRIL 1957		Class Number
	Quantities	Values (\$)	Quantities	Values (\$)	
GROUP 5					
IRON AND ITS PRODUCTS					
IRON ORE	TON				5001
309 BRAZIL			19818	242475	
312 CHILE			11424	102816	
400 U STATES			27709	213553	
	17264	154458	58951	558844	
FERRO TUNGSTEN	CWT				5010
100 U KINGDOM			96	17320	
400 U STATES			6	1558	
			102	18878	
PIG IRON FOR AGRIC IMPLEMENTS	TON				5011
400 U STATES			218	14557	
			218	14557	
PIG IRON N O P	TON				5012
100 U KINGDOM			10	572	
400 U STATES			1643	117198	
	276	16984	1653	117770	
FERRO MANG UNDER 1 PC SILICON	CWT				5013
400 U STATES			3971	67290	
	620	8164	3971	67290	
SILICO MANG OVER 1 PC SILICON	CWT				5014
327 FRANCE			1103	20074	
347 JAPAN			9610	163904	
400 U STATES			5664	142941	
	6600	112945	16377	326919	
FERRO SILICON	CWT				5015
375 SWEDEN			67	941	
400 U STATES			6063	115566	
	1342	25011	6130	116507	
ALLOYS N O P FOR MFR OF STEEL	CWT				5018
100 U KINGDOM			1566	100638	
205 RHOD NYAS			2240	48855	
327 FRANCE			616	15728	
335 GERMANY W			112	2413	
375 SWEDEN			120	2772	
400 U STATES			73146	2121700	
	23609	654636	77800	2292106	
INGOTS COGGED BLOOMS SLABS NOP	TON				5020
100 U KINGDOM			17	11395	
375 SWEDEN			3	2097	
400 U STATES			9191	1115685	
	3679	456215	9211	1129177	
INGOTS NOT LESS THAN 3 CTS LB	TON				5021
400 U STATES			1521	492188	
	235	89731	1521	492188	
INGOTS FOR FORGINGS INGOTS NOP	TON				5022
400 U STATES			218	31904	
	51	7645	218	31904	
SPONGE IRON	TON				5024
400 U STATES			119	17680	
	34	4821	119	17680	
CAST SCRAP	TON				5031
381 ALASKA			47	1725	
400 U STATES			15081	534226	
	4457	134918	15128	535951	
WROUGHT SCRAP	TON				5032
100 U KINGDOM			2034	32372	
381 ALASKA			53	1974	
400 U STATES			83485	3913192	
	73112	3466447	85572	3947538	
TIN PLATE SCRAP	TON				5033
400 U STATES			271	7340	
	142	3986	271	7340	
AXLES FOR RAILWAY VEHICLES					5041
100 U KINGDOM				35003	
400 U STATES				102349	
				137352	
AXLES FOR VEHICLES N O P					5042
100 U KINGDOM				1353	
400 U STATES				326525	
				327878	
AXLES N O P					5043
400 U STATES				76035	
				76035	
CASTINGS FOR AGRIC IMPLEMENTS					5044
100 U KINGDOM				9518	
400 U STATES				37985	
				47503	
INGOT MOULDS FOR STEEL					5045
100 U KINGDOM				30752	
400 U STATES				836067	
				866819	
MOULDS N O P					5046
100 U KINGDOM				318	
327 FRANCE				260	
400 U STATES				121697	
				122275	
CASTINGS MALLEABLE N O P ROUGH	CWT				5047
100 U KINGDOM				3119	
400 U STATES				334353	
				337472	
	149	1967	221	3119	
	2022	57648	12907	334353	
	2171	59615	13128	337472	

IMPORTS INTO CANADA FOR CONSUMPTION

Articles and Countries from which Imported	MONTH OF APRIL 1957		FOUR MONTHS ENDED APRIL 1957		Class Number
	Quantities	Values (\$)	Quantities	Values (\$)	
CASTINGS NONMALLEABLE NOP RGH 100 U KINGDOM 400 U STATES	CWT		112	3380	5048
	3580	79872	11244	257010	
	3580	79872	11356	260390	
CASTINGS OF STEEL N O P ROUGH 100 U KINGDOM 359 NORWAY 376 SWITZRLND 400 U STATES	CWT		86	6562	5049
	1326	28933	1326	28933	
			134	6634	
	7013	195552	30069	783878	
	8339	224485	31615	826007	
FORGINGS N O P 100 U KINGDOM 335 GERMANY W 400 U STATES		6918		65212	5050
				157	
		168784		769804	
		175702		835173	
FORGINGS HOLLOW AND 20 TONS 100 U KINGDOM 344 ITALY 400 U STATES		139901		293399	5051
		28391		28391	
		44807		198876	
		213099		520666	
PISTON RING CASTINGS ROUGH 100 U KINGDOM 400 U STATES		92		92	5052
		11184		22376	
		11276		22468	
CASTINGS FOR RAILWAY VEHICLES					5054
TIRES STEEL ROUGH RAILWAY 100 U KINGDOM 400 U STATES	CWT		7004	83931	5055
	1218	16441		9322	
	288	3305	721	9322	
	1506	19746	7725	93253	
STEEL WHEELS FOR RAILWAYS 100 U KINGDOM 400 U STATES		448266		1359590	5057
		17570		74270	
		465836		1433860	
FORGED GOLF CLUB HEADS 400 U STATES		2088		22923	5058
		2088		22923	
SEMI FINISHED PISTON CASTINGS 400 U STATES		959		2623	5059
		959		2623	
BARs BILLETS HOT ROLLED N O P 400 U STATES	CWT		367	941	5071
	39	77		941	
	39	77	367	941	
BARs BILLETS COLD ROLLED N O P 100 U KINGDOM 306 BELGIUM 335 GERMANY W 375 SWEDEN 400 U STATES	CWT		16714	149938	5072
	7453	61046	5743	60925	
	8	858	961	16070	
	17	833	321	11160	
	10041	132869	63615	738569	
	17519	195606	87354	976662	
BARs BILLETS H R 4CTS AND OVER 100 U KINGDOM 305 AUSTRIA 306 BELGIUM 312 CHILE 327 FRANCE 335 GERMANY W 375 SWEDEN 400 U STATES	CWT		57712	482071	5073
	10547	111151	364	5175	
	12	81	45292	241160	
	18070	99528	1390	7028	
	1390	7028	7721	46602	
	4173	28885	247	2807	
	7	63	744	19249	
	57	1643		3109605	
	77688	609433	403892	3913697	
	111944	857812	517362		
BARs BILLETS HAMMERED N O P 100 U KINGDOM 400 U STATES	CWT		7	175	5074
	5	222	333	11548	
	5	222	340	11723	
BARs SHEETS STRIP FOR SHOVELS 400 U STATES	CWT		14	167	5076
	14	167	14	167	
	14	167	14	167	
BARs RODS FOR AGRIC IMPLEMENTS 335 GERMANY W 400 U STATES	CWT		15	81	5077
	10525	70356	52589	418160	
	10525	70356	52604	418241	
RAILWAY RAILS N O P 100 U KINGDOM 306 BELGIUM 335 GERMANY W 354 NETHRLNDS 400 U STATES	TON		5459	617531	5078
	1846	208815	333	33732	
	137	13446	399	39271	
	296	29186	174	18140	
	75	8024	2289	260017	
	1031	116800	8654	968691	
	3385	376271			
STEEL GROOVED TRAMWAY RAILS	TON				5079
BARs HOT R ROUNDS AND SQUARES 100 U KINGDOM 375 SWEODEN 400 U STATES	CWT		1936	20882	5081
	617	5190	40	2253	
	12	451	28448	217561	
	3876	32015	30424	240696	
	4505	37656			
RODS FOR MANUFACTURE OF CHAIN 400 U STATES	CWT		856	5566	5102
	841	5472		5566	
	841	5472	856	5566	
RODS NOT OVER 375 IN FOR WIRE 100 U KINGDOM 306 BELGIUM 312 CHILE 335 GERMANY W 400 U STATES	CWT		8181	41503	5103
	2305	11598	4405	21537	
	4962	26825	4962	26825	
	6929	41537	6929	41537	
	2722	16912	17961	122778	
	16918	96872	42438	254180	

IMPORTS INTO CANADA FOR CONSUMPTION

Articles and Countries from which Imported	MONTH OF APRIL 1957		FOUR MONTHS ENDED APRIL 1957		Class Number
	Quantities	Values (\$)	Quantities	Values (\$)	
WELDING RODS OF ALL KINDS	CWT				5104
100 U KINGDOM	50	2158	193	10000	
305 AUSTRIA			22	744	
306 BELGIUM			10	215	
335 GERMANY W			89	7992	
400 U STATES					
	11031	332705	52333	1446813	
	11081	334863	52647	1465764	
BLANKS FOR MILLING CUTTERS	CWT				5111
400 U STATES	10	1115	45	5248	
	10	1115	45	5248	
STRIP HOT R 080 INCH OR LESS	CWT				5112
400 U STATES			186	693	
			186	693	
STRIP HOT R OVER 080 INCH	CWT				5113
400 U STATES	70	289	182	703	
	70	289	182	703	
STRIP COLD R 080 INCH OR LESS	CWT				5114
100 U KINGDOM	368	3200	1483	12637	
375 SWEDEN	487	21332	1542	58808	
400 U STATES	4274	75254	18470	335296	
	5129	99786	21495	406741	
STRIP COLD R OVER 080 INCH	CWT				5115
400 U STATES	1528	22433	6629	100491	
	1528	22433	6629	100491	
STRIP HOT R FOR COLD ROLLING	CWT				5116
STRIP FOR MANUFACTURE OF MATS	CWT				5117
STRIP COLD ROLLED FOR DOORS	CWT				5118
HOOP STEEL FOR COOPERAGE	CWT				5120
100 U KINGDOM	249	1796	249	1796	
400 U STATES			4872	36777	
	249	1796	5121	38573	
PLATES 66 INCHES WIDE OR LESS	CWT				5121
400 U STATES	5740	32036	26369	131000	
	5740	32036	26369	131000	
PLATES OVER 66 INS LESS 78 INS	CWT				5122
400 U STATES	2904	14324	8128	39819	
	2904	14324	8128	39819	
PLATES FLANGED CURVED N O P	CWT				5123
100 U KINGDOM			11821	70852	
400 U STATES	8826	160266	28096	475298	
	8826	160266	39917	546150	
PLATES FOR BOILERS DIGESTERS	CWT				5124
100 U KINGDOM	166	3595	297	6718	
400 U STATES	5789	42687	31080	251118	
	5955	46282	31377	257836	
PLATES STEEL CHEQUER SURFACE	CWT				5125
100 U KINGDOM			5444	37136	
400 U STATES	34588	216637	95713	598403	
	34588	216637	101157	635539	
SHEETS OVER 080 INCH THICK N O P	CWT				5126
400 U STATES	5516	36660	27743	184479	
	5516	36660	27743	184479	
SHEETS 080 INCH OR LESS N O P	CWT				5127
100 U KINGDOM	1156	8156	15274	103863	
400 U STATES	55856	376923	253309	1771015	
	57012	385079	268583	1874878	
SHEET OR STRIP FOR TIN PLATE	CWT				5128
SHEETS FOR MFR OF HOLLOW WARE	CWT				5129
100 U KINGDOM	3604	23103	5630	35799	
400 U STATES	13158	96330	40175	291200	
	16762	119433	45805	326999	
SHEETS BLUE FOR HEATING APP	CWT				5130
SHEETS 075 SILICON FOR ELEC APP	CWT				5131
100 U KINGDOM	2170	42534	2275	45030	
400 U STATES	61695	1098663	207377	3648217	
	63865	1141197	209652	3693247	
SHEETS 5C PER POUND OR OVER	CWT				5132
100 U KINGDOM	90263	632160	261127	1797373	
234 AUSTRALIA			81420	532099	
306 BELGIUM	21235	181164	39057	303595	
312 CHILE	47199	317833	71065	479486	
327 FRANCE	1542	9247	2140	12965	
335 GERMANY W	16616	118315	44421	336599	
347 JAPAN	10747	85923	52552	399468	
365 POLAND			1707	10781	
387 VENEZUELA			105	744	
400 U STATES	467514	3107122	1807792	13007292	
	635116	4451764	2361386	16880402	
SHEETS RUST PROOF OVER 5 CTS	CWT				5133
100 U KINGDOM	7472	270479	20294	917592	
335 GERMANY W	1671	11078	1671	11078	
375 SWEDEN	4	838	703	32874	
387 VENEZUELA			4	263	
400 U STATES	13708	569502	59342	2631871	
	22855	851897	82014	3593678	
SHEETS CORRUGATED AND PEBBLED	CWT				5134
100 U KINGDOM			416	4363	
400 U STATES	6856	59010	22580	199579	
	6856	59010	22996	203942	
SHEETS COATED WITH PAINT TAR	CWT				5135
100 U KINGDOM	210	2508	1084	12471	

IMPORTS INTO CANADA FOR CONSUMPTION

Articles and Countries from which Imported	MONTH OF APRIL 1957		FOUR MONTHS ENDED APRIL 1957		Class Number
	Quantities	Values (\$)	Quantities	Values (\$)	
335 GERMANY W	50	623	96	1205	
387 VENEZUELA			1599	16263	
400 U STATES	26540	287802	115569	1188006	
	26800	290933	118348	1217945	
SHEETS COATED WITH ENAMEL	CWT				5136
400 U STATES	18	701	150	5465	
	18	701	150	5465	
SHEETS COATED WITH TIN	CWT				5137
100 U KINGDOM	23396	212628	75711	693528	
400 U STATES	2983	26621	14325	135864	
	26379	239249	90036	829392	
SHEETS COATED WITH METAL N O P	CWT				5139
335 GERMANY W	173	3627	887	17349	
400 U STATES	1914	51372	10479	252425	
	2087	54999	11366	269774	
SHEETS COATED WITH ZINC N O P	CWT				5140
100 U KINGDOM	770	6026	2306	19171	
306 BELGIUM			127	1426	
347 JAPAN			44	611	
387 VENEZUELA			110	2089	
400 U STATES	5515	68013	35998	392629	
	6285	74039	38585	415926	
SHEETS FOR COATING WITH METALS	CWT				5141
SHEETS SHAPED FOR AGRIC IMPL	CWT				5142
400 U STATES	939	17970	5565	95953	
	939	17970	5565	95953	
SHEETS FOR MFR BUCKLE CLASPS	CWT				5143
100 U KINGDOM	76	4328	220	5723	
400 U STATES	287	4774	3495	57249	
	363	9102	3715	62972	
SHEETS COLD ROLLED FOR HINGES	CWT				5144
400 U STATES	408	7290	1358	19801	
	408	7290	1358	19801	
SHEETS FOR MFR OF SADDLERY	CWT				5145
SHEETS TEMPERED FOR SAWS	CWT				5146
100 U KINGDDM	343	7130	415	10262	
375 SWEDEN	133	7758	512	29126	
400 U STATES	169	9994	601	32675	
	645	24882	1528	72063	
SHEETS NOT TEMPERED FOR SAWS	CWT				5147
100 U KINGDOM			438	9892	
335 GERMANY W			49	7756	
375 SWEDEN	116	6186	1099	26423	
400 U STATES	1937	65841	11005	388519	
	2053	72027	12591	432590	
SHEETS COLD ROLLED FOR PIPE	CWT				5148
400 U STATES	1102	6949	27894	169309	
	1102	6949	27894	169309	
SKELP 14 INS OR LESS FOR PIPE	CWT				5149
335 GERMANY W	24961	124386	24961	124386	
400 U STATES	141944	735851	768410	3905157	
	166905	860237	793371	4029543	
SKELP OVER 14 INS FOR PIPE	CWT				5150
400 U STATES	379481	2244044	1420563	8261090	
	379481	2244044	1420563	8261090	
HOT R STRIP FOR MOTOR VEHICLES	CWT				5151
400 U STATES	489	4238	1720	13259	
	489	4238	1720	13259	
WROUGHT OR PUDDLED IRON BILLET	CWT				5152
HOOP STRIP BESSEMER FOR HINGES	CWT				5153
400 U STATES			1574	5828	
			1574	5828	
PLATES 78 INCHES AND OVER	CWT				5154
400 U STATES	694	3348	6025	28846	
	694	3348	6025	28846	
SHEETS COATED LEAD AND TIN	CWT				5157
400 U STATES	4691	38443	39769	337032	
	4691	38443	39769	337032	
ANGLES BEAMS 35 LBS OR OVER	CWT				5161
100 U KINGDOM	21506	139287	88814	543582	
306 BELGIUM	159196	1053989	280416	1834590	
327 FRANCE	74167	488658	95216	624710	
335 GERMANY W	27834	181110	63014	419701	
400 U STATES	556991	3402237	2057136	12784406	
	839694	5265281	2584596	16206989	
ANGLES BEAMS N D P	CWT				5162
100 U KINGDOM	7388	47987	42662	250331	
306 BELGIUM	289663	1624032	443094	2441809	
312 CHILE			3267	17345	
327 FRANCE	104961	555456	170665	909578	
335 GERMANY W	8016	40172	8147	41135	
359 NORWAY	25302	147258	29952	177335	
375 SWEDEN			20	1203	
400 U STATES	133078	889100	691769	4497883	
	568408	3304005	1389576	8336619	
ANGLES DRILLED	CWT				5163
100 U KINGDOM			4841	34045	
306 BELGIUM	292	2107	1214	8010	
335 GERMANY W	241	3001	472	5878	
344 ITALY			9369	91820	
400 U STATES	5151	50070	23000	248858	
	5684	55178	38896	388611	

IMPORTS INTO CANADA FOR CONSUMPTION

Articles and Countries from which Imported	MONTH OF APRIL 1957		FOUR MONTHS ENDED APRIL 1957		Class Number
	Quantities	Values (\$)	Quantities	Values (\$)	
BEAMS UNDER 5 1 HALF LB PER YD 400 U STATES	CWT 15025	97333	53577	338642	5164
MASTS ANGLES PLATES FOR SHIPS	CWT 2066	15644	29739	209043	5165
100 U KINGDOM			10224	100811	
306 BELGIUM			3486	24043	
312 CHILE	3486	24043	3066	18874	
335 GERMANY W			69009	560783	
347 JAPAN	22605	183429	265062	1650871	
400 U STATES	63740	438779	380586	2564425	
SASH OR CASEMENT SECTIONS	CWT 2558	15817	4690	29524	5166
100 U KINGDOM			110	791	
306 BELGIUM			17758	164304	
400 U STATES	4414	46137	22558	194619	
SHAPES 35 LBS PER YARD OR OVER	CWT 2190	13825	10696	68843	5167
100 U KINGDOM			39351	244111	
306 BELGIUM	28939	184090	9097	59171	
327 FRANCE	7444	48832	345	2154	
335 GERMANY W	213	1321	18882	122610	
359 NORWAY	12209	75953	71550	476879	
400 U STATES	15111	97993	149921	973768	
PIPE CAST 5 CTS PER LB OR LESS	CWT 69576	259251	132522	515816	5181
100 U KINGDOM			141	659	
335 GERMANY W	141	659	37	82	
400 U STATES	69717	259910	132700	516557	
PIPE CAST N O P	CWT 1895	11175	12071	74677	5182
100 U KINGDOM			432	3011	
335 GERMANY W	70	508	6869	179485	
400 U STATES	2129	57779	19372	257173	
PIPE TUBES FOR BOILERS	CWT 9215	108340	26186	308685	5183
100 U KINGDOM			434	32485	
375 SWEDEN	65	3334	65280	1407182	
400 U STATES	21741	411549	91900	1748352	
PIPE WROUGHT 2 ONE HALF INCHES	CWT 35	890	84	2559	5185
335 GERMANY W			1727	23882	
400 U STATES	888	11804	1811	26441	
PIPE SEAMLESS 5 CTS PER LB N O P	CWT 5665	128708	17619	421823	5186
100 U KINGDOM			3045	84346	
375 SWEDEN	45	5594	86654	2047459	
400 U STATES	17312	426026	107318	2553628	
PIPE WROUGHT OVER 10 1 HALF IN	CWT 114454	754055	613563	3845333	5187
100 U KINGDOM			926	17977	
335 GERMANY W	926	17977	147	3797	
344 ITALY			2531209	21158704	
400 U STATES	747757	6470904	3145845	25025811	
PIPE WROUGHT LESS 10 1 HALF IN	CWT 47436	402130	101931	890217	5188
100 U KINGDOM			488	4112	
306 BELGIUM	469	3855	951	5927	
327 FRANCE	146	995	8449	133754	
335 GERMANY W	5225	64360	2	189	
375 SWEDEN			192910	2384465	
400 U STATES	36923	477607	304731	3418664	
TUBES WROUGHT COATED HALF INCH	CWT 33	2162	33	2162	5190
100 U KINGDOM			2772	134558	
400 U STATES	1026	48819	2805	136720	
PIPE WROUGHT N O P	CWT 5	104	83	5381	5191
100 U KINGDOM			1061	12359	
305 AUSTRIA	811	9347	2566	22990	
306 BELGIUM			1210	10977	
335 GERMANY W	2	78	5	383	
376 SWITZRLND	1	63	150582	1081170	
400 U STATES	30053	304299	155507	1133260	
PIPE FITTINGS COUPLINGS N O P					5192
100 U KINGDOM		27669		144069	
335 GERMANY W		1275		12914	
347 JAPAN		14516		48435	
400 U STATES		698169		2593347	
PIPE SEAMLESS COLD DR POLISHED	CWT 41	5423	478	17136	5193
100 U KINGDOM			112	14656	
400 U STATES	41	5423	590	31792	
TUBING STEEL FOR FISHING ROOS	CWT				5194
CASING GAS WATER OR OIL WELL	CWT 41566	391419	139365	1326618	5195
100 U KINGDOM			9362	72922	
234 AUSTRALIA			28874	296974	
306 BELGIUM	4481	42477	30872	357161	
317 CZECHO S	12710	150249	41338	478641	
327 FRANCE	14078	145440	85612	908249	
335 GERMANY W	23563	275413	66225	610140	
344 ITALY	11589	114266	282698	2876894	
347 JAPAN	81784	874831	869074	9037142	
400 U STATES	263859	2823636	1553480	15964748	
	453630	4817731			

IMPORTS INTO CANADA FOR CONSUMPTION

Articles and Countries from which Imported	MONTH OF APRIL 1957		FOUR MONTHS ENDED APRIL 1957		Class Number
	Quantities	Values (\$)	Quantities	Values (\$)	
PIPE FITTINGS WELDING TYPE					5196
100 U KINGDOM		55103		121771	
335 GERMANY W		20864		52511	
347 JAPAN				3205	
400 U STATES		278855		1138798	
		354822		1316285	
PIPE FOR WELDING TYPE FITTINGS	CWT				5197
400 U STATES	3923	93552	14228	319954	
	3923	93552	14228	319954	
WIRE BARBED FENCING	CWT				5201
100 U KINGDOM	13646	109587	28290	225178	
306 BELGIUM	1172	7950	3418	23108	
327 FRANCE	1540	9384	1540	9384	
335 GERMANY W	12181	80820	17143	112356	
400 U STATES	36	188	62	336	
	28575	207929	50453	370362	
WIRE FLAT QUARTER INCH OR LESS	CWT				5203
100 U KINGDOM	488	5211	712	8460	
306 BELGIUM			101	1396	
400 U STATES	38	1260	2085	33765	
	526	6471	2898	43621	
WIRE ZINC COATED	CWT				5204
100 U KINGDOM	3233	26161	11894	102604	
306 BELGIUM	1067	7438	1912	13164	
327 FRANCE			210	1177	
335 GERMANY W	31	181	46	295	
400 U STATES	2920	45676	9344	168126	
	7251	79456	23406	285366	
WIRE COATED NOP OR COVERED	CWT				5205
100 U KINGDOM	94	1812	766	22921	
335 GERMANY W	39	437	83	1615	
347 JAPAN	2	78	11	227	
400 U STATES	626	39422	2963	120595	
	761	41749	3823	145358	
WIRE ROPE FOR RIGGING SHIPS	CWT				5206
347 JAPAN			97	2483	
			97	2483	
WIRE ROPE CABLE NOP IRON STEEL	CWT				5207
100 U KINGDOM	3651	79627	10583	238813	
306 BELGIUM	1381	17196	1704	20588	
318 DENMARK			70	3156	
335 GERMANY W	2357	29857	4037	56615	
347 JAPAN			360	3703	
354 NETHRLNDS	1485	25735	2486	44246	
359 NORWAY			8	195	
375 SWEDEN	77	1459	208	4637	
400 U STATES	776	41880	3891	179702	
	9727	195754	23347	551655	
WIRE STEEL FOR UPHOL SPRINGS	CWT				5208
400 U STATES	868	8218	4638	45611	
	868	8218	4638	45611	
WIRE STEEL FOR CORSET STEELS	CWT				5209
100 U KINGDOM	230	9017	300	11795	
400 U STATES	20	1585	267	16076	
	250	10602	567	27871	
WIRE STEEL FOR MFR WIRE ROPE	CWT				5210
100 U KINGDOM	36182	416270	117946	1341766	
335 GERMANY W	1424	15356	3148	32500	
354 NETHRLNDS			400	3569	
400 U STATES	7075	100873	19722	292953	
	44681	532499	141216	1670788	
WIRE ROPE STEEL COMM L FISHING					5211
100 U KINGDOM		13645		94379	
306 BELGIUM		1677		1677	
318 DENMARK		1070		1070	
347 JAPAN		2851		2851	
400 U STATES		1563		4284	
		20806		104261	
WIRE STEEL FOR CARD CLOTHING	CWT				5212
100 U KINGDOM	22	791	29	1047	
	22	791	29	1047	
WIRE ROPE CABLE STEEL USED	CWT				5213
100 U KINGDOM	400	939	1281	2618	
400 U STATES	3590	12552	6915	26671	
	3990	13491	8196	29289	
WIRE OF IRON OR STEEL N O P	CWT				5214
100 U KINGDOM	6444	41616	10887	95466	
306 BELGIUM	496	3773	2738	20004	
312 CHILE	1200	10354	1200	10354	
318 DENMARK	3	74	3	74	
327 FRANCE	4700	24918	6715	35227	
335 GERMANY W	2853	15741	3495	22819	
344 ITALY			401	5103	
375 SWEDEN	53	1505	73	3426	
400 U STATES	5515	142303	35892	656971	
	21264	240484	61404	849444	
WIRE FENCING NOT LESS 080 INCH					5215
100 U KINGDOM		19475		43330	
335 GERMANY W		11349		18745	
400 U STATES		4615		14449	
		35439		76524	
WIRE FENCING WOVEN N O P					5216
100 U KINGDOM		2976		6730	
305 AUSTRIA		9287		20866	
306 BELGIUM		171		171	
335 GERMANY W		3069		4299	

IMPORTS INTO CANADA FOR CONSUMPTION

87

Articles and Countries from which Imported	MONTH OF APRIL 1957		FOUR MONTHS ENDED APRIL 1957		Class Number
	Quantities	Values (\$)	Quantities	Values (\$)	
400 U STATES		9808		16667	
WIRE NETTING FOR FUR FARMS		25311		48733	5217
100 U KINGDOM				327	
306 BELGIUM				8625	
400 U STATES				23912	
WIRE SCREENS DOORS WINDOWS				32864	5218
100 U KINGDOM		18375		43670	
335 GERMANY W				291	
400 U STATES		4630		23123	
WIRE MESH IN ACETATE FILM		23005		67084	5219
100 U KINGDOM		3343		10212	
400 U STATES		1056		4767	
WIRE CLOTH OR SCREEN OF IRON		4399		14979	5220
100 U KINGDOM		539		2715	
327 FRANCE				587	
335 GERMANY W		7970		16806	
347 JAPAN		14357		164642	
354 NETHRLNDS		1386		1386	
400 U STATES		26477		137108	
WIRE NETTING OF IRON OR STEEL		50729		323244	5221
100 U KINGDOM		17740		48419	
306 BELGIUM		1665		10692	
335 GERMANY W		15934		19110	
400 U STATES		5789		18811	
WIRE RUSTPROOF FOR FISHING		41128		97032	5222
100 U KINGDOM				1020	
400 U STATES		2544		10709	
WIRE ROPE FOR WELL DRILLING		2544		11729	5223
335 GERMANY W				10194	
400 U STATES		2121		34821	
WELDED WIRE FABRIC REINFORCING	CWT	2121		45015	5224
100 U KINGDOM	583	6932	1302	16447	
306 BELGIUM	1257	8284	2752	17922	
400 U STATES	1467	22382	6470	90093	
CABLE CHAIN FOR SHIPS	CWT	3307	10524	124462	5231
100 U KINGDOM	211	2615	1588	22166	
400 U STATES	1350	6671	1846	20057	
COIL CHAIN 9 EIGHTHS AND OVER	CWT	1561	3434	42223	5232
100 U KINGDOM	1803	12643	3262	26736	
400 U STATES	469	10720	1373	37086	
COIL CHAIN UNDER 9 EIGHTHS IN	CWT	2272	4635	63822	5233
100 U KINGDOM	608	17424	2440	32221	
306 BELGIUM			402	4480	
335 GERMANY W	606	7742	796	10346	
347 JAPAN	10	135	10	135	
354 NETHRLNDS			16	313	
400 U STATES	292	8750	2567	69404	
SPROCKET CHAIN FOR AGRIC IMPL		1516	6231	116899	5234
100 U KINGDOM				1689	
335 GERMANY W		52640		161904	
400 U STATES		114995		382655	
SILENT CHAIN ROLLER CHAIN		167635		546248	5235
100 U KINGDOM		44678		141575	
317 CZECHO S		476		749	
335 GERMANY W		13291		51695	
347 JAPAN		8017		25056	
400 U STATES		137272		574943	
CHAINS N O P		203734		794018	5236
100 U KINGDOM		5543		26420	
335 GERMANY W		891		5954	
344 ITALY		80		227	
381 ALASKA				290	
400 U STATES		79994		404231	
DIESEL ENGINE PARTS N O P		86508		437122	5240
100 U KINGDOM		168764		535423	
234 AUSTRALIA				67	
318 DENMARK		4745		10777	
327 FRANCE		967		6781	
335 GERMANY W		7013		13451	
344 ITALY				2976	
354 NETHRLNDS		10148		12542	
359 NORWAY				607	
375 SWEDEN		9288		14582	
376 SWITZRLMD		3668		6253	
400 U STATES		134960		5460828	
AUTOMOBILE ENGINES AND PARTS	NO	1546253		6064287	5242
100 U KINGDOM		28345	14	174809	
335 GERMANY W		42787	130	112840	
400 U STATES	1404	1076522	3621	4291908	
	1404	1147654	3765	4579557	

IMPORTS INTO CANADA FOR CONSUMPTION

Articles and Countries from which Imported	MONTH OF APRIL 1957		FOUR MONTHS ENDED APRIL 1957		Class Number
	Quantities	Values (\$)	Quantities	Values (\$)	
ENGINES GAS MARINE AND PARTS	NO				5244
100 U KINGDOM	4	2364	14	34850	
335 GERMANY W				309	
354 NETHRLNDS		59		59	
359 NORWAY		827		827	
400 U STATES					
	107	106174	397	408394	
	111	109424	411	444439	
ENGINES MOTOR TRUCK AND PARTS	NO				5245
100 U KINGDOM	61	138183	173	365383	
335 GERMANY W	50	11635	190	39543	
400 U STATES	898	926568	4461	3926790	
	1009	1076386	4824	4331716	
ENGINES FISHING BOAT AND PARTS	NO				5246
400 U STATES	16	14969	51	38907	
	16	14969	51	38907	
PARTS OF AIRCRAFT ENGINES					5248
100 U KINGDOM		479683		1852799	
381 ALASKA				192	
400 U STATES		1354270		6366896	
		1833953		8219887	
ENGINES UP TO 1 AND 1 HALF H P	NO				5251
100 U KINGDOM			6	135	
400 U STATES	7	858	2682	69478	
	7	858	2682	69613	
ENGINES GAS N O P AND PARTS	NO				5252
100 U KINGDOM	6	6073	16	17684	
305 AUSTRIA			1	480	
327 FRANCE	1	134	1	134	
335 GERMANY W				50	
400 U STATES					
	13675	1744242	60684	6696617	
	13682	1750449	60702	6714965	
ENGINES STEAM N O P AND PARTS	NO				5253
100 U KINGDOM		7807		15905	
400 U STATES	33	135795	90	354308	
	33	143602	90	370213	
FIRE ENGINES MACHINES AND PTS	NO				5254
100 U KINGDOM	2	39008	2	39403	
335 GERMANY W			3	2006	
400 U STATES	29	36357	145	249579	
	31	75365	150	290988	
LOCOMOTIVES RAILWAY N O P	NO				5255
400 U STATES	5	42767	7	54767	
	5	42767	7	54767	
LOCOMOTIVE CHASSIS TOPS WHEELS					5256
100 U KINGDOM		133		33326	
400 U STATES		386717		1602703	
		386850		1636029	
LOCOMOTIVES SAWMILL MINING	NO				5257
100 U KINGDOM	4	27081	21	224978	
335 GERMANY W				56	
400 U STATES	16	396405	64	1411443	
	22	423486	85	1636477	
ENGINES AIRCRAFT UP TO 200 HP	NO				5258
400 U STATES	37	29738	98	96140	
	37	29738	98	96140	
ENGINES AIRCRAFT 201 TO 500 HP	NO				5259
100 U KINGDOM	1	5356	1	5356	
400 U STATES	26	78929	91	258673	
	27	84285	92	264029	
ENGINES AIRCRAFT 501 TO 1000HP	NO				5260
400 U STATES	12	72603	56	251284	
	12	72603	56	251284	
ENGINES AIRCRAFT OVER 1000 HP	NO				5261
100 U KINGDOM	11	234711	41	1163245	
318 DENMARK			1	18730	
400 U STATES	54	1020711	158	5470414	
	65	1255422	200	6652389	
ENGINES MARINE DIESEL	NO				5265
100 U KINGDOM	74	70114	110	164376	
318 DENMARK	1	25152	3	89420	
335 GERMANY W	1	786	1	786	
375 SWEDEN			7	12035	
400 U STATES	101	627358	261	1487409	
	177	723410	382	1754026	
ENGINES MOTOR VEHICLE DIESEL	NO				5266
100 U KINGDOM	4	1642	10	8067	
335 GERMANY W	1	398	4	2527	
400 U STATES	38	81650	150	312254	
	43	83690	164	322848	
ENGINES LOCOMOTIVE DIESEL	NO				5267
400 U STATES	21	543739	125	3539245	
	21	543739	125	3539245	
ENGINES DIESEL SEMI DIESEL NOP	NO				5268
100 U KINGDOM	185	178263	845	734980	
327 FRANCE	1	2299	1	2299	
335 GERMANY W	2	11931	12	34666	
400 U STATES	195	718654	763	4031356	
	383	911147	1621	4803301	
POWER BOILERS					5274
400 U STATES		165171		620866	
		165171		620866	
POWER BOILER PARTS					5275
100 U KINGDOM		5348		12658	
400 U STATES		93290		545876	
		98638		558534	

IMPORTS INTO CANADA FOR CONSUMPTION

Articles and Countries from which Imported	MONTH OF APRIL 1957		FOUR MONTHS ENDED APRIL 1957		Class Number
	Quantities	Values (\$)	Quantities	Values (\$)	
OUTBOARD MOTORS					
100 U KINGDOM	NO	33 2565	73	5605	5280
400 U STATES		2277 412635	5247	999260	
		2310 415200	5320	1004865	
OUTBOARD MOTOR PARTS					
400 U STATES		371368		1579584	5283
		371368		1579584	
CREAM SEPARATOR PARTS					
318 DENMARK		806		866	5290
326 FINLAND				4378	
335 GERMANY W		913		1476	
375 SWEDEN		811		7203	
400 U STATES		10504		25465	
		13034		39388	
CREAM SEPARATORS					
318 DENMARK	NO	4 5932	6	8902	5292
326 FINLAND			2	3638	
335 GERMANY W		132 12036	422	43907	
375 SWEDEN		757 50337	2566	185479	
400 U STATES		210 46445	1197	321944	
		1103 114750	4193	563870	
MILK CLARIFIERS AND PARTS					
375 SWEDEN				3732	5293
400 U STATES		4740		19258	
		4740		22990	
MILKING MACHINES AND PARTS					
100 U KINGDOM		696		2088	5294
375 SWEDEN				766	
400 U STATES		185663		583223	
		186359		586077	
PASTEURIZERS DAIRY AND PARTS					
100 U KINGDOM	NO	6157	8	37695	5295
335 GERMANY W				120	
375 SWEDEN		1543		30121	
400 U STATES		53 29537	134	115746	
		53 37237	142	183682	
POWER DAIRY MACHINERY					
100 U KINGDOM		6378		36290	5296
318 DENMARK				1750	
327 FRANCE		447		23270	
335 GERMANY W				7459	
375 SWEDEN		2532		34703	
376 SWITZRLND				8435	
400 U STATES		369881		718033	
		379238		829940	
FORKS PRONGED					
100 U KINGDOM	DOZ	70 892	70	892	5301
335 GERMANY W		248 2365	647	5946	
347 JAPAN		6 68	344	4228	
400 U STATES		80 2131	821	16698	
		404 5456	1882	27764	
HARVESTERS AND PARTS					
100 U KINGDOM	NO			1531	5302
400 U STATES		333 403881	621	1377241	
		333 403881	621	1378772	
HAY LOADERS AND PARTS					
400 U STATES	NO				5303
		96 15547	149	39683	
		96 15547	149	39683	
HAY TEDDERS AND PARTS					
400 U STATES	NO			208	5304
				208	
MOWING MACHINES AND PARTS					
100 U KINGDOM	NO	55	1	2934	5305
335 GERMANY W		4 810	4	810	
400 U STATES		2128 462894	4166	1110513	
		2132 463759	4171	1114257	
POTATO DIGGERS PLANTERS PARTS					
100 U KINGDOM	NO	2 699	3	812	5306
400 U STATES		122 53122	361	218096	
		124 53821	364	218908	
RAKES HORSE OR POWER AND PARTS					
100 U KINGDOM	NO	1077		1077	5307
400 U STATES		1726 470365	5375	1505257	
		1726 471442	5375	1506334	
RAKES N O P					
100 U KINGDOM	DOZ	55 302	150	626	5308
335 GERMANY W		506 2967	806	3986	
347 JAPAN		2377 3168	5966	11743	
400 U STATES		700 8199	7689	62438	
		3638 14636	14611	78793	
SCYTHES					
100 U KINGDOM	DOZ	217 3020	309	4338	5310
305 AUSTRIA		181 2593	526	9418	
375 SWEDEN		17 242	17	242	
400 U STATES		70 1085	976	12856	
		485 6940	1828	26854	
SICKLES OR REAPING HOOKS					
100 U KINGDOM	DOZ	64 322	82	389	5311
400 U STATES		42 310	452	3512	
		106 632	534	3901	
CULTIVATORS SCUFFLERS AND PTS					
100 U KINGDOM		797		3162	5321
335 GERMANY W		97		97	
347 JAPAN				1884	
375 SWEDEN				925	
400 U STATES		552931		1770065	
		553825		1776135	

IMPORTS INTO CANADA FOR CONSUMPTION

Articles and Countries from which Imported	MONTH OF APRIL 1957		FOUR MONTHS ENDED APRIL 1957		Class Number
	Quantities	Values (\$)	Quantities	Values (\$)	
DRILLS SEED SEEDERS AND PARTS 100 U KINGDOM 400 U STATES		975 419072		1951 957115	5322
		480047		959066	
HARROWS DISC AND PARTS 100 U KINGDOM 400 U STATES		165330 165330		348 464018 464366	5323
HARROWS AND PARTS N O P 100 U KINGDOM 400 U STATES		6220 119921 126141		23105 338076 361181	5324
HOES 100 U KINGDOM 347 JAPAN 354 NETHRLNDS 400 U STATES	DOZ 24 12 7 27 70	121 83 188 332 724	24 179 7 1526 1736	121 1339 188 17414 19062	5325
PLOUGHS DISC AND PARTS 100 U KINGDOM 400 U STATES		70361 70361		8158 301598 309756	5326
PLOUGHS AND PARTS N O P 100 U KINGDOM 400 U STATES		17543 313684 331227		28741 666741 695482	5327
ROLLERS FARM OR LAWN AND PARTS 400 U STATES	NO 78 78	11352 11352	2173 2173	45075 45075	5328
FANNING MILL PEAVINERS AND PTS 400 U STATES	NO 95 95	88111 88111	266 266	145083 145083	5331
HARVESTER COMBINES AND PARTS 100 U KINGDOM 400 U STATES	NO 313 313	3589 1914937 1918526	638 638	16018 5517227 5533245	5332
THRESHING MACHINE SEPARATORS 400 U STATES	NO 12 12	7153 7153	20 20	10901 10901	5333
THRESHING MACHINE PARTS 400 U STATES		77471 77471		230774 230774	5334
ELECT GENERATORS FARM AND PTS 100 U KINGDOM 400 U STATES		4532 4532		5520 12639 18159	5342
FODDER FEED CUTTERS AND PARTS 400 U STATES	NO 19 19	17063 17063	88 88	101772 101772	5343
FRUIT VEGETABLE GRADING MACH 100 U KINGDOM 335 GERMANY W 354 NETHRLNDS 400 U STATES		258 136 30525 30919		577 586 148566 149812	5344
GRAIN HAY GRINDERS AND PARTS 400 U STATES	NO 85 85	26651 26651	417 417	121306 121306	5345
HAY PRESSES AND PARTS 100 U KINGDOM 335 GERMANY W 400 U STATES	NO 1257 1257	30109 13497 1587196 1630802	4141 4141	89393 13497 5567533 5670423	5346
MANURE SPREADERS AND PARTS 400 U STATES	NO 1009 1009	309751 309751	2754 2754	858468 858468	5350
POST HOLE DIGGERS AND PARTS 400 U STATES	NO 936 936	25041 25041	2567 2567	42081 42081	5352
SPADES AND SHOVELS N O P 100 U KINGDOM 231 HONG KONG 335 GERMANY W 347 JAPAN 400 U STATES	DOZ 911 25 9 221 44 1210	10252 69 146 2350 1206 14023	2469 25 60 1132 1199 4885	28375 69 931 11664 17369 58408	5353
SPRAYING AND DUSTING MACHINES 100 U KINGDOM 327 FRANCE 335 GERMANY W 400 U STATES		8051 918 297626 306595		8302 2124 918 829812 841156	5354
STUMPING MACHINES AND PARTS	NO				5355
TRACTIDN DITCHING MACH AND PTS 400 U STATES	NO 16 16	153925 153925	33 33	372748 372748	5356
TRACTORS INTERNAL COMBUSTION 100 U KINGDOM 335 GERMANY W 400 U STATES	NO 348 8 5138 5494	868262 13351 13473036 14354649	849 28 15120 15997	1559119 80486 41625707 43265312	5357
TRACTOR PARTS AND ACCESSORIES 100 U KINGDOM 327 FRANCE 335 GERMANY W		75741 253 7239		219893 885 20808	5358

IMPORTS INTO CANADA FOR CONSUMPTION

Articles and Countries from which Imported	MONTH OF APRIL 1957		FOUR MONTHS ENDED APRIL 1957		Class Number
	Quantities	Values (\$)	Quantities	Values (\$)	
347 JAPAN		32693		32693	
354 NETHRLNDS		566		566	
381 ALASKA		23350		23507	
407 U STATES		4415495		16810116	
		4555337		17108468	
WINDMILLS AND PARTS					5361
400 U STATES		298		1375	
		298		1375	
PRUNING HOOKS SHEARS DEHORNERS					5362
100 U KINGDOM		7056		12772	
335 GERMANY W		1098		4858	
344 ITALY		3076		13573	
400 U STATES		13687		51807	
		24917		83010	
AGRIC IMPLEMENTS NOP AND PARTS					5363
100 U KINGDOM		17527		39001	
335 GERMANY W		4249		5175	
347 JAPAN		4757		5915	
375 SWEDEN		50		2206	
400 U STATES		1304747		3946246	
		1331330		3992243	
KNIVES AND FORKS TABLE					5371
100 U KINGDOM		24758		57610	
215 INDIA				65	
305 AUSTRIA		245		1493	
318 DENMARK		705		2264	
327 FRANCE		638		4282	
335 GERMANY W		27077		41696	
344 ITALY		364		1780	
347 JAPAN		49875		201671	
354 NETHRLNDS		14876		14961	
375 SWEDEN				392	
376 SWITZRLND				733	
400 U STATES		18814		53825	
		137352		380772	
POCKET KNIVES					5372
100 U KINGDOM		13871		51529	
327 FRANCE		1497		1727	
335 GERMANY W		28374		68744	
344 ITALY		1428		1763	
347 JAPAN		3765		13465	
375 SWEDEN		242		887	
376 SWITZRLND		415		1184	
400 U STATES		10345		49023	
		59937		188322	
RAZORS N O P AND PARTS					5373
100 U KINGDOM		14856		21279	
335 GERMANY W		2092		4961	
400 U STATES		21647		90606	
		38595		116846	
SAFETY RAZOR BLADES					5374
100 U KINGDOM	DOZ	6667	25909	4041	
335 GERMANY W		35073	61823	3408	
360 ISRAEL		50000	50000	1464	
375 SWEDEN			250	55	
400 U STATES		100337	471935	35617	
		192077	609917	44585	
SCISSORS AND SHEARS N O P					5375
100 U KINGDOM		14407		54660	
216 PAKISTAN				326	
327 FRANCE				684	
335 GERMANY W		70344		199818	
344 ITALY		3065		5788	
347 JAPAN		2502		10656	
400 U STATES		43034		168708	
		133352		440640	
OTHER KNIVES N O P					5376
100 U KINGDOM		10076		31799	
215 INDIA		135		135	
318 DENMARK		95		95	
326 FINLAND		69		69	
327 FRANCE		1372		1560	
335 GERMANY W		12548		35062	
344 ITALY				748	
347 JAPAN		4460		12021	
359 NORWAY		102		102	
375 SWEDEN		3345		5690	
376 SWITZRLND				609	
400 U STATES		9163		38446	
		41365		126336	
SPOONS					5377
100 U KINGDOM		429		4955	
305 AUSTRIA		155		1368	
318 DENMARK		104		906	
335 GERMANY W		1675		3080	
344 ITALY		659		2356	
347 JAPAN		22312		89928	
354 NETHRLNDS		123		7971	
375 SWEDEN				328	
400 U STATES		5518		26803	
		30975		137695	
KNIVES BUTCHER AND KITCHEN					5378
100 U KINGDOM		16330		53755	
231 HONG KONG				193	
327 FRANCE		1388		6264	
335 GERMANY W		8075		31971	

IMPORTS INTO CANADA FOR CONSUMPTION

Articles and Countries from which Imported	MONTH OF APRIL 1957		FOUR MONTHS ENDED APRIL 1957		Class Number
	Quantities	Values (\$)	Quantities	Values (\$)	
347 JAPAN		1263		2098	
354 NETHRLNDS		52		105	
375 SWEDEN				299	
376 SWITZRLND		598		1531	
400 U STATES		10356		42727	
		38062		139013	
HINGES AND BUTTS	LB				5381
100 U KINGDOM	69650	13406	130973	27730	
306 BELGIUM	18134	4117	21841	4995	
327 FRANCE	902	246	902	246	
335 GERMANY W	117200	25812	195126	44338	
347 JAPAN	1968	849	76224	18283	
375 SWEDEN	6914	2010	20538	5827	
400 U STATES	95282	52409	314199	202227	
	310050	98849	759803	303646	
CUT NAILS	CWT				5391
100 U KINGDOM			66	672	
400 U STATES	181	7424	1089	32404	
	181	7424	1155	33076	
RAILWAY SPIKES AND SPIKES NOP	CWT				5392
100 U KINGDOM			15	100	
400 U STATES	68	714	213	2270	
	68	714	228	2370	
TACKS ALL KINDS N O P	LB				5393
100 U KINGDOM	4391	1225	4518	1281	
335 GERMANY W	2732	802	6898	2206	
400 U STATES	745	366	6222	3528	
	7868	2393	17638	7015	
WIRE NAILS OVER ONE INCH	CWT				5394
100 U KINGDOM	37186	256363	63889	439429	
306 BELGIUM	3000	20378	3140	21422	
317 CZECHO S	3000	20030	3000	20030	
335 GERMANY W	500	3331	3124	22283	
347 JAPAN	200	2342	1870	19014	
354 NETHRLNDS			752	4568	
400 U STATES	1134	22631	5353	83127	
	45020	325075	81128	609873	
NAILS AND BRADS N O P	LB				5395
100 U KINGDOM	6500	514	34873	6744	
335 GERMANY W	1696	780	9638	3191	
375 SWEDEN	1900	509	2900	748	
400 U STATES	18847	6809	83435	26872	
	28943	8612	130846	37562	
HAND SEWING NEEDLES					5400
100 U KINGDOM		3589		10114	
231 HONG KONG		122		122	
335 GERMANY W		425		1461	
347 JAPAN		490		623	
400 U STATES		694		1379	
		5320		13699	
SPRING BEARD AND LATCH NEEDLES	M				5401
100 U KINGDOM	190	8747	478	21883	
317 CZECHO S			15	525	
327 FRANCE	4	108	48	1960	
335 GERMANY W	30	696	82	1571	
376 SWITZRLND	3	227	4	288	
400 U STATES	229	11261	1082	42055	
	456	21039	1709	68282	
NEEDLES N O P					5402
100 U KINGDOM		12252		60157	
231 HONG KONG		101		101	
306 BELGIUM		2175		6431	
317 CZECHO S		710		790	
327 FRANCE				286	
335 GERMANY W		5715		23398	
344 ITALY		1570		4668	
347 JAPAN		170		1840	
354 NETHRLNDS		941		1929	
376 SWITZRLND				140	
400 U STATES		39614		120806	
		63248		220546	
PINS N O P	LB				5403
100 U KINGDOM	41833	29387	133537	89431	
317 CZECHO S	365	119	365	119	
327 FRANCE	39	491	39	491	
335 GERMANY W	185	72	3488	2383	
344 ITALY	20	80	20	80	
347 JAPAN	590	464	1000	822	
400 U STATES	6671	11107	25667	34933	
	49703	41720	164116	128259	
PINS FOR MARKING SYSTEMS	LB				5404
100 U KINGDOM	20	204	20	204	
400 U STATES	1957	3313	9517	15243	
	1977	3517	9537	15447	
NUTS AND BOLTS WASHERS RIVETS	LB				5411
100 U KINGDOM	1197354	216796	2097270	383082	
306 BELGIUM	114611	13725	161731	19190	
327 FRANCE	129192	17145	210040	29297	
335 GERMANY W	41634	16971	70988	28424	
344 ITALY	20561	3237	148814	17318	
347 JAPAN	126	66	37743	8547	
354 NETHRLNDS	111424	21906	185328	35304	
375 SWEDEN	36725	8901	95380	24675	
376 SWITZRLND			30	61	
400 U STATES	1148866	497791	4930510	2072971	
	2800493	796538	7937834	2618869	

IMPORTS INTO CANADA FOR CONSUMPTION

94

Articles and Countries from which Imported	MONTH OF APRIL 1957		FOUR MONTHS ENDED APRIL 1957		Class Number
	Quantities	Values (\$)	Quantities	Values (\$)	
318 DENMARK				259	
327 FRANCE		165		611	
335 GERMANY W		2314		9893	
344 ITALY		135		1931	
347 JAPAN		692		11662	
375 SWEDEN		104		935	
376 SWITZRLND		130		2020	
400 U STATES		89370		252790	
		127312		430283	
CLOTHES DRYERS DOMESTIC ELECTR	NO				5448
400 U STATES	1119	136778	5334	972306	
	1119	136778	5334	972306	
WATER PUMPS DOMESTIC	NO				5449
100 U KINGDOM	382	4984	840	9217	
317 CZECHO S	415	1757	415	1757	
400 U STATES	132	7227	344	20957	
	929	13968	1599	31931	
WASHING MACHINES ELECTRIC	NO				5450
100 U KINGDOM	50	3772	161	11482	
400 U STATES	3866	522945	15289	2131364	
	3916	526717	15450	2142846	
WASHING MACH POWER NOT ELECT	NO				5451
400 U STATES	44	3966	166	13511	
	44	3966	166	13511	
WASHING MACH HAND OPERATED	NO				5452
400 U STATES	20	242	49	650	
	20	242	49	650	
WASHING MACHINE PARTS					5453
100 U KINGDOM		342		3645	
400 U STATES		300026		1602454	
		300368		1606099	
IRONERS DOMESTIC ELECTRIC	NO				5454
400 U STATES	30	2746	137	12668	
	30	2746	137	12668	
ARTICLES FOR SMELTING IRON					5461
335 GERMANY W		9633		16011	
400 U STATES		323765		960575	
		333398		976586	
BLOWERS SMELTING APPARATUS					5462
335 GERMANY W		3657		3657	
376 SWITZRLND				10272	
400 U STATES		80718		322225	
		84375		336154	
BUDDLES VANNERS SLIME TABLES					5463
400 U STATES		355		2232	
		355		2232	
CAR LOADING MACHINES COAL					5464
400 U STATES		9582		10062	
		9582		10062	
CHOCK RELEASE APPARATUS					5465
100 U KINGDOM		5038		10918	
		5038		10918	
COAL HEADING MACHINES					5466
400 U STATES		6275		193127	
		6275		193127	
MINERS LAMPS AND ACCESSORIES					5467
100 U KINGDOM		9334		24118	
375 SWEDEN				417	
400 U STATES		49987		229310	
		59321		253845	
AMALGAM SAFES ORE SAMPLERS					5468
100 U KINGDOM		272		4630	
335 GERMANY W		352		352	
400 U STATES		123400		316202	
		124024		321184	
SUNDRY METALLURGICAL APPARATUS					5469
100 U KINGDOM		144898		300987	
327 FRANCE				67226	
335 GERMANY W				9743	
400 U STATES		566081		1891903	
		710979		2269859	
DIAMOND DRILLS CORE DRILLS					5470
100 U KINGDOM		112210		280293	
224 JAMAICA				475	
335 GERMANY W		1998		1998	
400 U STATES		24248		103116	
		138456		385882	
MINE LOADING MACH CONVEYORS					5471
100 U KINGDOM		102386		342852	
375 SWEDEN		5425		48361	
381 ALASKA				118	
400 U STATES		1452130		6498484	
		1559941		6889815	
MACHINERY ALLUVIAL MINING					5473
400 U STATES		122573		647781	
		122573		647781	
MACHINERY ORE HANDLING					5474
					5475
MACHINERY ORE CONCENTRATION					5476
100 U KINGDOM		314		1910	
400 U STATES		303080		918470	
		303394		920380	
MACHINERY METAL REFINING					5476
400 U STATES		8553		32425	
		8553		32425	

IMPORTS INTO CANADA FOR CONSUMPTION

Articles and Countries from which Imported	MONTH OF APRIL 1957		FOUR MONTHS ENDED APRIL 1957		Class Number
	Quantities	Values (\$)	Quantities	Values (\$)	
ORE CRUSHERS GRINDING MILLS					5477
100 U KINGDOM		12188		19616	
305 AUSTRIA				1542	
327 FRANCE				28983	
335 GERMANY W		18733		18733	
400 U STATES		593196		2405208	
		624117		2474082	
COAL CUTTERS AUGERS DRILLS					5478
100 U KINGDOM		348		1623	
400 U STATES		850		42553	
		1198		44176	
POWER DRIVEN PUMPS FOR MINES					5479
400 U STATES				376	
				376	
PUMPS PREC METAL EXTRACTION					5480
400 U STATES		109405		308387	
		109405		308387	
ROCK DRILLS AND PARTS	NO				5481
100 U KINGDOM	14	11637	20	72467	
305 AUSTRIA				94	
375 SWEDEN	90	27341	410	212269	
400 U STATES	43	231160	223	939478	
	147	270138	653	1224308	
WELL DRILLING MACHINERY					5482
100 U KINGDOM		187473		436509	
305 AUSTRIA		61207		139329	
335 GERMANY W				455	
347 JAPAN				2326	
400 U STATES		3684090		19056299	
		3932770		19634918	
ADDING MACHINES AND PARTS	NO				5500
100 U KINGDOM	11	1424	645	88143	
306 BELGIUM			63	1260	
335 GERMANY W	51	8283	498	57815	
344 ITALY	256	34643	356	52335	
359 NORWAY	63	3821	160	9387	
375 SWEDEN	120	15412	918	83774	
376 SWITZRLND				113	
400 U STATES	243	165800	1371	668323	
	744	229383	4011	961150	
BOOKKEEPING MACHINES AND PARTS	NO				5501
100 U KINGDOM	18	40432	31	137353	
327 FRANCE	1	7001	8	63049	
335 GERMANY W		11381	158	66709	
344 ITALY	315	72677	1073	235620	
354 NETHRLNDS	50	9660	191	44381	
375 SWEDEN	14	626	319	58336	
376 SWITZRLND	76	11905	188	27525	
400 U STATES	755	1489017	3162	6075599	
	1229	1642699	5130	6708572	
CASH REGISTERS					5502
359 NORWAY		6136		16015	
375 SWEDEN		38190		159344	
400 U STATES		13101		55320	
		57427		230679	
CASH REGISTER PARTS					5503
359 NORWAY		161		161	
375 SWEDEN		96		1849	
400 U STATES		144932		732730	
		145189		734740	
DICTATING MACHINES AND PARTS					5504
100 U KINGDOM		28632		227815	
318 DENMARK		3484		7233	
335 GERMANY W		18309		25202	
376 SWITZRLND		599		26782	
400 U STATES		211052		636350	
		282076		923382	
TYPEWRITERS	NO				5505
100 U KINGDOM	3213	205818	10681	787220	
335 GERMANY W	89	5985	665	44900	
344 ITALY	55	10614	1308	133014	
354 NETHRLNDS			5000	155509	
375 SWEDEN	40	1483	250	12701	
376 SWITZRLND	187	7906	402	17422	
390 GERMANY E			127	3874	
400 U STATES	798	59712	4514	239218	
	4382	291518	22947	1393858	
TYPEWRITER PARTS					5506
100 U KINGDOM		23010		61368	
317 CZECHO S				57	
327 FRANCE		339		4367	
335 GERMANY W		397		7518	
344 ITALY		1880		12508	
354 NETHRLNDS		293		293	
375 SWEDEN		2789		7272	
376 SWITZRLND		2325		7089	
400 U STATES		549781		2209815	
		580814		2310287	
MACHINERY 412A PAPER WORKING					5511
100 U KINGDOM		25208		95968	
234 AUSTRALIA				84	
306 BELGIUM				3066	
317 CZECHO S		5320		8040	
318 DENMARK				150	
327 FRANCE		134		1094	
335 GERMANY W		102506		362899	

IMPORTS INTO CANADA FOR CONSUMPTION

Articles and Countries from which Imported	MONTH OF APRIL 1957		FOUR MONTHS ENDED APRIL 1957		Class Number
	Quantities	Values (\$)	Quantities	Values (\$)	
344 ITALY		6854		15550	
354 NETHRLNDS				3613	
375 SWEDEN				4969	
376 SWITZRLND		58		3372	
384 P RICO				350	
390 GERMANY E		7004		10478	
400 U STATES		992955		4334163	
		1140039		4843796	
MACHINERY 412A CELLULOSE					5512
100 U KINGDOM				446	
400 U STATES		135		6598	
		135		7044	
NEWSPAPER PRESSES AND PARTS	NO				5513
100 U KINGDOM				1167	
344 ITALY	1	84960	1	84960	
375 SWEDEN			1	23114	
400 U STATES	3	567110	4	778121	
	4	652070	6	887362	
FLAT BED CYL PRESSES AND PARTS	NO				5514
100 U KINGDOM				429	
400 U STATES	1	6486	11	57008	
	1	6486	11	57437	
PRINTING PRESSES N O P AND PTS	NO				5515
100 U KINGDOM	546	82205	1365	320896	
317 CZECHO S	7	7588	12	14866	
318 DENMARK	36	1670	128	4646	
327 FRANCE	2	11000	5	25366	
335 GERMANY W	42	96744	121	262632	
344 ITALY	1	13842	1	13842	
354 NETHRLNDS		435		435	
375 SWEDEN		762	9	28726	
376 SWITZRLND	1	8991	2	22477	
390 GERMANY E			2	4666	
400 U STATES	1102	1042392	3412	2776027	
	1737	1265629	5057	3474579	
TYPECASTING MACHINES AND PARTS					5516
100 U KINGDOM		376		1719	
335 GERMANY W		340		582	
344 ITALY				1872	
376 SWITZRLND				178	
380 USSR				9898	
400 U STATES		205568		801988	
		206284		816237	
TYPEMAKING ACCESSORIES AND PTS					5517
100 U KINGDOM				2263	
335 GERMANY W		97		165	
400 U STATES		7899		22594	
		7996		25022	
SHOVELS POWER NOT MADE CANADA	NO				5518
400 U STATES	35	533929	202	1737723	
	35	533929	202	1737723	
SHOVELS POWER KIND MADE CANADA	NO				5519
100 U KINGDOM	4	44652	5	65984	
381 ALASKA	1	58821	1	58821	
400 U STATES	88	1913100	206	4677824	
	93	2016573	212	4802629	
SHOVELS POWER PARTS OF					5520
100 U KINGDOM		17992		33026	
344 ITALY		5598		5660	
381 ALASKA		384		384	
400 U STATES		932842		3392080	
		956816		3431150	
AIR COMPRESSING MACH AND PARTS					5521
100 U KINGDOM		118126		307744	
305 AUSTRIA				5766	
306 BELGIUM		328		654	
318 DENMARK				104	
327 FRANCE		257		1020	
335 GERMANY W		5138		10958	
375 SWEDEN		6846		60417	
376 SWITZRLND				3587	
400 U STATES		1363655		5658161	
		1494350		6046411	
BAKERY MACHINERY AND PARTS					5522
100 U KINGDOM		4277		37724	
318 DENMARK				440	
335 GERMANY W		200		200	
354 NETHRLNDS		2517		3982	
375 SWEDEN				473	
400 U STATES		224723		992289	
		231717		1035108	
BOX END MACHINERY AND PARTS					5523
COAL CARBONIZING MACH AND PTS					5524
400 U STATES		10192		11768	
		10192		11768	
SEWING MACHINES INDUSTRIAL	NO				5525
100 U KINGDOM	11	3675	340	26339	
306 BELGIUM			2	926	
318 DENMARK		90		968	
327 FRANCE			1	224	
335 GERMANY W	145	17240	648	71265	
347 JAPAN		264	50	10597	
375 SWEDEN				52	
376 SWITZRLND	20	1489	30	5037	
400 U STATES	303	185304	1508	740344	
	479	208062	2579	855752	

IMPORTS INTO CANADA FOR CONSUMPTION

Articles and Countries from which Imported	MONTH OF APRIL 1957		FOUR MONTHS ENDED APRIL 1957		Class Number
	Quantities	Values (\$)	Quantities	Values (\$)	
CLAY PRODUCTS MACH AND PARTS					5526
100 U KINGDOM		121		121	
335 GERMANY W				312	
400 U STATES		13701		75617	
		13622		76050	
COAL COKE AND GAS MACH AND PTS					5527
100 U KINGDOM				3338	
335 GERMANY W		411		411	
400 U STATES		540455		2069380	
		540866		2073129	
WASTE RECOVERY MACH AND PARTS					5528
335 GERMANY W				306	
400 U STATES		164413		521593	
		164413		521899	
COAL HANDLING MACHINES ANO PTS					5529
100 U KINGDOM		11209		11209	
400 U STATES		24483		70808	
		35692		82017	
CONCRETE MIXING MACH AND PARTS	NO				5530
100 U KINGDOM	1	2955	4	4116	
335 GERMANY W	2	7547	6	25683	
400 U STATES	59	128271	141	321067	
	62	138773	151	350866	
ROCK ORILL BITS	NO				5531
100 U KINGDOM	4380	35296	5053	47634	
305 AUSTRIA	946	7254	946	7254	
375 SWEODEN	3605	41371	24486	256982	
400 U STATES	8344	74432	53538	325793	
	17275	158353	84023	637663	
DENTAL ENGINES ELECTRIC	NO				5532
100 U KINGDOM	4	969	20	3371	
400 U STATES	19	3159	127	14458	
	23	4128	147	17829	
DIES FOR STAMPING METAL PLATES					5533
HAND FIRE EXTINGUISHERS					5534
100 U KINGDOM		2016		13301	
400 U STATES		172843		548411	
		174859		561712	
FERTILIZER MACHINERY ANO PARTS					5535
100 U KINGDOM		518		16384	
318 DENMARK				80	
335 GERMANY W				183	
359 NORWAY		24405		24678	
375 SWEODEN		586		586	
400 U STATES		6482		27367	
		31991		69278	
FISH PREPARING MACH ANO PARTS					5536
100 U KINGDOM		194		194	
318 DENMARK		12391		19780	
335 GERMANY W		852		38906	
375 SWEODEN				10734	
400 U STATES		492		8738	
		13929		78352	
REFRIGERATING MACH AND PARTS					5537
100 U KINGDOM		8729		16712	
318 DENMARK		57		901	
354 NETHRLNDS		16000		16000	
400 U STATES		685627		2167140	
		710413		2200753	
LAWN MOWERS POWER ANO PARTS	NO				5538
100 U KINGDOM	419	21820	1091	53240	
400 U STATES	2959	301689	12958	981766	
	3378	323509	14049	1035006	
LAWN MOWERS N O P	NO				5539
100 U KINGDOM	21688	154905	37095	264979	
400 U STATES	454	5827	7125	86819	
	22142	160732	44220	351798	
LEATHER MACHINERY AND PARTS					5540
100 U KINGDOM		4381		4381	
335 GERMANY W		327		423	
400 U STATES		36306		119988	
		41014		124792	
LOGGING MACHINERY AND PARTS					5541
100 U KINGDOM		69795		192362	
335 GERMANY W		1639		15651	
347 JAPAN		12703		24138	
354 NETHRLNDS		8634		21168	
359 NORWAY		457		457	
375 SWEDEN				1647	
400 U STATES		1235479		4779320	
		1328707		5034743	
METAL DRILLING MACH AND PARTS					5542
100 U KINGDOM		88154		319781	
306 BELGIUM		18504		36912	
317 CZECHO S				6895	
327 FRANCE		180		180	
335 GERMANY W		56250		82636	
344 ITALY		4578		15100	
354 NETHRLNDS		5492		10298	
375 SWEDEN		5262		10619	
376 SWITZRLND		329		16613	
400 U STATES		518160		1436796	
		696909		1935830	

IMPORTS INTO CANADA FOR CONSUMPTION

Articles and Countries from which Imported	MONTH OF APRIL 1957		FOUR MONTHS ENDED APRIL 1957		Class Number
	Quantities	Values (\$)	Quantities	Values (\$)	
METAL GRINDING MACH AND PARTS					5543
100 U KINGDOM		43792		244433	
305 AUSTRIA				293	
306 BELGIUM				7990	
317 CZECHOS				2471	
318 DENMARK		303		13018	
327 FRANCE				141	
335 GERMANY W		26402		85574	
344 ITALY		284		6483	
354 NETHRLNDS		3848		4273	
375 SWEDEN		3720		37750	
376 SWITZRLND		1225		17946	
400 U STATES		530739		2409791	
		610313		2830163	
METALWORKING LATHES AND PARTS					5544
100 U KINGDOM		112909		519908	
305 AUSTRIA				1527	
306 BELGIUM				1826	
317 CZECHOS		6699		45272	
335 GERMANY W		82632		222711	
344 ITALY		2612		24656	
375 SWEDEN				501	
376 SWITZRLND		1444		8337	
400 U STATES		381803		1718808	
		588099		2543546	
METAL MILLING MACHINES AND PTS					5545
100 U KINGDOM		61584		190650	
306 BELGIUM				706	
317 CZECHOS				20080	
318 DENMARK		9857		27464	
327 FRANCE		10175		10776	
335 GERMANY W		45450		104945	
344 ITALY		20025		80322	
375 SWEDEN		6845		21344	
376 SWITZRLND		25397		27125	
400 U STATES		592956		1329779	
		772289		1813191	
METALWORKING PLANERS AND PARTS					5546
100 U KINGDOM		2956		3343	
400 U STATES		54		165948	
		3010		169291	
METALWORKING PRESSES AND PARTS					5547
100 U KINGDOM		20073		63722	
317 CZECHOS				373	
335 GERMANY W		4647		39061	
344 ITALY		2306		7096	
375 SWEDEN				38678	
376 SWITZRLND				110	
400 U STATES		606249		2802521	
		633275		2951561	
METAL ROLLING MILL MCH AND PTS					5548
100 U KINGDOM		21505		36064	
335 GERMANY W		83442		1141219	
344 ITALY				1024	
400 U STATES		3187403		4376998	
		3292350		5555305	
METAL SHAPERS SLOTTERS AND PTS					5549
100 U KINGDOM		10496		69015	
335 GERMANY W		36829		56484	
375 SWEDEN		4269		6934	
376 SWITZRLND		8414		8414	
400 U STATES		203657		456867	
		263665		597714	
METALWORKING MCH N O P AND PTS					5550
100 U KINGDOM		115182		248156	
305 AUSTRIA				432	
306 BELGIUM		28680		28680	
317 CZECHOS				551	
318 DENMARK		190		1593	
327 FRANCE				1722	
335 GERMANY W		107966		183081	
354 NETHRLNDS		457		700	
375 SWEDEN		1598		10589	
376 SWITZRLND		71		958	
400 U STATES		1267211		4810947	
		1521355		5287409	
MOTION PICTURE PROJECTORS					5551
100 U KINGDOM		5607		26346	
305 AUSTRIA		5429		26644	
327 FRANCE		1681		2776	
335 GERMANY W		717		3011	
344 ITALY				232	
347 JAPAN				13204	
354 NETHRLNDS				254	
375 SWEDEN				207	
376 SWITZRLND		4661		7964	
400 U STATES		196332		835948	
		214427		916586	
CRANES ETC NOT MADE IN CANADA	NO				5552
100 U KINGDOM	14	61646	34	98873	
375 SWEDEN	10	14989	57	58929	
400 U STATES	118	861861	364	1799076	
	142	938496	455	1956878	
CRANES ETC KIND MADE IN CANADA	NO				5553
100 U KINGDOM	32	85661	352	190413	
327 FRANCE			97	4020	

IMPORTS INTO CANADA FOR CONSUMPTION

Articles and Countries from which Imported	MONTH OF APRIL 1957		FOUR MONTHS ENDED APRIL 1957		Class Number
	Quantities	Values (\$)	Quantities	Values (\$)	
335 GERMANY W	6	3114	29	4191	
347 JAPAN			29	629	
359 NORWAY	12	7598	16	10791	
375 SWEDEN			6	9683	
381 ALASKA	2	482	2	482	
400 U STATES	507	945793	1904	2969993	
	559	1042648	2435	3190202	
CRANES HOISTS ETC NOP PARTS OF					5554
100 U KINGDOM		64570		123645	
335 GERMANY W		1713		22642	
354 NETHRLNDS				1504	
359 NORWAY				5806	
375 SWEDEN				5985	
400 U STATES		292209		1161371	
		358492		1320953	
OZONE GENERATORS AND PARTS					5555
327 FRANCE		14576		39059	
335 GERMANY W		392		392	
376 SWITZRLND		962		962	
400 U STATES		173		3393	
		16103		43806	
PAPER MILL MACHINES AND PARTS					5556
100 U KINGDOM		189378		873630	
305 AUSTRIA				2820	
335 GERMANY W		6939		49182	
375 SWEDEN				25052	
400 U STATES		1252314		4298082	
		1448631		5248766	
PULP MILL MACHINES AND PARTS					5557
100 U KINGDOM		8739		10349	
335 GERMANY W				313	
375 SWEDEN		3755		21081	
400 U STATES		614613		1667983	
		627107		1699726	
POWER PUMPS N O P AND PARTS					5558
100 U KINGDOM	NO 469	95044	1093	305361	
318 DENMARK	1	2443	3	3265	
327 FRANCE				548	
335 GERMANY W	6	1029	210	12807	
344 ITALY		1450		3433	
375 SWEDEN		659	122	40003	
376 SWITZRLND	1	588	3	5237	
400 U STATES	3691	991337	13875	3784963	
	4168	1092550	15306	4155617	
RIFLE MAKING MACHINERY					5559
306 BELGIUM				3314	
400 U STATES		13943		155780	
		13943		159094	
ROAD MAKING MACHINERY AND PTS					5560
100 U KINGDOM		14763		163355	
305 AUSTRIA				2253	
381 ALASKA		2412		2412	
400 U STATES		892017		2824217	
		909192		2845237	
TRENCH AND DITCH MACH AND PTS					5561
100 U KINGDOM		597		756	
400 U STATES		23056		34650	
		23653		35406	
ROLLERS STREET ROAD AND PARTS					5562
100 U KINGDOM	NO 8	41094	9	44621	
335 GERMANY W			1	3280	
400 U STATES	102	371196	168	631058	
	110	412290	178	678959	
ROLLS CAST FOR ROLLING STEEL					5563
100 U KINGDOM		2483		10539	
400 U STATES		209146		770569	
		211629		781108	
SAWMILL MACHINERY AND PARTS					5564
100 U KINGDOM		176		176	
305 AUSTRIA				532	
306 BELGIUM		389		14659	
327 FRANCE		4053		4053	
335 GERMANY W		624		33848	
375 SWEDEN		3165		3518	
400 U STATES		91618		419606	
		100025		476392	
SCRAPERS RAILWAY OR ROAD					5565
400 U STATES		272424		830267	
		272424		830267	
SHOE MACHINERY AND PARTS					5566
100 U KINGDOM		1555		31413	
318 DENMARK		3206		4322	
335 GERMANY W		1132		13769	
344 ITALY		1383		4887	
354 NETHRLNDS				1380	
375 SWEDEN				104	
376 SWITZRLND				785	
400 U STATES		78790		389202	
		86066		445862	
ROLLS CAST FOR ROLLING PAPER					5567
100 U KINGDOM		5545		84081	
400 U STATES		117120		217292	
		122665		301373	
STAVE MAKING MACH AND PARTS					5568
400 U STATES				70	
				70	

IMPORTS INTO CANADA FOR CONSUMPTION

Articles and Countries from which Imported	MONTH OF APRIL 1957		FOUR MONTHS ENDED APRIL 1957		Class Number	
	Quantities	Values (\$)	Quantities	Values (\$)		
STREET CLEANING MACH AND PARTS					5569	
100 U KINGDOM				217		
335 GERMANY W				18051		
400 U STATES		171031		425310		
		171031		443578		
BEEET SUGAR MACHINERY AND PARTS					5570	
400 U STATES		15130		79274		
		15130		79274		
VENEER DRYING MACHINES AND PTS					5571	
335 GERMANY W		4046		4046		
400 U STATES		440		5914		
		4486		9960		
WATER METERS N O P AND PARTS					5572	
100 U KINGDOM	NO	3842	40	8977		
335 GERMANY W	25			156		
400 U STATES	6	2902	44	17581		
	31	6744	84	26714		
WATER TURBINES AND PARTS					5573	
100 U KINGDOM		285		156372		
327 FRANCE				1116		
375 SWEDEN		124621		132361		
400 U STATES		49277		170112		
		174183		459961		
WIRE STITCHER STAPLERS AND PTS					5574	
100 U KINGDOM		3200		10534		
305 AUSTRIA		455		455		
335 GERMANY W				2983		
347 JAPAN				525		
375 SWEDEN		6402		27402		
400 U STATES		94518		366829		
		104575		408728		
YARN CORD FABRIC MACH AND PTS					5575	
100 U KINGDOM		483549		1356222		
305 AUSTRIA		432		432		
306 BELGIUM		14400		14679		
317 CZECHO S		114		2612		
327 FRANCE		9851		14198		
335 GERMANY W		17567		52978		
344 ITALY		111079		130656		
354 NETHRLNDS				98		
372 SPAIN		65		65		
375 SWEDEN				146		
376 SWITZRLND		14792		56806		
390 GERMANY E				103		
400 U STATES		1800335		7216623		
		2452184		8845618		
ALL MACHINERY N O P AND PARTS						5576
100 U KINGDOM		996197		3038016		
207 UN SO AFR				67		
215 INDIA		1418		1418		
231 HONG KONG				749		
236 NEW ZEAL				150		
305 AUSTRIA		406		35694		
306 BELGIUM		6072		22215		
317 CZECHO S		218		942		
318 DENMARK		246785		388942		
326 FINLAND		1840		1840		
327 FRANCE		16226		106774		
335 GERMANY W		195859		656214		
344 ITALY		3663		239944		
347 JAPAN		9633		37579		
354 NETHRLNDS		7262		87876		
359 NORWAY				2347		
375 SWEDEN		72646		384637		
376 SWITZRLND		20743		127888		
381 ALASKA		1258		2165		
387 VENEZUELA				429		
400 U STATES		10847900		39616712		
		12428126		44752598		
CIGARETTE CIGAR MACH AND PARTS					5577	
100 U KINGDOM		134996		588400		
335 GERMANY W		35214		49164		
375 SWEDEN		4540		5053		
400 U STATES		285537		480812		
		460287		1123429		
VENEER OR PLYWOOD MACH AND PTS					5578	
100 U KINGDOM				288		
335 GERMANY W		6448		13672		
376 SWITZRLND				2021		
400 U STATES		86650		199848		
		93098		215829		
PURIFIERS FOR FISH OILS					5579	
400 U STATES				68		
				68		
FORGED STEEL ROLLS					5580	
100 U KINGDOM		34254		96716		
335 GERMANY W				186		
400 U STATES		98197		443326		
		132451		540228		
FIXED METERS GAUGES FOR LIQUID					5581	
100 U KINGDOM		807		2381		
335 GERMANY W				202		
359 NORWAY				357		
400 U STATES		46107		174621		
		46914		177561		

IMPORTS INTO CANADA FOR CONSUMPTION

Articles and Countries from which Imported	MONTH OF APRIL 1957		FOUR MONTHS ENDED APRIL 1957		Class Number
	Quantities	Values (\$)	Quantities	Values (\$)	
AIR CONDITIONING APPARATUS NOP					5 582
100 U KINGDOM		31118		88638	
306 BELGIUM				57	
335 GERMANY W		635		2407	
354 NETHRLNOS		270		16211	
375 SWEDEN				17615	
376 SWITZRLND		187		327	
400 U STATES		1333594		4202097	
		1365804		4327352	
DIES IN THE ROUGH					5 583
100 U KINGDOM		476		2926	
400 U STATES		5726		18849	
		6202		21775	
BOTTLING MACHINES AND PARTS					5 584
100 U KINGDOM		186		1116	
335 GERMANY W				12889	
400 U STATES		570973		2123790	
		571159		2137795	
BULLDOZERS EARTHMOVERS AND PTS	NO				5 585
100 U KINGDOM	8	72481	24	112640	
234 AUSTRALIA				153	
344 ITALY				1659	
347 JAPAN		6121		6121	
381 ALASKA				1591	
400 U STATES	117	1670312	385	5398265	
	125	1748914	409	5520429	
CONVEYING EQUIPMENT AND PARTS					5 586
100 U KINGDOM		179189		446303	
306 BELGIUM		1273		1273	
327 FRANCE		219		2231	
335 GERMANY W		238		869	
359 NORWAY		1136		1837	
375 SWEDEN		4080		4225	
400 U STATES		1017623		3399534	
		1203758		3856272	
POWER JACKS AND PARTS	NO				
100 U KINGDOM	294	149253	743	178328	
318 OENMARK	2	98	2	98	
327 FRANCE			2	1317	
335 GERMANY W			3	269	
375 SWEDEN	36	2323	151	5395	
400 U STATES	4267	171326	17600	607286	
	4599	323000	18501	792693	
STONE CRUSHING MACH AND PARTS					5 588
100 U KINGDOM				7354	
306 BELGIUM				426	
400 U STATES		580677		1650793	
		580677		1658573	
WOODWORKING MACH AND PARTS NOP					5 589
100 U KINGDOM		30240		115062	
305 AUSTRIA				379	
306 BELGIUM				6040	
318 DENMARK		5933		6066	
327 FRANCE		21277		21277	
335 GERMANY W		15876		49311	
354 NETHRLNDS				1170	
375 SWEDEN		8881		81716	
376 SWITZRLND				115	
400 U STATES		380542		1450586	
		462749		1731722	
AIR CONDITIONERS ROOM SIZE	NO				5 590
400 U STATES	3698	660646	8746	1604615	
	3698	660646	8746	1604615	
SPRINGS FOR SURGICAL TRUSSES	LB				5 591
SPRINGS FOR RAILWAY VEHICLES					5 592
100 U KINGDOM				214	
400 U STATES		10126		49293	
		10126		49507	
SPRINGS FOR OTHER VEHICLES					5 593
400 U STATES		2823		9220	
		2823		9220	
SPRINGS FOR FURNITURE					5 594
100 U KINGDOM		72		72	
400 U STATES		15439		51000	
		15511		51072	
SPRINGS FOR CLOCKS					5 595
100 U KINGDOM		152		225	
335 GERMANY W		299		299	
400 U STATES		85		2493	
		536		3017	
BATHS BATHTUBS IRON OR STEEL					5 600
100 U KINGDOM				559	
335 GERMANY W		16219		29447	
400 U STATES		100190		258324	
		116409		288330	
BASINS CLOSETS SINKS					5 601
100 U KINGDOM		12908		41359	
335 GERMANY W		2404		12198	
375 SWEDEN		13470		42724	
400 U STATES		125727		403380	
		154509		499661	
CONTAINERS TEMPLATE FOR FOOD					5 602
400 U STATES		106834		377382	
		106834		377382	

IMPORTS INTO CANADA FOR CONSUMPTION

Articles and Countries from which Imported	MONTH OF APRIL 1957		FOUR MONTHS ENDED APRIL 1957		Class Number
	Quantities	Values (\$)	Quantities	Values (\$)	
CONTAINERS TINPLATE N O P					5603
100 U KINGDOM		4921		12928	
335 GERMANY W				61	
381 ALASKA				84	
400 U STATES		217394		623301	
		222315		636374	
HOLLOW WARE ENAMELLED IRON					5604
100 U KINGDOM		2731		3679	
306 BELGIUM		3967		4223	
318 DENMARK		811		1112	
335 GERMANY W		551		872	
354 NETHRLNDS		1707		1707	
375 SWEDEN		1526		1526	
376 SWITZRLND		504		504	
400 U STATES		50989		128287	
		62786		141910	
HOLLOW WARE IRON N O P					5605
100 U KINGDOM		5250		13222	
318 DENMARK		235		1685	
327 FRANCE				748	
335 GERMANY W		597		2690	
347 JAPAN		5227		10818	
354 NETHRLNDS		627		1122	
359 NORWAY		866		866	
375 SWEDEN		217		2395	
376 SWITZRLND		188		188	
400 U STATES		355079		1268566	
		368286		1302300	
KITCHEN DAIRY HOLLOW WARE TIN					5606
100 U KINGDOM		353		4612	
335 GERMANY W		8959		9771	
400 U STATES		5390		44168	
		14702		58551	
MFRS OF TIN AND TINPLATE N O P					5607
100 U KINGDOM		14840		41098	
231 HONG KONG		116		116	
327 FRANCE		255		593	
335 GERMANY W		4484		9379	
344 ITALY				608	
347 JAPAN		2105		3918	
352 MEXICO		56		217	
354 NETHRLNDS				2438	
381 ALASKA				104	
400 U STATES		264609		952389	
		286465		1010860	
ANVILS AND VISES					5621
100 U KINGDOM		20728		42911	
335 GERMANY W		1475		4054	
344 ITALY				444	
347 JAPAN		65		1055	
354 NETHRLNDS				78	
375 SWEDEN				201	
400 U STATES		21722		86887	
		43990		135630	
AUGERS BITS AND DRILLS					5622
100 U KINGDOM		76104		292674	
234 AUSTRALIA		23675		45131	
305 AUSTRIA		1782		3623	
318 DENMARK		1520		1520	
327 FRANCE		3334		8707	
335 GERMANY W		32400		74955	
344 ITALY		5691		10659	
347 JAPAN		909		3171	
354 NETHRLNDS		488		1217	
375 SWEDEN		8677		19262	
376 SWITZRLND		3301		3494	
400 U STATES		130110		451497	
		287991		915910	
AXES					5623
	DOZ				
100 U KINGDOM	52	1037	232	3907	
335 GERMANY W	100	1189	484	6143	
375 SWEDEN	550	6392	1490	15194	
400 U STATES	73	1467	295	6755	
	775	10085	2501	31999	
FILES N O P AND RASPS					5624
	DOZ				
100 U KINGDOM	7444	24277	17817	55642	
335 GERMANY W	531	1029	821	2335	
347 JAPAN	20	52	520	1023	
366 PORTUGAL			1327	3723	
375 SWEDEN	2403	5103	3394	8003	
376 SWITZRLND	37	183	153	782	
400 U STATES	5381	45050	24218	143845	
	15816	75694	48250	215353	
HACK SAW BLADES					5625
100 U KINGDOM		18402		31157	
335 GERMANY W		118		1540	
344 ITALY				195	
375 SWEDEN				430	
400 U STATES		20849		62300	
		39369		95622	
SAWS N O P					5626
100 U KINGDOM		9030		30447	
317 CZECHO S				558	
318 DENMARK		266		2000	
335 GERMANY W		9703		28108	
347 JAPAN		1281		4318	

IMPORTS INTO CANADA FOR CONSUMPTION

Articles and Countries from which Imported	MONTH OF APRIL 1957		FOUR MONTHS ENDED APRIL 1957		Class Number	
	Quantities	Values (\$)	Quantities	Values (\$)		
359 NORWAY		3140		6148		
366 PORTUGAL		130		130		
375 SWEDEN		14558		28667		
376 SWITZRLND		203		203		
400 U STATES		37992		117324		
WRENCHES		76303		217903		
100 U KINGDOM		6388		22113	5627	
305 AUSTRIA				679		
335 GERMANY W		50221		128463		
344 ITALY				386		
347 JAPAN		4825		18065		
375 SWEDEN		90		2161		
376 SWITZRLND		112		320		
400 U STATES		234647		924715		
ADZES CLEAVERS HATCHETS PLANES		296283		1096902		
100 U KINGDOM		25807		65860	5628	
305 AUSTRIA				1767		
327 FRANCE		608		672		
335 GERMANY W		34411		77577		
344 ITALY				99		
347 JAPAN		3197		5420		
375 SWEDEN		12118		29942		
376 SWITZRLND				262		
381 ALASKA		57		57		
400 U STATES		113774		401648		
ENGINEERS PRECISION TOOLS		189972		583304		
100 U KINGDOM		37725		136934	5629	
234 AUSTRALIA		1042		1042		
305 AUSTRIA		395		804		
318 DENMARK		1373		2563		
327 FRANCE		144		6032		
335 GERMANY W		35690		131709		
344 ITALY		694		5079		
347 JAPAN		26141		61286		
354 NETHRLNDS				3381		
375 SWEDEN		5746		34543		
376 SWITZRLND		42380		401662		
400 U STATES		454444		1300681		
TOOLS N O P		605774		2085716		
100 U KINGDOM		70325		193353	5630	
231 HONG KONG		111		387		
234 AUSTRALIA				217		
305 AUSTRIA		166		766		
318 DENMARK		623		1940		
327 FRANCE		1170		10249		
335 GERMANY W		62521		150717		
344 ITALY		1020		1844		
347 JAPAN		18959		59142		
354 NETHRLNDS				320		
359 NORWAY		1023		1681		
375 SWEDEN		8338		18584		
376 SWITZRLND		2670		6560		
387 VENEZUELA				2407		
400 U STATES		719827		2333529		
FILES MANICURE		886753		2781696		
100 U KINGDOM		136		2325	5631	
335 GERMANY W		1715		3749		
400 U STATES		8993		14877		
TOOLS FOR USE IN MACHINES		10844		20951		
100 U KINGDOM		66442		234742	5632	
234 AUSTRALIA				1103		
236 NEW ZEAL				100		
318 DENMARK				1258		
327 FRANCE		85		556		
335 GERMANY W		16293		55180		
344 ITALY		1386		3730		
347 JAPAN		3445		3445		
354 NETHRLNDS		241		456		
375 SWEDEN		3445		6876		
376 SWITZRLND		3116		8140		
400 U STATES		1036079		2925167		
AUTOMOBILES FREIGHT NEW		1130532		3240753		
100 U KINGDOM	NO	131	167915	301	357017	5641
335 GERMANY W		135	128503	632	626104	
400 U STATES		524	2605997	2291	10877027	
		790	2902415	3224	11860148	
AUTOS PASS NEW UNDER 1200 OOL	NO	2637	2657226	6512	6669063	5642
100 U KINGDOM				1	710	
317 CZECHO S				2	1834	
327 FRANCE					5694895	
335 GERMANY W		2939	2127581	7862	11278	
400 U STATES				17		
		5576	4784807	14394	12377780	
AUTOS PASS NEW 1200 TO 2100DOL	NO	726	1008100	1621	2202853	5643
100 U KINGDOM				2	2843	
327 FRANCE					457881	
335 GERMANY W		118	148483	356	1023797	
400 U STATES		154	289130	542	3687374	
		998	1445713	2521		

IMPORTS INTO CANADA FOR CONSUMPTION

Articles and Countries from which Imported	MONTH OF APRIL 1957		FOUR MONTHS ENDED APRIL 1957		Class Number
	Quantities	Values (\$)	Quantities	Values (\$)	
AUTOS PASS NEW N O P	NO				
100 U KINGDOM	75	249806	159	501414	5644
335 GERMANY W	8	22341	25	67749	
400 U STATES	2106	6152303	8193	24182158	
	2189	6424450	8377	24751321	
MOTOR OMNIBUSES NEW	NO				
100 U KINGDOM			1	1243	5645
335 GERMANY W	52	60578	132	153700	
400 U STATES	71	1512305	157	2297515	
	123	1572883	290	2452458	
PARTS OF MOTOR BUS BODIES 4381					
100 U KINGDOM		2479		9063	5646
306 BELGIUM		84		84	
335 GERMANY W		3375		9357	
400 U STATES		695972		2326138	
		701910		2344642	
AXLES BRAKES CLUTCHES TRUCK					
100 U KINGDOM		4289		15003	5648
335 GERMANY W		7548		23679	
400 U STATES		2312976		7977342	
		2324813		8016024	
AUTOMOBILE PARTS N O P					
100 U KINGDOM		389339		1520063	5650
234 AUSTRALIA		1697		3225	
306 BELGIUM		53		53	
327 FRANCE				6588	
335 GERMANY W		188005		469163	
347 JAPAN		293		7086	
354 NETHRLNDS				268	
375 SWEDEN		876		7593	
381 ALASKA				321	
400 U STATES		26251332		94448191	
		26831595		96462551	
BICYCLES N O P	NO				
100 U KINGDOM	27534	521640	54407	1029978	5651
305 AUSTRIA			4	105	
317 CZECHO S	3000	45248	5750	84760	
327 FRANCE	500	12620	506	12731	
335 GERMANY W	945	14012	1689	25350	
344 ITALY	44	671	47	739	
354 NETHRLNDS	125	2070	125	2070	
375 SWEDEN	122	2122	309	4327	
400 U STATES					
	32270	598383	62837	1160060	
BICYCLE PARTS					
100 U KINGDOM		66052		128929	5652
317 CZECHO S		2266		6275	
327 FRANCE		169		169	
335 GERMANY W		9428		25001	
347 JAPAN		667		3811	
354 NETHRLNDS		912		912	
375 SWEDEN		1901		2362	
400 U STATES		2151		8391	
		83546		175850	
CARS RAILWAY BOX AND FLAT	NO				
400 U STATES	1	500	28	65351	5653
	1	500	28	65351	
CARS RAILWAY PASSENGER	NO				
					5654
CARS RAILWAY TANK	NO				
400 U STATES	23	87908	77	346614	5655
	23	87908	77	346614	
CARS RAILWAY N O P	NO				
100 U KINGDOM	2	575	58	113998	5656
400 U STATES	8	34743	159	227942	
	10	35318	217	341940	
CARS RAILWAY PARTS OF					
100 U KINGDOM		10066		80416	5657
335 GERMANY W				1620	
400 U STATES		656238		2480976	
		666304		2563012	
MOTOR RAIL CARS AND PARTS	NO				
100 U KINGDOM		2915		9964	5658
381 ALASKA			1	1753	
400 U STATES	5	253411	20	2482712	
	5	256326	21	2494429	
MOTOR CYCLES SIDE CARS AND PTS	NO				
100 U KINGDOM	259	122037	1019	572916	5660
220 BERMUDA	1	141	1	141	
305 AUSTRIA			2	512	
317 CZECHO S	112	9560	138	12721	
327 FRANCE	3	217	8	632	
335 GERMANY W	120	21767	275	53748	
344 ITALY	93	18005	94	20620	
347 JAPAN			1	280	
376 SWITZRLND				122	
400 U STATES	29	35482	156	115265	
	617	207209	1694	776957	
MOTOR VEHICLES N O P	NO				
100 U KINGDOM	4	8528	12	31673	5661
318 DENMARK	1	795	1	795	
327 FRANCE			2	1025	
335 GERMANY W	2	3029	21	17282	
344 ITALY	1	150	1	150	
400 U STATES	96	160570	361	600552	
	104	173072	398	651477	

IMPORTS INTO CANADA FOR CONSUMPTION

Articles and Countries from which Imported	MONTH OF APRIL 1957		FOUR MONTHS ENDED APRIL 1957		Class Number
	Quantities	Values (\$)	Quantities	Values (\$)	
TRACTION ENGINES N O P AND PARTS 400 U STATES	NO 1	338	1	338	5663
TRICYCLES N O P	NO 48	745	48	745	5664
100 U KINGDOM			212	1968	
335 GERMANY W	112	995	76	254	
347 JAPAN			3276	14543	
400 U STATES	1521	7204			
FRAMES FOR BICYCLES	1681	8944	3612	17510	
100 U KINGDOM	NO		303	2033	5670
TRUCKS BODIES FOR STREET CARS			303	2033	5671
FACTORY WAREHOUSE TRUCKS MOTOR	NO				5672
100 U KINGDOM	3	7912	9	25702	
335 GERMANY W		51		51	
400 U STATES	60	320449	233	1188839	
FORK LIFT TRUCKS AND PARTS	63	328412	242	1214592	
100 U KINGDOM	NO				5674
335 GERMANY W	6	28964	45	164643	
375 SWEDEN			1	3081	
400 U STATES	16	2750	16	2750	
ROLLER BEARINGS AND PARTS N O P	191	993638	565	3043182	
100 U KINGDOM	213	1025352	627	3213656	5680
305 AUSTRIA		108636		291689	
306 BELGIUM		2503		12887	
335 GERMANY W		39980		83	
344 ITALY		1692		194424	
354 NETHRLNDS		1147		4615	
375 SWEDEN		43023		1663	
376 SWITZRLNO		117		338303	
400 U STATES		754666		270	
ANCHORS FOR VESSELS		951764		2915204	
100 U KINGDOM	CWT			3759138	5681
400 U STATES	179	2151	1555	191114	
BALL AND ROLR BRNGS FOR AUTOS	605	12178	1321	30132	
100 U KINGDOM	784	14329	2876	49246	5682
305 AUSTRIA		5682		22890	
335 GERMANY W		10340		332	
354 NETHRLNDS				41079	
375 SWEDEN				1766	
400 U STATES		333175		1840	
BALLS ROLLERS FOR BEARINGS		349197		1163928	
100 U KINGDOM				1231835	5683
327 FRANCE		4086		4432	
335 GERMANY W		2919		13778	
375 SWEDEN		3562		21643	
400 U STATES		110		33773	
BURNISHING BALLS		54888		254243	
400 U STATES		65565		327869	5684
BALL BEARINGS AND PARTS N O P		2476		4003	
100 U KINGDOM		2476		4003	5685
305 AUSTRIA		76841		209149	
327 FRANCE		7843		57067	
335 GERMANY W		44126		157	
344 ITALY		6841		167899	
354 NETHRLNDS		758		16073	
375 SWEDEN		47175		956	
376 SWITZRLND		1956		201600	
400 U STATES		551120		2328	
BOTTLES STEEL FOR GAS		736660		2254567	
100 U KINGDOM				2909796	5686
220 BERMUDA		170		9406	
224 JAMAICA				6290	
227 BAHAMAS		430		56	
400 U STATES		480761		1030	
BAYONETS SWORDS FOILS MASKS		481361		1198529	
100 U KINGDOM				1215311	5687
327 FRANCE		1084		2740	
344 ITALY		51		1103	
400 U STATES				138	
MATERIALS FDR CREAM SEPARATORS		1135		688	
GALVANIZED RANGE BOILERS	NO			4669	5688
100 U KINGDOM	1985	17176	2695	24031	
400 U STATES	767	15852	3304	72570	5689
DRUMS CYLINDERS BARRELS TANKS	2752	33028	5999	96601	
100 U KINGDOM		8707		18271	5690
335 GERMANY W		2914		12861	
376 SWITZRLND				338	
381 ALASKA		459		1724	
400 U STATES		231565		970194	
		243645		1003388	

IMPORTS INTO CANADA FOR CONSUMPTION

Articles and Countries from which Imported	MONTH OF APRIL 1957		FOUR MONTHS ENDED APRIL 1957		Class Number
	Quantities	Values (\$)	Quantities	Values (\$)	
FRAMES FOR PURSES RETICULES					5691
100 U KINGDOM		4 402		2 1785	
305 AUSTRIA		403		1588	
306 BELGIUM		2590		15954	
327 FRANCE		98		98	
335 GERMANY W		3363		21644	
344 ITALY		223		1614	
372 SPAIN		149		1733	
400 U STATES		14991		55785	
		26219		120201	
FURNITURE OF METAL					5692
100 U KINGDOM		15361		67789	
231 HONG KONG		1843		2008	
305 AUSTRIA				498	
306 BELGIUM		222		222	
318 DENMARK		2992		4039	
327 FRANCE		4089		4089	
335 GERMANY W		6430		11326	
344 ITALY		90		3283	
347 JAPAN		200		398	
354 NETHRLNDS		335		2076	
359 NORWAY		114		374	
375 SWEDEN		50		536	
376 SWITZRLND				181	
400 U STATES		724566		2716222	
		756292		2813041	
MATERIALS FOR BUOYS					5693
100 U KINGDOM		220		220	
400 U STATES		12251		51186	
		12471		51406	
GOLF SHAFTS OF SEAMLESS STEEL					5694
100 U KINGDOM		12135		60462	
400 U STATES		5358		9072	
		17493		69534	
MATERIALS FOR RIFLES					5695
400 U STATES				9950	
				9950	
METAL PARTS FOR SHOTGUNS					5696
GUN BARRELS ROUGH BORED					5697
100 U KINGDOM				12053	
				12053	
GUNS RIFLES AIR GUNS FIREARMS					5698
100 U KINGDOM		8681		28141	
231 HONG KONG		702		981	
305 AUSTRIA				130	
306 BELGIUM				3952	
317 CZECHO S				6417	
326 FINLAND				103	
327 FRANCE				1121	
335 GERMANY W		6791		14678	
344 ITALY				2581	
359 NORWAY				152	
372 SPAIN		773		1025	
376 SWITZRLNO				771	
400 U STATES		55917		159804	
		72864		219856	
GUNS NOT MADE IN CANADA					5699
100 U KINGDOM		13918		32414	
231 HONG KONG		198		2578	
305 AUSTRIA		396		1584	
306 BELGIUM		2091		52197	
317 CZECHO S				1374	
318 DENMARK				20027	
335 GERMANY W		3575		4924	
344 ITALY		376		1470	
359 NORWAY				3245	
372 SPAIN		924		3553	
375 SWEDEN		294543		831995	
376 SWITZRLND				130	
400 U STATES		176753		946743	
		492774		1902234	
KNIFE FORK SCISSORS BLANKS					5700
100 U KINGDOM		1483		9888	
400 U STATES		7281		34832	
		8764		44720	
METAL PARTS LOOSELEAF BINDERS					5701
100 U KINGDOM		16721		46178	
400 U STATES		46949		174065	
		63670		220243	
MAGIC LANTERNS AND SLIDES					5702
100 U KINGDOM		159		2636	
327 FRANCE				630	
335 GERMANY W		465		2061	
347 JAPAN		1224		4379	
375 SWEDEN		62		62	
400 U STATES		100790		228802	
		102700		238570	
PRESSED STEEL BELT PULLEYS					5703
100 U KINGDOM				4115	
400 U STATES		20770		54749	
		20770		58864	
RAILWAY TIES FISH PLATES IRON	CWT				5704
100 U KINGDOM	90	673	16269	118037	-
306 BELGIUM	129	836	286	1837	
335 GERMANY W	66	400	81	496	

IMPORTS INTO CANADA FOR CONSUMPTION

Articles and Countries from which Imported	MONTH OF APRIL 1957		FOUR MONTHS ENDED APRIL 1957		Class Number
	Quantities	Values (\$)	Quantities	Values (\$)	
354 NETHRLNDS	72	518	227	1551	
400 U STATES	6766	76880	12600	140034	
RAILWAY INTERSECTION LAYOUTS	7123	79307	29463	261955	5705
400 U STATES		7810		37892	
SAFES AND DOORS FOR VAULTS		7810		37892	5706
100 U KINGDOM		23455		68140	
359 NORWAY		672		3667	
372 SPAIN				210	
400 U STATES		62301		339896	
STEEL WOOL		86428		411913	5708
100 U KINGDOM				118	
400 U STATES		13260		67491	
LATH OF IRON OR STEEL		13260		67609	5709
CWT					
100 U KINGDOM	14	342	287	4016	
400 U STATES	431	6068	2158	28926	
VALVES IRON OR STEEL N O P	445	6410	2445	32942	5713
100 U KINGDOM		100792		300698	
305 AUSTRIA		220		2706	
318 DENMARK		136		136	
335 GERMANY W		21889		36254	
344 ITALY				659	
354 NETHRLNDS		27178		97933	
375 SWEDEN		8086		16162	
400 U STATES		1460680		4845378	
MANUFACTURES OF IRON STEEL N O P		1618981		5299926	5714
100 U KINGDOM		814389		2065499	
231 HONG KONG		582		2385	
234 AUSTRALIA		665		2090	
305 AUSTRIA		2265		4539	
306 BELGIUM		147		1548	
317 CZECHOS		682		1465	
318 DENMARK		1640		2567	
327 FRANCE		9077		25159	
335 GERMANY W		74399		265839	
344 ITALY		2582		267956	
347 JAPAN		18183		66828	
354 NETHRLNDS		14021		30196	
359 NORWAY		1512		7470	
360 ISRAEL				328	
375 SWEDEN		9067		136760	
376 SWITZRLND		12152		43319	
381 ALASKA				104	
384 P RICO				680	
387 VENEZUELA				10087	
400 U STATES		6291959		23571131	
COOKING STOVES COAL OR WOOD		7253322		26505950	5715
NO					
100 U KINGDOM			11	841	
400 U STATES		1093	69	2870	
COOKING STOVES ELEC OVER 25DOL		18	80	3711	5716
NO					
400 U STATES	335	40659	3123	367834	
COOKING STOVES GAS OVER 10 DOL		335	3123	367834	5717
NO					
100 U KINGDOM			12	428	
400 U STATES	2422	186828	7294	648448	
COOKING STOVES OIL OVER 10 OOL		2422	7306	648876	5718
NO					
100 U KINGDOM			3	61	
344 ITALY			1	66	
400 U STATES	81	1316	304	11521	
FURNACES DOMESTIC HOT WATER		81	308	11648	5719
NO					
100 U KINGDOM				1224	
400 U STATES		16011		107745	
FURNACES DOMESTIC WARM AIR		16011		108969	5720
NO					
400 U STATES	2840	337787	7559	966832	
OIL BURNERS		2840	7559	966832	5721
NO					
400 U STATES	101	11541	567	78225	
RADIATORS CAST IRON		101	567	78225	5722
NO					
400 U STATES	4853	1645	4853	1645	
ELECTRIC COOKING APPARATUS N O P		4853	4853	1645	5723
NO					
100 U KINGDOM		14152		48990	
327 FRANCE				65	
335 GERMANY W				718	
400 U STATES		220948		698484	
HEATING COOKING APPARATUS N O P		235100		748257	5724
NO					
100 U KINGDOM		812		5948	
335 GERMANY W		1596		1735	
347 JAPAN				531	
354 NETHRLNDS				140	
375 SWEDEN		951		1025	
376 SWITZRLND		75		75	
400 U STATES		318580		1227249	
		322014		1236673	

IMPORTS INTO CANADA FOR CONSUMPTION

Articles and Countries from which Imported	MONTH OF APRIL 1957		FOUR MONTHS ENDED APRIL 1957		Class Number
	Quantities	Values (\$)	Quantities	Values (\$)	
PARTS HEATING AND COOKING APP					5725
100 U KINGDOM		2374		14403	
327 FRANCE				918	
347 JAPAN		58		58	
354 NETHRLNDS				70	
375 SWEDEN		2149		2149	
400 U STATES		1345001		4577886	
		1349582		4595484	
OVENS COMMERCIAL BAKERY					5726
100 U KINGDOM		17584		17990	
400 U STATES		68174		164029	
		85758		182019	
GAS STOVE THERMOSTATS LIGHTERS					5727
400 U STATES		5781		33124	
		5781		33124	
HEATERS OIL 20 DOLLARS OR OVER	NO				5728
327 FRANCE			6	120	
400 U STATES	3334	183037	7780	395859	
	3334	183037	7786	395979	
METAL STAMPINGS FOR BATHTUBS	CWT				5729
400 U STATES	7851	132558	23254	400258	
	7851	132558	23254	400258	
INDUSTRIAL FURNACES AND PARTS					5730
100 U KINGDOM		100643		203876	
335 GERMANY W		4104		5598	
400 U STATES		258181		843299	
		362928		1052773	
RANGE OIL BURNERS	NO				5731
400 U STATES	85	2475	569	19008	
	85	2475	569	19008	
WATER HEATER PARTS					5733
100 U KINGDOM		378		1185	
400 U STATES		69498		162072	
		69876		163257	
WATER HEATERS GAS	NO				5734
100 U KINGDOM	24	1657	101	5607	
335 GERMANY W			100	5080	
400 U STATES	1889	102592	5441	291545	
	1913	104249	5642	302232	
WATER HEATERS ELECTRIC	NO				5735
100 U KINGDOM	5	827	14	1300	
335 GERMANY W	2	101	262	794	
400 U STATES	1198	59189	4728	230137	
	1205	60117	5004	232231	
WATER HEATERS N O P	NO				5736
100 U KINGDOM			12	1114	
400 U STATES	153	21025	707	61323	
	153	21025	719	62437	
HOUSEHOLD SCALES AND PTS	NO				5737
100 U KINGDOM		124	6	176	
317 CZECHOS			25	93	
335 GERMANY W	16	201	794	2442	
375 SWEDEN	12	328	12	328	
400 U STATES	18690	65932	60350	221049	
	18718	66585	61187	224088	
SCALES BALANCES PARTS N O P					5738
100 U KINGDOM		14397		47469	
306 BELGIUM		96		1709	
318 DENMARK		14603		14603	
335 GERMANY W		8375		32148	
354 NETHRLNDS		1488		3181	
375 SWEDEN		2298		2889	
376 SWITZRLND		2918		13723	
400 U STATES		229645		877599	
		273820		993321	

IMPORTS INTO CANADA FOR CONSUMPTION

Articles and Countries from which Imported	MONTH OF APRIL 1957		FOUR MONTHS ENDED APRIL 1957		Class Number
	Quantities	Values (\$)	Quantities	Values (\$)	
GROUP 6					
NONFERROUS METALS AND PRODUCTS					
ALUMINA AND BAUXITE N O P	CWT				6001
100 U KINGDOM	68	952	147	2068	
221 B GUIANA	134955	141142	804169	880034	
356 SURINAM	35977	30297	607620	516625	
400 U STATES	156923	159872	254038	523643	
	327923	332263	1665974	1922370	
BAUXITE ALUMINA FOR REFINING	CWT				6002
221 B GUIANA	126336	35712	528864	144770	
224 JAMAICA	915354	2903708	2193256	7122053	
328 FR AFRICA	62272	16948	62272	16948	
347 JAPAN			267085	780136	
356 SURINAM	421702	116983	421702	116983	
	1525664	3073351	3473179	8180890	
CRYOLITE OR KRYOLITE	CWT				6003
400 U STATES	42	555	712	8920	
	42	555	712	8920	
ALUMINUM PIGS INGOTS BLOCKS	CWT				6004
100 U KINGDOM	53	2834	93	4314	
400 U STATES	101	2720	1049	27675	
	154	5554	1142	31989	
ALUMINUM SCRAP	CWT				6005
400 U STATES	504	7114	1695	19512	
	504	7114	1695	19512	
ALUMINUM ANGLES CHANNELS BEAMS	CWT				6006
100 U KINGDOM	334	15352	871	44680	
400 U STATES	587	43216	2277	177173	
	921	58568	3148	221853	
ALUMINUM BAR ROD AND WIRE RODS	CWT				6007
100 U KINGDOM	636	27465	1200	50386	
335 GERMANY W			2	132	
400 U STATES	663	28907	1709	95193	
	1299	56372	2911	145711	
ALUMINUM LEAF OR FOIL					6009
100 U KINGDOM		19424		91711	
305 AUSTRIA		1661		4882	
335 GERMANY W		418		478	
344 ITALY		2160		2160	
376 SWITZRLND				639	
400 U STATES		56336		207216	
		79999		307086	
ALUMINUM PIPES AND TUBES	CWT				6010
100 U KINGDOM	869	47057	2994	156493	
400 U STATES	145	11916	579	49824	
	1014	58973	3573	206317	
ALUMINUM PLATES SHEETS STRIPS	CWT				6011
100 U KINGDOM	3336	120485	8180	316674	
335 GERMANY W			24	1470	
376 SWITZRLND	77	3557	122	5686	
400 U STATES	1763	113949	9890	575343	
	5176	237991	18216	899173	
ALUMINUM POWDER AND PASTE	LB				6012
100 U KINGDOM	11790	3492	51262	15861	
400 U STATES	12575	7346	34060	19745	
	24365	10838	85322	35606	
ALUMINUM WIRE AND CABLE	CWT				6013
100 U KINGDOM	7881	258630	7881	258630	
400 U STATES	374	19017	1047	56632	
	8255	277647	8928	315262	
ALUMINUM HOUSEHOLD HOLLOW WARE					6014
100 U KINGDOM		7210		16861	
327 FRANCE		51		51	
335 GERMANY W		451		889	
344 ITALY		9066		20426	
347 JAPAN		1530		2904	
372 SPAIN		2413		2413	
376 SWITZRLND		326		326	
400 U STATES		185165		515308	
		206212		559178	
ALUMINUM MANUFACTURES N O P					6015
100 U KINGDOM		79356		184143	
231 HONG KONG				385	
306 BELGIUM				222	
317 CZECHO S				776	
327 FRANCE		785		2535	
335 GERMANY W		2805		12998	
344 ITALY		13331		19322	
347 JAPAN		9916		26655	
354 NETHRLNDS		508		7092	
359 NORWAY		308		308	
365 POLAND		98		98	
375 SWEDEN		200		7143	
376 SWITZRLND		4574		14670	
381 ALASKA				844	
400 U STATES		913112		3343266	
		1024993		3620457	
BRASS 4'N BLOCKS INGOTS OR PIGS	CWT				6021
400 U STATES	16	504	16	504	
	16	504	16	504	

IMPORTS INTO CANADA FOR CONSUMPTION

Articles and Countries from which Imported	MONTH OF APRIL 1957		FOUR MONTHS ENDED APRIL 1957		Class Number
	Quantities	Values (\$)	Quantities	Values (\$)	
BRASS SCRAP 100 U KINGDOM 400 U STATES	CWT		6	73	6022
	22	468	772	21140	
BRASS IN BARS AND RODS 100 U KINGDOM 335 GERMANY W 388 YUGO SLAV 400 U STATES	CWT	817	3164	91065	6023
	115	6169	5	133	
BRASS IN STRIPS SHEETS PLATES 100 U KINGDOM 306 BELGIUM 335 GERMANY W 400 U STATES	CWT	2038	7559	261416	6024
	247	17703	27	1066	
BRASS TUBING 100 U KINGDOM 335 GERMANY W 376 SWITZRLND 400 U STATES	CWT	43	64	4405	6025
	23	910	35	1303	
METAL CAPS FOR ELEC BATTERIES 400 U STATES				20632	6026
		5687		20632	
BRASS OR BRONZE COIN LOCKS 400 U STATES				1660	6029
		477		1660	
BRASS HAND PUMPS N O P 100 U KINGDOM 400 U STATES				506	6030
		2878		8349	
BRASS VALVES PLATED OR NOT 100 U KINGDOM 306 BELGIUM 318 DENMARK 335 GERMANY W 344 ITALY 347 JAPAN 354 NETHRLNDS 375 SWEDEN 400 U STATES		25945		43671	6031
		2157		1079	
BRASS METERS AND PARTS 100 U KINGDOM 400 U STATES		5895		27046	6032
		44830		213101	
BRASS WIRE N O P 100 U KINGDOM 400 U STATES	LB	22800	44573	18654	6033
		1937	16296	12199	
BRASS WIRE CLOTH OR WOVEN WIRE 100 U KINGDOM 305 AUSTRIA 327 FRANCE 335 GERMANY W 400 U STATES		10957	60869	30853	6034
		670		6718	
BRASS MANUFACTURES N O P 100 U KINGDOM 215 INDIA 231 HONG KONG 306 BELGIUM 318 DENMARK 327 FRANCE 335 GERMANY W 344 ITALY 347 JAPAN 354 NETHRLNDS 359 NORWAY 360 ISRAEL 372 SPAIN 375 SWEDEN 376 SWITZRLND 392 SYRIA 400 U STATES		76728		269165	6035
		1875		3761	
BRASS WIRE FOR FOURDRINIER 100 U KINGDOM 335 GERMANY W 344 ITALY 347 JAPAN 354 NETHRLNDS 375 SWEDEN 400 U STATES		3948		39088	6036
		15596		479	
PLUMBERS BRASS GOODS 100 U KINGDOM 335 GERMANY W 344 ITALY 347 JAPAN 354 NETHRLNDS 375 SWEDEN 400 U STATES		7854		24224	6037
		344777		21611	
COPPER IN BLOCKS PIGS INGOTS 400 U STATES	CWT	301	501	16595	6042
		9735	501	16595	
COPPER SCRAP 400 U STATES	CWT	10251	58830	1575646	6043
		250500	58830	1575646	
COPPER BARS FOR ELECTRIC WIRES 400 U STATES	CWT	3271	13660	475619	6044
		113725	13660	475619	

IMPORTS INTO CANADA FOR CONSUMPTION

Articles and Countries from which imported	MONTH OF APRIL 1957		FOUR MONTHS ENDED APRIL 1957		Class Number
	Quantities	Values (\$)	Quantities	Values (\$)	
COPPER IN BARS OR RODS N O P	CWT				6046
100 U KINGDOM	25	1256	25	1256	
335 GERMANY W	565	26499	565	26499	
400 U STATES	197	8865	1061	35783	
	787	36620	1651	63538	
COPPER IN STRIPS SHEETS PLATES	CWT				6047
100 U KINGDOM	1468	59667	3551	143679	
400 U STATES	87	7870	359	31595	
	1555	67537	3910	175274	
COPPER TUBING	CWT				6048
100 U KINGDOM	807	38269	2114	103428	
400 U STATES	256	25514	1000	88990	
	1063	63783	3114	192418	
COPPER ROLLERS FOR WALL PAPER		333		24029	6049
100 U KINGDOM				6277	
400 U STATES		333		30306	
COPPER WIRE N O P	LB				6050
354 NETHRLNDS			170	128	
400 U STATES	1566	2167	9711	8881	
	1566	2167	9681	9009	
COPPER WIRE CLOTH WOVEN WIRE					6051
100 U KINGDOM		187		187	
400 U STATES				760	
		187		947	
COPPER MANUFACTURES OF N O P					6052
100 U KINGDOM		1551		16392	
215 INDIA				57	
231 HONG KONG				104	
305 AUSTRIA				102	
306 BELGIUM				314	
335 GERMANY W				792	
344 ITALY		191		1390	
347 JAPAN		174		174	
354 NETHRLNDS		3308		3584	
375 SWEDEN		485		1699	
376 SWITZRLND		90		90	
392 SYRIA				300	
400 U STATES		81758		331617	
		87557		356615	
LEAD IN PIGS AND BLOCKS	LB				6061
400 U STATES			1305644	200559	
			1305644	200559	
LEAD OLD AND SCRAP	LB				6062
400 U STATES	5000	1440	9450	2642	
	5000	1440	9450	2642	
LEAD IN BARS AND SHEETS	LB				6063
100 U KINGDOM	14072	2582	14072	2582	
400 U STATES			2095	576	
	14072	2582	16167	3158	
LEAD PIPE	LB				6064
LEAD CAPSULES FOR BOTTLES					6065
100 U KINGDOM		576		5614	
354 NETHRLNDS		3575		4423	
		4151		10037	
LEAD SHOT AND BULLETS	LB				6066
100 U KINGDOM	350	142	5550	1552	
400 U STATES	949	556	3565	1979	
	1299	698	9115	3531	
LEAD MANUFACTURES N O P					6068
100 U KINGDOM		3365		13386	
231 HONG KONG				319	
335 GERMANY W		872		872	
347 JAPAN				195	
354 NETHRLNDS		962		1047	
400 U STATES		15356		66102	
		20555		81921	
RODS 90 PC NICKEL FOR WIRE	LB				6070
400 U STATES	305	609	17649	21896	
	305	609	17649	21896	
NICKEL NICKEL SILVER IN INGOTS	LB				6071
NICKEL BARS RODS STRIPS SHEETS	LB				6072
100 U KINGDOM	22524	33084	30923	47991	
335 GERMANY W	162	151	162	151	
359 NORWAY	30200	24138	60200	42743	
400 U STATES	278526	286046	765618	816197	
	331422	343419	856903	907082	
NICKEL SILVER BARS RODS STRIPS	LB				6073
400 U STATES			423	507	
			423	507	
NICKEL CHROMIUM IN BARS RODS	LB				6074
400 U STATES	3142	4721	7154	10530	
	3142	4721	7154	10530	
NICKEL MANUFACTURES NOT PLATED					6075
100 U KINGDOM		3628		11423	
400 U STATES		16799		122159	
		20427		133582	
NICKEL AND PLATED HOLLOW WARE					6076
400 U STATES				249	
				249	
NICKEL PLATED WARE N O P					6077
100 U KINGDOM		26739		78895	
305 AUSTRIA		791		791	
306 BELGIUM				332	

IMPORTS INTO CANADA FOR CONSUMPTION

Articles and Countries from which imported	MONTH OF APRIL 1957		FOUR MONTHS ENDED APRIL 1957		Class Number
	Quantities	Values (\$)	Quantities	Values (\$)	
327 FRANCE		71		919	
335 GERMANY W		23744		80976	
344 ITALY		452		3013	
347 JAPAN		1741		5948	
354 NETHRLNDS		3244		5120	
375 SWEDEN		1000		1418	
376 SWITZRLND				291	
400 U STATES		95318		392252	
		153100		569255	
ELECTRO PLATED WARE GILT WARE					6082
100 U KINGDOM		128412		309276	
207 UN 80 AFR				912	
215 INDIA		1223		1941	
231 HONG KONG		2507		12012	
305 AUSTRIA		1581		3659	
306 BELGIUM		251		370	
317 CZECHOS				1575	
327 FRANCE		1904		4832	
335 GERMANY W		64895		137702	
344 ITALY		11519		24166	
347 JAPAN		27458		118182	
354 NETHRLNDS				3137	
372 SPAIN		155		685	
375 SWEDEN		411		3312	
376 SWITZRLND		589		2317	
400 U STATES		1018709		3631739	
		1259614		4255817	
GOLD SILVER SWEEPS GOLO FRINGE					6084
100 U KINGDOM		160		160	
327 FRANCE		1303		4057	
335 GERMANY W				95	
400 U STATES		688		6426	
		2151		10738	
GOLD SILVER OUTCH METAL LEAF					6085
100 U KINGDOM		2515		11719	
335 GERMANY W		480		2148	
400 U STATES		9135		29575	
		12130		43442	
GOLO MANUFACTURES N O P					6086
100 U KINGDOM		187		905	
335 GERMANY W		1728		2374	
344 ITALY		149		752	
400 U STATES		6862		25051	
		8926		29082	
PLATINUM PALLADIUM IRIIDIUM					6087
100 U KINGDOM		848106		5909715	
400 U STATES		2325		69746	
		850431		5979461	
PLATINUM CRUCIBLES					6088
400 U STATES		14879		492815	
		14879		492815	
PLAT RETORT FOR SULPHURIC ACID					6089
BLACK OXIDE COPPER FOR COLOURS	LB				6090
SILVER UNMANUFACTURED	OZ				6091
COIN FOREIGN EXCEPT GOLO					6092
TOILET ARTICLES OF STERLING					6093
100 U KINGDOM		1520		2695	
335 GERMANY W		72		72	
400 U STATES		543		1366	
		2135		4133	
SILVER MANUFACTURES N O P					6094
100 U KINGDOM		49219		99912	
318 DENMARK		4271		9987	
327 FRANCE				298	
335 GERMANY W		1594		9133	
344 ITALY		55		303	
352 MEXICO		497		719	
354 NETHRLNDS				75	
359 NORWAY				166	
375 SWEDEN		399		1495	
376 SWITZRLND				165	
400 U STATES		11008		45011	
		67043		167264	
TIN BLOCKS PIGS OR BARS					6101
100 U KINGDOM	CWT	168	15689	1533	146874
218 MALAYA		3808	366829	7952	766541
306 BELGIUM		896	82402	7168	669552
354 NETHRLNDS		1792	165019	3024	286114
400 U STATES		2128	211276	5982	583955
		8792	841215	25659	2453036
TINFOIL	LB				6102
400 U STATES		2198	1776	5433	4937
		2198	1776	5433	4937
COLLAPSIBLE TUBES OF METAL					6103
100 U KINGDOM				426	
400 U STATES		3718		11585	
		3718		12011	
ZINC BLOCKS PIGS BARS PLATES	CWT				6112
400 U STATES		74	2199	256	6550
		74	2199	256	6550
ZINC STRIP AND SHEETS	CWT				6113
100 U KINGDOM		141	2510	223	4043

IMPORTS INTO CANADA FOR CONSUMPTION

Articles and Countries from which Imported	MONTH OF APRIL 1957		FOUR MONTHS ENDED APRIL 1957		Class Number
	Quantities	Values (\$)	Quantities	Values (\$)	
306 BELGIUM	356	6448	1172	22275	
335 GERMANY W	229	3742	2671	45769	
400 U STATES	1758	51585	7267	203956	
ZINC DUST	2484	64285	11333	276043	
	CWT				6115
100 U KINGDOM	1072	14864	3112	45725	
354 NETHRLNDS			4	141	
400 U STATES	93	1638	981	16650	
ZINC MANUFACTURES N O P	1165	16502	4097	62516	
100 U KINGDOM		2870		4468	6116
231 HONG KONG		1512		2261	
318 DENMARK				122	
327 FRANCE				282	
335 GERMANY W		715		1937	
347 JAPAN		680		4037	
400 U STATES		193223		806357	
ZINC SLUGS FOR DRY BATTERIES		199000		819464	
400 U STATES		19530		77499	6117
ALLOYS OF COPPER		19530		77499	
100 U KINGDOM		1997		5962	6119
400 U STATES		13746		121825	
ALLOYS OF MAGNESIUM		15743		127787	
100 U KINGDOM		1124		1124	6120
400 U STATES		21819		116053	
BABBITT METAL IN BLOCKS BARS		22943		117177	
100 U KINGDOM	CWT				6121
400 U STATES	20	1767	43	2638	
BRITANNIA METAL AND MFRS	15	1218	74	6637	
100 U KINGDOM	35	2985	117	9275	
318 DENMARK		453		2488	6123
400 U STATES		120		120	
CHROMIUM TUNGSTEN FOR ALLOYS		92		1958	
100 U KINGDOM	LB	665		4566	6124
305 AUSTRIA	11460	14002	32131	35529	
354 NETHRLNDS			20	309	
400 U STATES	13	302	21	361	
ALLOY SLUGS CAST WITH DIAMONDS	6648	42794	23056	122107	
400 U STATES	18121	57098	55228	158306	
PHOSPHOR TIN PHOSPHOR BRONZE					6125
100 U KINGDOM	LB	3576		9525	
335 GERMANY W	120247	73739	339718	213950	6126
400 U STATES	3362	2400	90243	65743	
WATCHES OVER ONE JEWEL	3920	3952	35831	32408	
100 U KINGDOM	127529	80091	465792	312101	6127
231 HONG KONG		55		475	
305 AUSTRIA				251	
327 FRANCE				50	
335 GERMANY W		2147		12856	
376 SWITZRLND		4907		32366	
383 HAWAII		83878		271248	
400 U STATES		200		200	
WATCHES ONE OR NO JEWEL		2250		9374	
305 AUSTRIA		93437		326820	6128
335 GERMANY W				1918	
375 SWEDEN		1588		4353	
376 SWITZRLND				650	
400 U STATES		72546		172855	
WATCH ACTIONS OVER ONE JEWEL		888		2597	
100 U KINGDOM		75022		182373	6129
327 FRANCE		1305		7136	
335 GERMANY W		10251		25369	
376 SWITZRLND		34608		157361	
400 U STATES		508577		1388617	
WATCH ACTIONS ONE OR NO JEWEL		16966		45089	
100 U KINGDOM		571705		1623572	6130
376 SWITZRLND				87033	
400 U STATES		16478		27328	
CLOCKS N O P		10597		71	6131
100 U KINGDOM	NO	27146		114432	
327 FRANCE	178	1337	1847	9885	
335 GERMANY W	2	217	2	217	
347 JAPAN	7405	42271	15720	87215	
354 NETHRLNDS	180	567	180	567	
375 SWEDEN	1	70	400	2341	
376 SWITZRLND	125	4158	12	242	
400 U STATES	9588	50045	300	6471	
CLOCK MOVEMENTS AND CASES	17479	98665	44029	218334	
100 U KINGDOM		3839		11806	6132
335 GERMANY W		11542		12993	
359 NORWAY		168		168	
376 SWITZRLND		4404		7151	

IMPORTS INTO CANADA FOR CONSUMPTION

Articles and Countries from which Imported	MONTH OF APRIL 1957		FOUR MONTHS ENDED APRIL 1957		Class Number	
	Quantities	Values (\$)	Quantities	Values (\$)		
400 U STATES		13293		38376	6133	
PARTS OF CLOCK MOVEMENTS		33246		70494		
100 U KINGDOM		12477		32575	6133	
335 GERMANY W		297		2357		
354 NETHRLNDS		2205		2811		
359 NORWAY		3698		8146		
376 SWITZRLND		55		328		
400 U STATES		41733		170403		
TIME RECORDERS		60465		216620	6134	
100 U KINGDOM				4380		
225 TRINIDAD				6980		
335 GERMANY W		217		980		
376 SWITZRLND		449		1924		
400 U STATES		18004		64503		
ALARM CLOCKS		18670		78767	6135	
100 U KINGDOM	NO	15	89	7685		9577
327 FRANCE				5000		6301
335 GERMANY W	51545		85796	116581		199367
344 ITALY		32	57	32		57
347 JAPAN				204		436
376 SWITZRLND		220	779	2036		7178
400 U STATES		1648	4301	3400		8870
		53460	91022	134938		231786
WATCH CASES AND PARTS						6136
100 U KINGDOM		2544		9029		
231 HONG KONG		1525		2944		
327 FRANCE		10263		44037		
335 GERMANY W		8412		44479		
347 JAPAN		81		686		
354 NETHRLNDS				135		
376 SWITZRLND		34668		113758		
400 U STATES		91735		384449		
		149228		599517		
PARTS OF WATCH MOVEMENTS					6138	
100 U KINGDOM		1359		9446		
327 FRANCE		1149		5560		
335 GERMANY W		3720		9335		
347 JAPAN		164		341		
376 SWITZRLND		38906		134844		
400 U STATES		10048		65530		
BATTERIES FLASHLIGHT AND PARTS		55346		225056	6139	
231 HONG KONG		5669		9423		
347 JAPAN				251		
400 U STATES		27063		47961		
BATTERIES HEARING AID AND PTS					6140	
400 U STATES		21222		104676		
BATTERIES ELECTRIC PRIMARY NOP		21222		104676	6141	
100 U KINGDOM		2341		4349		
231 HONG KONG		654		1443		
327 FRANCE				2650		
335 GERMANY W		240		4088		
347 JAPAN		2940		5169		
400 U STATES		42730		176636		
		48905		194335		
BATTERIES STORAGE N O P PARTS					6142	
100 U KINGDOM		79090		177185		
327 FRANCE		2971		24830		
335 GERMANY W		2046		5060		
400 U STATES		114850		690886		
		198957		897961		
APPARATUS ELECTRIC HEATING NOP					6143	
100 U KINGDOM		1681		12554		
318 DENMARK				65		
335 GERMANY W		1855		11914		
354 NETHRLNDS				111		
376 SWITZRLND				61		
384 P RICO				3627		
400 U STATES		136980		586757		
		140516		615089		
DYNAMOS GENERATORS AND PTS NOP					6144	
100 U KINGDOM		425429		1064457		
318 DENMARK				67		
335 GERMANY W		27681		38805		
347 JAPAN		1498		1498		
375 SWEDEN		186		377		
376 SWITZRLND		4582		5043		
381 ALASKA		605		605		
400 U STATES		1127082		4860983		
		1587063		5971835		
FUSES FUSE PLUGS CUTOUTS PARTS					6145	
100 U KINGDOM		12145		47913		
327 FRANCE		723		1735		
335 GERMANY W				152		
376 SWITZRLND				390		
400 U STATES		99592		480913		
		112460		531103		
FLUORESCENT TUBES ARC LAMPS	NO				6146	
100 U KINGDOM	122	369	173	555		
347 JAPAN			500	323		
400 U STATES	49352	61394	159517	163460		
	49474	61763	160190	164338		

IMPORTS INTO CANADA FOR CONSUMPTION

Articles and Countries from which Imported	MONTH OF APRIL 1957		FOUR MONTHS ENDED APRIL 1957		Class Number
	Quantities	Values (\$)	Quantities	Values (\$)	
LAMPS ELECTRIC CARBON FILAMENT 400 U STATES	NO		270	101	6147
LAMPS ELECTRIC METAL FILAMENT	NO		270	101	6148
100 U KINGDOM	52039	2473	68304	4224	
231 HONG KONG			16680	1314	
305 AUSTRIA			690	707	
306 BELGIUM	5000	648	18509	2366	
335 GERMANY W	3470	362	8139	1145	
347 JAPAN	968200	19821	1368650	35244	
354 NETHRLNDS	152042	10227	435500	32469	
375 SWEDEN			200	556	
400 U STATES	1359895	383072	6364917	1452029	
	2540646	416603	8281589	1530054	
LIGHTS HEAD SIDE TAIL TORCHES					6149
100 U KINGDOM		9120		31640	
231 HONG KONG		31203		104337	
317 CZECHOS				135	
327 FRANCE				385	
335 GERMANY W		4765		10251	
347 JAPAN		2953		18922	
354 NETHRLNDS		322		1068	
400 U STATES		108239		487132	
		156602		653870	
ELECTRIC LIGHT FIXTURES N O P					6150
100 U KINGDOM		7637		32034	
215 INDIA		77		77	
231 HONG KONG				2068	
305 AUSTRIA		259		1859	
313 CHINA				203	
317 CZECHOS		6718		8996	
318 DENMARK		464		3803	
327 FRANCE		5314		8995	
335 GERMANY W		22158		48442	
344 ITALY		7373		17912	
347 JAPAN		2685		9464	
354 NETHRLNDS		2502		6532	
359 NORWAY		417		1864	
372 SPAIN				2927	
375 SWEDEN				2603	
383 HAWAII				84	
389 IRELAND				340	
400 U STATES		494319		2071394	
		549923		2219597	
LIGHTNING ARRESTERS REACTORS					6151
100 U KINGDOM		13804		24874	
327 FRANCE		3368		7723	
375 SWEDEN		52		3713	
376 SWITZRLND		8282		12612	
400 U STATES		35659		239167	
		61165		288089	
MAGNETOS FOR GAS ENGINES					6152
400 U STATES		3358		61676	
		3358		61676	
METERS ELECTRIC AND PARTS N O P					6153
100 U KINGDOM		40257		108858	
305 AUSTRIA				257	
318 DENMARK				94	
335 GERMANY W				809	
347 JAPAN		1799		6992	
354 NETHRLNDS				473	
375 SWEDEN				68	
376 SWITZRLND		4494		11554	
400 U STATES		217134		965027	
		263684		1094132	
MOTORS ELECTRIC UNDER 10 DOL	NO				6154
100 U KINGDOM	605	2548	2709	16356	
335 GERMANY W			30	99	
354 NETHRLNDS	1364	3281	1409	3435	
376 SWITZRLND			11	98	
400 U STATES	12323	33570	33836	121020	
	14222	39399	37995	141008	
MOTORS ELECTRIC N O P AND PARTS					6155
100 U KINGDOM		431057		1197833	
306 BELGIUM		9693		23592	
318 DENMARK		75		75	
327 FRANCE				1204	
335 GERMANY W		1809		7376	
344 ITALY		73		5417	
347 JAPAN				162	
354 NETHRLNDS		1495		7572	
359 NORWAY				139	
361 PANAMA				181	
375 SWEDEN		904		6819	
376 SWITZRLND		525		4125	
381 ALASKA				214	
400 U STATES		1439406		6700356	
		1885037		7955065	
RHEOSTATS CONTROLLERS STARTERS					6156
100 U KINGDOM		28203		145697	
231 HONG KONG		452		3542	
318 DENMARK		1297		2032	
335 GERMANY W				1957	
375 SWEDEN				120	
376 SWITZRLND		205		6647	
400 U STATES		875829		3732438	
		905986		3892433	

IMPORTS INTO CANADA FOR CONSUMPTION

Articles and Countries from which Imported	MONTH OF APRIL 1957		FOUR MONTHS ENDED APRIL 1957		Class Number	
	Quantities	Values (\$)	Quantities	Values (\$)		
SAD IRONS ELECTRIC AND PARTS					6157	
100 U KINGDOM		2986		18002		
400 U STATES		54014		172093		
		57000		190095		
SELFCONTAINED LIGHTING OUTFITS					6158	
100 U KINGDOM				810		
400 U STATES		1525		16352		
		1525		17162		
SOCKETS OUTLETS RECEPTACLES					6159	
100 U KINGDOM		713		2528		
335 GERMANY W				2234		
400 U STATES		165491		775206		
		166204		779968		
SPARK PLUGS MAGNETOS IGNITION					6160	
100 U KINGDOM		14328		19120		
335 GERMANY W		124		234		
400 U STATES		185532		329091		
		199984		348445		
SWITCHES SWITCHBOARDS AND PTS					6161	
100 U KINGDOM		67521		504178		
305 AUSTRIA		812		1243		
327 FRANCE		36633		68448		
335 GERMANY W		72		14621		
347 JAPAN		671		7607		
354 NETHRLNDS				1317		
375 SWEDEN		18501		61937		
376 SWITZRLND		174470		399160		
400 U STATES		993843		4221349		
		1292523		5279860		
SWITCHGEAR FOR MINES						6162
100 U KINGDOM		941		16365		
400 U STATES		5569		11779		
		6510		28144		
TELEGRAPH APPARATUS AND PARTS					6163	
100 U KINGDOM		126024		347416		
234 AUSTRALIA				1102		
335 GERMANY W		5718		147545		
400 U STATES		666648		2634135		
		798390		3130198		
TELEPHONE APPARATUS AND PARTS					6164	
100 U KINGDOM		233974		643275		
306 BELGIUM				12282		
335 GERMANY W		2541		6875		
354 NETHRLNDS		257		257		
375 SWEDEN		2149		9388		
376 SWITZRLND		2080		2738		
400 U STATES		1682783		5955871		
		1923784		6630686		
TRANSFORMERS AND PARTS N O P					6165	
100 U KINGDOM		172240		423408		
318 DENMARK		130		444		
327 FRANCE		19953		37153		
335 GERMANY W		81		1754		
344 ITALY		73		1215		
347 JAPAN		353		1248		
354 NETHRLNDS		2421		5645		
375 SWEDEN		1367		48733		
376 SWITZRLND		36225		114414		
400 U STATES		586530		2170666		
		619373		2804680		
RADIO TUBES					6166	
100 U KINGDOM	NO	4546	6512	10516		33793
335 GERMANY W		1500	627	1500		627
354 NETHRLNDS		87830	29830	205926		83056
375 SWEDEN		100	971	1025		4096
400 U STATES		401705	420112	1893215		2108028
		495681	458052	2112182	2229600	
RADIO APPARATUS N O P					6167	
100 U KINGDOM		548220		1592739		
234 AUSTRALIA				591		
305 AUSTRIA				1740		
318 DENMARK		1211		3253		
327 FRANCE		291		7903		
335 GERMANY W		22692		45805		
344 ITALY		253		11482		
347 JAPAN		8327		29071		
354 NETHRLNDS		24875		79454		
375 SWEDEN		1540		4979		
376 SWITZRLND				7615		
400 U STATES		2140706		9001196		
		2748115		10785828		
ELECTRIC DRY SHAVING MACHINES					6168	
100 U KINGDOM				704		
305 AUSTRIA				5785		
306 BELGIUM				1680		
335 GERMANY W		14597		31220		
347 JAPAN		1192		2658		
354 NETHRLNDS		74896		128037		
376 SWITZRLND				5705		
384 P RICO				11464		
400 U STATES		256083		977288		
		346768		1164541		
ELECT STEAM GENERATORS AND PTS					6169	
100 U KINGDOM	NO	493060		1906482		
376 SWITZRLND		2860		3120		
400 U STATES		249193		344435		
		4		5		
		4	745113	6	2254037	

IMPORTS INTO CANADA FOR CONSUMPTION

Articles and Countries from which Imported	MONTH OF APRIL 1957		FOUR MONTHS ENDED APRIL 1957		Class Number
	Quantities	Values (\$)	Quantities	Values (\$)	
ELECTRIC APPARATUS N O P					6170
100 U KINGDOM		137122		666352	
234 AUSTRALIA		2583		2978	
305 AUSTRIA				2279	
306 BELGIUM				1587	
318 DENMARK		1886		3283	
327 FRANCE		1558		15674	
335 GERMANY W		4927		26304	
344 ITALY		95		2271	
347 JAPAN		5100		15787	
354 NETHRLNDS		6064		25849	
375 SWEDEN		4777		35564	
376 SWITZRLND		45631		68990	
384 P RICO				460	
400 U STATES		3038862		10648454	
		3248605		11515832	
ELECTRIC PRECISION INSTRUMENTS					6171
100 U KINGDOM		49046		220826	
207 UN SO AFR		16560		16560	
225 TRINIDAD		2288		5068	
305 AUSTRIA				184	
318 DENMARK		1061		8184	
327 FRANCE				814	
335 GERMANY W		15488		55387	
347 JAPAN		2112		4984	
354 NETHRLNDS		11313		36640	
376 SWITZRLND		2900		10850	
400 U STATES		854705		3965768	
		955473		4325265	
ELECTRIC OR GAS WELDING APP					6172
100 U KINGDOM		7470		43917	
305 AUSTRIA		555		555	
327 FRANCE		1858		3342	
335 GERMANY W		1113		2822	
375 SWEDEN				308	
376 SWITZRLND		335		3810	
400 U STATES		616761		2520013	
		628092		2574767	
RADIO RECEIVING SETS					6173
NO					
100 U KINGDOM	107	14193	1115	53148	
231 HONG KONG			1	75	
305 AUSTRIA			49	2508	
335 GERMANY W	164	6491	2042	112051	
347 JAPAN	2928	19650	9032	67806	
354 NETHRLNDS	2	108	103	5160	
400 U STATES	3534	94401	18012	458312	
	6735	134843	30354	699060	
TELEVISION RECEIVING SETS					6174
NO					
400 U STATES	211	20080	870	81868	
	211	20080	870	81868	
RADIO SET PARTS TARIFF 4450					6175
100 U KINGDOM		127630		482132	
318 DENMARK				1133	
327 FRANCE		552		930	
335 GERMANY W		5118		10818	
344 ITALY				319	
347 JAPAN				248	
354 NETHRLNDS		60260		179302	
376 SWITZRLND		1413		2429	
400 U STATES		257909		1098305	
		452882		1775616	
RADIO TUBE PARTS TARIFF 445P					6176
100 U KINGDOM		1199		12946	
305 AUSTRIA		274		464	
344 ITALY		379		698	
354 NETHRLNDS		4259		8482	
400 U STATES		312655		1498187	
		318766		1520777	
SOUND EQUIPMENT N O P					6177
100 U KINGDOM		4924		34891	
234 AUSTRALIA		138		651	
306 BELGIUM				2602	
318 DENMARK		79		385	
335 GERMANY W		376		2742	
344 ITALY				69	
347 JAPAN		2191		4849	
354 NETHRLNDS		6140		7080	
376 SWITZRLND				1970	
400 U STATES		205167		843509	
		219015		898748	
TAPE RECORDERS AND PARTS					6178
NO					
100 U KINGDOM	43	4672	79	11093	
335 GERMANY W	16	1819	84	6834	
344 ITALY			2	69	
347 JAPAN			2	318	
354 NETHRLNDS	5	292	255	14999	
376 SWITZRLND			7	2329	
400 U STATES	959	182854	4490	621062	
	1023	189637	4919	656704	
LIGHTING FIXTURES GAS COAL OIL					6181
100 U KINGDOM		646		4534	
231 HONG KONG		435		5184	
305 AUSTRIA				189	
327 FRANCE		135		577	
335 GERMANY W		106		5078	
344 ITALY		224		365	

IMPORTS INTO CANADA FOR CONSUMPTION

Articles and Countries from which Imported	MONTH OF APRIL 1957		FOUR MONTHS ENDED APRIL 1957		Class Number
	Quantities	Values (\$)	Quantities	Values (\$)	
347 JAPAN		5461		20206	
354 NETHRLNDS		81		7817	
372 SPAIN				567	
400 U STATES		34754		108586	
GAS MANTLES GAS BURNERS		41842		153103	
100 U KINGDOM		168		168	6182
400 U STATES		3901		26837	
GAS METERS AND PARTS		4069		27005	
100 U KINGDOM		15813		73519	6183
400 U STATES		254748		822807	
PLATES CYLINDERS ENGRAVERS		270561		896326	
100 U KINGDOM		5275		8575	6191
335 GERMANY W				131	
354 NETHRLNDS				2835	
400 U STATES		92001		330208	
PLATES PRINTING 2 COLOURS		97276		341749	
100 U KINGDOM		3110		5781	6192
376 SWITZRLND				150	
400 U STATES		9797		78128	
PLATES FOR PRINTING MUSIC		12907		84059	
354 NETHRLNDS				100	6193
400 U STATES		6392		134960	
STEREOTYPES ELECTROTYPES NOP		6392		135060	
400 U STATES	SQ IN	1193	52560	11465	6194
MATRICES FOR STEREOTYPES 475A		3178	52560	11465	
400 U STATES	SQ IN	58018	742082	3127	6195
STEREOTYPES FOR BOOKS		58018	742082	3127	
100 U KINGDOM	SQ IN		54860	11354	6196
400 U STATES		266637	1407197	102122	
STEREOTYPES FOR ADVERTISEMENTS		266637	1462057	113476	
100 U KINGDOM	SQ IN				6197
354 NETHRLNDS				1231	
400 U STATES		288777	16999	1856	
TYPE METAL IN BLOCKS PLATES		288777	16999	51	
TYPE PRINTING CHASES QUOINS	LB			49067	6198
100 U KINGDOM				1211307	
231 HONG KONG				49234	
318 DENMARK					6199
335 GERMANY W		4219		8903	
336 GREECE				152	
400 U STATES		22930		122	
PRINTG PLATES FOR PUBLICATIONS		28112		3910	
100 U KINGDOM				337	
354 NETHRLNDS				74811	
400 U STATES				88235	
MOULDING MATERIAL ELECTROTYPE					6200
100 U KINGDOM				300	
400 U STATES				175	
TUNGSTEN BEARING ORES				185590	
CHROME ORE				47712	
205 RHOD NYAS					6201
400 U STATES				337	
ANTIMONY OR REGULUS OF				3974	
100 U KINGDOM				4311	
306 BELGIUM					6208
313 CHINA					
BISMUTH METALLIC NATURAL					6210
400 U STATES					
COBALT ORE					6211
400 U STATES					
MANGANESE ORE					6212
100 U KINGDOM					
309 BRAZIL					6215
400 U STATES					
ORES OF METALS N O P					6216
100 U KINGDOM					
363 PERU					6217
400 U STATES					
MERCURY OR QUICKSILVER					6218
100 U KINGDOM					
352 MEXICO					
363 PERU					
372 SPAIN					
400 U STATES					

IMPORTS INTO CANADA FOR CONSUMPTION

Articles and Countries from which Imported	MONTH OF APRIL 1957		FOUR MONTHS ENDED APRIL 1957		Class Number
	Quantities	Values (\$)	Quantities	Values (\$)	
ANODES NICKEL ZINC COPPER ETC 400 U STATES		359		7535	6219
		359		7535	
ARTICLES FOR AGRIC IMPLEMENTS 100 U KINGDOM 400 U STATES		577		965	6220
		34738		159738	
		35315		160703	
ARTICLES FOR STORAGE BATTERIES 400 U STATES		28237		95753	6221
		28237		95753	
BELLS FOR CHURCHES 100 U KINGDOM 327 FRANCE 376 SWITZRLND 400 U STATES		439		439	6222
		5867		12704	
				1570	
		25808		45393	
		32114		60106	
BELLS AND GONGS N O P 100 U KINGDOM 215 INDIA 306 BELGIUM 335 GERMANY W 347 JAPAN 354 NETHRLNDS 400 U STATES		690		1622	6223
				108	
				1875	
		1532		4814	
		311		503	
		15443		125	
		17976		65471	
				74518	
SLIOE OR ZIPPER FASTENERS 100 U KINGDOM 335 GERMANY W 400 U STATES		611		1114	6225
				229	
		3708		39024	
		4319		40367	
BUCKLES CLASPS EYELETS HOOKS 100 U KINGDOM 231 HONG KONG 305 AUSTRIA 317 CZECHOS 327 FRANCE 335 GERMANY W 344 ITALY 347 JAPAN 354 NETHRLNDS 376 SWITZRLND 400 U STATES		10823		39411	6226
		400		400	
				60	
				1481	
		56		56	
		5626		14806	
		251		251	
				51	
				367	
		429		791	
		137380		564522	
		154965		622196	
CAGES ANIMAL OF WIRE AND PARTS 100 U KINGDOM 335 GERMANY W 400 U STATES		6065		7574	6227
		1593		2202	
		6460		34302	
		14118		44078	
CHRONOMETERS COMPASSES SHIPS 100 U KINGDOM 335 GERMANY W 400 U STATES		17124		58203	6228
		24802		311	
		41926		58065	
				116579	
METAL ARTICLES FOR JEWELLERY 100 U KINGDOM 335 GERMANY W 347 JAPAN 400 U STATES				674	6229
		385		3029	
				299	
		29570		128457	
		29955		132459	
ARTICLES FOR USE IN FISHERIES 100 U KINGDOM 318 DENMARK 327 FRANCE 335 GERMANY W 347 JAPAN 354 NETHRLNDS 359 NORWAY 366 PORTUGAL 400 U STATES		1560		14406	6230
		111		111	
				665	
		75		75	
		8010		19363	
		488		2090	
		52		52	
				2625	
		15598		47936	
		25894		87323	
ARTICLES N O P FOR MFR SHIPS 100 U KINGDOM 335 GERMANY W 359 NORWAY 375 SWEDEN 400 U STATES		170860		397374	6232
		3036		11830	
				1841	
		24288		24358	
		310297		1390500	
		508481		1825903	
ELEMENTS FOR LAMP FILAMENTS 305 AUSTRIA 354 NETHRLNDS 400 U STATES		6568		17482	6233
		1775		18735	
		135923		504538	
		144266		540755	
METAL PTS FOR COVERED BUTTONS 400 U STATES		6820		31780	6234
		6820		31780	
MAILS TACKS BRASS OR COPPER 100 U KINGDOM 400 U STATES				50	6235
		2636		7127	
		2636		7177	
PATTERNS OF METAL NOT MODELS 400 U STATES		87817		835204	6236
		87817		835204	
UMBRELLA PARTS EXCEPT FABRIC 100 U KINGDOM 306 BELGIUM 327 FRANCE				438	6237
				149	
				1597	

IMPORTS INTO CANADA FOR CONSUMPTION

Articles and Countries from which Imported	MONTH OF APRIL 1957		FOUR MONTHS ENDED APRIL 1957		Class Number
	Quantities	Values (\$)	Quantities	Values (\$)	
335 GERMANY W		8824		15403	
344 ITALY		186		863	
347 JAPAN				1829	
400 U STATES		22306		112336	
RIVETS BURRS BRASS OR COPPER		31316		132615	
100 U KINGDOM		66		534	6238
400 U STATES		14570		60437	
SCREWS OF METAL N O P		14636		60971	
100 U KINGDOM		274		536	6240
306 BELGIUM				179	
335 GERMANY W		1260		3102	
375 SWEDEN				326	
400 U STATES		7902		36554	
SHOE AND CORSET EYELETS HOOKS		9436		40697	
327 FRANCE				776	6241
344 ITALY		729		6300	
400 U STATES		17051		84075	
TIPS STUDS FOR CORSET CLASPS		17780		91151	
100 U KINGDOM		58		58	6242
400 U STATES		285		1133	
TRACTION ENGINE MATERIALS		343		1191	
WIRE FOR SHOE NAILING MACHINES	LB				6245
400 U STATES			2200	1682	
WIRE NON FERROUS COVERED			2200	1582	
100 U KINGDOM		540056		1097979	6247
335 GERMANY W		20210		21534	
344 ITALY		905		1585	
354 NETHRLNDS				80	
376 SWITZRLND				60	
400 U STATES		352605		1522874	
WIRE TINSEL FOR BRAIDS CORDS		913776		2644112	
335 GERMANY W		10889		14605	6248
400 U STATES				545	
WIRE STRANDED NON FERROUS		10889		15150	
100 U KINGDOM		3078		21991	6249
335 GERMANY W		494		2198	
354 NETHRLNDS		2026		2026	
400 U STATES		21741		62102	
WIRE NON FERROUS N O P		27339		88317	
100 U KINGDOM		13956		29060	6250
327 FRANCE				390	
335 GERMANY W		306		306	
354 NETHRLNDS				86	
375 SWEDEN		1358		4256	
400 U STATES		51862		145686	
NON FERROUS METALS AND PRODUCT		67482		179784	
100 U KINGDOM		64428		134728	6251
327 FRANCE		1016		1016	
335 GERMANY W		720		3433	
347 JAPAN		160		3681	
354 NETHRLNDS				688	
375 SWEDEN				2081	
400 U STATES		1149109		7214890	
PARTS FOR MFR OF SHUTTLES		1215433		7360517	
335 GERMANY W		318		318	6252
400 U STATES		10469		47270	
HINGES FOR JEWELLERY BOXES		10787		47588	
400 U STATES		8057		16588	6253
MATERIALS FOR MFR MINING MACH		8057		16588	
335 GERMANY W				607	6254
400 U STATES		775		11108	
METAL POWDER FRICTION MATERIAL		775		11715	
100 U KINGDOM		339		639	6256
400 U STATES		2436		4569	
RESIDUES NON FERROUS		2775		5008	
100 U KINGDOM			CWT	6932	6257
400 U STATES	706	17489		7011	
TUNGSTEN CARBIDE INSERTS	706	17489	13943	170215	
375 SWEDEN		30391		221895	6258
400 U STATES		41209		180891	
TUNGSTEN CARBIDE TIPS BLANKS		71600		402786	
100 U KINGDOM		359		623	6259
335 GERMANY W		112		298	
354 NETHRLNDS				169	
375 SWEDEN		4535		20853	
400 U STATES		11993		51768	
		16999		73711	

IMPORTS INTO CANADA FOR CONSUMPTION

Articles and Countries from which Imported	MONTH OF APRIL 1957		FOUR MONTHS ENDED APRIL 1957		Class Number
	Quantities	Values (\$)	Quantities	Values (\$)	
CIGARETTE LIGHTERS	DOZ				6260
100 U KINGDOM	61	791	67	962	
305 AUSTRIA	2480	4328	7810	13906	
327 FRANCE			13	145	
335 GERMANY W	275	3217	1679	9643	
347 JAPAN	21265	53845	71643	173554	
354 NETHRLNDS			173	978	
376 SWITZRLND	76	4088	76	4088	
400 U STATES	645	2336	1353	7419	
	24802	68605	82814	210695	

IMPORTS INTO CANADA FOR CONSUMPTION

Articles and Countries from which Imported	MONTH OF APRIL 1957		FOUR MONTHS ENDED APRIL 1957		Class Number
	Quantities	Values (\$)	Quantities	Values (\$)	
<u>GROUP 7</u>					
<u>NON METALLIC MINERALS</u>					
ASBESTOS PACKING	LB				7001
100 U KINGDOM	36815	25036	89763	52001	
335 GERMANY W	313	272	313	272	
400 U STATES	9123	12422	53559	62592	
	46251	37730	143635	114865	
ASBESTOS BRAKE LINING FOR AUTO					7002
100 U KINGDOM		974		2971	
335 GERMANY W		324		1822	
400 U STATES		35388		118570	
		36686		123363	
ASBESTOS MANUFACTURES N O P					7003
100 U KINGDOM		159327		285233	
207 UN SO AFR		6521		6521	
306 BELGIUM		855		5928	
335 GERMANY W				97	
344 ITALY		88		12171	
400 U STATES		139583		615498	
		306374		925448	
ASBESTOS CLUTCH FACINGS AUTO					7004
100 U KINGDOM				552	
335 GERMANY W				343	
400 U STATES		23157		117200	
		23157		118095	
BRAKE LININGS AND FACINGS NOP					7005
100 U KINGDOM		11852		22776	
400 U STATES		13678		52340	
		25530		75116	
CHINA CLAY GROUND	CWT				7011
100 U KINGDOM	116440	75976	335006	222430	
400 U STATES	125905	107503	515705	452124	
	242345	183479	850711	674554	
FIRE CLAY GROUND	CWT				7012
100 U KINGDOM	908	684	7805	3419	
400 U STATES	166058	41480	482816	147375	
	166966	42164	490621	150794	
PIPE CLAY GROUND	CWT				7013
400 U STATES			2560	1247	
			2560	1247	
CLAYS N O P GROUND					7014
400 U STATES		55235		191518	
		55235		191518	
ZIRCONIUM SILICATE					7015
234 AUSTRALIA		5914		17240	
400 U STATES		10492		112939	
		16406		130179	
ZIRCONIUM OXIDE					7016
400 U STATES		2658		12320	
		2658		12320	
SAGGARS FOR CERAMIC PRODUCTS					7017
400 U STATES		2999		11335	
		2999		11335	
ACTIVATED CLAY TO REFINE OILS					7018
335 GERMANY W		2322		2421	
400 U STATES		66613		548227	
		68935		550648	
GROG FOR REFRACTORY MATERIALS	TON				7019
400 U STATES	882	29074	3582	109487	
	882	29074	3582	109487	
BRICK BUILDING	TON				7021
400 U STATES	7728	179196	20547	475943	
	7728	179196	20547	475943	
BRICK FIRE CHROME					7022
400 U STATES		48356		231948	
		48356		231948	
BRICK FIRE MAGNESITE					7023
335 GERMANY W		6752		6752	
400 U STATES		14287		190806	
		21039		197558	
BRICK FIRE 90 PER CENT SILICA					7024
335 GERMANY W				865	
400 U STATES		169156		685773	
		169156		686638	
BRICK FIRE 100 DOL THOUSAND					7025
400 U STATES		201995		558505	
		201995		558505	
BRICK FIRE FURNACE OR KILN					7026
100 U KINGDOM		2312		19592	
400 U STATES		540450		1820957	
		542762		1840549	
BRICK FIRE N O P					7027
100 U KINGDOM		19034		57134	
318 DENMARK				4232	
335 GERMANY W				7399	
400 U STATES		401227		1293319	
		420261		1362084	
BRICK PAVING	TON				7028
400 U STATES	233	3580	633	9774	
	233	3580	633	9774	

IMPORTS INTO CANADA FOR CONSUMPTION

Articles and Countries from which Imported	MONTH OF APRIL 1957		FOUR MONTHS ENDED APRIL 1957		Class Number
	Quantities	Values (\$)	Quantities	Values (\$)	
BUILDING BLOCKS BUILDING TILE					7029
100 U KINGDOM		4475		7939	
306 BELGIUM				15402	
344 ITALY		1605		1605	
400 U STATES		119162		346514	
		125242		371460	
DRAIN PIPES SEWER PIPES N O P					7030
100 U KINGDOM		2502		6503	
400 U STATES		12299		26639	
		14801		33142	
DRAIN TILES NOT GLAZED					7031
TILES FOR MOSAIC FLOORING					7032
100 U KINGDOM		5417		14142	
335 GERMANY W		230		531	
344 ITALY		1807		7100	
347 JAPAN		11238		53263	
372 SPAIN		950		950	
400 U STATES		3847		10583	
		23489		86569	
EARTHENWARE TILES FOR ROOFING					7033
100 U KINGDOM		952		952	
400 U STATES				68	
		952		1020	
TILES EARTHENWARE N O P					7034
100 U KINGDOM		81744		214265	
306 BELGIUM		5823		7653	
317 CZECHO S		2310		9467	
335 GERMANY W		12544		20201	
344 ITALY		11506		11506	
347 JAPAN		5985		13218	
354 NETHRLNDS		3935		3935	
372 SPAIN		7257		7257	
400 U STATES		29476		54541	
		160580		342043	
CHINA AND PORCELAIN WARE N O P					7043
100 U KINGDOM		5970		12633	
327 FRANCE				787	
335 GERMANY W		903		1011	
347 JAPAN				4216	
400 U STATES		1788		10640	
		6661		29287	
DEMIJOHNS CHURNS CROCKS N O P					7045
100 U KINGDOM		173		314	
335 GERMANY W				67	
400 U STATES		2667		11695	
		2840		12076	
TABLEWARE OF CHINA PORCELAIN					7046
100 U KINGDOM		1124570		3240578	
231 HONG KONG		962		3565	
306 BELGIUM				2248	
317 CZECHO S		1636		1830	
318 DENMARK		2057		5115	
327 FRANCE		23613		84649	
335 GERMANY W		41036		93100	
336 GREECE				562	
344 ITALY		6650		12584	
347 JAPAN		76120		261726	
354 NETHRLNDS		256		3411	
357 NETH ANT		170		170	
359 NORWAY		644		644	
360 ISRAEL				307	
361 PANAMA				75	
366 PORTUGAL				75	
375 SWEDEN				361	
376 SWITZRLNO				442	
384 P RICO				719	
398 GERMANY E		69		233	
400 U STATES		129877		418591	
		1407660		4130985	
STONEWARE EARTHENWARE N O P					7047
100 U KINGDOM		29418		85553	
231 HONG KONG		624		2384	
305 AUSTRIA				104	
306 BELGIUM				740	
318 DENMARK		3680		5404	
327 FRANCE		2293		4079	
335 GERMANY W		13978		33626	
336 GREECE		2584		3470	
344 ITALY		5333		18118	
347 JAPAN		26786		110891	
352 MEXICO		100		199	
354 NETHRLNDS		925		3804	
359 NORWAY		87		1377	
360 ISRAEL				340	
365 POLAND		211		270	
366 PORTUGAL		867		867	
372 SPAIN		279		494	
375 SWEDEN		663		1380	
376 SWITZRLNO		327		720	
398 GERMANY E		83		256	
400 U STATES		99583		321408	
		187821		595464	
CHEMICAL STONEWARE ACID RESIST					7048
180 U KINGDOM		12507		30196	
408 U STATES		19043		79997	
		31550		110193	

IMPORTS INTO CANADA FOR CONSUMPTION

125

Articles and Countries from which Imported	MONTH OF APRIL 1957		FOUR MONTHS ENDED APRIL 1957		Class Number	
	Quantities	Values (\$)	Quantities	Values (\$)		
PORCELAIN RUBBER GLOVE FORMS 400 U STATES		1965		4664	7049	
		1965		4664		
ARTIFICIAL TEETH NOT MOUNTED 100 U KINGDOM		171		795	7051	
225 TRINIDAD		7712		25160		
305 AUSTRIA		400		400		
327 FRANCE				292		
335 GERMANY W		4820		17412		
344 ITALY		240		507		
347 JAPAN				971		
354 NETHRLNDS				1742		
360 ISRAEL				1137		
376 SWITZRLND		541		1768		
400 U STATES		121246		415697		
		135130		465881		
BATHS BATHTUBS BASINS ETC NOP 100 U KINGDOM		94343		264022	7052	
335 GERMANY W		4190		7388		
344 ITALY		3507		3507		
347 JAPAN		8151		27501		
359 NORWAY		490		490		
400 U STATES		294100		831422		
		404781		1134330		
CRUCIBLES N O P AND COVERS 100 U KINGDOM		985		10141	7053	
400 U STATES		5142		29215		
		6127		39356		
INSULATORS ELECTRIC PORCELAIN 100 U KINGDOM		2937		17440	7055	
317 CZECHOS				756		
327 FRANCE				134		
344 ITALY				439		
347 JAPAN		40409		76775		
376 SWITZRLNO				639		
400 U STATES		61255		274978		
		104601		371161		
MANUFACTURES OF CLAY N O P 100 U KINGDOM		1388		3459	7056	
215 INDIA				6010		
335 GERMANY W				229		
400 U STATES		83277		279193		
		84665		288891		
BRIQUETTES OF COAL OR COKE 400 U STATES	TON	1786	23259	32620	420399	7060
		1786	23259	32620	420399	
ANTHRACITE SCREENINGS 400 U STATES	TON	59	277	2958	14523	7061
		59	277	2958	14523	
ANTHRACITE DOMESTIC SIZES 100 U KINGDOM	TON	7206	143119	15874	299660	7062
400 U STATES		58719	789189	359702	5167819	
		65925	932308	375576	5467479	
ANTHRACITE SMALLER SIZES N O P 100 U KINGDOM	TON	3605	60474	3605	60474	7063
400 U STATES		19232	172177	92794	858202	
		22837	232651	96399	918676	
COAL BITUMINOUS SUB BITUMINOUS 400 U STATES	TON	1715824	9231962	4940483	25460721	7064
		1715824	9231962	4940483	25460721	
COAL LIGNITE 400 U STATES	TON	75	386	1354	6941	7065
		75	386	1354	6941	
COAL EXWAREHOUSED SHIPS STORES 400 U STATES	TON	15580	83708	16323	87812	7066
		15580	83708	16323	87812	
COAL DUST AND COAL N O P 400 U STATES	TON	306	5758	1514	27715	7067
		306	5758	1514	27715	
BENZOL 400 U STATES	GAL			447	181	7070
				447	181	
COAL TAR CRUDE IN BULK 100 U KINGDOM	GAL	32000	6519	64600	13338	7071
400 U STATES		24300	5908	404031	63972	
		56300	12427	468631	77310	
COAL PITCH 100 U KINGDOM	CWT	66819	100865	67119	101498	7072
400 U STATES		196741	386949	619896	1179922	
		263560	487814	687015	1281490	
CARBOLIC OR HEAVY OIL 100 U KINGDOM	GAL			468742	104532	7073
234 AUSTRALIA		1120	232	2695	556	
400 U STATES		175600	33225	439152	79384	
		176720	33457	910589	184472	
COKE PETROLEUM 400 U STATES	TON	49736	621107	156269	2278593	7074
		49736	621107	156269	2278593	
COKE GROUND FOR BATTERIES 400 U STATES	TON					7075
COKE N O P 100 U KINGDOM	TON	21	770	21	770	7077
400 U STATES		58055	990095	215918	3671411	
		58076	990865	215939	3672181	
DECANTERS AND TUMBLERS 100 U KINGDOM			264		844	7079

IMPORTS INTO CANADA FOR CONSUMPTION

Articles and Countries from which Imported	MONTH OF APRIL 1957		FOUR MONTHS ENDED APRIL 1957		Class Number
	Quantities	Values (\$)	Quantities	Values (\$)	
306 BELGIUM		112		5799	
327 FRANCE		679		1197	
335 GERMANY W		7950		8726	
340 HUNGARY		1149		3162	
344 ITALY				58	
347 JAPAN				463	
375 SWEDEN		135		320	
400 U STATES		44951		194816	
LAMP CHIMNEYS		55240		215385	7080
335 GERMANY W				137	
400 U STATES		5606		17104	
GLASS PLATES FOR OPTICAL MFR		5606		17241	7081
100 U KINGDOM				560	
335 GERMANY W		2363		3191	
400 U STATES		47231		252721	
GLASS CARBOYS BOTTLES JARS		49594		256472	7082
100 U KINGDOM		57340		154609	
231 HONG KONG		131		640	
305 AUSTRIA		102		102	
306 BELGIUM		84		84	
317 CZECHO S		1016		2520	
318 DENMARK		69		69	
327 FRANCE		2287		8124	
335 GERMANY W		1087		4451	
344 ITALY		299		11054	
347 JAPAN		1896		4623	
354 NETHRLNDS		64		64	
372 SPAIN				60	
376 SWITZRLND				288	
400 U STATES		446834		1545335	
GLASS TABLEWARE CUT GLASS NOP		511209		1732023	7083
100 U KINGDOM		32932		91840	
231 HONG KONG				266	
305 AUSTRIA				693	
306 BELGIUM		17118		30538	
317 CZECHO S		29741		84649	
318 DENMARK		1325		1935	
327 FRANCE		16201		23442	
335 GERMANY W		31457		88842	
340 HUNGARY		534		2323	
344 ITALY		7433		15960	
347 JAPAN		5095		15367	
354 NETHRLNDS		2612		4704	
365 POLAND				5918	
375 SWEDEN		5867		18650	
389 IRELAND		2465		4331	
390 GERMANY E		2493		2805	
400 U STATES		178519		533995	
LAMP BULBS AND TUBING FOR		333792		926258	7084
100 U KINGDOM		531		852	
335 GERMANY W		131		131	
400 U STATES		250568		928382	
GLASS SHADES OR GLOBES		251230		929365	7085
100 U KINGDOM				670	
306 BELGIUM		390		390	
400 U STATES		15448		48710	
LENSES GLASS N O P		15838		49770	7086
100 U KINGDOM		749		2229	
305 AUSTRIA		682		13924	
306 BELGIUM		4222		4222	
327 FRANCE		184		347	
335 GERMANY W				4571	
347 JAPAN		668		2947	
400 U STATES		26699		95027	
FRESNEL TYPE LENSES GLOBES		33204		123267	7087
100 U KINGDOM		1023		1023	
335 GERMANY W		98		98	
400 U STATES		10068		36567	
MOULDED SHAPES FOR ELECT FIXT		11189		37688	7088
100 U KINGDOM		669		2517	
317 CZECHO S				1440	
318 DENMARK		50		564	
335 GERMANY W		3582		10811	
354 NETHRLNDS		2086		3025	
400 U STATES		117980		475817	
HEAT RESISTING GLASSWARE		124367		494174	7089
100 U KINGDOM		11598		35602	
335 GERMANY W		1319		5825	
400 U STATES		356822		1394995	
SHEET GLASS OVER 34 OZ SQ FT	SQ FT	369739		1436422	7090
100 U KINGDOM	22104	6359	128575	36261	
305 AUSTRIA	2372	373	2372	373	
306 BELGIUM	79757	20031	299780	80230	
317 CZECHO S	8343	2771	8343	2771	
327 FRANCE	24815	6862	41626	10822	

IMPORTS INTO CANADA FOR CONSUMPTION

127

Articles and Countries from which Imported	MONTH OF APRIL 1957		FOUR MONTHS ENDED APRIL 1957		Class Number
	Quantities	Values (\$)	Quantities	Values (\$)	
335 GERMANY W	88131	20513	311197	69320	
354 NETHRLNDS	1667	1541	1906	1666	
390 GERMANY E	4800	752	4800	752	
400 U STATES	12068	3497	260977	71575	
	244057	62699	1059576	273770	
SHEET GLASS TRANSPRT TO 34 OZ	SQ FT				7091
100 U KINGDOM	609053	53111	1394981	123719	
306 BELGIUM	1193725	121589	2647213	253213	
317 CZECHO S	2113604	86223	4319038	180449	
327 FRANCE	208405	21900	699013	60593	
335 GERMANY W	723270	54001	2003565	153743	
347 JAPAN	205400	9640	637822	29072	
390 GERMANY E	156300	7012	156300	7012	
	5209757	353476	11857932	807801	
PLATE GLASS NOT OVER 7 SQ FT	SQ FT				7093
100 U KINGDOM	77025	31762	400595	146269	
306 BELGIUM	15256	6781	38836	16140	
327 FRANCE	577	265	6187	2715	
335 GERMANY W	186	227	2764	1522	
400 U STATES	18197	8156	109422	54245	
	111241	47191	557804	220891	
PLATE GLASS 7 TO 25 SQ FT	SQ FT				7094
100 U KINGDOM	454135	179995	1453376	555304	
306 BELGIUM	68341	36494	180664	92942	
327 FRANCE	26002	14233	65646	35341	
335 GERMANY W	7099	3634	27125	14070	
400 U STATES	89727	50362	374623	197724	
	645304	284718	2101434	895381	
PLATE GLASS N O P	SQ FT				7095
100 U KINGDOM	306479	160353	1003174	494815	
306 BELGIUM	137905	75564	367977	201332	
318 DENMARK			3063	3335	
327 FRANCE	28137	15357	93221	53034	
335 GERMANY W	50641	27615	190619	93615	
354 NETHRLNDS			61	77	
400 U STATES	1464524	642394	6341486	2774315	
	1987686	921283	7999601	3620523	
LAMINATED GLASS- SHEETS	SQ FT				7097
100 U KINGDOM	32169	15609	63011	32506	
306 BELGIUM	3013	1590	3013	1590	
335 GERMANY W	25833	13507	40089	21594	
400 U STATES	3848	4462	5811	12154	
	64863	35168	111924	67844	
GLASS SHEETS WIRED	SQ FT				7099
100 U KINGDOM	92275	28900	165223	53239	
306 BELGIUM	16235	3192	52119	9391	
327 FRANCE	1067	140	1583	215	
335 GERMANY W	4103	1266	6996	1840	
354 NETHRLNDS	28089	15691	47640	28456	
400 U STATES	4681	5115	45074	25548	
	146450	54304	318635	118689	
GLASS CAST AND SHEET GLASS N O P	SQ FT				7100
100 U KINGDOM	3901	681	35083	8242	
306 BELGIUM			13450	3882	
335 GERMANY W	1560	238	1560	238	
400 U STATES	32347	10792	87275	28458	
	37808	11711	137368	40820	
ORNAMENTAL COLOURED GLASS	SQ FT				7111
100 U KINGDOM	5657	2506	28011	12505	
306 BELGIUM	2486	780	6667	1382	
327 FRANCE	17042	6718	17642	6893	
335 GERMANY W			600	324	
400 U STATES	1119	1341	17171	17228	
	26304	11345	70091	38332	
PAINTED OBSCURED WHITE GLASS	SQ FT				7112
100 U KINGDOM	326068	50536	526687	83321	
306 BELGIUM	97057	12218	251163	37205	
327 FRANCE	8472	794	8472	794	
335 GERMANY W	12862	5094	17059	5946	
400 U STATES	120954	44154	433659	133753	
	565413	112796	1237040	261019	
STAINED OR ORNAMENTAL WINDOWS					7113
100 U KINGDOM		6650		16819	
305 AUSTRIA				1225	
306 BELGIUM				3049	
327 FRANCE		331		12669	
335 GERMANY W		6078		6875	
354 NETHRLNDS		1055		4299	
400 U STATES				1040	
		14114		45976	
MIRRORS OF GLASS FRAMED OR NOT					7114
100 U KINGDOM		4288		13433	
231 HONG KONG				178	
305 AUSTRIA				225	
306 BELGIUM		33012		92867	
317 CZECHO S		1200		1200	
327 FRANCE		972		1046	
335 GERMANY W		9611		25422	
344 ITALY		919		1929	
347 JAPAN		5099		13504	
400 U STATES		120220		347659	
		175321		497463	
GLASS BALLS FOR FIBRES OR YARN					7120
100 U KINGDOM		10551		17896	
400 U STATES		14000		78014	
		24551		95910	

IMPORTS INTO CANADA FOR CONSUMPTION

Articles and Countries from which Imported	MONTH OF APRIL 1957		FOUR MONTHS ENDED APRIL 1957		Class Number
	Quantities	Values (\$)	Quantities	Values (\$)	
GLASS TO BE CUT OR MOUNTED					7121
306 BELGIUM		10517		28496	
317 CZECHOS				566	
335 GERMANY W		6517		30097	
400 U STATES		26988		71359	
		44022		130518	
GLASS BLANKS FOR REFLECTORS					7122
400 U STATES		42777		194466	
		42777		194466	
BEADS FOR MFR IMITATION PEARLS					7123
400 U STATES		541		9016	
		541		9016	
ARTIFICIAL EYES CONTACT LENSES					7124
335 GERMANY W		174		174	
400 U STATES		216		1902	
		390		2076	
PHOTOGRAPHIC ORY PLATES					7125
100 U KINGDOM		2926		16595	
306 BELGIUM		263		601	
400 U STATES		10129		43023	
		13318		60219	
SPECTACLES EYE GLASS LENSES					7126
100 U KINGDOM				1972	
305 AUSTRIA		6570		21203	
327 FRANCE		2184		28288	
335 GERMANY W		2856		18387	
344 ITALY		17296		63073	
347 JAPAN		21825		49509	
376 SWITZRLND				189	
400 U STATES		103309		395854	
		154040		578475	
MANUFACTURES OF GLASS N O P					7127
100 U KINGDOM		7130		20944	
231 HONG KONG		9826		41219	
305 AUSTRIA		1268		2806	
306 BELGIUM		28445		103651	
317 CZECHOS		4344		13021	
318 DENMARK		1558		2266	
327 FRANCE		1316		4292	
335 GERMANY W		32995		68918	
344 ITALY		6443		18529	
347 JAPAN		3763		7639	
354 NETHRLNDS		663		769	
375 SWEDEN		2974		9093	
376 SWITZRLND		54		414	
390 GERMANY E		3168		3168	
400 U STATES		210726		791988	
		314673		1088717	
GLASS WOOL OR FIBRE GLASS	LB				7128
400 U STATES	32240	26925	439920	166261	
	32240	26925	439920	166261	
GLASS BLOCKS					7129
344 ITALY		502		502	
400 U STATES		44394		174676	
		44896		175178	
PLUMBAGO NOT GROUND OR MFRD					7131
231 HONG KONG				748	
333 MADAGASCR				180	
335 GERMANY W		245		245	
352 MEXICO		9720		17880	
359 NORWAY		3330		3330	
400 U STATES		1006		8186	
		14301		30569	
CRUCIBLES PLUMBAGO AND COVERS					7132
100 U KINGDOM		17263		45981	
400 U STATES		7766		42058	
		25029		88039	
PLUMBAGO GROUND AND MFRS N O P					7133
100 U KINGDOM		4526		10778	
317 CZECHOS				114	
335 GERMANY W		3054		4625	
400 U STATES		58324		214306	
		65904		229823	
MICA UNMANUFACTURED	CWT				7138
215 INDIA	306	15343	846	39490	
309 BRAZIL	6	345	6	345	
400 U STATES	142	5439	180	11571	
	454	21127	1032	51406	
MICA MANUFACTURES OF					7139
100 U KINGDOM		10954		15366	
400 U STATES		49853		167832	
		60807		183198	
ASPHALTUM OR ASPHALT	CWT				7141
100 U KINGDOM			4	115	
225 TRINIDAD			998	1089	
400 U STATES	39340	62425	107820	172474	
	39340	62425	108822	180678	
ASPHALTUM OIL FOR PAVING	GAL				7143
OIL FOR CONCENTRATION OF ORES	GAL				7151
400 U STATES	18044	24426	77528	119778	
	18044	24426	77528	119778	
CRUDE PETROLEUM FOR REFINING	M GAL				7153
225 TRINIDAD	15	1148	20277	1462157	
303 ARABIA			14296	1247013	
387 VENEZUELA	233106	18935498	994979	77407439	

IMPORTS INTO CANADA FOR CONSUMPTION

Articles and Countries from which Imported	MONTH OF APRIL 1957		FOUR MONTHS ENDED APRIL 1957		Class Number
	Quantities	Values (\$)	Quantities	Values (\$)	
400 U STATES	44468	4254135	136934	12412870	
PETROLEUM TOPS FOR REFINERS	277589	23190781	1166486	92522479	7154
FUEL OIL EXWARE SHIPS STORES					7156
CRUDE PETROLEUM N O P					7158
AVIATION GASOLINE					7161
381 ALASKA	87912	21676	235589	57767	
400 U STATES	8005995	1733437	22602572	4778073	
KEROSENE N O P	8093907	1755113	22838161	4835840	7162
381 ALASKA	21948	4448	25177	5462	
400 U STATES	521210	82287	11001383	1381888	
ENGINE DISTILLATE 8017 OR OVER	543158	86735	11026560	1387350	7163
400 U STATES	7029	951	8455	1140	
GASOLINE UNDER 8236 SP G N O P	7029	951	8455	1140	7164
357 NETH ANT	5491528	768430	9063154	1231952	
381 ALASKA	191695	39397	773932	156731	
400 U STATES	759389	122906	2469039	398033	
CASINGHEAD GASOLINE BLENDING	6442612	930733	12306125	1786716	7165
400 U STATES	76402	5289	1631201	116738	
LUB OILS UNDER 25C PER GAL	76402	5289	1631201	116738	7166
400 U STATES	791842	161435	2894973	593368	
PETRO LUB OILS 25C GAL OR OVER	791842	161435	2894973	593368	7167
100 U KINGDOM	57621	39968	61461	43763	
327 FRANCE			48	264	
335 GERMANY W			75	52	
354 NETHRLNOS	1150	841	6210	4103	
376 SWITZRLNO	7	287	69	435	
381 ALASKA	5543	4638	11936	9735	
400 U STATES	1734499	714546	5289383	2261963	
OILS MINERAL N O P	1798820	760280	5369182	2320315	7168
100 U KINGDOM	9540	2682	24305	6478	
400 U STATES	129355	145439	417551	507632	
STOVE OIL NO 1 FUEL OIL	138895	148121	441856	514110	7171
357 NETH ANT	1744354	211519	11608995	1377171	
381 ALASKA	942228	164062	2763019	468437	
387 VENEZUELA			2272352	247725	
400 U STATES	1269136	196248	17474730	2201601	
LIGHT FUEL OILS NOS 2 AND 3	3955718	571829	34119096	4294934	7172
357 NETH ANT	3858346	446312	17296138	1956249	
381 ALASKA			7375	618	
387 VENEZUELA			3602442	387461	
400 U STATES	1516226	188393	12353982	1496881	
HEAVY FUEL OILS NOS 4 5 AND 6	5374572	634705	33259937	3841209	7173
357 NETH ANT	10559515	706108	40706600	2706791	
400 U STATES	10994613	932294	45952318	3418634	
DIESEL FUEL	21554128	1638402	86658918	6125425	7174
357 NETH ANT			93132	10793	
381 ALASKA	270889	27406	618411	78693	
387 VENEZUELA			3451983	360119	
400 U STATES	1489554	187011	16856932	2036728	
TRACTOR FUEL	1760443	214417	21020458	2486333	7175
PETROL GREASE LUBRICATING NOP					7181
100 U KINGDOM	2946	863	11535	3089	
381 ALASKA	16512	2225	39760	5319	
400 U STATES	1818052	182613	6097723	671809	
PETROL JELLIES TOILET MEDICINE	1837510	185701	6149018	680217	7182
100 U KINGDOM		158		436	
400 U STATES		88447		283283	
PARAFFINE WAX		88605		283719	7183
215 INDIA	700000	31826	2100000	92037	
400 U STATES	3277928	215405	11229025	822895	
CANDLES PARAFFINE WAX	3977928	247231	13329025	914932	7184
318 DENMARK	2197	769	2797	1238	
335 GERMANY W	1000	332	1000	332	
347 JAPAN	400	53	19163	3902	
375 SWEDEN			304	312	
389 IRELAND			110	53	
400 U STATES	5706	1447	49058	16316	
PRODUCTS OF PETROLEUM N O P	9303	2601	72432	22153	7185
100 U KINGDOM	5460	7109	5460	7109	
381 ALASKA			4108	2098	
400 U STATES	4304921	752713	13893430	2308835	
LIQUEFIED PETROLEUM GASES	4310381	759822	13902998	2318042	7186
400 U STATES	15503106	278312	81849851	1184058	
	15503106	278312	81849851	1184058	

IMPORTS INTO CANADA FOR CONSUMPTION

Articles and Countries from which Imported	MONTH OF APRIL 1957		FOUR MONTHS ENDED APRIL 1957		Class Number
	Quantities	Values (\$)	Quantities	Values (\$)	
NAPHTHA INCL SOLVENT NAPHTHA	GAL				7187
100 U KINGDOM			36	104	
381 ALASKA	3798	1335	7508	2581	
400 U STATES	1190523	260962	4437111	951130	
	1194321	262297	4444655	953815	
ARTIFICIAL ABRASIVE GRAINS					7191
327 FRANCE				4965	
400 U STATES		170816		825661	
		170816		830626	
DIAMONDS BLACK BORT FOR BORERS	CARAT				7192
100 U KINGDOM	28464	221219	110410	813829	
207 UN SO AFR	29656	144332	110457	537130	
306 BELGIUM			28952	241599	
309 BRAZIL	747	5021	747	5021	
320 DOM REP			23	350	
338 HAITI	85	215	468	1125	
339 HONDURAS			170	380	
354 NETHRLNDS	550	4410	1255	10467	
400 U STATES	97223	633752	449471	2672995	
	156725	1008949	701953	4282896	
DIATOMACEOUS EARTH	CWT				7193
400 U STATES	46005	92899	170589	348053	
	46005	92899	170589	348053	
EMERY IN BULK					7194
335 GERMANY W				73	
400 U STATES		29451		79022	
		29451		79095	
GRINDING WHEELS BONDED					7195
100 U KINGDOM		8050		17900	
306 BELGIUM		518		518	
318 DENMARK				91	
335 GERMANY W		1748		9341	
359 NORWAY		2461		11265	
375 SWEDEN				2437	
376 SWITZRLNO		206		522	
400 U STATES		180339		696908	
		193322		738982	
GRINDING STONES BLOCKS BONDED					7196
100 U KINGDOM		252		1763	
335 GERMANY W		250		505	
400 U STATES		68989		175422	
		69491		177690	
GRINDSTONES 36 INCHES OR OVER	NO				7198
400 U STATES	16	1662	16	1662	
	16	1662	16	1662	
GRINDSTONES N O P	NO				7199
400 U STATES	33	76	204	1055	
	33	76	204	1055	
PUMICE PUMICE STONE LAVA TUSA					7200
344 ITALY		384		384	
400 U STATES		23269		86751	
		23653		87135	
COATED ABRASIVE PAPER CLOTH					7202
100 U KINGDOM		555		555	
335 GERMANY W		3180		4010	
359 NORWAY		945		1438	
400 U STATES		80867		349692	
		85547		355695	
MFRS OF ABRASIVES N O P					7203
100 U KINGDOM		7603		12269	
335 GERMANY W				1662	
344 ITALY		180		230	
400 U STATES		93281		232786	
		101064		246947	
BUILDING STONE N O P	CWT				7210
400 U STATES	51018	53437	157272	152439	
	51018	53437	157272	152439	
GRANITE ROUGH					7215
326 FINLAND				2492	
344 ITALY				1152	
359 NORWAY		1210		3211	
375 SWEDEN		12768		20576	
400 U STATES		11008		37539	
		24986		64970	
GRANITE SAWN					7216
326 FINLAND				1500	
359 NORWAY		119		119	
375 SWEDEN				6238	
400 U STATES		3942		24359	
		4061		32216	
GRANITE MANUFACTURES					7218
326 FINLAND				398	
335 GERMANY W		19768		23022	
359 NORWAY				330	
375 SWEDEN		2494		19442	
400 U STATES		7089		13569	
		29351		56761	
GYPHUM	TON				7221
352 MEXICO	10022	28391	29730	136975	
400 U STATES			47	1430	
	10022	28391	29777	138405	
LIME	CWT				7223
100 U KINGDOM	1886	1062	2136	1293	
400 U STATES	50285	30577	212393	126833	
	52171	31639	214529	128126	

IMPORTS INTO CANADA FOR CONSUMPTION

131

Articles and Countries from which Imported	MONTH OF APRIL 1957		FOUR MONTHS ENDED APRIL 1957		Class Number
	Quantities	Values (\$)	Quantities	Values (\$)	
PLASTER OF PARIS WALL PLASTER	CWT				7224
327 FRANCE	37	330	37	330	
344 ITALY	22	65	22	65	
400 U STATES	30723	42082	114128	148865	
	30782	42477	114187	149260	
CEMENT PORTLAND	CWT				7225
100 U KINGDOM	17349	23838	27625	38844	
306 BELGIUM	2911	4682	3351	5367	
318 DENMARK	284	448	284	448	
327 FRANCE	2624	4282	2624	4282	
335 GERMANY W			1750	2934	
400 U STATES	90633	105119	220320	262940	
	113801	138369	255954	314815	
CEMENT MANUFACTURES N O P					7226
100 U KINGDOM				137	
400 U STATES		16585		218222	
		16585		218359	
WHITE PORTLAND CEMENT CLINKER	CWT				7227
400 U STATES	30964	32899	88256	90938	
	30964	32899	88256	90938	
MARBLE ROUGH					7231
327 FRANCE				1014	
344 ITALY				2789	
400 U STATES		3897		12865	
		3897		16668	
MARBLE SAWN					7232
306 BELGIUM				2899	
344 ITALY		21428		28457	
372 SPAIN				1902	
400 U STATES		10808		68899	
		32236		102157	
MARBLE FOR TOMBSTONES					7233
400 U STATES		1440		7897	
		1440		7897	
MARBLE MANUFACTURES N O P					7234
100 U KINGDOM				199	
306 BELGIUM		5045		6860	
335 GERMANY W				4697	
344 ITALY		6046		7000	
366 PORTUGAL				251	
400 U STATES		553		2960	
		11644		21967	
MARBLE ORNAMENTAL FOR CHURCHES					7235
344 ITALY		8255		16083	
400 U STATES		206		206	
		8461		16289	
ROOFING SLATE	sq				7241
400 U STATES	92	1995	427	7662	
	92	1995	427	7662	
SLATE MANUFACTURES N O P					7243
100 U KINGDOM				1995	
344 ITALY				68	
400 U STATES		991		3279	
		991		5342	
BURRSTONES IN BLOCKS	NO				7251
400 U STATES	16	587	16	587	
	16	587	16	587	
CHALK CLIFF STONE MICA SCHIST					7252
100 U KINGDOM				59	
400 U STATES		1550		3121	
		1550		3180	
CHALK PREPARED					7253
400 U STATES		871		2847	
		871		2847	
CURLING STONES AND HANDLES	PAIR				7254
100 U KINGDOM			334	13431	
			334	13431	
FELDSPAR CRUDE ONLY	CWT				7255
FELDSPAR GROUND	CWT				7256
400 U STATES			1170	1363	
			1170	1363	
FLINT AND GROUND FLINT STONE	CWT				7257
400 U STATES	4638	6699	5825	10181	
	4638	6699	5825	10181	
FLUORSPAR	CWT				7258
100 U KINGDOM	145	320	145	320	
352 MEXICO	8235	9885	23683	32404	
400 U STATES	150	641	1118	3620	
	8530	10846	24946	36344	
GANISTER	CWT				7259
400 U STATES	542	599	5174	3089	
	542	599	5174	3089	
MAGN CARB FOR RUBBER PRODUCTS	CWT				7260
400 U STATES			10	133	
			10	133	
MAG OX AND CARB FOR INSULATION	CWT				7261
100 U KINGDOM	160	2761	962	8235	
400 U STATES	5612	18823	17168	53293	
	5772	21584	18130	61528	
PHOSPHATE ROCK	CWT				7263
400 U STATES	826252	345700	1289686	775438	
	826252	345700	1289686	775438	
SILICA SAND	CWT				7264
400 U STATES	1296611	200205	4384770	723875	
	1296611	200205	4384770	723875	

IMPORTS INTO CANADA FOR CONSUMPTION

Articles and Countries from which Imported	MONTH OF APRIL 1957		FOUR MONTHS ENDED APRIL 1957		Class Number
	Quantities	Values (\$)	Quantities	Values (\$)	
SAND AND GRAVEL N O P 400 U STATES	TON 7132	21641	23314	58243	7265
SILEX OR CRYSTALLIZED QUARTZ 309 BRAZIL 400 U STATES	CWT 40866	31928	9 152348	12615 91539	7266
STONE REFUSE 400 U STATES	TON 40866	31928	83 83	1731 1731	7267
TALC OR SOAPSTONE 344 ITALY 400 U STATES	CWT 3032	6531	3032	6531	7268
WHITING GILDERS PARIS WHITE 100 U KINGDOM 327 FRANCE 400 U STATES	CWT 28600	46229	85032	139276	7269
WHITING GILDERS PARIS WHITE 100 U KINGDOM 327 FRANCE 400 U STATES	CWT 31632	52760	88064	145807	7269
WHITING GILDERS PARIS WHITE 100 U KINGDOM 327 FRANCE 400 U STATES	CWT 6204	4168	13418	10232	7270
STONE AND MANUFACTURES N O P 100 U KINGDOM 231 HONG KONG 344 ITALY 400 U STATES		83 718 3429		590 184 3828 7733	7270
ROOFING GRANULES 400 U STATES	CWT 135424	141738	406922	396329	7271
STONE CRUSHED 400 U STATES	TON 135424	141738	406922	396329	7272
QUARTZ PIEZO ELECTRIC 100 U KINGDOM 309 BRAZIL 400 U STATES	TON 37205	72816	46938	111387	7273
QUARTZ PIEZO ELECTRIC 100 U KINGDOM 309 BRAZIL 400 U STATES	LB 37205	72816	46938	111387	7273
MAGNESIA OEAO BURNED SINTERED 100 U KINGDOM 400 U STATES	CWT 2170	31936	22 3842	684 43472	7274
MAGNESIA OEAO BURNED SINTERED 100 U KINGDOM 400 U STATES	CWT 333	21691	1529	56036	7274
MAGNESIA OEAO BURNED SINTERED 100 U KINGDOM 400 U STATES	CWT 2503	53627	5393	100192	7274
MAGNESIA CAUSTIC CALCINED 100 U KINGDOM 354 NETHRLNOS 400 U STATES	CWT 7666	34019	70 29732	870 143947	7275
MAGNESIA CAUSTIC CALCINED 100 U KINGDOM 354 NETHRLNOS 400 U STATES	CWT 7666	34019	29802	144817	7275
MAGNESIA CAUSTIC CALCINED 100 U KINGDOM 354 NETHRLNOS 400 U STATES	CWT 125	1081	192	1827	7275
MAGNESIA CAUSTIC CALCINED 100 U KINGDOM 354 NETHRLNOS 400 U STATES	CWT 1554	5716	220	598	7275
MAGNESIA CAUSTIC CALCINED 100 U KINGDOM 354 NETHRLNOS 400 U STATES	CWT 1679	6797	9147	39997	7275
ELECTRIC OR BLAST FURNACE SLAG 400 U STATES	CWT 44846	6779	9559	42422	7280
ELECTRIC OR BLAST FURNACE SLAG 400 U STATES	CWT 44846	6779	151173	23349	7280
ELECTRIC OR BLAST FURNACE SLAG 400 U STATES	CWT 44846	6779	151173	23349	7280
BARYTES 335 GERMANY W 344 ITALY 400 U STATES	CWT 400	633	1778	2039	7281
BARYTES 335 GERMANY W 344 ITALY 400 U STATES	CWT 1150	2607	400	633	7281
BARYTES 335 GERMANY W 344 ITALY 400 U STATES	CWT 1550	3240	6512	12253	7281
BARYTES 335 GERMANY W 344 ITALY 400 U STATES	CWT 1550	3240	8690	14925	7281
CARBONS 3 TO 35 INCHES CIRCUM 100 U KINGDOM 327 FRANCE 400 U STATES		1213 4855 49384		11000 10312 220094	7282
CARBONS 3 TO 35 INCHES CIRCUM 100 U KINGDOM 327 FRANCE 400 U STATES		55452		241406	7282
CARBONS OVER 35 INCHES CIRCUM 327 FRANCE 347 JAPAN 400 U STATES		80893		299 3918 242401	7283
CARBONS OVER 35 INCHES CIRCUM 327 FRANCE 347 JAPAN 400 U STATES		80893		246618	7283
ELECTRIC LIGHT CARBONS N O P 100 U KINGDOM 400 U STATES	LB 8399	8083	2740	4109	7284
ELECTRIC LIGHT CARBONS N O P 100 U KINGDOM 400 U STATES	LB 8399	8083	56668	39082	7284
ELECTRIC LIGHT CARBONS N O P 100 U KINGDOM 400 U STATES	LB 8399	8083	59408	43191	7284
CRAYONS 100 U KINGDOM 327 FRANCE 335 GERMANY W 344 ITALY 347 JAPAN 400 U STATES		3026 262 20540		590 343 4636 751 1887 141687	7285
CRAYONS 100 U KINGDOM 327 FRANCE 335 GERMANY W 344 ITALY 347 JAPAN 400 U STATES		23828		149894	7285
DIAMONDS UNSET 100 U KINGDOM 207 UN SO AFR 224 JAMAICA 306 BELGIUM 335 GERMANY W 354 NETHRLNDS 360 ISRAEL 376 SWITZRLND 400 U STATES	CARAT 749	112747	2722	414901	7286
DIAMONDS UNSET 100 U KINGDOM 207 UN SO AFR 224 JAMAICA 306 BELGIUM 335 GERMANY W 354 NETHRLNDS 360 ISRAEL 376 SWITZRLND 400 U STATES	CARAT 147	31755	191	43670	7286
DIAMONDS UNSET 100 U KINGDOM 207 UN SO AFR 224 JAMAICA 306 BELGIUM 335 GERMANY W 354 NETHRLNDS 360 ISRAEL 376 SWITZRLND 400 U STATES	CARAT 2779	397083	5	1138	7286
DIAMONDS UNSET 100 U KINGDOM 207 UN SO AFR 224 JAMAICA 306 BELGIUM 335 GERMANY W 354 NETHRLNDS 360 ISRAEL 376 SWITZRLND 400 U STATES	CARAT 31	2316	10991	1596839	7286
DIAMONDS UNSET 100 U KINGDOM 207 UN SO AFR 224 JAMAICA 306 BELGIUM 335 GERMANY W 354 NETHRLNDS 360 ISRAEL 376 SWITZRLND 400 U STATES	CARAT 122	24007	81	8536	7286
DIAMONDS UNSET 100 U KINGDOM 207 UN SO AFR 224 JAMAICA 306 BELGIUM 335 GERMANY W 354 NETHRLNDS 360 ISRAEL 376 SWITZRLND 400 U STATES	CARAT 1062	118894	736	120789	7286
DIAMONDS UNSET 100 U KINGDOM 207 UN SO AFR 224 JAMAICA 306 BELGIUM 335 GERMANY W 354 NETHRLNDS 360 ISRAEL 376 SWITZRLND 400 U STATES	CARAT 1052	132483	3437	374727	7286
DIAMONDS UNSET 100 U KINGDOM 207 UN SO AFR 224 JAMAICA 306 BELGIUM 335 GERMANY W 354 NETHRLNDS 360 ISRAEL 376 SWITZRLND 400 U STATES	CARAT 5942	819285	9	1285	7286
DIAMONDS UNSET 100 U KINGDOM 207 UN SO AFR 224 JAMAICA 306 BELGIUM 335 GERMANY W 354 NETHRLNDS 360 ISRAEL 376 SWITZRLND 400 U STATES	CARAT 5942	819285	3390	376943	7286
EARTHS CRUDE ONLY 400 U STATES			21562	2938828	7287
EARTHS CRUDE ONLY 400 U STATES				422	7287
EARTHS CRUDE ONLY 400 U STATES				422	7287
FOUNDRY FACINGS OF ALL KINDS 400 U STATES		10258		57712	7288
FOUNDRY FACINGS OF ALL KINDS 400 U STATES		10258		57712	7288
FULLERS EARTH IN BULK ONLY 100 U KINGDOM 400 U STATES		308		437	7289
FULLERS EARTH IN BULK ONLY 100 U KINGDOM 400 U STATES		12260		59714	7289
FULLERS EARTH IN BULK ONLY 100 U KINGDOM 400 U STATES		12568		60151	7289

IMPORTS INTO CANADA FOR CONSUMPTION

Articles and Countries from which Imported	MONTH OF APRIL 1957		FOUR MONTHS ENDED APRIL 1957		Class Number
	Quantities	Values (\$)	Quantities	Values (\$)	
GAS IMPORTED BY PIPE LINE	M FT				7290
400 U STATES	2320905	503702	9544393	2088704	
	2320905	503702	9544393	2088704	
INSULATORS ELECTRIC N O P					7291
100 U KINGDOM		5666		20415	
359 NORWAY				628	
376 SWITZRLND		2020		2020	
400 U STATES		57631		197993	
		65317		221056	
MAGNESIA PIPE COVERING					7292
100 U KINGDOM		4328		6466	
400 U STATES		5525		23332	
		9853		29798	
MINERAL WOOL N O P	LB				7295
400 U STATES	345305	91446	770791	146299	
	345305	91446	770791	146299	
SALT TABLE	CWT				7296
100 U KINGDOM			90	469	
400 U STATES	31	1933	686	15432	
	31	1933	776	15901	
SALT FOR FISHERIES	CWT				7297
224 JAMAICA			23274	3844	
227 BAHAMAS			53536	9633	
344 ITALY			50400	7560	
372 SPAIN			46627	7598	
400 U STATES	162	234	162	234	
	162	234	173999	28869	
SALT IN BULK N O P	CWT				7298
400 U STATES	51566	14823	675967	153347	
	51566	14823	675967	153347	
SALT IN BAGS BARRELS	CWT				7299
100 U KINGDOM	1560	1827	3767	5427	
400 U STATES	19547	17236	103688	79504	
	21107	19065	107455	84931	
SULPHUR AND BRIMSTONE	CWT				7300
400 U STATES	152000	193688	755914	933925	
	152000	193688	755914	933925	
MINERAL SUBSTANCES N O P					7301
100 U KINGDOM		6832		30311	
205 RHOD NYAS		125217		125217	
207 UN SO AFR		105811		116436	
231 HONG KONG				207	
306 BELGIUM		1963		1963	
318 DENMARK				168	
327 FRANCE				1373	
335 GERMANY W		244		4551	
344 ITALY		7126		10947	
354 NETHRLNDS		473		855	
376 SWITZRLND				128	
400 U STATES		496000		1846302	
		743666		2138458	
VERMICULITE CRUDE					7302
207 UN SO AFR		9024		9024	
400 U STATES		10161		74211	
		19185		83235	
ASPHALT TILE FOR FLOORING	SQ FT				7303
400 U STATES	77765	6644	434983	40170	
	77765	6644	434983	40170	
ANDALUSITE KYANITE MULLITE ETC	CWT				7304
400 U STATES	1648	3468	9363	34664	
	1648	3468	9363	34664	

IMPORTS INTO CANADA FOR CONSUMPTION

Articles and Countries from which Imported	MONTH OF APRIL 1957		FOUR MONTHS ENDED APRIL 1957		Class Number
	Quantities	Values (\$)	Quantities	Values (\$)	
<u>GROUP B</u>					
<u>CHEMICALS AND ALLIED PRODUCTS</u>					
ACID BORACIC 25 LBS OR OVER 400 U STATES	LB 245500	13539	1016848	83183	8001
	245500	13539	1016848	83183	
ACID HYDROFLUOSILICIC 400 U STATES	LB 10965	866	75565	6098	8002
	10965	866	75565	6098	
ACID MURIATIC 400 U STATES	LB 296102	3458	957516	12146	8003
	296102	3458	957516	12146	
ACETYSALICYLIC ACID 100 U KINGDOM 400 U STATES	LB 30536 2750	17015 1314	225198 69900	120429 31956	8004
	33286	18329	295098	152385	
ACID NITRIC 400 U STATES	LB 9532	824	92472	6733	8005
	9532	824	92472	6733	
ACID PHOSPHORIC 400 U STATES	LB 43275	2197	105048	6398	8006
	43275	2197	105048	6398	
ACID SULPHURIC 400 U STATES	LB 169686	3080	971037	21974	8008
	169686	3080	971037	21974	
ACID LACTIC 100 U KINGDOM 318 DENMARK 335 GERMANY W 354 NETHRLNDS 400 U STATES	LB 35261 7716 5533 7211 9248	6030 1434 951 1988 1437	51702 7716 9138 11841 19047	9342 1434 1868 3112 2937	8009
	64969	11840	99444	18693	
ACID NICOTINIC 327 FRANCE 400 U STATES	LB 44092	96000	444 44202	1921 96360	8010
	44092	96000	44646	98281	
SALICYLIC ACID 100 U KINGDOM 400 U STATES	LB 2000 1400	749 533	8720 8088	4504 3091	8011
	3400	1282	16808	7595	
ACID ACETIC AND PYROLIGNEOUS 400 U STATES	GAL		313	260	8012
			313	260	
ACID CRESYLIC 100 U KINGDOM 400 U STATES	LB 54277 517	4969 133	105314 35819	8992 3307	8015
	54794	5102	141133	12299	
XANTHATES FOR ORES 335 GERMANY W 400 U STATES	LB 10000 505700	1496 128665	11433 2317970	1812 599423	8016
	515700	130161	2329403	601235	
ACID OXALIC 335 GERMANY W 354 NETHRLNDS 400 U STATES	LB 88754 11023 14500	9633 1328 2365	110954 22046 64486	12267 2432 10640	8017
	114277	13326	197486	25339	
ACID TANNIC 100 U KINGDOM 376 SWITZRLND 400 U STATES	LB 3064 4408 1150	2500 4462 864	5414 8812 3750	4536 8953 4742	8020
	8622	7826	17976	18231	
TARTARIC ACID CRYSTAL OR POWD 100 U KINGDOM 327 FRANCE 335 GERMANY W 344 ITALY 400 U STATES	LB 67200 2205 2205 13276 100	24416 670 696 4283 91	128800 2205 2205 13276 700	45767 670 696 4283 583	8021
	84986	30156	147186	51999	
ACIDS N O P 100 U KINGDOM 318 DENMARK 327 FRANCE 335 GERMANY W 344 ITALY 352 MEXICO 376 SWITZRLND 400 U STATES	LB 122298 707 500	30320 3485 281	292449 441 1240 192573 77 1322 610	75629 657 1825 57730 896 1152 1625	8022
	751516	156315	2749341	615897	
	875021	190401	3238053	755411	
ACID ARSENIC 400 U STATES	LB 105017	3730	519631	18262	8023
	105017	3730	519631	18262	
ASCORBIC ACID 376 SWITZRLND 400 U STATES		3695 11713		11115 68832	8024
		15408		79947	
ACID FORMIC 335 GERMANY W 354 NETHRLNDS 400 U STATES	LB 93089 45524	9246 3785	229032 48610 2696	22637 4121 470	8025
	138613	13031	280338	27228	

IMPORTS INTO CANADA FOR CONSUMPTION

Articles and Countries from which Imported	MONTH OF APRIL 1957		FOUR MONTHS ENDED APRIL 1957		Class Number	
	Quantities	Values (\$)	Quantities	Values (\$)		
ACID CHROMIC	100 U KINGDOM	LB 56000	14922	66000	17498	8026
	335 GERMANY W			4409	1011	
	400 U STATES	94800	25589	361340	96408	
		150800	40511	431749	114917	
ACID CARBOLIC OR PHENOL	400 U STATES	LB 673960	116679	2216240	384074	8027
		673960	116679	2216240	384074	
AMYL ALCOHOL	400 U STATES	GAL 6668	9429	6856	9780	8032
		6668	9429	6856	9780	
BUTYL ALCOHOL	100 U KINGDOM	LB		320	115	8034
	400 U STATES	12992	1440	145887	16938	
		12992	1440	146207	17053	
METHYL ETHYL KETONE ETC	400 U STATES	LB 525512	61897	1831343	231651	8035
		525512	61897	1831343	231651	
ETHYL AND METHYL ALCOHOL	381 ALASKA	GAL		169	609	8036
	400 U STATES	8485	3674	556670	192965	
		8485	3674	556839	193574	
RUM TO BE DENATURED	224 JAMAICA	P GAL 52	62	278	309	8037
		52	62	278	309	
ISOPROPYL ALCOHOL	400 U STATES	GAL 405	216	6139	24361	8038
		405	216	6139	24361	
CELLULOSE ACETATE PHOTO FILM	400 U STATES		100125		429987	8046
			100125		429987	
COLLODION FOR FILMS ENGRAVERS		GAL				8047
CAFFEINE AND SALTS	100 U KINGDOM	LB 175	783	175	783	8052
	335 GERMANY W	9600	18966	30715	61743	
	376 SWITZRLND			4400	8034	
		9775	19749	35290	70560	
COCAINE	100 U KINGDOM	OZ 245	2985	245	2985	8053
		245	2985	245	2985	
CODEINE AND SALTS	100 U KINGDOM	OZ 340	1562	15016	71029	8054
	215 INDIA			5000	32476	
	335 GERMANY W			500	2024	
		340	1562	20516	105529	
OPIUM DERIVATIVES N O P	100 U KINGDOM	OZ 722	4994	1098	5892	8056
	215 INDIA			50	440	
	327 FRANCE	12	256	54	364	
	354 NETHRLNDS	371	1166	1006	1853	
	400 U STATES	5	124	110	554	
		1110	6540	2318	9103	
OPIUM	100 U KINGDOM	LB		30	357	8057
				30	357	
QUININE SALTS	335 GERMANY W	OZ 5904	1310	5904	1310	8059
	400 U STATES	3910	1186	25210	8777	
		9814	2496	31114	10087	
STRYCHNINE AND SALTS	100 U KINGDOM	OZ		3160	2303	8060
				3160	2303	
PREPARATIONS WEED KILLING	100 U KINGDOM		89345		309648	8069
	318 DENMARK		28671		28671	
	335 GERMANY W		19481		19481	
	354 NETHRLNDS		12919		12919	
	400 U STATES		325507		867697	
			475923		1238416	
NICOTINE AND SALT FOR SPRAYING	100 U KINGDOM	LB		3000	2183	8070
	400 U STATES	6965	4659	10153	6476	
		6965	4659	13153	8659	
CHLOROPICRIN INSECTICIDES	400 U STATES		3437		18385	8071
			3437		18385	
SPRAYS IN PKGS NOT OVER 3 LBS	100 U KINGDOM		482		2765	8072
	335 GERMANY W				154	
	400 U STATES		20535		102041	
			21017		104960	
DISINFECTANTS DIPS SPRAYS NOP	100 U KINGDOM		45717		114504	8073
	318 DENMARK		32783		32783	
	327 FRANCE		941		4750	
	335 GERMANY W		485		28261	
	359 NORWAY				301	
	376 SWITZRLNO				27577	
	400 U STATES		1002064		3203693	
			1081990		3411869	
MEDICINAL PREPARATIONS DRY	100 U KINGDOM		72810		220881	8074
	231 HONG KONG		6550		16794	
	234 AUSTRALIA				2052	
	306 BELGIUM		252		2403	

IMPORTS INTO CANADA FOR CONSUMPTION

137

Articles and Countries from which imported	MONTH OF APRIL 1957		FOUR MONTHS ENDED APRIL 1957		Class Number
	Quantities	Values (\$)	Quantities	Values (\$)	
318 DENMARK		4490		4722	
327 FRANCE		36715		56484	
335 GERMANY W		15721		33548	
347 JAPAN		154		781	
354 NETHRLNDS		1103		2488	
375 SWEDEN		77		77	
376 SWITZRLND		67694		197662	
390 GERMANY E		1046		1046	
400 U STATES		497122		1829463	
		703734		2368401	
MEDICINAL PREPARATIONS LIQUID					8075
100 U KINGDOM		5480		13828	
231 HONG KONG		1221		2585	
327 FRANCE		8518		14610	
335 GERMANY W		670		1881	
344 ITALY				300	
347 JAPAN		109		480	
375 SWEDEN				309	
376 SWITZRLND		1017		5145	
400 U STATES		148710		634987	
		165725		674125	
MEDICINAL PREPARATIONS OTHER					8076
231 HONG KONG		643		2138	
327 FRANCE				26907	
344 ITALY				92	
347 JAPAN		192		192	
376 SWITZRLND		354		354	
400 U STATES		3241		27981	
		4430		57664	
MEDICATED WINES UNDER 40 PROOF	GAL				8077
MENTHOL NATURAL OR SYNTHETIC					8078
100 U KINGDOM		3888		3888	
309 BRAZIL		13664		42458	
313 CHINA				5783	
335 GERMANY W		2041		2041	
347 JAPAN		22932		22932	
354 NETHRLNDS		7194		11364	
393 TAIWAN				3677	
400 U STATES		1030		24130	
		50749		116273	
PAPAIN					8079
100 U KINGDOM				845	
203 B E AFR		4838		12998	
400 U STATES				6342	
		4838		20185	
SPIRITS AND STRONG WATERS	GAL				8081
100 U KINGDOM	44	284	121	860	
231 HONG KONG	1302	5894	4129	16222	
327 FRANCE			1	146	
335 GERMANY W			5	278	
344 ITALY			1	82	
376 SWITZRLND			1	60	
400 U STATES	371	6977	741	14095	
	1717	13155	4999	31742	
EXTRACT OF CASCARA SAGRADA					8082
400 U STATES		684		15913	
		684		15913	
PENICILLIN AND PRODUCTS					8083
100 U KINGDOM		1686		7916	
305 AUSTRIA				15776	
318 DENMARK				7141	
400 U STATES		54128		264895	
		55814		295728	
STREPTOMYCIN AND PRODUCTS					8084
100 U KINGDOM				1465	
400 U STATES		5008		35124	
		5008		36589	
SULPHA DRUGS					8085
100 U KINGDOM		9148		29732	
318 DENMARK		10607		20494	
327 FRANCE		1874		16441	
335 GERMANY W		334		334	
354 NETHRLNDS		6256		16499	
376 SWITZRLND				4589	
400 U STATES		13904		58189	
		42123		146278	
ANTIBIOTICS N O P					8086
100 U KINGDOM		15948		36620	
318 DENMARK		3715		3715	
327 FRANCE				1450	
400 U STATES		410537		1439137	
		430200		1480922	
ANILINE DYES 1 LB OR OVER	LB				8091
100 U KINGDOM	142464	132707	340092	370353	
306 BELGIUM			6218	5932	
327 FRANCE	33783	50749	67363	90499	
335 GERMANY W	65532	84097	171539	226138	
344 ITALY	4828	2975	4828	2975	
354 NETHRLNDS	1883	2915	11025	10298	
376 SWITZRLND	80626	149104	252440	462685	
400 U STATES	232947	351634	1384393	1874367	
	562063	774181	2237898	3043247	
ANILINE AND COAL TAR DYES NOP	LB				8092
100 U KINGDOM	500	905	500	905	
400 U STATES	3245	31431	12266	77756	
	3745	32336	12766	78661	

IMPORTS INTO CANADA FOR CONSUMPTION

Articles and Countries from which Imported	MONTH OF APRIL 1957		FOUR MONTHS ENDED APRIL 1957		Class Number
	Quantities	Values (\$)	Quantities	Values (\$)	
ANILINE OIL CRUDE	LB				8093
400 U STATES	5700	1052	10350	1949	
	5700	1052	10350	1949	
ANILINE SALTS AND ALIZARIN	LB				8094
100 U KINGDOM			4840	13061	
400 U STATES			265	283	
			5105	13344	
COAL TAR BASE OR SALT FOR DYES	LB				8095
100 U KINGDOM	27025	22316	45520	42849	
306 BELGIUM			936	869	
335 GERMANY W	33500	32597	72579	71433	
344 ITALY			22685	13639	
354 NETHRLNDS	110	152	110	152	
376 SWITZRLND	3020	3297	9764	8044	
400 U STATES	59620	51649	166359	178639	
	123275	110011	317953	315625	
CAMWOOD AND SUMAC AND EXTRACT	CWT				8103
400 U STATES	18	190	37	405	
	18	190	37	405	
CHEM COMP FOR DYEING TANNING	CWT				8104
100 U KINGDOM	3200	69509	3769	81261	
327 FRANCE	200	4648	200	4648	
335 GERMANY W	2513	53114	4257	92887	
344 ITALY			22	1967	
376 SWITZRLND	53	5027	469	23355	
400 U STATES	12468	90745	57650	365828	
	18434	223043	66367	569946	
BASIC CHROMIC SULPHATE	CWT				8105
100 U KINGDOM	406	3384	1956	15374	
335 GERMANY W			660	5966	
400 U STATES	2504	25195	8134	81519	
	2910	28579	10750	102859	
INDIGO INDIGO PASTE OR EXTRACT	CWT				8106
100 U KINGDOM	125	10744	398	32382	
400 U STATES			1	92	
	125	10744	399	32474	
IRON AND RED LIQUOR FOR DYEING	CWT				8107
400 U STATES			5	50	
			5	50	
LOGWOOD AND FUSTIC EXTRACT	CWT				8109
400 U STATES	72	2849	254	9209	
	72	2849	254	9209	
QUEBRACHO EXTRACT	CWT				8111
304 ARGENTINA	835	9690	15768	174769	
362 PARAGUAY	236	2465	236	2465	
400 U STATES	5	109	1045	10311	
	1076	12264	17049	187545	
TERRA JAPONICA GAMBIE CUTCH	CWT				8113
100 U KINGDOM			530	6306	
			530	6306	
TURMERIC	CWT				8114
215 INDIA	251	2910	718	8030	
224 JAMAICA			112	976	
400 U STATES			67	712	
	251	2910	897	9718	
NON EDIBLE SEEDS BEANS NUTS	CWT				8115
100 U KINGDOM			1	97	
224 JAMAICA	22	66	358	1068	
400 U STATES	73	1963	328	5957	
	95	2029	687	7122	
CHESTNUT EXTRACT	CWT				8116
344 ITALY	3015	31701	6064	59212	
400 U STATES	551	5101	551	5101	
	3566	36802	6615	64313	
SPRUCE EXTRACT	CWT				8117
400 U STATES			271	1547	
			271	1547	
MYROBALAN EXTRACT	CWT				8118
100 U KINGDOM	775	7104	775	7104	
400 U STATES			1108	7234	
	775	7104	1883	14338	
WATTLE EXTRACT	CWT				8119
203 B E AFR			558	5210	
207 UN SO AFR			5322	43239	
400 U STATES	666	5396	1247	10824	
	666	5396	7127	59273	
HEMLOCK EXTRACT	CWT				8120
400 U STATES	52	388	239	1696	
	52	388	239	1696	
EXTRACTS N O P OYEING TANNING	CWT				8121
100 U KINGDOM	1	150	114	1713	
219 BEI OTHER			45	391	
234 AUSTRALIA			226	1757	
335 GERMANY W			3	57	
379 TURKEY			276	2526	
400 U STATES	1780	9925	9572	49053	
	1781	10075	10236	55497	
BINITROTOLUOL FOR EXPLOSIVES	LB				8131
400 U STATES			10000	5376	
			10000	5376	
NITRATE COMPOUNDS N O P FOR EXPL	LB				8132
100 U KINGDOM	21200	2435	21200	2435	
400 U STATES	62850	10653	358300	43147	
	84050	13088	379500	45582	
BLASTING AND MINING POWDER	LB				8133

IMPORTS INTO CANADA FOR CONSUMPTION

Articles and Countries from which Imported	MONTH OF APRIL 1957		FOUR MONTHS ENDED APRIL 1957		Class Number	
	Quantities	Values (\$)	Quantities	Values (\$)		
DYNAMITE AND NITRO GLYCERINE 400 U STATES	LB		2850	1214	8134	
			2850	1214		
FIREWORKS FIRECRACKERS 100 U KINGDOM 231 HONG KONG 335 GERMANY W 347 JAPAN 375 SWEDEN 400 U STATES		2813 16908 199 4316 24236		30515 75618 1123 1842 9061 28346 146505	8135	
FUSE NON METALLIC 100 U KINGDOM 400 U STATES		89 89		69 5956 6025	8136	
GUN RIFLE SPORTING POWDER 100 U KINGDOM 400 U STATES	LB		40000	11161	8137	
		43190 37452	149000	131404		
		43190 37452	189000	142565		
EXPLOSIVES M O P 400 U STATES	LB	18690	87895	65046	8138	
		18690	87895	65046		
NITROGEN SOLUTION 400 U STATES	CWT	78486	281325	788409	8149	
		78486	281325	788409		
NITROGEN FERTILIZER N O P 359 NORWAY 400 U STATES	CWT		200	541	8150	
			430	614		
			630	1155		
AMMONIUM SULPHATE 100 U KINGDOM 335 GERMANY W 400 U STATES	CWT	40 1102 4553 5695	114 2423 7251 9788	1679 1102 7700 10481	5071 2423 15150 22644	8151
BASIC SLAG	CWT				8152	
POTASH MURIATE OF 327 FRANCE 335 GERMANY W 400 U STATES	CWT	62836	100215	183330	293475	8155
				75000	81725	
		203819	233674	609767	695543	
		266649	333889	868097	1070743	
POTASH SULPHATE OF 400 U STATES	CWT	44592	73528	96960	157850	8156
		44592	73528	96960	157850	
SODA NITRATE OR CUBIC NITRE 100 U KINGDOM 312 CHILE 400 U STATES	CWT	762	3226	762	3226	8157
		600	1682	4006	10497	
		36354	78619	62990	141618	
		37716	83527	67758	155341	
TRIPLE SUPERPHOSPHATE 400 U STATES	CWT	129243	289120	191827	428331	8161
		129243	289120	191827	428331	
SUPERPHOSPHATE N O P 400 U STATES	CWT	283579	288409	946185	908648	8162
		283579	288409	946185	908648	
PHOSPHATE FERTILIZER N O P 400 U STATES	CWT	7483	20170	15545	54170	8163
		7483	20170	15545	54170	
SULPHATE OF POTASH MAGNESIA 400 U STATES	CWT	10334	6945	20732	13973	8164
		10334	6945	20732	13973	
POTASH FERTILIZER N O P	CWT					8165
FERTILIZER MIXED 100 U KINGDOM 400 U STATES	CWT	39	2181	280	4062	8166
		84473	296847	128336	476975	
		84512	299028	128616	481037	
FERTILIZER MATERIALS N O P 400 U STATES	CWT	15960	32850	46360	107220	8167
		15960	32850	46360	107220	
LITHARGE 100 U KINGDOM 400 U STATES	CWT	1686	28664	1937	32932	8171
		627	13124	5435	99067	
		2313	41788	7372	131999	
LEAD RED DRY ORANGE MINERAL 100 U KINGDOM 400 U STATES	LB	116240	19723	130240	22098	8172
		7900	1488	12600	2389	
		124140	21211	142840	24487	
LEAD WHITE DRY 400 U STATES	LB			2327	824	8173
				2327	824	
LEAD WHITE GROUND IN OIL 400 U STATES	LB			5146	1034	8174
				5146	1034	
ANTIMONY OXIDE 100 U KINGDOM 400 U STATES	LB	20000	4535	60000	13661	8179
				32937	8416	
		20000	4535	92937	22077	
LAMP BLACK 400 U STATES	LB	13700	2441	46054	8860	8180
		13700	2441	46054	8860	
TITANIUM OXIDE 100 U KINGDOM 335 GERMANY W 400 U STATES	LB	2857100	595964	7731860	1584474	8181
				330	190	
		4292390	642377	20409719	2907263	
		7149490	1236341	28141909	4491927	

IMPORTS INTO CANADA FOR CONSUMPTION

Articles and Countries from which Imported	MONTH OF APRIL 1957		FOUR MONTHS ENDED APRIL 1957		Class Number	
	Quantities	Values (\$)	Quantities	Values (\$)		
CARBON BLACK	400 U STATES	LB 4887804	310357	16645071	1048142	8182
BONE BLACK AND IVORY BLACK	400 U STATES	LB 21000	3870	62370	11087	8183
BLANC FIXE	100 U KINGDOM	LB 4668	1570	7948	2530	8184
	306 BELGIUM	10000	371	10000	371	
	335 GERMANY W			64136	1899	
	400 U STATES	13250	1367	67250	6060	
BRONZE POWDER		27918	3308	149334	10860	8185
	100 U KINGDOM			68	69	
	335 GERMANY W			1389	844	
	400 U STATES	1514	1895	5049	6809	
LITHOPONE		1514	1895	6506	7722	8186
	100 U KINGDOM	LB 31200	2059	75200	5439	
	306 BELGIUM			40000	2396	
	335 GERMANY W	73023	4268	113023	8252	
	354 NETHRLNDS	33069	1786	73069	4226	
	400 U STATES	27000	7982	468511	38974	
OXIDE OF COBALT		234222	16095	769803	59287	8187
OXIDE OF COPPER	400 U STATES	LB		3000	6784	8188
	100 U KINGDOM	LB 17920	7184	91440	40115	
	400 U STATES	4198	4035	8043	7805	
OXIDES FILLERS COLOURS ORY NOP		22118	11219	99483	47920	8189
	100 U KINGDOM	LB 119283	42342	368140	142012	
	318 DENMARK	4782	3725	30239	7675	
	327 FRANCE			35	154	
	335 GERMANY W	87187	5568	262279	15951	
	354 NETHRLNDS			200	179	
	372 SPAIN	53065	1129	175464	3682	
	376 SWITZRLND	110	245	275	612	
	400 U STATES	548212	214384	2246422	950811	
PARIS GREEN ORY		812639	267393	3083054	1121076	8190
	400 U STATES	LB 1000	365	33500	9257	
SATIN WHITE		1000	365	33500	9257	8191
ULTRAMARINE BLUE	ORY OR PULP	LB 78200	1317	317390	5345	8192
	100 U KINGDOM	78200	1317	317390	5345	
	400 U STATES	53444	10058	77817	14750	
ZINC WHITE OXIDE		8800	2386	40460	11376	8193
	100 U KINGDOM	62244	12444	118277	26126	
	400 U STATES	65263	8929	463567	63187	
OXIDE OF TIN		65263	8929	525967	70423	8194
	100 U KINGDOM	LB 11232	10662	19732	18483	
	400 U STATES	200	209	200	209	
OCHRES SIENNAS AND UMBERS		11432	10871	19932	18692	8201
	100 U KINGDOM	LB 23340	881	48240	1698	
	335 GERMANY W			220	149	
	400 U STATES	38288	2784	730124	24307	
PUTTY		61628	3665	778584	26154	8202
	100 U KINGDOM	LB 2800	148	3400	208	
	400 U STATES	62610	11131	151615	26530	
ARTISTS AND CHILDRENS COLOURS		65410	11279	155015	26738	8211
	100 U KINGDOM		57679		95468	
	306 BELGIUM		133		133	
	327 FRANCE		65		1547	
	335 GERMANY W		1755		2635	
	347 JAPAN				519	
	354 NETHRLNDS		317		593	
	400 U STATES		43195		116943	
GOLD LIQUID PAINT			103144		217838	8212
	400 U STATES				1072	
LIQUID FILLERS AND PAINTS NOP					1072	8213
	100 U KINGDOM	GAL 1127	6046	2743	13067	
	236 NEW ZEAL			40	260	
	318 DENMARK	120	546	120	546	
	335 GERMANY W	41	241	539	1191	
	347 JAPAN	36	95	36	95	
	354 NETHRLNDS			45	381	
	359 NORWAY			220	919	
	376 SWITZRLND			90	147	
	400 U STATES	46449	182264	178496	697492	
SPIRIT VARNISHES AND LACQUERS		47773	189192	182329	714098	8214
	100 U KINGDOM	GAL 35	798	638	5222	
	318 DENMARK			50	232	
	335 GERMANY W	176	1014	417	2709	
	376 SWITZRLND			33	382	

IMPORTS INTO CANADA FOR CONSUMPTION

141

Articles and Countries from which Imported	MONTH OF APRIL 1957		FOUR MONTHS ENDED APRIL 1957		Class Number
	Quantities	Values (\$)	Quantities	Values (\$)	
400 U STATES	4737	25690	26086	124464	
STAINS AND OXIDES	4948	27502	27224	133009	8215
100 U KINGDOM	LB 2517	3232	6961	7688	
400 U STATES	36282	31254	110876	98904	
VARNISHES LACQUERS	38806	34486	117837	106592	8216
JAPANS NOP	GAL				
100 U KINGDOM	341	1225	1420	5777	
318 DENMARK			49	122	
335 GERMANY W	5	146	5	146	
375 SWEDEN			440	1097	
400 U STATES	35210	82279	103032	289910	
ALCOHOLIC PERFUMES UNOER 4 OZ	35556	83650	104946	297052	8221
100 U KINGDOM		4367		7531	
231 HONG KONG				55	
316 CUBA		54		54	
327 FRANCE		35751		81528	
335 GERMANY W		7169		16087	
344 ITALY				2409	
354 NETHRLNDS				609	
400 U STATES		12910		44795	
ALCOHOLIC PERFUMES OVER 4 OZ	GAL	60251		153068	8222
100 U KINGDOM	30	2496	74	7004	
231 HONG KONG	11	108	11	108	
327 FRANCE	130	12877	285	19279	
335 GERMANY W	61	1205	101	2073	
400 U STATES	14	370	108	1956	
PERFUMERY TOILET PREPARATIONS	246	17056	579	30420	8224
100 U KINGDOM		13360		22666	
231 HONG KONG		127		127	
327 FRANCE		7410		22205	
335 GERMANY W		9827		39475	
344 ITALY		467		1987	
354 NETHRLNDS		318		7762	
376 SWITZRLND				111	
400 U STATES		66893		248335	
CASTILE SOAP	LB	98402		342668	8231
400 U STATES			2373	942	
COMMON OR LAUNDRY SOAP			2373	942	8232
100 U KINGDOM	LB		2221	193	
354 NETHRLNDS		1201	122	122	
400 U STATES		78995	11358	432320	60832
LIQUID SOAP	80196	11480	435742	61154	8234
100 U KINGDOM	LB	7528	769	7528	769
400 U STATES		129361	31375	502571	115267
SOAP PDWDERS AND FLAKES	136889	32144	510099	116036	8235
100 U KINGDOM	LB		13440	1093	
400 U STATES		453939	62076	1946048	291556
TOILET SOAP N O P		453939	62076	1959488	292649
100 U KINGDOM			9218	22024	
306 BELGIUM				889	
327 FRANCE				2218	
335 GERMANY W		1619		3543	
354 NETHRLNDS		305		650	
372 SPAIN				435	
400 U STATES		40282		71573	
WHALE OIL SOAP		51424		101332	8236
100 U KINGDOM	LB	5600	286	13440	746
400 U STATES				8126	958
SOAP N O P		5600	286	21566	1704
100 U KINGDOM			3611	4020	
327 FRANCE				316	
335 GERMANY W		1100		1100	
376 SWITZRLND		201		336	
400 U STATES		17503		41359	
ALUM IN BULK NOT CALCINED		22415		47131	8251
100 U KINGDOM	CWT	751	2963	2811	9427
335 GERMANY W				106	755
354 NETHRLNDS		264	333	264	333
400 U STATES		533	2908	2121	10100
CHLORIDE OF ALUMINUM		1548	6204	5302	20615
400 U STATES	CWT	3069	39452	8505	123161
SULPHATE OF IRON COPPERAS		3069	39452	8505	123161
100 U KINGDOM	CWT	672	867	872	1327
400 U STATES		668	1809	6620	11134
SULPHATE OF ALUMINA ALUM CAKE		1340	2676	7492	12461
100 U KINGDOM	CWT			21100	38936
335 GERMANY W		400	774	1600	2790
400 U STATES		5164	9038	24172	44464
AMMONIA NITRATE		5564	9812	46872	86190
100 U KINGDOM	LB			560	61

IMPORTS INTO CANADA FOR CONSUMPTION

Articles and Countries from which Imported	MONTH OF APRIL 1957		FOUR MONTHS ENDED APRIL 1957		Class Number
	Quantities	Values (\$)	Quantities	Values (\$)	
400 U STATES	9000	884	129409	9086	
SAL AMMONIAC	9000	884	129969	9147	8262
100 U KINGDOM	LB 1670	176	166150	11294	
335 GERMANY W	11000	382	22000	764	
400 U STATES	30000	1928	44834	4278	
SAL AMMONIAC SKIMMINGS	42670	2486	232984	16336	8263
400 U STATES	LB 10080	1438	148873	15767	
AMMONIA COMPOUNDS N O P	10080	1438	148873	15767	8264
100 U KINGDOM	LB 62088	11157	121439	16501	
335 GERMANY W	11023	2133	47178	3590	
354 NETHRLNDS	4411	922	6651	1211	
400 U STATES	747747	33494	2781298	106932	
AMMONIA ANHYDROUS	825269	47706	2956566	128234	8265
400 U STATES	LB 4962495	179749	11192067	413585	
ANTIMONY SALTS TARTAR EMETIC	4962495	179749	11192067	413585	8271
400 U STATES	LB 2300	1140	7639	4393	
ARSENOUS OXIDE ARSEM SULPHIDE	2300	1140	7639	4393	8273
400 U STATES	LB		300	124	
COPPER SUBACETATE PRECIPITATE			300	124	8274
COPPER SULPHATE	LB				8275
100 U KINGDOM	94580	12310	286820	34147	
400 U STATES	123363	25752	258363	43722	
TIN BICHLORIDE TIN CRYSTALS	217943	38062	545183	77869	8277
100 U KINGDOM	LB		1000	664	
400 U STATES	2075	2700	4930	5974	
ZINC CHLORIDE	2075	2700	5930	6638	8278
100 U KINGDOM	LB 11200	1072	45280	4457	
400 U STATES	26547	2793	53883	5649	
ZINC SULPHATE	37747	3865	99163	10106	8279
100 U KINGDOM	LB 44800	1524	486544	20085	
306 BELGIUM	77000	4120	132000	7530	
335 GERMANY W			120000	3556	
400 U STATES	84900	9749	206800	17638	
BISMUTH SALTS	206700	15393	945344	48809	8291
100 U KINGDOM		2589		6443	
LEAD ACETATE NOT GROUND		2589		6443	8292
100 U KINGDOM	LB 35250	6098	35250	6098	
400 U STATES	300	105	800	215	
LEAD ARSENATE	35550	6203	36050	6313	8293
400 U STATES	LB 34656	7420	34656	7420	
LEAD NITRATE NOT GROUND	34656	7420	34656	7420	8294
100 U KINGDOM	LB 23848	3091	65288	9586	
400 U STATES	600	171	6192	1310	
COMPOUNDS OF TETRAETHYL LEAD	24448	3262	71480	10896	8295
400 U STATES	LB 535320	193419	1569311	560748	
BROMINE	535320	193419	1569311	560748	8301
100 U KINGDOM	LB 58	60	58	60	
400 U STATES	3010	1141	6471	3902	
CHLORINE LIQUID CHLORINE GAS	3068	1201	6529	3962	8303
400 U STATES	LB 5463790	147742	23782450	661415	
IODINE CRUDE	5463790	147742	23782450	661415	8304
312 CHILE	LB 9991	10550	19966	21083	
400 U STATES	900	904	14302	14916	
IODIZED SALTS FOR ANIMALS	10891	11454	34268	35999	8305
400 U STATES		1005		2114	
CALCIUM ARSENATE		1005		2114	8311
400 U STATES	LB 13000	997	15000	1151	
CALCIUM CHLORIDE	13000	997	15000	1151	8315
335 GERMANY W	CWT 190	958	190	958	
400 U STATES	77384	114081	186769	271546	
CHLORIDE OF LIME	77574	115039	186959	272504	8316
100 U KINGDOM	CWT 2220	8373	2358	8925	
347 JAPAN	44	607	88	1214	
400 U STATES	222	3894	2144	31075	
CALCIUM MOLYBDATE	2486	12874	4590	41214	8318
400 U STATES	LB 4593	6447	45661	54384	
CALCIUM COMPDS N O P EXC CITRATE	4593	6447	45661	54384	8319
100 U KINGDOM	LB 20260	5633	44672	12097	
327 FRANCE			553	787	
344 ITALY	220	402	220	402	
354 NETHRLNDS	2240	810	119084	25510	

IMPORTS INTO CANADA FOR CONSUMPTION

Articles and Countries from which Imported	MONTH OF APRIL 1957		FOUR MONTHS ENDED APRIL 1957		Class Number
	Quantities	Values (\$)	Quantities	Values (\$)	
359 NORWAY	10000	274	10000	274	
376 SWITZRLND			1100	2530	
400 U STATES	346563	29370	1922375	190180	
CREAM OF TARTAR IN CRYSTALS	379283	36489	2098004	231780	
100 U KINGDOM	LB 25200	7265	26320	7575	8322
344 ITALY	16510	3687	28714	6880	
POTASH AND PEARL ASH	41710	10952	55034	14455	
335 GERMANY W	LB 7046	632	15864	1431	8323
400 U STATES	46525	3816	157390	13338	
POTASH BICARBONATE	53571	4448	173254	14769	
POTASH BICHROMATE CRUOE	LB				8325
100 U KINGDOM	LB 2000	328	8100	1315	8326
335 GERMANY W			2204	341	
400 U STATES	20600	3405	145300	24382	
POTASH CAUSTIC	22600	3733	155604	26038	
327 FRANCE	LB 32798	3339	32798	3339	8327
335 GERMANY W	50397	4296	85317	7331	
354 NETHRLNDS	18551	1662	18551	1662	
375 SWEDEN	1500	331	2000	449	
400 U STATES	463442	19672	2301480	96073	
POTASH CHLORATE GROUND	566688	29300	2440146	108854	
376 SWITZRLND	LB 22046	2444	54646	7431	8329
400 U STATES			744	328	
POTASH RED OR YELLOW PRUSSIATE	22046	2444	55390	7759	
335 GERMANY W	LB 1000	184	3000	963	8330
354 NETHRLNDS			4480	1279	
400 U STATES	100	58	3683	1699	
POTASH NITRATE OR SALTPETRE	1100	242	11163	3941	
335 GERMANY W	LB 212401	10787	212401	10787	8331
400 U STATES			3750	757	
POTASH COMPOUNOS N O P	212401	10787	216151	11544	
100 U KINGDOM	LB 5568	2909	20743	7093	8332
327 FRANCE	500	626	500	626	
335 GERMANY W	722	955	722	955	
354 NETHRLNDS	91105	12254	92648	12598	
400 U STATES	335024	48486	1242271	195720	
CLEANING COMPOUNOS SODIUM BASE	432919	65230	1356884	216992	
100 U KINGDOM	LB 11892	1539	11892	1539	8337
400 U STATES	1391724	188969	5617873	697667	
SODA BENZOATE	1403616	190508	5629765	699206	
400 U STATES	LB		20700	1821	8338
SODA BROMIOE			20700	1821	
100 U KINGDOM	LB 9921	3203	19821	6416	8339
400 U STATES	2500	816	2810	1098	
SODA CITRATE	12421	4019	22631	7514	
400 U STATES	LB		4000	1235	8340
BAKING POWDER			4000	1235	
335 GERMANY W	LB 1312	345	2007	518	8341
BORAX	1312	345	2007	518	
400 U STATES	1570044	50169	6027655	182706	8342
GLAUBER SALTS	1570044	50169	6027655	182706	
100 U KINGDOM	LB 2842	214	4383	309	8343
335 GERMANY W	121223	1505	249853	4834	
376 SWITZRLND	500	74	500	74	
400 U STATES	330000	5595	1041575	17848	
SODA ARSENIATE BINARSENIATE	454565	7388	1296311	23065	
100 U KINGDOM	LB 11200	915	22400	1974	8344
400 U STATES	4400	2519	26400	14103	
SODA ASH OR BARILLA	15600	3434	48800	16077	
100 U KINGDOM	LB 4777472	66991	5651456	79311	8345
400 U STATES	11022000	170218	67532910	1039023	
SODA BICARBONATE	15799472	237209	73184366	1118334	
100 U KINGDOM	LB 610000	11262	1794000	31812	8346
400 U STATES	987300	24850	3294380	83413	
SODA BICHROMATE	1597300	36112	5088380	115225	
100 U KINGDOM	LB 148800	17642	786380	91740	8347
207 UN SO AFR			11200	1699	
335 GERMANY W			22000	2523	
365 POLAND			6614	625	
400 U STATES	270000	33347	1352530	158530	
SODA BISULPHATE OR NITRE CAKE	418800	50989	2178724	255117	
100 U KINGDOM	LB		10000	305	8348
400 U STATES	432865	11488	1324245	33267	
	432865	11488	1334245	33572	

IMPORTS INTO CANADA FOR CONSUMPTION

Articles and Countries from which Imported	MONTH OF APRIL 1957		FOUR MONTHS ENDED APRIL 1957		Class Number
	Quantities	Values (\$)	Quantities	Values (\$)	
SODA BISULPHITE	LB				8349
100 U KINGDOM	57344	2896	97944	5032	
335 GERMANY W	20000	804	20000	804	
354 NETHRLNDS			2204	119	
400 U STATES	26000	1148	48000	2098	
	103344	4848	168148	8053	
SODA CAUSTIC IN PACKAGES	LB				8350
100 U KINGDOM			39900	2218	
375 SWEDEN	3500	542	5000	788	
400 U STATES	2251800	83752	6966829	257119	
	2255300	84294	7011729	260125	
SODA CAUSTIC IN SOLUTION	LB				8352
400 U STATES	20002762	248115	75875874	939638	
	20002762	248115	75875874	939638	
SODA CHLORATE	LB				8353
400 U STATES	520	187	520	187	
	520	187	520	187	
SODIUM CYANIDE	LB				8354
100 U KINGDOM	403302	51298	912686	114223	
335 GERMANY W	88000	11631	88000	11631	
400 U STATES	10000	1660	53000	9646	
	501302	64589	1053686	135500	
SODIUM GLUTAMATE	LB				8355
313 CHINA			5000	4912	
347 JAPAN	2027	2902	2027	2902	
400 U STATES	21874	24111	98059	105741	
	23901	27013	105086	113555	
SODA HYPOSULPHITE	LB				8356
100 U KINGDOM	100800	3382	116480	3911	
400 U STATES	80000	5597	224490	14627	
	180800	8979	340970	18538	
SODA NITRITE	LB				8357
100 U KINGDOM	134400	5723	308440	13103	
335 GERMANY W			4409	198	
400 U STATES	1500	229	8450	1082	
	135900	5952	321299	14383	
SODA PEROXIDE	LB				8358
100 U KINGDOM	12375	1648	144943	18450	
400 U STATES	12945	2583	132008	24352	
	25320	4231	276951	42802	
SODA PHOSPHATE N O P	LB				8359
100 U KINGDOM	1680	673	3300	1253	
400 U STATES	516840	48561	2476867	228926	
	518520	49234	2480167	230179	
SODA PRUSSATE	LB				8360
335 GERMANY W			37400	3624	
400 U STATES	20000	2606	47000	6160	
	20000	2606	84400	9784	
SODA SAL	LB				8361
400 U STATES	1800	120	2850	174	
	1800	120	2850	174	
SODA SILICATE	LB				8362
100 U KINGDOM	148000	4242	264561	7481	
400 U STATES	491943	28393	1988474	91168	
	639943	32635	2253035	98649	
SODA SULPHATE CRUDE SALT CAKE	LB				8363
400 U STATES	5014580	44194	12692744	114245	
	5014580	44194	12692744	114245	
SODA SULPHIDE	LB				8364
100 U KINGDOM	80416	3555	227816	9787	
400 U STATES	246110	12365	675222	34175	
	326526	15920	903038	43962	
SODA SULPHITE	LB				8365
100 U KINGDOM	784000	16877	1456000	31997	
400 U STATES	308150	8581	1119580	37503	
	1092150	25458	2575580	69500	
SODIUM CDMPONDS N O P	LB				8366
100 U KINGDOM	151760	23219	383929	74139	
318 DENMARK	33000	1584	44000	2183	
327 FRANCE	28646	11657	32991	16748	
335 GERMANY W	71898	16791	77158	18167	
354 NETHRLNDS	2240	1026	2240	1026	
372 SPAIN			62125	2518	
375 SWEDEN	4409	5616	4409	5616	
400 U STATES	1713685	190324	6033907	415597	
	2005638	160217	6640759	535994	
SODA PHOSPHATE DISODIUM	LB				8367
400 U STATES	8500	705	39500	3097	
	8500	705	39500	3097	
SODA PHOSPHATE TRISODIUM	LB				8368
400 U STATES	23000	972	218701	11688	
	23000	972	218701	11688	
SODA FLUORIDE	LB				8369
100 U KINGDOM	183600	20447	189264	21268	
400 U STATES	5000	997	7350	2923	
	188600	21444	196614	24191	
SODA ANTIMONATE	LB				8370
400 U STATES	5000	1345	81000	20960	
	5000	1345	81000	20960	
ACID PHOSPHATE NOT MEDICINAL	LB				8371
100 U KINGDOM			2200	1072	
400 U STATES	151803	13822	636036	59240	
	151803	13822	638236	60312	
BARIUM PEROXIDE	LB				8372

IMPORTS INTO CANADA FOR CONSUMPTION

145

Articles and Countries from which Imported	MONTH OF APRIL 1957		FOUR MONTHS ENDED APRIL 1957		Class Number
	Quantities	Values (\$)	Quantities	Values (\$)	
HYDROGEN PEROXIDES IN SOLUTION	LB				8373
400 U STATES	309097	62361	922950	189764	
	309097	62361	922950	189764	
MAGNESIUM CARBONATE	LB				8374
100 U KINGDOM	100000	6572	130662	8778	
400 U STATES	3550	375	12250	1162	
	103550	6947	142912	9940	
MAGNESIUM SALTS COMPOUNDS NOP	LB				8375
100 U KINGDOM	5120	887	42561	14863	
335 GERMANY W	13240	327	24152	499	
400 U STATES	1418746	46502	6249489	141485	
	1437106	47716	6316202	156847	
MAGNESIUM SULPHATE EPSOM SALTS	LB				8376
100 U KINGDOM	2240	55	25428	834	
335 GERMANY W	203000	1735	414669	3583	
400 U STATES	163000	3240	560200	11591	
	368240	5030	1000297	16008	
MERCURY SALTS					8377
100 U KINGDOM		1818		9663	
400 U STATES				1012	
		1818		10675	
PHOSPHORUS AND COMPOUNDS N O P	LB				8378
100 U KINGDOM	11	62	11	62	
400 U STATES	83	674	54652	10586	
	94	736	54663	10648	
RADIUM					8379
100 U KINGDOM		3354		13830	
306 BELGIUM		86417		115211	
400 U STATES		842		16404	
		90613		145445	
MOLYBDENUM OXIDE	LB				8380
400 U STATES	14580	10175	215673	149743	
	14580	10175	215673	149743	
ETHYL CHLORIDE	LB				8388
335 GERMANY W			532	253	
400 U STATES	1717195	116507	7709191	519128	
	1717195	116507	7709723	519381	
ACETONE					8389
400 U STATES		162		1690	
		162		1690	
ETHYLENE DICHLORIDE	LB				8390
400 U STATES			11300	1085	
			11300	1085	
AMYL ACETATE					8391
100 U KINGDOM				137	
400 U STATES		376		12489	
		376		12626	
BLACKING SHOE LEATHER DRESSING					8392
100 U KINGDOM		5307		10904	
327 FRANCE		140		233	
335 GERMANY W		216		216	
354 NETHRLNOS		4499		5766	
375 SWEDEN				165	
376 SWITZRLND		3266		5450	
400 U STATES		142971		406929	
		156399		429663	
BLUEING LAUNDRY					8393
100 U KINGDOM		12064		27807	
400 U STATES		746		5499	
		12810		33306	
CAMPHOR NATURAL OR SYNTHETIC	LB				8394
100 U KINGDOM	6180	2533	8270	3432	
393 TAIWAN			1000	381	
400 U STATES	822	593	12236	7591	
	7002	3126	21506	11404	
CARBON BISULPHIDE N O P	LB				8395
400 U STATES	7212	723	8624	995	
	7212	723	8624	995	
CARBON TETRACHLORIDE	LB				8396
335 GERMANY W	66006	5418	66006	5418	
400 U STATES	7000	811	11138	1355	
	73006	6229	77144	6773	
CHLOROFORM	LB				8397
100 U KINGDOM	650	349	650	349	
400 U STATES	15102	3995	79599	16298	
	15752	4344	80249	16647	
CYANIDE OF POTASSIUM	LB				8398
100 U KINGDOM	8960	2940	37936	11155	
400 U STATES	14000	5460	16796	6631	
	22960	8400	54732	17786	
ETHYLENE GLYCOL FOR ANTIFREEZE	LB				8399
ETHYLENE GLYCOL N O P	LB				8400
400 U STATES	400	70	7395	2061	
	400	70	7395	2061	
FORMALDEHYDE	LB				8401
400 U STATES	657755	25531	2280467	90067	
	657755	25531	2280467	90067	
GLYCERINE CRUDE	LB				8402
400 U STATES	317520	55836	1313690	220806	
	317520	55836	1313690	220806	
GLYCERINE FOR EXPLOSIVES	LB				8403
100 U KINGDOM			56000	11379	
400 U STATES	167740	42086	332450	83345	
	167740	42086	388450	94724	

IMPORTS INTO CANADA FOR CONSUMPTION

Articles and Countries from which Imported	MONTH OF APRIL 1957		FOUR MONTHS ENDED APRIL 1957		Class Number	
	Quantities	Values (\$)	Quantities	Values (\$)		
GLYCERINE N O P	400 U STATES	LB 42750	12123	87778	24881	8404
		42750	12123	87778	24881	
INK PRINTING	100 U KINGDOM	LB 96883	43470	183484	83028	8405
	305 AUSTRIA	1723	836	2336	1067	
	318 DENMARK	1305	889	4057	2728	
	335 GERMANY W	5608	3121	18586	11713	
	400 U STATES	111087	77086	533660	280635	
		216606	125402	742123	379171	
INK ROTOGRAVURE	400 U STATES	LB 46999	23296	329391	81406	8406
		46999	23296	329391	81406	
INK WRITING	100 U KINGDOM		516		846	8407
	335 GERMANY W		599		599	
	400 U STATES		11590		36475	
			12705		37920	
NAPHTHALENE FLAKES AND BALLS	335 GERMANY W	LB 49657	3599	49657	3599	8408
	354 NETHRLNDS	110121	8340	110121	8340	
	400 U STATES	440	75	10440	1128	
		160218	12014	170218	13067	
NITROUS ETHER	100 U KINGDOM	GAL 5	59	17	116	8409
	400 U STATES			10	173	
				27	289	
CHEMICALS FOR SYNTHETIC RESINS	400 U STATES	LB 74225	20215	366808	89817	8410
		74225	20215	366808	89817	
SULPHURIC ETHER	100 U KINGDOM	LB 287	251	1047	539	8411
	400 U STATES	60352	8224	223017	31900	
		60639	8475	224064	32439	
THEOBROMINE DIMETHYL SULPHATE		LB				8412
POLISH KNIFE OR OTHER N O P	100 U KINGDOM		3220		9889	8413
	234 AUSTRALIA		69		69	
	318 DENMARK				143	
	335 GERMANY W		401		4732	
	359 NORWAY				54	
	375 SWEDEN				545	
	400 U STATES		48469		187220	
			52159		202652	
VANILLIN	100 U KINGDOM	LB 750	3072	2700	11090	8414
	335 GERMANY W	336	1783	336	1783	
	400 U STATES			150	400	
		1086	4855	3186	13273	
ALL OTHER DRUGS CHEMICALS NOP	100 U KINGDOM		525965		1341074	8415
	207 UN SO AFR		315		315	
	231 HONG KONG		4817		16918	
	234 AUSTRALIA		343		343	
	236 NEW ZEAL		2684		7428	
	305 AUSTRIA		190		190	
	306 BELGIUM		260		4731	
	314 COLOMBIA		1070		1070	
	317 CZECHOS		2091		3126	
	318 DENMARK		5763		19943	
	327 FRANCE		81796		210996	
	335 GERMANY W		60946		206191	
	344 ITALY		5352		11027	
	347 JAPAN		284		9369	
	352 MEXICO		140		1683	
	354 NETHRLNDS		25944		49549	
	359 NORWAY		1072		1072	
	375 SWEDEN		3521		7565	
	376 SWITZRLND		50543		217451	
	387 VENEZUELA				882	
	400 U STATES		4818963		20007734	
			5592059		22118657	
PHTHALIC ANHYDRIDE	306 BELGIUM	LB 90480	13356	145600	21370	8416
	327 FRANCE	88150	12766	88150	12766	
	335 GERMANY W			29121	4778	
	344 ITALY	111994	17471	395456	62040	
	365 POLAND			110200	14900	
	400 U STATES			28240	6295	
		290624	43593	796767	122149	
MATERIALS NOP FOR PLASTICS	100 U KINGDOM		780		1618	8422
	207 UN SO AFR		4288		4288	
	335 GERMANY W		49632		85383	
	354 NETHRLNDS				4724	
	400 U STATES		790025		2984284	
			844725		3080297	
CASINGS SYNTHETIC FOR MEATS	335 GERMANY W	LB 1624	1711	3133	4876	8423
	400 U STATES	23708	31242	82159	111813	
		25332	32953	85292	116689	
TUNGSTEN CARBIDE IN TUBES	400 U STATES		6938		28790	8425
			6938		28790	

IMPORTS INTO CANADA FOR CONSUMPTION

147

Articles and Countries from which Imported	MONTH OF APRIL 1957		FOUR MONTHS ENDED APRIL 1957		Class Number
	Quantities	Values (\$)	Quantities	Values (\$)	
BUTADIENE 400 U STATES		614819		2213454	8428
ETHYL BENZENE GAL		614819		2213454	8429
GASOLINE ANTI OXIDANTS 400 U STATES	LB 37404	32523	196682	145452	8430
SYNTHETIC RESIN GLUE 100 U KINGDOM 335 GERMANY W 400 U STATES	LB 772	258	428 4031	190 2055	8431
	216875	70422	796112	245084	
	217647	70680	800571	247329	
RIBOFLAVIN 376 SWITZRLND 400 U STATES		34170		11507 77802	8432
YEAST DEAD OR INACTIVE 400 U STATES	LB 77454	15991	190397	47005	8433
	77454	15991	190397	47005	
CATALYSTS PETROLEUM REFINING 100 U KINGDOM 400 U STATES		1161998		51761 2740201	8434
		1161998		2791962	
FATTY ALCOHOLS 335 GERMANY W 400 U STATES		67090		71267	8435
		69720		267167	
		136810		338434	
MATERIALS NOP FOR CHROM OXIDE					8436
FLUORESCENT COATING OR POWDER 400 U STATES	LB 11721	35548	38580	137327	8437
	11721	35548	38580	137327	
CELLULOSE ESTERS NO. ADMIXTURE 400 U STATES		171343		690256	8500
		171343		690256	
CELLULOSE COMPSD MOULDING ETC 400 U STATES		89139		386921	8530
		89139		386921	
CELLULOSE PLASTICS FOAMD EXPND 318 DENMARK 335 GERMANY W 400 U STATES		144		288	8550
		12894		10104	
		13038		14770	
				25162	
CELLULOSE COMPOUNDS N O P 400 U STATES		6183		18831	8570
		6183		18831	
CELLULOSE PLASTIC PRIM SHAPES 100 U KINGDOM 335 GERMANY W 344 ITALY 376 SWITZRLND 400 U STATES		1731		9270	8600
		533		2275	
		1377		4844	
		133291		1310	
		136932		573734	
				591433	
CELLUL PLAST SHAPES REINFORCED 100 U KINGDOM 335 GERMANY W 400 U STATES		56		2593	8630
		4047		4047	
		35692		128997	
		39795		135637	
LAMINATD MOULDED CELL PLASTICS 100 U KINGDOM 400 U STATES		12414		6740	8650
		12414		82296	
				89036	
CELL NITRATE ENGRAVING SHEETS 100 U KINGDOM 335 GERMANY W 400 U STATES		401		737	8670
		1579		5925	
		11299		36107	
		13279		42769	
MFRS OF CELLULOSE PLASTICS NOP 100 U KINGDOM 231 HONG KONG 305 AUSTRIA 306 BELGIUM 322 EGYPT 327 FRANCE 335 GERMANY W 344 ITALY 347 JAPAN 354 NETHRLNDS 359 NORWAY 375 SWEDEN 376 SWITZRLND 400 U STATES		7617		58080	8700
		182		495	
		262		262	
		108		225	
				176	
		682		776	
		739		3895	
				331	
				3127	
				230	
		101		101	
		757		2136	
				135	
		148691		554020	
		159139		623989	
MFRS OF REGEN CELLULOSE NOP 100 U KINGDOM 231 HONG KONG 305 AUSTRIA 327 FRANCE 335 GERMANY W 344 ITALY 347 JAPAN 359 NORWAY 375 SWEDEN 376 SWITZRLND 400 U STATES		62127		179467	8720
		893		1201	
				595	
		1023		1023	
				1273	
				97	
		950		1447	
				280	
		1951		1951	
		1571		2987	
		118896		421234	
		187411		611555	

IMPORTS INTO CANADA FOR CONSUMPTION

Articles and Countries from which Imported	MONTH OF APRIL 1957		FOUR MONTHS ENDED APRIL 1957		Class Number	
	Quantities	Values (\$)	Quantities	Values (\$)		
SYNTHETIC RESINS NO ADMIXTURE					8750	
100 U KINGDOM		17259		42650		
327 FRANCE		7733		14061		
335 GERMANY W		2096		16158		
359 NORWAY		1046		2142		
376 SWITZRLND		1385		1691		
400 U STATES		1463632		7004489		
		1493151		7081191		
SYNTHETIC RESINS IN SOLUTIONS					8770	
335 GERMANY W		6283		11671		
400 U STATES		394431		1608650		
		4#0714		1620321		
SYNTH RESIN COMPODS MOULDNG ETC					8800	
100 U KINGDOM		35327		96482		
335 GERMANY W				502		
344 ITALY		2277		3735		
400 U STATES		412690		1313961		
		450294		1414680		
SYNTH RESINS FOAMED EXPANDED					8830	
100 U KINGDDM				64		
335 GERMANY W		30504		81555		
354 NETHRLNDS		479		479		
400 U STATES		59223		212770		
		90906		294868		
SYNTH RESIN COMPOSITIONS NOP					8850	
335 GERMANY W		71		2009		
344 ITALY				256		
400 U STATES		185819		744233		
		185890		746498		
SYNT OR PROT PLAST PRIM SHAPES					8870	
100 U KINGDOM		65235		274103		
335 GERMANY W		34200		99857		
344 ITALY				3734		
347 JAPAN				881		
354 NETHRLNDS				289		
400 U STATES		728459		3074350		
		827894		3453214		
SYNTH RESIN SHAPES REINFORCED					8900	
100 U KINGDOM		20340		30572		
306 BELGIUM		3502		3502		
335 GERMANY W		540		540		
400 U STATES		179962		639353		
		204344		673967		
LAMIN PLASTICS SYN RES BONDED					8930	
100 U KINGDOM		6283		16363		
400 U STATES		53835		238911		
		60118		255274		
MFRS OF SYNT RES OR PROT PLAST					8950	
100 U KINGDOM		52043		154721		
224 JAMAICA				108		
231 HONG KONG		635		1231		
305 AUSTRIA		1069		1858		
306 BELGIUM				67		
317 CZECHOS		1978		1978		
318 DENMARK		1581		4606		
327 FRANCE		4323		10214		
335 GERMANY W		36098		52243		
344 ITALY		1937		8007		
347 JAPAN		8742		20777		
354 NETHRLNDS		240		1747		
359 NORWAY		105		2115		
375 SWEDEN		677		1365		
376 SWITZRLND		235		1123		
384 P RICO				18132		
400 U STATES		1483329		5311261		
		1592992		5591553		

IMPORTS INTO CANADA FOR CONSUMPTION

Articles and Countries from which Imported	MONTH OF APRIL 1957		FOUR MONTHS ENDED APRIL 1957		Class Number
	Quantities	Values (\$)	Quantities	Values (\$)	
<u>GROUP 9</u>					
<u>MISCELLANEOUS COMMODITIES</u>					
FILM FOR REPRODUCTION	FEET				9000
100 U KINGDOM	44824	2854	120980	5982	
400 U STATES	377520	22200	1344523	78223	
	422344	25054	1465503	84205	
BAGATELLE OR OTHER GAME BOARDS					9001
100 U KINGDOM		3823		9130	
327 FRANCE				459	
335 GERMANY W				55	
344 ITALY		144		144	
347 JAPAN		113		113	
354 NETHRLNDS		147		147	
400 U STATES		72421		267565	
		76648		277613	
BALLS CUES CUE RACKS CUE TIPS					9002
100 U KINGDOM		7102		12682	
327 FRANCE		1139		2381	
335 GERMANY W		943		1278	
400 U STATES		156		2043	
		9340		18384	
BILLIARO TABLES	NO				9003
100 U KINGDOM			1	182	
400 U STATES	3	146	29	1389	
	3	146	30	1571	
BALLS TENNIS	DOZ				9004
100 U KINGDOM	9150	21668	15136	35236	
	9150	21668	15136	35236	
BALLS ALL KINDS NOP FOR SPORTS					9005
100 U KINGDOM		6696		16430	
215 INDIA		515		1422	
216 PAKISTAN		228		459	
234 AUSTRALIA		574		1268	
236 NEW ZEAL		96		96	
306 BELGIUM		1964		3200	
327 FRANCE		192		993	
335 GERMANY W		418		604	
340 HUNGARY		194		194	
344 ITALY		371		371	
347 JAPAN		2137		2776	
354 NETHRLNDS		3648		4444	
400 U STATES		25822		78363	
		42855		110620	
FILMS X RAY					9006
100 U KINGDOM		139931		301475	
306 BELGIUM		43859		157492	
400 U STATES		52918		675939	
		236708		1134906	
GUN COVERS GAME BAGS					9007
347 JAPAN				316	
400 U STATES		622		3353	
		622		3669	
CRICKET BATS BALLS GLOVES					9008
100 U KINGDOM		5038		10298	
215 INDIA				164	
234 AUSTRALIA		95		351	
		5133		10813	
DOLLS					9009
100 U KINGDOM		6144		11242	
224 JAMAICA				237	
231 HONG KONG		1261		5258	
327 FRANCE				331	
335 GERMANY W		1781		2348	
344 ITALY		2225		10755	
347 JAPAN		5388		20702	
365 POLAND				1579	
400 U STATES		17838		45734	
		34637		98186	
FILMS PHOTOGRAPHERS					9010
100 U KINGDOM		15863		108278	
306 BELGIUM		17736		82260	
335 GERMANY W		238		7374	
347 JAPAN		288		899	
400 U STATES		284432		1422860	
		318557		1621671	
FILMS CINEMATOGRAPH PDSITIVES	FEET				9011
100 U KINGDOM	451765	36315	1942195	1471151	
207 UN SO AFR			1100	88	
231 HONG KONG			700	56	
234 AUSTRALIA	16517	1321	19457	2098	
305 AUSTRIA			4000	320	
306 BELGIUM	4068	325	4068	325	
317 CZECHO S			3907	322	
322 EGYPT			4700	312	
327 FRANCE	701769	40534	2436838	137413	
335 GERMANY W	4350	302	47674	3503	
340 HUNGARY			4080	326	
344 ITALY	23515	1323	152986	11677	
347 JAPAN			2943	121	
354 NETHRLNDS	1300	156	2924	363	
375 SWEDEN	1220	1634	1220	1634	

IMPORTS INTO CANADA FOR CONSUMPTION

Articles and Countries from which Imported	MONTH OF APRIL 1957		FOUR MONTHS ENDED APRIL 1957		Class Number
	Quantities	Values (\$)	Quantities	Values (\$)	
376 SWITZRLND	2600	384	28990	986	
380 USSR	12117	916	106213	7302	
381 ALASKA	1000	96	1000	96	
400 U STATES	4092451	423380	20004561	1626018	
	5312672	506686	24769556	1940111	
FILMS FOR AERIAL PHOTOGRAPHY					9012
400 U STATES		3371		4692	
FISHING RODS					9013
100 U KINGDOM		2948		12456	
327 FRANCE		185		185	
347 JAPAN		20123		81805	
375 SWEDEN		110		768	
400 U STATES		41136		233454	
		64502		328668	
GOLF CLUBS AND FINISHED PARTS					9014
100 U KINGDDM		1889		8964	
234 AUSTRALIA		82		82	
400 U STATES		58415		131212	
		60386		140258	
MECHANICAL TOYS OF METAL					9016
100 U KINGDOM		8416		17332	
231 HONG KONG		339		2726	
305 AUSTRIA				308	
335 GERMANY W		15220		22143	
344 ITALY		173		173	
347 JAPAN		87059		235466	
400 U STATES		40493		78648	
		151700		356796	
METAL JUVENILE CONSTR SETS					9017
100 U KINGDOM		479		2184	
347 JAPAN		342		342	
400 U STATES		1651		1742	
		2472		4268	
TDYS OF ALL KINDS N O P					9018
100 U KINGDOM		153533		316976	
231 HONG KONG		14978		38101	
234 AUSTRALIA		881		1388	
305 AUSTRIA		66		166	
306 BELGIUM		2378		5329	
317 CZECHO S		1656		3282	
318 DENMARK		3304		26485	
327 FRANCE		1083		1083	
335 GERMANY W		30036		61842	
340 HUNGARY		1155		2324	
344 ITALY		2533		4091	
347 JAPAN		118975		400387	
352 MEXICO				87	
354 NETHRLNDS		381		3612	
372 SPAIN				102	
375 SWEDEN				3639	
376 SWITZRLND				79	
390 GERMANY E		694		4590	
400 U STATES		269699		840916	
		601352		1714479	
SPORTSMENS FISHING TACKLE NOP					9019
100 U KINGDOM		33993		141253	
231 HONG KONG		1648		8546	
234 AUSTRALIA		2306		3237	
317 CZECHO S		377		810	
318 DENMARK		982		982	
327 FRANCE		45824		130468	
335 GERMANY W		20354		45232	
344 ITALY		910		6498	
347 JAPAN		60352		163743	
359 NORWAY		5749		43868	
372 SPAIN		825		2884	
375 SWEDEN		6958		33836	
376 SWITZRLND		1604		7665	
400 U STATES		346024		1576181	
		527906		2165203	
FILMS CINEMATOGRAPH NEGATIVE					9020
306 BELGIUM				1553	
400 U STATES		10601		44823	
		10601		46376	
BRUSHES ARTISTS					9021
100 U KINGDOM		10513		17071	
327 FRANCE		210		2812	
335 GERMANY W		4738		7564	
347 JAPAN		1168		2638	
400 U STATES		2680		11097	
		19309		41182	
BRUSHES PAINT AND VARNISH					9022
100 U KINGDOM		26813		108865	
335 GERMANY W		100		1618	
340 HUNGARY				343	
347 JAPAN		324		324	
400 U STATES		5941		11937	
		33178		123087	
BRUSHES TOOTH					9023
100 U KINGDOM	DOZ	1032	1521	14698	13368
231 HONG KONG		1536	416	16836	3450
327 FRANCE		272	119	272	119
335 GERMANY W		100	108	135	158
400 U STATES		6299	4844	18306	17553
		9239	7008	50247	34648

IMPORTS INTO CANADA FOR CONSUMPTION

Articles and Countries from which Imported	MONTH OF APRIL 1957		FOUR MONTHS ENDED APRIL 1957		Class Number
	Quantities	Values (\$)	Quantities	Values (\$)	
BRUSHES TOILET N O P					9 0 2 4
100 U KINGDOM		7 6 6 8		3 2 3 7 9	
231 HONG KONG		4 4 4		1 1 0 5	
305 AUSTRIA		5 7 6		5 7 6	
306 BELGIUM		2 5 4		4 0 8	
317 CZECHOS				2 2 2	
327 FRANCE		4 3 3 0		1 7 4 4 7	
335 GERMANY W		4 1 2 7		1 3 0 0 6	
347 JAPAN		1 4 6		8 5 1	
354 NETHRLNDS		9 1 1		1 0 9 5	
360 ISRAEL		7 4 6		7 4 6	
387 VENEZUELA				6 9 3	
400 U STATES		1 0 6 4 5		5 3 1 0 5	
		2 9 8 4 7		1 2 1 6 3 3	
BRUSHES ALL OTHER N O P					9 0 2 5
100 U KINGDOM		4 2 0 6 6		8 6 1 7 4	
231 HONG KONG		1 1 7 4		3 3 3 6	
306 BELGIUM		1 5 3		2 8 3	
317 CZECHOS		2 3 6		7 2 1	
318 DENMARK				4 8 3	
327 FRANCE				1 3 0 0	
335 GERMANY W		4 2 8 1		1 0 7 8 2	
340 HUNGARY				5 0	
347 JAPAN		1 0 3 3		3 3 3 0	
354 NETHRLNDS		9 1 2		3 1 7 4	
376 SWITZRLNO				1 2 1	
400 U STATES		5 9 7 6 7		2 1 4 1 5 4	
		1 0 9 6 2 2		3 2 3 9 0 8	
PACKAGES CONTAINING GOODS					9 0 3 0
100 U KINGDOM		5 1 1 5 1 4		1 3 6 2 1 7 3	
203 S E AFR		2 4 7		4 1 1	
205 RHOD NYAS				1 3	
207 UN SO AFR		1 2 7 1		6 6 1 2	
208 BSA OTHER		9		1 5 2	
215 INDIA		1 1 6 9		5 6 0 1	
216 PAKISTAN		8 9		6 1 8	
217 CEYLON		1 3 6 1		7 5 4 7	
218 MALAYA		4 6		2 2 2	
220 BERMUDA		3 8 7		3 8 7	
221 B GUIANA		3 2 3 8		5 4 8 4	
223 BARBAOOS		1 7 8 4		6 3 2 8	
224 JAMAICA		1 2 8 3		4 7 7 2	
225 TRINIDAD		1 7 3 6		6 2 5 4	
228 LEEW WIND				2 4	
231 HONG KONG		1 7 6 7 1		6 5 7 8 4	
232 MALTA		1 5 1		1 0 5 9	
234 AUSTRALIA		2 1 1 7		1 2 4 2 2	
235 FIJI		2 0		2 0	
236 NEW ZEAL		2 2 5		3 1 3	
304 ARGENTINA		1 3 7 8 3		3 4 1 3 6	
305 AUSTRIA		7 5 3		3 9 8 7	
306 BELGIUM		1 3 2 8 9		3 7 6 6 6	
307 BEL CONGO				8 4	
309 BRAZIL		6 2 4		1 1 5 5 2	
313 CHINA		7 0 5		7 4 4 8	
314 COLOMBIA		2 4		2 6 7	
315 C RICA				3 7 0	
316 CUBA		5 6 9		1 2 5 5	
317 CZECHOS		2 3 6 1 7		6 0 9 6 8	
318 DENMARK		5 3 1 7		1 3 6 6 4	
321 ECUADOR		2 5		1 2 2	
326 FINLAND		2 1		8 1 4	
327 FRANCE		2 8 2 7 4		8 2 2 0 9	
328 FR AFRICA		5 9 5		2 0 7 7	
335 GERMANY W		7 1 7 0 2		2 0 8 6 3 7	
336 GREECE		6 9		1 1 5 0	
337 GUATEMALA				2 9 7	
338 HAITI		1 9		4 9	
340 HUNGARY		2 8 1		3 3 3	
344 ITALY		2 2 7 8 1		5 1 1 3 7	
347 JAPAN		1 0 1 2 6 4		4 3 0 6 2 7	
352 MEXICO		1 0 7 8		4 9 3 4	
354 NETHRLNDS		6 6 6 1 8		1 3 6 3 0 8	
355 INDONESIA		2 7		6 0 3	
359 NORWAY		3 9 2		1 2 0 5	
360 ISRAEL		5 9 3		2 3 9 6	
364 PHIL				8 4	
365 POLAND		1 3 5 7		4 6 6 4	
366 PORTUGAL		1 2 7 3		4 8 0 1	
367 AZORES		8 0		1 8 3	
372 SPAIN		5 9 7 7		1 9 9 0 6	
375 SWEDEN		8 4 2 2		3 5 3 4 9	
376 SWITZRLND		1 6 8 8 3		4 6 5 5 8	
381 ALASKA				6 0	
384 P RICO		9 3 5		4 6 0 4	
386 URUGUAY				4 9 8 9	
388 YUGO SLAV		2 3 7		1 4 1 1	
389 IRELAND		6 3		4 6 7	
390 GERMANY E		1 0 4 1		3 1 9 4	
400 U STATES		2 6 5 1 5 9		9 9 0 3 0 9	
		1 1 9 8 1 6 5		3 6 9 7 0 7 0	
ORTHOPEDIC BRACES AND PARTS					9 0 5 0
100 U KINGDOM		1 7 9		8 5 7	
335 GERMANY W				1 3 3 5	
400 U STATES		1 0 4 2 5		3 5 8 7 0	
		1 0 6 0 4		3 8 0 6 2	

IMPORTS INTO CANADA FOR CONSUMPTION

Articles and Countries from which Imported	MONTH OF APRIL 1957		FOUR MONTHS ENDED APRIL 1957		Class Number
	Quantities	Values (\$)	Quantities	Values (\$)	
EFFECTS LEFT BY BEQUEST					9051
100 U KINGDOM		14253		34760	
207 UN SO AFR				1448	
224 JAMAICA				50	
232 MALTA		80		330	
234 AUSTRALIA				230	
305 AUSTRIA				200	
318 DENMARK				462	
326 FINLAND		50		472	
327 FRANCE		1880		1880	
335 GERMANY W		600		5305	
336 GREECE				1200	
354 NETHRLNOS				725	
359 NORWAY				155	
375 SWEDEN				500	
389 IRELAND		156		1156	
400 U STATES		18246		71207	
		35687		120080	
APPLIANCES BOOTS FOR CRIPPLES					9052
100 U KINGDOM		185		185	
400 U STATES		508		1612	
		693		1797	
ARTIFICIAL LIMBS AND PARTS					9053
100 U KINGDOM		1404		3322	
335 GERMANY W				627	
400 U STATES		9580		35542	
		10984		39491	
BEAD ORNAMENTS					9055
100 U KINGDOM		193		692	
327 FRANCE				305	
335 GERMANY W		97		97	
347 JAPAN		278		552	
400 U STATES		707		2843	
		1275		4489	
BELTS N O P					9056
100 U KINGDOM		550		2469	
215 INDIA				230	
231 HONG KONG		937		8047	
305 AUSTRIA		131		254	
306 BELGIUM				574	
327 FRANCE		813		6157	
335 GERMANY W				62	
344 ITALY		1080		1080	
347 JAPAN		181		385	
352 MEXICO		51		279	
376 SWITZRLND				87	
400 U STATES		14528		63521	
		18271		83145	
BLINDS NOT TEXTILE OR PAPER					9057
347 JAPAN		6857		41668	
400 U STATES		659		1745	
		7516		43413	
BOOT SHOE SHIRT STAY LACES					9058
100 U KINGDOM				431	
347 JAPAN				5887	
400 U STATES		2162		5668	
		2162		11986	
BOOTS SHOES AND SLIPPERS FELT	PAIR				9059
400 U STATES	152	109	370	384	
	152	109	370	384	
BOOTS SHOES AND SLIPPERS N O P	PAIR				9060
100 U KINGDOM	207	436	2952	5062	
231 HONG KONG	2718	1179	49844	20321	
313 CHINA	50	80	50	80	
335 GERMANY W	553	594	1432	1626	
338 HAITI	89	312	1169	2396	
344 ITALY	17974	34274	43543	77671	
347 JAPAN	24260	6606	67875	21348	
352 MEXICO	58	67	141	401	
354 NETHRLNDS	7830	6506	13829	11399	
363 PERU			54	103	
383 HAWAII	49	94	49	94	
390 GERMANY E			24575	13516	
400 U STATES	19268	27219	112997	162342	
	73056	77367	318510	316359	
BROOMS AND WHISKS					9061
100 U KINGDOM				58	
340 HUNGARY		1830		1830	
344 ITALY		588		991	
352 MEXICO				1099	
365 POLAND		2192		9350	
400 U STATES		2375		14234	
		6985		27562	
BUTTONS SHOE PAPIER MACHE					9062
BUTTONS SHOE N O P					9063
344 ITALY				125	
400 U STATES		1817		15768	
		1817		15893	
BUTTONS VEGETABLE IVORY	GROSS				9064
BUTTONS COLLAR AND CUFF	GROSS				9065
100 U KINGDOM	81	1816	300	6565	
305 AUSTRIA	4	311	64	3097	
317 CZECHOS			20	321	
335 GERMANY W	12	386	107	5168	

IMPORTS INTO CANADA FOR CONSUMPTION

153

Articles and Countries from which Imported	MONTH OF APRIL 1957		FOUR MONTHS ENDED APRIL 1957		Class Number
	Quantities	Values (\$)	Quantities	Values (\$)	
347 JAPAN	84	758	151	1292	
352 MEXICO	1	111	2	219	
371 THAILAND			1	126	
388 YUGO SLAV			7	261	
400 U STATES	549	10230	3246	87545	
	731	13612	3898	104594	
BUTTONS N O P					9066
	GROSS				
100 U KINGDOM	1295	3545	3609	11371	
305 AUSTRIA	13	55	195	234	
317 CZECHO S	2530	869	9167	2927	
318 DENMARK	6	115	224	2213	
327 FRANCE			48	884	
335 GERMANY W	1612	4499	9682	25881	
344 ITALY	14018	7349	28085	16933	
347 JAPAN	26162	10187	139342	69096	
354 NETHRLNDS	176	479	2936	8858	
400 U STATES	79722	78789	324410	302166	
	125534	105887	517698	440563	
CASES BOXES DESKS FANCY					9067
100 U KINGDOM		27791		66781	
215 INDIA				58	
231 HONG KONG				550	
305 AUSTRIA		916		1202	
306 BELGIUM				2183	
313 CHINA				496	
317 CZECHO S		237		525	
318 DENMARK				195	
322 EGYPT				226	
327 FRANCE		6363		8046	
335 GERMANY W		7052		22857	
336 GREECE				205	
344 ITALY		1361		5171	
347 JAPAN		5158		20496	
352 MEXICO				198	
354 NETHRLNDS		288		1049	
360 ISRAEL				174	
372 SPAIN		72		714	
375 SWEDEN		3821		3821	
376 SWITZRLND		135		1265	
384 P RICO				834	
400 U STATES		122070		405755	
		175264		542801	
CHARITABLE DONATIONS					9068
100 U KINGDOM				250	
400 U STATES		953		6226	
		953		6476	
COMBS TOILET DRESSING FANCY					9069
100 U KINGDOM		3276		7100	
305 AUSTRIA		382		1834	
327 FRANCE		395		558	
335 GERMANY W		1323		3010	
344 ITALY		618		618	
400 U STATES		8289		32147	
		14283		45267	
APPLIANCES FOR THE DEAF PARTS					9070
100 U KINGDOM				915	
318 DENMARK		206		1089	
335 GERMANY W				276	
354 NETHRLNDS				249	
400 U STATES		207601		762265	
		207807		764794	
FANS					9071
231 HONG KONG		448		962	
313 CHINA				127	
347 JAPAN		1567		2058	
400 U STATES				346	
		2015		3493	
INSOLES OF ALL KINDS					9072
100 U KINGDOM		2179		12031	
335 GERMANY W		75		813	
347 JAPAN				991	
400 U STATES		4706		12325	
		6960		26160	
JEWELLERY N O P					9073
100 U KINGDOM		23480		55674	
215 INDIA		188		1331	
224 JAMAICA				188	
231 HONG KONG		497		2382	
234 AUSTRALIA		214		214	
305 AUSTRIA		13302		63010	
306 BELGIUM		114		1053	
317 CZECHO S		4884		20023	
318 DENMARK		2128		3204	
322 EGYPT				420	
327 FRANCE		2898		10740	
335 GERMANY W		92097		386532	
336 GREECE		256		256	
342 IRAN				741	
344 ITALY		6758		18671	
347 JAPAN		21184		119395	
352 MEXICO		618		3373	
354 NETHRLNDS				2786	
359 NORWAY		242		470	
360 ISRAEL		713		713	
371 THAILAND		1581		2253	
372 SPAIN		3579		4759	

IMPORTS INTO CANADA FOR CONSUMPTION

Articles and Countries from which Imported	MONTH OF APRIL 1957		FOUR MONTHS ENDED APRIL 1957		Class Number
	Quantities	Values (\$)	Quantities	Values (\$)	
376 SWITZRLND		1956		4171	
378 JORDAN				1370	
383 HAWAII				326	
388 YUGO SLAV				220	
400 U STATES		222190		947935	
MATS DOOR OR CARRIAGE N O P		398879		1652210	9074
400 U STATES				211	
MATTRESSES				211	9075
100 U KINGDOM		65722		133235	
335 GERMANY W		3761		6328	
354 NETHRLNDS				211	
376 SWITZRLND		279		279	
400 U STATES		5329		28312	
PICTURE AND PHOTOGRAPH FRAMES		75091		168365	9076
100 U KINGDOM		3107		5691	
231 HONG KONG				61	
305 AUSTRIA		98		385	
318 DENMARK				1518	
327 FRANCE				60	
335 GERMANY W		579		2488	
344 ITALY		890		4801	
347 JAPAN		4532		17221	
352 MEXICO		518		1107	
354 NETHRLNDS		660		1932	
372 SPAIN				1019	
400 U STATES		36285		111120	
POCKET BOOKS PORTFOLIOS PURSES		46669		147403	9077
100 U KINGDOM		98916		220640	
215 INDIA		393		1020	
216 PAKISTAN				80	
224 JAMAICA		654		1409	
231 HONG KONG		3760		17400	
305 AUSTRIA		66		1592	
306 BELGIUM		4292		13095	
316 CUBA		967		1322	
317 CZECHO S				578	
327 FRANCE		6777		21496	
335 GERMANY W		27516		77855	
337 GUATEMALA		214		442	
344 ITALY		36628		85660	
347 JAPAN		46232		123212	
352 MEXICO		3093		8438	
354 NETHRLNDS		1772		2803	
359 NORWAY				520	
360 ISRAEL		308		308	
365 POLAND				2688	
372 SPAIN		565		1640	
375 SWEDEN				64	
376 SWITZRLND		1604		3258	
384 P RICO				1010	
388 YUGO SLAV				71	
390 GERMANY E		326		466	
400 U STATES		277597		997109	
REFRIGERATORS ELECTRIC N O P	NO	511680		1584176	9078
100 U KINGDOM	829	59424	1561	113895	
400 U STATES	11618	1918485	33475	6044439	
REFRIGERATORS N O P	NO	12447	35036	6158334	9079
100 U KINGDOM			1	52	
306 BELGIUM			1	312	
400 U STATES	123	15371	511	73576	
REGALIA AND BADGES	123	15371	513	73940	9080
100 U KINGDOM		9728		31418	
215 INDIA		332		1143	
216 PAKISTAN		64		1280	
231 HONG KONG				1911	
305 AUSTRIA		105		267	
327 FRANCE		313		702	
335 GERMANY W		1787		4655	
347 JAPAN		287		591	
372 SPAIN				1076	
400 U STATES		6851		30051	
SHADES LAMP N O P SHADE HOLDERS		19467		73094	9081
100 U KINGDOM		70		982	
327 FRANCE		57		57	
335 GERMANY W				1560	
344 ITALY		849		849	
359 NORWAY		84		84	
400 U STATES		12127		57904	
SPECTACLE FRAMES AND PARTS N O P		13187		61436	9082
100 U KINGDOM		2023		3648	
305 AUSTRIA		1431		2126	
327 FRANCE		6800		28303	
335 GERMANY W		4253		54827	
344 ITALY		1349		5798	
347 JAPAN		619		4912	
400 U STATES		303412		1101417	
		319887		1201031	

IMPORTS INTO CANADA FOR CONSUMPTION

155

Articles and Countries from which Imported	MONTH OF APRIL 1957		FOUR MONTHS ENDED APRIL 1957		Class Number
	Quantities	Values (\$)	Quantities	Values (\$)	
PARTS FOR SPECTACLE FRAMES					
400 U STATES		21135		154610	9083
		21135		154610	
TOBACCO PIPES SMOKERS SETS					
100 U KINGDOM		11111		36876	9084
231 HONG KONG				61	
305 AUSTRIA		931		1576	
317 CZECHO S		291		291	
327 FRANCE		12649		28692	
335 GERMANY W		195		2718	
344 ITALY		8669		26008	
347 JAPAN				1352	
354 NETHRLNDS				109	
400 U STATES		11248		35294	
		45094		132977	
TOBACCO POUCHES CIGARETTE CASE					
100 U KINGDOM		2644		7244	9085
306 BELGIUM		196		295	
317 CZECHO S		926		1452	
327 FRANCE		474		571	
335 GERMANY W				542	
344 ITALY				182	
347 JAPAN		256		810	
354 NETHRLNDS				120	
372 SPAIN				126	
376 SWITZRLND				150	
400 U STATES		942		2286	
		5438		13778	
TOILET AND MANICURE SETS					
100 U KINGDOM		1719		3589	9086
305 AUSTRIA		4892		4892	
335 GERMANY W		3783		12571	
344 ITALY		103		103	
400 U STATES		314		777	
		10811		21932	
TRUNKS AND VALISES					
100 U KINGDOM		48058		120235	9087
231 HONG KONG				738	
306 BELGIUM		60		60	
317 CZECHO S		10065		13305	
327 FRANCE		128		128	
335 GERMANY W		891		8124	
344 ITALY		297		297	
347 JAPAN		10708		12951	
354 NETHRLNDS		1392		3365	
367 AZORES		380		380	
375 SWEDEN		638		11456	
376 SWITZRLND		181		181	
400 U STATES		118434		414330	
		191232		585550	
UMBRELLAS PARASOLS SUNSHADES					
100 U KINGDOM		1040		3704	9088
231 HONG KONG		1042		1601	
306 BELGIUM		1295		1295	
327 FRANCE				115	
335 GERMANY W		1574		3278	
344 ITALY		104		1496	
347 JAPAN		1809		7504	
354 NETHRLNDS		925		1233	
376 SWITZRLND		105		342	
400 U STATES		11673		19530	
		19567		40098	
WINDOW SHADE OR BLIND ROLLERS					
375 SWEDEN		3446		10043	9090
400 U STATES		2307		10343	
		5753		20386	
REFRIGERATOR PARTS					
100 U KINGDOM		68897		334013	9091
400 U STATES		1631204		5247815	
		1700101		5581828	
HOME OR FARM FREEZERS ELECTRIC	NO				9092
100 U KINGDOM			1	90	
400 U STATES		4887	15601	2686835	
		4887	15602	2686925	
MINERAL MEDICINAL AERATD WATER					
100 U KINGDOM		134		134	9103
327 FRANCE		11381		11381	
344 ITALY		3046		3327	
400 U STATES		9285		14815	
		23846		29657	
ACCORDIONS CONCRTNAS MELODEONS	NO				9110
100 U KINGDOM	1	100	3	331	
305 AUSTRIA			2	258	
335 GERMANY W	711	10255	2791	56853	
344 ITALY	1158	41086	3308	149160	
347 JAPAN			24	50	
354 NETHRLNDS	1	90	1	90	
375 SWEDEN			15	905	
376 SWITZRLND	128	1840	387	5016	
390 GERMANY E	335	3474	381	4500	
400 U STATES	12	2871	123	13314	
	2346	59716	7035	230477	
BRASS BAND INSTRUMENTS					
100 U KINGDOM		16112		93023	9111
216 PAKISTAN				124	
306 BELGIUM				86	

IMPORTS INTO CANADA FOR CONSUMPTION

Articles and Countries from which Imported	MONTH OF APRIL 1957		FOUR MONTHS ENDED APRIL 1957		Class Number
	Quantities	Values (\$)	Quantities	Values (\$)	
317 CZECHO S		2264		6419	
327 FRANCE		14864		39279	
335 GERMANY W		5606		13453	
344 ITALY		5044		10630	
352 MEXICO				107	
354 NETHRLNDS		3723		7221	
390 GERMANY E		547		547	
400 U STATES		20752		82852	
		68912		253741	
HARPS	NO				9113
400 U STATES	1	265	4	1878	
	1	265	4	1878	
CABINET ORGANS	NO				9114
335 GERMANY W			5	756	
347 JAPAN			8	561	
400 U STATES	7	864	27	3798	
	7	864	40	5115	
PIPE ORGANS	NO				9115
354 NETHRLNDS	1	2464	1	2464	
400 U STATES			3	8157	
	1	2464	4	10621	
ORGAN PARTS N O P					9116
100 U KINGDOM		270		9646	
335 GERMANY W		3310		3891	
390 GERMANY E		394		394	
400 U STATES		13402		48563	
		17376		62494	
PIANOS	NO				9117
100 U KINGDOM	15	4819	67	22059	
236 NEW ZEAL			1	600	
335 GERMANY W			1	737	
347 JAPAN			6	923	
400 U STATES	130	49950	404	143446	
	145	54769	479	167765	
PIANO PARTS N O P					9118
100 U KINGDOM		5593		20520	
335 GERMANY W				237	
400 U STATES		13926		63844	
		19519		84601	
PIANO AND ORGAN PARTS FOR MFR					9119
PHONOGRAPHS GRAMOPHONES NOP					9120
100 U KINGDOM		6134		18721	
231 HONG KONG				110	
317 CZECHO S		1500		2302	
335 GERMANY W		1717		9304	
347 JAPAN		6555		15705	
354 NETHRLNDS		6604		14703	
376 SWITZRLND		1642		3855	
400 U STATES		132495		476958	
		156647		541658	
PHONOGRAPH RECORDS	NO				9121
100 U KINGDOM	27380	19262	76155	59112	
231 HONG KONG	1000	408	2374	752	
234 AUSTRALIA	137	380	419	1138	
317 CZECHO S			779	374	
326 FINLAND			517	446	
327 FRANCE	14395	19619	40778	47000	
335 GERMANY W	10318	6406	31396	21123	
340 HUNGARY			3632	1299	
344 ITALY	6015	3396	6947	3986	
347 JAPAN	2236	1090	3672	1703	
354 NETHRLNDS	318	466	855	1088	
365 POLAND			273	156	
375 SWEDEN			147	55	
376 SWITZRLND			2376	1627	
380 USSR			534	686	
388 YUGO SLAV			60	81	
400 U STATES	187756	114895	774993	417862	
	249555	165922	945907	558488	
OTHER MUSICAL INSTRUMENTS					9122
100 U KINGDOM		2661		7924	
231 HONG KONG				55	
306 BELGIUM		426		426	
316 CUBA				104	
317 CZECHO S				3779	
327 FRANCE		810		2337	
335 GERMANY W		14179		58699	
344 ITALY				5146	
347 JAPAN		3499		11272	
352 MEXICO		1199		2156	
354 NETHRLNDS		269		686	
376 SWITZRLND		4581		12498	
390 GERMANY E		714		2360	
400 U STATES		167105		666689	
		195443		774131	
MUSICAL INSTRUMENT STRINGS					9123
100 U KINGDOM				539	
305 AUSTRIA				703	
335 GERMANY W		348		2503	
400 U STATES		5798		28954	
		6146		32699	
PHONOGRAPHS COIN OPERATED	NO				9124
400 U STATES	192	117450	621	372991	
	192	117450	621	372991	

IMPORTS INTO CANADA FOR CONSUMPTION

Articles and Countries from which Imported	MONTH OF APRIL 1957		FOUR MONTHS ENDED APRIL 1957		Class Number	
	Quantities	Values (\$)	Quantities	Values (\$)		
PHOTOFLASH LAMPS						
354 NETHRLNOS	NO	23000	777	104000	3602	9127
400 U STATES		31920	3130	69060	5937	
		54920	3907	173060	9539	
PHOTOGRAPHIC ACCESSORIES PARTS						
100 U KINGDOM			536		8566	9128
305 AUSTRIA					3034	
317 CZECHOS					1346	
327 FRANCE			66		1034	
335 GERMANY W			52646		209553	
344 ITALY			561		3382	
347 JAPAN			23987		81476	
354 NETHRLNDS					1331	
375 SWEDEN					2813	
376 SWITZRLND			6348		20157	
400 U STATES			411578		154193	
			495722		1873885	
THERMOMETERS						
100 U KINGDOM			5896		17345	9129
318 DENMARK			735		735	
327 FRANCE					1512	
335 GERMANY W			3762		7503	
347 JAPAN			502		5085	
375 SWEDEN					265	
376 SWITZRLND					689	
390 GERMANY E			2800		13507	
400 U STATES			82352		327866	
			96047		374507	
APPARATUS X RAY						
100 U KINGDOM			5231		10075	9130
318 DENMARK			449		10622	
335 GERMANY W			19103		34873	
344 ITALY			200		400	
354 NETHRLNOS			35676		94589	
375 SWEDEN			2222		13547	
400 U STATES			394800		1313708	
			457681		1477814	
ARTIFICIAL LARYNX						9131
BOTANICAL SPECIMENS						
100 U KINGDOM					1541	9132
215 INDIA					957	
335 GERMANY W			88		88	
347 JAPAN			195		355	
400 U STATES			1859		9796	
			2142		12737	
OLD COINS STAMPS TROPHIES						
100 U KINGDOM			986		2908	9133
207 UN SO AFR					112	
215 INDIA					212	
232 MALTA					121	
318 DENMARK					232	
327 FRANCE			152		589	
354 NETHRLNDS			518		585	
358 NICARAGUA					171	
386 URUGUAY					190	
389 IRELAND					358	
400 U STATES			24120		73006	
			25776		78484	
CAMERAS AND CAMERA PARTS N O P						
100 U KINGDOM			4757		18862	9134
223 BARBAOOS					194	
225 TRINIDAD					52	
231 HONG KONG			130		572	
305 AUSTRIA			5992		24104	
317 CZECHOS			4277		7697	
318 DENMARK					270	
327 FRANCE			2970		8632	
335 GERMANY W			165469		509417	
344 ITALY			1429		1429	
347 JAPAN			71664		189044	
352 MEXICO			247		247	
354 NETHRLNDS			1170		3823	
375 SWEDEN			3902		7666	
376 SWITZRLND			71951		165689	
390 GERMANY E			4815		22445	
400 U STATES			296647		876558	
			635420		1836701	
CAMERA PARTS UNFINISHED						
335 GERMANY W			63		63	9135
400 U STATES			11770		62082	
			11833		62145	
CAMERA LENSES AND SHUTTERS						
327 FRANCE			1886		7229	9136
335 GERMANY W			5905		11890	
347 JAPAN					435	
400 U STATES			43491		148876	
			51282		168430	
COLLECTIONS OF ANTIQUITIES						
100 U KINGDOM			40696		107202	9137
220 BERMUOA			148		148	
224 JAMAICA			811		1161	
231 HONG KONG			151		3680	
305 AUSTRIA			424		4523	
327 FRANCE			5398		30980	
335 GERMANY W					409	

IMPORTS INTO CANADA FOR CONSUMPTION

Articles and Countries from which Imported	MONTH OF APRIL 1957		FOUR MONTHS ENDED APRIL 1957		Class Number
	Quantities	Values (\$)	Quantities	Values (\$)	
344 ITALY		2064		3742	
347 JAPAN				754	
354 NETHRLNDS				31185	
376 SWITZRLND		471		31587	
383 HAWAII				70	
391 LEBANON				144	
400 U STATES		68166		171549	
		118329		387134	
CYCELOMETERS AND SPEEDOMETERS					9138
100 U KINGDOM		5279		9983	
327 FRANCE		565		565	
335 GERMANY W		1243		5074	
400 U STATES		20476		89724	
		27563		105346	
GLOBES GEOGRAPHICAL					9139
100 U KINGDOM		1321		1899	
327 FRANCE				115	
335 GERMANY W		206		313	
347 JAPAN		62		170	
400 U STATES		6464		32662	
		8053		35159	
MODELS OF INVENTIONS					9140
100 U KINGDOM		4824		4824	
354 NETHRLNDS				1089	
375 SWEDEN		186		382	
400 U STATES		21551		141712	
		26561		148007	
APPARATUS FOR INSTITUTIONS					9141
100 U KINGDOM		18107		92603	
224 JAMAICA				70	
305 AUSTRIA		280		4410	
306 BELGIUM				75	
318 DENMARK		4235		10655	
327 FRANCE		127		1638	
335 GERMANY W		7424		29625	
344 ITALY				167	
347 JAPAN				225	
354 NETHRLNDS		877		4423	
359 NORWAY				2605	
376 SWITZRLND		321		4538	
384 P RICO		785		977	
389 IRELAND		275		275	
400 U STATES		732972		2673041	
		765403		2825327	
OPERATING ROOM EQUIPMENT					9142
100 U KINGDOM		5886		10896	
317 CZECHO S				1013	
327 FRANCE		628		628	
335 GERMANY W		4168		10551	
347 JAPAN				1949	
400 U STATES		448153		1492242	
		458835		1517279	
DENTAL INSTRUMENTS					9143
100 U KINGDOM		9239		67238	
305 AUSTRIA		2899		10708	
317 CZECHO S				514	
327 FRANCE		444		444	
335 GERMANY W		28619		107979	
344 ITALY		986		2276	
347 JAPAN		1498		7927	
354 NETHRLNDS		100		411	
375 SWEDEN		50		50	
376 SWITZRLND		1410		9290	
400 U STATES		102789		465618	
		148034		672455	
SURGICAL TRUSSES AND SUPPORTS					9144
100 U KINGDOM				113	
400 U STATES		653		2796	
		653		2909	
ARTICLES FOR THE BLIND					9145
100 U KINGDOM		449		449	
376 SWITZRLND				1748	
400 U STATES		6996		16279	
		7445		18476	
OPTICAL AND PHILOSOPHICAL INST					9146
100 U KINGDOM		137936		213265	
231 HONG KONG		104		104	
234 AUSTRALIA				6454	
305 AUSTRIA				53	
306 BELGIUM		909		970	
318 DENMARK				540	
327 FRANCE		3416		6141	
335 GERMANY W		23711		78653	
344 ITALY		2151		3252	
347 JAPAN		55648		199274	
354 NETHRLNDS				291	
361 PANAMA				369	
375 SWEDEN		2415		9499	
376 SWITZRLND		524		4160	
400 U STATES		244786		991154	
		471600		1514179	
EDUCATIONAL FILMS					9148
100 U KINGDOM		2630		10244	
223 BARBADOS		90		90	
317 CZECHO S		1007		1007	
327 FRANCE		1082		3640	

IMPORTS INTO CANADA FOR CONSUMPTION

Articles and Countries from which Imported	MONTH OF APRIL 1957		FOUR MONTHS ENDED APRIL 1957		Class Number
	Quantities	Values (\$)	Quantities	Values (\$)	
335 GERMANY W		533		2259	
347 JAPAN		168		218	
400 U STATES		96948		347287	
CINEMATOGRAPH CAMERAS		102458		364745	9149
327 FRANCE				140	
400 U STATES		7898		26438	
SURGICAL INSTRUMENTS		7898		26578	9150
100 U KINGDOM		29996		105446	
216 PAKISTAN		2615		2615	
305 AUSTRIA		216		649	
318 DENMARK				229	
327 FRANCE		2257		3325	
335 GERMANY W		27933		150426	
344 ITALY		2632		4222	
347 JAPAN		17583		45226	
352 MEXICO				59	
354 NETHRLNDS				212	
375 SWEDEN		10207		17128	
376 SWITZRLND		3394		8366	
390 GERMANY E				471	
400 U STATES		443833		1596696	
RACING SHELLS OR OARS	NO	540666		1935070	9151
BOATS OPEN PLEASURE	NO				9152
100 U KINGDOM	19	5336	29	9618	
318 DENMARK	23	13000	23	13000	
335 GERMANY W	13	3815	21	4794	
347 JAPAN	2	609	2	609	
400 U STATES	330	88052	772	186531	
LAUNCHES PLEASURE MOTIVE POWER	387	110812	847	214552	9153
100 U KINGDOM	1	1127	4	4392	
318 DENMARK			1	664	
335 GERMANY W			2	1434	
400 U STATES	24	47635	57	130001	
SHIPS AND VESSELS REPAIRS ON	25	48762	64	136491	9155
327 FRANCE				705	
334 ST PIERRE		1643		11468	
400 U STATES		144		8762	
SHIPS FOREIGN BUILT COASTAL		1787		20935	9156
VESSELS FOREIGN BUILT N O P	NO				9157
100 U KINGDOM		95993		307481	
335 GERMANY W				152	
400 U STATES		4618		39602	
BUGGIES CUTTERS VEHICLES N O P		100611		347235	9162
100 U KINGDOM			20	842	
400 U STATES	351	26143	1172	87297	
CHILDRENS CARRIAGES AND PARTS	351	26143	1192	88139	9163
100 U KINGDOM	351	4549	479	7369	
335 GERMANY W	5	114	5	114	
354 NETHRLNDS	68	1540	68	1540	
376 SWITZRLND			2	105	
400 U STATES	394	3974	764	7565	
CHILDRENS SLEDS VEHICLES N O P	818	10177	1318	16693	9164
100 U KINGDOM		770		1293	
335 GERMANY W		300		300	
354 NETHRLNDS				64	
400 U STATES		40508		120450	
SLEIGHS N O P AND PARTS		41578		122107	9165
359 NORWAY	NO				
400 U STATES	2	554	2	554	
WAGONS AND SLEDS FARM AND PTS	2	554	6	4066	9166
100 U KINGDOM			8	4620	
400 U STATES	10	4347	10	4347	
WAGONS FREIGHT DRAYS AND PARTS	271	42654	661	110407	9167
400 U STATES	281	47001	671	114754	
WHEELBARROWS HAND TRUCKS CARTS	NO				9168
100 U KINGDOM			2	494	
318 DENMARK	223	6845	680	17272	
327 FRANCE	1	125	1	125	
335 GERMANY W			1	88	
354 NETHRLNDS	2	66	12	162	
400 U STATES	8895	111693	31232	415831	
TRUCKS AND CARS N O P	9121	118729	31928	433544	9169
100 U KINGDOM		285		377	
335 GERMANY W				1645	
400 U STATES		11324		45322	
TRAILERS FOR MOTOR VEHICLES		11609		47344	9170
100 U KINGDOM	10	1519	17	4788	
335 GERMANY W			1	519	
381 ALASKA			1	850	

IMPORTS INTO CANADA FOR CONSUMPTION

Articles and Countries from which Imported	MONTH OF APRIL 1957		FOUR MONTHS ENDED APRIL 1957		Class Number
	Quantities	Values (\$)	Quantities	Values (\$)	
400 U STATES	931	1 057 160	2 493	2 760 038	
AIRCRAFT NOT OVER 1500 LB WT	NO	1 058 679	2 512	2 766 135	9171
400 U STATES	34	2 075 03	86	3 961 15	
AIRCRAFT 1501 TO 3000 LB WT	NO	2 075 03	86	3 961 15	9172
400 U STATES	19	2 277 39	61	6 076 12	
AIRCRAFT 3001 TO 7500 LB WT	NO	2 277 39	61	6 076 12	9173
100 U KINGDOM	1	2 704 9	1	2 704 9	
400 U STATES	1	2 232 0	7	2 185 64	
AIRCRAFT OVER 7500 LB WEIGHT	NO	4 936 9	8	2 456 13	9174
100 U KINGDOM	1	7 471 88	7	5 246 583	
400 U STATES	7	1 104 151	12	1 653 849	
AIRCRAFT PTS EXCLUDING ENG PTS	8	1 851 339	19	6 900 432	9175
100 U KINGDOM		4 641 51		1 678 076	
231 HONG KONG		5 867		6 852	
234 AUSTRALIA		6 582		8 508	
236 NEW ZEAL		3 46		3 46	
304 ARGENTINA		4 73		7 52	
335 GERMANY W				3 54	
347 JAPAN		2 20		2 457	
352 MEXICO		5 751		14 586	
375 SWEDEN		5 8		2 11	
381 ALASKA		9 07		1 657	
400 U STATES		6 475 516		24 732 653	
PAINTINGS UNDER 20 00 LARS	NO	6 959 871		26 446 452	9181
100 U KINGDOM	38	295	7 41	2 677	
231 HONG KONG			87	3 29	
305 AUSTRIA	24	213	107	879	
306 BELGIUM	211	7 53	211	7 53	
318 DENMARK	46	304	107	661	
327 FRANCE			41	2 59	
340 HUNGARY	118	1 155	189	2 007	
344 ITALY	64	510	203	1 508	
347 JAPAN	444	543	467	610	
354 NETHRLNDS	151	598	519	1 949	
400 U STATES	44	438	234	1 227	
PAINTINGS 20 00 LARS OR OVER	1140	4 809	2 906	12 859	9182
100 U KINGDOM		1 756 4		1 084 23	
224 JAMAICA				56	
231 HONG KONG				89	
234 AUSTRALIA				600	
305 AUSTRIA		1 247		6 144	
306 BELGIUM		95		614	
317 CZECHOS		100		100	
318 DENMARK		1 209		1 616	
327 FRANCE		5 028		2 715 7	
335 GERMANY W				1 006	
338 HAITI				300	
340 HUNGARY		3 45		1 256	
344 ITALY		2 554		10 378	
347 JAPAN				381	
352 MEXICO		432		2 366	
354 NETHRLNDS		1 280 2		6 227 1	
375 SWEDEN				200	
376 SWITZRLND				636	
383 HAWAII		3 100		5 713	
384 PRICO		295		295	
400 U STATES		1 474 19		6 347 84	
STATUES AND STATUETTES N O P		1 921 90		8 643 85	9183
100 U KINGDOM		2 137		7 250	
203 B E AFR		1 99		249	
207 UN SO AFR		277		277	
215 INDIA				273	
217 CEYLON				477	
231 HONG KONG		602		1 994	
305 AUSTRIA		2 338		3 724	
318 DENMARK				144	
327 FRANCE		65		65	
335 GERMANY W		2 361		8 259	
344 ITALY		2 321		4 515	
347 JAPAN		3 460		2 405 7	
354 NETHRLNDS				107	
375 SWEDEN		74		643	
376 SWITZRLND				82	
390 GERMANY E				220	
400 U STATES		5 771		20 093	
PORCELAIN STATUES STATUETTES		1 960 5		7 242 9	9184
100 U KINGDOM		4 772 2		1 790 21	
231 HONG KONG		574		930	
306 BELGIUM				57	
318 DENMARK		3 912		5 565	
327 FRANCE		126		1 432	
335 GERMANY W		1 434 7		30 257	
336 GREECE		349		349	
344 ITALY		2 585		5 905	
347 JAPAN		2 554 9		10 676 3	
366 PORTUGAL		631		631	
375 SWEDEN				79	

IMPORTS INTO CANADA FOR CONSUMPTION

Articles and Countries from which Imported	MONTH OF APRIL 1957		FOUR MONTHS ENDED APRIL 1957		Class Number
	Quantities	Values (\$)	Quantities	Values (\$)	
390 GERMANY E		475		1651	
400 U STATES		3746		12268	
SCULPTURES CANADIAN MODELS		100016		344908	9185
400 U STATES		77		77	
MATERIAL FOR HARD METAL COMPOS		77		77	9187
100 U KINGDOM		8525		18660	
234 AUSTRALIA				370	
400 U STATES		88524		275638	
MATERIAL FOR FISHING EQUIPMENT		97049		294668	9189
400 U STATES		391		816	
MATERIALS FOR CYANIDE MFR		391		816	9190
ARTICLES FOR FERTILIZER MFR					9191
100 U KINGDOM				178	
306 BELGIUM		981		981	
327 FRANCE		1693		1693	
400 U STATES		72711		367675	
ARTICLES FOR GOVERNOR GENERAL		75385		370527	9192
100 U KINGDOM		430		542	
316 CUBA				92	
400 U STATES		772		772	
ARTICLES FOR CONSULS		1202		1406	9193
100 U KINGDOM		3594		20936	
207 UN SO AFR		220		320	
215 INDIA				174	
216 PAKISTAN				100	
225 TRINIDAD				125	
231 HONG KONG				700	
234 AUSTRALIA				150	
236 NEW ZEAL				2461	
304 ARGENTINA		190		405	
305 AUSTRIA				550	
306 BELGIUM				2060	
309 BRAZIL				234	
312 CHILE				50	
313 CHINA		57		57	
316 CUBA		95		95	
317 CZECHO S		4197		10001	
318 DENMARK		970		1887	
326 FINLAND		200		572	
327 FRANCE		6986		74786	
335 GERMANY W		3379		19006	
336 GREECE		250		1451	
344 ITALY		50		2742	
347 JAPAN		420		2812	
352 MEXICO				924	
354 NETHRLNDS		7618		13816	
355 INDONESIA		100		11068	
359 NORWAY				800	
360 ISRAEL		200		255	
363 PERU		210		1925	
364 PHIL		100		300	
365 POLAND		255		3804	
366 PORTUGAL				50	
372 SPAIN		500		556	
375 SWEDEN		400		16742	
376 SWITZRLND		50		3480	
379 TURKEY		200		200	
380 USSR		50		1860	
384 P RICO				53	
387 VENEZUELA				3850	
389 IRELAND				50	
400 U STATES		41938		223023	
CANADIAN GOODS RETURNED		72229		424430	9195
100 U KINGDOM		20687		73043	
203 B E AFR		100		100	
205 RHOD NYAS		162		162	
207 UN SO AFR				1912	
215 INDIA				300	
220 BERMUDA		738		9508	
221 B GUIANA		161		442	
223 BARBADOS		6795		6795	
224 JAMAICA				621	
225 TRINIDAD				170	
227 BAHAMAS				857	
231 HONG KONG		106		106	
234 AUSTRALIA				8700	
236 NEW ZEAL				3432	
305 AUSTRIA		4000		4240	
306 BELGIUM		3000		3219	
312 CHILE				800	
314 COLOMBIA				1500	
316 CUBA		914		1626	
318 DENMARK				340	
326 FINLAND				150	
327 FRANCE		100		934	
329 INDOCHINA				1000	
334 ST PIERRE				579	
335 GERMANY W		230		3936	

IMPORTS INTO CANADA FOR CONSUMPTION

Articles and Countries from which Imported	MONTH OF APRIL 1957		FOUR MONTHS ENDED APRIL 1957		Class Number
	Quantities	Values (\$)	Quantities	Values (\$)	
336 GREECE				1627	
338 HAITI		95		15403	
339 HONDURAS				12196	
340 HUNGARY				200	
344 ITALY		200		400	
347 JAPAN				3500	
352 MEXICO		2500		2768	
353 MOROCCO				943	
354 NETHRLNDS		624		3491	
359 NORWAY		200		297	
361 PANAMA				219	
364 PHIL				7655	
375 SWEDEN				577	
376 SWITZRLND		160		526	
381 ALASKA				250	
384 P RICO				410	
387 VENEZUELA				5037	
389 IRELAND		100		100	
400 U STATES		514429		1957399	
		555301		2137470	
ARMS ETC BRITISH OR NATO CTYS					9196
100 U KINGDOM		57331		591976	
215 INDIA				162	
221 B GUIANA		500		701	
224 JAMAICA				250	
306 BELGIUM		3806		6928	
316 CUBA		1233		1233	
318 DENMARK		206		15901	
327 FRANCE		7767		43874	
335 GERMANY W		26433		229010	
341 ICELAND				2218	
344 ITALY		3059		13849	
347 JAPAN		5156		30258	
353 MOROCCO				61	
354 NETHRLNDS		50		4728	
359 NORWAY				4176	
366 PORTUGAL				987	
371 THAILAND		963		10055	
372 SPAIN				3517	
375 SWEDEN		759		1791	
376 SWITZRLND		3511		51582	
381 ALASKA		3946		29884	
389 IRELAND				461	
400 U STATES		1940558		7010598	
		2055278		8054200	
EXWAREHOUSED SHIPS STORES NOP					9197
100 U KINGDOM		3110		10294	
221 B GUIANA				330	
327 FRANCE		800		2661	
354 NETHRLNDS		1234		2006	
400 U STATES		5308		26252	
		10452		41543	
BATTERY JARS GLASS OR RUBBER					9199
100 U KINGDOM				801	
335 GERMANY W				482	
400 U STATES		123179		558677	
		123179		559960	
CASUAL DONATIONS					9201
100 U KINGDOM				301	
220 BERMUDA		1410		1410	
327 FRANCE				206	
335 GERMANY W				228	
359 NORWAY				451	
400 U STATES		8438		79956	
		9848		82552	
CORBET CLASPS STEELS WIRES					9202
100 U KINGDOM				763	
400 U STATES		1221		3932	
		1221		4695	
FEATHERS FLOWERS ART FOR HATS					9204
100 U KINGDOM		69		592	
305 AUSTRIA		111		550	
317 CZECHO S		2955		5654	
327 FRANCE		10617		20877	
335 GERMANY W		4115		31409	
344 ITALY				1037	
347 JAPAN		13092		48372	
390 GERMANY E		1014		25702	
400 U STATES		17984		70873	
		49957		205066	
LIFEBOATS LIFESAVING APPARATUS					9205
400 U STATES		116		286	
		116		286	
MINERS RESCUE APPLIANCES					9207
100 U KINGDOM		600		4528	
327 FRANCE				1119	
335 GERMANY W		291		2863	
400 U STATES		176318		706592	
		177209		715102	
MATERIALS FOR TEXTILE PRINTING					9208
100 U KINGDOM		4633		16708	
400 U STATES		8200		36030	
		12833		52738	
SALTS OF THORIUM OR CERIUM					9209
400 U STATES				11550	
				11550	

IMPORTS INTO CANADA FOR CONSUMPTION

Articles and Countries from which Imported	MONTH OF APRIL 1957		FOUR MONTHS ENDED APRIL 1957		Class Number
	Quantities	Values (\$)	Quantities	Values (\$)	
SPURS AND STILTS					
400 U STATES		539		1065	9210
		539		1065	
VACCINE AND PLASMA CONTAINERS					
400 U STATES		15211		57532	9212
		15211		57532	
GOODS FREE BY ORDER IN COUNCIL					
100 U KINGDOM		1755		1755	9213
400 U STATES		8622		20438	
		10377		22193	
ARTICLES FOR MFR TOBACCO PIPES					
100 U KINGDOM		79		389	9214
400 U STATES		298		3042	
		377		3431	
SAFETY GLASS SHEET ADHESIVES					
400 U STATES		106642		398435	9215
		106642		398435	
TOURIST PURCHASES DUTY FREE					
100 U KINGDOM		80415		238502	9228
203 B E AFR		226		732	
205 RHOD NYAS				33	
207 UN SO AFR				70	
213 BWA OTHER				190	
215 INDIA		153		720	
216 PAKISTAN				111	
220 BERMUDA		15684		37285	
221 B GUIANA		92		110	
222 B HOND		9668		12939	
223 BARBADOS		1163		4299	
224 JAMAICA		2297		10926	
225 TRINIDAD		379		12181	
227 BAHAMAS		4170		13753	
228 LEEW WIND				25	
230 GIBRALTAR		251		251	
231 HONG KONG		381		1807	
234 AUSTRALIA		212		3367	
236 NEW ZEAL		79		448	
304 ARGENTINA		715		898	
305 AUSTRIA		1106		2619	
306 BELGIUM		199		1299	
309 BRAZIL		20		215	
311 BURMA				55	
313 CHINA				253	
314 COLOMBIA		82		302	
316 CUBA		351		8280	
317 CZECHOS		82		282	
318 DENMARK		574		2505	
319 GREENLAND		982		3244	
320 DOM REP				40	
322 EGYPT		140		4249	
326 FINLAND				206	
327 FRANCE		6162		22826	
328 FR AFRICA				47	
334 ST PIERRE		220		2063	
335 GERMANY W		6704		35176	
336 GREECE		61		61	
337 GUATEMALA				43	
338 HAITI		215		544	
340 HUNGARY				71	
341 ICELAND		88		338	
342 IRAN		47		97	
344 ITALY		3241		17495	
347 JAPAN		1087		4268	
352 MEXICO		12345		62467	
353 MOROCCO				71	
354 NETHRLNDS		4513		15653	
357 NETH ANT		439		937	
359 NORWAY				692	
360 ISRAEL		151		387	
361 PANAMA				70	
363 PERU		482		678	
365 POLAND				86	
366 PORTUGAL		99		117	
367 AZORES		617		2915	
370 ROUMANIA		90		90	
372 SPAIN		352		926	
375 SWEDEN		219		1471	
376 SWITZRLND		939		3601	
380 USSR				304	
381 ALASKA		107		4370	
382 VIRGIN IS				670	
383 HAWAII		8596		45532	
384 P RICO		2842		2882	
387 VENEZUELA				145	
388 YUGO SLAV		25		25	
389 IRELAND		532		2078	
392 SYRIA		31		31	
400 U STATES		7816098		17491809	
		7985723		18083232	
CARTRIDGES SHOT GUN SHELLS					
100 U KINGDOM		681		681	9237
344 ITALY		420		420	
400 U STATES		652		1455	
		1753		2556	
DEXTROSE SOLUTIONS THERAPEUTIC					
400 U STATES		50477		146602	9238
		50477		146602	

IMPORTS INTO CANADA FOR CONSUMPTION

Articles and Countries from which Imported	MONTH OF APRIL 1957		FOUR MONTHS ENDED APRIL 1957		Class Number
	Quantities	Values (\$)	Quantities	Values (\$)	
METALLIC CARTRIDGES AMMUNITION					9239
100 U KINGDOM		142		1117	
306 BELGIUM				185	
326 FINLAND				176	
335 GERMANY W		329		2463	
375 SWEDEN				309	
400 U STATES		10035		28653	
		10506		32903	
BLACKBOARDS OF SLATE OR PAPER					9240
335 GERMANY W				853	
344 ITALY		1111		8229	
366 PORTUGAL		1483		1483	
400 U STATES		50182		148529	
		52776		159094	
PRESENTATIONS FOR LIFE SAVING					9241
400 U STATES				145	
				145	
BIOLOGICAL PRODUCTS N O P					9242
100 U KINGDOM		185		6593	
234 AUSTRALIA				2838	
335 GERMANY W				378	
375 SWEDEN				496	
376 SWITZRLND		469		862	
400 U STATES		156570		551281	
		157224		562448	
BASKETS OF ALL KINDS N O P					9243
100 U KINGDOM		351		1515	
215 INDIA				178	
231 HONG KONG		3601		6227	
306 BELGIUM		1046		6507	
313 CHINA		478		1105	
318 DENMARK				129	
327 FRANCE				1367	
335 GERMANY W		702		1819	
344 ITALY		913		1197	
347 JAPAN		3512		28138	
352 MEXICO		78		8411	
365 POLAND		3304		14871	
366 PORTUGAL				866	
367 AZORES		2306		2783	
372 SPAIN		1839		5900	
375 SWEDEN				141	
388 YUGO SLAV		3415		3415	
400 U STATES		17880		55992	
		39425		140561	
COMMUNION SETS CHURCH ARTICLES					9244
100 U KINGDOM		1537		6448	
231 HONG KONG				801	
306 BELGIUM		730		2504	
313 CHINA				744	
317 CZECHO S		7794		27480	
327 FRANCE		28736		80608	
335 GERMANY W		7242		24252	
344 ITALY		63045		171606	
347 JAPAN		11417		49828	
352 MEXICO		75		128	
354 NETHRLNDS		195		195	
360 ISRAEL				375	
366 PORTUGAL				584	
371 THAILAND		309		309	
372 SPAIN				300	
376 SWITZRLND				117	
383 HAWAII				295	
389 IRELAND		596		1025	
400 U STATES		56850		216349	
		178526		583948	
CARTRIDGE CASES GUN WADS CAPS					9246
335 GERMANY W				249	
375 SWEDEN				96	
400 U STATES		31067		86793	
		31067		87138	
AMMUNITION N O P					9247
100 U KINGDOM		3695		309930	
306 BELGIUM				3966	
327 FRANCE		2700		2700	
335 GERMANY W				435	
359 NORWAY				3857	
400 U STATES		392998		1225476	
		399393		1546364	
ELECTRICAL ENERGY					9249
400 U STATES	MKWH	26252	116827	146836	758874
		26252	116827	146836	758874
ICE					9251
400 U STATES				1253	
				1253	
INCUBATORS BROODERS AND PARTS					9252
100 U KINGDOM	NU			6	766
400 U STATES		803	35778	13137	406515
		803	35778	13143	407281
IRON SAND PRESSURE BLASTING					9253
100 U KINGDOM			15457	40084	
400 U STATES			71184	280051	
			86641	320135	
BALL POINT PENS AND PARTS					9254
100 U KINGDOM				888	
234 AUSTRALIA			272	940	

IMPORTS INTO CANADA FOR CONSUMPTION

Articles and Countries from which Imported	MONTH OF APRIL 1957		FOUR MONTHS ENDED APRIL 1957		Class Number
	Quantities	Values (\$)	Quantities	Values (\$)	
335 GERMANY W		347		3202	
344 ITALY				123	
347 JAPAN		1191		1995	
376 SWITZRLND		72		190	
400 U STATES		195770		770937	
		197652		778275	
ALABASTER SPAR AMBER ORNAMENTS					9255
100 U KINGDOM		11654		33698	
203 B E AFR		153		153	
215 INDIA		66		66	
231 HONG KONG		56		1908	
305 AUSTRIA		164		513	
306 BELGIUM				76	
317 CZECHO S		2851		3642	
327 FRANCE		1476		3303	
335 GERMANY W		2834		7862	
344 ITALY		2800		3966	
347 JAPAN		16469		43285	
365 POLAND				57	
390 GERMANY E		288		1888	
400 U STATES		18964		56615	
		57775		157032	
MACHINE CARD CLOTHING					9256
100 U KINGDOM		18900		76884	
306 BELGIUM				149	
335 GERMANY W		104		344	
400 U STATES		17293		51766	
		36297		129143	
PENCILS LEAD NON PROP	GROSS				9257
100 U KINGDOM	1120	3167	1334	3817	
317 CZECHO S	1006	1278	1006	1278	
327 FRANCE	12	125	12	125	
335 GERMANY W	1219	5225	2479	7289	
347 JAPAN	3125	1957	5591	5448	
400 U STATES	4732	16247	9260	31377	
	11214	27999	19682	49334	
PENCILS LEAD N O P					9258
100 U KINGDOM		153		532	
318 DENMARK		290		290	
327 FRANCE		132		132	
335 GERMANY W		322		4456	
347 JAPAN				442	
376 SWITZRLND				392	
400 U STATES		9852		37551	
		10749		43795	
PENS FOUNTAIN EXCPT BALL POINT					9259
100 U KINGDOM				961	
231 HONG KONG		113		113	
335 GERMANY W		1413		4636	
344 ITALY		384		963	
347 JAPAN		336		619	
376 SWITZRLND				165	
400 U STATES		7178		27463	
		9424		34920	
PENS N O P PENHOLDERS RULERS					9260
100 U KINGDOM		5077		9407	
335 GERMANY W		896		2379	
400 U STATES		20316		58897	
		26289		70683	
PRECIOUS STONES NOT MOUNTED					9262
100 U KINGDOM		15163		70065	
215 INDIA				1621	
217 CEYLON		1326		1326	
231 HONG KONG		132		5346	
234 AUSTRALIA				330	
305 AUSTRIA		19232		102141	
309 BRAZIL				63	
317 CZECHO S		9728		28719	
327 FRANCE		1257		4906	
335 GERMANY W		22335		72249	
344 ITALY		77		1923	
347 JAPAN		61412		130027	
352 MEXICO		500		4081	
371 THAILAND		1250		2131	
372 SPAIN		600		600	
376 SWITZRLND		13295		16261	
400 U STATES		40082		165386	
		186389		607175	
PULLEYS BELT POWER TRANS N O P					9263
100 U KINGDOM		5585		19891	
335 GERMANY W		120		2523	
344 ITALY				59	
354 NETHRLNDS		1616		2528	
375 SWEDEN				156	
400 U STATES		96737		377221	
		104058		402378	
SETTLERS EFFECTS					9264
100 U KINGDOM		1058424		2403880	
203 B E AFR				4800	
205 RHOD NYAS		3090		3656	
207 UN SO AFR		11515		19764	
215 INDIA		3927		10785	
216 PAKISTAN		300		5425	
217 CEYLON				1285	
218 MALAYA		3000		8000	
220 BERMUDA		200		1025	

IMPORTS INTO CANADA FOR CONSUMPTION

Articles and Countries from which Imported	MONTH OF APRIL 1957		FOUR MONTHS ENDED APRIL 1957		Class Number
	Quantities	Values (\$)	Quantities	Values (\$)	
221 B GUIANA		750		9980	
223 BARBADOS				2075	
224 JAMAICA		19335		19555	
225 TRINIDAD		3787		11017	
227 BAHAMAS				220	
230 GIBRALTAR				6000	
231 HONG KONG		3919		10464	
232 MALTA		1475		7210	
234 AUSTRALIA		13879		41228	
236 NEW ZEAL		1750		12703	
303 ARABIA				150	
304 ARGENTINA		3850		7580	
305 AUSTRIA		16452		41549	
306 BELGIUM		24447		56490	
308 BOLIVIA				2652	
309 BRAZIL		4250		20825	
312 CHILE		300		775	
313 CHINA		50		215	
314 COLOMBIA				4000	
317 CZECHOS				1530	
318 DENMARK		74433		165288	
322 EGYPT		3915		10051	
324 ESTONIA				1990	
325 ETHIOPIA				500	
326 FINLAND		8160		15930	
327 FRANCE		60669		138685	
328 FR AFRICA		5950		9540	
335 GERMANY W		302514		791556	
336 GREECE		5170		23110	
340 HUNGARY		18555		169449	
341 ICELAND				2500	
343 IRAQ				500	
344 ITALY		14734		59851	
347 JAPAN		11908		19456	
352 MEXICO				1250	
353 MOROCCO		14195		25026	
354 NETHRLNDS		349999		716344	
357 NETH ANT				307	
358 NICARAGUA				50	
359 NORWAY		11470		28835	
360 ISRAEL		1300		7160	
363 PERU				10770	
364 PHIL				2500	
365 POLAND		3625		10575	
366 PORTUGAL		1250		3445	
371 THAILAND				3395	
372 SPAIN				850	
375 SWEDEN		31245		49235	
376 SWITZRLND		35230		74811	
379 TURKEY		160		877	
380 USSR				510	
381 ALASKA				1726	
382 VIRGIN IS		4500		4500	
383 HAWAII				3000	
387 VENEZUELA		1500		12809	
388 YUGO SLAV				1125	
389 IRELAND		6750		12774	
390 GERMANY E				200	
391 LEBANON				1025	
392 SYRIA				100	
393 TAIWAN				4000	
394 PORT E AF		100		100	
400 U STATES		1244503		4747488	
		3386535		9848031	
SHOW CASES AND METAL PARTS					9265
100 U KINGDOM				99	
335 GERMANY W				2073	
400 U STATES		13031		71398	
		13031		73570	
SIGNS LETTERS OTHER THAN PAPER					9266
100 U KINGDOM		6723		15822	
306 BELGIUM		537		1155	
327 FRANCE		249		467	
335 GERMANY W		579		987	
347 JAPAN		413		1094	
375 SWEDEN		867		1393	
376 SWITZRLND		304		658	
389 IRELAND		96		96	
400 U STATES		71688		286956	
		81456		308628	
MEASURING RULES AND TAPES					9267
100 U KINGDOM		19668		45397	
317 CZECHOS				469	
335 GERMANY W		8979		18957	
344 ITALY				1631	
347 JAPAN				85	
354 NETHRLNDS		3760		3760	
376 SWITZRLND				261	
400 U STATES		45008		243092	
		77415		313652	
WASTE AND JUNK N O P					9269
100 U KINGDOM	CWT		798	1218	
400 U STATES		256515	327016	43557	
		236515	327814	44775	
WAX VEGETABLE AND MINERAL NOP					9270
100 U KINGDOM	LB	284	3084	1370	

IMPORTS INTO CANADA FOR CONSUMPTION

Articles and Countries from which Imported	MONTH OF APRIL 1957		FOUR MONTHS ENDED APRIL 1957		Class Number
	Quantities	Values (\$)	Quantities	Values (\$)	
309 BRAZIL	103678	65964	716048	504389	
335 GERMANY W	6496	4631	10398	7305	
352 MEXICO	3637	1821	34746	34567	
400 U STATES	109749	77570	226847	152090	
	223844	150107	991123	699721	
WAX AND MANUFACTURES					9271
100 U KINGDOM		827		5613	
207 UN SO AFR		1056		1056	
335 GERMANY W		4166		6392	
344 ITALY				667	
352 MEXICO		110		110	
376 SWITZRLND				137	
400 U STATES		19624		116887	
		25783		130862	
WHIPS AND PARTS					9272
100 U KINGDOM		1814		2373	
400 U STATES		893		2358	
		2707		4731	
WINDOW CORNICES CORNICE POLES					9273
400 U STATES				282	
				282	
UNENUMERATED ARTICLES					9274
SHIPMENTS UNDER 50 DOLLARS					9275
100 U KINGDOM		112503		418047	
203 B E AFR		130		240	
205 RHOD NYAS				7	
207 UN SO AFR		52		463	
208 BSA OTHER				140	
210 G COAST				21	
215 INDIA		642		2458	
216 PAKISTAN		48		228	
217 CEYLON		70		218	
218 MALAYA		2		98	
219 BEI OTHER				2	
220 BERMUDA		76		363	
221 B GUIANA		48		376	
222 B HOND		125		257	
223 BARBADOS		65		249	
224 JAMAICA		249		831	
225 TRINIDAO				546	
227 BAHAMAS		20		147	
228 LEEW WIND		21		21	
231 HONG KONG		11605		38755	
232 MALTA		3		21	
234 AUSTRALIA		452		2356	
236 NEW ZEAL		25		163	
304 ARGENTINA		38		65	
305 AUSTRIA		1019		3598	
306 BELGIUM		2178		8896	
307 BEL CONGO		3		3	
309 BRAZIL		31		938	
310 BULGARIA		1		1	
312 CHILE		489		2062	
313 CHINA		44		386	
314 COLOMBIA		25		25	
315 C RICA		255		513	
316 CUBA		538		1441	
317 CZECHO S		626		1824	
318 DENMARK		1683		5387	
319 GREENLAND				205	
321 ECUADOR		291		762	
322 EGYPT		210		290	
324 ESTONIA				8	
325 ETHIOPIA				62	
326 FINLAND		70		705	
327 FRANCE		10101		39193	
328 FR AFRICA				8	
329 INDOCHINA		2		42	
334 ST PIERRE				27	
335 GERMANY W		29389		84580	
336 GREECE		54		372	
337 GUATEMALA		159		912	
338 HAITI		104		145	
339 HONDURAS		34		93	
340 HUNGARY		202		360	
341 ICELAND		25		25	
342 IRAN				369	
344 ITALY		5492		17887	
347 JAPAN		12395		40330	
348 KOREA		1		1	
352 MEXICO		1717		4460	
353 MOROCCO				45	
354 NETHRLNDS		11638		27463	
355 INDONESIA				1	
357 NETH ANT				30	
359 NORWAY		715		2130	
360 ISRAEL		160		312	
361 PANAMA				73	
362 PARAGUAY				7	
363 PERU				16	
364 PHIL				13	
365 POLAND		163		297	
366 PORTUGAL		414		1060	
367 AZORES		9		188	
370 ROUMANIA				92	

IMPORTS INTO CANADA FOR CONSUMPTION

Articles and Countries from which Imported	MONTH OF APRIL 1957		FOUR MONTHS ENDED APRIL 1957		Class Number
	Quantities	Values (\$)	Quantities	Values (\$)	
371 THAILAND		42		85	
372 SPAIN		377		1526	
373 CANARY IS				30	
375 SWEDEN		2043		8241	
376 SWITZRLND		4348		15847	
378 JORDAN				7	
379 TURKEY		12		51	
380 USSR		17		255	
381 ALASKA		973		2823	
382 VIRGIN IS				5	
383 HAWAII		664		1729	
384 P RICO		376		885	
387 VENEZUELA		16		130	
388 YUGO SLAV		42		211	
389 IRELAND		169		440	
390 GERMANY E		168		599	
391 LEBANON		10		15	
392 SYRIA				70	
393 TAIWAN				6	
400 U STATES		4526808		16556464	
		4742476		17303128	

Value, Price and Volume Indexes of Imports for Consumption

The following table gives index numbers of the declared (statistical) value of imports for consumption by months, and of the unit value (price) and volume of these imports. The value index expresses the value of imports in a given month as a percentage of the monthly average in the base year. The price index is of the fixed-weight aggregative (Laspeyres) type, and combines unit values calculated from the monthly import statistics with specified wholesale or other price quotations. These latter quotations are used where inadequate quantity reporting or insufficiently homogeneous items in the trade statistics prevent the obtaining of sufficiently representative unit value series. The volume index is derived by dividing the value index by the corresponding price index, and is, therefore, of the currently-weighted (Paasche) type. These indexes are computed with 1948 as an interim reference base pending conversion to the Bureau's official post-war reference base (1949).

In computing the price index certain adjustments were made to the regular grouping of commodities used in the trade statistics, and all three indexes are presented on the basis of these adjusted groups. The chief adjustments are as follows: the two groups "agricultural and vegetable products" and "animals and animal products" have been combined into one group now titled "agricultural and animal products"; the sub-group "rubber and its products" (1678-1732) and the item "advertising matter" (4291) have been transferred to the "miscellaneous products" group; the item "arms, etc., British or N.A.T.O. countries" (9196) has been deducted from the "miscellaneous products" total and the grand total; three "ships" items (9155-57) have been transferred to the "iron and steel and their products" group; and a few other adjustments designed to improve group classification by component material have been made.

These indexes are currently computed from the original data for months, quarters and calendar years. Approximate indexes for other periods may be obtained by averaging the monthly values. Although such indexes will be less accurate than would result from a separate computation based on the original data, the margin of error is insufficient to necessitate a lengthy separate computation.

A complete record of these series by months for the post-war period is published in issues of Volume I of the annual report "Trade of Canada". Some additional commodity information appears in issues of the "Review of Foreign Trade". Details of the computation of the price indexes are given in D.B.S. Reference Paper, No. 8, 1950, titled "Export and Import Price Indexes by Months, July, 1945 - June, 1950 (1948=100)"

MONTHLY INDEX NUMBERS OF DECLARED VALUES, PRICES AND PHYSICAL VOLUME OF IMPORTS FOR CONSUMPTION, BY GROUPS

Interim base, 1948 = 100

Month	Total			Agricultural and Animal Products			Fibres and Textiles			Wood Products and Paper			
	1955	1956	1957	1955	1956	1957	1955	1956	1957	1955	1956	1957	
INDEX OF DECLARED VALUES													
1	January	139.0	183.2	208.2	127.4	132.2	155.0	104.1	126.0	122.7	212.2	278.9	319.2
2	February	139.3	183.5	195.5	124.5	137.5	136.4	100.3	126.0	124.2	238.4	313.1	305.6
3	March	168.6	210.0	212.8	134.4	137.7	145.4	121.5	125.5	126.2	263.4	307.7	311.6
4	April	172.9	240.0	243.8	147.5	156.2	180.2	116.0	132.7	134.1	241.2	311.4	330.5
5	May	195.7	248.0		161.7	190.3		112.5	131.3		275.6	330.3	
6	June	180.6	221.6		155.0	177.6		97.8	102.7		268.7	306.8	
7	July	167.6	218.1		127.2	171.0		93.6	106.1		241.1	326.3	
8	August	191.2	212.9		146.2	163.2		117.2	121.0		294.8	322.6	
9	September	187.6	196.2		143.3	154.3		107.4	97.2		290.9	315.1	
10	October	207.1	245.3		180.1	212.9		115.7	125.0		317.5	357.1	
11	November	201.0	236.3		177.2	211.7		118.4	136.3		302.1	327.7	
12	December	175.1	181.0		162.9	162.0		101.4	95.4		259.2	249.9	
AI	Annual Index	177.1	214.7		149.0	167.2		108.8	118.8		267.1	312.2	
INDEX OF PRICES													
1	January	109.0	113.4	115.0	102.5	98.8	100.1	98.3	92.7	92.1	116.3	122.8	123.6
2	February	109.6	113.8	116.1	102.1	99.4	100.1	97.6	93.5	92.3	117.2	123.1	123.2
3	March	110.4	114.4	116.7r	101.7	98.7	102.6r	97.7	93.4	90.5r	118.4	123.5	124.0
4	April	110.6	113.8	117.1	100.8	100.0	102.5	96.3	90.0	89.6	119.0	123.5	124.4
5	May	109.7	113.1		98.3	100.3		95.7	88.2		119.6	124.0	
6	June	109.8	113.5		99.7	104.1		97.1	88.1		118.9	124.4	
7	July	109.1	112.4		97.8	101.6		95.3	88.6		119.1	124.2	
8	August	109.6	112.4		98.6	101.8		95.7	87.7		119.2	124.3	
9	September	111.3	112.0		98.9	101.5		96.1	86.2		119.9	124.4	
10	October	112.1	112.8		99.1	100.4		94.0	88.3		120.3	123.9	
11	November	112.8	113.0		98.8	99.2		91.2	89.1		121.6	123.6	
12	December	113.6	113.5		99.5	100.0		93.2	90.2		122.8	123.3	
AI	Annual Index	110.5	113.0		99.8	99.9		95.5	89.2		119.4	123.8	
INDEX OF PHYSICAL VOLUME													
1	January	127.5	161.6	181.0	124.3	133.8	154.8	105.9	135.9	133.2	182.5	227.1	258.3
2	February	127.1	161.2	168.4	121.9	138.3	136.3	102.8	134.8	134.6	203.4	254.3	248.1
3	March	152.7	183.6	182.3r	132.2	139.5	141.7r	124.4	134.4	139.4r	222.5	249.1	251.3
4	April	156.3	210.9	208.2	146.3	156.2	175.8	120.5	147.4	149.7	202.7	252.1	265.7
5	May	178.4	219.3		164.5	189.7		117.6	148.9		230.4	266.4	
6	June	164.5	195.2		155.5	170.6		100.7	116.6		226.0	246.6	
7	July	153.6	194.0		130.1	168.3		98.2	119.8		202.4	262.7	
8	August	174.5	189.4		148.3	160.3		122.5	138.0		247.3	259.5	
9	September	168.6	175.2		144.9	152.0		111.8	112.8		242.6	253.3	
10	October	184.7	217.5		181.7	212.1		123.1	141.6		263.9	288.2	
11	November	178.2	209.1		179.4	213.4		129.8	153.0		248.4	265.1	
12	December	154.1	159.5		163.7	162.0		108.8	105.8		211.1	202.7	
AI	Annual Index	160.3	190.0		149.3	167.4		113.9	133.2		223.7	252.2	

r - revised

MONTHLY INDEX NUMBERS OF DECLARED VALUES, PRICES AND PHYSICAL VOLUME OF IMPORTS FOR CONSUMPTION, BY GROUPS

Interim base, 1948 = 100

Iron and Steel and their Products			Non-Ferrous Metals and their Products			Non-Metallic Minerals and their Products			Chemicals and Fertilizers			Miscellaneous Products			
1955	1956	1957	1955	1956	1957	1955	1956	1957	1955	1956	1957	1955	1956	1957	
INDEX OF DECLARED VALUES															
152.7	229.7	289.2	228.5	269.9	321.4	79.4	112.1	113.2	173.2	212.5	223.6	268.5	341.9	329.8	1
155.9	234.2	269.8	203.1	274.7	275.2	78.0	97.3	101.9	166.4	224.6	250.7	300.3	338.4	332.9	2
205.0	311.7	301.6	242.7	297.5	307.3	87.6	92.0	104.3	208.6	232.6	242.8	357.0	395.0	404.5	3
210.6	356.4	353.8	225.5	332.6	320.8	91.2	113.7	119.5	203.6	282.4	279.4	398.8	458.0	451.3	4
236.9	346.9		253.1	350.8		115.9	133.5		238.8	288.9		461.5	446.6		5
219.7	303.5		239.9	330.2		113.7	132.6		226.4	246.3		372.8	378.8		6
202.9	284.4		211.6	336.2		105.6	133.5		212.1	251.7		403.7	404.4		7
208.5	246.9		283.9	338.6		139.3	158.8		232.0	227.2		431.5	412.8		8
202.2	243.2		304.8	315.0		118.3	132.3		239.8	213.4		492.2	362.7		9
225.7	310.5		341.6	392.2		141.1	150.5		262.6	267.2		430.4	436.2		10
218.7	300.0		347.4	359.8		138.7	145.1		250.0	262.5		381.0	381.1		11
208.1	235.7		274.9	263.9		102.3	111.8		208.2	197.0		333.7	296.8		12
203.9	283.6		263.1	321.8		109.3	126.1		218.5	242.2		386.0	387.7		AI
INDEX OF PRICES															
120.4	132.0	136.5	121.6	131.9	134.8	100.4	101.6	104.7	107.5	112.2	110.8	111.8	128.8	115.4	1
121.9	132.9	136.8	122.3	132.2	135.9	100.3	101.3	108.7	108.4	112.3	110.9	114.7	127.7	117.8	2
123.3	133.4	136.9	123.1	132.5	136.0	101.2	103.8	110.4r	109.4	112.7	111.1r	117.6	126.8	117.3	3
123.6	133.3	137.4	124.4	132.6	138.8	102.2	103.4	112.0	109.6	112.8	112.5	119.2	123.0	111.8	4
123.6	133.1		124.4	133.5		100.6	102.3		110.1	112.1		116.9	118.9		5
123.7	132.8		125.2	134.0		99.3	102.2		109.7	111.7		115.3	117.6		6
123.8	132.7		124.3	132.4		99.1	100.4		109.1	111.4		115.5	113.6		7
124.1	132.8		124.3	132.4		99.3	101.4		109.5	111.1		118.0	111.7		8
126.5	132.4		125.2	131.8		100.1	101.0		109.3	111.3		126.2	112.8		9
128.7	134.1		126.6	132.6		101.0	101.3		111.0	110.8		130.3	114.5		10
130.4	134.3		130.1	134.1		101.7	102.2		111.8	109.9		132.1	113.9		11
131.5	134.9		131.0	134.2		102.2	102.4		111.9	110.3		131.2	112.8		12
125.2	133.2		124.8	132.8		100.6	102.0		109.9	111.7		119.7	118.3		AI
INDEX OF PHYSICAL VOLUME															
126.8	174.0	211.9	187.9	204.6	238.4	79.1	110.3	108.1	161.1	189.4	201.8	240.2	265.5	285.8	1
127.9	176.2	197.2	166.1	207.8	202.5	77.8	96.1	93.7	153.5	200.0	226.1	261.8	265.0	282.6	2
166.3	233.7	220.3	197.2	224.5	226.0	86.6	88.6	94.5r	190.7	206.4	218.5r	303.6	311.5	344.8	3
170.4	267.4	257.5	181.3	250.8	231.1	89.2	110.0	106.7	185.8	250.4	248.4	334.6	372.4	403.7	4
191.7	260.6		203.5	262.8		115.2	130.5		216.9	257.7		394.8	375.6		5
177.6	228.5		191.6	246.4		114.5	129.7		206.4	220.5		323.3	322.1		6
163.9	214.3		170.2	253.9		106.6	133.0		194.4	225.9		349.5	356.0		7
168.0	185.9		228.4	255.7		140.3	156.6		211.9	204.5		365.7	369.6		8
159.8	183.7		243.5	239.0		118.2	131.0		219.4	191.7		390.0	321.5		9
175.4	231.5		269.8	295.8		139.7	148.6		236.6	241.2		330.3	381.0		10
167.7	223.4		267.0	268.3		136.4	142.0		223.6	238.9		288.4	334.6		11
158.3	174.7		209.8	196.6		100.1	109.2		186.1	178.6		254.3	263.1		12
162.9	212.9		210.8	242.3		108.6	123.6		198.8	216.8		322.5	327.7		AI



CANADA

TRADE OF CANADA

IMPORTS

MAY, 1957

AND

FIVE MONTHS ENDED MAY, 1957

DOMINION BUREAU OF STATISTICS

International Trade Division

External Trade Section

IMPORTS INTO CANADA FOR CONSUMPTION

Changes affecting Previous Reports
 Cumulative totals adjusted in May Report

1957
 Import
 List No. 5

MONTH OF JANUARY, 1957

Class Number

1603 - Deduct from United States	588 cwt.	\$ 15,509
8415 - Add to United States	-	\$ 15,509

MONTH OF FEBRUARY, 1957

Class Number

6034 - Deduct from France	-	\$ 4,160
5556 - Add to France	-	\$ 4,160

MONTH OF MARCH, 1957

Class Number

1603 - Deduct from United States	589 cwt.	\$ 15,398
8415 - Add to United States	-	\$ 15,398
5265 - Deduct from United States	3 no.	\$ 208,891
6144 - Add to United States	-	\$ 208,891

MONTH OF APRIL, 1957

Class Number

7295 - Deduct from United States	114,657 lb.	\$ 47,806
7128 - Add to United States	114,657 lb.	\$ 47,806

1911

1911

1911

1911

1911

1911

1911

1911

1911

1911

1911

1911

1911

DOMINION BUREAU OF STATISTICS
International Trade Division
External Trade Section

TRADE OF CANADA

IMPORTS

MAY, 1957

AND

FIVE MONTHS ENDED MAY, 1957

Published by Authority of
The Honourable Gordon Churchill, Minister of Trade and Commerce

7502-505—57

Price \$5 a year
Single copies 50 cents

Vol. 14, No. 5

TABLE OF CONTENTS

	Page
EXPLANATORY NOTES	2
KEY TO ABBREVIATIONS OF COUNTRIES	3
 SUMMARY TABLES:	
Imports into Canada for Consumption, by Countries	4
Imports into Canada for Consumption, by Main Groups	6
 DETAILED TABLES:	
Imports for Consumption, by Articles and Countries:	
Agricultural and Vegetable Products (except Chemicals, Fibres and Wood):	Class Number
A - Mainly Food	1 to 390
B - Other than Food	1501 to 1846
Animals and Animal Products (except Chemicals and Fibres).....	2012 to 2348
Fibres, Textiles and Textile Products	3001 to 3576
Wood, Wood Products and Paper	4002 to 4311
Iron and Its Products	5001 to 5738
Non-Ferrous Metals and Their Products (except Gold)	6001 to 6260
Non-Metallic Minerals and Their Products (except Chemicals).....	7001 to 7304
Chemicals and Allied Products	8001 to 8950
Miscellaneous Commodities	9000 to 9275

VALUE AND VOLUME at end of report

EXPLANATORY NOTES

1. **Source of Data.** Statistics of imports are based upon the declarations of importers (import entries) as subsequently checked by customs officials.
2. **Valuation.** The value of goods imported is the value as determined for customs duty purposes. In most cases this corresponds to the value shown on the invoice accompanying the goods, converted to Canadian dollars at authorized exchange rates (usually the commercial rate prevailing on the date at which the goods were actually despatched to Canada), and excluding such charges as freight, insurance, handling and taxes. In effect, therefore, import values are taken f.o.b. point of shipment in the country of export.
3. **Units of Quantity.** Weight, where shown, is the net weight of the goods, excluding the weight of such packing as is required for shipment, except in certain special cases otherwise defined in the Customs Tariff. The expression "ton" means 2,000 pounds, and "cwt." 100 pounds, avoirdupois. Where other units of quantity are used, Imperial standards apply.

In this report are items such as "engines, gas, n.o.p., and parts" which show a quantity in "number" as well as value. In these items the "number" refers only to the number of substantially complete articles imported, while the value includes also the value of any parts of the article imported. For such items the average value per unit cannot be ascertained.
4. **Coverage.** Statistics of imports include all goods which enter Canada and are cleared by customs officials for domestic sale or use. The series, therefore, includes goods which are cleared by customs immediately on entry into the country, and goods cleared out of customs warehouses; but excludes goods placed in customs warehouses on entering the country. The technical phrase "Imports entered for consumption" which is sometimes used to describe Canadian import statistics does not imply that all imports will actually be consumed in Canada, but only that they are free to be so consumed without further customs formalities.
5. **Exclusions.** Import statistics exclude gold, but include gold products where the value of the gold content is less than 80% of the value of the article. A small amount of gold scrap in the form of jewellers' sweepings is also included. Some goods for the use of United States forces stationed at treaty bases in Canada are excluded, as are ships of British construction and registry imported for use in Canada, ships purchased for use in foreign trade, bunker supplies and ships' stores purchased by Canadian vessels abroad, temporary imports for exhibition or competition, and Canadian-owned military equipment returned to Canada.
6. **Countries Credited.** Imports are usually credited to the country from which the goods were consigned to Canada. The country of consignment is the country from which goods have come to Canada without interruption of transit except in the course of transfer from one means of conveyance to another.

An exception to this rule is made in the case of imports of goods originating in Central or South America (including the Antilles and Bermuda) which are consigned to Canada from the United States. This class of imports is credited to the country in which the goods originated.
7. **Time Periods.** Import statistics for any month include all goods declared on import entries received at the Bureau of Statistics during the calendar month in question.
8. **Abbreviations.** Many descriptions of countries and articles used in this report are abbreviated or incomplete because of mechanical limitations. A key to abbreviations of countries appears in this report, and full descriptions of all articles appear in Volume III of the annual report "Trade of Canada". The letters "N.O.P." mean "not otherwise provided for".
9. **Revisions.** All statistics in this report are subject to revision. Revisions to previous reports are published on the coloured pages at the beginning of each monthly report.

KEY TO ABBREVIATIONS OF COUNTRIES

Note:— The classification of Countries with a statement of the territorial limits used for statistical purposes will be found in Volume I of the Annual Report of the Trade of Canada.

Aden.....	Aden	Ireland.....	Ireland
Afghan.....	Afghanistan	Israel.....	Israel
Alaska.....	Alaska	Ital Afr.....	Italian Africa
Albania.....	Albania	Italy.....	Italy
Virgin Is.....	American Virgin Islands	Jamaica.....	Jamaica
Arabia.....	Arabia	Japan.....	Japan
Argentina.....	Argentina	Jordan.....	Jordan
Australia.....	Australia	Korea.....	Korea
Austria.....	Austria	Latvia.....	Latvia
Azores.....	Azores and Madeira	Lebanon.....	Lebanon
Bahamas.....	Bahamas	Leew Wind.....	Leeward and Windward Islands
Barbados.....	Barbados	Liberia.....	Liberia
Bel Congo.....	Belgian Congo	Libya.....	Libya
Belgium.....	Belgium and Luxembourg	Lithuania.....	Lithuania
Bermuda.....	Bermuda	Madagascar.....	Madagascar
Bolivia.....	Bolivia	Malaya.....	Malaya and Singapore
Brazil.....	Brazil	Malta.....	Malta
B E Afr.....	British East Africa	Mauritius.....	Mauritius and Seychelles
B Guiana.....	British Guiana	Mexico.....	Mexico
B Hond.....	British Honduras	Morocco.....	Morocco
Bulgaria.....	Bulgaria	Nethrlnds.....	Netherlands
Burma.....	Burma	Neth Ant.....	Netherlands Antilles
Canary Is.....	Canary Islands	New Zeal.....	New Zealand
Ceylon.....	Ceylon	Nicaragua.....	Nicaragua
Chile.....	Chile	Nigeria.....	Nigeria
China.....	China, except Taiwan	Norway.....	Norway
Colombia.....	Colombia	B E I Other.....	Other British East Indies
C Rica.....	Costa Rica	B Oceania.....	Other British Oceania
Cuba.....	Cuba	B S A Other.....	Other British South Africa
Czecho S.....	Czechoslovakia	B W A Other.....	Other British West Africa
Denmark.....	Denmark	Pakistan.....	Pakistan
Dom Rep.....	Dominican Republic	Panama.....	Panama
Ecuador.....	Ecuador	Paraguay.....	Paraguay
Egypt.....	Egypt	Peru.....	Peru
El Salvd.....	El Salvador	Phil.....	Philippines
Estonia.....	Estonia	Poland.....	Poland
Ethiopia.....	Ethiopia	Portugal.....	Portugal
Falkland.....	Falkland Islands	Port E Af.....	Portuguese East Africa
Finland.....	Finland	Port W Af.....	Portuguese West Africa
Fiji.....	Fiji	Port Asia.....	Portuguese Asia
France.....	France	P Rico.....	Puerto Rico
Fr Africa.....	French Africa	Rhod Nyas.....	Rhodesia and Nyasaland
Fr Guiana.....	French Guiana	Roumania.....	Roumania
Fr Oceana.....	French Oceania	U S S R.....	U.S.S.R. (Russia)
Fr W Ind.....	French West Indies	S Leone.....	Sierra Leone
Gambia.....	Gambia	Spain.....	Spain
Germany E.....	Germany, Eastern	Span Afr.....	Spanish Africa
Germany W.....	Germany, Federal Republic of	St. Pierre.....	St. Pierre and Miquelon
Gibraltar.....	Gibraltar	Sudan.....	Sudan
G Coast.....	Gold Coast	Surinam.....	Surinam
Greece.....	Greece	Sweden.....	Sweden
Greenland.....	Greenland	Switzrlnd.....	Switzerland
Guatemala.....	Guatemala	Syria.....	Syria
Haiti.....	Haiti (Republic of)	Taiwan.....	Taiwan (Formosa)
Hawaii.....	Hawaii	Thailand.....	Thailand (Siam)
Honduras.....	Honduras	Trinidad.....	Trinidad and Tobago
Hong Kong.....	Hong Kong	Turkey.....	Turkey
Hungary.....	Hungary	Un So Afr.....	Union of South Africa
Iceland.....	Iceland	U Kingdom.....	United Klngdom
India.....	India	U States.....	United States
IndoChina.....	Indo-China	U S Ocea.....	United States Oceania
Indonesia.....	Indonesia	Uruguay.....	Uruguay
Iran.....	Iran	Venezuela.....	Venezuela
Iraq.....	Iraq	Yugo Slav.....	Yugoslavia

IMPORTS INTO CANADA FOR CONSUMPTION, BY COUNTRIES (EXCLUDING GOLD)

Countries	Month of May		Five Months ended May	
	1956 \$	1957 \$	1956 \$	1957 \$
Commonwealth Countries				
United Kingdom	49,523,097	50,715,762	197,364,105	216,719,256
Aden	14,581	-	39,091	14,915
British East Africa	1,306,844	367,727	3,850,235	2,654,508
Mauritius and Seychelles	1,611	-	1,566,987	2,164,538
Rhodesia and Nyasaland	120,219	193,949	128,062	452,241
Union of South Africa	935,022	730,484	2,186,595	2,516,406
Other British South Africa	6	64	1,843	677
Gambia	-	-	-	-
Gold Coast	406,129	1,305,277	541,998	1,340,388
Nigeria	187,421	826,333	401,209	1,061,163
Sierra Leone	8,407	4,413	8,407	4,413
Other British West Africa	-	-	-	190
Ceylon	1,877,574	1,243,128	6,674,876	6,671,814
India	5,115,446	2,700,442	14,284,819	12,593,273
Malaya and Singapore	2,940,507	2,829,706	12,877,042	12,858,610
Pakistan	262,587	55,272	616,243	226,688
Other British East Indies	4,714	22,168	46,882	39,312
Bermuda	31,493	29,839	115,683	89,443
British Guiana	1,438,961	2,844,494	3,984,801	5,369,824
British Honduras	54,507	6,755	73,764	117,039
Bahamas	18,011	4,734	116,896	43,691
Barbados	624,776	1,192,173	1,285,769	2,348,649
Jamaica	3,641,750	5,694,402	6,723,717	14,718,304
Leeward and Windward Islands	104,406	1,207,621	993,924	1,460,102
Trinidad and Tobago	2,779,742	3,296,752	4,171,650	5,366,959
Falkland Islands	-	75	-	75
Gibraltar	-	-	701	6,251
Hong Kong	605,992	802,179	2,735,214	2,885,143
Malta	2,595	3,751	18,832	25,359
Australia	2,340,963	928,332	7,331,650	6,959,960
Fiji	5	860,726	2,055,001	1,713,064
New Zealand	1,608,275	2,329,681	6,573,318	5,844,700
Other British Oceania	-	-	-	-
Total Commonwealth Countries	75,955,641	80,196,239	276,769,314	306,266,955
Foreign Countries				
Afghanistan	-	-	-	-
Albania	-	-	-	-
Arabia	1,299,803	636,512	5,753,418	1,883,675
Argentina	462,284	519,742	1,600,561	1,747,625
Austria	416,688	418,164	1,569,407	1,739,578
Belgium and Luxembourg	5,490,869	4,900,183	16,630,339	18,636,494
Belgian Congo	35,734	19,992	330,096	623,394
Bolivia	4,054	9,033	53,050	32,041
Brazil	3,220,804	2,373,439	13,627,351	13,307,704
Bulgaria	37	-	152	1
Burma	-	105	-	160
Chile	153,624	319,705	469,833	1,230,220
China (except Taiwan)	1,048,689	659,439	3,416,093	3,322,865
Taiwan	1,286	246	31,545	48,995
Colombia	1,904,684	1,477,407	10,488,109	7,728,438
Costa Rica	95,583	491,425	1,070,130	3,222,747
Cuba	1,962,239	1,261,708	5,613,589	4,243,828
Czechoslovakia	330,450	447,707	1,590,039	2,275,237
Denmark	475,184	614,294	2,143,433	2,604,061
Greenland	1,391	197	3,542	3,646
Dominican Republic	76,212	62,716	716,468	376,886
Ecuador	496,860	344,864	1,844,789	1,064,392
Egypt	20,578	31,976	48,574	64,607
El Salvador	204,167	8,251	800,330	401,265
Estonia	-	-	-	1,998
Ethiopia	25,176	27	75,721	11,467
Finland	24,261	78,457	143,824	168,412
France	3,680,141	3,929,135	11,675,075	13,716,160
French Africa	319,507	637,352	575,206	817,117
Indo-China	-	-	11,961	1,042
French Guiana	-	-	-	-
French Oceania	-	-	-	-
French West Indies	-	-	20	-
Madagascar	-	3,810	21,709	10,658
St. Pierre and Miquelon	7,573	5,620	12,391	25,898

Countries	Month of May		Five Months ended May	
	1956	1957	1956	1957
	\$	\$	\$	\$
Foreign Countries - Concluded				
Germany, Federal Republic of	8,972,018	10,228,724	31,400,545	38,338,138
Germany, Eastern	30,797	54,086	161,153	203,331
Greece	35,243	74,484	94,958	172,498
Guatemala	409,668	275,071	1,749,449	2,270,656
Haiti	224,658	184,464	858,158	456,234
Honduras	609,428	739,722	1,205,485	2,500,660
Hungary	15,240	35,357	45,057	222,896
Iceland	190	515	1,423	6,069
Iran	45,817	50,722	417,525	195,579
Iraq	-	168	224,843	99,152
Ireland	45,600	48,112	221,536	212,576
Israel	145,021	99,877	808,921	689,408
Italy	2,328,231	2,616,464	7,860,208	10,708,639
Italian Africa	-	-	-	-
Japan	4,223,949	4,899,185	22,307,291	25,430,947
Jordan	404	-	404	1,778
Korea	11	130	1,518	131
Latvia	69	150	989	150
Lebanon	2,195,665	3,402	6,573,481	5,667
Liberia	-	-	273,035	-
Libya	-	-	223	-
Lithuania	595	-	595	-
Mexico	4,695,705	1,751,368	29,906,055	7,901,889
Morocco	4,432	43,841	36,890	93,638
Netherlands	2,265,561	2,483,521	8,593,096	9,366,651
Indonesia	121,298	182,806	401,581	567,198
Surinam	439,318	770,807	964,348	1,404,415
Netherlands Antilles	4,308,003	2,090,957	14,147,982	9,375,357
Nicaragua	118,638	54,192	374,366	183,742
Norway	222,728	389,805	860,887	1,354,614
Panama	900,517	711,800	4,462,636	2,621,793
Paraguay	11,327	34,877	79,926	82,487
Peru	659,113	553,126	990,964	1,515,564
Philippines	25,263	462,301	1,163,901	2,036,714
Poland	286,048	91,975	558,053	404,477
Portugal	268,919	305,032	853,550	850,924
Azores and Madeira	13,070	16,955	67,448	50,155
Portuguese East Africa	-	-	233,102	100
Portuguese West Africa	-	-	42,129	-
Portuguese Asia	-	-	-	-
Roumania	33	-	33	182
Spain	763,315	596,578	2,422,092	1,877,390
Canary Islands	2,836	1,184	9,942	7,806
Spanish Africa	-	-	400	-
Sudan	43,771	-	45,393	-
Sweden	1,935,235	1,810,882	5,583,212	7,369,137
Switzerland	1,626,830	2,072,953	8,672,409	9,196,597
Syria	1,338	118,992	914,547	130,042
Thailand	78,254	80,044	507,910	380,849
Turkey	65,013	29,074	281,870	162,165
U.S.S.R. (Russia)	6,550	61,591	418,179	110,109
United States	397,665,643	395,111,982	1,759,433,655	1,819,532,649
Alaska	119,610	246,618	1,246,735	1,266,445
American Virgia Islands	-	-	-	5,175
Hawaii	247,440	397,843	1,258,930	1,577,451
Puerto Rico	57,707	92,700	400,146	337,664
United States Oceania	-	-	-	-
Uruguay	79,524	112,339	408,886	371,919
Venezuela	15,968,232	24,658,921	77,985,551	103,252,413
Yugoslavia	5,648	45,230	30,981	181,529
Total Foreign Countries	474,083,401	473,942,433	2,077,881,337	2,144,394,360
GRAND TOTAL	550,039,042	554,138,672	2,354,650,651	2,450,661,315

**IMPORTS INTO CANADA FOR CONSUMPTION FROM ALL COUNTRIES, FROM THE UNITED KINGDOM
AND FROM THE UNITED STATES, BY MAIN GROUPS (EXCLUDING GOLD)**

Main Groups	Month of May		Five Months ended May	
	1956	1957	1956	1957
	\$	\$	\$	\$
ALL COUNTRIES				
Agricultural and Vegetable Products (except Chemicals, Fibres and Wood)	61,998,289	66,185,886	239,355,963	257,222,938
Animals and Animal Products (except Chemicals and Fibres)	9,201,814	11,213,991	48,322,186	54,312,796
Fibres, Textiles and Textile Products	38,352,371	36,805,764	187,403,965	184,995,556
Wood, Wood Products and Paper	20,155,230	19,536,474	94,205,450	96,775,299
Iron and Its Products	227,310,714	226,324,416	968,545,067	1,021,281,525
Non-Ferrous Metals and Their Products	44,718,675	44,263,689	194,706,330	201,379,157
Non-Metallic Minerals and Their Products (except Chemicals)	67,794,902	71,108,180	277,089,869	292,541,033
Chemicals and Allied Products	28,527,976	28,208,179	124,160,304	128,177,111
Miscellaneous Commodities	51,979,071	50,492,093	220,861,517	213,975,900
Total	550,039,042	554,138,672	2,354,650,651	2,450,661,315
UNITED KINGDOM				
Agricultural and Vegetable Products (except Chemicals, Fibres and Wood)	2,825,756	2,366,440	10,648,527	10,069,598
Animals and Animal Products (except Chemicals and Fibres)	1,258,305	1,304,246	5,815,805	6,297,345
Fibres, Textiles and Textile Products	9,557,424	9,465,598	43,872,381	46,135,722
Wood, Wood Products and Paper	661,798	592,115	2,493,745	2,402,519
Iron and Its Products	18,422,501	21,598,536	66,945,238	82,553,648
Non-Ferrous Metals and Their Products	6,965,135	4,871,061	27,850,930	26,109,108
Non-Metallic Minerals and Their Products (except Chemicals)	3,417,464	3,037,373	13,679,273	11,669,647
Chemicals and Allied Products	2,627,510	2,278,912	9,180,096	9,299,742
Miscellaneous Commodities	3,787,204	5,201,481	16,878,110	22,181,927
Total	49,523,097	50,715,762	197,364,105	216,719,256
UNITED STATES				
Agricultural and Vegetable Products (except Chemicals, Fibres and Wood)	29,093,854	32,371,569	121,191,696	134,401,425
Animals and Animal Products (except Chemicals and Fibres)	5,175,453	6,301,818	30,974,845	34,474,580
Fibres, Textiles and Textile Products	15,241,611	18,735,176	77,880,471	99,573,498
Wood, Wood Products and Paper	17,872,620	17,340,401	86,018,929	88,043,609
Iron and Its Products	195,209,184	189,099,214	859,827,014	879,182,335
Non-Ferrous Metals and Their Products	31,038,557	30,353,017	144,480,203	146,458,634
Non-Metallic Minerals and Their Products (except Chemicals)	35,940,416	36,580,991	142,309,774	152,692,260
Chemicals and Allied Products	24,513,070	24,431,753	109,240,875	112,461,458
Miscellaneous Commodities	43,580,878	39,898,043	187,509,848	172,244,850
Total	397,665,643	395,111,982	1,759,433,655	1,819,532,649

IMPORTS INTO CANADA FOR CONSUMPTION

Articles and Countries from which Imported	MONTH OF MAY 1957		FIVE MONTHS ENDED MAY 1957		Class Number
	Quantities	Values (\$)	Quantities	Values (\$)	
GROUP 1					
AGRICULTURAL PRODUCTS					
A MAINLY FOOD					
APPLES FRESH	LB				1
236 NEW ZEAL	1024720	85651	1024720	85651	
304 ARGENTINA	1860	295	1860	295	
381 ALASKA	2278	629	3728	896	
400 U STATES	4558325	316781	21578872	1342737	
	5587183	403356	22609180	1429579	
APRICOTS QUINCES FRESH	LB				2
312 CHILE			12110	2331	
400 U STATES			12761	2523	
			24871	4854	
BANANAS	CWT				3
222 B HOND	233	1463	699	5591	
224 JAMAICA	269	788	269	788	
314 COLOMBIA	467	3314	42699	257993	
315 C RICA	54222	447716	343683	2825233	
316 CUBA			40	432	
320 DOM REP	5327	37556	5327	37556	
321 ECUADOR	47256	313848	130333	852459	
337 GUATEMALA	13372	85454	53349	359324	
339 HONDURAS	108058	729452	375422	2473027	
361 PANAMA	100641	711685	359133	2574589	
381 ALASKA	18	666	27	1017	
400 U STATES			313	3245	
	329863	2331942	1311294	9391254	
CHERRIES FRESH	LB				4
400 U STATES	250578	65914	254888	66627	
	250578	65914	254888	66627	
CRANBERRIES FRESH	LB				5
400 U STATES	405	73	186435	26253	
	405	73	186435	26253	
GRAPEFRUIT FRESH	LB				6
100 U KINGDOM			1925	58	
224 JAMAICA			4410	347	
231 HONG KONG			11032	1271	
400 U STATES	14382707	516036	78792321	2725951	
	14382707	516036	78809688	2727627	
GRAPES FRESH	LB				7
100 U KINGDOM			37057	4471	
207 UM SO AFR	2190	535	191930	19289	
304 ARGENTINA	1728	324	42942	9419	
312 CHILE	384616	71320	780021	151611	
381 ALASKA			1039	192	
400 U STATES	244290	39405	12720917	1341504	
	632824	111584	13773906	1526486	
GUAVAS MANGOES PLANTAINS FRESH					8
316 CUBA		739		739	
352 MEXICO		60		60	
400 U STATES		4709		5080	
		5508		5879	
LEMONS FRESH	LB				9
344 ITALY			107482	9113	
400 U STATES	2845706	191675	12633079	932691	
	2845706	191675	12740561	941804	
LIMES FRESH	LB				10
352 MEXICO			455	81	
400 U STATES	60117	8506	108749	15401	
	60117	8506	109204	15482	
MUSKMELONS CANTALOUPE FRESH	LB				11
304 ARGENTINA	2500	268	13060	1478	
312 CHILE	23650	1784	201224	14686	
352 MEXICO	1233979	66938	3287591	199936	
400 U STATES	769452	57946	1065877	87717	
	2029581	126936	4567752	303817	
MELONS FRESH N O P	NO				12
304 ARGENTINA			731	405	
316 CUBA			579	1183	
352 MEXICO	171916	87854	224261	114868	
400 U STATES	292956	170019	334613	195920	
	464872	257873	560184	312376	
DRANGES MANDARINES FRESH	CU FT				13
100 U KINGDOM			1641	4623	
224 JAMAICA			60	150	
231 HONG KONG			607	1479	
344 ITALY			2000	3240	
347 JAPAN			27764	44952	
352 MEXICO	4668	7461	31934	50977	
360 ISRAEL			34672	82201	
372 SPAIN			16987	30716	
381 ALASKA	82	391	240	808	
393 TAIWAN			3466	10745	
400 U STATES	1002101	2234916	4573668	10356465	
	1006851	2242768	4693039	10586356	
PEACHES FRESH	LB				14
312 CHILE			22435	3189	
400 U STATES	1900	465	19195	2730	
	1900	465	41630	5919	

IMPORTS INTO CANADA FOR CONSUMPTION

Articles and Countries from which Imported	MONTH OF MAY 1957		FIVE MONTHS ENDED MAY 1957		Class Number
	Quantities	Values (\$)	Quantities	Values (\$)	
PEARS FRESH	LB				15
304 ARGENTINA	27559	4025	49450	6811	
312 CHILE	13100	2288	13100	2288	
400 U STATES	680921	65244	6338046	513084	
	721580	71557	6400596	522183	
PINEAPPLES FRESH	LB				16
316 CUBA	2409258	129350	6912432	358245	
383 HAWAII	124388	9080	690632	54493	
384 P RICO	393482	22575	596377	33516	
400 U STATES	1038	74	49438	2768	
	2928166	161079	8248879	449022	
PLUMS OR PRUNES FRESH	LB				17
304 ARGENTINA			3475	861	
312 CHILE			45717	9605	
400 U STATES	13112	3061	53699	10120	
	13112	3061	102891	20586	
BERRIES FRESH N O P	LB				18
326 FINLAND			605	158	
400 U STATES			125	50	
			730	208	
STRAWBERRIES FRESH	LB				19
400 U STATES	4471457	715141	5228778	931567	
	4471457	715141	5228778	931567	
FRESH FRUITS N O P					20
383 HAWAII		404		1243	
400 U STATES		19432		72151	
		19836		73394	
APPLES DRIED	LB				31
400 U STATES	9904	3363	477417	80017	
	9904	3363	477417	80017	
APRICOTS NECTARINES DRIED	LB				32
231 HONG KONG			80	149	
234 AUSTRALIA	10000	3826	10000	3826	
372 SPAIN			129782	32222	
400 U STATES	85091	35295	282062	134122	
	95091	39121	421924	170319	
BANANAS ORIED	LB				33
400 U STATES	2000	2050	6240	6301	
	2000	2050	6240	6301	
CURRANTS DRIED	LB				34
234 AUSTRALIA			179200	23967	
400 U STATES	10598	2117	34462	6666	
	10598	2117	213662	30633	
DATES	LB				36
231 HONG KONG	1688	479	10495	2888	
342 IRAN	40855	4132	1652144	98205	
343 IRAQ			1938464	98484	
400 U STATES	13616	2757	1819518	194286	
	56159	7368	5420621	393863	
FIGS DRIED AND FIG PASTE	LB				37
366 PORTUGAL			30000	2096	
379 TURKEY			5622	843	
400 U STATES	74779	15703	359657	79353	
	74779	15703	395279	82292	
PEACHES ORIED	LB				38
400 U STATES	16605	5165	89465	28106	
	16605	5165	89465	28106	
PRUNES OR PLUMS ORIED UNPITTED	LB				39
231 HONG KONG			600	126	
400 U STATES	1491112	228269	5816687	954809	
	1491112	228269	5817287	954935	
PEARS DRIED	LB				40
400 U STATES	3620	963	27748	8119	
	3620	963	27748	8119	
RAISINS	LB				41
207 UN SO AFR	28125	4413	225000	36363	
234 AUSTRALIA			1184400	167069	
372 SPAIN	13779	1813	17219	2859	
400 U STATES	1787875	257258	6705163	941619	
	1829779	263484	8131782	1147910	
FRUITS DRIED N O P	LB				42
231 HONG KONG	2248	462	13368	4382	
347 JAPAN			300	160	
400 U STATES	43195	12235	225887	76110	
	45443	12697	239555	80652	
RASPBERRIES FROZEN 1LB OR LESS	LB				43
400 U STATES			37567	9906	
			37567	9906	
RASPBERRIES FROZEN OVER 1 LB	LB				44
354 NETHRLNDS			16219	3919	
400 U STATES	16414	3837	19414	4879	
	16414	3837	35633	8798	
STRAWBERRIES FROZN 1LB OR LESS	LB				45
400 U STATES	49740	12587	1181746	281822	
	49740	12587	1181746	281822	
STRAWBERRIES FROZEN OVER 1 LB	LB				46
352 MEXICO	240000	29246	420000	49866	
354 NETHRLNDS			896	194	
400 U STATES	105270	15606	578050	101314	
	345270	44852	998946	151374	
FRUITS N O P FROZN 1LB OR LESS	LB				47
400 U STATES	900	101	20465	3960	
	900	101	20465	3960	
FRUITS N O P FROZEN OVER 1 LB	LB				48
354 NETHRLNDS			8234	1308	
400 U STATES	192853	28959	1392941	212271	
	192853	28959	1401175	213579	

IMPORTS INTO CANADA FOR CONSUMPTION

Articles and Countries from which Imported	MONTH OF MAY 1957		FIVE MONTHS ENDED MAY 1957		Class Number
	Quantities	Values (\$)	Quantities	Values (\$)	
APRICOTS CANNED	LB				49
100 U KINGDOM	1444	231	10754	1767	
207 UN SO AFR	205950	31596	462124	81125	
234 AUSTRALIA	8100	1008	81022	10250	
400 U STATES	637267	76069	2146737	255317	
	852761	108904	2700637	348459	
PEACHES CANNED	LB				50
234 AUSTRALIA	15750	2208	136739	18554	
400 U STATES	3718969	415380	9472256	1063148	
	3734719	417588	9608995	1081702	
CHERRIES SULPHURED OR IN BRINE	LB				51
344 ITALY	407775	61066	1144416	172383	
354 NETHRLNDS			17028	1477	
	407775	61066	1161444	173860	
OLIVES SULPHURED OR IN BRINE	LB				52
231 HONG KONG			500	87	
304 ARGENTINA			1324	284	
312 CHILE	571	198	571	198	
328 FR AFRICA	27500	3498	196033	29612	
336 GREECE	148355	22756	204956	36061	
344 ITALY	79917	5547	79917	5547	
353 MOROCCO	4991	753	47329	8061	
366 PORTUGAL	146276	38554	146276	38554	
372 SPAIN	1198277	254398	2282442	527666	
400 U STATES	240798	39431	715832	132966	
	1846685	365135	3675180	779036	
LEMON ORANGE GRAPE FRUIT RINDS					53
100 U KINGDOM				206	
231 HONG KONG		597		1573	
234 AUSTRALIA		700		700	
316 CUBA				1184	
338 HAITI				1852	
344 ITALY		11397		35697	
384 P RICO		2380		7430	
400 U STATES		2128		6099	
		17202		54741	
MARMALADES CANNED	LB				54
100 U KINGDOM	213266	41943	725615	129930	
224 JAMAICA	12000	953	52800	4094	
335 GERMANY W			300	93	
400 U STATES	8532	1711	11328	2423	
	233798	44607	790043	136544	
PEARS IN CANS	LB				55
234 AUSTRALIA	7800	1088	70223	10070	
400 U STATES	482616	73399	1137282	175809	
	490416	74487	1207505	185879	
PINEAPPLE IN CANS	LB				56
207 UN SO AFR			1500	301	
218 MALAYA	188190	19794	824690	96447	
234 AUSTRALIA	204840	33985	291767	46902	
316 CUBA	20000	3240	88000	10307	
352 MEXICO	145462	14711	407200	40386	
383 HAWAII	1924585	258596	6574942	880518	
400 U STATES	3118	587	51319	7528	
	2486195	330913	8239418	1082389	
FRUITS IN CANS N O P	LB				57
100 U KINGDOM			3654	602	
215 INDIA			159	59	
231 HONG KONG	3040	779	6210	1934	
234 AUSTRALIA	98537	29276	358175	54549	
316 CUBA	9400	1632	9400	1632	
318 DENMARK			11774	2902	
320 DOM REP	7200	1325	7200	1325	
335 GERMANY W			1433	301	
344 ITALY	53925	6048	53925	6048	
347 JAPAN	220100	23500	1713879	192344	
352 MEXICO	525	63	4925	673	
354 NETHRLNDS	39358	3462	331278	56222	
375 SWEDEN	3748	617	4798	882	
383 HAWAII	1950	552	3030	794	
400 U STATES	450436	55408	2076042	248649	
	888219	122662	4585882	568916	
CHERRIES FROZEN 1LB OR LESS	LB				58
400 U STATES			240	57	
CHERRIES FROZEN OVER 1LB	LB				59
400 U STATES	243855	35108	1267230	201802	
	243855	35108	1267230	201802	
FRUITS NUTS PICKLED PRESERVED	GAL				60
100 U KINGDOM	517	2591	4680	16079	
215 INDIA			1770	3606	
224 JAMAICA			18	50	
231 HONG KONG	1024	2431	4230	8955	
316 CUBA	2220	2401	19165	12717	
327 FRANCE	548	1447	674	1764	
336 GREECE			1192	3629	
344 ITALY			1131	703	
347 JAPAN	56	198	86	281	
354 NETHRLNDS	1680	3941	8932	19249	
383 HAWAII	50	111	110	311	
400 U STATES	2275	5234	24986	36427	
	8370	18354	66974	103771	
FRUIT PULP N O P	LB				61
100 U KINGDOM			175	55	
207 UN SO AFR			105075	11546	
231 HONG KONG	2045	392	2955	546	

IMPORTS INTO CANADA FOR CONSUMPTION

Articles and Countries from which Imported	MONTH OF MAY 1957		FIVE MONTHS ENDED MAY 1957		Class Number
	Quantities	Values (\$)	Quantities	Values (\$)	
234 AUSTRALIA	29122	9291	62197	13513	
316 CUBA	60500	6072	181850	16715	
352 MEXICO			238156	20401	
354 NETHRLNDS	59545	7115	277180	38204	
372 SPAIN	13779	1206	261076	26445	
383 HAWAII	43322	4852	152455	17910	
400 U STATES	16014	4885	699615	94244	
JELLIES JAMS	224327	33813	1980734	239579	
100 U KINGDOM	198882	39109	924704	186801	62
215 INDIA			372	128	
224 JAMAICA	1620	293	12420	1166	
231 HONG KONG			11132	1755	
306 BELGIUM	454	157	454	157	
326 FINLAND			616	331	
327 FRANCE	53	67	53	67	
335 GERMANY W	960	207	5416	1125	
344 ITALY			1671	261	
354 NETHRLNDS	4431	735	23152	4036	
359 NORWAY			672	159	
375 SWEDEN	1050	315	1050	315	
376 SWITZRLND	3031	848	8699	2521	
383 HAWAII			1130	356	
400 U STATES	8080	3460	105850	31954	
GRAPEFRUIT ORANGE LEMON PULP	218561	45191	1097391	231132	
224 JAMAICA			102317	5910	63
372 SPAIN			13246	1196	
400 U STATES			38465	6004	
MIXED FRUITS IN CANS			154028	13110	
100 U KINGDOM	760	133	6295	1198	64
231 HONG KONG	210	56	210	56	
400 U STATES	7399715	945199	16474641	2109623	
ORANGE JUICE CONCENTRATED FROZ	7400685	945388	16481146	2110877	
400 U STATES	242322	598397	982287	2655743	65
FRUIT JUICE NOP CONCENTRO FROZ	242322	598397	982287	2655743	
383 HAWAII	4680	13265	7020	19006	66
400 U STATES	23205	52256	90588	215131	
LEMON JUICE CONCENTRATED FROZ	27885	65521	97608	234137	
400 U STATES	24418	49032	50678	109899	67
LEMON JUICE EXCEPT CONCENTRATD	24418	49032	50678	109899	
100 U KINGDOM			841	2227	68
400 U STATES	19102	35107	78898	137422	
ORANGE JUICE EXCEPT CONCENTRTO	19102	35107	79739	139649	
100 U KINGDOM	189	263	369	518	69
400 U STATES	629401	476865	3162972	2562203	
PECTIN	629590	477128	3163341	2562721	
100 U KINGDOM	136485	5104	216357	8237	70
318 DENMARK			980	1115	
335 GERMANY W			300	388	
400 U STATES	10859	14145	67334	95681	
LEMON JUICE CONCENTRATED FRESH	147344	19249	284971	105421	
100 U KINGDOM					71
344 ITALY	323	2411	760	4863	
400 U STATES	10552	32206	2000	12159	
ORANGE JUICE CONCENTRATO FRESH	10875	34617	24263	83289	
100 U KINGDOM			22	62	72
824 JAMAICA			437	1891	
352 MEXICO			12985	42124	
400 U STATES	36192	125242	99159	343118	
GRAPE JUICE OVER 1 GALLON	36192	125242	112603	387195	
207 UN SO AFR	5249	9248	5249	9248	73
400 U STATES	2033	10902	2614	14048	
LIME JUICE NOT REFINED	7282	20150	7863	23296	
224 JAMAICA	761	439	1182	698	74
228 LEEW WIND	823	658	823	658	
FRUIT JUICES SPIRIT FORTIFIED	1584	1097	2005	1356	
354 NETHRLNDS			20	518	75
400 U STATES	21	526	36	862	
BLENDED FRUIT JUICES	21	526	56	1380	
400 U STATES	308069	209344	1297379	893716	76
FRUIT JUICE NOP EXCEPT CONCENT	308069	209344	1897379	893716	
100 U KINGDOM	9997	15726	14557	21730	77
335 GERMANY W	95	156	95	156	
352 MEXICO	48	67	48	67	
354 NETHRLNDS	50	117	646	2176	
383 HAWAII	1265	1219	1415	1442	
400 U STATES	31811	34280	93854	102229	
GRAPEFRUIT JUICE EXCEPT CONCEN	43266	51565	110615	127800	
100 U KINGDOM	45	60	45	60	78
225 TRINIDAD			1680	1508	

IMPORTS INTO CANADA FOR CONSUMPTION

Articles and Countries from which Imported	MONTH OF MAY 1957		FIVE MONTHS ENDED MAY 1957		Class Number
	Quantities	Values (\$)	Quantities	Values (\$)	
400 U STATES	312655	181307	1443607	871192	79
PINEAPPLE JUICE EXCEPT CONCENT	312700	181367	1445332	872760	
218 MALAYA	570	320	570	320	80
234 AUSTRALIA	23775	15092	23775	15092	
352 MEXICO	2250	1302	17736	10074	
383 HAWAII	127937	81338	485563	308353	
400 U STATES	510	563	2625	1945	
FRUIT SYRUPS CONC JUICES N O P	155042	98615	530269	335784	
100 U KINGDOM	523	823	782	2860	
326 FINLAND			80	320	
327 FRANCE	613	1528	789	2861	
335 GERMANY W	623	1612	901	2766	
344 ITALY	175	662	260	1083	
354 NETHRLNDS	300	1103	1194	4585	
376 SWITZRLND	113	683	306	1422	
383 HAWAII			59336	142138	
400 U STATES	19011	56726	56491	166359	
COCOANUTS	21358	63137	120139	324394	81
222 B HOND	1550	172	9050	1002	
228 LEEW WIND			12650	1001	
316 CUBA	7600	674	23300	2376	
320 DOM REP	19000	1237	159660	11609	
339 HONOURAS	4750	371	16225	1472	
364 PHIL	30000	3600	30000	3600	
383 HAWAII	5000	384	13950	1349	
384 P RICO	39840	2196	251080	16997	
400 U STATES	5950	686	85160	7182	
COCOANUT DESICCATED	113690	9320	601075	46588	83
100 U KINGDOM	13290	1171	58290	5343	
215 INDIA			147350	16638	
217 CEYLON	664475	64596	1913358	199600	
355 INDONESIA			50000	6669	
364 PHIL	47300	5448	201300	23870	
383 HAWAII	1850	1318	3260	2526	
400 U STATES	325825	79824	1586208	384331	
COPRA NOT PREPARED	1052740	152357	3959766	639047	84
364 PHIL	5040000	335150	24758346	1621993	
ALMONDS NOT SHELLD	5040000	335150	24758346	1621993	91
400 U STATES	4000	3331	7500	4557	
BRAZIL NUTS NOT SHELLD	4000	3331	7500	4557	92
FILBERTS HAZEL NOT SHELLD	13338	1950	13338	1950	
344 ITALY			10000	3264	
400 U STATES	13338	1950	23338	5214	94
PEANUTS GREEN SHELLD OR NOT			198000	19006	
100 U KINGDOM			128700	13131	
203 B E AFR			4338700	432710	
207 UN SO AFR	544500	55012	6974799	830990	
313 CHINA	1522000	201260	17092997	1750377	
352 MEXICO	3316363	316325	35000	3280	
354 NETHRLNDS			8199430	836872	
400 U STATES	3294633	324435	36967626	3886366	
PECANS NOT SHELLD	8677496	897032			95
400 U STATES			26900	6628	
WALNUTS NOT SHELLD			26900	6628	96
313 CHINA	100800	15523	296300	43788	
344 ITALY			49626	11606	
400 U STATES			24800	9733	
OTHER NUTS NOT SHELLD	100800	15523	370726	65127	97
231 HONG KONG	1140	247	1660	357	
344 ITALY			6063	680	
400 U STATES	13464	9038	101674	43875	
ALMONDS SHELLD	14604	9285	109397	44912	101
100 U KINGDOM			9150	6907	
231 HONG KONG			288	506	
344 ITALY	5600	2895	5600	2895	
366 PORTUGAL	30533	21893	79084	57827	
372 SPAIN	155490	75819	254337	138461	
400 U STATES	11400	9971	103869	97958	
PEANUTS N O P	203023	110578	452328	304554	102
231 HONG KONG	1188	396	7604	2240	
354 NETHRLNDS	2520	587	2520	587	
400 U STATES	4071	1648	15763	6745	
WALNUTS SHELLD	7779	2631	25887	9572	103
100 U KINGDOM			5500	2326	
215 INDIA	542394	144470	1788626	528028	
231 HONG KONG	40198	12658	40198	12658	
313 CHINA	989662	335138	5894882	2102200	
327 FRANCE			29088	12994	
335 GERMANY W			34100	14703	
342 IRAN	111155	33697	185229	58021	
344 ITALY	128964	44433	171380	63574	

IMPORTS INTO CANADA FOR CONSUMPTION

Articles and Countries from which Imported	MONTH OF MAY 1957		FIVE MONTHS ENDED MAY 1957		Class Number
	Quantities	Values (\$)	Quantities	Values (\$)	
400 U STATES	31985	13908	304423	110786	
OTHER NUTS SHELLED	1844358	584304	8453426	2905290	
231 HONG KONG	LB 420	72	7045	1269	104
344 ITALY			5291	645	
372 SPAIN			3888	1533	
400 U STATES	16243	10593	60988	42589	
BRAZIL NUTS SHELLED	16663	10665	77212	46036	
308 BOLIVIA	LB 6600	3033	59322	23389	105
309 BRAZIL	25553	11508	57291	24030	
363 PERU			18348	9774	
400 U STATES			2700	1026	
CASHEW NUTS SHELLED	32153	14541	137661	58219	
215 INDIA	LB 267750	113339	507800	219508	106
400 U STATES	58098	31159	188944	102430	
PECANS SHELLED	325848	144498	696744	321938	
400 U STATES	LB 98170	73619	365578	281557	107
FILBERTS SHELLED	98170	73619	365578	281557	
335 GERMANY W	LB 8708	3505	26124	13467	108
344 ITALY	10974	4688	66966	28857	
354 NETHRLNDS	22046	9428	22046	9428	
372 SPAIN	5512	2468	44092	20900	
379 TURKEY	13062	4878	112444	50413	
400 U STATES	87020	40402	175778	89033	
ASPARAGUS FRESH	147322	65369	447450	212098	
400 U STATES	LB 2073281	227159	6129481	702745	111
BEANS GREEN FRESH	2073281	227159	6129481	702745	
231 HONG KONG	LB 500	56	500	56	112
352 MEXICO	328	64	10384	1909	
400 U STATES	1284400	122529	5710885	535708	
BEETS FRESH EXCEPT SUGAR BEETS	1285228	122649	5721769	537673	
400 U STATES	LB 817298	26103	4156281	117843	114
CABBAGE FRESH	817298	26103	4156281	117843	
381 ALASKA	LB 200	78	800	186	115
400 U STATES	15035443	305851	55144076	1498902	
CARROTS FRESH	15035643	305929	55144876	1499088	
352 MEXICO	LB 400 U STATES		15150	434	116
400 U STATES	14845375	406259	48737631	1401617	
CAULIFLOWER FRESH	14845375	406259	48752781	1402051	
400 U STATES	LB 2009577	125036	15139611	749568	117
CELERY FRESH	2009577	125036	15139611	749568	
400 U STATES	LB 12373581	527414	58765683	2541281	118
CUCUMBERS FRESH	12373581	527414	58765683	2541281	
316 CUBA	LB 400 U STATES		191386	14767	119
352 MEXICO			19465	1934	
381 ALASKA			100	59	
383 HAWAII			3675	889	
400 U STATES	1765045	127103	7041448	581368	
LETTUCE FRESH	1765045	127103	7256074	599017	
400 U STATES	LB 23203950	696724	87413600	2759889	120
MUSHROOMS TRUFFLES FRESH	23203950	696724	87413600	2759889	
231 HONG KONG	LB 61	269	990	3471	121
327 FRANCE	40	170	1135	3193	
335 GERMANY W	240	407	1865	2637	
347 JAPAN	350	660	6204	7002	
365 POLAND			490	1647	
400 U STATES	122607	36763	655550	189626	
ONIONS FRESH	123298	38269	666234	207576	
207 UN SO AFR	LB 74800	2935	304500	12604	122
236 NEW ZEAL	498996	16190	202716	7601	
312 CHILE	958656	25910	2795415	95468	
322 EGYPT	270855	10551	958656	25910	
352 MEXICO	11734351	475457	347500	14783	
400 U STATES	13537658	531043	46262269	1726125	
PEAS GREEN FRESH	LB 342964	24234	313391	20990	123
352 MEXICO	342964	24234	533459	44399	
400 U STATES			846850	65389	
POTATOES SWEET AND YAMS FRESH	CWT 20	128	77	573	124
231 HONG KONG	4622	37327	43127	292688	
400 U STATES	4642	37455	43204	293261	
POTATOES FRESH EXCEPT SEED	CWT 311320	611980	981016	1941662	125
400 U STATES	311320	611980	981016	1941662	
SPINACH FRESH	LB 874115	42256	5303097	303186	126
400 U STATES	874115	42256	5303097	303186	
TOMATOES FRESH	LB 224 JAMAICA		25524	2024	127

IMPORTS INTO CANADA FOR CONSUMPTION

Articles and Countries from which Imported	MONTH OF MAY 1957		FIVE MONTHS ENDED MAY 1957		Class Number
	Quantities	Values (\$)	Quantities	Values (\$)	
227 BAHAMAS			93824	6122	
316 CUBA			168940	27371	
352 MEXICO	4820397	407467	45236211	2448578	
381 ALASKA	400	220	400	220	
400 U STATES	13858814	1459007	27934816	2398915	
	18679611	1866694	73459715	4883230	
VEGETABLES FRESH N O P	LB				128
231 HONG KONG	3900	343	152660	11045	
304 ARGENTINA	2285	538	13243	3126	
306 BELGIUM			1226	412	
312 CHILE	4693	912	22647	4379	
316 CUBA			2750	338	
344 ITALY			1540	187	
347 JAPAN	1400	301	1400	301	
352 MEXICO	76568	10058	347770	33803	
363 PERU			1250	437	
372 SPAIN			26250	4000	
383 HAWAII			2165	432	
400 U STATES	6580605	442710	33920022	2220021	
	6669451	454862	34492923	2278481	
VEGETABLES FROZEN 1LB OR LESS	LB				129
400 U STATES	672553	123335	3997468	764610	
	672553	123335	3997468	764610	
VEGETABLES FROZEN OVER 1 LB	LB				130
400 U STATES	405216	54766	3015045	391539	
	405216	54766	3015045	391539	
MUSTARD LIQUID					131
231 HONG KONG				1258	
306 BELGIUM				64	
327 FRANCE		1865		6556	
335 GERMANY W		654		5286	
354 NETHRLNDS		81		740	
400 U STATES		185		4161	
		2785		18065	
PASTE HASH VEGETABLE MEAT FISH	LB				132
100 U KINGDOM			18468	3578	
231 HONG KONG	180	90	2555	1512	
318 DENMARK			1127	970	
327 FRANCE	410	233	4672	3132	
344 ITALY	3981	1881	8499	5511	
347 JAPAN	244	76	480	155	
354 NETHRLNDS	101	78	1215	411	
359 NORWAY			2181	901	
376 SWITZRLND			408	99	
381 ALASKA			544	220	
389 IRELAND	12000	1708	12000	1708	
400 U STATES	354805	95471	1199940	285010	
	371721	99537	1252089	303207	
POTATOES DRIED	LB				133
100 U KINGDOM	60850	15638	99650	24919	
354 NETHRLNDS			13464	4245	
400 U STATES	3282	637	28944	5210	
	64132	16275	142058	34374	
VEGETABLES DRIED N D P	LB				134
231 HONG KONG	12918	3545	40845	12779	
322 EGYPT	6676	1607	6676	1607	
327 FRANCE			1200	540	
335 GERMANY W			4409	1659	
344 ITALY			2848	1004	
347 JAPAN			1742	747	
354 NETHRLNDS	781	599	2384	1700	
400 U STATES	224492	40259	1577358	342784	
	244867	46010	1637462	362820	
TOMATO JUICE CONCENTRATED	LB				136
TOMATOES CANNED	LB				137
344 ITALY	261831	18212	1350290	95722	
352 MEXICO			149500	10656	
372 SPAIN	241785	17235	241785	17235	
381 ALASKA	390	51	390	51	
400 U STATES	1572313	119335	9931321	762399	
	2076319	154833	11673286	886063	
TOMATO PASTE CANNED	LB				138
304 ARGENTINA			36000	3744	
344 ITALY	442536	62295	1026105	138243	
354 NETHRLNDS			926	220	
372 SPAIN			29762	3600	
400 U STATES	674317	93145	2732232	385209	
	1116853	155440	3825025	531016	
TOMATO PULP AND PUREE CANNED	LB				139
400 U STATES	52391	3412	319881	22233	
	52391	3412	319881	22233	
TOMATO JUICE EXCEPT CONCENTRTD	LB				140
400 U STATES	9397890	703730	24371071	1610227	
	9397890	703730	24371071	1610227	
ASPARAGUS IN CANS	LB				141
327 FRANCE	793	205	793	205	
400 U STATES	169797	38539	495022	113186	
	170590	38744	495815	113391	
CORN IN CANS	LB				143
400 U STATES	1340931	174801	5382504	681055	
	1340931	174801	5382504	681055	
MUSHROOMS AND TRUFFLES IN CANS	LB				144
100 U KINGDOM			237	177	
231 HONG KONG	100	211	1107	3500	
327 FRANCE	12388	4979	26026	11986	

IMPORTS INTO CANADA FOR CONSUMPTION

Articles and Countries from which Imported	MONTH OF MAY 1957		FIVE MONTHS ENDED MAY 1957		Class Number
	Quantities	Values (\$)	Quantities	Values (\$)	
335 GERMANY W			450	285	
344 ITALY			835	1021	
347 JAPAN			1523	1638	
376 SWITZRLND			136	77	
400 U STATES	65	58			
	44300	16424	204741	72790	
	56853	21672	235055	91474	
PEAS IN CANS	LB				145
100 U KINGDOM	700	105	700	105	
306 BELGIUM			2400	445	
327 FRANCE			3269	799	
400 U STATES					
	105759	12733	1144338	128929	
	106459	12838	1150707	130278	
VEGETABLE JUICE N O P CANNED	LB				146
400 U STATES					
	20898	2798	95568	11427	
	20898	2798	95568	11427	
VEGETABLES N O P IN CANS	LB				147
100 U KINGDOM			1840	311	
231 HONG KONG	7952	1662	52830	9909	
306 BELGIUM			17501	3715	
327 FRANCE	4800	841	7498	1464	
335 GERMANY W	5693	826	64658	7290	
344 ITALY			4883	862	
347 JAPAN	3742	938	9181	2330	
354 NETHRLNDS	9025	968	79048	9072	
400 U STATES	586832	58314	2445174	223771	
	618044	63549	2682613	258724	
PIMENTOS IN CANS	LB				148
372 SPAIN	39674	5839	93338	11872	
400 U STATES	6513	2032	99371	21970	
	46187	7871	192709	33842	
BEANS GREEN OR WAX CANNED	LB				149
306 BELGIUM			9120	1772	
327 FRANCE			1356	320	
354 NETHRLNDS	899	134	23780	3562	
400 U STATES	4580	421	607770	51240	
	5479	555	642026	56894	
BEANS BAKED CANNED	LB				150
347 JAPAN			225	61	
400 U STATES	357412	30411	1728588	145507	
	357412	30411	1728813	145568	
PICKLES PACKAGED	GAL				151
RETAIL SALE					
100 U KINGDOM	4052	11139	11740	32029	
231 HONG KONG	1007	1380	1956	2791	
234 AUSTRALIA			72	334	
306 BELGIUM			36	143	
317 CZECHO S			105	136	
327 FRANCE	298	1361	298	1361	
335 GERMANY W			2154	2783	
344 ITALY			15	196	
347 JAPAN	310	665	551	1360	
354 NETHRLNDS	27	92	27	92	
400 U STATES	60370	73810	269245	357724	
	66064	88447	286199	398949	
PICKLES N O P	GAL				152
100 U KINGDOM	627	1563	1397	4046	
227 BAHAMAS	220	132	6895	5712	
231 HONG KONG	974	1407	5001	6721	
335 GERMANY W	132	116	874	1362	
336 GREECE			6680	5590	
344 ITALY	32458	30257	53514	48526	
347 JAPAN	320	712	3193	4687	
354 NETHRLNDS	12543	15622	120783	133718	
372 SPAIN	17162	13718	85597	69620	
388 YUGO SLAV			3300	2180	
400 U STATES	88512	46395	448775	242455	
	152948	109922	736009	524617	
SAUCES N O P	GAL				153
100 U KINGDOM	1212	3177	3472	8853	
215 INDIA	37	194	213	498	
224 JAMAICA			22	94	
231 HONG KONG	2033	5273	7540	15298	
318 DENMARK			84	399	
327 FRANCE			26	108	
335 GERMANY W	37	180	82	392	
347 JAPAN	788	1083	1003	1316	
354 NETHRLNDS	6	66	1173	8060	
400 U STATES	39409	92397	167852	390416	
	43522	102370	181467	425434	
SAUCES SOY	GAL				155
231 HONG KONG	13587	7933	34295	23263	
347 JAPAN	1520	1569	4572	5347	
400 U STATES	4101	4658	15921	17545	
	19208	14160	54788	46155	
KETCHUP	GAL				156
400 U STATES	31856	41507	167226	207838	
	31856	41507	167226	207838	
BARLEY BUCKWHEAT AND RYE	BUSH				161
400 U STATES	988	2570	1080	2785	
	988	2570	1080	2785	
BEANS SOYA	BUSH				162
231 HONG KONG			72	550	
400 U STATES	992817	2339403	2072207	1871939	
	992817	2339403	2072279	1872489	
BEANS N O P	LB				163
100 U KINGDOM	1000	144	185767	14429	
203 B E AFR	51600	3138	863777	60423	

IMPORTS INTO CANADA FOR CONSUMPTION

Articles and Countries from which Imported	MONTH OF MAY 1957		FIVE MONTHS ENDED MAY 1957		Class Number
	Quantities	Values (\$)	Quantities	Values (\$)	
205 RHOD NYAS			18450	1143	
231 HONG KONG		2361	334700	32623	
304 ARGENTINA			7714	442	
312 CHILE	131032	7707	191989	11409	
327 FRANCE	1653	329	4056	1135	
344 ITALY			66027	7614	
347 JAPAN			2000	437	
354 NETHRLNDS			19393	3134	
363 PERU	4343	1718	130170	20571	
371 THAILAND	4960	521	25298	2657	
400 U STATES	382193	37807	1840353	214076	
	601531	53725	3689694	370093	
INDIAN CORN					167
400 U STATES	BUSH				
	1540807	2038167	4272440	5936869	
	1540807	2038167	4272440	5936869	
OATS					168
400 U STATES	BUSH				
			5387	6829	
			5387	6829	
PEAS SPLIT					169
100 U KINGDOM	LB				
	14000	1271	15680	1426	
234 AUSTRALIA			16800	998	
354 NETHRLNDS			2110	301	
400 U STATES			175936	15267	
	50680	4880	210526	17992	
PEAS N O P					170
100 U KINGDOM	LB				
			40000	4470	
215 INDIA			6724	1101	
231 HONG KONG			400	59	
236 NEW ZEAL			13506	982	
352 MEXICO			55000	7064	
354 NETHRLNDS			5080	793	
400 U STATES			522960	54224	
	19140	1660	643670	68693	
	19140	1660			
RICE UNCLEAEO UNHULLED PADDY					171
304 ARGENTINA	CWT				
	10411	48274	32702	146525	
352 MEXICO		65376	40938	199307	
400 U STATES		11775	70535	381542	
	2455				
	26094	125425	144175	727374	
RICE CLEANED					172
100 U KINGDOM	CWT				
			4402	29823	
231 HONG KONG		848	170	1554	
304 ARGENTINA		70435	46329	165521	
344 ITALY		4131	4715	42060	
352 MEXICO			33070	111600	
354 NETHRLNDS			49	496	
386 URUGUAY			2205	7488	
400 U STATES			112227	955976	
	20888	184276			
	39988	259690	203167	1314518	
WHEAT					174
400 U STATES	BUSH				
	16417	61974	131812	589012	
	16417	61974	131812	589012	
ALFALFA OR GRASS MEAL DEHYD					180
400 U STATES	CWT				
	9715	23910	41706	121835	
	9715	23910	41706	121835	
BARLEY POT PEARL ROAST GROUND					181
400 U STATES	LB				
	1200	150	3720	501	
	1200	150	3720	501	
BRAN AND MILL FEED					182
100 U KINGDOM	CWT				
			28	117	
400 U STATES			36131	61901	
	5124	9563			
	5124	9563	36159	62018	
BUCKWHEAT MEAL OR FLOUR					183
	CWT				
CORN MEAL					184
400 U STATES	BRL				
	1135	7357	3816	25337	
	1135	7357	3816	25337	
HOMINY CRACKED OR DRIED CORN					185
400 U STATES	CWT				
	13473	43413	63729	221205	
	13473	43413	63729	221205	
MALT FLOUR					187
400 U STATES	LB				
	10000	742	46650	3793	
	10000	742	46650	3793	
OATMEAL AND ROLLED OATS					188
100 U KINGDOM	LB				
	1000	108	3280	396	
	1000	108	3280	396	
RICE STARCH FLOUR MEAL FEED					189
231 HONG KONG	LB				
	8400	1301	25440	3990	
327 FRANCE		82	551	82	
347 JAPAN			544	118	
400 U STATES			348520	34841	
	8951	1383	375055	39031	
RYE FLOUR					191
400 U STATES	BRL				
			1102	7394	
			1102	7394	
SAGO AND CASSAVA FLOUR EDIBLE					192
218 MALAYA	LB				
			4480	233	
309 BRAZIL		3115	165040	11911	
400 U STATES		1251	56260	5992	
	45259	4366	225780	18136	
SEMOLINA					193
	CWT				
WHEAT FLOUR					194
100 U KINGDOM	CWT				
	11	53	11	53	
400 U STATES					
	20	220	1520	9045	
	31	273	1531	9098	

IMPORTS INTO CANADA FOR CONSUMPTION

Articles and Countries from which Imported	MONTH OF MAY 1957		FIVE MONTHS ENDED MAY 1957		Class Number
	Quantities	Values (\$)	Quantities	Values (\$)	
BISCUITS AND BREAD DIETARY					
100 U KINGDOM		4675		16114	201
327 FRANCE				2413	
335 GERMANY W		466		1136	
400 U STATES		5215		12119	
		10356		31782	
BISCUITS NOT SWEETENED N O P	LB				203
100 U KINGDOM	68202	21824	221468	73590	
231 HONG KONG			733	374	
306 BELGIUM			377	194	
318 DENMARK			11192	2414	
326 FINLAND			4961	1028	
327 FRANCE			480	1165	
335 GERMANY W	2117	258	7860	1954	
347 JAPAN	3960	1110	12731	4574	
354 NETHRLNDS	2514	529	28496	6879	
359 NORWAY	12734	1932	25290	3672	
375 SWEDEN	51599	8587	210004	37782	
400 U STATES	144171	41778	711914	225003	
	285297	76018	1235506	358629	
BISCUITS SWEETENED N O P	LB				204
100 U KINGDOM	632835	234370	2397344	904832	
231 HONG KONG	144	79	3166	1788	
305 AUSTRIA			3090	788	
306 BELGIUM	19629	7203	83192	27905	
318 DENMARK	3805	806	24514	5795	
327 FRANCE			9207	4323	
335 GERMANY W	1104	554	16293	5761	
344 ITALY			5155	1205	
347 JAPAN	1295	470	2985	1144	
354 NETHRLNDS	17347	4283	64895	16918	
376 SWITZRLND	1270	752	2620	1502	
400 U STATES	154412	37334	785700	202169	
	831841	285851	3398161	1174130	
BREAD PASSOVER MATZO PRODUCTS					205
400 U STATES				264341	
				264341	
CEREAL FOODS 25 POUNDS OR LESS	LB				206
100 U KINGDOM			1904	511	
231 HONG KONG			3840	1266	
335 GERMANY W	1348	437	20613	3556	
347 JAPAN	1733	271	975	384	
354 NETHRLNDS	680	249	36479	3813	
400 U STATES	6664	826	1037929	210989	
	225526	45851	1101742	220519	
	235951	47634			
CEREAL FOODS PREPARED N O P					207
100 U KINGDOM		359		10668	
236 NEW ZEAL				468	
335 GERMANY W		432		2233	
347 JAPAN		267		552	
400 U STATES		103340		395176	
		104398		409097	
MACARONI AND VERMICELLI	LB				208
231 HONG KONG	5530	1222	20540	4410	
327 FRANCE			926	193	
347 JAPAN	1063	119	2863	325	
354 NETHRLNDS			17491	1946	
400 U STATES	121626	19448	843558	134081	
	128219	20789	885378	140955	
MILK FOODS N O P	CWT				209
100 U KINGDOM	11	259	29	1025	
318 DENMARK			4	196	
335 GERMANY W			35	1533	
359 NORWAY	7	533	184	5364	
400 U STATES	876	27022	2145	104706	
	894	27814	2397	112824	
ARROWROOT	LB				221
228 LEEW WIND	5000	640	215000	21906	
231 HONG KONG			400	54	
	5000	640	215400	21960	
MALT WHOLE CRUSHED OR GROUND	LB				224
400 U STATES			42000	2058	
			42000	2058	
SAGO AND TAPIOCA	LB				225
218 MALAYA	59300	3865	119223	7393	
309 BRAZIL	500	58	9600	1203	
355 INDONESIA	33379	3368	125317	11527	
400 U STATES	75400	12213	355800	58082	
	168579	19504	609940	78205	
ALL OTHER BREADSTUFFS N O P					226
231 HONG KONG				1597	
400 U STATES		191		10280	
		191		11877	
COCONUT OIL N O P EDIBLE	CWT				231
100 U KINGDOM	624	9225	3993	60321	
354 NETHRLNDS			166	2197	
389 IRELAND	41	611	41	611	
400 U STATES	21	403	341	5860	
	686	10239	4541	68989	
COTTON SEED OIL N O P EDIBLE	CWT				233
400 U STATES	2334	35990	6369	104238	
	2334	35990	6369	104238	
OLIVE OIL N O P EDIBLE	CWT				234
327 FRANCE	441	13953	349	12134	
328 FR AFRICA			1819	57757	
336 GREECE	1165	36965	1405	45831	

IMPORTS INTO CANADA FOR CONSUMPTION

Articles and Countries from which Imported	MONTH OF MAY 1957		FIVE MONTHS ENDED MAY 1957		Class Number
	Quantities	Values (\$)	Quantities	Values (\$)	
344 ITALY	1074	38933	3360	120960	
372 SPAIN	180	6041	180	6041	
391 LEBANON			4	117	
400 U STATES	266	11806	860	35084	
	3126	107698	7977	277924	
PEANUT OIL N O P EDIBLE	CWT				235
231 HONG KONG	184	4693	397	10051	
400 U STATES	163	4352	847	23622	
	347	9045	1244	33673	
SOYA BEAN OIL N O P EDIBLE	CWT				236
400 U STATES	20413	246632	73734	1032820	
	20413	246632	73734	1032820	
CHOCOLATES IN RETAIL PACKAGES	LB				239
100 U KINGDOM	72481	30256	566715	293998	
305 AUSTRIA			5764	4924	
306 BELGIUM			1387	673	
317 CZECHOS			3600	1812	
327 FRANCE			14035	5705	
335 GERMANY W			14579	7104	
344 ITALY			9097	4981	
354 NETHRLNDS	1391	956	20551	10040	
375 SWEDEN			1020	644	
376 SWITZRLND	11421	6474	37961	21420	
400 U STATES	23809	9670	82955	34845	
	109102	47356	757664	386146	
CONFECTIONERY CHOCOLATE N O P	LB				240
100 U KINGDOM	244796	88809	1312953	4888888	
305 AUSTRIA			3097	1629	
306 BELGIUM	649	479	44379	15978	
317 CZECHOS			60275	17163	
318 DENMARK			3725	1446	
327 FRANCE	17636	5031	90390	26560	
335 GERMANY W	14551	6101	253638	101366	
344 ITALY			8038	2909	
354 NETHRLNDS	14257	4475	152792	62420	
359 NORWAY	749	311	749	311	
360 ISRAEL			36876	14019	
375 SWEDEN	9341	3177	18460	6100	
376 SWITZRLND	13029	2275	31853	15627	
400 U STATES	99188	31365	564285	189661	
	414196	142023	2581510	944077	
OTHER CONFECTIONS SWEETENED	LB				242
100 U KINGDOM	59610	15113	180592	48908	
231 HONG KONG	2315	647	5227	1685	
305 AUSTRIA			934	360	
306 BELGIUM	484	124	3698	686	
318 DENMARK	2000	735	8720	3697	
327 FRANCE	2810	831	9918	2707	
335 GERMANY W	8195	1990	13937	4661	
344 ITALY			2823	1319	
354 NETHRLNDS	9323	1157	55364	7199	
383 HAWAII	3893	524	3893	524	
400 U STATES	180104	47553	747422	210512	
	268734	68674	1032528	282258	
FRUITS PEELS CANDIED	LB				243
231 HONG KONG			4616	622	
234 AUSTRALIA	2000	312	2000	312	
327 FRANCE	28055	7569	42545	10942	
344 ITALY			33059	6649	
354 NETHRLNDS			887	375	
400 U STATES	1206	377	102131	34817	
	31261	8258	185238	53717	
GINGER PRESERVED	LB				244
100 U KINGDOM	120	62	750	464	
231 HONG KONG	83437	16497	97600	19237	
347 JAPAN	750	181	750	181	
400 U STATES			240	72	
	84307	16740	99340	19954	
SUGAR CANDY CONFECTIONERY NOP	LB				246
100 U KINGDOM	835306	190884	4376007	881310	
207 UN SO AFR			8830	3634	
223 BARBADOS	5484	825	5484	825	
224 JAMAICA			2700	340	
231 HONG KONG	8668	1748	21288	5585	
234 AUSTRALIA	596	114	596	114	
305 AUSTRIA	8042	1802	19526	5740	
306 BELGIUM	3852	1091	5080	1390	
316 CUBA	73153	8372	134596	15767	
318 DENMARK	29497	6899	121475	28176	
326 FINLAND			2646	989	
327 FRANCE	1790	1064	14978	5835	
335 GERMANY W	23275	8533	50094	16169	
336 GREECE			788	197	
344 ITALY	6556	4211	34303	16082	
347 JAPAN			3155	1033	
354 NETHRLNDS	75342	15077	225115	53012	
360 ISRAEL			24618	5035	
375 SWEDEN	77852	12949	123915	20649	
376 SWITZRLND	1056	437	3006	1041	
384 P RICO	6440	1640	6440	1640	
389 IRELAND	5376	1570	5376	1570	
400 U STATES	231606	55125	809537	215501	
	1393891	312341	5999553	1281634	
BUBBLE GUM	LB				247
100 U KINGDOM	5250	1927	11200	3277	
318 DENMARK	32548	11350	49869	17494	

IMPORTS INTO CANADA FOR CONSUMPTION

Articles and Countries from which Imported	MONTH OF MAY 1957		FIVE MONTHS ENDED MAY 1957		Class Number
	Quantities	Values (\$)	Quantities	Values (\$)	
354 NETHRLNDS			2218	815	
400 U STATES	89839	24841	356258	98737	
	127637	38118	419545	120323	
CHEWING GUM N O P	LB				249
100 U KINGDOM			10173	3552	
318 DENMARK			2208	428	
354 NETHRLNDS			1903	447	
400 U STATES	61434	14663	171082	42246	
	61434	14663	185366	46673	
GLUCOSE AND SYRUP CORN SYRUP	CWT				251
100 U KINGDOM	351	2155	579	3562	
354 NETHRLNDS			98	970	
400 U STATES	13345	109657	58253	469673	
	13696	111812	58930	474205	
MOLASSES OF CANE NOP	GAL				252
223 BARBADOS	1083	280	7165	1892	
224 JAMAICA			8750	1245	
225 TRINIDAD	1961760	467144	2087360	483472	
228 LEEW WIND			8967	2865	
316 CUBA	668447	161710	668447	161710	
400 U STATES	107170	27216	662546	160437	
	2738460	656350	3443235	811621	
LIQUID OR INVERT SUGAR	CWT				254
100 U KINGDOM			199	1523	
354 NETHRLNDS			22	201	
400 U STATES	39	254	276	2436	
	39	254	497	4160	
MOLASSES FOR HUMAN CONSUMPTION	GAL				255
100 U KINGDOM			565	430	
223 BARBADOS	37192	24191	753887	430868	
228 LEEW WIND	57792	4392	57792	4392	
316 CUBA	60608	27230	692661	276469	
400 U STATES	6385	3019	59621	41222	
	161977	58832	1564526	753381	
SYRUPS OF CANE OR BEET NOP	GAL				256
100 U KINGDOM	334	409	10128	13063	
354 NETHRLNDS	38	77	142	243	
400 U STATES	46	246	549	1296	
	418	732	10819	14602	
SUGAR RAW IMPORTED BY REFINERS	CWT				262
204 MAURITIUS			393954	2164538	
221 B GUIANA	370523	2123656	630812	3413703	
223 BARBADOS	179200	1135625	291200	1777097	
224 JAMAICA	483947	2968250	731342	4250899	
225 TRINIDAD	211740	1373948	256540	1638929	
228 LEEW WIND	171360	1175958	193760	1307315	
234 AUSTRALIA			437560	1332649	
235 FIJI	130084	860726	315371	1713044	
316 CUBA	81252	457987	404364	1946228	
	1628106	10096150	3654903	19544402	
SUGAR RAW N O P	CWT				263
221 B GUIANA	1916	10887	16635	78937	
316 CUBA	49243	263925	49243	263925	
	51159	274812	65878	342862	
SUGAR REFINED	CWT				264
100 U KINGDOM	11	111	47	304	
354 NETHRLNDS	11	165	11	165	
400 U STATES	304	3021	739	7202	
	326	3297	797	7671	
SUGAR AND SYRUP MAPLE	LB				265
400 U STATES			160	70	
			160	70	
COCOA BEANS NOT ROASTED	CWT				271
100 U KINGDOM			1446	35750	
210 G COAST	53796	1260803	53796	1260803	
211 NIGERIA	33481	748399	44593	977130	
217 CEYLON			2464	51307	
224 JAMAICA	988	19249	3063	64546	
225 TRINIDAD	400	5901	3800	90274	
228 LEEW WIND	688	17008	1488	33683	
309 BRAZIL			5395	122982	
320 DOM REP			452	9747	
321 ECUADOR	148	4321	2389	64092	
387 VENEZUELA	958	23860	3672	88907	
400 U STATES	1235	30037	43631	1028046	
	91694	2109578	166189	3827267	
COCOA BUTTER	LB				273
100 U KINGDOM	227221	132015	565756	325510	
224 JAMAICA	100544	46793	410758	193550	
225 TRINIDAD			1680	939	
309 BRAZIL	165345	122002	175925	127515	
327 FRANCE	55115	30315	55115	30315	
328 FR AFRICA			66138	38388	
344 ITALY	154301	75306	407870	199918	
354 NETHRLNDS	148354	73798	325740	163879	
400 U STATES	225901	139371	1070931	634174	
	1076781	619600	3079913	1714188	
COCOA PASTE NOT SWEETENED	LB				274
100 U KINGDOM			203604	48962	
309 BRAZIL	154322	15508	511672	63652	
335 GERMANY W			5512	1045	
354 NETHRLNDS	6000	2094	474854	89078	
372 SPAIN	22046	2315	22490	2457	
400 U STATES	300	145	11900	4091	
	182668	20062	1230032	209285	

IMPORTS INTO CANADA FOR CONSUMPTION

Articles and Countries from which Imported	MONTH OF MAY 1957		FIVE MONTHS ENDED MAY 1957		Class Number
	Quantities	Values (\$)	Quantities	Values (\$)	
COCOA PASTE SWEETENED	LB				275
100 U KINGDOM			21704	7782	
354 NETHRLNDS	1300	371	1740	541	
400 U STATES	4000	1520	74980	23840	
	5300	1891	98424	32163	
COCOA OR CHOCOLATE POWDER	LB				276
100 U KINGDOM	168530	62059	788256	302396	
327 FRANCE	110215	11208	322683	42393	
335 GERMANY W	4409	1245	47398	6673	
344 ITALY			200	157	
354 NETHRLNDS	95665	18704	540201	111723	
400 U STATES	58993	15086	568112	189364	
	437812	108302	2266850	652706	
COCOA AND CHOCOLATE PREPS NOP	LB				277
100 U KINGDOM	79027	23123	226586	67022	
306 BELGIUM	1400	594	1951	1202	
317 CZECHOS			1800	725	
327 FRANCE			7837	3713	
335 GERMANY W	33069	2662	36292	5023	
354 NETHRLNDS	12811	3623	58049	14245	
389 IRELAND			44706	13074	
400 U STATES	45747	10994	362343	80540	
	172054	40996	739564	185544	
CHICORY	LB				282
306 BELGIUM			44673	3036	
327 FRANCE	7500	451	16125	970	
354 NETHRLNDS	4930	395	38900	2937	
400 U STATES	7831	2822	38653	14039	
	20261	3668	138351	20982	
COFFEE GREEN	LB				283
100 U KINGDOM			13836	4667	
202 ADEN			26245	14915	
203 B E AFR	601372	237117	4304083	2077707	
224 JAMAICA	10000	4690	31600	16210	
225 TRINIDAO	10000	2850	206275	69178	
307 BEL CONGO	3277	1950	152880	76044	
309 BRAZIL	3473078	1825945	19738990	10632879	
314 COLOMBIA	2342264	1468745	11888634	7457933	
315 C RICA	69147	43526	606982	396448	
316 CUBA			74784	43390	
320 DOM REP	40475	21936	528676	315597	
321 ECUADOR	43650	24068	253237	139960	
323 EL SALVO			623715	346273	
325 ETHIOPIA			17705	10878	
328 FR AFRICA			54915	16475	
337 GUATEMALA	308333	182022	2495005	1468905	
338 HAITI	69203	36779	122026	57157	
339 HONDURAS	17322	9833	24865	13426	
352 MEXICO	762672	430299	2533776	1449231	
358 NICARAGUA	79898	45910	263071	151815	
363 PERU			7522	4257	
383 HAWAII			47500	30708	
387 VENEZUELA			110675	69628	
400 U STATES	525280	208015	2122693	966367	
	8355971	4543685	45649690	25830048	
COFFEE ROASTED AND SUBSTITUTES	LB				286
100 U KINGDOM	820	466	820	466	
224 JAMAICA	13700	7062	187526	88192	
335 GERMANY W	172	142	227	213	
344 ITALY	1323	1440	1323	1440	
383 HAWAII			240	247	
400 U STATES	177329	130456	826225	637562	
	193344	139566	1016361	728120	
COFFEE EXTRACT OF N O P	LB				287
100 U KINGDOM	5175	1868	57728	19560	
335 GERMANY W	2976	1074	4191	1510	
354 NETHRLNDS	480	1690	480	1690	
376 SWITZRLNO	320	1704	421	2253	
400 U STATES	402282	945349	2002601	4640132	
	411233	951685	2065421	4665145	
CLOVES UNGROUND	LB				291
203 B E AFR	15680	5814	53760	19667	
217 CEYLON	3360	416	3360	416	
333 MADAGASCAR	8800	3810	24194	9743	
400 U STATES	426	236	1395	968	
	28266	10276	82709	30794	
GINGER UNGROUND	LB				292
100 U KINGDOM	5642	4348	17142	7271	
212 S LEONE	17993	4413	17993	4413	
215 INOIA	28000	4295	153759	24733	
224 JAMAICA	154862	68546	162722	73643	
231 HONG KONG	500	53	20110	1828	
316 CUBA			2360	165	
383 HAWAII			7010	1245	
384 P RICO			2000	262	
400 U STATES			2032	734	
	206997	81655	385128	114294	
MUSTARD GROUND	LB				293
100 U KINGDOM	47024	21844	116068	54216	
400 U STATES	8400	1832	59047	16940	
	55424	23676	175115	71156	
NUTMEGS AND MACE UNGROUND	LB				294
100 U KINGDOM	7374	15078	33739	63718	
215 INOIA	2240	510	2240	510	
228 LEEW WIND	4000	8466	39596	87001	
354 NETHRLNDS	2492	5952	4275	9776	

IMPORTS INTO CANADA FOR CONSUMPTION

Articles and Countries from which Imported	MONTH OF MAY 1957		FIVE MONTHS ENDED MAY 1957		Class Number
	Quantities	Values (\$)	Quantities	Values (\$)	
400 U STATES			29995	17887	
NUTMEGS AND MACE GROUND	16106	30006	109845	178892	295
400 U STATES	212	773	2330	6089	
PEPPER UNGROUND	212	773	2330	6089	296
100 U KINGDOM	1531	433	25703	5275	
203 B E AFR			4599	1286	
211 NIGERIA	4480	896	4480	896	
215 INDIA	167420	32465	857100	165025	
218 MALAYA	4480	910	227360	58984	
219 BEI OTHER			19040	5469	
347 JAPAN	9300	1988	40400	8733	
388 YUGO SLAV			11000	4435	
400 U STATES	1232	623	32602	10582	
SPICES M O P UNGROUND	188443	37315	1222284	260685	297
217 CEYLON	2240	3061	4965	5844	
224 JAMAICA	11340	5947	52780	32577	
231 HONG KONG	33752	3520	106828	11048	
352 MEXICO	4497	940	17590	5009	
354 NETHRLNDS	7622	2040	34356	5636	
355 INDONESIA			8818	917	
400 U STATES	1364	171	41777	9220	
GINGER AND SPICES MOP GROUND	60815	15679	267114	70251	298
100 U KINGDOM	558	434	4965	3899	
215 INDIA	5040	959	7378	1517	
231 HONG KONG	448	166	448	166	
335 GERMANY W			450	356	
354 NETHRLNDS			491	427	
372 SPAIN	35750	9914	292050	116965	
388 YUGO SLAV			6723	2040	
400 U STATES	17457	11461	109154	71652	
TONQUIN BEANS CRUDE	59253	22934	421659	197022	299
309 BRAZIL			1102	1207	
VANILLA BEANS CRUDE			1102	1207	300
327 FRANCE	176	1052	181	1113	
352 MEXICO			4793	32844	
400 U STATES	8552	59390	23487	159666	
SEEDS AROMATIC CRUDE UNGROUND	8728	60442	28461	193623	301
215 INDIA			5608	3286	
335 GERMANY W			920	581	
337 GUATEMALA	198	451	441	1186	
353 MOROCCO	18815	1191	103416	6467	
354 NETHRLNDS	5500	652	57181	7280	
372 SPAIN			2750	515	
400 U STATES	14350	1205	27912	3445	
TEA BLACK	38863	3499	198228	22760	319
100 U KINGDOM	248524	149914	791011	519571	
203 B E AFR	178136	105371	730416	403410	
215 INDIA	1506851	735834	10217090	5602829	
216 PAKISTAN	5562	2506	155061	70346	
217 CEYLON	1744734	947656	9567185	5571512	
218 MALAYA			45980	21379	
231 HONG KONG	21673	11076	61506	27335	
313 CHINA			9994	3474	
347 JAPAN	56980	10888	135817	26197	
354 NETHRLNDS	22346	12991	47681	26677	
355 INDONESIA	13628	6344	180964	91512	
393 TAIWAN	375	246	84346	22354	
400 U STATES	64075	31737	209175	127146	
TEA GREEN	3862884	2014563	22236226	12513742	320
100 U KINGDOM			728	840	
231 HONG KONG	2120	1014	16282	8065	
347 JAPAN	24879	5203	145449	47581	
354 NETHRLNDS			400	307	
400 U STATES	900	348	1953	754	
VINEGAR	27899	6565	164812	57547	341
100 U KINGDOM			19	79	
231 HONG KONG	83	67	83	67	
327 FRANCE	749	1440	991	1830	
344 ITALY	672	1485	672	1485	
347 JAPAN			57	58	
400 U STATES	7190	1827	11318	8122	
YEAST IN CAKES AND PACKAGES	8694	4819	13140	11641	352
100 U KINGDOM	7000	598	33750	2587	
344 ITALY	342	100	1206	520	
400 U STATES	1654	1010	9505	5737	
YEAST IN BULK	8996	1708	44461	8844	353
400 U STATES	200	240	13370	4049	
HOPS	200	240	13370	4049	353
335 GERMANY W			2016	2243	362
388 YUGO SLAV			16613	18436	
400 U STATES	8787	4587	270160	171049	
	8787	4587	288789	191728	

IMPORTS INTO CANADA FOR CONSUMPTION

Articles and Countries from which Imported	MONTH OF MAY 1957		FIVE MONTHS ENDED MAY 1957		Class Number
	Quantities	Values (\$)	Quantities	Values (\$)	
LIQUORICE UNSWEETENED	LB				364
100 U KINGDOM	216	58	216	58	
400 U STATES	4472	1180	274576	58422	
	4688	1238	274792	58480	
MALT BYRUP AND EXTRACTS	LB				365
100 U KINGDOM	90650	11234	186354	27143	
400 U STATES	76908	13748	473822	92547	
	167558	24982	660176	119690	
ESSENCES EXTRACTS N O P	GAL				367
100 U KINGDOM	405	3693	527	4860	
335 GERMANY W	4	228	13	687	
400 U STATES	126	5034	585	31635	
	535	8955	1125	37182	
FOODSTUFFS TAR 18A 19 140A 206					369
400 U STATES		1784		6211	
		1784		6211	
POTATOES FRENCH FRIED FROZEN	LB				380
400 U STATES	18664	3955	545354	89941	
	18664	3955	545354	89941	
POTATO CHIPS NOT FROZEN	LB				381
400 U STATES	358019	123326	1477988	531734	
	358019	123326	1477988	531734	
VEGETABLE FOOD PRODUCTS N O P					390
100 U KINGDOM		9978		48172	
231 HONG KONG		3790		17037	
306 BELGIUM		3010		5053	
318 DENMARK				445	
327 FRANCE				249	
335 GERMANY W		1176		1926	
347 JAPAN		778		1767	
354 NETHRLNDS		6788		9131	
376 SWITZRLND				1567	
400 U STATES		103941		545548	
		129461		630895	

IMPORTS INTO CANADA FOR CONSUMPTION

Articles and Countries from which Imported	MONTH OF MAY 1957		FIVE MONTHS ENDED MAY 1957		Class Number
	Quantities	Values (\$)	Quantities	Values (\$)	
GROUP 1					
AGRICULTURAL PRODUCTS					
B OTHER THAN FOOD					
ALE BEER PORTER AND STOUT	GAL				
100 U KINGDOM	20486	25534	99423	126242	1501
318 DENMARK	2000	2125	4200	4154	
335 GERMANY W	988	1235	5611	6874	
347 JAPAN	280	794	736	2143	
354 NETHRLNDS	90	96	2090	1696	
400 U STATES	2160	2016	12839	12557	
	26004	31800	124899	153666	
BRANDY	P GAL				
100 U KINGDOM	98	453	436	2690	1511
207 UN SO AFR	10332	27713	32650	91037	
208 BSA OTHER			47	321	
232 MALTA	183	876	805	3799	
234 AUSTRALIA	2825	7951	20256	64587	
318 DENMARK			9	160	
327 FRANCE	16043	155297	58183	530353	
335 GERMANY W			66	827	
336 GREECE	35	297	540	4592	
344 ITALY	99	770	336	2578	
360 ISRAEL			216	3440	
366 PORTUGAL	1767	7311	7404	30462	
372 SPAIN			1257	7639	
388 YUGO SLAV	140	810	420	2430	
400 U STATES			9761	33227	
	31522	201478	132386	778142	
CORDIALS AND LIQUEURS N O P	P GAL				
100 U KINGDOM	1386	19961	5212	71048	1512
225 TRINIDAD	400	8655	579	12091	
231 HONG KONG			84	933	
234 AUSTRALIA			130	1361	
313 CHINA			36	882	
318 DENMARK	514	6910	1695	25074	
327 FRANCE	3250	35748	12775	144247	
340 HUNGARY			120	751	
344 ITALY	98	870	407	3985	
352 MEXICO			44	964	
354 NETHRLNDS	1195	12485	6275	64637	
359 NORWAY	60	308	354	1767	
375 SWEDEN	14	140	119	641	
384 P RICO	246	1256	752	3871	
388 YUGO SLAV			137	793	
	7163	86333	28719	333045	
GIN	P GAL				
100 U KINGDOM	10134	51753	35814	182610	1513
354 NETHRLNDS	648	2575	4778	14739	
	10782	54328	40592	197349	
RUM	P GAL				
100 U KINGDOM	28584	104321	141256	511307	1514
221 B GUIANA	20598	33466	120589	156748	
223 BARBADOS	6474	26485	33910	113170	
224 JAMAICA	25841	46831	56762	140431	
225 TRINIDAD	8508	36308	29332	132292	
316 CUBA	434	4279	2736	31611	
327 FRANCE	72	530	180	1325	
338 HAITI	258	1875	437	3208	
384 P RICO	6149	46013	20683	150588	
400 U STATES			11	93	
	96918	300108	405896	1240773	
WHISKY	P GAL				
100 U KINGDOM	84055	580691	318340	2424809	1515
354 NETHRLNDS			4116	16464	
400 U STATES	100092	170688	434346	786379	
	184147	751379	756802	3227652	
ABSINTHE ALCOHOLIC LIQUORS N O P	P GAL				
100 U KINGDOM	7	72	7	72	1516
354 NETHRLNDS			105	488	
	7	72	112	560	
WINES NON SPARKLING	GAL				
100 U KINGDOM	6630	40549	30814	149340	1530
207 UN SO AFR	11540	19190	52874	88211	
232 MALTA	912	1422	4897	7196	
234 AUSTRALIA	17924	39822	84602	179103	
327 FRANCE	33630	125535	120322	440864	
328 FR AFRICA	1356	1839	11980	16358	
335 GERMANY W	2867	15412	10639	56632	
336 GREECE	2530	2780	6440	7346	
340 HUNGARY			34	237	
344 ITALY	18655	56753	73064	226052	
354 NETHRLNDS	100	371	1136	5812	
360 ISRAEL			2443	9531	
366 PORTUGAL	17529	27861	70812	116150	
367 AZORES	70	259	717	2243	
372 SPAIN	4623	14925	28022	83143	
376 SWITZRLND	170	636	830	3156	
389 IRELAND			3996	20255	

IMPORTS INTO CANADA FOR CONSUMPTION

Articles and Countries from which Imported	MONTH OF MAY 1957		FIVE MONTHS ENDED MAY 1957		Class Number
	Quantities	Values (\$)	Quantities	Values (\$)	
400 U STATES	5335	14895	36971	104153	
WINES SPARKLING	123871	362249	540593	1515782	1560
234 AUSTRALIA	40	216	176	981	
306 BELGIUM	135	1676	334	4178	
327 FRANCE	3853	39902	11254	123912	
335 GERMANY W	120	574	369	1760	
344 ITALY	358	1671	1322	6226	
354 NETHRLNDS			60	375	
366 PORTUGAL	5	60	5	60	
400 U STATES			8	60	
GUMS AMBER AND ARABIC	4511	44099	13528	137552	1571
100 U KINGDOM	4379	806	5499	1096	
400 U STATES	88851	23544	263533	68799	
GUMS AUSTL COPAL DAMAR ETC	93230	24350	269032	69895	1572
100 U KINGDOM	672	7786	1000	10443	
218 MALAYA	1120	4180	1792	8773	
219 BEI OTHER	560	1628	1120	3403	
234 AUSTRALIA			5	1920	
355 INDONESIA			224	1064	
400 U STATES	268	6677	1094	24609	
GUMS BARBERRY ELEMI GEDDA ETC	2620	20271	5235	50212	1573
100 U KINGDOM			4	530	
342 IRAN	1	276	1	276	
347 JAPAN	4	120	6	334	
354 NETHRLNDS			22	744	
400 U STATES	423	20072	2431	109971	
BURGUNDY PITCH	428	20468	2464	111855	1575
400 U STATES	1148	165	81858	6957	
CHICLE OR SAPPATO GUM CRUDE	1148	165	81858	6957	1576
337 GUATEMALA			407584	357871	
352 MEXICO	1332	1272	1332	1272	
400 U STATES	75799	34636	316721	146616	
SHELLAC BLEACHED	77131	35908	725637	505759	1577
215 INDIA			6560	3335	
335 GERMANY W			4000	1971	
400 U STATES	2500	1407	35450	18090	
DRAGONS BLOOD	2500	1407	46010	23396	1578
400 U STATES			127	318	
LAC CRUDE SEED STICK AND SHELL			127	318	1579
100 U KINGDOM			3377	1234	
215 INDIA	82192	19210	233738	68485	
371 THAILAND	250580	44280	838054	204502	
400 U STATES	45107	10954	334850	81806	
RESIN OR ROSIN	377879	74444	1410019	356027	1580
100 U KINGDOM			28	234	
400 U STATES	23675	153365	133612	883810	
ROSIN SIZING	23675	153365	133640	884044	1581
400 U STATES	15467	147208	68716	675390	
WAX SEALING	15467	147208	68716	675390	1582
100 U KINGDOM		165		253	
400 U STATES		380		3819	
GUMS AND BLENDS N O P		545		4072	1583
100 U KINGDOM	146940	50155	322048	117583	
400 U STATES	242621	103946	1272975	504424	
TALL OIL AND TALL OIL PITCH	389561	154101	1595023	622007	1584
400 U STATES	8217	48210	34468	196685	
COTTON SEED CAKE AND MEAL	8217	48210	34468	196685	1591
400 U STATES			1550	5062	
LINSEED OIL CAKE AND MEAL			1550	5062	1592
400 U STATES	600	1814	37579	106592	
PALM NUT CAKE AND MEAL	600	1814	37579	106592	1593
SOYA BEAN OIL CAKE AND MEAL					1594
400 U STATES	335767	790619	1668282	4044961	
SOYA BEAN FLOUR	335767	790619	1668282	4044961	1595
335 GERMANY W			44	561	
400 U STATES	3261	27380	14130	92806	
PEANUT OIL CAKE AND MEAL	3261	27380	14174	93367	1596
CASTOR OIL NOT EDIBLE					1601
215 INDIA			111	2288	
309 BRAZIL	6654	127058	17764	326515	
400 U STATES	59	1770	1975	46988	
CHINAWOOD OIL NOT EDIBLE	6713	128828	19850	375791	1602
231 HONG KONG	3183	69060	4497	94857	
304 ARGENTINA	2670	59497	6071	133897	

IMPORTS INTO CANADA FOR CONSUMPTION

Articles and Countries from which Imported	MONTH OF MAY 1957		FIVE MONTHS ENDED MAY 1957		Class Number
	Quantities	Values (\$)	Quantities	Values (\$)	
362 PARAGUAY	551	11367	551	11367	
400 U STATES			1364	29502	
	6404	139924	12483	269623	
COCOANUT OIL NOT EDIBLE	CWT				1603
100 U KINGDOM	4620	53325	4620	53325	
217 CEYLON	12268	137100	39237	426036	
400 U STATES	180	180	1285	14872	
	16896	190605	45142	494233	
COTTON SEED OIL NOT EDIBLE	CWT				1605
337 GUATEMALA	551	6377	1097	12790	
400 U STATES	15055	187166	96607	1290492	
	15606	193543	97704	1303282	
ESSENTIAL OIL N O P	LB				1606
100 U KINGDOM	8761	22019	58156	61165	
217 CEYLON			1600	1321	
224 JAMAICA			3641	16580	
228 LEEW WIND			140	712	
231 HONG KONG			9062	21506	
234 AUSTRALIA	242	625	342	780	
306 BELGIUM			300	576	
309 BRAZIL			900	2949	
312 CHILE			2	124	
313 CHINA	2200	3601	2200	3601	
327 FRANCE	379	6345	3475	39450	
335 GERMANY W	30	56	16937	9754	
338 HAITI			198	1429	
344 ITALY			10	82	
352 MEXICO			225	916	
354 NETHRLNDS	594	3498	7727	10306	
372 SPAIN	400	304	4115	6696	
376 SWITZRLND	5602	16372	6820	28756	
400 U STATES	119840	292204	487487	1533398	
	138048	345024	603337	1740101	
EUCALYPTUS OIL	LB				1607
234 AUSTRALIA	1600	1265	1600	1265	
400 U STATES			486	340	
	1600	1265	2086	1605	
FLAXSEED OR LINSEED OIL	CWT				1608
400 U STATES	222	4158	726	13710	
	222	4158	726	13710	
FOOTS OF COTTON SEED OR OLIVES	CWT				1609
400 U STATES			64	752	
			64	752	
OLIVE OIL FOR MANUFACTURING	CWT				1610
PALM AND PALM KERNEL OIL	CWT				1611
100 U KINGDOM	411	4943	7826	89968	
211 NIGERIA	6668	70273	6668	70273	
218 MALAYA	12693	137861	63034	698573	
307 BEL CONGO			46485	472379	
354 NETHRLNDS	62	755	1167	17608	
355 INDONESIA	15349	167032	21029	227509	
400 U STATES	880	10001	5745	59126	
	36063	390865	151954	1635436	
PEANUT OIL	CWT				1613
400 U STATES	4817	66947	22893	343077	
	4817	66947	22893	343077	
PEPPERMINT OIL	LB				1614
100 U KINGDOM	200	1281	305	2661	
347 JAPAN			120	473	
400 U STATES	8129	49290	32682	185893	
	8329	50571	33107	189027	
RESIN OIL	CWT				1617
400 U STATES	14	202	2153	13161	
	14	202	2153	13161	
SESAME SEED OIL	CWT				1618
231 HONG KONG	5	170	32	1335	
400 U STATES	4	150	182	6074	
	9	320	214	7409	
SOYA BEAN OIL FOR MANUFACTURE	CWT				1619
400 U STATES	5032	69642	23666	346511	
	5032	69642	23666	346511	
VEGETABLE OIL N O P NOT EDIBLE	CWT				1620
100 U KINGDOM			2	97	
231 HONG KONG			24	1984	
313 CHINA			112	2255	
400 U STATES	13786	186264	67682	1002712	
	13786	186264	67820	1007048	
RAPE SEED OIL	CWT				1621
CASHEW NUT SHELL OIL	CWT				1622
400 U STATES			346	5310	
			346	5310	
BITICICA OIL	CWT				1623
309 BRAZIL			371	5581	
400 U STATES	21	411	659	9237	
	21	411	1030	14818	
SUNFLOWER SEED OIL	CWT				1624
VEGETABLE OILS FOR TEXTILES	CWT				1625
100 U KINGDOM			340	7337	
376 SWITZRLND			30	5479	
400 U STATES	2782	50692	11350	232765	
	2782	50692	11720	245581	
LEMON OIL AND ORANGE OIL	LB				1626
100 U KINGDOM	50	372	2030	2357	

IMPORTS INTO CANADA FOR CONSUMPTION

Articles and Countries from which Imported	MONTH OF MAY 1957		FIVE MONTHS ENDED MAY 1957		Class Number
	Quantities	Values (\$)	Quantities	Values (\$)	
224 JAMAICA	2300	3293	10832	17274	
225 TRINIDAD	2121	1503	2121	1503	
304 ARGENTINA	75	394	127	743	
335 GERMANY W			125	460	
344 ITALY	500	2171	5375	21476	
354 NETHRLNDS	2000	7805	11200	49457	
376 SWITZRLND	32	809	198	3782	
400 U STATES	11681	32271	61913	170946	
	18759	48618	93921	267998	
SPEARMINT OIL	LB				1627
400 U STATES	2544	11651	13222	64005	
	2544	11651	13222	64005	
ROSE BUSHES NOP	NO				1646
100 U KINGDOM	1260	821	17287	8482	
306 BELGIUM	1255	179	93757	14245	
318 DENMARK	475	86	100879	18367	
327 FRANCE			242	63	
335 GERMANY W	750	182	13896	3300	
354 NETHRLNDS	4095	933	683170	147033	
400 U STATES	116099	46798	865461	335495	
	123934	48999	1774692	526985	
BUSHES ROOTS AND VINES N O P	NO				1647
306 BELGIUM			100	50	
327 FRANCE			9400	1307	
354 NETHRLNDS			3332	350	
400 U STATES	708596	14639	1291121	39943	
	708596	14639	1303953	41650	
APPLE TREES N O P	NO				1651
327 FRANCE			2270	946	
354 NETHRLNDS			2816	1434	
400 U STATES	6062	2790	41937	27646	
	6062	2790	47023	30026	
PEACH TREES AND JUNE BUDS NOP	NO				1653
400 U STATES	1601	760	79243	38752	
	1601	760	79243	38752	
FRUIT TREES N O P	NO				1657
100 U KINGDOM			25	101	
306 BELGIUM			246	148	
327 FRANCE			786	475	
354 NETHRLNDS			1001	538	
400 U STATES	1721	776	29730	21834	
	1721	776	31788	23096	
AZALEAS RHODODENDRONS ETC					1662
100 U KINGDOM				2157	
207 UN SO AFR				380	
215 INDIA				363	
224 JAMAICA				780	
231 HONG KONG				1938	
306 BELGIUM		1907		37198	
318 DENMARK		200		750	
327 FRANCE				386	
335 GERMANY W		492		1262	
337 GUATEMALA				434	
344 ITALY				580	
347 JAPAN		99		1129	
354 NETHRLNDS		2218		102977	
383 HAWAII		213		213	
384 P RICO		428		1046	
400 U STATES		81477		290066	
		87034		441659	
PALMS FERNS FICUS CANNAS ETC					1663
100 U KINGDOM				193	
306 BELGIUM		2352		2669	
347 JAPAN				95	
354 NETHRLNDS		330		21111	
400 U STATES		4884		10633	
		7566		34701	
TULIP BULBS					1664
GLADIOLI BULBS					1665
347 JAPAN				231	
354 NETHRLNDS		8922		72248	
400 U STATES		1695		13955	
		10617		86434	
FLOWERS AND FOLIAGE CUT					1666
100 U KINGDOM		65		2305	
220 BERMUDA				2889	
231 HONG KONG		66		373	
327 FRANCE				411	
335 GERMANY W				392	
344 ITALY		1263		6578	
347 JAPAN				240	
352 MEXICO		303		1038	
354 NETHRLNDS				964	
376 SWITZRLND				99	
383 HAWAII				390	
400 U STATES		219855		961949	
		221552		977628	
TREES SEEDLING STOCK					1668
100 U KINGDOM		145		2872	
306 BELGIUM				3317	
318 DENMARK				172	
327 FRANCE		108		10256	
354 NETHRLNDS				54941	
400 U STATES				11345	
		253		82903	

IMPORTS INTO CANADA FOR CONSUMPTION

Articles and Countries from which Imported	MONTH OF MAY 1957		FIVE MONTHS ENDED MAY 1957		Class Number
	Quantities	Values (\$)	Quantities	Values (\$)	
FLOREST OR NURSERY STOCK N O P					1669
100 U KINGDOM		382		3411	
306 BELGIUM		3167		11532	
318 DENMARK		1407		7280	
327 FRANCE		127		5020	
335 GERMANY W		1366		16479	
347 JAPAN				379	
354 NETHRLNDS		7895		595392	
400 U STATES		245516		423945	
		259860		1063438	
LATEX NATURAL	LB				1678
218 MALAYA	270103	120176	909529	377762	
400 U STATES	684197	257070	3275606	1274743	
	954300	377246	4185133	1652505	
LATEX SYNTHETIC	LB				1679
335 GERMANY W			500	149	
400 U STATES	445240	154725	2801232	951722	
	445240	154725	2801732	951871	
BALATA CRUDE	LB				1681
309 BRAZIL	2722	836	7698	2531	
400 U STATES	75	54	1275	3656	
	2797	890	8973	6187	
GUTTA PERCHA UNMANUFACTURED	LB				1682
400 U STATES			2474	7256	
			2474	7256	
RUBBER CRUDE CAOUTCHOUC	LB				1683
100 U KINGDOM	67120	18486	248489	72532	
217 CEYLON	359400	83646	1574230	388627	
218 MALAYA	7854687	2028114	36788185	10193362	
219 BEI OTHER	67230	20540	89640	28519	
355 INDONESIA	11161	3748	589290	162586	
371 THAILAND	67200	13467	459200	103963	
400 U STATES	297516	85163	1808761	559643	
	8724314	2253164	41557795	11509232	
COMB BLANKS OF HARD RUBBER					1684
305 AUSTRIA				921	
400 U STATES				400	
				1321	
RUBBER POWDERED WASTE OR JUNK	CWT				1687
100 U KINGDOM			471	8822	
400 U STATES	3033	16552	12125	88951	
	3033	16552	12596	97773	
RUBBER RECOVERED	CWT				1688
100 U KINGDOM	600	5268	3362	27676	
400 U STATES	26926	253965	123225	1142453	
	27526	259233	126587	1170129	
RUBBER SUBSTITUTE OR SYNTHETIC	CWT				1689
400 U STATES	21256	580381	139383	3510313	
	21256	580381	139383	3510313	
RUBBER THREAD NOT COVERED	LB				1690
100 U KINGDOM	1060	1298	4733	6471	
400 U STATES	16975	27177	103038	168075	
	18035	28475	107771	174546	
HARD RUBBER STRIP SHEET ROD	LB				1691
100 U KINGDOM			21436	5735	
335 GERMANY W			121	159	
354 NETHRLNDS	1146	505	1146	505	
400 U STATES	7557	7154	15324	21563	
	8703	7659	38027	27962	
FOAM RUBBER SHEETING					1697
327 FRANCE		765		765	
347 JAPAN		314		674	
400 U STATES		8381		29232	
		9460		30671	
RUBBER SHEETING N O P					1698
100 U KINGDOM		2022		19352	
218 MALAYA		14275		113245	
335 GERMANY W				2096	
354 NETHRLNDS				262	
400 U STATES		15984		54412	
		32281		189367	
CONVEYOR BELTING OF RUBBER					1699
100 U KINGDOM		7802		29490	
335 GERMANY W		260		260	
347 JAPAN				1742	
375 SWEDEN				682	
400 U STATES		6458		68531	
		14520		100705	
BATHING SHOES RUBBER	PAIR				1700
306 BELGIUM	158	96	158	96	
335 GERMANY W	606	323	3779	1737	
400 U STATES			6122	3109	
	764	419	10059	4942	
BELTING RUBBER					1701
100 U KINGDOM		4889		23202	
335 GERMANY W		459		846	
344 ITALY				443	
347 JAPAN		826		4722	
375 SWEDEN		1061		1129	
400 U STATES		39416		174668	
		46651		205010	
CANVAS SHOES RUBBER SOLES	PAIR				1702
100 U KINGDOM	1522	1893	36636	27708	
215 INDIA	77131	42460	209491	88617	
231 HONG KONG	100661	48952	792497	385909	
317 CZECHO S	1280	1026	8090	4691	

IMPORTS INTO CANADA FOR CONSUMPTION

Articles and Countries from which Imported	MONTH OF MAY 1957		FIVE MONTHS ENDED MAY 1957		Class Number
	Quantities	Values (\$)	Quantities	Values (\$)	
344 ITALY	135	248	135	248	
347 JAPAN	480	137	65700	26546	
354 NETHRLNDS			3522	3408	
400 U STATES	4265	4679	12714	13165	
	185474	99395	1128785	550292	
BOOTS AND SHOES RUBBER N O P	PAIR				1703
100 U KINGDOM	1939	2550	124500	198461	
231 HONG KONG			1642	1708	
317 CZECHO S	2620	4377	32516	32324	
327 FRANCE	570	2203	1134	4360	
347 JAPAN	3792	1522	57344	41045	
354 NETHRLNDS			3059	9267	
359 NORWAY	60	201	60	201	
400 U STATES	741	1564	8386	19314	
	9722	12417	228641	306680	
CEMENT RUBBER					1704
100 U KINGDOM		111		1323	
335 GERMANY W				1591	
376 SWITZRLND		141		141	
400 U STATES		102116		450309	
		102368		453364	
CLOTHING RUBBER N O P					1705
100 U KINGDOM		1962		23386	
231 HONG KONG		685		14978	
318 DENMARK		237		237	
335 GERMANY W				80	
344 ITALY				195	
347 JAPAN				1617	
359 NORWAY		1753		8145	
400 U STATES		11438		39824	
		16075		88462	
GLOVES RUBBER	DZ PR				1706
100 U KINGDOM	2093	6365	10527	32654	
234 AUSTRALIA	500	1669	600	1991	
317 CZECHO S	371	400	1331	1882	
327 FRANCE	62	167	62	167	
335 GERMANY W	10	205	438	1639	
347 JAPAN	98	640	211	2240	
400 U STATES	7518	33921	32768	169995	
	10652	43367	45937	210568	
GOLF BALLS	D0Z				1707
100 U KINGDOM	4206	11069	34487	105263	
347 JAPAN	1800	4647	3200	8240	
400 U STATES	3625	22374	14377	80822	
	9631	38090	52064	194325	
HEELS RUBBER	PAIR				1708
100 U KINGDOM			11000	1232	
231 HONG KONG			12240	1535	
400 U STATES	160418	17992	551752	63185	
	160418	17992	574992	65952	
HOSE RUBBER OR RUBBER LINED					1709
100 U KINGDOM		5620		46811	
318 DENMARK		279		1391	
335 GERMANY W		271		6116	
347 JAPAN				9667	
354 NETHRLNDS				1502	
359 NORWAY		908		908	
375 SWEDEN		299		401	
400 U STATES		203118		1031235	
		210495		1098031	
WATER BOTTLES RUBBER					1710
100 U KINGDOM		265		8747	
317 CZECHO S				2015	
335 GERMANY W				1770	
347 JAPAN				852	
400 U STATES		362		3942	
		627		17326	
MATERIALS FOR SEALING COMPOUND					1711
400 U STATES		23613		73390	
		23613		73390	
MATS AND MATTING RUBBER					1712
100 U KINGDOM		338		4276	
335 GERMANY W				614	
354 NETHRLNDS				5537	
400 U STATES		135552		577943	
		135890		588370	
PACKING RUBBER					1713
100 U KINGDOM		784		4067	
335 GERMANY W		240		1273	
375 SWEDEN		785		4448	
400 U STATES		27554		131945	
		29363		141733	
RAINCOATS RUBBER	NO				1714
TIRES BICYCLE AND MOTORCYCLE	NO				1715
100 U KINGDOM	7636	7321	32462	37988	
306 BELGIUM	13540	8229	26205	15824	
317 CZECHO S	3780	2068	7000	4167	
327 FRANCE			787	608	
335 GERMANY W	1238	784	22427	14504	
344 ITALY	52	215	82	324	
347 JAPAN	1000	479	1000	479	
354 NETHRLNDS	20760	13221	62778	40881	
375 SWEDEN	2134	1345	8734	5977	
400 U STATES	1819	2798	5686	8194	
	51959	36460	167161	128946	

IMPORTS INTO CANADA FOR CONSUMPTION

Articles and Countries from which Imported	MONTH OF MAY 1957		FIVE MONTHS ENDED MAY 1957		Class Number
	Quantities	Values (\$)	Quantities	Values (\$)	
TIRE CASINGS N O P	N O				1716
100 U KINGDOM	1310	16875	12268	163060	
327 FRANCE	1564	118727	4095	326974	
335 GERMANY W			398	5903	
344 ITALY			12	179	
347 JAPAN			62	3160	
375 SWEDEN	1300	3166	8800	19814	
400 U STATES	16520	507848	56272	2347492	
	20694	646616	81907	2666582	
TIRES INNER TUBES N O P	N O				1717
100 U KINGDOM	500	945	1687	3121	
327 FRANCE	656	3192	2358	10735	
335 GERMANY W			30	143	
347 JAPAN			14	70	
375 SWEDEN	2300	1446	11725	6873	
400 U STATES	3172	13250	29243	112692	
	6628	18833	45057	133634	
TIRES SOLID AUTOMOBILE	N O				1718
400 U STATES	120	2740	1067	25023	
	120	2740	1067	25023	
TIRES SOLID RUBBER N O P					1719
100 U KINGDOM		7654		30902	
400 U STATES		27927		133826	
		35581		164798	
MANUFACTURES OF RUBBER N O P					1720
100 U KINGDOM		18351		102096	
216 PAKISTAN				672	
305 AUSTRIA				426	
317 CZECHO S				334	
318 DENMARK				87	
327 FRANCE		1642		3607	
335 GERMANY W		8819		22739	
344 ITALY		376		1781	
347 JAPAN		7237		21630	
354 NETHRLNDS		275		460	
375 SWEDEN		481		1663	
376 SWITZRLND		104		329	
400 U STATES		481123		2276080	
		518408		2431904	
TIRES INNER TUBES BICYCLE	N O				1721
100 U KINGDOM	1525	517	19796	7459	
306 BELGIUM	12646	3776	21181	5913	
327 FRANCE	500	346	500	346	
335 GERMANY W	23725	6318	56644	15550	
347 JAPAN	1000	233	1000	233	
354 NETHRLNDS	13460	3713	46351	13844	
375 SWEDEN	840	260	7490	2443	
400 U STATES	522	383	950	600	
	54218	15546	153912	46388	
GASKETS AND WASHERS RUBBER					1722
100 U KINGDOM		670		1708	
335 GERMANY W		125		1766	
347 JAPAN				900	
375 SWEDEN		165		165	
400 U STATES		142179		599614	
		143139		604153	
DRUGGISTS SUNDRIES RUBBER					1723
100 U KINGDOM		5090		23140	
317 CZECHO S				535	
327 FRANCE		122		345	
335 GERMANY W		1159		3944	
347 JAPAN		209		281	
354 NETHRLNDS				2542	
400 U STATES		93913		444828	
		100493		475615	
TIRE REPAIR MATERIAL OF RUBBER					1724
100 U KINGDOM		4889		5803	
327 FRANCE		100		417	
335 GERMANY W		6747		27955	
400 U STATES		55604		260323	
		67340		294498	
NURSING NIPPLES RUBBER	GR O S S				1725
100 U KINGDOM	615	2420	855	3143	
400 U STATES	1582	14504	3989	47839	
	2197	16924	4844	50982	
FLOORING AND TILE OF RUBBER	S Q Y D				1726
100 U KINGDOM	657	1358	657	1358	
327 FRANCE	750	2265	1283	3873	
400 U STATES	13954	26506	56297	107355	
	15361	30129	58237	112586	
V BELTS CHIEFLY OF RUBBER					1727
100 U KINGDOM		8538		19404	
317 CZECHO S				3260	
335 GERMANY W		2212		4128	
344 ITALY				172	
347 JAPAN		682		1751	
354 NETHRLNDS				2146	
375 SWEDEN				1267	
376 SWITZRLND		67		67	
400 U STATES		79802		374869	
		91301		407064	
SOLES SOLING MATERIALS RUBBER					1728
100 U KINGDOM		4045		9956	
217 CEYLON		1204		8116	
218 MALAYA		1515		5864	
335 GERMANY W		768		1846	

IMPORTS INTO CANADA FOR CONSUMPTION

Articles and Countries from which Imported	MONTH OF MAY 1957		FIVE MONTHS ENDED MAY 1957		Class Number
	Quantities	Values (\$)	Quantities	Values (\$)	
344 ITALY				322	
400 U STATES		44302		199604	
AUTOMOTIVE PARTS OF RUBBER NOP		51834		225708	1729
100 U KINGDOM		607		7090	
327 FRANCE				107	
335 GERMANY W				6783	
400 U STATES		216824		907165	
WEATHERSTRIPPING OF RUBBER		217431		921145	1730
100 U KINGDOM				712	
335 GERMANY W		3062		3062	
400 U STATES		152832		593157	
TIRES PNEUM USED EXCEPT SCRAP		155894		596931	1731
400 U STATES					
NO					
18847	55415	77417	223351		
18847	55415	77417	223351		
TIRES TRACTOR AND IMPLEMENT					1732
NO					
100 U KINGDOM	6	584	10	655	
375 SWEDEN	1000	2295	3027	6616	
400 U STATES	3284	132599	24324	634273	
	4290	135478	27361	641544	
ANNATTO SEED					1741
320 DOM REP	LB				
	5005	625	5005	625	
	5005	625	5005	625	
SUGAR BEET SEED					1744
100 U KINGDOM	LB				
354 NETHRLNDS			200	67	
400 U STATES			5200	1620	
			556632	128117	
			562032	129804	
SEEDS FOR BLENDING					1746
215 INDIA	LB				
	13726	2568	40988	7198	
234 AUSTRALIA			164122	14647	
304 ARGENTINA		8002	142884	10529	
335 GERMANY W		1958	22803	1958	
354 NETHRLNDS			14537	991	
372 SPAIN			2205	296	
400 U STATES		755	167833	15874	
	152716	13283	555372	51493	
COTTON SEED					1747
	CWT				
CLOVER SEED					1750
100 U KINGDOM	LB				
236 NEW ZEAL			33124	17717	
318 DENMARK			6999	5557	
326 FINLAND	132	84	11155	6626	
327 FRANCE	308	263	308	263	
400 U STATES			22140	14072	
	238568	89194	4654458	1841442	
	239008	89541	4728184	1885677	
FLAX SEED					1751
100 U KINGDOM	BUSH				
353 MOROCCO			20	107	
354 NETHRLNDS	40	207	40	207	
400 U STATES			1110	7631	
	1178	4937	7049	31527	
	1218	5144	8219	39472	
BENT GRASS SEED					1753
236 NEW ZEAL	LB				
400 U STATES			700	598	
	6000	1728	155367	72193	
	6000	1728	156067	72791	
GRASS SEED TIMOTHY					1754
	LB				
GRASS SEED M O P					1755
100 U KINGDOM	LB				
236 NEW ZEAL			3614	2125	
318 DENMARK			6720	4215	
354 NETHRLNDS	43862	10490	206691	56320	
400 U STATES	6614	1846	8814	2379	
	159137	48447	2500963	525317	
	209613	60783	2726802	590356	
MILLET AND RAPE SEED					1756
100 U KINGDOM	LB				
234 AUSTRALIA		600	28412	3029	
304 ARGENTINA	153640	3167	108164	4070	
318 DENMARK			241768	4777	
327 FRANCE			1456	146	
335 GERMANY W	1000	239	64380	17326	
354 NETHRLNDS	8000	389	13135	769	
400 U STATES			13400	1111	
			459064	23769	
	169352	4395	929779	54997	
MUSHROOM SPAWN					1757
400 U STATES					
		5715		34135	
		5715		34135	
SEED BEANS AND SEED PEAS					1758
100 U KINGDOM	LB				
203 B E AFR	1600	214	50841	5143	
354 NETHRLNDS			37800	5007	
400 U STATES	3000	560	3900	697	
	462274	57122	7223138	803877	
	466874	57896	7315679	814724	
SEED POTATOES					1759
400 U STATES	CWT				
	7805	13561	24779	45085	
	7805	13561	24779	45085	
SEEDS 5 OOLLARS OR OVER PER LB					1762
100 U KINGDOM		50		498	
318 DENMARK				641	
327 FRANCE				135	
335 GERMANY W				145	
347 JAPAN				330	

IMPORTS INTO CANADA FOR CONSUMPTION

Articles and Countries from which Imported	MONTH OF MAY 1957		FIVE MONTHS ENDED MAY 1957		Class Number
	Quantities	Values (\$)	Quantities	Values (\$)	
354 NETHRLNDS				2177	
400 U STATES		2549		27143	
		2599		31069	
GARDEN FIELD ROOT SEEDS N O P					1766
100 U KINGDOM		54		12698	
215 INDIA		111		431	
231 HONG KONG		3492		17251	
306 BELGIUM				1313	
312 CHILE				1294	
318 DENMARK				6231	
323 EL SALVD				8508	
327 FRANCE				205	
335 GERMANY W				3071	
344 ITALY				826	
347 JAPAN				468	
352 MEXICO				1228	
354 NETHRLNDS		2347		27936	
358 NICARAGUA		521		13525	
400 U STATES		20039		316085	
		26564		411070	
TOBACCO TURKISH UNSTEMMED	LB				1776
336 GREECE		4092	4256	21792	22666
379 TURKEY		21423	18398	117041	101139
		25515	22654	138833	123805
TOBACCO FLUE CURED UNSTEMMED	LB				1778
400 U STATES		1810	1832	9886	10002
		1810	1832	9886	10002
CIGAR LEAF UNSTEMMED	LB				1779
309 BRAZIL		681	335	681	335
316 CUBA		3614	7554	14908	32808
355 INDDONESIA				277	1826
400 U STATES		44386	136504	250227	787501
		48681	144393	266093	822470
TOBACCO N O P UNSTEMMED	LB				1780
392 SYRIA		1576	602	26894	10708
400 U STATES		268	56	19940	12408
		1844	658	46834	23116
CIGAR LEAF STEMMED	LB				1782
316 CUBA		33767	42332	181748	231177
400 U STATES		10790	4626	80330	37620
		44557	46958	262078	268797
TOBACCO N D P STEMMED	LB				1783
400 U STATES		354	392	1039	1150
		354	392	1039	1150
CIGARS	LB				1784
224 JAMAICA		9	107	55	605
306 BELGIUM				11	64
316 CUBA		1269	8505	3070	23040
318 DENMARK		16	103	16	103
335 GERMANY W		195	533	367	958
354 NETHRLNDS		3249	10930	14867	53600
376 SWITZRLND		40	116	40	116
400 U STATES		2657	6321	12095	29493
		7435	26615	30521	107979
CIGARETTES	LB				1785
100 U KINGDDM		19268	24859	55832	76712
327 FRANCE		282	563	1250	2207
335 GERMANY W				123	195
344 ITALY		219	400	466	742
354 NETHRLNDS				30	26
376 SWITZRLND				29	73
400 U STATES		56062	95663	239351	404321
		75831	121485	297081	484276
SNUFF	LB				1786
100 U KINGDDM		205	587	1614	3334
		205	587	1614	3334
TOBACCO CUT	LB				1787
100 U KINGDOM		14055	26701	37967	73657
231 HONG KONG				350	480
354 NETHRLNDS		15076	10675	50550	35466
400 U STATES		18380	23266	87516	108126
		47511	60642	176383	217729
TOBACCO MANUFACTURED N O P	LB				1788
100 U KINGDOM		720	600	3284	2743
400 U STATES		1500	835	4200	2357
		2220	1435	7484	5100
LOCUST BEANS LOCUST BEAN MEAL	LB				1811
400 U STATES		5750	1086	11592	2210
		5750	1086	11592	2210
BRDOM CORN	CWT				1813
304 ARGENTINA		200	3968	600	12740
340 HUNGARY		661	8137	661	8137
344 ITALY		1006	27378	10920	198939
388 YUGO SLAV		2381	32955	7957	116130
400 U STATES		884	23014	4196	99524
		5132	95452	24334	435470
CATTLE FOOD WITH MOLASSES			605		16773
400 U STATES			605		16773
DRUGS CRUDE BARKS FLOWERS					1816
100 U KINGDOM					2370
207 UN SO AFR					19425
215 INDIA			1054		2014
224 JAMAICA			1882		1882
231 HONG KONG			5643		38287
304 ARGENTINA					722

IMPORTS INTO CANADA FOR CONSUMPTION

Articles and Countries from which Imported	MONTH OF MAY 1957		FIVE MONTHS ENDED MAY 1957		Class Number
	Quantities	Values (\$)	Quantities	Values (\$)	
306 BELGIUM				367	
323 EL SALV D		93		93	
327 FRANCE		319		877	
335 GERMANY W		101		1394	
363 PERU				173	
372 SPAIN		82		82	
383 HAWAII				72	
388 YUGO SLAV				190	
400 U STATES		15611		70112	
		24785		138060	
GLUE VEGETABLE	LB				1817
100 U KINGDOM			580	210	
400 U STATES	3179	487	9359	1485	
	3179	487	9939	1695	
HAY AND STRAW	TON				1818
400 U STATES	973	27362	15352	418605	
	973	27362	15352	418605	
IVORY NUTS					1819
321 ECUADOR				2255	
				2255	
MUCILAGE AND ADHESIVE PASTE	LB				1824
100 U KINGDOM	1380	296	10554	1464	
335 GERMANY W			551	237	
400 U STATES	21241	6354	120137	33678	
	22621	6650	131242	35379	
PALM LEAF UNMANUFACTURED					1825
400 U STATES				21414	
				21414	
ROOTS MEDICINAL ALKANET JALAP					1827
100 U KINGDOM				792	
215 INDIA				481	
231 HONG KONG		614		3276	
306 BELGIUM				516	
327 FRANCE		1557		1557	
347 JAPAN		370		370	
400 U STATES		72		5254	
		2613		12246	
STARCH AND PREPARATIONS N O P	LB				1828
100 U KINGDOM	1440	185	2090	283	
231 HONG KONG	2500	272	6000	769	
335 GERMANY W	2139	344	2370	506	
354 NETHRLNDS	3800	362	145914	16488	
400 U STATES	881041	82783	4534989	394331	
	890920	83946	4691363	412377	
STARCH POTATO POTATO FLOUR	LB				1829
306 BELGIUM			11023	623	
318 DENMARK	200000	10287	200000	10287	
335 GERMANY W	1270	290	1270	290	
347 JAPAN	1000	61	1000	61	
354 NETHRLNDS	4320	498	4320	498	
400 U STATES	211500	17023	952259	80442	
	418090	28159	1169872	92201	
STARCH FOR PASTE	LB				1830
TAR PINE CRUDE IN BULK	GAL				1832
100 U KINGDOM			840	229	
359 NORWAY			167	165	
400 U STATES	33101	14547	136942	61238	
	33101	14547	137949	61632	
TEASELS					1833
100 U KINGDOM				302	
400 U STATES		2410		2910	
		2410		3212	
TURPENTINE RAW OR CRUDE	LB				1834
400 U STATES			44666	3036	
			44666	3036	
TURPENTINE SPIRITS OF	GAL				1835
376 SWITZRLND			26	227	
400 U STATES	134397	86655	538624	360008	
	134397	86655	538650	360235	
VEGETABLE PRODUCTS N O P					1836
100 U KINGDOM		249		13093	
231 HONG KONG		3490		9312	
309 BRAZIL				219	
327 FRANCE		145		439	
335 GERMANY W		495		3622	
344 ITALY		828		1158	
347 JAPAN		99		1333	
354 NETHRLNDS		830		1405	
383 HAWAII		451		451	
390 GERMANY E				162	
400 U STATES		13780		86831	
		20367		118025	
VEGETABLE COLOURING					1839
100 U KINGDOM		1130		4363	
344 ITALY				651	
400 U STATES		10299		46875	
		11429		51889	
DEXTRINE STARCH MIXTURES N O P	LB				1840
100 U KINGDOM	145762	10380	428062	31808	
354 NETHRLNDS	154349	11179	514626	35656	
400 U STATES	52538	4605	385692	36274	
	352649	26164	1328380	103738	
DEXTRINE STARCH NOT A PASTE	LB				1841
354 NETHRLNDS			992	148	
376 SWITZRLND			1323	189	

IMPORTS INTO CANADA FOR CONSUMPTION

Articles and Countries from which Imported	MONTH OF MAY 1957		FIVE MONTHS ENDED MAY 1957		Class Number
	Quantities	Values (\$)	Quantities	Values (\$)	
400 U STATES			30000	4608	
DISTILLERS SOLUBLES			32315	4945	
400 U STATES	CWT				1842
	3020	10932	11578	45695	
VEGETABLE FLOUR NOP NOT EDIBLE	3020	10932	11578	45695	1843
231 HONG KONG		187		527	
309 BRAZIL		6024		12068	
335 GERMANY W		1141		1141	
371 THAILAND		4251		19522	
400 U STATES		23566		103316	
		35169		136574	
NON FOODS TAR 68A 206 662 809					1844
372 SPAIN				175	
400 U STATES		183		1950	
		183		2125	
VEGETABLE FLAVOURINGS					1845
100 U KINGDOM		4006		15324	
327 FRANCE		7597		11462	
335 GERMANY W				1287	
344 ITALY				4633	
354 NETHRLNDS		1477		5547	
372 SPAIN				160	
388 YUGO SLAV				2274	
400 U STATES		43436		210203	
		56516		250690	
SIZING PREPARATIONS N O P	LB				1846
400 U STATES	93440	14508	388542	54302	
	93440	14508	388542	54302	

IMPORTS INTO CANADA FOR CONSUMPTION

Articles and Countries from which Imported	MONTH OF MAY 1957		FIVE MONTHS ENDED MAY 1957		Class Number
	Quantities	Values (\$)	Quantities	Values (\$)	
GROUP 2					
ANIMALS AND ANIMAL PRODUCTS					
CATTLE PURE BRED					
100 U KINGDOM	NO 20	43043	38	55743	2012
400 U STATES	211	151393	541	329843	
	231	194436	579	385586	
BABY CHICKS AND TURKEY POULTS					
400 U STATES	NO	70381	1042018	375597	2013
	232922	70381	1042018	375597	
DOGS PURE BRED					
100 U KINGDOM	NO 30	3001	137	12689	2014
306 BELGIUM	1	50	1	50	
318 DENMARK			3	62	
335 GERMANY W	2	210	2	210	
354 NETHRLNDS			1	50	
389 IRELAND			13	352	
400 U STATES	42	3904	196	19489	
	75	7165	353	32902	
FOWLS DOMESTIC PURE BRED					
400 U STATES	NO		41	214	2015
			41	214	
HORSES PURE BRED					
100 U KINGDOM	NO 2	2336	11	4776	2018
400 U STATES	15	8889	53	36059	
	17	11225	64	40835	
RABBITS PURE BRED					
400 U STATES	NO		5	288	2019
			5	288	
SHEEP PURE BRED					
400 U STATES	NO 1	192	5	675	2020
	1	192	5	675	
ANIMALS FOR IMP OF STOCK N O P					
100 U KINGDOM	NO 25	3000	86	11078	2021
400 U STATES	1	190	16	1636	
	26	3190	102	12714	
HORSES N O P					
100 U KINGDOM	NO 76	15808	424	58492	2035
400 U STATES	78	13811	370	85194	
	154	29619	794	143686	
LIVESTOCK N O P					
100 U KINGDOM	NO		2	200	2037
400 U STATES	5920	117634	15377	1078910	
	5920	117634	15379	1079110	
BEEES					
400 U STATES	PKGS 77365	281501	135730	496706	2041
	77365	281501	135730	496706	
FOXES					
400 U STATES	NO		2	145	2042
			2	145	
LEECHES					
366 PORTUGAL		91		91	2043
		91		91	
PIGEONS HOMING AND PHEASANTS					
100 U KINGDOM		107		267	2044
400 U STATES		476		4797	
		583		5064	
TURTLES					
400 U STATES		1673		12666	2045
		1673		12666	
ALL OTHER ANIMALS LIVING N O P					
100 U KINGDOM		498		2423	2046
215 INDIA		29800		97182	
225 TRINIDAD		100		100	
234 AUSTRALIA				730	
236 NEW ZEAL				62	
306 BELGIUM		169		1299	
314 COLOMBIA		93		93	
318 DENMARK				1757	
327 FRANCE				77	
335 GERMANY W				833	
347 JAPAN				86	
354 NETHRLNDS		1039		4502	
358 NICARAGUA				96	
363 PERU				723	
364 PHIL		3810		9035	
400 U STATES		11667		82373	
		47176		201371	
MINK					
318 DENMARK	NO		6	432	2047
326 FINLAND			4	285	
400 U STATES	50	3513	1449	123250	
	50	3513	1459	123967	
BONES CRUDE					
347 JAPAN	CWT		1	69	2051
400 U STATES	1706	7666	10426	50020	
	1706	7666	10427	50089	
BONE DUST CHARRED BONE					
100 U KINGDOM	CWT 4800	14709	19857	51906	2052
234 AUSTRALIA	500	1110	1180	2853	
400 U STATES	642	2001	1915	21798	
	5942	17820	22952	76557	

IMPORTS INTO CANADA FOR CONSUMPTION

Articles and Countries from which Imported	MONTH OF MAY 1957		FIVE MONTHS ENDED MAY 1957		Class Number
	Quantities	Values (\$)	Quantities	Values (\$)	
BONE PITCH CRUDE ONLY	CWT				2053
100 U KINGDOM	92	497	92	497	
400 U STATES	1034	8388	2978	19232	
	1126	8885	3070	19729	
CHARCOAL ANIMAL FOR SUGAR	CWT				2054
100 U KINGDOM			9059	81541	
322 EGYPT			2800	16393	
354 NETHRLNDS			2213	12746	
			14072	110680	
IVORY AND MANUFACTURES					2063
100 U KINGDOM		80		845	
215 INDIA				86	
231 HONG KONG		62		165	
344 ITALY				475	
400 U STATES		357		727	
		499		2298	
BUTTON BLANKS OF SHELL ROUGH					2071
400 U STATES				68	
				68	
SHELLS UNMANUFACTURED FOSSILS					2073
100 U KINGDOM		3699		10961	
347 JAPAN				78	
354 NETHRLNDS				1560	
383 HAWAII				312	
400 U STATES		3219		10608	
		6918		23519	
SHELLS N O P CRUSHED OR GROUND	CWT				2074
400 U STATES			96	174	
			96	174	
OYSTER SHELLS CRUSHED DR NOT	CWT				2075
400 U STATES	69466	42623	342317	218844	
	69466	42623	342317	218844	
FEATHERS NATURAL					2081
100 U KINGDOM		1245		1521	
207 UN SO AFR				567	
231 HONG KONG				21016	
317 CZECHO S				3591	
318 DENMARK		325		408	
327 FRANCE				1344	
335 GERMANY W				277	
347 JAPAN		4077		15940	
365 POLAND				952	
400 U STATES		11601		65618	
		17248		111234	
BADMINTON SHUTTLECOCKS BIRDS	GROSS				2083
100 U KINGDOM			192	1434	
215 INDIA	86	227	335	853	
216 PAKISTAN			61	641	
318 DENMARK	36	1089	229	6294	
335 GERMANY W			133	861	
347 JAPAN	6	128	27	342	
400 U STATES			479	15491	
	128	1444	1476	25916	
MANUFACTURES OF FEATHERS N O P					2084
100 U KINGDOM		1044		2512	
207 UN SO AFR				2103	
215 INDIA				874	
231 HONG KONG				68	
327 FRANCE		977		2967	
335 GERMANY W		978		1412	
352 MEXICO				643	
400 U STATES		5207		16696	
		8206		27275	
FEATHERBONE COILS					2085
400 U STATES		1080		5367	
		1080		5367	
QUILLS NATURAL OR UNPLUMED					2086
100 U KINGDOM		1063		1063	
231 HONG KONG				846	
304 ARGENTINA		102		1937	
327 FRANCE				750	
365 POLAND				1863	
400 U STATES		4774		12212	
		5939		18671	
COD HADDOCK POLLOCK FRESH	LB				2091
100 U KINGDOM	1335	366	13481	2800	
381 ALASKA	21156	5344	74590	15396	
400 U STATES	25778	4537	225044	44768	
	48269	10247	313115	62964	
HALIBUT FRESH	LB				2092
381 ALASKA	57452	6783	305342	69392	
400 U STATES	215119	41823	778306	181977	
	272571	48606	1083648	251369	
FISH LIVERS	LB				2093
381 ALASKA			410	102	
400 U STATES	7050	705	126013	14462	
	7050	705	126423	14564	
HERRINGS FRESH	LB				2094
359 NORWAY			37500	2508	
400 U STATES			12240	952	
			49740	3460	
LIVE FISH AND EGGS PROPAGATING					2095
400 U STATES		1486		10224	
		1486		10224	
LOBSTERS FRESH	LB				2096
400 U STATES	2865	2078	41868	25032	
	2865	2078	41868	25032	

IMPORTS INTO CANADA FOR CONSUMPTION

Articles and Countries from which Imported	MONTH OF MAY 1957		FIVE MONTHS ENDED MAY 1957		Class Number
	Quantities	Values (\$)	Quantities	Values (\$)	
MACKEREL FRESH 400 U STATES	LB 3964	718	5059	861	2097
OYSTERS SEED AND BREEDING 400 U STATES		72		28128	2098
OYSTERS IN THE SHELL 400 U STATES	BRL 4	97	257	5115	2099
OYSTERS SHELLLED IN BULK 400 U STATES	GAL 349	2205	32096	217966	2100
SALMON FRESH 381 ALASKA 400 U STATES	LB 24827	10577	8250	3820	2101
SQUID FRESH 231 HONG KONG 334 ST PIERRE 347 JAPAN 400 U STATES		428 1000 242 1638		4958 1000 304 6832	2102
FISH ALL OTHER FRESH 100 U KINGDOM 231 HONG KONG 318 DENMARK 347 JAPAN 354 NETHRLNDS 381 ALASKA 400 U STATES	LB 2436	1044	4414	1818	2103
COO HADDOCK POLLOCK DRIED 100 U KINGDOM 359 NORWAY 400 U STATES	LB 176537	46077	20183	4204	2111
COD HADDOCK POLLOCK SALTED 400 U STATES	LB 2375	400	2205	650	2113
HERRINGS SALTED 100 U KINGDOM 318 DENMARK 354 NETHRLNDS 359 NORWAY 375 SWEDEN 400 U STATES	LB 64800	6797	399	111	2115
SALMON SALTED 231 HONG KONG 400 U STATES	LB 128733	13401	3365	463	2118
SALMON SMOKED 400 U STATES	LB 150	173	22787	4965	2119
FISH DRIED N O P 231 HONG KONG 347 JAPAN 400 U STATES	LB 2350	1851	3365	463	2120
FISH ALL OTHER SALTED 100 U KINGDOM 231 HONG KONG 372 SPAIN 400 U STATES	LB 7020	630	409287	53300	2121
FISH OTHER SMOKED OR BONELESS 100 U KINGDOM 231 HONG KONG 335 GERMANY W 354 NETHRLNDS 359 NORWAY 400 U STATES	LB 122290	19323	15563	1912	2122
CRABS CLAMS SHRIMPS CANNED 231 HONG KONG 347 JAPAN 352 MEXICO 359 NORWAY 400 U STATES	LB 126668	20533	241472	38990	2131
KIPPERED HERRINGS CANNED 100 U KINGDOM 326 FINLAND 335 GERMANY W 354 NETHRLNDS 359 NORWAY	LB 9729	2394	333730	28692	2132
LOBSTERS CANNED PREPARED N O P 400 U STATES	LB 214	225	27614	2883	2133
OYSTERS SHELLLED IN CANS 400 U STATES	QUART 108	225	23798	4183	2136
OYSTERS PREPARED PRESERVED NOP 231 HONG KONG 347 JAPAN	LB 3984	3802	1051464	129960	2137

IMPORTS INTO CANADA FOR CONSUMPTION

Articles and Countries from which Imported	MONTH OF MAY 1957		FIVE MONTHS ENDED MAY 1957		Class Number
	Quantities	Values (\$)	Quantities	Values (\$)	
400 U STATES	292	165	34502	27744	
SALMON CANNED PREPARED N O P	9556	6916	124686	81092	2138
347 JAPAN			4109592	2071411	
381 ALASKA			117	233	
400 U STATES			1624	1267	
PILCHARD CANNED			4111333	2072911	2139
400 U STATES			2025	261	
ANCHOVIES SAROINES CANNED			2025	261	2140
100 U KINGDOM	2155	967	2546	1130	
318 DENMARK	7136	3120	51276	23879	
327 FRANCE	1156	783	4779	2759	
335 GERMANY W			2683	872	
344 ITALY			985	1197	
353 MOROCCO	21975	7965	45413	17829	
359 NORWAY	110887	60365	433276	247446	
366 PORTUGAL	60206	33520	159272	95134	
375 SWEDEN	3060	1066	11253	4606	
388 YUGO SLAV			12944	9847	
400 U STATES	11119	8215	29731	22612	
TUNA FISH CANNED	217694	116001	754158	427311	2143
327 FRANCE	639	344	639	344	
347 JAPAN	98475	32585	826313	279805	
366 PORTUGAL			2562	2007	
400 U STATES	4375	3139	4375	3139	
FISH PRESERVED IN OIL N O P	103489	36068	833889	285295	2144
231 HONG KONG		2823		10666	
318 DENMARK				934	
327 FRANCE				938	
335 GERMANY W		2751		7181	
336 GREECE				123	
344 ITALY				1754	
347 JAPAN		683		11515	
354 NETHRLNOS				555	
363 PERU		54002		183352	
366 PORTUGAL		2262		19987	
400 U STATES		743		2178	
FISH PREPARED OR PRESERVED N O P		63264		239183	2145
100 U KINGDOM		2431		8065	
207 UN SO AFR		572		572	
231 HONG KONG		1920		17633	
318 DENMARK				842	
327 FRANCE		2804		2976	
335 GERMANY W				3360	
344 ITALY				789	
347 JAPAN		2099		8717	
352 MEXICO				5660	
354 NETHRLNOS				429	
359 NORWAY		1529		4974	
366 PORTUGAL				372	
400 U STATES		7944		67663	
HERRINGS CANNED		19299		122052	2146
100 U KINGDOM	11115	1955	38856	6678	
231 HONG KONG			396	257	
318 DENMARK			615	211	
335 GERMANY W	34538	8340	113591	27410	
354 NETHRLNOS	243	60	10196	1872	
359 NORWAY	319	107	10371	3642	
375 SWEDEN	1035	548	6558	3847	
400 U STATES			2418	1075	
FISH OFFAL OR REFUSE	47250	11010	183001	44992	2151
400 U STATES	1736	2940	6074	11769	
SPONGES OF MARINE PRODUCTION	1736	2940	6074	11769	2152
100 U KINGDOM		511		1188	
316 CUBA		4908		17114	
327 FRANCE		1893		1893	
336 GREECE				717	
344 ITALY		190		1380	
379 TURKEY		211		529	
400 U STATES		1205		11885	
FISHERY PRODUCTS N O P		8918		34706	2153
100 U KINGDOM				11421	
221 G GUIANA				52	
231 HONG KONG		48201		130597	
234 AUSTRALIA		2830		3885	
316 CUBA				113	
318 DENMARK				135	
335 GERMANY W		188		1408	
347 JAPAN		1185		15102	
352 MEXICO		6793		29906	
354 NETHRLNOS				102	
359 NORWAY		7838		8288	
375 SWEDEN		100		100	
400 U STATES		142632		574718	
		209767		775827	

IMPORTS INTO CANADA FOR CONSUMPTION

Articles and Countries from which Imported	MONTH OF MAY 1957		FIVE MONTHS ENDED MAY 1957		Class Number
	Quantities	Values (\$)	Quantities	Values (\$)	
FISH MEAL	CWT				2154
FUR SKINS CHINA AND JAP MINK	NO				2155
347 JAPAN	11000	22804	15000	30825	
400 U STATES	300	979	1300	3536	
	11300	23783	16300	34361	
FUR SKINS OPOSSUM UNDRRESSED	NO				2156
400 U STATES			4412	2156	
			4412	2156	
FUR SKINS RACCOON UNDRRESSED	NO				2157
400 U STATES	43519	116719	192365	529109	
	43519	116719	192365	529109	
FUR SKINS SHEEP LAMB UNDRRESSED	NO				2158
207 UN SO AFR	3000	5300	3000	5300	
234 AUSTRALIA	1168	1515	3497	5707	
304 ARGENTINA	14290	17892	20394	30193	
386 URUGUAY			380	730	
400 U STATES	35541	69332	118732	241573	
	53999	94039	146003	283503	
FUR SKINS MARINE UNDRRESSED	NO				2161
400 U STATES			63	365	
			63	365	
FUR SKINS FOX UNDRRESSED	NO				2162
100 U KINGDOM	600	8000	2055	27386	
326 FINLAND			203	2207	
359 NORWAY			717	6869	
375 SWEDEN	750	10000	1280	16298	
380 USSR	450	5418	450	5418	
400 U STATES	797	1692	1457	11408	
	2597	25110	6162	69586	
FUR SKINS KOLINSKY UNDRRESSED	NO				2163
100 U KINGDOM	2825	3247	17992	22524	
313 CHINA			13498	15717	
380 USSR	3600	4909	3600	4909	
	6425	8156	35090	43150	
FUR SKINS MINK UNDRRESSED	NO				2164
100 U KINGDOM			9288	71649	
318 DENMARK			2329	22544	
326 FINLAND			929	16890	
334 ST PIERRE			277	6141	
359 NORWAY			248	2415	
375 SWEDEN			257	3300	
380 USSR			1002	8004	
381 ALASKA			3	72	
400 U STATES	23609	359847	190730	3122070	
	23609	359847	205063	3253085	
FUR SKINS MUSKRAT UNDRRESSED	NO				2165
400 U STATES	258461	288158	1856371	2200913	
	258461	288158	1856371	2200913	
FUR SKINS PERSIAN LAMB UNDRRESS	NO				2166
100 U KINGDOM	9569	56061	91050	576148	
216 PAKISTAN	1900	10560	5910	27568	
354 NETHRLNDS			3184	18756	
380 USSR			1496	10472	
400 U STATES	46860	411847	372180	3123529	
	58329	478468	473820	3756473	
FUR SKINS RABBIT UNDRRESSED	NO				2167
313 CHINA			20000	2842	
327 FRANCE	21000	9754	97500	48439	
347 JAPAN	10000	4715	16746	8999	
400 U STATES	46181	20792	76658	35535	
	77181	35261	210904	95815	
FUR SKINS SQUIRREL UNDRRESSED	NO				2168
100 U KINGDOM	200	145	66200	37603	
347 JAPAN	7000	2908	7000	2908	
375 SWEDEN	18172	5792	28172	9087	
380 USSR	30000	20126	30000	20126	
400 U STATES	7000	4832	88200	59666	
	62372	33803	219572	129390	
FUR SKINS UNDRRESSED N O P	NO				2169
100 U KINGDOM	6102	25122	60359	100116	
309 BRAZIL	646	4231	646	4231	
313 CHINA	91000	67797	109760	75480	
335 GERMANY W	200	1400	200	1400	
352 MEXICO	600	1368	600	1368	
380 USSR	12000	26249	12000	26249	
381 ALASKA			45	939	
400 U STATES	17713	130851	62875	489086	
	128261	257018	246485	698869	
ASTRACHAN RUSSIAN HARE DRESSED					2171
RABBIT SKINS DRESSED N O P	DOZ				2172
100 U KINGDOM	100	254	100	254	
306 BELGIUM	2125	6286	7544	23996	
313 CHINA			4584	9631	
400 U STATES			67	265	
	2225	6540	12295	34146	
FUR SKINS DRESSED N O P					2173
100 U KINGDOM		11296		63925	
207 UN SO AFR		2756		2756	
234 AUSTRALIA		223		223	
304 ARGENTINA		3547		7564	
335 GERMANY W		72		2773	
344 ITALY				110	
386 URUGUAY		1828		4991	
400 U STATES		67262		878582	
		86984		960924	

IMPORTS INTO CANADA FOR CONSUMPTION

Articles and Countries from which Imported	MONTH OF MAY 1957		FIVE MONTHS ENDED MAY 1957		Class Number
	Quantities	Values (\$)	Quantities	Values (\$)	
HATTERS FURS NOT ON THE SKIN	L8				2174
100 U KINGDOM	1800	9956	4300	20206	
234 AUSTRALIA	3000	16588	7200	36363	
306 BELGIUM	3300	10549	15950	42618	
327 FRANCE	8300	21218	16395	43573	
335 GERMANY W	2000	5332	14405	40968	
344 ITALY			900	1961	
372 SPAIN	14850	32378	14850	32378	
400 U STATES	4173	16379	62650	277638	
	37423	112400	136650	495705	
FUR SKINS SHEEP DRESSED					2175
100 U KINGDOM				1505	
400 U STATES		15800		60243	
		15800		61748	
MANUFACTURES OF FUR N O P					2181
100 U KINGDOM		2541		9182	
234 AUSTRALIA				125	
327 FRANCE		1635		1635	
335 GERMANY W				1366	
336 GREECE				184	
344 ITALY		470		470	
347 JAPAN				63	
365 POLAND				603	
372 SPAIN				62	
375 SWEDEN				56	
376 SWITZRLND		165		165	
400 U STATES		41797		285829	
		46608		299740	
BRISTLES ANIMAL	L8				2191
100 U KINGDOM	18378	58599	98894	299516	
231 HONG KONG			133	279	
327 FRANCE			3407	9436	
335 GERMANY W	1796	4408	2509	6026	
354 NETHRLNDS	11880	22599	32439	62115	
400 U STATES	1670	3700	5270	10264	
	33724	89306	142652	387636	
HAIR UNMANUFACTURED	L8				2192
317 CZECHO S			11	250	
335 GERMANY W			41	736	
354 NETHRLNDS	25000	7680	100000	31200	
400 U STATES	174524	45165	751424	155896	
	199524	52845	851476	188082	
HORSE HAIR	L8				2193
100 U KINGDOM	500	1154	534	1388	
304 ARGENTINA			435	923	
352 MEXICO	384	510	951	1358	
400 U STATES	7936	11690	43224	63806	
	8820	13354	45144	67475	
HAIR CURLED OYEO N O P					2194
100 U KINGDOM		666		3160	
335 GERMANY W				1970	
400 U STATES		627		5098	
		1293		10228	
MANUFACTURES OF HAIR NOP					2195
100 U KINGDOM		191		4692	
231 HONG KONG		488		4020	
313 CHINA		592		6960	
327 FRANCE				1772	
335 GERMANY W		169		846	
400 U STATES		3728		11800	
		5168		30090	
HORSE HIDES	NO				2200
100 U KINGDOM			200	1652	
400 U STATES	46	344	1305	9586	
	46	344	1505	11238	
CALF SKINS AND KIPS RAW	NO				2201
344 ITALY			2000	13648	
354 NETHRLNDS	5000	14222	15000	43145	
375 SWEDEN			500	1610	
376 SWITZRLND	3086	24611	4737	36924	
400 U STATES	78485	227522	306915	862370	
	86571	266355	329152	957697	
CATTLE HIDES RAW	NO				2202
236 NEW ZEAL			300	2792	
400 U STATES	37935	189354	290715	1538010	
	37935	189354	291015	1540802	
SHEEP SKINS RAW	NO				2203
100 U KINGDOM	720	844	1956	1851	
304 ARGENTINA			1628	1798	
400 U STATES	77015	100660	300327	400471	
	77735	101504	303911	404120	
OTHER HIDES AND SKINS RAW NOP	NO				2204
335 GERMANY W			1692	2100	
359 NORWAY	200	450	200	450	
400 U STATES	268	654	1884	4332	
	468	1104	3776	6882	
GOAT SKINS AND KID SKINS RAW	NO				2205
400 U STATES			9222	7925	
			9222	7925	
HIDE SECTIONS OR BELLIES	NO				2206
100 U KINGDOM	200	147	590	1161	
335 GERMANY W	200	3876	200	3876	
384 P RICO			11060	41860	
400 U STATES	28074	22974	149636	137114	
	28474	26997	161486	184011	

IMPORTS INTO CANADA FOR CONSUMPTION

Articles and Countries from which Imported	MONTH OF MAY 1957		FIVE MONTHS ENDED MAY 1957		Class Number
	Quantities	Values (\$)	Quantities	Values (\$)	
LEATHER DRESSED KID					2210
100 U KINGDOM		26945		190221	
327 FRANCE				97	
335 GERMANY W				14243	
372 SPAIN				18705	
400 U STATES		38629		157421	
		65574		380687	
BELTING LEATHER IN BUTTS					2211
100 U KINGDOM		5380		21180	
318 DENMARK		193		2294	
327 FRANCE				3848	
335 GERMANY W				102	
354 NETHRLNDS				1797	
389 IRELAND		427		427	
400 U STATES		4575		30429	
		10575		60077	
LEATHER TANNED N O P					2213
100 U KINGDOM		11759		56745	
215 INDIA				14034	
234 AUSTRALIA				521	
236 NEW ZEAL				1141	
304 ARGENTINA		3744		3744	
305 AUSTRIA		304		304	
306 BELGIUM				3937	
318 DENMARK		3871		3871	
327 FRANCE		758		12758	
354 NETHRLNDS				2020	
400 U STATES		16360		90302	
		36796		189377	
LEATHER DRESSED N O P					2215
100 U KINGDOM		69894		431052	
234 AUSTRALIA		1340		2584	
236 NEW ZEAL		204		3438	
306 BELGIUM		1030		1732	
309 BRAZIL		254		254	
327 FRANCE		43593		280444	
335 GERMANY W		1288		9037	
354 NETHRLNDS		51		2926	
376 SWITZRLND				77	
389 IRELAND		308		3813	
400 U STATES		150436		721248	
		268398		1457305	
CHAMOIS SKIN					2216
100 U KINGDOM		39440		181864	
234 AUSTRALIA				1306	
327 FRANCE		212		212	
400 U STATES		427		579	
		40079		183961	
PATENT AND UPHOLSTERY LEATHER					2217
100 U KINGDOM		268		429	
400 U STATES		10801		94854	
		11069		95283	
SOLE LEATHER	LB				2218
100 U KINGDOM	3000	1310	8431	3853	
400 U STATES	8884	3385	142513	47507	
	11884	4695	150944	51360	
SCRAP LEATHER					2219
400 U STATES		5008		45855	
		5008		45855	
PIG MOROCCO ROLLER LEATHERS					2220
100 U KINGDOM		27209		153045	
318 DENMARK				156	
400 U STATES		1284		20135	
		28493		173336	
LEATHER FROM EAST INDIA KIP					2221
100 U KINGDOM		78333		388636	
400 U STATES				612	
		78333		389248	
LEATHER FOR GLOVES OR CLOTHING					2224
100 U KINGDOM		101466		468406	
335 GERMANY W				817	
375 SWEDEN				575	
400 U STATES		147620		842410	
		249086		1312208	
LEATHER FOR UPHOLSTERY LEATHER					2225
100 U KINGDOM		8990		69211	
400 U STATES		1327		6342	
		10317		75553	
CRUST OIL LEATHER FOR CHAMOIS					2226
100 U KINGDOM		68		368	
		68		368	
BOOTS AND SHOES PEGGED LEATHER	PAIR				2231
BOOTS AND SHOES MENS LEATHER	PAIR				2232
100 U KINGDOM	32231	158416	195364	981732	
231 HONG KONG	3310	1975	3370	2035	
305 AUSTRIA	6	170	154	3385	
317 CZECHO S			900	2453	
326 FINLAND			6	63	
327 FRANCE			1542	10662	
335 GERMANY W	2058	11375	6735	37511	
344 ITALY	5038	34691	18009	111580	
353 MOROCCO	50	147	50	147	
354 NETHRLNDS	87	379	188	830	
360 ISRAEL	118	614	118	614	
376 SWITZRLND	7	104	348	4042	

IMPORTS INTO CANADA FOR CONSUMPTION

Articles and Countries from which Imported	MONTH OF MAY 1957		FIVE MONTHS ENDED MAY 1957		Class Number
	Quantities	Values (\$)	Quantities	Values (\$)	
400 U STATES	6710	32760	42347	192036	
BOOTS AND SHOES WOMENS LEATHER	49615	240631	269131	1347090	2233
100 U KINGDOM	10622	30884	59689	308504	
215 INDIA			148	294	
231 HONG KONG	1040	736	2180	1523	
305 AUSTRIA			12	92	
306 BELGIUM			801	6551	
327 FRANCE	99	611	139	902	
335 GERMANY W	2042	8794	6809	33080	
344 ITALY	4591	15897	26795	118423	
347 JAPAN			12024	4235	
352 MEXICO	198	727	5435	6663	
354 NETHRLNDS	299	721	697	2323	
372 SPAIN			234	516	
376 SWITZRLND	332	2349	4544	36169	
383 HAWAII	216	389	216	389	
400 U STATES	49138	180398	292552	1114853	
BOOTS SHOES CHILDRENS LEATHER	68577	241506	412275	1634517	2234
100 U KINGDOM	25513	23252	164378	145474	
231 HONG KONG	1440	592	2028	995	
335 GERMANY W	587	2149	2138	6742	
344 ITALY	300	211	702	588	
347 JAPAN			6012	1658	
354 NETHRLNDS	1333	1453	2345	2561	
400 U STATES	9586	11393	43427	68405	
GARMENTS LEATHER	38699	39050	221030	226423	2235
100 U KINGDOM		826		3513	
306 BELGIUM				136	
335 GERMANY W				331	
344 ITALY				185	
400 U STATES		1222		7420	
GLOVES MITTS LEATHER		2048		11655	2236
100 U KINGDOM		21279		89429	
216 PAKISTAN				1119	
317 CZECHO S				304	
327 FRANCE		2306		21830	
335 GERMANY W		392		5376	
344 ITALY		535		4100	
347 JAPAN		3885		12093	
354 NETHRLNDS		300		356	
372 SPAIN				356	
376 SWITZRLND				479	
400 U STATES		11293		42252	
GLOVES OF KID WOMENS		39990		177624	2237
100 U KINGDOM				1825	
306 BELGIUM		103		1328	
327 FRANCE		6788		90087	
335 GERMANY W		435		33838	
344 ITALY		738		2727	
400 U STATES		63		63	
HARNES AND SADDLERY		8127		129868	2238
100 U KINGDOM		9060		39660	
322 EGYPT				168	
335 GERMANY W		379		807	
352 MEXICO		94		94	
354 NETHRLNDS		166		166	
400 U STATES		23319		107021	
LEATHER BELTING		33018		147916	2239
100 U KINGDOM		2772		6745	
318 DENMARK				711	
327 FRANCE				178	
335 GERMANY W		141		922	
354 NETHRLNDS		2003		2186	
400 U STATES		3043		21198	
MFRS OF LEATHER DR RAWHIDE NOP		7959		31940	2241
100 U KINGDOM		9410		59025	
216 PAKISTAN				260	
231 HONG KONG				242	
305 AUSTRIA				68	
306 BELGIUM				57	
327 FRANCE		61		484	
335 GERMANY W		1163		7443	
344 ITALY		2456		8887	
347 JAPAN		355		1754	
353 MOROCCO		102		102	
354 NETHRLNDS				761	
372 SPAIN		593		728	
375 SWEDEN		254		254	
376 SWITZRLND				1404	
388 YUGO SLAV		1472		3122	
400 U STATES		50787		278115	
SOLES AND HEELS LEATHER		66653		362706	2243
100 U KINGDOM		8765		13660	
400 U STATES		8698		43777	
SHOE LIFTS AND WELTING LEATHER		17463		57437	2244
100 U KINGDOM		2023		2300	

IMPORTS INTO CANADA FOR CONSUMPTION

Articles and Countries from which Imported	MONTH OF MAY 1957		FIVE MONTHS ENDED MAY 1957		Class Number	
	Quantities	Values (\$)	Quantities	Values (\$)		
STRAPS LEATHER	400 U STATES			4854	20692	2245
				6877	22992	
	100 U KINGDOM			6088	29977	
	231 HONG KONG				1504	
	327 FRANCE				1093	
	335 GERMANY W			2180	8220	
	344 ITALY			336	563	
	347 JAPAN			58	1734	
	354 NETHRLNDS				383	
	375 SWEDEN				85	
376 SWITZRLND			2103	9546		
400 U STATES			8499	59167		
			19264	112272		
BICYCLE SADDLES	NO					2246
100 U KINGDOM	6303	5268	22795	16934		
335 GERMANY W	14151	7898	40490	23043		
347 JAPAN			450	358		
354 NETHRLNDS	5900	4506	14065	11254		
400 U STATES	2700	2437	10920	10797		
	29054	20109	88720	62386		
BEEF AND VEAL FRESH	LB					2251
234 AUSTRALIA	41815	5801	65912	9882		
236 NEW ZEAL	574469	107177	685040	131880		
381 ALASKA	2507	1378	10751	6097		
400 U STATES	258163	133530	2075088	778965		
	876954	247886	2836791	926824		
MUTTON AND LAMB FRESH	LB					2252
234 AUSTRALIA	270438	62575	3328855	698296		
236 NEW ZEAL	2800732	572183	4273910	888412		
381 ALASKA			205	167		
400 U STATES	38573	14937	347502	119345		
	3109743	649695	7950472	1706220		
PORK FRESH	LB					2253
234 AUSTRALIA	23700	10118	44040	19379		
236 NEW ZEAL	17340	3378	51867	16310		
	41040	13496	95907	35689		
POULTRY NOP GAME	LB					2254
PARTRIDGE						
234 AUSTRALIA	700	140	18280	6868		
381 ALASKA			155	101		
400 U STATES	126840	44640	466094	173268		
	127540	44780	484529	180237		
MEATS FRESH N O P	LB					2257
316 CUBA	450	704	1740	2671		
352 MEXICO			720	957		
400 U STATES	6646	5227	29308	22801		
	7096	5931	31768	26429		
EDIBLE OFFAL FRESH	LB					2258
234 AUSTRALIA	118822	39551	147695	53226		
236 NEW ZEAL			189	63		
400 U STATES	579789	57307	1528861	196571		
	698611	96858	1676745	249860		
CHICKENS AND FOWL	LB					2259
381 ALASKA			376	259		
400 U STATES	652105	174208	2477807	645118		
	652105	174208	2478183	645377		
TURKEYS	LB					2260
381 ALASKA	118	53	392	174		
400 U STATES	872818	321214	2641974	1001463		
	872936	321267	2642366	1001637		
BACON HAMS OTHER	LB					2261
PORK PREPARED						
400 U STATES	27661	9307	100341	47718		
	27661	9307	100341	47718		
BEEF PICKLED	LB					2263
400 U STATES	1592834	292690	4643224	874964		
	1592834	292690	4643224	874964		
CANNED MEATS POULTRY	LB					2264
GAME NOP						
100 U KINGDOM	283149	63360	732775	167540		
231 HONG KONG	318	256	759	702		
234 AUSTRALIA			82434	17581		
236 NEW ZEAL			36000	15541		
304 ARGENTINA	10800	2266	25260	4907		
318 DENMARK	21885	13814	77622	49234		
327 FRANCE	5884	4677	13327	13937		
335 GERMANY W	1805	575	6896	1676		
354 NETHRLNDS	1356	429	13233	4081		
359 NORWAY			116	67		
400 U STATES	312838	85562	1354778	389710		
	638035	170939	2343200	664976		
EXTRACTS OF MEAT	LB					2265
FLUID BEEF						
100 U KINGDOM	14553	10675	29542	24151		
234 AUSTRALIA	11284	10567	55860	73068		
236 NEW ZEAL			11200	17916		
304 ARGENTINA			7392	8493		
362 PARAGUAY			2471	450		
386 URUGUAY			224	484		
400 U STATES			357	357		
	25837	21242	107046	124919		
MEATS PREPARED NOT CANNED	LB					2266
400 U STATES	14298	8061	138752	98961		
	14298	8061	138752	98961		
PORK BARRELLED IN BRINE	LB					2267
PORK DRY SALTED	LB					2268

IMPORTS INTO CANADA FOR CONSUMPTION

Articles and Countries from which Imported	MONTH OF MAY 1957		FIVE MONTHS ENDED MAY 1957		Class Number
	Quantities	Values (\$)	Quantities	Values (\$)	
SAUSAGE					
381 ALASKA	LB		686	266	2269
400 U STATES		5235 3377	24748 15693		
		5235 3377	25434 15959		
SOUPS SOUP PREPARATIONS N O P					
100 U KINGDOM		333		1871	2270
318 DENMARK				152	
354 NETHRLNOS		695		8409	
362 PARAGUAY				14399	
376 SWITZRLND		8661		52547	
381 ALASKA				119	
400 U STATES		46590		310581	
		56279		388078	
MEAT PIES FROZEN	LB				2271
400 U STATES		90394 34636	676764 261891		
		90394 34636	676764 261891		
COMPLETE DINNERS MEAT FROZEN	LB				2272
400 U STATES		112902 87469	390515 282361		
		112902 87469	390515 282361		
BEEF CANNED N O P	LB				2273
100 U KINGDOM			240	63	
234 AUSTRALIA		129308 29676	466198 116588		
304 ARGENTINA		26550 6492	49500 11669		
318 DENMARK			7950 6053		
335 GERMANY W			117 56		
354 NETHRLNDS		550 119	946 254		
400 U STATES		965 751	4230 3915		
		157373 37038	529181 138598		
CORNEO BEEF CANNED	LB				2274
234 AUSTRALIA		224441 63123	1072633 351090		
304 ARGENTINA		712800 167067	2336460 531925		
327 FRANCE		28364 7295	71364 18987		
362 PARAGUAY			111600 30289		
386 URUGUAY		324000 70248	459000 101489		
		1289605 307733	4051057 1033780		
MILK SKIM POWDERED	LB				2280
100 U KINGDOM		342000 38832	2011146 225379		
234 AUSTRALIA		79800 7807	259000 29032		
236 NEW ZEAL		326700 32775	2666130 264231		
316 CUBA			321500 24704		
400 U STATES		123600 20486	395853 56574		
		872100 99900	5653629 599920		
MILK AND CREAM FRESH	GAL				2281
318 DENMARK		3060 7869	5580 15011		
400 U STATES		476 2540	2419 13166		
		3536 10409	7999 28177		
BUTTER	LB				2282
400 U STATES			* 40440 * 24116		
			40440 24116		
CASEIN	LB				2283
400 U STATES		1000 442	15190 5422		
		1000 442	15190 5422		
CHEESE	LB				2284
100 U KINGDOM		9052 3384	32292 13671		
236 NEW ZEAL			1800 572		
304 ARGENTINA		4511 1710	21011 8057		
305 AUSTRIA		8317 3284	23834 9660		
318 DENMARK		110966 43629	805529 304168		
326 FINLAND		1100 422	6680 1897		
327 FRANCE		34091 18034	169816 88058		
335 GERMANY W		6766 3070	32116 15215		
336 GREECE			10637 3108		
344 ITALY		202955 96256	799871 386417		
354 NETHRLNDS		74555 29208	367665 144827		
359 NORWAY		1643 805	13474 6107		
375 SWEDEN		661 156	1162 402		
376 SWITZRLND		135009 82065	747970 434540		
400 U STATES		89710 48315	673356 340090		
		679336 330338	3707213 1756789		
MILK CONDENSED OR EVAPORATED	LB				2285
100 U KINGDOM		800 145	800 145		
381 ALASKA		1560 197	1560 197		
400 U STATES		5588 1555	21681 5108		
		7948 1897	24041 5450		
MILK WHOLE POWDERED	LB				2286
100 U KINGDOM			22400 5671		
354 NETHRLNOS			641 309		
389 IRELAND			22400 5690		
400 U STATES		7411 3951	16065 9406		
		7411 3951	61306 21076		
DRIED WHEY DRIED BUTTERMILK	LB				2287
400 U STATES		89539 7172	273288 22691		
		89539 7172	273288 22691		
OLEIC ACID OR RED OIL	LB				2288
400 U STATES			79154 15000		
			79154 15000		
STEARIC ACID	LB				2289
100 U KINGDOM		32400 4634	79416 11910		
400 U STATES		11700 2088	180308 29125		
		44100 6722	259724 41035		
LARD OIL	GAL				2291
400 U STATES		2726 5468	3363 6673		
		2726 5468	3363 6673		

* Imported for use in the manufacture of sweetened condensed milk for export and not for consumption in Canada.

IMPORTS INTO CANADA FOR CONSUMPTION

Articles and Countries from which Imported	MONTH OF MAY 1957		FIVE MONTHS ENDED MAY 1957		Class Number
	Quantities	Values (\$)	Quantities	Values (\$)	
MEATS FOOT OIL	GAL				2292
ANIMAL OIL N O P	GAL				2293
100 U KINGDOM	2567	1574	2892	1893	
335 GERMANY W	1102	5051	1102	5051	
400 U STATES			6547	9387	
	3669	6625	10541	16331	
COD LIVER OIL	GAL				2294
100 U KINGDOM	6750	12256	30600	45904	
359 NORWAY	3650	6533	4900	8162	
400 U STATES			537	948	
	10400	18789	36037	55014	
FISH OIL N O P	GAL				2295
347 JAPAN	1693	14332	6923	44726	
400 U STATES	120370	101260	217724	191560	
	122063	115592	224647	236286	
SEAL OIL	GAL				2296
WHALE AND SPERMACEYI OIL	GAL				2297
100 U KINGDOM	825	1802	2310	3943	
359 NORWAY			900	950	
400 U STATES	4492	6069	9667	13429	
	5317	7871	12877	18322	
MALIBUT LIVER OIL					2298
FISH OIL CONCENTRATED					2299
400 U STATES		424		897	
		424		897	
FISH OIL FOR FORTIFYING					2300
100 U KINGDOM		1874		2880	
347 JAPAN		31853		49644	
400 U STATES		14436		29546	
		48163		82070	
BEE SWAX	LB				2302
100 U KINGDOM			655	392	
304 ARGENTINA	11023	6724	11023	6724	
309 BRAZIL			11178	7497	
312 CHILE	6611	4284	2426	15452	
316 CUBA	6205	3812	6205	3812	
338 HAITI	4947	3229	8364	5460	
354 NETHRLMDS			458	132	
400 U STATES	12339	8775	89858	61157	
	41125	26824	151987	100626	
CANDLES N O P	LB				2303
100 U KINGDOM			5130	1794	
318 DENMARK			448	201	
335 GERMANY W			160	71	
360 ISRAEL	540	108	540	108	
400 U STATES	1916	490	19398	7218	
	2456	598	25676	9392	
GREASE AND DEGRAS	CWT				2304
100 U KINGDOM	381	4024	973	9096	
354 NETHRLMDS			50	2189	
400 U STATES	12159	93047	69931	539007	
	12540	97071	70954	550292	
LARD AND COMPOUNDS STEARINE	LB				2307
100 U KINGDOM	291739	52400	573028	104364	
400 U STATES	1133297	122857	9037073	1136977	
	1425036	175257	9610101	1241341	
TALLOW	LB				2308
400 U STATES	4200	765	160517	12803	
	4200	765	160517	12803	
EGG ALBUMEN DRIED POWDERED ETC	LB				2315
100 U KINGDOM			39	68	
313 CHINA	3000	3365	11100	11028	
400 U STATES	5200	6136	60170	77286	
	8200	9501	71309	88382	
EGG YOLK DRIED POWDERED ETC	LB				2316
EGGS WHOLE DRIED POWDERED ETC	LB				2317
313 CHINA			39000	23767	
400 U STATES	1848	1848	2973	3043	
	1848	1848	41973	26810	
GELATINE INEDIBLE PHOTOGRAPHIC	LB				2320
400 U STATES	21207	32072	79046	106327	
	21207	32072	79046	106327	
ANIMAL GLANDS FOR MEDICINE					2321
400 U STATES		346		4787	
		346		4787	
BLOOD ALBUMEN AND BLOOD DRIED					2324
400 U STATES		679		2655	
		679		2655	
EGGS IN THE SHELL	DOZ				2325
231 HONG KONG	6211	3830	22184	13219	
381 ALASKA	1050	488	6810	3404	
400 U STATES	74730	162261	435990	1085196	
	81991	166579	464984	1101819	
EGGS YOLK OR ALBUMEN FROZEN	LB				2326
354 NETHRLMDS			500	481	
400 U STATES			15235	11322	
			15735	11803	
GELATINE CAPSULES EMPTY					2328
400 U STATES		33031		219058	
		33031		219058	

IMPORTS INTO CANADA FOR CONSUMPTION

Articles and Countries from which Imported	MONTH OF MAY 1957		FIVE MONTHS ENDED MAY 1957		Class Number
	Quantities	Values (\$)	Quantities	Values (\$)	
GELATINE EDIBLE	LB				2329
100 U KINGDOM	90296	41926	203424	93107	
234 AUSTRALIA	78850	29544	152545	57206	
306 BELGIUM	11023	4488	22146	9160	
318 DENMARK			6720	3058	
327 FRANCE	6393	2490	30904	12532	
344 ITALY	110	109	110	109	
354 NETHRLNDS			9860	4201	
400 U STATES	108860	68974	307342	190525	
	295532	147531	733051	369898	
GELATINE N O P	LB				2331
100 U KINGDOM	6120	3508	68520	19018	
306 BELGIUM			133	61	
400 U STATES	3029	1394	124633	45809	
	9149	4902	193286	64888	
GLUE ANIMAL POWDERED OR SHEET	LB				2332
100 U KINGDOM	247800	42156	743092	121852	
234 AUSTRALIA			39200	6186	
375 SWEDEN	2240	318	2240	318	
400 U STATES	395368	72878	792848	153525	
	645408	115352	1577380	281881	
GLUE N O P	LB				2333
100 U KINGDOM			10642	1579	
375 SWEDEN			4409	2152	
400 U STATES	5580	3114	28624	15620	
	5580	3114	43675	19351	
GUT AND MANUFACTURES N O P					2336
100 U KINGDOM		824		4234	
234 AUSTRALIA		1397		5335	
327 FRANCE		213		1321	
400 U STATES		652		8779	
		3086		19669	
HONEY	LB				2337
100 U KINGDOM			1316	863	
224 JAMAICA			640	137	
354 NETHRLNDS	2381	744	4741	1491	
388 YUGO SLAV			330	125	
400 U STATES	476068	70882	2481755	365983	
	478449	71626	2488782	368599	
MANURES ANIMAL	CWT				2338
400 U STATES	9020	14270	27692	44073	
	9020	14270	27692	44073	
MUSK IN PODS OR GRAINS	OZ				2339
231 HONG KONG	571	18930	571	18930	
400 U STATES	5	312	5	312	
	576	19242	576	19242	
RENNET RAW AND PREPARED	LB				2340
400 U STATES	33960	17215	99798	43464	
	33960	17215	99798	43464	
SAUSAGE CASINGS UNCLEANED	LB				2341
400 U STATES	35640	6347	103640	19575	
	35640	6347	103640	19575	
SAUSAGE CASINGS CLEANED	LB				2342
100 U KINGDOM	20125	66598	20125	66598	
234 AUSTRALIA	46767	61331	184520	270387	
236 NEW ZEAL	337801	836031	723123	1729363	
335 GERMANY W	1702	2934	2824	5142	
354 NETHRLNDS			280	488	
400 U STATES	550	2755	31045	28519	
	406945	969649	961917	2100497	
TANKAGE	CWT				2343
236 NEW ZEAL			219	1707	
400 U STATES	16734	24727	54170	97757	
	16734	24727	54389	99464	
ANIMAL PRODUCTS N O P					2344
100 U KINGDOM		65		1966	
231 HONG KONG		731		4552	
327 FRANCE				958	
335 GERMANY W				306	
347 JAPAN		1753		7114	
352 MEXICO		768		768	
354 NETHRLNDS				290	
400 U STATES		66133		174066	
		69450		190020	
HORSE MEAT AND MEAT FOR FEED	CWT				2345
400 U STATES	4092	23600	16459	116536	
	4092	23600	16459	116536	
DOG FOOD AND PET STOCK FOOD					2347
100 U KINGDOM				5762	
231 HONG KONG				203	
306 BELGIUM				63	
335 GERMANY W		313		594	
400 U STATES		23111		125191	
		23424		131813	
TARIFF 206 254 635 679 686 699					2348
400 U STATES		611		3022	
		611		3022	

IMPORTS INTO CANADA FOR CONSUMPTION

Articles and Countries from which Imported	MONTH OF MAY 1957		FIVE MONTHS ENDED MAY 1957		Class Number
	Quantities	Values (\$)	Quantities	Values (\$)	
GROUP 3					
FIBRES TEXTILES AND PRODUCTS					
RAW COTTON					
215 INDIA	CWT		497	12978	3001
352 MEXICO		497	3008	89725	
363 PERU			51	2595	
400 U STATES			792451	22974102	
		149071	4275468	796007	
		149568	4290731	23079400	
COTTON LINTERS N O P	LB				3002
309 BRAZIL			51256	6494	
323 EL SALVD		103001	619157	46391	
352 MEXICO			158510	9182	
358 NICARAGUA		97999	250102	18085	
380 USSR			111413	8815	
392 SYRIA		2092355	2092355	118310	
400 U STATES		2136930	9218280	680692	
		4430285	299097	12501073	
				887969	
COTTON LINTERS FOR PAPER	LB				3003
BATTS BATTING WAODING COTTON	LB				3004
100 U KINGDOM		90	54	54	
400 U STATES		46989	26940	365407	
		47079	26994	200412	
				200466	
CARDED SLIVER COTTON FIBRES	LB				3005
COTTON THREAD	LB				3009
100 U KINGDOM		3666	10671	12904	
317 CZECHO S				19476	
335 GERMANY W		45	147	45	
344 ITALY				2861	
354 NETHRLNDS				252	
376 SWITZRLND				3464	
400 U STATES		57693	87962	293486	
		61404	98780	332488	
				527552	
COTTON YARNS SINGLES N O P	LB				3011
100 U KINGDOM		12106	14674	84753	
400 U STATES		18714	17757	167630	
		30820	32431	252383	
				245170	
YARNS SINGLES FOR KNIT GOODS	LB				3012
100 U KINGDOM		1256	1313	6742	
400 U STATES		112472	90170	312951	
		113728	91483	319693	
				250530	
COTTON YARNS N O P	LB				3013
100 U KINGDOM		19250	12136	56465	
335 GERMANY W				20	
354 NETHRLNDS				254	
400 U STATES		219993	155631	857461	
		239243	167767	914200	
				755897	
CROCHET KNITTING COTTON M O P	LB				3014
100 U KINGDOM		71	421	603	
327 FRANCE		1270	6323	5327	
400 U STATES		3742	6239	53674	
		5083	12983	59604	
				108253	
CORDS AND TWINE COTTON N O P	LB				3015
100 U KINGDOM		12506	6205	45151	
400 U STATES		20851	18206	104816	
		33357	24411	149967	
				127194	
COTTON YARNS TINSEL THREAD	LB				3017
100 U KINGDOM		126	239	126	
327 FRANCE				40	
400 U STATES		4963	11655	27682	
		5089	11894	27848	
				80119	
MERCERIZED YARNS 40 AND FINER	LB				3018
100 U KINGDOM		2996	6390	10458	
400 U STATES		934	1517	3310	
		3930	7907	13768	
				22834	
				5673	
				28507	
COTTON YARNS HANKS FOR THREAD	LB				3019
100 U KINGDOM		107371	167351	511317	
305 AUSTRIA		3375	7593	8580	
389 IRELAND		50	66	50	
400 U STATES		48898	73325	207300	
		159694	248335	727247	
				1122220	
COTTON YARN 2 PLY 80 AND FINER	LB				3020
100 U KINGDOM				4956	
				22514	
				22514	
COTTON YARN SINGLES FOR THREAD	LB				3021
100 U KINGDOM		120064	153046	639567	
400 U STATES		516	495	516	
		120580	153541	640083	
				805489	
				495	
				805984	
COTTON YARN TO BE MERCERIZED	LB				3022
100 U KINGDOM		8474	18324	53014	
400 U STATES				73556	
		8474	18324	126570	
				174173	
COTTON YARNS SINGLES 20 TO 40	LB				3023
100 U KINGDOM		43738	47581	239813	
400 U STATES		5221	3829	32358	
		48959	51410	272171	
				282700	
COLOURED COT FAB NDP OVER 80 C	LB				3026
100 U KINGDOM		74201	148427	344311	
215 INDIA		2793	6181	13723	
305 AUSTRIA		5286	11212	11492	
				690462	
				16497	
				21350	

IMPORTS INTO CANADA FOR CONSUMPTION

Articles and Countries from which Imported	MONTH OF MAY 1957		FIVE MONTHS ENDED MAY 1957		Class Number
	Quantities	Values (\$)	Quantities	Values (\$)	
306 BELGIUM	5 5040	5 2926	2 52744	2 51737	
317 CZECHO S	3 7508	3 7615	1 90916	1 98024	
318 DENMARK	1 4048	3 0078	1 7982	3 5738	
327 FRANCE	4 190	9 618	2 0206	5 7773	
335 GERMANY W	3 1166	5 8232	2 94642	5 83202	
344 ITALY	5 038	1 5765	2 7216	8 0300	
347 JAPAN	1 27568	1 37995	4 55621	5 58060	
354 NETHRLNDS	7 1832	1 12376	4 14623	6 44777	
365 POLAND			1 0529	1 1714	
372 SPAIN	9 933	1 0872	1 1149	1 3889	
375 SWEDEN	40	73	907	1 982	
376 SWITZRLND	2 215	7 033	2 3514	9 5550	
383 HAWAII			500	945	
400 U STATES	1 793088	2 492743	1 0643101	1 5739264	
	2 233246	3 131146	1 2733176	1 9001264	
COLORED COT FAB NOP 50 TO 80 C	LB				30 27
100 U KINGDOM	4 487	2 803	1 8151	1 2119	
215 INDIA	2 21442	1 29444	6 12359	3 50127	
306 BELGIUM	1 2600	9 757	1 53036	1 17605	
317 CZECHO S	1 8754	1 3284	4 9280	3 6039	
335 GERMANY W			7 966	5 831	
344 ITALY	1 715	1 113	9 644	5 944	
347 JAPAN	3 6423	2 6656	7 6549	5 4992	
354 NETHRLNDS	1 279	733	6 686	4 670	
365 POLAND	4 928	3 182	4 0695	2 4701	
400 U STATES	7 2743	5 1201	5 40709	3 75616	
	3 74371	2 38173	1 515075	9 87644	
COLORED COT FAB NOP UNDER 50 C	LB				30 28
100 U KINGDOM			6 567	3 088	
215 INDIA	8 5652	3 9829	3 03525	1 40045	
344 ITALY			3 84	154	
365 POLAND			1 9564	8 345	
400 U STATES	1 0675	3 949	4 3102	1 7259	
	9 6327	4 3778	3 73142	1 68891	
COTTON DENIMS	LB				30 29
100 U KINGDOM			8 38	976	
215 INDIA	9 873	5 700	4 4194	2 4582	
400 U STATES	3 00640	2 01155	1 441476	1 006807	
	3 10513	2 06855	1 486508	1 032365	
HANDKERCHIEF COTTON BLEACHED	LB				30 30
100 U KINGDOM	1 648	2 241	8 687	1 3019	
347 JAPAN			1 2431	1 2460	
400 U STATES			74	162	
	1 648	2 241	2 1192	2 5641	
COTTON FABRIC NOT BLEACHED NOP	LB				30 31
100 U KINGDOM	4 49	5 87	3 8852	4 8217	
215 INDIA	4 19321	1 87984	1 200532	5 25023	
216 PAKISTAN			2 1921	1 0565	
224 JAMAICA	2 7154	1 7043	1 97996	1 28770	
231 HONG KONG			2 687	1 615	
305 AUSTRIA	3 439	2 793	1 6913	1 3694	
306 BELGIUM	6 220	4 386	3 4491	2 2548	
317 CZECHO S	5 483	4 435	2 4207	1 9602	
347 JAPAN	1 12120	7 9925	5 40463	3 96394	
354 NETHRLNDS	5 880	3 428	2 0716	1 2295	
365 POLAND			7 746	4 450	
376 SWITZRLND			76	249	
400 U STATES	7 30481	5 19561	4 681847	3 418344	
	1 310547	8 20142	6 788447	4 601766	
CANTON FLANNELS NOT COLOURED	LB				30 32
100 U KINGDOM	3 148	4 992	6 4677	1 28308	
215 INDIA	1 2238	7 079	1 7538	1 0822	
306 BELGIUM	1 162	1 059	9 173	5 561	
317 CZECHO S			4 440	3 563	
335 GERMANY W	4 49	6 22	4 49	6 22	
347 JAPAN	7 1499	6 6931	8 97914	2 92216	
354 NETHRLNDS			9 067	7 814	
365 POLAND	4 5532	2 7660	2 15082	1 33148	
376 SWITZRLND			330	1 233	
400 U STATES	7 7455	1 09301	4 48050	5 51086	
	2 11483	2 17644	1 066720	1 134373	
TOWELLING IN THE WEB	LB				30 33
100 U KINGDOM			2 35	246	
215 INDIA	3 854	2 366	1 2232	7 423	
231 HONG KONG			2 500	1 625	
347 JAPAN	3 90	2 58	3 90	2 58	
400 U STATES	1 943	1 800	1 4767	1 3668	
	6 187	4 424	3 0124	2 3220	
VOILES SCRIMS NOT COLOURED	LB				30 34
100 U KINGDOM	8 11	2 328	3 016	7 872	
215 INDIA	6 334	4 155	1 2205	7 887	
231 HONG KONG			4 543	3 148	
347 JAPAN	6 302	6 017	2 7942	2 6309	
354 NETHRLNDS			1 1242	7 861	
376 SWITZRLND	2 09	1 038	3 450	1 5506	
400 U STATES	2 384	4 083	1 11669	1 31869	
	1 6040	1 7621	1 74067	2 00452	
COTTON FABRICS BLEACHED N O P	LB				30 35
100 U KINGDOM	8 667	1 4352	3 5917	5 4197	
215 INDIA	148	98	2 816	1 540	
306 BELGIUM			3 504	3 178	
317 CZECHO S			1 70	3 26	
335 GERMANY W	65	1 19	1 053	1 419	
347 JAPAN	608	4 11	1 399	1 048	
354 NETHRLNDS	5 084	4 649	1 4082	1 3553	
365 POLAND	1 246	7 62	8 684	5 377	

IMPORTS INTO CANADA FOR CONSUMPTION

Articles and Countries from which Imported	MONTH OF MAY 1957		FIVE MONTHS ENDED MAY 1957		Class Number
	Quantities	Values (\$)	Quantities	Values (\$)	
376 SWITZRLND	14	71	715	2582	
400 U STATES	26624	37708	210659	274355	
COTTON CHEESECLOTH AND GAUZE	42456	58170	278999	357575	3036
100 U KINGDOM	6947	9007	38182	47485	
335 GERMANY W			90	158	
347 JAPAN			7232	5842	
400 U STATES	467182	407750	1743075	1531289	
POPLIN BLEACHED NOT COLOURED	474129	416757	1788579	1584774	3037
100 U KINGDOM	32863	68096	44461	93303	
347 JAPAN	79118	84502	196526	200472	
354 NETHRLNDS			6803	11774	
376 SWITZRLND	301	1252	510	2094	
400 U STATES	19120	22058	62398	71447	
COTTON FABRICS COUNT 100	131402	175908	310698	379090	3039
100 U KINGDOM	59165	206209	291753	969720	
400 U STATES			491	1251	
COTTON FABRICS CUT PILE N O P	59165	206209	292244	970971	3040
100 U KINGDOM	379	863	742	1832	
335 GERMANY W	5477	12313	20253	44864	
400 U STATES	4008	6984	19230	34373	
COTTON FABRIC FOR TYPE RIBBON	9864	20160	40225	81069	3041
100 U KINGDOM	15946	61520	59630	235996	
354 NETHRLNDS			580	1618	
400 U STATES	313	2907	2200	23206	
COTTON FABRIC BILLIARD CLOTH	16259	64427	62410	260820	3042
100 U KINGDOM			249	974	
400 U STATES			458	818	
SAILCLOTH EGYPTIAN COTTON			707	1792	3043
100 U KINGDOM	432	844	3336	8307	
FILTER CLOTH FOR MINING	432	844	3336	8307	3044
400 U STATES			1186	1595	
COTTON FABRIC KNITTED			1186	1595	3045
100 U KINGDOM	48371	46028	157306	164301	
335 GERMANY W			28	114	
400 U STATES	38220	58564	331312	509689	
COTTON SHADOW CRETONNES	86591	104592	488646	674104	3046
100 U KINGDOM			77	203	
400 U STATES	1653	952	1653	952	
COTTON GABARDINES	1653	952	1730	1155	3047
100 U KINGDOM	6435	24001	24897	76303	
400 U STATES			1822	2148	
COTTON FABRICS 80 TO 99 COUNT	6435	24001	26719	78451	3048
100 U KINGDOM	4991	16137	17802	58157	
COTTON FABRICS CUT WEFT PILE	4991	16137	17802	58157	3049
100 U KINGDOM	12900	35745	23104	64451	
306 BELGIUM			128	393	
317 CZECHO S	8538	7539	11173	10295	
327 FRANCE			74	467	
335 GERMANY W	247	712	431	1216	
344 ITALY			1064	2968	
347 JAPAN	44010	57007	147656	197365	
354 NETHRLNDS			106	161	
400 U STATES	73929	95974	232011	339880	
COTTON FABRICS FOR BOOK COVERS	139624	196977	415747	617196	3050
100 U KINGDOM	12280	13838	55871	55847	
400 U STATES	10912	11809	42851	46902	
LACE NOT COLOURED FOR CLOTHING	23192	25647	98722	102749	3051
100 U KINGDOM	606	2079	5963	14216	
305 AUSTRIA	9661	39279	75940	262064	
306 BELGIUM			19	198	
327 FRANCE	2135	12277	9465	42821	
335 GERMANY W	170	354	681	1840	
344 ITALY	3	76	22	657	
347 JAPAN	2742	3376	9899	10065	
376 SWITZRLND	2301	7066	18441	62604	
400 U STATES	7027	45865	36840	217376	
LACE COLOURED FOR CLOTHING	24645	110372	157270	611841	3052
100 U KINGDOM			149	971	
305 AUSTRIA			87	690	
317 CZECHO S			448	736	
327 FRANCE	478	4345	848	6470	
335 GERMANY W			273	646	
344 ITALY	37	260	45	450	
376 SWITZRLND	116	739	586	4890	
400 U STATES	3576	15951	10972	57875	
EMBROIDERIES COTTON N O P	4207	21295	13408	72728	3053
100 U KINGDOM	1279	2131	3644	6184	
215 INDIA			120	261	
231 HONG KONG			35	84	

IMPORTS INTO CANADA FOR CONSUMPTION

Articles and Countries from which Imported	MONTH OF MAY 1957		FIVE MONTHS ENDED MAY 1957		Class Number
	Quantities	Values (\$)	Quantities	Values (\$)	
305 AUSTRIA	49	305	784	3650	
306 BELGIUM			83	364	
327 FRANCE	3	74	339	1738	
344 ITALY	10	198	10	198	
354 NETHRLNDS			293	1238	
376 SWITZRLND	250	2787	4898	34886	
400 U STATES	97	649	1780	10517	
	1688	6144	11986	59120	
LACE BOBBINET NETS COTTON NOP	LB				3054
100 U KINGDOM	1520	3418	8479	17465	
215 INDIA	10	60	339	1865	
231 HONG KONG	200	643	729	2165	
305 AUSTRIA	60	156	433	2729	
306 BELGIUM			39	605	
327 FRANCE	32	452	242	1863	
335 GERMANY W	130	309	784	1543	
344 ITALY			187	2586	
347 JAPAN	358	405	792	836	
354 NETHRLNDS	485	2008	516	2151	
376 SWITZRLND	39	643	121	2347	
400 U STATES	809	3280	5785	19007	
	3643	11374	18446	55182	
WHITE COTTON BOBBINET PLAIN	YD				3055
100 U KINGDOM	5019	1319	25417	6762	
	5019	1319	25417	6762	
STOCKINGS COTTON WOMENS CHILDS	DZ PR				3062
100 U KINGDOM	4053	10219	34698	99496	
327 FRANCE			6	88	
372 SPAIN			3015	11269	
400 U STATES	4124	11195	30126	84834	
	8177	21414	67845	195687	
STOCKINGS COTTON MENS BOYS	DZ PR				3063
100 U KINGDOM	2116	6811	8237	20598	
344 ITALY			11	203	
347 JAPAN			1200	644	
400 U STATES	6866	22556	37708	122008	
	8982	29367	47156	143453	
GLOVES COTTON	DZ PR				3064
100 U KINGDOM	371	3061	7262	62502	
231 HONG KONG	1650	3796	11473	39756	
232 MALTA			251	1788	
305 AUSTRIA			38	362	
317 CZECHOS	8360	30333	24046	89827	
327 FRANCE	198	2109	1379	20738	
335 GERMANY W	484	2129	8241	52153	
344 ITALY	713	2462	3855	18692	
347 JAPAN	2805	5329	17915	59120	
400 U STATES	2136	8734	11052	51785	
	16717	57953	85512	396723	
SHIRTS COTTON NOT KNITTED	LB				3066
100 U KINGDOM	3060	16123	7768	35291	
215 INDIA	143	244	143	244	
231 HONG KONG	5502	8459	9432	11722	
305 AUSTRIA	154	301	427	899	
327 FRANCE	111	436	181	764	
336 GREECE	45	144	45	144	
344 ITALY	674	4098	1804	9038	
347 JAPAN	55205	63092	296215	344440	
352 MEXICO	32	99	32	99	
354 NETHRLNDS			352	386	
365 POLAND	6682	10148	8943	14794	
376 SWITZRLND	1706	9240	4274	23578	
383 HAWAII	55	229	317	1783	
400 U STATES	34984	100688	121484	314180	
	108353	213301	451417	757362	
UNDERWEAR COTTON KNITTED	LB				3067
100 U KINGDOM	3032	6358	30418	65780	
215 INDIA			9909	8332	
231 HONG KONG	990	847	3390	2782	
306 BELGIUM			339	588	
335 GERMANY W			200	260	
347 JAPAN			2185	3005	
354 NETHRLNDS			5182	9690	
376 SWITZRLND	15	171	31	309	
389 IRELAND			103	196	
400 U STATES	6209	11977	22544	52032	
	10246	19353	74301	142974	
COTTON CLOTHING N O P WOVEN	LB				3068
100 U KINGDOM	3558	13020	20029	77114	
231 HONG KONG	9427	13328	24985	30555	
234 AUSTRALIA	122	716	122	716	
305 AUSTRIA	96	1240	405	4820	
306 BELGIUM	8	62	650	1942	
317 CZECHOS	236	362	236	362	
318 DENMARK	30	145	30	145	
327 FRANCE	425	2929	1527	12723	
335 GERMANY W	783	2984	2237	13928	
337 GUATEMALA	86	167	214	847	
344 ITALY	3959	13418	9506	35647	
347 JAPAN	99188	148970	764295	1020430	
352 MEXICO	1594	4498	1942	5922	
354 NETHRLNDS	2544	5009	4514	10326	
360 ISRAEL	1642	5201	5241	19879	
367 AZORES	76	445	380	2853	
375 SWEDEN	186	1289	401	2265	
376 SWITZRLND	1157	6685	4744	30000	

IMPORTS INTO CANADA FOR CONSUMPTION

Articles and Countries from which Imported	MONTH OF MAY 1957		FIVE MONTHS ENDED MAY 1957		Class Number
	Quantities	Values (\$)	Quantities	Values (\$)	
383 HAWAII	313	1942	1204	8569	
400 U STATES	74818	221913	368336	1002136	
	200248	444323	1204998	2281179	
DRESSES WVN COTT WOMENS CHLDNS	NO				3069
100 U KINGDOM	618	6510	1940	19742	
231 HONG KONG	9	90	14438	8489	
305 AUSTRIA			87	908	
306 BELGIUM	54	52	116	180	
327 FRANCE	49	378	1039	8459	
335 GERMANY W			5	63	
344 ITALY	57	620	312	2594	
347 JAPAN	8640	3265	21020	16118	
352 MEXICO	190	335	190	335	
354 NETHRLNDS			4	80	
367 AZORES			744	700	
372 SPAIN			22	80	
376 SWITZRLND	280	1612	834	8362	
383 HAWAII	344	2286	2794	17352	
389 IRELAND	11	67	11	67	
400 U STATES	71162	261209	216742	764009	
	81414	276424	260298	847538	
SMOCKS OVRALLS WVN COTTON MENS	LB				3070
231 HONG KONG	3678	3324	3678	3324	
347 JAPAN	6100	7988	68285	81914	
354 NETHRLNDS			944	1540	
400 U STATES	29531	53592	135262	232643	
	39309	64904	208169	319421	
RAINCOATS WATERPROOFED COTTON	NO				3071
100 U KINGDOM	3689	14701	14202	110672	
231 HONG KONG	300	1026	1260	2415	
306 BELGIUM			201	1721	
318 DENMARK			28	534	
335 GERMANY W	296	3497	5190	56017	
344 ITALY	4	53	92	2844	
359 NORWAY	96	409	96	409	
360 ISRAEL			1752	12099	
375 SWEDEN			30	444	
376 SWITZRLND			27	315	
400 U STATES	789	5297	7022	30608	
	5174	24983	29900	218078	
CLTHG NOP COTT KNIT INFTS CHLD	LB				3072
100 U KINGDOM	4313	14315	21454	54611	
231 HONG KONG	3274	3640	8121	9300	
306 BELGIUM			629	2209	
327 FRANCE			40	461	
335 GERMANY W	520	1968	1398	5300	
347 JAPAN	6976	9098	97850	127911	
354 NETHRLNDS	117	321	492	1732	
400 U STATES	2206	6006	23853	65934	
	17406	35348	153837	267458	
CLTHG NOP COTT KNIT WOMNS GRLS	LB				3073
100 U KINGDOM	3885	9743	11956	35794	
305 AUSTRIA			79	956	
318 DENMARK			134	366	
327 FRANCE			5	103	
335 GERMANY W			125	128	
344 ITALY	176	801	420	2789	
347 JAPAN	853	1156	38254	44381	
354 NETHRLNDS	735	935	847	1285	
376 SWITZRLND	69	657	353	4210	
389 IRELAND			32	68	
400 U STATES	2208	7707	14812	51030	
	7926	20999	67017	141110	
CLTHG NOP COTT KNIT MENS BOYS	LB				3074
100 U KINGDOM	6269	13368	37561	88184	
215 INDIA	8976	7310	14025	11475	
231 HONG KONG	11014	8787	23636	18305	
305 AUSTRIA	115	307	115	307	
318 DENMARK			19	176	
327 FRANCE	1302	3743	3064	8422	
335 GERMANY W			1703	3652	
336 GREECE	45	88	45	88	
344 ITALY	75	645	479	3525	
347 JAPAN	29581	32583	303656	314087	
354 NETHRLNDS	375	612	1018	1975	
359 NORWAY			130	391	
376 SWITZRLND	193	1733	567	3781	
389 IRELAND	95	437	95	437	
400 U STATES	5998	15758	46635	110588	
	64038	85371	432748	565393	
BAGS COTTON	LB				3082
231 HONG KONG			1896	1215	
400 U STATES	4431	3596	40763	26855	
	4431	3596	42659	28070	
BELTING OF COTTON	LB				3083
100 U KINGDOM	5656	6942	17202	20035	
400 U STATES	12886	26223	66047	138572	
	18542	33165	83249	158607	
BLANKETS OF COTTON	LB				3084
100 U KINGDOM	3331	2603	13032	10735	
306 BELGIUM	36235	24563	229858	170733	
317 CZECHOS	2425	699	2425	699	
335 GERMANY W	19628	12799	72326	48247	
344 ITALY			8005	3890	
347 JAPAN	920	381	163020	36359	
354 NETHRLNDS	9610	3776	29333	14786	

IMPORTS INTO CANADA FOR CONSUMPTION

Articles and Countries from which Imported	MONTH OF MAY 1957		FIVE MONTHS ENDED MAY 1957		Class Number
	Quantities	Values (\$)	Quantities	Values (\$)	
400 U STATES	8680	9259	53043	60632	
TAPE AND WEBBING HOOK AND EYE	80829	54080	571042	346081	3085
100 U KINGDOM			1157	1717	
400 U STATES	624	1519	788	1941	
BRAIDED WICK FOR CANDLES	624	1519	1945	3658	3086
100 U KINGDOM				732	
372 SPAIN				936	
400 U STATES		1860		13160	
CURTAINS COTTON N O P		1860		14828	3087
100 U KINGDOM	105	324	844	2350	
305 AUSTRIA			12	83	
335 GERMANY W	152	148	152	148	
344 ITALY			176	293	
354 NETHRLNDS			80	112	
376 SWITZRLND			299	1570	
400 U STATES	9388	17823	47940	87289	
TABLE AND TRAY CLOTHS COTTON	9645	18295	49503	91845	3088
100 U KINGDOM	8038	18537	34316	74496	
216 PAKISTAN	76	659	101	1132	
231 HONG KONG	8311	14143	17668	35034	
306 BELGIUM	42	72	959	1571	
313 CHINA	2359	4058	34350	60806	
327 FRANCE			440	1774	
335 GERMANY W	639	994	2800	8150	
347 JAPAN	9620	10565	70169	62235	
354 NETHRLNDS	2380	3404	20380	48130	
367 AZORES	9	72	36	334	
373 CANARY IS			144	431	
376 SWITZRLND	240	339	497	2866	
388 YUGO SLAV			21	116	
400 U STATES	6674	11229	33421	56019	
DUCK SEAMLESS COTTON FOR HOSE	38388	64072	215302	353094	3089
FRINGES AND TASSELS COTTON					3090
400 U STATES	31	56	390	959	
HANDKERCHIEFS COTTON	31	56	390	959	3091
100 U KINGDOM	13808	35555	71351	184541	
231 HONG KONG	57	331	163	1406	
305 AUSTRIA	29	487	188	1146	
306 BELGIUM			50	213	
317 CZECHO S	1332	2422	3625	7340	
327 FRANCE	33	371	63	933	
335 GERMANY W			183	972	
344 ITALY			528	1002	
347 JAPAN	21185	21373	99621	100899	
354 NETHRLNDS	26	53	875	2676	
367 AZORES			9	492	
376 SWITZRLND	448	6087	7252	63769	
400 U STATES	3006	9497	14856	43257	
LADDER TAPES FOR BLINDS	39924	76176	198764	408646	3092
100 U KINGDOM	218	349	1711	2749	
400 U STATES	190	247	6618	5752	
WANTLE STOCKING FOR GAS LIGHT	408	596	8329	8501	3093
304 ARGENTINA		13969		13969	
QUILTS COUNTERPANES COTTON		13969		13969	3094
100 U KINGDOM	2343	2653	8947	11672	
215 INDIA	1265	1483	1658	1884	
344 ITALY			1288	1080	
347 JAPAN	5341	3719	21713	14388	
354 NETHRLNDS			6927	7990	
372 SPAIN	2550	1483	10484	6643	
400 U STATES	120000	130778	448756	550338	
SHEETS COTTON	131499	140116	499773	593995	3095
100 U KINGDOM	1893	2614	5467	7786	
215 INDIA			50	60	
306 BELGIUM	4911	3884	13754	11588	
335 GERMANY W	71	134	71	134	
347 JAPAN			4480	3949	
354 NETHRLNDS			760	615	
367 AZORES	175	436	1102	2684	
400 U STATES	56071	63300	337642	387138	
TOWELS COTTON	63121	70368	363326	413954	3096
100 U KINGDOM	1631	2145	11020	12077	
215 INDIA	826	486	6454	4152	
231 HONG KONG	32905	18811	82686	50775	
306 BELGIUM			507	541	
317 CZECHO S	2187	1734	43034	34467	
335 GERMANY W	95	107	95	107	
347 JAPAN	7616	6169	51180	36984	
354 NETHRLNDS	1322	1720	3091	4483	
372 SPAIN			220	331	
376 SWITZRLND			121	350	
400 U STATES	130526	143445	1571621	1620280	
	177108	174617	1770029	1764547	

IMPORTS INTO CANADA FOR CONSUMPTION

Articles and Countries from which Imported	MONTH OF MAY 1957		FIVE MONTHS ENDED MAY 1957		Class Number
	Quantities	Values (\$)	Quantities	Values (\$)	
COTTON MANUFACTURES N O P	LB				3097
100 U KINGDOM	1 6213	19846	59378	88044	
215 INDIA	980	1614	3096	2895	
216 PAKISTAN			88	912	
231 HONG KONG	628	925	1199	1836	
234 AUSTRALIA			25	77	
305 AUSTRIA			904	1598	
306 BELGIUM	7615	4650	16063	13300	
313 CHINA			100	547	
317 CZECHO S			75	164	
318 DENMARK	150	890	375	1968	
327 FRANCE	19	114	416	1463	
335 GERMANY W	303	552	4604	5406	
344 ITALY			57021	15416	
347 JAPAN	5289	4786	24219	21047	
354 NETHRLNDS	740	1059	8362	8042	
367 AZORES	23	175	23	175	
376 SWITZRLND	35	143	900	3268	
400 U STATES	100173	157076	527360	726896	
	132168	191830	704208	893054	
WASH CLOTHS BATH MATS COTTON	LB				3098
100 U KINGDOM	89	141	497	748	
231 HONG KONG	1740	1001	3751	2546	
306 BELGIUM	1684	897	5845	3300	
317 CZECHO S			1148	797	
347 JAPAN	1054	518	5184	3863	
354 NETHRLNDS			96	132	
400 U STATES	8127	9418	218493	310212	
	12694	11975	235014	321598	
PILLOW CASES COTTON	LB				3100
100 U KINGDOM	3959	6793	18357	31010	
231 HONG KONG	5218	7464	36996	48978	
313 CHINA	7120	9277	20407	28963	
347 JAPAN	37472	33418	343099	272966	
354 NETHRLNDS			372	372	
367 AZORES	1329	4707	2523	8280	
376 SWITZRLND	11	219	32	649	
400 U STATES	6391	8216	49763	63630	
	61500	70094	471549	454848	
FLAX FIBRE AND TOW	CWT				3111
400 U STATES	45	1329	670	21216	
	45	1329	670	21216	
HEMP DRESSED OR UNDRESSED	CWT				3112
400 U STATES			1231	29983	
			1231	29983	
JUTE AND JUTE BUTTS	CWT				3113
100 U KINGDOM			205	2642	
216 PAKISTAN	3568	26408	8097	61489	
400 U STATES	33	796	419	7700	
	3601	27204	8721	71831	
OAKUM OF FLAX HEMP OR JUTE	CWT				3114
100 U KINGDOM			84	1213	
354 NETHRLNDS	635	5742	2374	21365	
359 NORWAY	18	282	43	825	
400 U STATES	1094	22668	6029	118393	
	1747	28692	8530	141796	
BATTS WADDING VEGETABLE FIBRES	LB				3115
400 U STATES			500	173	
			500	173	
YARNS JUTE SINGLES N O P	LB				3121
100 U KINGDOM	24575	4642	174194	28606	
215 INDIA	67405	12869	86657	16346	
	91980	17511	260851	44952	
YARNS VEGETABLE FIBRE SINGLES	LB				3122
100 U KINGDOM	101	76	525	461	
335 GERMANY W			1246	248	
344 ITALY	36096	11345	36096	11345	
352 MEXICO	2946	291	2946	291	
400 U STATES	554	348	554	348	
	39697	12060	41367	12693	
YARNS CORDS TWINE OF JUTE NOP	LB				3123
100 U KINGDOM	30113	8377	80238	20923	
306 BELGIUM	3000	466	9266	1772	
400 U STATES			2508	1639	
	33113	8843	92012	24334	
YARNS CORDS TWINE VEG FIB NOP	LB				3124
100 U KINGDOM	56131	13087	248637	74351	
231 HONG KONG			2000	550	
306 BELGIUM	8353	1295	40353	6660	
318 DENMARK			2931	1438	
335 GERMANY W			13388	3363	
344 ITALY			955	454	
352 MEXICO	30884	3609	176502	20684	
354 NETHRLNDS			11364	1558	
366 PORTUGAL			4213	653	
389 IRELAND			424	87	
400 U STATES	5165	4210	27259	26737	
	100533	22201	528026	136535	
LINEN THREAD FOR SEWING	LB				3125
100 U KINGDOM	20487	39418	134487	264244	
354 NETHRLNDS	200	429	200	429	
376 SWITZRLND			168	343	
400 U STATES	354	360	2008	3494	
	21041	40207	136863	268510	
YARNS VEG FIBRE FOR WEAVING	LB				3126
100 U KINGDOM	130445	37698	562604	185679	

IMPORTS INTO CANADA FOR CONSUMPTION

Articles and Countries from which Imported	MONTH OF MAY 1957		FIVE MONTHS ENDED MAY 1957		Class Number
	Quantities	Values (\$)	Quantities	Values (\$)	
215 INDIA	125688	22833	310706	56528	
306 BELGIUM	4007	1482	8460	2508	
318 DENMARK	14500	10915	14500	10915	
389 IRELAND	40063	7132	248951	44098	
400 U STATES	21170	7372	92702	34046	
	335873	87432	1237923	333774	
CANVAS TWINE OF FLAX FOR SAILS					
100 U KINGDOM				2816	3131
400 U STATES				55	
				2871	
FABRICS CHIEFLY FLAX OR HEMP	LB				3132
100 U KINGDOM	44138	61057	261329	355065	
306 BELGIUM			577	593	
317 CZECHOS	1001	827	3139	2544	
318 DENMARK			213	334	
335 GERMANY W	55	166	55	166	
344 ITALY	65	262	4884	11641	
365 POLAND	1484	660	2992	1360	
375 SWEDEN	36	113	1114	2227	
376 SWITZRLND	140	386	463	1494	
400 U STATES	1050	3252	7837	21646	
	47969	66723	282603	397070	
FABRICS JUTE UNBLEACHED N O P	YD				3134
100 U KINGDOM	424373	53515	534832	73328	
215 INDIA	10504000	837869	44180900	3561810	
306 BELGIUM	86804	32930	288879	99955	
327 FRANCE	81691	14311	212732	35660	
335 GERMANY W			18745	3455	
347 JAPAN			100000	6675	
400 U STATES	74808	12005	991294	174399	
	11171676	950630	46327382	3955282	
FABRICS OF JUTE N O P	YD				3135
100 U KINGDOM	422	254	15427	7722	
400 U STATES	377	342	14485	4431	
	799	596	29912	12153	
FABRIC JUTE 12INS WIDE OR LESS	LB				3136
100 U KINGDOM			418	156	
215 INDIA	30160	5704	137660	24985	
400 U STATES			1709	903	
	30160	5704	139787	26044	
FAB VEG FIB 12INS WIDE OR LESS	LB				3137
100 U KINGDOM	21431	29796	127603	180633	
327 FRANCE	371	1026	417	1313	
335 GERMANY W	75	91	661	1634	
344 ITALY			40	113	
347 JAPAN	5553	4212	21724	13663	
354 NETHRLNDS	130	261	1415	1783	
400 U STATES	30628	43203	162770	224199	
	58188	78589	314630	423338	
FABRICS VEGETABLE FIBRE N O P	YD				3138
100 U KINGDOM	19291	9268	42505	22111	
306 BELGIUM	9860	1982	14910	2986	
317 CZECHOS			509	226	
335 GERMANY W			186	455	
354 NETHRLNDS			2122	685	
376 SWITZRLND	19	54	19	54	
400 U STATES	492	480	12117	13167	
	29662	11784	72368	39684	
TOWELLING TABLE CLOTHS IN WEB	LB				3139
100 U KINGDOM	5695	8424	48390	61141	
306 BELGIUM			340	375	
313 CHINA			650	2296	
317 CZECHOS	10792	8201	49532	36556	
335 GERMANY W			56	117	
344 ITALY			34	467	
365 POLAND	1041	759	38525	25678	
376 SWITZRLND			420	639	
389 IRELAND			795	882	
400 U STATES	14	69	3576	5405	
	17542	17453	142318	133556	
WOVEN DRESS LINENS	LB				3140
100 U KINGDOM			3942	5853	
			3942	5853	
CLOTHING VEGETABLE FIBRES N O P	LB				3162
100 U KINGDOM	901	7579	7228	41476	
231 HONG KONG			1600	1723	
306 BELGIUM			14	62	
327 FRANCE			234	2545	
335 GERMANY W			1079	2530	
344 ITALY	59	329	81	900	
347 JAPAN	370	823	5668	6205	
360 ISRAEL			100	308	
364 PHIL	515	4639	515	4639	
376 SWITZRLND	362	1232	401	1914	
383 HAWAII	201	153	246	229	
388 YUGO SLAV	7	113	7	113	
400 U STATES	9793	39288	31613	113830	
	12208	54156	48786	176474	
BAGS OF HEMP LINEN JUTE SISAL	LB				3171
215 INDIA	534904	91259	557482	93464	
400 U STATES	1895	637	29636	6987	
	536799	91896	587118	100451	
CARPETING RUGS HEMP JUTE SISAL					3172
100 U KINGDOM		30005		130404	
215 INDIA		1093		3289	
231 HONG KONG		224		797	

IMPORTS INTO CANADA FOR CONSUMPTION

Articles and Countries from which Imported	MONTH OF MAY 1957		FIVE MONTHS ENDED MAY 1957		Class Number
	Quantities	Values (\$)	Quantities	Values (\$)	
305 AUSTRIA		1589		5954	
306 BELGIUM		20936		83520	
317 CZECHO S		2203		6686	
327 FRANCE		3054		35564	
335 GERMANY W		1594		6050	
344 ITALY				2507	
347 JAPAN				923	
354 NETHRLNDS		14063		76068	
383 HAWAII				62	
389 IRELAND		1896		9905	
400 U STATES		1555		24041	
		78212		385770	
QUILTS BATH MATS VEG FIBRE NOP	LB				3173
100 U KINGDOM			692	1121	
344 ITALY	3855	5147	33768	29877	
347 JAPAN	18115	9645	76523	44219	
354 NETHRLNDS			611	1292	
400 U STATES	4845	6879	26115	39211	
	26815	21671	137709	115720	
FIRE HOSE LINEN					3174
100 U KINGDOM		22079		108645	
400 U STATES		269		319	
		22348		108964	
HANDKERCHIEFS FLAX OR HEMP	LB				3175
100 U KINGDOM	6529	29957	35652	148909	
231 HONG KONG	892	7980	3473	35298	
305 AUSTRIA			7	255	
313 CHINA	4	54	8	108	
327 FRANCE	19	394	108	636	
367 AZORES			29	509	
376 SWITZRLNO	8	264	622	6722	
400 U STATES	6	50	89	475	
	7458	38699	39988	192912	
SAILS FOR BOATS AND SHIPS					3176
100 U KINGDOM		3687		10197	
318 DENMARK		75		75	
400 U STATES		2826		5119	
		6588		15391	
TOWELS GLASS CLOTHS CRASH HUCK	LB				3177
100 U KINGDOM	14404	17703	77286	99458	
317 CZECHO S	9944	8232	82011	64038	
367 AZORES			83	572	
389 IRELAND			334	373	
400 U STATES	466	735	1598	2881	
	24814	26670	161312	167322	
SHEETS TABLECLOTHS TOWELS FLAX	LB				3178
100 U KINGDOM	29302	72621	149485	363760	
220 BERMUDA			13	158	
231 HONG KONG	783	4809	2995	15025	
306 BELGIUM	295	1079	4364	5394	
313 CHINA			5294	13029	
317 CZECHO S	6156	5336	30722	27293	
327 FRANCE			50	281	
335 GERMANY W			1255	1190	
344 ITALY	59	570	363	1509	
347 JAPAN	1819	2736	10349	9398	
354 NETHRLNDS	80	147	80	147	
367 AZORES	579	5751	2060	17458	
373 CANARY IS	262	1184	1562	6949	
375 SWEDEN	29	52	96	143	
376 SWITZRLNO			103	389	
383 HAWAII			27	154	
389 IRELAND			74	235	
400 U STATES	377	1457	8547	16548	
	39741	95742	217439	479060	
JUTE MANUFACTURES N O P	LB				3179
100 U KINGDOM	2494	3189	13038	8322	
400 U STATES	2147	1836	12474	6817	
	4641	5025	25512	15139	
VEGETABLE FIBRE MFRS N O P	LB				3180
100 U KINGDOM	18648	26133	188078	268169	
215 INDIA			1191	836	
216 PAKISTAN	600	1271	970	1965	
231 HONG KONG	1472	1183	2908	4213	
305 AUSTRIA	31	103	63	169	
306 BELGIUM	1822	2148	12471	16080	
317 CZECHO S			1227	945	
318 DENMARK	97	97	97	97	
327 FRANCE	2721	3636	8648	10901	
335 GERMANY W	1019	1531	8836	10466	
344 ITALY	13197	4762	17732	10843	
347 JAPAN	87462	56924	365908	269744	
352 MEXICO	150	56	150	56	
354 NETHRLNDS	731	1676	6605	8857	
359 NORWAY	1120	1180	1120	1180	
367 AZORES	83	530	273	1908	
373 CANARY IS			86	396	
375 SWEDEN	352	287	1165	1043	
376 SWITZRLNO	27	90	282	898	
383 HAWAII	111	124	111	124	
390 GERMANY E			166	891	
400 U STATES	221553	248144	1093120	1114829	
	351196	349875	1711207	1724610	
RAW SILK AND COCOONS	LB				3201
400 U STATES	3481	15676	13519	61483	
	3481	15676	13519	61483	

IMPORTS INTO CANADA FOR CONSUMPTION

Articles and Countries from which Imported	MONTH OF MAY 1957		FIVE MONTHS ENDED MAY 1957		Class Number
	Quantities	Values (\$)	Quantities	Values (\$)	
GARNETTED SILK WASTES	LB				3202
400 U STATES	97	187	20715	41042	
YARNS THROWN SILK IN THE GUM	LB				3211
YARNS SINGLES SPUN SILK N O P	LB				3212
100 U KINGDOM			1403	889	
344 ITALY	2560	4669	5157	10053	
400 U STATES	390	1871	4124	17808	
	2950	6540	10684	28750	
THREADS CORDS TWIST SILK N O P	LB				3213
100 U KINGDOM	78	831	169	1956	
335 GERMANY W	7	88	34	381	
400 U STATES	205	1682	992	8134	
	290	2601	1195	10471	
YARN SILK FOR KNITTING WEAVING	LB				3214
100 U KINGDOM			909	3278	
400 U STATES	901	5680	1018	6410	
	901	5680	1927	9688	
YARNS SILK METALLIC COVERED	LB				3215
YARNS SILK N O P	LB				3216
100 U KINGDOM	12	242	40	714	
344 ITALY			124	1006	
400 U STATES	357	2133	958	6902	
	369	2375	1122	8622	
BOLTING CLOTH NOT MADE UP	YD				3221
100 U KINGDOM			45	158	
347 JAPAN	300	438	6395	8872	
376 SWITZRLND	1838	4783	7732	20454	
400 U STATES	1743	5778	11192	28980	
	3881	10999	25364	58464	
KNITTED FABRICS SILK	LB				3222
FABRICS SILK 20 IN UNFINISHED	YD				3223
400 U STATES	130	111	12773	3850	
	130	111	12773	3850	
FABRICS SILK N O P	YD				3224
100 U KINGDOM	975	2869	9461	27002	
215 INDIA	114	252	2713	6011	
231 HONG KONG	400	198	1265	991	
306 BELGIUM			485	755	
313 CHINA			1859	1825	
327 FRANCE	7562	10093	41906	69830	
335 GERMANY W	214	401	5775	6119	
344 ITALY	4437	14334	44575	133184	
347 JAPAN	56695	44822	295934	213275	
371 THAILAND			63	365	
376 SWITZRLND	3319	5954	32994	65026	
400 U STATES	163088	168527	765377	895965	
	236804	247450	1202407	1420348	
FABRICS SILK 26 INCHES OR LESS	YD				3225
100 U KINGDOM	149	660	569	2060	
344 ITALY	117	375	454	1512	
400 U STATES	50	168	574	381	
	316	1203	1597	3953	
RIBBONS SILK UNDER 12 INCHES	LB				3228
100 U KINGDOM			4	62	
327 FRANCE			8	143	
376 SWITZRLND			67	758	
400 U STATES	30	473	1059	20340	
	30	473	1138	21303	
FABRICS SILK FOR NECKWEAR	YD				3229
100 U KINGDOM	5096	5166	14614	12842	
305 AUSTRIA	1195	1353	6826	9493	
306 BELGIUM	867	803	4144	4212	
327 FRANCE	2657	5137	19728	23160	
335 GERMANY W	39782	40299	157262	168110	
344 ITALY	5719	7519	37295	51227	
347 JAPAN	11299	5908	21216	14948	
376 SWITZRLND	14354	26869	53601	88613	
389 IRELAND	45	138	45	138	
400 U STATES	119270	144370	423218	539852	
	200284	237562	737949	912595	
UMBRELLA COVERING FABRICS	YD				3230
305 AUSTRIA			3005	823	
327 FRANCE	2980	1183	36770	11155	
335 GERMANY W	15767	3924	26822	6706	
344 ITALY	483	299	1012	828	
347 JAPAN			1200	262	
376 SWITZRLND			616	201	
400 U STATES	31644	15471	141134	89810	
	50874	20877	210559	109785	
FABRICS PILE SILK OR SYNTHETIC	YD				3232
100 U KINGDOM	7	55	189	1727	
306 BELGIUM	466	2368	1588	6305	
327 FRANCE	5927	5922	7443	8642	
335 GERMANY W	574	1358	5349	9478	
344 ITALY	198	540	279	800	
347 JAPAN			900	497	
400 U STATES	27428	50351	99610	190929	
	34590	60594	115358	218378	
SOCKS AND STOCKINGS SILK	DZ PR				3244
100 U KINGDOM	58	2076	144	5934	
400 U STATES	363	22187	1732	70585	
	421	24263	1876	76519	

IMPORTS INTO CANADA FOR CONSUMPTION

Articles and Countries from which Imported	MONTH OF MAY 1957		FIVE MONTHS ENDED MAY 1957		Class Number
	Quantities	Values (\$)	Quantities	Values (\$)	
UNDERWEAR SILK KNITTED					
100 U KINGDOM	LB 2	96	21	441	3245
	2	96	21	441	
CLOTHING SILK N O P					
100 U KINGDOM	OZ 7960	13537	25857	42472	3246
231 HONG KONG	782	430	4042	2014	
305 AUSTRIA	944	982	1866	2321	
313 CHINA			1258	303	
327 FRANCE	620	993	1093	1625	
335 GERMANY W			304	256	
344 ITALY	7775	10077	23150	30887	
347 JAPAN			38634	6805	
376 SWITZRLND	2782	2328	14287	16649	
383 HAWAII			32	50	
389 IRELAND	108	140	108	140	
400 U STATES	6297	5242	58508	36548	
	27268	33729	169139	140070	
DRESSES SILK WOMENS CHILDRENS					
100 U KINGDOM	NO 10	422	291	17175	3247
231 HONG KONG			241	2832	
305 AUSTRIA			15	186	
327 FRANCE	12	1027	168	24635	
344 ITALY	30	387	158	4942	
376 SWITZRLND	4	174	245	12079	
383 HAWAII			23	398	
400 U STATES	1627	39531	9919	252569	
	1683	41541	11060	314816	
CLOTHING SILK WOMENS CHILDRENS					
100 U KINGDOM	OZ 1719	4054	10571	26295	3248
215 INDIA			984	751	
231 HONG KONG	15002	6424	21801	9550	
305 AUSTRIA	64	114	1859	3471	
313 CHINA			2094	754	
327 FRANCE	1428	2528	24681	28120	
335 GERMANY W	480	211	2880	911	
336 GREECE	108	58	108	58	
344 ITALY	4088	3764	39583	43191	
347 JAPAN	142301	33911	936455	247657	
367 AZORES			84	110	
376 SWITZRLND	937	1887	8010	11195	
383 HAWAII			42	62	
400 U STATES	7449	6086	55276	44075	
	173576	59037	1104428	416200	
HANDKERCHIEFS SILK					
100 U KINGDOM	OZ 122	364	213	573	3251
344 ITALY	112	235	112	235	
347 JAPAN	7970	2211	67045	14992	
376 SWITZRLND	424	629	1160	1744	
	8628	3439	68530	17544	
SILK MANUFACTURES N O P					
100 U KINGDOM	OZ 172	281	883	1321	3252
231 HONG KONG			1630	804	
327 FRANCE			2390	1494	
344 ITALY	112	157	879	1076	
347 JAPAN	3066	923	19621	3833	
376 SWITZRLND	80	146	232	306	
400 U STATES	3207	2084	10811	7438	
	6637	3591	36446	16272	
WOOL IN THE GREASE					
100 U KINGDOM	LB 11006	9339	466756	349462	3261
207 UN SO AFR			108622	39639	
215 INDIA			14658	9901	
234 AUSTRALIA	87640	76699	1065957	824653	
236 NEW ZEAL	590971	405811	2678185	1859413	
304 ARGENTINA			127985	86406	
386 URUGUAY	21048	23989	223285	218295	
389 IRELAND			2927	2191	
400 U STATES	462265	472590	1569688	1441108	
	1172930	988428	6258063	4831068	
WOOL WASHED OR SCOURED					
100 U KINGDOM	LB 51740	47724	578713	488871	3262
207 UN SO AFR	21596	17690	306266	215146	
234 AUSTRALIA	300978	289471	1604719	1467525	
236 NEW ZEAL	304719	232941	871410	655065	
304 ARGENTINA	27198	26616	252235	201837	
306 BELGIUM	5235	4364	64934	55303	
327 FRANCE	18311	12597	40483	26029	
347 JAPAN			450	360	
386 URUGUAY			12835	12344	
389 IRELAND			10022	8797	
400 U STATES	84719	64173	637484	555435	
	814496	695576	4379551	3686712	
WOOL PULLED OR SLIPED					
100 U KINGDOM	LB		170103	128461	3263
207 UN SO AFR			5157	4236	
236 NEW ZEAL	42734	34315	122732	94642	
304 ARGENTINA			41299	25575	
400 U STATES			13781	11510	
	42734	34315	353072	264424	
HAIR OF CAMEL ALPACA GOAT N O P					
100 U KINGDOM	LB		2439	3542	3264
306 BELGIUM			3484	51871	
347 JAPAN	50	775	50	775	
400 U STATES	3811	18684	26662	72221	
	3861	19459	32635	128409	

IMPORTS INTO CANADA FOR CONSUMPTION

Articles and Countries from which Imported	MONTH OF MAY 1957		FIVE MONTHS ENDED MAY 1957		Class Number	
	Quantities	Values (\$)	Quantities	Values (\$)		
NOILS WOOL	100 U KINGDOM	18606	21305	77961	85197	3265
	306 BELGIUM			5292	5801	
	386 URUGUAY	2723	1961	6587	4731	
	400 U STATES			6771	3403	
		21329	23266	96611	99132	
GARNETTED WOOL WASTE	100 U KINGDOM	14157	16862	90860	82540	3267
	306 BELGIUM	503	658	7507	9459	
	400 U STATES	8865	11587	97879	119852	
		23525	29107	196246	211851	
WOOL TOPS DRY COMBED	100 U KINGDOM	206141	344254	765648	1223771	3268
	207 UN SO AFR			19574	30037	
		206141	344254	785222	1253808	
WOOL TOPS OIL COMBED	100 U KINGDOM	758056	1128939	4195944	5976720	3269
	207 UN SO AFR	14468	21500	43409	63235	
	234 AUSTRALIA			5017	7214	
	400 U STATES	475	1522	996	2405	
		772999	1151961	4245366	6049574	
HAIR TOPS	100 U KINGDOM	596	438	596	438	3270
	400 U STATES			16639	24052	
		596	438	17235	24490	
YARNS OR WARPS HAIR FOR MFRERS	100 U KINGDOM	48393	42092	213599	202163	3273
	400 U STATES			4432	1051	
		48393	42092	218031	203214	
YARN MOHAIR FOR PILE FABRICS	100 U KINGDOM	4146	10287	11268	27534	3274
		4146	10287	11268	27534	
YARNS WOOL FOR 6 OZ FABRICS	100 U KINGDOM	11510	24970	129342	288045	3275
		11510	24970	129342	288045	
WOOLLEN SPUN YARN	100 U KINGDOM	29097	43785	177924	231236	3276
	306 BELGIUM	132	143	1458	5189	
	317 CZECHO S			1068	11545	
	327 FRANCE			6726	20260	
	335 GERMANY W	294	745	5058	10315	
	344 ITALY			362	989	
	354 NETHRLNDS			176	390	
	400 U STATES	183	319	3310	8198	
		29706	44992	196082	288122	
	WORSTED SPUN YARN	100 U KINGDOM	44348	90437	327020	
306 BELGIUM				17308	41731	
318 DENMARK				569	1215	
327 FRANCE		19995	53752	67868	183011	
335 GERMANY W		2706	5862	6364	15082	
344 ITALY				435	1356	
354 NETHRLNDS				3628	7502	
376 SWITZRLND				396	1145	
400 U STATES		796	4361	7133	25626	
		67845	154412	430721	922996	
WOOL FAB IN GRAY OVR 4 TO 6 OZ	100 U KINGDOM	29	120	6846	15234	3281
	344 ITALY			3257	4678	
		29	120	10103	19912	
WOOL FAB IN GRAY 4 OZ OR LESS	100 U KINGDOM	68638	69297	109318	179205	3282
		68638	69297	109318	179205	
KNITTED FABRICS WOOL N O P	100 U KINGDOM	1397	3925	5599	18427	3283
	327 FRANCE			547	2232	
	400 U STATES	4893	16371	7373	23366	
		6290	20296	13519	44025	
FLANNELS	100 U KINGDOM	109621	279161	462909	1220913	3284
	306 BELGIUM			223	939	
	317 CZECHO S			379	1266	
	327 FRANCE	1611	8462	5121	26255	
	335 GERMANY W			1171	4828	
	344 ITALY	12070	18250	27590	36340	
	347 JAPAN			241	432	
	354 NETHRLNDS	73	159	380	1094	
	376 SWITZRLND			2059	11263	
	400 U STATES	88	395	1279	6757	
	123463	306427	501352	1310087		
FELT CLOTH N O P	318 DENMARK			573	1123	3285
	400 U STATES	80	263	345	1060	
		80	263	918	2183	
OVERCOATINGS	100 U KINGDOM	183361	350108	888847	1770385	3286
	306 BELGIUM	145	170	278	730	
	327 FRANCE	147	922	2595	11972	
	335 GERMANY W			122	554	
	344 ITALY	45142	56355	162894	206482	
	347 JAPAN			48	283	
	354 NETHRLNDS	560	1705	1984	6127	
	376 SWITZRLND			100	375	
	389 IRELAND			81	162	
	400 U STATES	1403	3365	4841	9950	
	230758	412625	1061790	2007020		

IMPORTS INTO CANADA FOR CONSUMPTION

Articles and Countries from which Imported		MONTH OF MAY 1957		FIVE MONTHS ENDED MAY 1957		Class Number
		Quantities	Values (\$)	Quantities	Values (\$)	
TWEEDS		LB				3287
100	U KINGDOM	210022	500468	951672	2317961	
227	BAHAMAS			88	414	
306	BELGIUM			2044	4157	
327	FRANCE	180	812	892	4265	
335	GERMANY W	519	1033	800	1602	
344	ITALY	72361	66458	328373	280044	
354	NETHRLNDS			399	1182	
376	SWITZRLND			25	219	
389	IRELAND	3132	7450	11994	30724	
400	U STATES	218	967	6995	23286	
		286432	577188	1303282	2663854	
WORSTEDS AND SERGES		LB				3288
100	U KINGDOM	647175	1870047	2809426	9147586	
227	BAHAMAS			41	419	
234	AUSTRALIA	2002	9421	8239	38609	
305	AUSTRIA	959	2619	1502	4343	
306	BELGIUM	4607	20827	11903	51109	
317	CZECHO S			1271	3460	
318	OENMARK	164	496	164	496	
327	FRANCE	16048	83053	50442	266527	
335	GERMANY W	3948	9809	11405	39923	
344	ITALY	198815	262003	844753	1153996	
347	JAPAN	10700	34357	20928	59160	
354	NETHRLNDS	5149	15637	16801	49219	
360	ISRAEL			148	315	
375	SWEOEN	310	1096	960	3008	
376	SWITZRLND	323	3256	4323	22247	
386	URUGUAY			538	1875	
389	IRELAND	946	3759	2770	9616	
400	U STATES	7723	31862	30897	127117	
		898869	2348242	3816511	10979025	
WOVEN FABRICS N O P WOOL		LB				3289
100	U KINGDOM	38753	72922	224913	450683	
227	BAHAMAS	16	167	106	749	
305	AUSTRIA			124	308	
306	BELGIUM	54	143	1252	8250	
318	DENMARK	101	283	896	2362	
327	FRANCE	1881	12003	7010	39053	
335	GERMANY W	503	1397	3305	10804	
344	ITALY	32789	34170	108886	148143	
347	JAPAN	298	1598	1825	10977	
354	NETHRLNDS	94	166	1766	3958	
375	SWEDEN	17	101	17	101	
376	SWITZRLND	393	3096	1722	8107	
389	IRELAND			85	166	
400	U STATES	3830	17782	41114	120468	
		78729	143828	393021	804129	
LUSTRES ITALIAN LININGS		LB				3290
400	U STATES	400	491	400	491	
		400	491	400	491	
WOOL FAB 12 INS WIDE OR LESS		LB				3291
100	U KINGDOM	239	747	718	2523	
327	FRANCE	79	476	1099	4740	
335	GERMANY W	12	73	64	472	
376	SWITZRLND			30	168	
400	U STATES	142	471	245	999	
		472	1767	2156	8902	
WOOL FABRICS CUT PILE PLUSH		LB				3292
100	U KINGDOM	41	423	4709	11484	
306	BELGIUM	299	696	1401	2581	
335	GERMANY W			2907	3648	
400	U STATES	4124	15867	5792	21227	
		4464	16986	14809	38940	
BILLIARD CLOTH OF WOOL FABRIC		LB				3293
100	U KINGDOM	3136	11707	14062	52956	
		3136	11707	14062	52956	
MELTON CLOTH FOR TENNIS BALLS		LB				3294
100	U KINGDOM			997	2150	
				997	2150	
SLIPPER CLOTH FOR FOOTWEAR		LB				3295
FILTER PRESS CLOTH OF WOOL		LB				3296
CARPETS AXMINSTER IN ROLLS		SQ FT				3301
100	U KINGDOM	105219	49857	527613	268527	
306	BELGIUM	6666	2413	67975	28840	
327	FRANCE	1927	870	18614	8425	
335	GERMANY W	2768	1230	18487	8428	
400	U STATES	17704	6081	24804	9880	
		134284	60451	657493	324100	
CARPETS AXMINSTER SQUARES		SQ FT				3302
100	U KINGDOM	61784	27620	317819	161176	
306	BELGIUM			1499	579	
317	CZECHO S	3236	588	3236	588	
327	FRANCE			3876	2777	
335	GERMANY W	1518	717	1518	717	
344	ITALY	8548	3256	10544	4726	
375	SWEDEN			12955	6241	
400	U STATES	1606	1790	36734	20751	
		76692	33971	388181	197555	
CARPET BRUSSELS WILTON IN ROLL		SQ FT				3303
100	U KINGDOM	465817	237090	2688065	1422032	
306	BELGIUM	704524	332045	4198304	1921551	
318	DENMARK	5186	1065	5186	1065	
327	FRANCE	8561	4166	38589	17125	

IMPORTS INTO CANADA FOR CONSUMPTION

Articles and Countries from which Imported	MONTH OF MAY 1957		FIVE MONTHS ENDED MAY 1957		Class Number
	Quantities	Values (\$)	Quantities	Values (\$)	
335 GERMANY W	17278	9378	104005	54368	
344 ITALY	5632	2717	14785	5066	
347 JAPAN	8614	2702	10581	3256	
354 NETHRLNDS	2539	943	7266	3016	
375 SWEODEN			191	137	
400 U STATES	31740	18415	168458	89124	
	1249891	608521	7235430	3516740	
CARPET BRUSSELS WILTON SQUARES	SQ FT				3304
100 U KINGDOM	64751	27561	322279	152059	
306 BELGIUM	17246	8646	71514	29084	
318 DENMARK			88	66	
327 FRANCE			16711	14289	
335 GERMANY W			5190	3731	
375 SWEODEN			368	385	
400 U STATES	4096	4221	23168	20463	
	86093	40428	439318	220077	
CARPETS INGRAIN IN ROLLS	SQ FT				3305
100 U KINGDOM	4083	673	8214	1769	
306 BELGIUM	1640	619	10205	4948	
400 U STATES	2217	2042	6287	5126	
	7940	3334	24706	11843	
CARPETS INGRAIN SQUARES	SQ FT				3306
100 U KINGDOM	504	147	20064	6275	
215 INDIA			16499	3665	
231 HONG KONG	640	164	33199	8540	
306 BELGIUM	1080	612	8683	4566	
313 CHINA	27765	6971	71202	18278	
347 JAPAN			51799	13452	
354 NETHRLNDS			1615	576	
359 NORWAY	730	404	730	404	
400 U STATES			1771	1129	
	30719	8298	205562	56955	
CARPETS ORIENTAL	SQ FT				3307
100 U KINGDOM	2982	3594	8534	7088	
215 INDIA	98315	82955	425832	388943	
216 PAKISTAN			200	125	
231 HONG KONG	205	787	632	2074	
313 CHINA	1326	4104	1547	4761	
335 GERMANY W	71	65	395	379	
342 IRAN	3482	10642	14260	35895	
344 ITALY			102	80	
352 MEXICO			939	1055	
353 MOROCCO			514	919	
354 NETHRLNDS	351	213	783	485	
372 SPAIN			240	790	
375 SWEODEN	2511	1206	2511	1206	
376 SWITZRLND	134	401	134	401	
384 P RICO			6756	13452	
389 IRELAND	1069	4018	1069	4018	
391 LEBANON			622	964	
400 U STATES	2737	3864	11125	14992	
	113183	111849	476195	477627	
CARPETS TAPESTRY IN ROLLS	SQ FT				3308
306 BELGIUM	650	392	11430	4949	
317 CZECHO S			4842	576	
327 FRANCE	46720	17513	236049	92073	
335 GERMANY W			61599	40051	
344 ITALY			984	303	
375 SWEDEN			1868	900	
	47370	17905	316772	138852	
CARPETS TAPESTRY SQUARES	SQ FT				3309
MATS HEARTH RUGS AND RUNNERS	SQ FT				3310
100 U KINGDOM	989	292	14043	5082	
215 INDIA			7127	1028	
306 BELGIUM	5830	1119	5830	1119	
327 FRANCE			563	486	
335 GERMANY W			194	184	
344 ITALY	1224	372	1728	621	
400 U STATES	2160	253	9949	3008	
	10203	2036	39434	11528	
GLOVES MITTS AND MITTENS WOOL	DZ PR				3320
100 U KINGDOM	43	759	191	2186	
224 JAMAICA	63	233	273	957	
231 HONG KONG	11969	30521	44728	120412	
344 ITALY	1825	4900	6000	20965	
347 JAPAN	12559	50241	32597	109114	
359 NORWAY	7	93	17	157	
400 U STATES	38	581	686	4513	
	26504	87328	84492	258304	
SHAWLS WOOL KNITTED OR WOVEN	LB				3321
100 U KINGDOM	2220	8028	8746	28192	
305 AUSTRIA			5	57	
306 BELGIUM			487	1266	
317 CZECHO S			32	120	
335 GERMANY W			13	64	
347 JAPAN	670	1128	670	1128	
400 U STATES	21	127	115	598	
	2911	9283	10068	31425	
SOCKS AND STOCKINGS WOOL	DZ PR				3322
100 U KINGDOM	12518	73941	78327	461056	
327 FRANCE			8	63	
344 ITALY			40	263	
347 JAPAN			4	54	
354 NETHRLNDS			10	119	
359 NORWAY	24	143	81	710	

IMPORTS INTO CANADA FOR CONSUMPTION

Articles and Countries from which Imported	MONTH OF MAY 1957		FIVE MONTHS ENDED MAY 1957		Class Number
	Quantities	Values (\$)	Quantities	Values (\$)	
400 U STATES	91	656	360	2227	
UNDERWEAR WOOL KNITTED	12633	74740	78830	464492	
100 U KINGDOM	LB				3323
400 U STATES	2503	10059	5351	20023	
CLTHNG WVN WOOL WOMENS CHLORNS	456	1792	707	2605	
100 U KINGDOM	2959	11851	6058	22628	3324
215 INDIA	LB				
304 ARGENTINA	6690	49804	44169	383552	
305 AUSTRIA					
306 BELGIUM					
317 CZECHOS					
318 DENMARK					
327 FRANCE					
335 GERMANY W					
336 GREECE					
344 ITALY					
347 JAPAN					
352 MEXICO					
354 NETHRLNDS					
360 ISRAEL					
365 POLAND					
375 SWEDEN					
376 SWITZRLND					
389 IRELAND					
400 U STATES					
CLOTHING NOP WOVEN WOOL FABRIC	16118	119745	85846	770086	3325
100 U KINGDOM	LB				
231 HONG KONG	2147	21004	9379	83591	
234 AUSTRALIA					
304 ARGENTINA					
305 AUSTRIA					
306 BELGIUM					
317 CZECHOS					
318 DENMARK					
327 FRANCE					
335 GERMANY W					
344 ITALY					
347 JAPAN					
354 NETHRLNDS					
359 NORWAY					
360 ISRAEL					
375 SWEDEN					
376 SWITZRLND					
400 U STATES					
CLTHG WVN WOOL OUTER MENS BOYS	8345	38568	25469	151005	3326
100 U KINGDOM	LB				
306 BELGIUM	11538	100336	64097	526284	
335 GERMANY W					
344 ITALY					
347 JAPAN					
354 NETHRLNDS					
359 NORWAY					
360 ISRAEL					
375 SWEDEN					
400 U STATES					
CLTHG NOP WOOL KNIT INFNTS CHLD	15876	122573	84488	602284	3327
100 U KINGDOM	LB				
305 AUSTRIA	6189	28870	27511	129175	
306 BELGIUM					
335 GERMANY W					
344 ITALY					
347 JAPAN					
354 NETHRLNDS					
376 SWITZRLND					
400 U STATES					
CLTHG NOP WOOL KNIT WOMNS GRLS	8540	38132	35679	162376	3328
100 U KINGDOM	LB				
231 HONG KONG	26096	246543	194776	1401915	
234 AUSTRALIA					
305 AUSTRIA					
306 BELGIUM					
318 DENMARK					
327 FRANCE					
335 GERMANY W					
344 ITALY					
347 JAPAN					
354 NETHRLNDS					
359 NORWAY					
360 ISRAEL					
375 SWEDEN					
376 SWITZRLND					
389 IRELAND					
400 U STATES					
CLTHG NOP WOOL KNIT MENS BOYS	37733	332462	247219	1823608	3329
100 U KINGDOM	LB				
305 AUSTRIA	6360	54748	30235	207777	
306 BELGIUM					
318 DENMARK					
327 FRANCE					
335 GERMANY W					
344 ITALY					
347 JAPAN					

IMPORTS INTO CANADA FOR CONSUMPTION

Articles and Countries from which Imported	MONTH OF MAY 1957		FIVE MONTHS ENDED MAY 1957		Class Number
	Quantities	Values (\$)	Quantities	Values (\$)	
354 NETHRLNDS			98	393	
359 NORWAY	54	301	1313	1829	
375 SWEDEN			41	566	
376 SWITZRLND	24	223	322	2792	
389 IRELAND			390	2243	
400 U STATES	529	2303	1708	9669	
	7278	59756	38539	246905	
BELTING OF CAMELS HAIR	LB				3341
100 U KINGDOM			1247	2782	
			1247	2782	
BLANKETS M O P WOOL	LB				3342
100 U KINGDOM	49984	79413	245295	373768	
306 BELGIUM	517	599	3558	2943	
318 DENMARK	319	331	319	331	
344 ITALY	562	565	2222	2564	
347 JAPAN			601	442	
352 MEXICO	157	132	157	132	
354 NETHRLNDS	76	125	3252	4510	
400 U STATES	4792	7767	30015	42192	
	56407	88932	285419	426882	
FELT PRESSED	LB				3343
100 U KINGDOM	1525	3614	7262	15920	
335 GERMANY W	782	1079	4532	7017	
400 U STATES	6252	8474	27088	40952	
	8559	13167	38882	63889	
RUGS RAILWAY STEAMER AND AUTO	LB				3344
100 U KINGDOM	5106	10448	18336	39841	
306 BELGIUM	1354	328	1354	328	
318 DENMARK			65	142	
335 GERMANY W			286	1515	
344 ITALY	50160	25215	155042	84827	
354 NETHRLNDS			35	54	
400 U STATES	154	295	164	347	
	56774	36286	175282	127054	
WOOL MANUFACTURES N O P	LB				3345
100 U KINGDOM	1362	5133	7825	27183	
305 AUSTRIA	110	429	110	429	
306 BELGIUM	388	441	3052	4974	
327 FRANCE			64	896	
335 GERMANY W	377	737	1655	3278	
344 ITALY			152	544	
347 JAPAN			100	138	
354 NETHRLNDS	38	71	153	336	
365 POLAND			253	275	
376 SWITZRLND	422	753	422	753	
400 U STATES	13658	29240	65714	143379	
	16355	36804	79500	182185	
YARN SYNTHETIC ACETATE SINGLES	LB				3360
100 U KINGDOM	6522	3524	19175	11182	
400 U STATES	1727	1324	6120	8072	
	8249	4848	25295	19254	
YARNS SYNTHETIC SINGLES N O P	LB				3361
100 U KINGDOM	1582	1296	14109	10951	
335 GERMANY W			14965	16339	
376 SWITZRLND			1000	532	
400 U STATES	4657	4318	91349	71561	
	6239	5614	121423	99383	
YARNS THREADS SYNTHETIC N O P	LB				3362
100 U KINGDOM	9110	12972	57276	76371	
327 FRANCE	3352	8532	11924	26204	
335 GERMANY W	3393	5021	21941	27230	
344 ITALY	34	81	34	81	
347 JAPAN	3000	1396	3000	1396	
354 NETHRLNDS			5159	4437	
376 SWITZRLND			1466	1236	
400 U STATES	227135	252634	966470	1152870	
	246024	280636	1067270	1289825	
YARN SYNTHETIC FOR PILE FABRIC	LB				3363
100 U KINGDOM			4019	2258	
			4019	2258	
YARNS SYNTHETIC ACETATE TWIST	LB				3364
100 U KINGDOM	323	354	1465	1930	
400 U STATES	10774	15084	73255	90059	
	11097	15438	74720	91989	
STAPLE FIBRES SYNTHETIC	LB				3365
100 U KINGDOM	116467	47259	407659	139795	
305 AUSTRIA	42130	11246	62166	16104	
327 FRANCE	358	212	481	479	
335 GERMANY W	269861	97071	413739	151987	
344 ITALY	28876	8667	149296	43400	
376 SWITZRLND			1722	424	
400 U STATES	713784	690858	3592907	3404673	
	1171476	855313	4627970	3756862	
TOPS OF SYNTHETIC FIBRES	LB				3366
100 U KINGDOM	19301	9428	119254	53432	
335 GERMANY W	41237	21261	171573	96745	
400 U STATES	45741	60051	168388	196832	
	106279	90740	459215	347009	
WASTE SHORT FIBRE SYNTHETIC	LB				3367
100 U KINGDOM	6636	4733	27480	11506	
327 FRANCE			100	84	
400 U STATES	202129	108600	713682	420779	
	208765	113333	741262	432369	
YARNS FROM POLYAMIDES NYLON	LB				3368
100 U KINGDOM	209	681	1252	6101	
335 GERMANY W			34	64	

IMPORTS INTO CANADA FOR CONSUMPTION

Articles and Countries from which Imported	MONTH OF MAY 1957		FIVE MONTHS ENDED MAY 1957		Class Number
	Quantities	Values (\$)	Quantities	Values (\$)	
400 U STATES	23744	60780	119894	330657	
YARN SYNTHETIC FOR TIRE FABRIC	23953	61461	121180	336822	
316 CUBA	238002	123538	1383944	702298	3369
400 U STATES	39245	22228	339175	191589	
KNITTED FABRIC SYNTHETIC FIBRE	277247	145766	1723119	893887	
100 U KINGDOM	5468	5510	61314	63582	3371
327 FRANCE	18	122	58	321	
335 GERMANY W	59	172	59	172	
344 ITALY			194	97	
376 SWITZRLND	18	89	116	451	
400 U STATES	33978	100761	121102	342106	
FABRICS SYNTHETIC FIBRE M O P	39541	106654	182843	406729	
100 U KINGDOM	30000	49198	218233	322790	3372
231 HONG KONG			1141	2364	
305 AUSTRIA	479	978	3553	5070	
306 BELGIUM	3595	4700	24155	33597	
317 CZECHO S	3999	5470	9484	15997	
327 FRANCE	947	7194	16393	63313	
335 GERMANY W	103587	146527	313001	516908	
344 ITALY	33360	38492	149620	207795	
347 JAPAN	27474	25908	84296	95805	
354 NETHRLNDS	16741	23844	86457	126867	
360 ISRAEL			261	705	
372 SPAIN			1871	4993	
375 SWEDEN	388	1745	1629	5952	
376 SWITZRLND	1694	7796	9282	40397	
392 SYRIA			60	149	
400 U STATES	584561	1415104	3390753	8083843	
RIBBONS OF SYNTHETIC FIBRES	806825	1726956	4310189	9526545	
100 U KINGDOM	1225	3484	3646	12521	3373
306 BELGIUM			187	415	
317 CZECHO S	635	957	2364	4187	
327 FRANCE	2931	11269	8334	33319	
335 GERMANY W	707	3786	2250	7373	
347 JAPAN	3469	4538	27001	33431	
354 NETHRLNDS			200	935	
375 SWEDEN	17	196	17	196	
376 SWITZRLND	2409	5159	9448	27290	
400 U STATES	30737	64049	180314	368956	
STOCKINGS NYLON WOMENS	42130	93438	233761	488623	
100 U KINGDOM	53763	263811	242472	1194444	3376
327 FRANCE	157	1551	522	5400	
335 GERMANY W	60	413	530	3508	
344 ITALY	300	1354	10702	45928	
347 JAPAN			538	1947	
354 NETHRLNDS			84	507	
389 IRELAND	1240	5624	2440	11058	
400 U STATES	13425	82877	67605	427744	
STOCKINGS SYNTHETIC MENS BOYS	68945	355630	324893	1690536	
100 U KINGDOM	672	4232	3891	26302	3378
327 FRANCE	219	1681	1325	10093	
335 GERMANY W	20	129	20	129	
344 ITALY			93	636	
376 SWITZRLND	68	622	240	2302	
400 U STATES	7145	26946	49685	199912	
STOCKINGS SYNTHETIC FIBRE N O P	8124	33610	55254	239374	
100 U KINGDOM	2586	5056	18083	36314	3379
335 GERMANY W	91	573	745	4886	
400 U STATES	5482	21587	40999	152198	
GLOVES OF SYNTHETIC FIBRES	8159	27216	59827	193398	
100 U KINGDOM	14	226	914	8787	3380
231 HONG KONG	11354	36460	65809	208025	
232 MALTA	50	377	306	2759	
305 AUSTRIA			18	107	
317 CZECHO S			575	2081	
327 FRANCE	153	947	193	1530	
335 GERMANY W	2001	11929	20498	107720	
344 ITALY	719	4333	7040	35183	
347 JAPAN	18032	30707	129179	361160	
400 U STATES	1257	11255	5814	70518	
CLOTHING N O P WOVEN SYNTH FIBRE	33580	96234	230346	797870	
100 U KINGDOM	19479	8881	121945	60082	3383
215 INDIA	112	51	144	212	
231 HONG KONG	109401	9619	252947	25334	
305 AUSTRIA	1051	920	6136	3240	
306 BELGIUM	96	100	737	606	
327 FRANCE	8369	3408	32488	20170	
335 GERMANY W	6360	1226	75752	10792	
336 GREECE	288	154	736	219	
344 ITALY	7242	4741	95855	64316	
347 JAPAN	984808	73876	4024485	305326	
354 NETHRLNDS			480	120	
360 ISRAEL	46788	13528	142827	32911	
375 SWEDEN			544	388	
376 SWITZRLND	4199	2662	19750	14216	
393 TAIWAN			1472	492	
400 U STATES	573908	180112	3056454	845988	
	1762101	299278	7832752	1384412	

IMPORTS INTO CANADA FOR CONSUMPTION

Articles and Countries from which Imported	MONTH OF MAY 1957		FIVE MONTHS ENDED MAY 1957		Class Number
	Quantities	Values (\$)	Quantities	Values (\$)	
DRESSES WVN SYNT WOMENS CHLDNS	NO				3384
100 U KINGDOM	157	3273	343	9851	
231 HONG KONG	1200	1152	1412	1781	
306 BELGIUM	3	69	35	570	
327 FRANCE			107	7024	
335 GERMANY W			5	55	
336 GREECE			14	545	
344 ITALY			16	266	
347 JAPAN	120	364	120	364	
354 NETHRLNDS	2	95	39	658	
376 SWITZRLND			115	4994	
400 U STATES				623672	
	24057	136270	101453	623672	
	25539	141223	103659	649780	
UNDERWEAR KNITTED SYNTHETIC	LB				3385
100 U KINGDOM	3937	10366	18274	49649	
231 HONG KONG			103	109	
327 FRANCE			46	323	
335 GERMANY W	64	192	274	423	
347 JAPAN	486	1921	1611	3096	
400 U STATES	2925	10854	20461	73683	
	7412	23333	40769	127283	
CLTHG SYNT FIB KNIT INFTS CHLD	LB				3386
100 U KINGDOM	982	2699	4901	13644	
335 GERMANY W			41	186	
347 JAPAN	249	222	2878	2195	
400 U STATES	410	1699	5534	22901	
	1641	4620	13354	36926	
CLTHG SYNT FIB KNIT WOMNS GRLS	LB				3387
100 U KINGDOM	498	2015	2695	16705	
305 AUSTRIA	16	160	16	160	
327 FRANCE	35	74	98	708	
335 GERMANY W	82	223	94	337	
344 ITALY	260	2867	310	2939	
347 JAPAN	54	554	5052	5909	
354 NETHRLNDS	188	473	188	473	
376 SWITZRLND	32	441	49	955	
400 U STATES	9472	43055	45173	206802	
	10637	49862	53675	234988	
CLTHG SYNTH FIB KNIT MENS BOYS	LB				3388
100 U KINGDOM	829	1285	3091	6351	
231 HONG KONG			115	145	
327 FRANCE			10	120	
335 GERMANY W	98	331	98	331	
344 ITALY			26	104	
347 JAPAN	1880	1687	8326	7771	
400 U STATES	1270	4679	11083	34071	
	4077	7982	22749	48893	
CURTAINS OF SYNTHETIC FIBRE	OZ				3390
100 U KINGDOM	25968	3188	84276	10543	
376 SWITZRLND			1068	588	
400 U STATES	577107	102475	3379768	598319	
	603075	105663	3465112	609450	
HANDKERCHIEFS SYNTHETIC FIBRE	OZ				3391
100 U KINGDOM	752	91	752	91	
231 HONG KONG	1150	131	1150	131	
327 FRANCE			212	155	
347 JAPAN	55216	6588	90252	8484	
376 SWITZRLND	383	438	3151	2745	
400 U STATES	960	326	4652	1405	
	58461	7574	100169	13011	
SYNTHETIC FIBRE MANUFACTRS NOP	OZ				3392
100 U KINGDOM	638726	56572	1876414	173857	
215 INDIA			384	177	
231 HONG KONG	6143	435	7103	623	
305 AUSTRIA	1640	160	2136	371	
306 BELGIUM	4691	363	18330	1656	
317 CZECHO S			8912	982	
327 FRANCE	23746	3418	98305	21548	
335 GERMANY W	53773	6959	88041	14705	
344 ITALY	77783	5968	811747	45922	
347 JAPAN	424254	29152	2423172	146661	
354 NETHRLNDS	12162	1483	31019	4404	
359 NORWAY	59	65	59	65	
375 SWEDEN	612	350	15678	5887	
376 SWITZRLND	5732	3191	21535	8741	
390 GERMANY E			1379	275	
400 U STATES	3689679	359003	15832544	1657818	
	4939000	467119	21236758	2083692	
SYNTH FIBRE FOR ELEC APPARATUS	OZ				3393
100 U KINGDOM			24576	3421	
400 U STATES	45914	8802	281132	55702	
	45914	8802	305708	59123	
HAIR CLOTH					3401
100 U KINGDOM		4856		24418	
400 U STATES		1224		3633	
		6080		28051	
KAPOK	CWT				3411
321 ECUADOR			5	165	
355 INDONESIA			1516	49602	
371 THAILAND	222	5782	222	5782	
400 U STATES	121	4802	547	20283	
	343	10584	2290	75832	
MANILA FIBRE	CWT				3412
100 U KINGDOM			497	11094	
337 GUATEMALA			3150	63805	
361 PANAMA			2100	45827	

IMPORTS INTO CANADA FOR CONSUMPTION

Articles and Countries from which Imported	MONTH OF MAY 1957		FIVE MONTHS ENDED MAY 1957		Class Number
	Quantities	Values (\$)	Quantities	Values (\$)	
364 PHIL 400 U STATES	2500 1568 4068	51474 36111 87585	13735 9137 28619	247496 202127 570349	3413
SISAL ISTLE TAMPICO FIBRE	CWT				
100 U KINGDOM	1663	14571	3952	36289	
203 B E AFR			4059	30660	
306 BELGIUM	220	1354	242	2431	
309 BRAZIL	15260	110797	116316	877140	
338 HAITI	18258	134796	47235	359042	
352 MEXICO	2945	22043	24838	186646	
400 U STATES	14815	120049	97270	828255	
	53161	403610	293912	2320463	
VEGETABLE FIBRE N O P	CWT				3414
100 U KINGDOM	50	948	65	1152	
215 INDIA	45	617	112	1182	
221 B GUIANA	22	135	22	135	
333 MADAGASCAR			31	735	
352 MEXICO			363	2703	
353 MOROCCO	219	1852	219	1852	
400 U STATES	1027	6043	2316	24093	
	1363	9595	3128	31852	
BALER TWINE	CWT				3420
100 U KINGDOM	14204	196052	14593	201633	
306 BELGIUM	5950	75724	5950	75724	
318 DENMARK	560	7151	840	11871	
335 GERMANY W	480	7816	480	7816	
352 MEXICO	2400	25861	9693	132603	
354 NETHRLNOS	6151	84906	7392	103396	
366 PORTUGAL	1600	19769	2000	25043	
400 U STATES	4601	79603	4606	79687	
	35946	496882	45554	637773	
GRASSES SEAWEEED MOSSES BAGASSE					3421
100 U KINGDOM		2605		7106	
215 INDIA		110		110	
231 HONG KONG				1192	
335 GERMANY W		290		290	
344 ITALY		77		1584	
347 JAPAN		1275		4421	
354 NETHRLNOS				1224	
359 NORWAY		63		1964	
383 HAWAII				625	
400 U STATES		4716		39577	
		9136		58093	
BINOER TWINE	CWT				3422
100 U KINGDOM	1200	17665	1680	24668	
306 BELGIUM	1230	15922	1230	15922	
318 DENMARK	3460	43745	3660	46545	
352 MEXICO			206	3937	
354 NETHRLNDS	5058	70469	5914	82467	
	10948	147801	12690	173539	
COIR AND COIR YARN	CWT				3423
215 INDIA	370	1981	2987	26917	
217 CEYLON			136	1913	
400 U STATES			11	144	
	370	1981	3134	28974	
MATS RUGS N O P OF COCOA FIBRE	SQ YD				3424
203 B E AFR	30	82	330	819	
215 INDIA	7330	3670	34862	16900	
335 GERMANY W			407	629	
354 NETHRLNOS	1386	1301	2869	2572	
400 U STATES			633	713	
	8746	5053	39101	21633	
STRAW OR PAPER CARPETING RUGS					3425
100 U KINGDOM				188	
223 BARBAOS		176		176	
228 LEEW WIND		110		110	
231 HONG KONG		543		2294	
347 JAPAN		799		24998	
354 NETHRLNDS				78	
383 HAWAII				191	
400 U STATES		15401		32340	
		17029		60375	
VEGETABLE FIBRES FOR BRUSHES	CWT				3428
100 U KINGDOM	113	2401	414	16480	
215 INDIA			622	3316	
231 HONG KONG	55	1645	55	1645	
304 ARGENTINA			10	2082	
306 BELGIUM	330	5402	1169	23454	
352 MEXICO	327	16842	1166	61153	
400 U STATES	548	15650	2344	93100	
	1373	41940	5780	201230	
MATS CUT PILE OF COCOA FIBRE	SQ FT				3429
100 U KINGDOM	1196	342	1196	342	
215 INDIA	57676	8943	235830	38114	
354 NETHRLNOS	385	135	1707	692	
	59257	9420	238733	39148	
WASTE FOR FURTHER PREPARATION	CWT				3451
100 U KINGDOM	2378	55503	7693	219478	
203 B E AFR	560	3898	560	3898	
215 INDIA	103	995	2427	18054	
216 PAKISTAN			814	7593	
224 JAMAICA	967	1100	967	1100	
234 AUSTRALIA	10	320	126	4988	
236 NEW ZEAL	175	9454	350	20246	
304 ARGENTINA			726	6383	
306 BELGIUM	1212	4543	1212	4543	

IMPORTS INTO CANADA FOR CONSUMPTION

Articles and Countries from which Imported	MONTH OF MAY 1957		FIVE MONTHS ENDED MAY 1957		Class Number
	Quantities	Values (\$)	Quantities	Values (\$)	
309 BRAZIL			3387	29483	
327 FRANCE	1	162	1	162	
335 GERMANY W	335	1209	668	2355	
344 ITALY			1102	8201	
352 MEXICO			1473	9156	
354 NETHRLNDS			943	9176	
375 SWEDEN	18	430	130	2171	
383 HAWAII			898	984	
384 P RICO	360	4028	360	4028	
400 U STATES	33858	289133	174503	1632196	
	39977	370775	198340	1984195	
WASTE FOR WIPING RAGS N O P					3452
100 U KINGDOM	769	13238	5799	152132	
234 AUSTRALIA			18	888	
306 BELGIUM	558	8397	700	16194	
327 FRANCE			257	17734	
344 ITALY			376	6049	
347 JAPAN	350	3825	650	7922	
354 NETHRLNDS	195	3015	516	7259	
375 SWEDEN			1065	27868	
400 U STATES	32028	282010	178708	1413965	
	33900	310485	188089	1650011	
WASTE GARNETTED READY FOR USE					3453
100 U KINGDOM	1000	445	14842	4504	
327 FRANCE			4995	7231	
335 GERMANY W	1984	386	4035	661	
347 JAPAN			12000	1391	
400 U STATES	204181	32307	749795	103814	
	207165	33138	785667	117601	
BATTS BATTING WAODING N O P					3454
100 U KINGDOM			112	58	
400 U STATES	17872	8208	43973	23301	
	17872	8208	44085	23359	
FISH NETS NETTINGS COMMERCIAL					3460
100 U KINGDOM	45239	114335	315575	459451	
318 DENMARK	1800	1056	2520	2200	
335 GERMANY W	1950	2127	2181	2555	
347 JAPAN	28327	74270	255520	394665	
354 NETHRLNDS	7781	13338	47930	41059	
359 NORWAY	3026	3246	3250	3446	
400 U STATES	4968	12296	37002	71693	
	93091	220668	663978	975069	
FISHING LINES COMMERCIAL					3461
100 U KINGDOM	31643	25244	189373	149870	
335 GERMANY W	1095	3407	18064	18238	
347 JAPAN	275	323	10714	15566	
354 NETHRLNDS	181	205	9898	4568	
359 NORWAY			8434	5534	
389 IRELAND			237	659	
400 U STATES	20121	23184	186269	201875	
	53315	52363	422989	396310	
CORDAGE MANILA OVER 1 IN CIRC					3463
100 U KINGDOM	235591	59625	834933	204625	
318 DENMARK			31288	8213	
335 GERMANY W			327	189	
352 MEXICO	17210	2231	43937	6164	
364 PHIL			42026	7703	
400 U STATES	7422	2772	10107	4318	
	260223	64628	962618	231212	
COROAGE COMMERCIAL FISH NET					3464
100 U KINGDOM	100619	23135	808265	201594	
306 BELGIUM	22025	5255	132238	31636	
318 DENMARK	9356	1753	155472	32777	
335 GERMANY W	7269	1608	7269	1608	
347 JAPAN	1016	1423	5658	8555	
352 MEXICO	5127	791	59311	9146	
354 NETHRLNDS			137894	26518	
364 PHIL	56000	11570	81866	16175	
389 IRELAND	22972	5897	22972	5897	
400 U STATES			11279	13537	
	224384	51432	1422224	347443	
CORDAGE OVER 1 INCH NOP					3465
100 U KINGDOM	44639	11242	244243	73827	
220 BERMUDA	5411	271	5411	271	
359 NORWAY	817	569	2444	953	
400 U STATES	4517	2303	38873	17345	
	55384	14385	290971	92396	
COTTON FABRIC RUBBERIZED					3472
100 U KINGDOM			5355	2049	
347 JAPAN	1584	323	5684	1196	
400 U STATES	26224	17132	130131	96595	
	27808	17455	141170	99840	
COTTON WINDOW SHADE CLOTH					3473
100 U KINGDOM			1434	1012	
400 U STATES	11772	15664	27137	36672	
	11772	15664	28571	37684	
COTTON FABRICS COATED M O P					3474
100 U KINGDOM	32836	34324	200450	176903	
306 BELGIUM	455	593	615	876	
327 FRANCE	99	261	99	261	
335 GERMANY W	460	475	2591	2594	
347 JAPAN			821	191	
354 NETHRLNDS	935	468	2454	1297	
400 U STATES	387490	378712	1931283	1922329	
	422275	414833	2138313	2104451	

IMPORTS INTO CANADA FOR CONSUMPTION

Articles and Countries from which Imported	MONTH OF MAY 1957		FIVE MONTHS ENDED MAY 1957		Class Number
	Quantities	Values (\$)	Quantities	Values (\$)	
ARTISTS CANVAS COATED PREPARED 100 U KINGDOM 306 BELGIUM 354 NETHRLNDS 400 U STATES		290		1132	3475
		1723		479	
		2013		235	
				17184	
				19030	
CANVAS FLAX FOR TENTS AWNINGS 100 U KINGDOM 327 FRANCE 400 U STATES	LB 4369	2624	36868	24021	3476
			2146	1090	
			313	601	
	4369	2624	39327	25712	
FABRICS JUTE COATED 100 U KINGDOM 354 NETHRLNDS 400 U STATES	LB 3489	1089	5502	1894	3478
			8695	2572	
	7416	3736	51903	16035	
	10905	4825	66100	20501	
FABRICS VEG FIBRE COATED 100 U KINGDOM 306 BELGIUM 327 FRANCE 335 GERMANY W 347 JAPAN 400 U STATES	LB 34303	15710	181164	77335	3479
			2004	2560	
	1034	1343	2703	2160	
	390	740	4055	2931	
	1875	1051	228570	39219	
	64342	9859	108373	115474	
	33206	33708	526869	239679	
	135150	62411			
FABRICS FOR BRATTICE CLOTH 100 U KINGDOM 400 U STATES	LB 47382	8990	96985	18930	3480
			2854	941	
	783	171	99839	19871	
	48165	9161			
FABRICS SILK COATED 100 U KINGDOM 400 U STATES	LB 461	3283	32	95	3481
			3267	16993	
	461	3283	3299	17088	
FABRICS WOOL COATED 100 U KINGDOM 305 AUSTRIA 306 BELGIUM 335 GERMANY W 400 U STATES	LB 1084	641	10061	5146	3483
			836	2469	
	272	986	7498	10733	
	2459	3536	17452	37355	
	3069	7905	15817	16985	
	6945	5663	51664	72688	
	13829	18731			
FABRICS SYNTHETIC FIBRE COATED 100 U KINGDOM 306 BELGIUM 327 FRANCE 335 GERMANY W 400 U STATES	LB 134	340	216	399	3484
			309474	303812	
	52283	54439	10790	20555	
			59	220	
	170345	256617	907661	1338799	
	222796	311455	1228266	1663785	
OILCLOTH FLOOR LINOLEUM 100 U KINGDOM 400 U STATES	LB 3238290	422691	12854776	1642502	3485
			4463787	772751	
	1578926	256948	17318563	2415253	
	4817216	679639			
OILCLOTH CARRIAGE SHELF TABLE 100 U KINGDOM 335 GERMANY W 344 ITALY 347 JAPAN 400 U STATES	LB 8554	5942	50323	33669	3486
			150	108	
			180	401	
			600	446	
	37020	31583	195014	144833	
	45574	37525	246267	179457	
TYPEWRITER RIBBONS 100 U KINGDOM 305 AUSTRIA 400 U STATES	LB 653	2288	3239	7969	3487
			383	626	
	782	2633	2918	19958	
	1435	4921	6540	28553	
FABRICS COTTON TO COVER RUBBER 100 U KINGDOM 400 U STATES	LB 8367	10263	34897	43154	3488
			5324	7230	
	4108	5528	40221	50384	
	12475	15791			
CORD TIRE FABRICS SYNTH FIBRE 400 U STATES	LB 21161	29592	154540	233591	3489
	21161	29592	154540	233591	
LACE EMBROIDERIES BOBBINET NOP 100 U KINGDOM 215 INDIA 231 HONG KONG 305 AUSTRIA 306 BELGIUM 327 FRANCE 335 GERMANY W 344 ITALY 347 JAPAN 367 AZORES 376 SWITZRLND 400 U STATES	LB 2928	18155	14434	88251	3501
			136	687	
	117	369	382	1953	
	20	229	599	3990	
	84	768	285	1775	
	4537	43578	24644	248041	
	32	207	859	3734	
	140	290	214	1680	
	1432	3716	5134	16039	
	9	71	195	879	
	111	2894	1596	15276	
	20292	100402	124384	643542	
	29702	170679	172862	1025847	
CORSETS GIRDLES BRASSIERES 100 U KINGDOM 224 JAMAICA 225 TRINIDAD 335 GERMANY W 347 JAPAN 354 NETHRLNDS 400 U STATES		223		1553	3510
		143		143	
				5457	
		212		397	
		42055		94272	
				212	
		112937		534502	
		155570		636536	
BRACES OR SUSPENSORS AND PARTS 100 U KINGDOM 327 FRANCE 335 GERMANY W		405		3986	3511
				89	
		4355		23056	

IMPORTS INTO CANADA FOR CONSUMPTION

Articles and Countries from which Imported	MONTH OF MAY 1957		FIVE MONTHS ENDED MAY 1957		Class Number
	Quantities	Values (\$)	Quantities	Values (\$)	
344 ITALY				115	
354 NETHRLNDS				849	
400 U STATES				26441	
CHURCH VESTMENTS		9892		54536	
ANY MATERIAL					3512
100 U KINGDOM		1167		6674	
306 BELGIUM				695	
327 FRANCE		6840		47881	
335 GERMANY W		80		494	
344 ITALY				287	
376 SWITZRLNO		571		1109	
400 U STATES		5316		29045	
GARMENTS KNITTED		13974		86185	
N O P	LB				3514
100 U KINGDOM	76	890	298	2712	
305 AUSTRIA			10	180	
335 GERMANY W			465	1779	
344 ITALY	39	1008	60	1640	
347 JAPAN			640	687	
400 U STATES	64	259	967	3501	
GLOVES MITTS AND		2157	2440	10499	
MITTENS N O P	OZ PR				3515
100 U KINGDOM	26	235	1131	10560	
335 GERMANY W	41	101	103	262	
344 ITALY	25	83	269	989	
347 JAPAN			2186	4438	
400 U STATES	2014	10222	7119	46134	
BERETS OF WOOL KNITTED FULLEO		2106	10808	62383	
100 U KINGDOM	DOZ	253	1944	6319	3516
327 FRANCE	54	265	775	3370	
400 U STATES			29	274	
CAPS BONNETS BERETS N O P		2209	7123	36511	
100 U KINGDOM	DOZ	2277	19946	18808	3517
306 BELGIUM			21	74	
318 DENMARK	237	655	237	655	
327 FRANCE	44	311	419	2472	
335 GERMANY W	2772	2594	4735	8934	
344 ITALY			935	3021	
347 JAPAN	15799	16029	125511	138579	
352 MEXICO	32	135	32	135	
359 NORWAY			8	59	
376 SWITZRLNO	8	133	24	324	
400 U STATES	15883	17860	58228	212673	
HATS OF FUR FELT MENS		57663	208958	474496	
100 U KINGDOM	DOZ	23	896	507	3518
305 AUSTRIA			4	168	
306 BELGIUM			14	677	
327 FRANCE			20	725	
344 ITALY	23	1927	164	12536	
400 U STATES	30	1974	108	6647	
HATS OF WOOL FELT		4797	817	44772	
100 U KINGDOM	DOZ	13	771	83	3519
305 AUSTRIA			2	96	
327 FRANCE			2	217	
400 U STATES	180	1765	556	9504	
HATS OF FUR FELT WOMENS		2536	643	12050	
100 U KINGDOM	DOZ	1	72	24	3520
327 FRANCE	105	3263	161	5524	
344 ITALY			13	1067	
376 SWITZRLND	15	879	16	1105	
400 U STATES	111	5458	234	10570	
HATS N O P		9672	448	19362	
100 U KINGDOM	DOZ	100	2807	2307	3521
224 JAMAICA	21	173	29	289	
231 HONG KONG	750	2677	1888	6349	
305 AUSTRIA			7	443	
306 BELGIUM	23	333	23	333	
318 DENMARK	12	173	12	173	
327 FRANCE	224	6760	420	19652	
335 GERMANY W	128	4643	297	8383	
344 ITALY	638	3393	1295	11921	
347 JAPAN	95	198	303	483	
352 MEXICO	975	1496	1436	2014	
354 NETHRLNOS	7	658	26	2542	
359 NORWAY			42	403	
376 SWITZRLND	27	1075	231	9983	
390 GERMANY E			53	522	
400 U STATES	6447	112960	34356	699480	
FIREMENS AND OTHER HELMETS		137346	42725	787071	
100 U KINGDOM		808		3017	3522
400 U STATES		86677		396346	
KNITTED GOODS N O P		87485		399363	
100 U KINGDOM	LB	478	870	4905	3524
335 GERMANY W	32	63	3068	3687	
344 ITALY			649	1820	
347 JAPAN			1630	1169	
376 SWITZRLND	90	319	162	593	
400 U STATES	25202	44408	113168	202338	
	25802	45660	123582	221346	

IMPORTS INTO CANADA FOR CONSUMPTION

Articles and Countries from which Imported	MONTH OF MAY 1957		FIVE MONTHS ENDED MAY 1957		Class Number	
	Quantities	Values (\$)	Quantities	Values (\$)		
CHEVILLE YARNS AND CORDS 400 U STATES	LB		564	823	3548	
USED BAGS OF VEGETABLE FIBRE 100 U KINGDOM 400 U STATES		3434		115 18846	3550	
BELTING N O P 100 U KINGDOM 335 GERMANY W 376 SWITZRLND 400 U STATES	LB	3901 25 6417 10343	4612 197 11077 15886	12987 199 36350 49561	17796 955 58149 77097	3551
BLANKETS FOR PRINTING PRESSES 100 U KINGDOM 335 GERMANY W 376 SWITZRLND 384 P RICO 400 U STATES			3773 86		11959 2755 128 103	3552
BRAIDS CORDS FRINGES 100 U KINGDOM 306 BELGIUM 327 FRANCE 335 GERMANY W 344 ITALY 347 JAPAN 376 SWITZRLND 400 U STATES			2541 1323 732		14027 83 4213 4778 1219 3342 8837 326489	3553
CARPETS N O P 100 U KINGDOM 215 INDIA 306 BELGIUM 317 CZECHO S 318 DENMARK 327 FRANCE 335 GERMANY W 344 ITALY 347 JAPAN 354 NETHRLNDS 365 POLAND 400 U STATES	SQ FY	75701 171848	12174 31981	346342 1800 619999 12686 1890 1107 5038 57846 373791 454 253	53762 929 116354 2758 434 793 2380 12776 43491 198 167	3554
CURTAINS N O P 100 U KINGDOM 400 U STATES			1140 4874 6014		2928 34868 37796	3557
FELT ADHESIVE FOR VESSELS 100 U KINGDOM					5053	3558
MAT BRAIDS NOT OVER 6 INCHES 231 HONG KONG 344 ITALY 347 JAPAN 376 SWITZRLND 400 U STATES			313 241 11849 4694 17097		2681 17172 241 302956 66155 389205	3559
MAT SWEATS CAP PEAKS AND BANDS 100 U KINGDOM 306 BELGIUM 347 JAPAN 400 U STATES			709 39132 39841		2004 1395 1458 221981 226838	3560
HOODS AND SHAPES OF FUR FELT 100 U KINGDOM 305 AUSTRIA 317 CZECHO S 327 FRANCE 344 ITALY 400 U STATES	DOZ	30 3684 454 1241 114	1405 83605 11309 26384 2825	37 170 9024 958 2338 209	1442 7479 198608 30507 51566 5264	3561
HOODS AND SHAPES OF WOOL FELT 100 U KINGDOM 231 HONG KONG 317 CZECHO S 321 ECUADOR 327 FRANCE 335 GERMANY W 344 ITALY 347 JAPAN 352 MEXICO 355 INDOONESIA 376 SWITZRLND 393 TAIWAN 400 U STATES	DOZ	10 276 30 78 15 9 50 36	282 3714 786 1740 434 117 293 132	10 1346 30 201 76 9 8645 6009 1144 5000 1009 600	282 13267 786 2829 4116 117 88252 20477 1167 1668 14345 5678	3562
HOODS AND SHAPES KNITTED 100 U KINGDOM 231 HONG KONG 317 CZECHO S 321 ECUADOR 327 FRANCE 335 GERMANY W 344 ITALY 347 JAPAN 352 MEXICO 355 INDOONESIA 376 SWITZRLND 393 TAIWAN 400 U STATES	DOZ	10 276 30 78 15 9 50 36	282 3714 786 1740 434 117 293 132	10 1346 30 201 76 9 8645 6009 1144 5000 1009 600	282 13267 786 2829 4116 117 88252 20477 1167 1668 14345 5678	3563
HOODS AND SHAPES N O P 100 U KINGDOM 321 ECUADOR 327 FRANCE 344 ITALY 376 SWITZRLND 400 U STATES	DOZ	20 54 15 659 748	335 278 289 8010 8912	31 20 7 723 941 3233 4955	146 335 730 7906 17175 28907 55199	3564

IMPORTS INTO CANADA FOR CONSUMPTION

Articles and Countries from which Imported	MONTH OF MAY 1957		FIVE MONTHS ENDED MAY 1957		Class Number
	Quantities	Values (\$)	Quantities	Values (\$)	
MATERIALS FOR HAT BRAIDS					3565
SURGICAL DRESSINGS					3566
100 U KINGDOM		34774		154334	
335 GERMANY W		2189		7715	
375 SWEDEN				835	
400 U STATES		72189		388065	
		109152		550949	
ELASTIC WEBBING WOVEN FOR MFRS	LB				3567
100 U KINGDOM	211	453	2439	4058	
335 GERMANY W	125	386	5118	15558	
347 JAPAN			13691	9778	
354 NETHRLNDS			578	1323	
400 U STATES	6874	16034	41657	83590	
	7210	16873	63483	114307	
ELASTIC WEBBING WOVEN N O P	LB				3568
100 U KINGDOM	404	842	3536	7364	
327 FRANCE			170	477	
335 GERMANY W	334	495	2783	6018	
344 ITALY	1987	3016	11032	12216	
347 JAPAN	36100	20772	124510	74363	
354 NETHRLNDS	357	701	2698	4399	
400 U STATES	11700	21500	88589	139481	
	50882	47326	233318	244318	
WINDOW SHADES ON ROLLERS N O P					3569
400 U STATES		675		6675	
		675		6675	
CORDED RIBBONS FOR MENS HATS	LB				3570
400 U STATES	3591	16510	19594	94586	
	3591	16510	19594	94586	
NONELASTIC FABRICS FOR GARTERS	LB				3571
100 U KINGDOM	56	125	111	259	
400 U STATES	99	324	2418	7179	
	155	449	2529	7438	
FABRICS FOR CARD CLOTHING	LB				3572
400 U STATES	640	1268	1475	2787	
	640	1268	1475	2787	
FIBRE OR TEXTILE PRODUCTS NOP					3573
100 U KINGDOM		455		455	
344 ITALY				1627	
376 SWITZRLND				79	
400 U STATES		9774		88370	
		10229		90531	
BRAIDED CORD 1 IN CIRC OR LESS	LB				3574
100 U KINGDOM	1805	786	2625	1998	
400 U STATES	5013	3915	29729	22070	
	6818	4701	32354	24068	
ELASTIC WEBBING BRAIDED	LB				3576
100 U KINGDOM			3301	5735	
335 GERMANY W	40	97	655	1782	
344 ITALY			3078	4484	
347 JAPAN			12880	10178	
354 NETHRLNDS			927	1931	
360 ISRAEL			716	695	
400 U STATES	2048	5133	21671	58388	
	2088	5230	43228	83193	

IMPORTS INTO CANADA FOR CONSUMPTION

Articles and Countries from which Imported	MONTH OF MAY 1957		FIVE MONTHS ENDED MAY 1957		Class Number
	Quantities	Values (\$)	Quantities	Values (\$)	
GROUP 4					
WOOD WOOD PRODUCTS AND PAPER					
CANE REED OR RATTAN					4002
215 INDIA		1339		6306	
231 HONG KONG		953		2646	
335 GERMANY W				4409	
347 JAPAN				153	
354 NETHRLNDS				90	
400 U STATES		1573		4647	
		3865		18251	
OSIERS WILLOWS AND BAMBOOS					4003
215 INDIA				373	
231 HONG KONG				1818	
304 ARGENTINA		2016		2016	
347 JAPAN		345		3565	
354 NETHRLNDS		405		405	
400 U STATES		4806		7225	
		7572		15402	
CORKWOOD UNMANUFACTURED					4011
366 PORTUGAL		1472		4650	
372 SPAIN				577	
400 U STATES		674		1934	
		2146		7161	
FENCE POSTS					4021
400 U STATES	NO				
	9640	1984	32601	7704	
	9640	1984	32601	7704	
HICKORY BILLETS					4022
400 U STATES		9216		44740	
		9216		44740	
POLES TELEGRAPH AND PILING					4024
400 U STATES	NO				
	8537	262654	45189	1524328	
	8537	262654	45189	1524328	
RAILWAY TIES					4025
381 ALASKA			265	829	
400 U STATES		18841	45818	160128	
		18841	46083	160957	
LOGS ROUND UNMANUFACTURED NOP					4026
400 U STATES	M FT				
	3095	217866	90594	4520975	
	3095	217866	90594	4520975	
HANDLE SHINGLE BOLTS FELLOES					4032
400 U STATES				12570	
				12570	
HUB LAST WAGON OAR GUN BLOCKS					4033
335 GERMANY W				274	
344 ITALY		932		932	
400 U STATES		52795		240204	
		53727		241410	
WOOD TEN PIN BLOCKS ROUGH					4034
TEAK AMARANTH TROPICAL WOODS					4041
100 U KINGDOM				345	
210 G COAST		23736		52853	
217 CEYLON				320	
218 MALAYA				2660	
219 BEL OTHER				1528	
221 B GUIANA				1672	
234 AUSTRALIA		1078		25299	
309 BRAZIL				903	
318 DENMARK				736	
321 ECUADOR		298		1159	
328 FR AFRICA		2176		2176	
335 GERMANY W				78	
337 GUATEMALA				3200	
347 JAPAN				4312	
363 PERU		4710		6309	
371 THAILAND		11566		25527	
400 U STATES		21047		108296	
		64611		237373	
ASH WHITE					4042
400 U STATES	M FT				
	143	21069	629	101706	
	143	21069	629	101706	
CEDAR					4043
381 ALASKA		15480	360	15480	
400 U STATES		35329	812	105953	
	634	50809	1172	121433	
CHESTNUT					4044
400 U STATES	M FT				
			3	940	
			3	940	
FIR					4045
400 U STATES	M FT				
	7761	645002	28740	2377361	
	7761	645002	28740	2377361	
GUMWOOD					4046
400 U STATES	M FT				
	18	1184	226	23535	
	18	1184	226	23535	
HEMLOCK					4047
400 U STATES	M FT				
	353	26761	1450	112519	
	353	26761	1450	112519	
HICKORY					4048
400 U STATES	M FT				
	8	1461	33	6488	
	8	1461	33	6488	

IMPORTS INTO CANADA FOR CONSUMPTION

Articles and Countries from which Imported		MONTH OF MAY 1957		FIVE MONTHS ENDED MAY 1957		Class Number	
		Quantities	Values (\$)	Quantities	Values (\$)		
MAHOGANY	210 G COAST	M FT	90	20738	104	26711	4049
	211 NIGERIA				30	6099	
	222 B HOND		1	280	297	92410	
	309 BRAZIL				50	7301	
	328 FR AFRICA				57	11845	
	347 JAPAN		196	30146	638	94796	
	364 PHIL		260	46309	506	89236	
400 U STATES		357	68580	1065	258967		
			904	166053	2747	587365	
OAK	347 JAPAN	M FT			23	5003	4050
	400 U STATES		3933	517207	16223	2274608	
			3933	517207	16246	2279611	
PINE SOUTHERN YELLOW OR PITCH	400 U STATES	M FT	203	33291	1159	197001	4051
			203	33291	1159	197001	
PINE WHITE OR OTHER N O P	309 BRAZIL	M FT			29	2664	4052
400 U STATES			2704	232045	9937	882397	
			2704	232045	9966	885061	
POPLAR	400 U STATES	M FT	336	42494	1458	182796	4053
			336	42494	1458	182796	
REDWOOD	400 U STATES	M FT	161	37600	385	88853	4054
			161	37600	385	88853	
WALNUT	327 FRANCE	M FT	4	1143	4	1143	4055
400 U STATES			258	78138	1137	342421	
			262	79281	1141	343564	
LUMBER AND TIMBER HARDWOOD N O P	335 GERMANY W	M FT	1	145	1	145	4056
400 U STATES			2398	190868	9299	877362	
			2399	191013	9300	877507	
LUMBER AND TIMBER N O P	381 ALASKA	M FT	10	1096	22	1904	4057
400 U STATES			425	25669	2204	130734	
			435	26765	2226	132638	
HARDWOOD FLOORING	400 U STATES	M FT	1725	191314	7204	853421	4058
			1725	191314	7204	853421	
PINE PONDEROSA AND SUGAR	400 U STATES	M FT	2884	270121	10982	1049729	4059
			2884	270121	10982	1049729	
LATHS	400 U STATES	M			14	209	4071
					14	209	
PICKETS PLAIN		M					4072
PLYWOOD GLUED OR CEMENTED	100 U KINGDOM					613	4073
211 NIGERIA			5598			5598	
305 AUSTRIA			1683			1683	
318 DENMARK						3573	
326 FINLAND			3169			19543	
327 FRANCE			9070			51164	
335 GERMANY W			7639			41611	
344 ITALY			2863			7553	
347 JAPAN			233016			797834	
354 NETHRLNDS			2438			3379	
356 SURINAM			903			903	
360 ISRAEL			7166			33412	
365 POLAND			18283			44213	
375 SWEDEN			4312			5433	
388 YUGO SLAV			1317			1317	
400 U STATES			44590			174652	
			342047			1192481	
SHINGLES DF WOOD	400 U STATES	RF SQ	3360	20768	11397	74725	4074
			3360	20768	11397	74725	
VENEERS OF ROSEWOOD ETC	100 U KINGDOM					345	4075
327 FRANCE						146	
347 JAPAN			72			6067	
364 PHIL						2114	
400 U STATES			39126			185007	
			39198			193679	
VENEERS OF WOOD N O P	100 U KINGDOM					55	4076
307 BEL CONGO			18042			74884	
318 DENMARK						279	
327 FRANCE						302	
344 ITALY						130	
347 JAPAN			598			598	
400 U STATES			96786			519805	
			115426			596053	
VENEERS OF WOOD TAPED JOINTED	400 U STATES					20588	4077
			2295			20588	
VENEERS AUSTRALIAN BLACKWOOD	400 U STATES					10424	4078
			819			10424	
PLYWOOD FACED WITH METAL	335 GERMANY W					13295	4079
400 U STATES			4205			23808	
			4205			37103	

IMPORTS INTO CANADA FOR CONSUMPTION

Articles and Countries from which Imported	MONTH OF MAY 1957		FIVE MONTHS ENDED MAY 1957		Class Number
	Quantities	Values (\$)	Quantities	Values (\$)	
BARK CRUDE FOR TANNERS USE	CWT				4081
FUELWOOD	CORD				4082
400 U STATES	50	312	401	2604	
	50	312	401	2604	
PULPWOOD	CORD				4083
400 U STATES	2940	72353	107737	1935215	
	2940	72353	107737	1935215	
SAWDUST AND WOOD FLOUR					4084
400 U STATES		20210		117425	
		20210		117425	
BARRELS EMPTY SLACK	NO				4090
BARRELS EMPTY TIGHT	NO				4091
327 FRANCE			15	118	
400 U STATES	21851	69656	135943	477038	
	21851	69656	135958	477156	
STAVES OAK SAWN SPLIT OR CUT	M				4094
400 U STATES	204	87882	1459	503136	
	204	87882	1459	503136	
STAVES ROUGH SAWN N O P	M				4095
400 U STATES			15	1384	
			15	1384	
STAVES N O P	M				4097
100 U KINGDOM	12	352	48	1412	
400 U STATES	35	2922	831	27367	
	47	3274	879	28779	
WOODEN PAILS AND TUBS					4098
400 U STATES		204		204	
		204		204	
HOOPS HEADS AND LINERS OF WOOD					4099
100 U KINGDOM		398		2263	
400 U STATES		18776		95321	
		19174		97584	
CORK SLABS BOARDS TILES N O P					4101
100 U KINGDOM		5790		9105	
318 DENMARK		1284		38733	
335 GERMANY W				183	
366 PORTUGAL		32884		45443	
372 SPAIN		30927		194633	
400 U STATES		9431		46672	
		80316		334769	
CORKS THREE FOURTHS IN OR LESS	LB				4102
100 U KINGDOM			12	117	
366 PORTUGAL	1078	1330	2251	3061	
372 SPAIN			73	215	
400 U STATES	338	601	1019	1854	
	1416	1931	3355	5247	
CORKS OVER THREE FOURTHS INCH	LB				4103
366 PORTUGAL	8907	11088	70287	99606	
372 SPAIN	804	912	5641	15933	
400 U STATES	2832	2109	4573	6997	
	12543	14109	80501	122536	
CORK SLABS BOARDS FOR WFRS					4104
366 PORTUGAL		76970		139972	
372 SPAIN		38122		219078	
400 U STATES		173352		594132	
		288444		953182	
MANUFACTURES OF CORKWOOD N O P					4105
100 U KINGDOM		12538		32747	
305 AUSTRIA				86	
327 FRANCE				264	
344 ITALY		170		170	
354 NETHRLNDS				316	
366 PORTUGAL		22615		140709	
372 SPAIN		6352		46509	
375 SWEDEN				190	
400 U STATES		34060		117506	
		75735		338497	
BILLETS OF WOOD FOR BATS					4112
400 U STATES		9686		31743	
		9686		31743	
GUN STOCKS OF WALNUT ROUGH					4113
WOOD HANDLES FOR AGRIC IMPL					4114
400 U STATES		1172		106599	
		1172		106599	
HANDLES OF WOOD N O P					4118
100 U KINGDOM				1345	
335 GERMANY W				429	
375 SWEDEN		1370		2481	
400 U STATES		39704		188137	
		41074		192392	
SHAFTS OR HEADS FOR GOLF CLUBS					4119
400 U STATES		1923		18243	
		1923		18243	
LASTS OF WOOD					4120
335 GERMANY W				264	
400 U STATES		1528		14054	
		1528		14318	
MEXICAN SADDLE TREES STIRRUPS					4121
400 U STATES		1225		5481	
		1225		5481	
SPOKES HICKORY OAK ROUGH					4122
400 U STATES				9331	
				9331	

IMPORTS INTO CANADA FOR CONSUMPTION

Articles and Countries from which Imported	MONTH OF MAY 1957		FIVE MONTHS ENDED MAY 1957		Class Number
	Quantities	Values (\$)	Quantities	Values (\$)	
WALKING STICKS AND CANES					4125
100 U KINGDOM		661		5360	
327 FRANCE				899	
347 JAPAN		373		423	
400 U STATES		561		2697	
		1595		9379	
SULPHITE PULP BL DISSOLVING	CWT				4130
400 U STATES	5598	60755	33966	352458	
	5598	60755	33966	352458	
SODA PULP	CWT				4131
SULPHITE PULP UNBLEACHED	CWT				4132
400 U STATES	75266	452176	362506	2150912	
	75266	452176	362506	2150912	
SULPHITE PULP BLEACHED N O P	CWT				4133
400 U STATES	15754	105280	103444	682335	
	15754	105280	103444	682335	
SULPHATE OR KRAFT PULP	CWT				4134
400 U STATES	31992	200162	168485	1077905	
	31992	200162	168485	1077905	
WOOD PULP MECHANICAL	CWT				4135
PULP OF STRAW OR VEG FIBRE NOP	CWT				4136
100 U KINGDOM			20	515	
335 GERMANY W			7	293	
400 U STATES	17137	178729	75807	823870	
	17137	178729	75834	824678	
BOBBINS SHUTTLES AND SPOOLS					4141
100 U KINGDOM		1451		2697	
335 GERMANY W		812		812	
376 SWITZRLND		169		6536	
400 U STATES		18555		136501	
		20987		146546	
CASKETS COFFINS AND METAL PTS					4142
400 U STATES		42838		197879	
		42838		197879	
CHARCOAL MADE FROM WOOD	TON				4143
400 U STATES	132	11759	734	65763	
	132	11759	734	65763	
CHURNS N O P WASHBOARDS					4144
100 U KINGDOM				549	
335 GERMANY W		118		771	
375 SWEDEN		58		58	
388 YUGO SLAV				64	
400 U STATES		2228		6602	
		2404		8044	
CLOTHES PINS AND PARTS	GROSS				4145
231 HONG KONG			5000	1410	
318 DENMARK	22225	6843	54250	17072	
335 GERMANY W	1000	500	1250	600	
354 NETHRLNDS			4000	1422	
375 SWEDEN	5000	1693	17550	6194	
400 U STATES	765	584	2790	2187	
	28990	9620	84840	28885	
CRUTCHES OR STAFFS					4146
400 U STATES		2728		12877	
		2728		12877	
CURTAIN STRETCHERS					4147
400 U STATES		658		5165	
		658		5165	
DOORS WOOD 6 FT X 2 FT OR OVER	NO				4148
100 U KINGDOM			15	1197	
335 GERMANY W	630	2884	1990	9164	
400 U STATES	473	13960	5938	102874	
	1103	16844	7943	113235	
EXCELSIOR DR WOOD WOOL					4149
400 U STATES		1029		5906	
		1029		5906	
FIBRE AND MANUFACTURES N O P					4150
100 U KINGDOM		2408		8265	
327 FRANCE		7549		13049	
335 GERMANY W				2701	
375 SWEDEN		2086		5318	
400 U STATES		99868		441720	
		111911		471053	
FURNITURE MAINLY OF WOOD					4151
100 U KINGDOM		13958		80530	
215 INDIA				1163	
218 MALAYA				58	
231 HONG KONG		50208		111333	
236 NEW ZEAL				100	
305 AUSTRIA				699	
306 BELGIUM		446		1817	
313 CHINA				971	
317 CZECHO S		14436		41315	
318 DENMARK		24377		182640	
322 EGYPT				346	
327 FRANCE		8603		20252	
335 GERMANY W		22896		67870	
344 ITALY		5390		18008	
347 JAPAN				26446	
352 MEXICO		113		1294	
353 MOROCCO		102		386	
354 NETHRLNDS		5885		11715	
359 NORWAY		587		9824	
361 PANAMA				275	

IMPORTS INTO CANADA FOR CONSUMPTION

Articles and Countries from which Imported	MONTH OF MAY 1957		FIVE MONTHS ENDED MAY 1957		Class Number
	Quantities	Values (\$)	Quantities	Values (\$)	
365 POLAND		2752		12858	
372 SPAIN				231	
375 SWEDEN		15274		24912	
376 SWITZRLND		112		4315	
383 HAWAII				319	
388 YUGO SLAV		1081		2824	
392 SYRIA				73	
400 U STATES		472964		2516298	
MATCHES OF WOOD		639184		3138872	4152
100 U KINGDOM				917	
335 GERMANY W				298	
344 ITALY		212		1033	
354 NETHRLNDS				75	
365 POLAND				1233	
375 SWEDEN		10629		20719	
400 U STATES		2114		26677	
MOULDINGS OF WOOD		12955		50952	4153
335 GERMANY W		504		1014	
354 NETHRLNDS		465		465	
400 U STATES		6130		18580	
		7099		20059	
SKIS RACQUETS AND FRAMES BATS					4154
100 U KINGDOM		2665		19884	
215 INDIA		1314		5791	
216 PAKISTAN		6272		23339	
234 AUSTRALIA		686		4621	
305 AUSTRIA		209		10545	
306 BELGIUM		991		6746	
317 CZECHO S				800	
318 DENMARK				60	
326 FINLAND				324	
327 FRANCE				3288	
335 GERMANY W		2980		18938	
344 ITALY		2115		2322	
347 JAPAN		6128		12692	
354 NETHRLNDS				1652	
359 NORWAY		240		3348	
375 SWEDEN				2193	
376 SWITZRLND		385		1873	
400 U STATES		17536		91064	
WINDOW SASH OF WOOD		41521		209480	4155
400 U STATES		4246		23601	
		4246		23601	
WOOD BOXES CRATES AND SHOOKS					4156
100 U KINGDOM				89	
335 GERMANY W				56	
344 ITALY		56		56	
347 JAPAN		478		697	
390 GERMANY E				1346	
400 U STATES		27844		118563	
		28378		120807	
MANUFACTURES OF WOOD					4157
100 U KINGDOM		10725		66804	
203 B E AFR		241		1391	
205 RHOD NYAS				274	
207 UN SO AFR		138		138	
215 INDIA		300		1487	
217 CEYLON		531		531	
225 TRINIDAD				74	
231 HONG KONG		2329		6810	
234 AUSTRALIA		113		392	
305 AUSTRIA				407	
306 BELGIUM		302		822	
317 CZECHO S		2222		5309	
318 DENMARK		1380		4148	
326 FINLAND				1824	
327 FRANCE		4115		9663	
335 GERMANY W		11099		67588	
338 HAITI		85		85	
344 ITALY		3593		13033	
347 JAPAN		38908		161015	
352 MEXICO		50		2245	
354 NETHRLNDS				690	
355 INDONESIA		112		112	
359 NORWAY				102	
375 SWEDEN		5310		39274	
376 SWITZRLND		361		3135	
381 ALASKA		133		133	
383 HAWAII		206		911	
388 YUGO SLAV		2023		2582	
390 GERMANY E		445		1080	
400 U STATES		378475		1509183	
		463196		1901242	
BOWLS TRAYS AND DISHES OF WOOD					4158
100 U KINGDOM		114		599	
205 RHOD NYAS				158	
215 INDIA				176	
224 JAMAICA				102	
313 CHINA				110	
317 CZECHO S				187	
318 DENMARK		793		2523	
327 FRANCE		52		1718	
335 GERMANY W		456		932	

IMPORTS INTO CANADA FOR CONSUMPTION

Articles and Countries from which Imported	MONTH OF MAY 1957		FIVE MONTHS ENDED MAY 1957		Class Number
	Quantities	Values (\$)	Quantities	Values (\$)	
338 HAITI				339	
344 ITALY		287		3403	
347 JAPAN		21308		75713	
352 MEXICO				410	
375 SWEDEN		1037		1555	
383 HAWAII		173		849	
388 YUGO SLAV				99	
400 U STATES		3345		23789	
		27565		112662	
PLAYING CARD STOCK	LB				4159
400 U STATES	65880	17562	166454	41661	
	65880	17562	166454	41661	
CONT BOARD FOR MOIST OILY FOOD	LB				4160
400 U STATES	2896386	278453	8434052	803274	
	2896386	278453	8434052	803274	
CARD STOCK BRISTOL BOARD N O P	LB				4161
100 U KINGDOM	365	481	365	481	
335 GERMANY W	1072	892	1072	892	
354 NETHRLNDS			10744	2430	
400 U STATES	128956	26338	1073250	182807	
	130393	27711	1085431	186610	
CHIPBOARD NEWS BOARD	LB				4162
400 U STATES	330426	31182	1846108	177262	
	330426	31182	1846108	177262	
LEATHER BOARD LEATHEROID MFRS	LB				4163
100 U KINGDOM	38864	10371	109173	23090	
306 BELGIUM	15750	3112	25150	5604	
335 GERMANY W	24447	4720	120915	24294	
400 U STATES	38401	10900	121129	42061	
	117462	29103	376367	95049	
MILLBOARD AND BINDERS BOARD	LB				4164
100 U KINGDOM			1820	169	
400 U STATES	349446	26920	1823268	146131	
	349446	26920	1825088	146300	
PULPBOARD FOR MFR OF WALLBOARD	LB				4165
400 U STATES	6218636	318528	21210398	1107442	
	6218636	318528	21210398	1107442	
PULPBOARD TO WRAP ROLLS PAPER	LB				4166
400 U STATES	1274788	73180	2569409	147874	
	1274788	73180	2569409	147874	
STRAWBOARD N O P	LB				4167
354 NETHRLNDS			14000	411	
400 U STATES			5233	1133	
			19233	1544	
PULP BOARD FOR CONTAINERS	LB				4168
384 P RICO			70236	3305	
400 U STATES	3294935	187175	24270918	1489216	
	3294935	187175	24341154	1492521	
BUILDING AND INSULATING BOARD	LB				4169
100 U KINGDOM			52065	11683	
326 FINLAND	133078	5579	396666	17634	
352 MEXICO	72891	4002	170651	9078	
359 NORWAY	165827	5984	252154	9578	
375 SWEDEN	587359	30831	1572667	87137	
400 U STATES	4218231	470680	20493306	2264566	
	5177386	517076	22937509	2399676	
PULPBOARD OTHER FIBREBOARD NOP	LB				4170
100 U KINGDOM	5139	1842	25913	7910	
306 BELGIUM	4060	786	4060	786	
335 GERMANY W			5424	1994	
375 SWEDEN	3120	267	9467	928	
400 U STATES	670169	143595	3340504	594172	
	682488	146490	3385368	605790	
ELECTRIC INSULATING PRESSBOARD	LB				4171
100 U KINGDOM	9113	2523	103501	24695	
375 SWEDEN			13000	2269	
400 U STATES	167472	43480	984921	235473	
	176585	46003	1101422	262437	
FELTBOARD ROOF FELT NOT COATED	LB				4172
400 U STATES	942092	28674	5000788	158445	
	942092	28674	5000788	158445	
PRESSBOARD N O P	LB				4173
100 U KINGDOM	5585	1475	27424	7377	
375 SWEDEN			2000	355	
400 U STATES	174904	51883	984934	251878	
	180489	53358	1014358	259610	
SHOEBOARDS	LB				4174
100 U KINGDOM			22266	3936	
306 BELGIUM			36118	7472	
335 GERMANY W	4375	875	53109	12080	
400 U STATES	115189	26737	551565	130841	
	119564	27612	663058	154329	
PAPERBOARD FOR SHOEBOARDS	LB				4175
100 U KINGDOM			3660	842	
400 U STATES	99608	15709	296092	46598	
	99608	15709	299752	47440	
GYPNUM BOARD LATH ROCK LATH	LB				4176
400 U STATES	282518	5675	388826	7592	
	282518	5675	388826	7592	
ENAMELLED PAPER	LB				4178
400 U STATES			384	102	
			384	102	
CARBON PAPER	LB				4179
100 U KINGDOM	1484	1686	23574	26807	
305 AUSTRIA	1572	921	5627	4291	
327 FRANCE			988	255	

IMPORTS INTO CANADA FOR CONSUMPTION

Articles and Countries from which Imported	MONTH OF MAY 1957		FIVE MONTHS ENDED MAY 1957		Class Number
	Quantities	Values (\$)	Quantities	Values (\$)	
400 U STATES	47704	32401	248737	168042	
ROTOGRAVURE PRINTING PAPER	50760	35008	278926	199395	4180
BOOK PAPER FOR PERIODICALS					
400 U STATES	46414	5775	548643	47520	4181
BOOK PRINTING LITHO PAPER NOP	46414	5775	548643	47520	
100 U KINGDOM	410	190	64274	15077	4182
354 NETHRLNOS	2231	572	2231	572	
400 U STATES	232358	55198	995934	224732	
BOOK PRINTING PAPER COATED NOP	234999	55960	1062439	240381	
100 U KINGDOM			2743	466	4183
400 U STATES	303912	77822	1697754	470059	
COATED PAPERS FOR PERIODICALS	303912	77822	1700497	470525	
400 U STATES	188816	24627	774760	103262	4184
COVER PAPERS NOT PASTED COATED	188816	24627	774760	103262	
100 U KINGDOM	25644	7228	60538	27066	4185
400 U STATES	59160	10790	232126	57189	
COVER PAPERS PASTED COATED	84804	18018	292664	84255	
100 U KINGDOM			17434	8262	4186
400 U STATES	88356	27223	225611	77586	
SURFACE COATED PAPER N O P	88356	27223	243045	85848	
100 U KINGDOM	48704	24666	130097	68554	4187
306 BELGIUM			600	773	
335 GERMANY W			1993	840	
375 SWEDEN			5624	791	
376 SWITZRLND			7303	4796	
400 U STATES	166603	112991	957511	684516	
WAXED PAPER IN PACKAGE FORM	215307	137657	1103128	760270	4189
WAXED PAPER FOR WRAPPING N O P					
100 U KINGDOM	3699	1275	3979	1413	4190
400 U STATES	129266	33492	350337	102688	
GREASEPROOF AND GLASSINE PAPER	132965	34767	354316	104101	
400 U STATES	25714	6499	222718	59241	4191
TISSUE WRAPPING PAPER	25714	6499	222718	59241	
375 SWEDEN			11867	1524	4192
400 U STATES	292502	36047	1145858	147560	
VEGETABLE PARCHMENT PAPER	292502	36047	1157725	149084	
100 U KINGDOM	10876	2543	80267	18584	4193
400 U STATES	19107	6750	46022	16057	
WRAPPING PAPER KRAFT	29983	9293	126289	34641	
400 U STATES	245072	35983	1335789	164351	4195
WRAPPING PAPER OILED COATED	245072	35983	1335789	164351	
100 U KINGDOM			3679	882	4196
375 SWEDEN			6799	934	
400 U STATES	73246	18064	356442	76763	
WRAPPING PAPER ALL KINDS N O P	73246	18064	366920	78579	
335 GERMANY W			1371	502	4197
400 U STATES	306898	45971	1688157	257976	
DOUPLEX BACKING PAPER	306898	45971	1689528	258478	
400 U STATES	77799	41496	393550	201060	4198
IMITATION PARCHMENT WRAPPING	77799	41496	393550	201060	
375 SWEDEN			18459	2561	4199
WRAPPER SHEETS AND HEADS			18459	2561	
400 U STATES	20811	2263	386790	33679	4200
BOND AND LEDGER PAPERS UNCUT	20811	2263	386790	33679	
400 U STATES	217385	42001	995052	219359	4201
ENVELOPES	217385	42001	995052	219359	
100 U KINGDOM	4	57	155	834	4202
335 GERMANY W	2	78	2	78	
359 NORWAY			300	446	
400 U STATES	2851	14515	12897	81498	
ONION SKIN AND MANIFOLD PAPER	2857	14650	13354	82856	
100 U KINGDOM	238	189	1516	986	4203
335 GERMANY W			2009	907	
400 U STATES	35132	23843	216675	147969	
BOXED PAPER AND PAPERETRIES	35370	24032	220200	149862	
100 U KINGDOM	118	212	1443	949	4204
305 AUSTRIA	15	55	15	55	
306 BELGIUM			121	68	
327 FRANCE			360	280	
335 GERMANY W			470	281	
376 SWITZRLND	348	256	348	256	
400 U STATES	13621	8956	84698	56516	
	14102	9479	87455	58405	

IMPORTS INTO CANADA FOR CONSUMPTION

Articles and Countries from which Imported	MONTH OF MAY 1957		FIVE MONTHS ENDED MAY 1957		Class Number
	Quantities	Values (\$)	Quantities	Values (\$)	
HAND MADE PAPER 40 C OR OVER 100 U KINGDOM	LB 510	360	1835	1388	4205
WASTE PAPER 400 U STATES	CWT 61506	106119	292260	484020	4209
ELECTRIC CABLE INSULATG PAPER 100 U KINGDOM 400 U STATES	LB 9782 207899 217681	2140 103479 105619	19218 1438655 1457873	4120 664072 668192	4210
PHOTOGRAPHERS PAPERS 100 U KINGDOM 305 AUSTRIA 306 BELGIUM 335 GERMANY W 347 JAPAN 354 NETHRLNDS 376 SWITZRLND 400 U STATES		7104 15165 40960 69 254221 317519		41287 339 110383 162311 153 5882 531 1149039 1469925	4211
BLOTTING PAPER NOT PRINTED 100 U KINGDOM 335 GERMANY W 400 U STATES	LB 61059 61059	28077 28077	3527 540 209829 213896	874 70 88511 89455	4212
CIGARETTE PAPER UNGUMMED 327 FRANCE 335 GERMANY W 400 U STATES	LB 8386 337436 345822	5456 156174 161630	70786 218 1440662 1511666	30796 278 679913 710987	4213
CIGARETTE PAPER GUMMED ROLLS	LB				4214
CIGARETTE PAPERS IN PACKETS 100 U KINGDOM 327 FRANCE 400 U STATES	M 179 50 229	2222 1584 3806	5 1379 551 1935	75 21709 6875 28659	4215
CREPE PAPER DECORATIVE ROLLS 400 U STATES	LB 17781 17781	4626 4626	28152 28152	9421 9421	4216
GUMMED PAPER 100 U KINGDOM 335 GERMANY W 400 U STATES	LB 3869 213753 217622	1151 104603 105754	93832 500 1112583 1206915	22931 1062 508925 532918	4217
HANGINGS OR WALL PAPER 100 U KINGDOM 347 JAPAN 400 U STATES	LB 11592 200 31608 43400	2837 196 19029 22062	44376 244 176188 220808	10915 267 105367 116549	4218
PAPER FOR SHOT SHELLS GUN WADS 400 U STATES	LB 58905 58905	14402 14402	249471 249471	63112 63112	4219
PAPIERMACHE WARE N O P 100 U KINGDOM 335 GERMANY W 347 JAPAN 400 U STATES	LB 274 2058 6968 9300	239 610 2702 3551	4464 110 5655 18666 28895	1224 225 1466 7656 10571	4220
PAPER DECALCOMANIA 100 U KINGDOM 400 U STATES	LB 12172 12172	4562 4562	19965 79453 99418	6252 30567 36819	4222
PAPER MATRIX FOR PRINTING 100 U KINGDOM 400 U STATES	LB 113450 113450	45866 45866	5722 528180 533902	493 215633 216126	4223
PAPER MATTING 347 JAPAN 400 U STATES	LB 10308 10308	4478 4478	1200 55877 57077	799 22830 23629	4224
PAPER PHOTO BARYTA COATED 100 U KINGDOM 400 U STATES	LB 215709 215709	78735 78735	649 931862 932511	1679 328330 330009	4225
SHINGLES OF PAPER OR FELT 400 U STATES	LB 166126 166126	4713 4713	394849 394849	11231 11231	4226
ROOFING SHEATHING PAPER PREPRD 100 U KINGDOM 400 U STATES	LB 17360 843990 861350	2195 58710 60905	17360 2520302 2537662	2195 167156 169351	4227
TISSUE PAPER N O P 100 U KINGDOM 327 FRANCE 400 U STATES	LB 54542 54542	11154 11154	1166 150 268443 269759	434 269 59195 59898	4228
TOILET PAPER 100 U KINGDOM 400 U STATES	LB 192627 192627	24117 24117	2520 877440 879960	525 111972 112497	4229
TOWELS AND NAPKINS PLAIN 335 GERMANY W 400 U STATES	LB 104811 104811	19165 19165	7776 567706 575482	648 101457 102105	4230

IMPORTS INTO CANADA FOR CONSUMPTION

Articles and Countries from which Imported	MONTH OF MAY 1957		FIVE MONTHS ENDED MAY 1957		Class Number
	Quantities	Values (\$)	Quantities	Values (\$)	
WAXED STENCIL PAPER	LB				4231
100 U KINGDOM	35966	29880	171674	137892	
305 AUSTRIA	680	479	11926	5988	
318 DENMARK	693	831	4055	3567	
400 U STATES	3768	4989	31141	33369	
	41107	36179	218796	180816	
ALL KINDS OF PAPER N O P	LB				4232
100 U KINGDOM	7407	3478	20461	7637	
306 BELGIUM	24800	3009	55415	5776	
327 FRANCE	390	214	2823	1713	
335 GERMANY W			2674	528	
344 ITALY			777	402	
354 NETHRLNOS	2362	508	7783	1580	
393 TAIWAN			963	1662	
400 U STATES	651311	165603	3733372	881950	
	686270	172812	3824268	901248	
TISSUE PAPER FOR STENCILS	LB				4233
400 U STATES	1820	2784	8570	9209	
	1820	2784	8570	9209	
FACIAL TISSUES HANDKERCHIEFS	LB				4234
400 U STATES	469936	83687	2010026	357098	
	469936	83687	2010026	357098	
PAPER NAPKINS N O P	LB				4235
100 U KINGDOM	2329	1050	9817	4404	
318 DENMARK			22289	8691	
335 GERMANY W	6059	2817	21588	10285	
347 JAPAN			180	88	
375 SWEDEN			314	163	
400 U STATES	39017	11855	266920	78503	
	47405	15722	321108	102134	
CARBONIZING TISSUE PAPER	LB				4236
100 U KINGDOM	39367	27440	165280	111008	
327 FRANCE	10163	2756	13984	4158	
400 U STATES	175228	40236	778548	175982	
	224758	70432	957812	291148	
CABLE INSULATING PAPER N O P	LB				4237
100 U KINGDOM	5411	1192	7415	1795	
326 FINLANO	69951	10053	69951	10053	
400 U STATES	20618	10691	221293	69274	
	95980	21936	298659	81122	
CASH REGISTER PAPER	LB				4238
400 U STATES	28899	5280	90863	21517	
	28899	5280	90863	21517	
FILTER PAPER	LB				4239
100 U KINGDOM			3974	1769	
327 FRANCE			1730	472	
335 GERMANY W	293	177	1178	678	
400 U STATES	115343	99233	648607	528044	
	115636	99410	655489	530963	
TABULATING PAPER AND STOCK	LB				4240
400 U STATES	548943	58253	2294312	241326	
	548943	58258	2294312	241326	
BAGS AND SACKS OF PAPER	LB				4241
100 U KINGDOM	1284	463	5937	1740	
335 GERMANY W	1096	548	1096	548	
347 JAPAN			388	70	
354 NETHRLNDS	1700	440	12375	3980	
381 ALASKA			482	191	
400 U STATES	447270	90522	2135033	445047	
	451350	91973	2155311	451576	
PAPER PROTECTORS FOR PLANTS					4242
100 U KINGDOM				381	
400 U STATES		2536		30126	
		2536		30507	
CONTAINERS PAPERS BOARD N O P	LB				4243
100 U KINGDOM	2687	2197	12620	7071	
306 BELGIUM			92	90	
327 FRANCE	1328	511	3507	1540	
335 GERMANY W	169	80	5253	2192	
347 JAPAN	202	81	202	81	
354 NETHRLNDS	812	162	982	291	
376 SWITZRLNO	377	117	527	173	
400 U STATES	1122299	326052	4043281	1175811	
	1127874	329200	4066464	1187249	
MILK BOTTLE CAPS OF PAPER					4244
PAPER TUBES AND CONES FOR YARN	LB				4245
100 U KINGDOM	1060	382	8557	3589	
335 GERMANY W	13776	15287	49031	45784	
400 U STATES	26842	11539	146606	74857	
	41678	27208	204194	124230	
PAPER PATTERNS BOOT AND SHOE					4246
400 U STATES		1290		10990	
		1290		10990	
POCKET SPUTUM CUPS AND REFILLS					4247
100 U KINGDOM				51	
400 U STATES		76		1070	
		76		1121	
TWINE OR YARN OF PAPER	LB				4248
375 SWEDEN			29743	4562	
400 U STATES	137972	33969	439875	102904	
	137972	33969	469618	107466	
WINDOW BLINDS OF PAPER					4251
MANUFACTURES OF PAPER N O P					4252
100 U KINGDOM		18073		72621	

IMPORTS INTO CANADA FOR CONSUMPTION

Articles and Countries from which Imported	MONTH OF MAY 1957		FIVE MONTHS ENDED MAY 1957		Class Number
	Quantities	Values (\$)	Quantities	Values (\$)	
215 INDIA		167		167	
231 HONG KONG		316		1248	
305 AUSTRIA		237		8110	
306 BELGIUM		680		760	
318 DENMARK				1510	
327 FRANCE		307		4726	
335 GERMANY W		6544		22775	
344 ITALY		434		998	
347 JAPAN		3780		12648	
354 NETHRLNDS		462		636	
375 SWEDEN		595		2327	
376 SWITZRLND				4504	
378 JORDAN				176	
400 U STATES		544762		2610667	
		576357		2743873	
PAPER CORES	LB				4253
400 U STATES		389959	1707283	142830	
		389959	1707283	142830	
PAPER CUPS DISHES TABLEWARE					4254
100 U KINGDOM				432	
347 JAPAN		179		179	
400 U STATES		41452		160071	
		41631		160682	
PAPER DOILIES AND LACE PAPER	LB				4255
100 U KINGDOM		5989	34016	19346	
335 GERMANY W			157	56	
400 U STATES		29682	199026	97189	
		35671	233199	116591	
PAPER NOVELTIES FLOWERS GAMES					4256
100 U KINGDOM		3516		17579	
231 HONG KONG				104	
305 AUSTRIA				88	
318 DENMARK		319		1267	
327 FRANCE				151	
335 GERMANY W		880		2557	
344 ITALY		109		109	
347 JAPAN		9555		79733	
352 MEXICO				4999	
354 NETHRLNDS		408		835	
390 GERMANY E		4251		18397	
400 U STATES		17168		89182	
		36206		215001	
PAPER PATTERNS N O P					4257
100 U KINGDOM				111	
327 FRANCE				207	
400 U STATES		41954		203227	
		41954		203545	
SHIPPING CONTAINERS	LB				4258
100 U KINGDOM			434	59	
400 U STATES		971478	4572921	427352	
		971478	4573355	497411	
TRAYS FOR PACKAGING APPLES	LB				4259
400 U STATES		127725	233166	28348	
		127725	233166	28348	
PAPER MATCHES					4260
100 U KINGDOM		519		583	
344 ITALY		1873		5540	
400 U STATES		13843		86039	
		16235		92162	
ARTISTS PROOF ETCHINGS					4261
100 U KINGDOM				278	
376 SWITZRLND				428	
383 HAWAII				300	
400 U STATES				733	
				1739	
ADMIRALTY CHARTS MANUSCRIPTS					4262
100 U KINGDOM		2204		3265	
224 JAMAICA				100	
227 BAHAMAS				200	
327 FRANCE		68		137	
400 U STATES		2952		21108	
		5224		24810	
BLUEPRINTS NOP AND HYDRO PLANS					4263
100 U KINGDOM		6238		23526	
234 AUSTRALIA				3891	
306 BELGIUM				1900	
318 DENMARK		500		692	
327 FRANCE				27668	
335 GERMANY W		50499		51813	
347 JAPAN		226		376	
354 NETHRLNDS				103	
376 SWITZRLND		138		138	
400 U STATES		212502		2124587	
		270103		2234694	
MUSIC FOR MECHANICAL PIANOS					4264
400 U STATES		348		1434	
		348		1434	
MUSIC PRINTED					4265
100 U KINGDOM		886		7308	
327 FRANCE		757		5133	
335 GERMANY W		100		100	
344 ITALY				116	
376 SWITZRLND				147	
400 U STATES		26611		112161	
		28354		124265	

IMPORTS INTO CANADA FOR CONSUMPTION

Articles and Countries from which Imported	MONTH OF MAY 1957		FIVE MONTHS ENDED MAY 1957		Class Number
	Quantities	Values (\$)	Quantities	Values (\$)	
NEWSPAPER OR COMIC SECTIONS 400 U STATES		104604		427095	4266
		104604		427095	
MAGAZINES NEWSPAPERS UNBOUND					4267
100 U KINGDOM		22482		85059	
231 HONG KONG		1040		4875	
306 BELGIUM		3043		20813	
327 FRANCE		81953		296094	
335 GERMANY W		103		2773	
344 ITALY		2975		26902	
347 JAPAN		532		2454	
354 NETHRLNDS		135		1813	
375 SWEDEN		905		905	
376 SWITZRLND				1286	
400 U STATES		2101453		10555362	
		2214621		10998336	
PHOTOGRAPHS NEWS ILLUSTRATION					4268
400 U STATES		1843		7710	
		1843		7710	
PHOTOGRAPHS CHROMOS N O P					4269
100 U KINGDOM		7435		38962	
231 HONG KONG		63		171	
305 AUSTRIA		145		145	
313 CHINA				577	
318 DENMARK		198		744	
327 FRANCE		1862		6717	
335 GERMANY W		742		3389	
344 ITALY		1168		1625	
347 JAPAN		3510		16385	
352 MEXICO		222		1156	
354 NETHRLNDS		522		2220	
365 POLAND				80	
375 SWEDEN				1424	
376 SWITZRLND				1622	
383 HAWAII				86	
390 GERMANY E		401		491	
400 U STATES		305957		1309642	
		322225		1385436	
PHOTOGRAPHS FOR REPRODUCTION					4271
100 U KINGDOM				76	
327 FRANCE				100	
400 U STATES		11998		75718	
		11998		75894	
TRANSFERS DECALCOMANIA					4272
100 U KINGDOM		720		3181	
375 SWEDEN				244	
400 U STATES		16336		108906	
		17056		112331	
PAPER FOR DUPLICATING MACHINES	LB				4290
400 U STATES		77248	29799	372495	173325
		77248	29799	372495	173325
ADVERTISING AND PRINTED MATTER	LB				4291
100 U KINGDOM		40212	38022	174404	168261
231 HONG KONG				952	741
234 AUSTRALIA	531	498	985	926	
305 AUSTRIA	30	96	30	96	
306 BELGIUM	578	559	578	559	
317 CZECHOS	486	180	486	180	
318 DENMARK	296	440	1315	1112	
327 FRANCE	2707	2149	11759	10776	
335 GERMANY W	4475	4807	57590	44409	
336 GREECE			100	100	
344 ITALY	2183	1254	7212	3927	
347 JAPAN	190	213	709	652	
352 MEXICO			421	402	
354 NETHRLNDS	459	777	16406	11629	
359 NORWAY			161	281	
375 SWEDEN	739	1170	8106	11369	
376 SWITZRLND	5352	1565	12476	9540	
380 USSR			316	144	
387 VENEZUELA			59	245	
390 GERMANY E			412	535	
400 U STATES		594615	633518	3062901	3179963
		652853	685248	3357378	3445847
PRINTED MATTER N O P					4292
100 U KINGDOM		26166		63187	
231 HONG KONG		57		116	
234 AUSTRALIA				182	
306 BELGIUM				248	
318 DENMARK				491	
327 FRANCE				1171	
335 GERMANY W		920		4047	
344 ITALY		150		636	
347 JAPAN		3114		13772	
354 NETHRLNDS				319	
375 SWEDEN				250	
376 SWITZRLND		120		559	
381 ALASKA		775		775	
400 U STATES		274361		1281848	
		305663		1367601	
CARDS FOR PLAYING	PACK				4293
100 U KINGDOM			4226	1708	
327 FRANCE			48	116	
335 GERMANY W			1564	277	
344 ITALY			2145	711	
347 JAPAN			100	57	

IMPORTS INTO CANADA FOR CONSUMPTION

Articles and Countries from which Imported	MONTH OF MAY 1957		FIVE MONTHS ENDED MAY 1957		Class Number
	Quantities	Values (\$)	Quantities	Values (\$)	
400 U STATES	1 6640	9 469	36421	22 657	
HAND MADE DRAWINGS OR DESIGNS	1 6640	9 469	44504	25 526	4 294
100 U KINGDOM				4 32	
335 GERMANY W		175		275	
344 ITALY				144	
400 U STATES		592		1 6235	
LABELS TAGS TICKETS		767		17 086	4 295
100 U KINGDOM		2280		33 569	
234 AUSTRALIA		52		52	
316 CUBA				574	
318 DENMARK				54	
327 FRANCE		1426		1 667	
335 GERMANY W		84		491	
347 JAPAN				311	
354 NETHRLNDS				77	
400 U STATES		1 34362		541 489	
PICTORIAL POST CARDS FOLDERS		1 38204		578 284	4 296
100 U KINGDOM	LB	2520	1958	5821	4 598
318 DENMARK		264	521	337	664
327 FRANCE		150	141	1085	2344
335 GERMANY W				749	1395
344 ITALY				465	673
347 JAPAN		250	149	250	149
360 ISRAEL				150	316
376 SWITZRLNO		125	369	672	1 099
400 U STATES		1 36207	1 64267	608892	599 395
BIBLES PRAYER BOOKS HYMN BOOKS		1 39516	1 67405	618421	610633
100 U KINGDOM			40472	174 067	4 301
306 BELGIUM			25093	149 178	
327 FRANCE			15050	89181	
335 GERMANY W			3063	18225	
344 ITALY			7694	34950	
347 JAPAN				1076	
352 MEXICO				451	
354 NETHRLNDS			169	1318	
360 ISRAEL			245	555	
372 SPAIN			223	488	
375 SWEDEN				130	
376 SWITZRLND				4697	
378 JORDAN			72	225	
389 IRELAND				132	
400 U STATES			285278	1 349 393	
BLANK BOOKS RULED OR PLAIN			377 359	1824066	4 302
100 U KINGDOM				141	1070
335 GERMANY W					497
347 JAPAN					876
400 U STATES				801	14413
BOOKS OVER 12 YEARS OLD				942	16856
100 U KINGDOM					218
400 U STATES					1968
TEXT BOOKS FOR SCHOOLS COLLEGE					2186
100 U KINGDOM					8845
231 HONG KONG					29896
305 AUSTRIA					497
306 BELGIUM					141
318 DENMARK					6268
327 FRANCE					409
335 GERMANY W					6440
344 ITALY					288
354 NETHRLNDS					26813
375 SWEDEN					3366
376 SWITZRLND					1092
400 U STATES					2804
BOOKS NOVELS FICTION					137
100 U KINGDOM					532
400 U STATES					488 325
BOOKS SCIENCE FOR LIBRARIES					504 347
100 U KINGDOM					1247
203 B E AFR					6003
215 INDIA					11352
231 HONG KONG					53411
234 AUSTRALIA					12599
236 NEW ZEAL					34145
306 BELGIUM					103361
313 CHINA					150
318 DENMARK					3165
327 FRANCE					74
335 GERMANY W					585
344 ITALY					481
347 JAPAN					1889
354 NETHRLNDS					782
375 SWEDEN					3761
376 SWITZRLND					359
380 USSR					902
389 IRELAND					6925
390 GERMANY E					407
400 U STATES					21954
BOOKS SCIENCE FOR LIBRARIES					4007
100 U KINGDOM					529
203 B E AFR					2279
215 INDIA					3593
231 HONG KONG					871
234 AUSTRALIA					3508
236 NEW ZEAL					139
306 BELGIUM					267
313 CHINA					208
318 DENMARK					486 509
327 FRANCE					532428
335 GERMANY W					2547779
344 ITALY					
347 JAPAN					
354 NETHRLNDS					
375 SWEDEN					
376 SWITZRLND					
380 USSR					
389 IRELAND					
390 GERMANY E					
400 U STATES					

IMPORTS INTO CANADA FOR CONSUMPTION

Articles and Countries from which Imported	MONTH OF MAY 1957		FIVE MONTHS ENDED MAY 1957		Class Number
	Quantities	Values (\$)	Quantities	Values (\$)	
BOOKS GOVERNMENT ASSOCIATION					4308
100 U KINGDOM		9763		33552	
217 CEYLON				500	
220 BERMUDA		130		130	
234 AUSTRALIA				466	
306 BELGIUM		53		306	
327 FRANCE		418		8171	
335 GERMANY W		804		1899	
344 ITALY				2523	
352 MEXICO				149	
354 NETHRLNDS				232	
376 SWITZRLND		300		607	
400 U STATES		30980		152154	
		42448		200689	
FREIGHT RATES FOR RAILWAYS					4309
100 U KINGDOM		700		2004	
234 AUSTRALIA		50		50	
327 FRANCE		185		722	
335 GERMANY W		91		496	
354 NETHRLNDS				115	
400 U STATES		3199		20518	
		4225		23905	
BOOKS PRINTED PERIODICALS NOP					4310
100 U KINGDOM		172515		643409	
234 AUSTRALIA				861	
305 AUSTRIA				1183	
318 DENMARK				371	
327 FRANCE				518	
335 GERMANY W		342		1050	
340 HUNGARY		92		92	
344 ITALY		178		751	
347 JAPAN		54		501	
354 NETHRLNDS		668		3884	
375 SWEDEN				74	
376 SWITZRLND				262	
381 ALASKA				133	
400 U STATES		846037		5105946	
		1019886		5759035	
BOOKS FOREIGN LANGUAGE					4311
100 U KINGDOM		1339		5682	
231 HONG KONG		84		653	
304 ARGENTINA				356	
306 BELGIUM		16663		92454	
318 DENMARK				50	
326 FINLAND		164		1360	
327 FRANCE		118390		578614	
335 GERMANY W		3272		17480	
340 HUNGARY		743		1767	
341 ICELAND				473	
344 ITALY		1827		10522	
347 JAPAN		104		176	
354 NETHRLNDS		7541		22435	
365 POLAND				72	
372 SPAIN				413	
375 SWEDEN				2562	
376 SWITZRLND		792		3294	
380 USSR				129	
391 LEBANON		442		442	
400 U STATES		8837		111624	
		160198		850628	

IMPORTS INTO CANADA FOR CONSUMPTION

Articles and Countries from which Imported	MONTH OF MAY 1957		FIVE MONTHS ENDED MAY 1957		Class Number
	Quantities	Values (\$)	Quantities	Values (\$)	
GROUP 5					
IRON AND ITS PRODUCTS					
IRON ORE		TON			5001
309 BRAZIL			19818	242475	
312 CHILE			11424	102816	
400 U STATES			567817	4303922	
	540108	4090369	599059	4649213	
	540108	4090369			
FERRO TUNGSTEN		CWT			5010
100 U KINGDOM	1216	72141	1312	89461	
400 U STATES	11	2452	17	4010	
	1227	74593	1329	93471	
PIG IRON FOR AGRIC IMPLEMENTS		TON			5011
400 U STATES			218	14557	
			218	14557	
PIG IRON N O P		TON			5012
100 U KINGDOM	112	7743	122	8315	
400 U STATES	226	13340	1869	130538	
	338	21083	1991	138853	
FERRO MANG UNDER		CWT			5013
1 PC SILICON	300	3832	4271	71122	
400 U STATES	300	3832	4271	71122	
SILICO MANG OVER		CWT			5014
1 PC SILICON			1103	20074	
327 FRANCE			9610	163904	
347 JAPAN			8667	195150	
400 U STATES	3003	52209	19380	379128	
	3003	52209			
FERRO SILICON		CWT			5015
375 SWEDEN			67	941	
400 U STATES	1286	26554	7349	142120	
	1286	26554	7416	143061	
ALLOYS N O P FOR MFR OF STEEL		CWT			5018
100 U KINGDOM	42	9656	1608	110294	
205 RHOD NYAS			2240	48855	
327 FRANCE	1391	38833	2007	54561	
335 GERMANY W			112	2413	
375 SWEDEN	41	1315	161	4087	
400 U STATES	2400	103424	75546	2225124	
	3874	153228	81674	2445334	
INGOTS COGGED BLOOMS SLABS N O P		TON			5020
100 U KINGDOM	3	1360	20	12755	
375 SWEDEN			3	2097	
400 U STATES	3407	422636	12598	1538321	
	3410	423996	12621	1553173	
INGOTS NOT LESS THAN 3 CTS LB		TON			5021
400 U STATES	225	103797	1746	595985	
	225	103797	1746	595985	
INGOTS FOR FORGINGS INGOTS N O P		TON			5022
400 U STATES	87	14128	305	46032	
	87	14128	305	46032	
SPONGE IRON		TON			5024
400 U STATES	32	5155	151	22835	
	32	5155	151	22835	
CAST SCRAP		TON			5031
381 ALASKA			47	1725	
400 U STATES	6642	253370	21723	787596	
	6642	253370	21770	789321	
WROUGHT SCRAP		TON			5032
100 U KINGDOM			2034	32372	
381 ALASKA			53	1974	
400 U STATES	71632	3045301	155117	6958493	
	71632	3045301	157204	6992839	
TIN PLATE SCRAP		TON			5033
400 U STATES	7	131	278	7471	
	7	131	278	7471	
AXLES FOR RAILWAY VEHICLES					5041
100 U KINGDOM		15104		50107	
400 U STATES		25484		127833	
		40588		177940	
AXLES FOR VEHICLES N O P					5042
100 U KINGDOM		121		1474	
400 U STATES		101964		428489	
		102085		429963	
AXLES N O P					5043
400 U STATES		40787		116822	
		40787		116822	
CASTINGS FOR AGRIC IMPLEMENTS					5044
100 U KINGDOM				9518	
400 U STATES		4275		42260	
		4275		51778	
INGOT MOULDS FOR STEEL					5045
100 U KINGDOM				30752	
400 U STATES		177574		1013641	
		177574		1044393	
MOULDS N O P					5046
100 U KINGDOM				318	
327 FRANCE		844		1104	
400 U STATES		50363		172060	
		51207		173482	
CASTINGS MALLEABLE N O P ROUGH					5047
100 U KINGDOM			221	3119	
400 U STATES	3227	61951	16134	396304	
	3227	61951	16355	399423	

IMPORTS INTO CANADA FOR CONSUMPTION

Articles and Countries from which Imported	MONTH OF MAY 1957		FIVE MONTHS ENDED MAY 1957		Class Number
	Quantities	Values (\$)	Quantities	Values (\$)	
CASTINGS NONMALLEABLE N O P RGH 100 U KINGDOM 400 U STATES	CWT 2435	55586	112 13679	3380 312596	5048
CASTINGS OF STEEL N O P ROUGH 100 U KINGDOM 359 NORWAY 376 SWITZRLMO 400 U STATES	CWT 177 6714	13103 147700	86 1326 311	6562 28933 19737	5049
FORGINGS N O P 100 U KINGDOM 335 GERMANY W 400 U STATES		160803	38506	98289 15044 1022056	5050
FORGINGS HOLLOW AND 20 TONS 100 U KINGDOM 306 BELGIUM 335 GERMANY W 344 ITALY 400 U STATES		300216		1135389	5051
PISTON RING CASTINGS ROUGH 100 U KINGDOM 400 U STATES		76346 9970 14174		369745 9970 14174	5052
CASTINGS FOR RAILWAY VEHICLES		44995 145485		243871 666151	5054
TIRES STEEL ROUGH RAILWAY 100 U KINGDOM 400 U STATES	CWT 3703 185	42203 1826	10707 906	126134 11148	5055
STEEL WHEELS FOR RAILWAYS 100 U KINGDOM 400 U STATES		3888 44029	11613	137282	5057
FORGED GOLF CLUB HEADS 400 U STATES		422744 26920 449664		1782334 101190 1883524	5058
SEMI FINISHED PISTON CASTINGS 400 U STATES		630 630		23553 23553	5059
BARS BILLETS HOT ROLLED N O P 400 U STATES	CWT		367	941	5071
BARS BILLETS COLD ROLLED N O P 100 U KINGDOM 305 AUSTRIA 306 BELGIUM 335 GERMANY W 375 SWEDEN 400 U STATES	CWT 7699 61	61706 1110	24413 61 5743 987 419	211644 1110 60925 17467 14553	5072
BARS BILLETS H R 4CTS AND OVER 100 U KINGDOM 305 AUSTRIA 306 BELGIUM 312 CHILE 327 FRANCE 335 GERMANY W 375 SWEDEN 400 U STATES	CWT 34544 109 20408	250742 3734 114212	104263 92256 473 65700 1390 17796 638 945	1163508 732813 8909 355372 7028 101688 5190 25675	5073
BARS BILLETS HAMMERED N O P 100 U KINGDOM 305 AUSTRIA 335 GERMANY W 400 U STATES	CWT 195 2 34	4000 133 1053	7 195 2 367	175 4000 133 12601	5074
BARS SHEETS STRIP FOR SHOVELS 400 U STATES	CWT 231	5186	571	16909	5076
BARS RODS FOR AGRIC IMPLEMENTS 335 GERMANY W 400 U STATES	CWT 11183	83073	15 63772	81 501233	5077
RAILWAY RAILS N O P 100 U KINGDOM 306 BELGIUM 335 GERMANY W 354 NETHRLNDS 400 U STATES	TON 27 48D	2643 49899	5459 360 879 174	617531 36375 89170 18140	5078
STEEL GROOVED TRAMWAY RAILS	TON 261 768	29329 81871	2550 9422	289346 1050562	5079
BARS HOT R ROUNDS AND SQUARES 100 U KINGDOM 375 SWEDEN 400 U STATES	CWT 749 5	8344 175	2685 45	29226 2428	5081
RODS FOR MANUFACTURE OF CHAIN 400 U STATES	CWT 4980	37419	32674 35404	246461 278115	5102
RODS NOT OVER 375 IN FOR WIRE 100 U KINGDOM 306 BELGIUM	CWT 5486	29297	856 856 8181 9891	5566 5566 41503 50834	5103

IMPORTS INTO CANADA FOR CONSUMPTION

Articles and Countries from which Imported	MONTH OF MAY 1957		FIVE MONTHS ENDED MAY 1957		Class Number
	Quantities	Values (\$)	Quantities	Values (\$)	
312 CHILE			4962	26825	
335 GERMANY W		10398	9100	51935	
400 U STATES	2171	25830	21912	148608	
	11608	65525	54046	319705	
WELDING RODS OF ALL KINDS	CWT				5104
100 U KINGDOM	424	16081	617	26081	
305 AUSTRIA			22	744	
306 BELGIUM			10	215	
335 GERMANY W	7	653	96	8645	
375 SWEDEN	11	189	11	189	
400 U STATES	11851	310526	64184	1757339	
	12293	327449	64940	1793213	
BLANKS FOR MILLING CUTTERS	CWT				5111
400 U STATES	6	882	51	6130	
STRIP HOT R 080 INCH OR LESS	CWT				5112
400 U STATES	6	882	51	6130	
STRIP HOT R OVER 080 INCH	CWT		186	693	5113
400 U STATES	384	1107	186	693	
STRIP COLD R 080 INCH OR LESS	CWT		566	1810	5114
100 U KINGDOM	764	6768	2247	19405	
375 SWEDEN	892	33363	2434	92171	
400 U STATES	4140	71793	22610	407089	
	5796	111924	27291	518665	
STRIP COLD R OVER 080 INCH	CWT				5115
400 U STATES	970	12207	7599	112698	
STRIP HOT R FOR COLD ROLLING	CWT				5116
STRIP FOR MANUFACTURE OF MATS	CWT				5117
400 U STATES	414	3360	414	3360	
STRIP COLD ROLLED FOR DOORS	CWT				5118
HOOP STEEL FOR COOPERAGE	CWT				5120
100 U KINGDOM			249	1796	
400 U STATES	570	4737	5442	41514	
	570	4737	5691	43310	
PLATES 66 INCHES WIDE OR LESS	CWT				5121
327 FRANCE	518	4270	518	4270	
400 U STATES	5025	23568	31394	154568	
	5543	27838	31912	158838	
PLATES OVER 66 INS LESS 78 INS	CWT				5122
400 U STATES	2802	13555	10930	53374	
PLATES FLANGED CURVED N O P	CWT				5123
100 U KINGDOM			11821	70852	
400 U STATES	6359	92949	34455	568247	
	6359	92949	46276	639099	
PLATES FOR BOILERS DIGESTERS	CWT				5124
100 U KINGDOM	9609	73680	297	6718	
400 U STATES	9609	73680	40689	324798	
			40986	331516	
PLATES STEEL CHEQUER SURFACE	CWT				5125
100 U KINGDOM	365	2731	5809	39867	
400 U STATES	39741	247817	135454	846220	
	40106	250548	141263	886087	
SHEETS OVER 080 INCH THICK N O P	CWT				5126
400 U STATES	7253	44685	34996	229164	
SHEETS 080 INCH DR LESS N O P	CWT				5127
100 U KINGDOM	1406	10033	16680	113896	
400 U STATES	51169	335845	304478	2106860	
	52575	345878	321158	2220756	
SHEET OR STRIP FOR TIN PLATE	CWT				5128
SHEETS FOR MFR OF HOLLOW WARE	CWT				5129
100 U KINGDOM	3107	23407	8737	59206	
400 U STATES	12072	85386	52247	376586	
	15179	108793	60984	435792	
SHEETS BLUE FOR HEATING APP	CWT				5130
SHEETS 075SILICON FOR ELEC APP	CWT				5131
100 U KINGDOM	1514	33598	3789	78628	
400 U STATES	39644	693177	247021	4341394	
	41158	726775	250810	4420022	
SHEETS 5C PER POUND OR OVER	CWT				5132
100 U KINGDOM	103564	711925	364691	2509298	
234 AUSTRALIA			81420	532099	
306 BELGIUM	14017	99405	53074	403000	
312 CHILE	29130	192121	100195	671607	
327 FRANCE	6022	38246	8162	51211	
335 GERMANY W	43321	313618	87742	650217	
347 JAPAN	13133	103390	65685	502858	
365 POLAND			1707	10781	
375 SWEDEN	440	5210	440	5210	
387 VENEZUELA			105	744	
400 U STATES	487114	3184801	2294906	16192093	
	696741	4648716	3058127	21529118	
SHEETS RUST PROOF OVER 5 CTS	CWT				5133
100 U KINGDOM	5444	282449	25738	1200041	
335 GERMANY W	5531	39647	7202	50725	
375 SWEDEN	975	48997	1678	81871	
387 VENEZUELA			4	263	

IMPORTS INTO CANADA FOR CONSUMPTION

Articles and Countries from which Imported	MONTH OF MAY 1957		FIVE MONTHS ENDED MAY 1957		Class Number
	Quantities	Values (\$)	Quantities	Values (\$)	
400 U STATES	29280	612958	88622	3244829	
SHEETS CORRUGATED AND PEBBLED	41230	984051	123244	4577729	
100 U KINGDOM	CWT				5134
335 GERMANY W	1411	18245	1827	22608	
387 VENEZUELA	1957	20488	24537	220067	
400 U STATES	3368	38733	26364	242675	
SHEETS COATED WITH PAINT TAR	CWT				5135
100 U KINGDOM	312	3488	1396	15959	
335 GERMANY W			96	1205	
387 VENEZUELA			1599	16263	
400 U STATES	19883	202299	135452	1390305	
SHEETS COATED WITH ENAMEL	20195	205787	138543	1423732	
400 U STATES	CWT				5136
SHEETS COATED WITH TIN	12	428	162	5893	
100 U KINGDOM	12	428	162	5893	
400 U STATES	CWT				5137
SHEETS COATED WITH METAL N O P	274	3664	75985	697192	
335 GERMANY W	2836	27739	17161	163603	
400 U STATES	3110	31403	93146	860795	
SHEETS COATED WITH ZINC N O P	CWT				5139
100 U KINGDOM	268	5551	1155	22900	
306 BELGIUM	1290	36676	11769	289101	
335 GERMANY W	1558	42227	12924	312001	
347 JAPAN	678	5372	2984	24543	
387 VENEZUELA	59	768	127	1426	
400 U STATES			59	768	
SHEETS FOR COATING WITH METALS			4	611	
SHEETS SHAPED FOR AGRIC IMPL	9808	114573	110	2089	
400 U STATES	10545	120713	49130	536639	
SHEETS FOR MFR BUCKLE CLASPS	CWT				5141
100 U KINGDOM	589	14731	6154	110684	
400 U STATES	589	14731	6154	110684	
SHEETS FOR MFR BUCKLE CLASPS	CWT				5143
100 U KINGDOM	6	341	226	6064	
400 U STATES	970	14177	4465	71426	
SHEETS COLD ROLLED FOR HINGES	976	14518	4691	77490	
400 U STATES	CWT				5144
SHEETS FOR MFR OF SADDLERY	903	8653	2261	28454	
SHEETS TEMPERED FOR SAWS	903	8653	2261	28454	
100 U KINGDOM	CWT				5145
318 DENMARK	40	1022	455	11284	
375 SWEDEN	15	787	15	787	
400 U STATES	10	591	522	29717	
SHEETS NOT TEMPERED FOR SAWS	99	6118	700	38793	
100 U KINGDOM	164	8518	1692	80581	
335 GERMANY W	CWT				5147
375 SWEDEN	75	3806	438	9892	
400 U STATES	993	45638	49	7756	
SHEETS COLD ROLLED FOR PIPE	1068	49444	1174	30229	
400 U STATES	CWT				5148
SKELP 14 INS OR LESS FOR PIPE	4881	31180	32775	200489	
335 GERMANY W	4881	31180	32775	200489	
400 U STATES	CWT				5149
SKELP OVER 14 INS FOR PIPE	13209	65758	38170	190144	
400 U STATES	185120	1002391	953530	4907548	
HOT R STRIP FOR MOTOR VEHICLES	198329	1068149	991700	5097692	
400 U STATES	CWT				5150
WROUGHT OR PUDDLED IRON BILLET	291640	1729388	1712203	9990478	
HOOP STRIP BESSEMER FOR HINGES	291640	1729388	1712203	9990478	
400 U STATES	CWT				5151
PLATES 78 INCHES AND OVER	839	6585	2559	19844	
400 U STATES	839	6585	2559	19844	
SHEETS COATED LEAD AND TIN	CWT				5152
400 U STATES			1574	5828	
ANGLES BEAMS 35 LBS OR OVER			1574	5828	
100 U KINGDOM	CWT				5154
306 BELGIUM	2130	10680	8155	39526	
327 FRANCE	2130	10680	8155	39526	
335 GERMANY W	CWT				5157
359 NORWAY	11044	92006	50813	429038	
400 U STATES	11044	92006	50813	429038	
ANGLES BEAMS 35 LBS OR OVER	CWT				5161
100 U KINGDOM	92530	485022	181344	1028604	
306 BELGIUM	134986	905235	415402	2739825	
327 FRANCE	90961	569657	186177	1194367	
335 GERMANY W	24725	165501	87739	585202	
359 NORWAY	6568	47430	6568	47430	
400 U STATES	527374	3043771	2584510	15828177	
ANGLES BEAMS N O P	877144	5216616	3461740	21423605	
100 U KINGDOM	CWT				5162
306 BELGIUM	10085	64658	52747	314989	
312 CHILE	221998	1264668	665092	3706477	
327 FRANCE			3267	17345	
335 GERMANY W	63602	348669	234267	1258247	
359 NORWAY	11374	59325	19521	100460	
	3578	21396	33530	198731	

IMPORTS INTO CANADA FOR CONSUMPTION

Articles and Countries from which imported	MONTH OF MAY 1957		FIVE MONTHS ENDED MAY 1957		Class Number
	Quantities	Values (\$)	Quantities	Values (\$)	
375 SWEDEN	10	640	30	1843	
400 U STATES	140546	925664	832315	5423547	
ANGLES DRILLED	451193	2685020	1840769	11021639	5163
100 U KINGDOM	72689	793400	77530	827445	
306 BELGIUM	306	2212	1520	10222	
335 GERMANY W			472	5878	
344 ITALY	2605	26857	11974	118677	
400 U STATES	10791	79471	33791	328329	
BEAMS UNDER 5 1 HALF LB PER YD	86391	901940	125287	1290551	5164
306 BELGIUM	1051	6903	1051	6903	
400 U STATES	6448	40151	60025	378793	
MASTS ANGLES PLATES FOR SHIPS	7499	47054	61076	385696	5165
100 U KINGDOM	1530	11832	31269	220875	
306 BELGIUM	6573	55000	16797	155811	
312 CHILE	2293	14758	5779	38801	
335 GERMANY W	11559	108876	14625	127750	
347 JAPAN			69009	560783	
400 U STATES	51786	325735	316848	1976606	
BASH OR CASEMENT SECTIONS	73741	516201	454327	3080626	5166
100 U KINGDOM	1595	10211	6285	39735	
306 BELGIUM	320	2328	430	3119	
400 U STATES	3133	40852	20891	205156	
SHAPES 35 LBS PER YARD OR OVER	5048	53391	27606	248010	5167
100 U KINGDOM	2582	15280	13278	84123	
306 BELGIUM	19623	117465	58974	361576	
327 FRANCE	6395	40299	15492	99470	
335 GERMANY W	860	4957	1205	7111	
359 NORWAY	13804	84581	32686	207191	
400 U STATES	18357	113074	89907	589953	
PIPE CAST 5 CTS PER LB OR LESS	61621	375656	211542	1349424	5181
100 U KINGDOM	73968	283596	206490	799412	
335 GERMANY W			141	659	
400 U STATES			37	82	
PIPE CAST N O P	73968	283596	206668	800153	5182
100 U KINGDOM	5302	32771	17373	107448	
335 GERMANY W			432	3011	
400 U STATES	1333	50578	8202	230063	
PIPE TUBES FOR BOILERS	6635	83349	26007	340522	5183
100 U KINGDOM	6522	77630	32708	386315	
335 GERMANY W	2175	19784	2175	19784	
375 SWEDEN			434	32485	
376 SWITZRLND	3962	36437	3962	36437	
400 U STATES	13334	310425	78614	1717607	
PIPE WROUGHT 2 ONE HALF INCHES	25993	444276	117893	2192628	5185
100 U KINGDOM	613	4136	613	4136	
335 GERMANY W	1	126	85	2685	
400 U STATES	6	75	1733	23957	
PIPE SEAMLESS 5 CTS PER LB NOP	620	4337	2431	30778	5186
100 U KINGDOM	2018	58010	19637	479833	
335 GERMANY W	121	2025	121	2025	
375 SWEDEN	1691	29728	4736	114074	
400 U STATES	19942	487629	106596	2535088	
PIPE WROUGHT OVER 10 1 HALF IN	23772	577392	131090	3131020	5187
100 U KINGDOM	178950	1166168	792513	5011501	
335 GERMANY W	15	510	941	18487	
344 ITALY			147	3797	
400 U STATES	393111	3534950	2924320	24693654	
PIPE WROUGHT LESS 10 1 HALF IN	572076	4701628	3717921	29727439	5188
100 U KINGDOM	11293	94063	113224	984280	
306 BELGIUM	2691	22364	3179	26476	
327 FRANCE	260	1580	1211	7507	
335 GERMANY W	623	5103	9072	138857	
375 SWEDEN			2	189	
400 U STATES	49228	627944	242138	3012409	
TUBES WROUGHT COATED HALF INCH	64095	751054	368826	4169718	5190
100 U KINGDOM			33	2162	
400 U STATES	513	22776	3285	157334	
PIPE WROUGHT N O P	513	22776	3318	159496	5191
100 U KINGDOM	7	3131	90	8512	
305 AUSTRIA	244	3391	1305	15750	
306 BELGIUM			2566	22990	
335 GERMANY W			1210	10977	
376 SWITZRLND	5	213	10	596	
400 U STATES	61577	395145	212159	1476315	
PIPE FITTINGS COUPLINGS N O P	61833	401880	217340	1535140	5192
100 U KINGDOM		27555		171624	
305 AUSTRIA		214		214	
335 GERMANY W		9102		22016	
347 JAPAN		11126		59561	
400 U STATES		665193		3258540	
		713190		3511955	

IMPORTS INTO CANADA FOR CONSUMPTION

Articles and Countries from which Imported	MONTH OF MAY 1957		FIVE MONTHS ENDED MAY 1957		Class Number
	Quantities	Values (\$)	Quantities	Values (\$)	
PIPE SEAMLESS COLD DR POLISHED 100 U KINGDOM 400 U STATES	CWT 11 4 15	311 632 943	489 116 605	17447 15288 32735	5193
TUBING STEEL FOR FISHING RODS	CWT				5194
CASING GAS WATER OR OIL WELL 100 U KINGDOM 234 AUSTRALIA 306 BELGIUM 317 CZECHO S 327 FRANCE 335 GERMANY W 344 ITALY 347 JAPAN 400 U STATES	CWT 76625 6797 911 24185 48421 11551 90826 204634 463950	690137 76683 10197 230805 520218 126076 995077 2148827 4798020	215990 9362 35671 31783 65523 77776 373524 1073708 2017370	2016755 72922 373657 367358 709446 1428467 736216 3871971 11185976 20762768	5195
PIPE FITTINGS WELDING TYPE 100 U KINGDOM 335 GERMANY W 347 JAPAN 400 U STATES		79687 23963 7654 439336 550640		201458 76474 10859 1578134 1866925	5196
PIPE FOR WELDING TYPE FITTINGS 400 U STATES	CWT 4817 4817	136709 136709	19045 19045	456663 456663	5197
WIRE BARBED FENCING 100 U KINGDOM 306 BELGIUM 327 FRANCE 335 GERMANY W 400 U STATES	CWT 7114 2688 460 54 10316	56276 17655 3832 294 78057	35404 6106 1540 17603 60769	281454 40763 9384 116188 448419	5201
WIRE FLAT QUARTER INCH OR LESS 100 U KINGDOM 306 BELGIUM 335 GERMANY W 400 U STATES	CWT 45 265 322 632	1325 1806 7539 10670	757 101 265 3530	9785 1396 1806 54291	5203
WIRE ZINC COATED 100 U KINGDOM 306 BELGIUM 327 FRANCE 335 GERMANY W 400 U STATES	CWT 3535 623 934 997 6089	34090 5196 7468 28764 75518	15429 2535 210 980 29495	136694 18360 1177 7763 360884	5204
WIRE COATED NOP OR COVERED 100 U KINGDOM 335 GERMANY W 347 JAPAN 400 U STATES	CWT 158 108 909 1175	3302 1049 33658 38009	924 191 11 4998	26223 2664 227 183367	5205
WIRE ROPE FOR RIGGING SHIPS 347 JAPAN	CWT		97 97	2483 2483	5206
WIRE ROPE CABLE NOP IRON STEEL 100 U KINGDOM 306 BELGIUM 318 DENMARK 335 GERMANY W 347 JAPAN 354 NETHRLNDS 359 NORWAY 375 SWEDEN 400 U STATES	CWT 3241 100 1121 621 190 55 1216 6544	70243 1716 18945 11555 3298 1351 44862 151970	13824 1804 70 5158 360 3107 198 263 5107 29891	309056 22304 3156 75560 3703 55801 3493 5988 224564 703625	5207
WIRE STEEL FOR UPHOL SPRINGS 400 U STATES	CWT 397 397	4329 4329	5035 5035	49940 49940	5208
WIRE STEEL FOR CORSET STEELS 100 U KINGDOM 400 U STATES	CWT 25 165 190	884 7516 8400	325 432 757	12679 23592 36271	5209
WIRE STEEL FOR MFR WIRE ROPE 100 U KINGDOM 335 GERMANY W 347 JAPAN 354 NETHRLNDS 400 U STATES	CWT 27463 2466 503 3942 34374	306780 26146 7219 61083 401228	145409 5614 503 400 23664 175590	1648546 58646 7219 3569 354036 2072016	5210
WIRE ROPE STEEL COMM L FISHING 100 U KINGDOM 306 BELGIUM 318 DENMARK 347 JAPAN 400 U STATES		19202 1642 907 1570 23321		113581 1677 2712 3758 5854 127582	5211
WIRE STEEL FOR CARD CLOTHING 100 U KINGDOM	CWT		29 29	1047 1047	5212
WIRE ROPE CABLE STEEL USED 100 U KINGDOM 400 U STATES	CWT 3459 3459	13022 13022	1281 10374 11655	2618 39693 42311	5213
WIRE OF IRON OR STEEL N O P 100 U KINGDOM	CWT 5898	47391	16785	142857	5214

IMPORTS INTO CANADA FOR CONSUMPTION

Articles and Countries from which Imported	MONTH OF MAY 1957		FIVE MONTHS ENDED MAY 1957		Class Number
	Quantities	Values (\$)	Quantities	Values (\$)	
306 BELGIUM	1980	17156	4718	37160	
312 CHILE			1200	10354	
318 DENMARK	8	210	11	284	
327 FRANCE			6715	35227	
335 GERMANY W	1274	9788	4769	32607	
344 ITALY			401	5103	
354 NETHRLNDS	100	6110	100	6110	
375 SWEDEN	63	1544	136	4970	
400 U STATES	4784	103258	40676	760229	
	14107	185457	75511	1034901	
WIRE FENCING NOT LESS 080 INCH					5215
100 U KINGDOM		6114		49444	
335 GERMANY W		18522		37267	
400 U STATES		2966		17415	
		27602		104126	
WIRE FENCING WOVEN N O P					5216
100 U KINGDOM				6730	
305 AUSTRIA		4467		25333	
306 BELGIUM				171	
335 GERMANY W		3602		7901	
400 U STATES		3072		19739	
		11141		59874	
WIRE NETTING FOR FUR FARMS					5217
100 U KINGDOM		190		517	
306 BELGIUM		1227		9852	
400 U STATES		798		24710	
		2215		35079	
WIRE SCREENS DOORS WINDOWS					5218
100 U KINGDOM		8150		51820	
335 GERMANY W				291	
400 U STATES		10729		33852	
		18879		85963	
WIRE MESH IN ACETATE FILM					5219
100 U KINGDOM				10212	
400 U STATES		161		4928	
		161		15140	
WIRE CLOTH OR SCREEN OF IRON					5220
100 U KINGDOM		376		3091	
327 FRANCE		1209		1796	
335 GERMANY W		5146		21952	
347 JAPAN		17642		182284	
354 NETHRLNDS		1903		3289	
400 U STATES		25368		162476	
		51644		374888	
WIRE NETTING OF IRON OR STEEL					5221
100 U KINGDOM		5727		54146	
305 AUSTRIA		670		670	
306 BELGIUM		6765		17457	
335 GERMANY W		2500		21610	
400 U STATES		8329		27140	
		23991		121023	
WIRE RUSTPROOF FOR FISHING					5222
100 U KINGDOM				1020	
347 JAPAN		169		169	
400 U STATES		2325		13034	
		2494		14223	
WIRE ROPE FOR WELL DRILLING					5223
100 U KINGDOM		13868		13868	
335 GERMANY W				10194	
400 U STATES		2373		37194	
		16241		61256	
WELDED WIRE FABRIC REINFORCING	CWT				5224
100 U KINGDOM	688	5607	1990	22054	
306 BELGIUM	2119	13667	4871	31589	
400 U STATES	2126	24208	8596	114301	
	4933	43482	15457	167944	
CABLE CHAIN FOR SHIPS	CWT				5231
100 U KINGDOM	2925	39284	4513	61450	
400 U STATES	84	1758	1930	21815	
	3009	41042	6443	83265	
COIL CHAIN 9 EIGHTHS AND OVER	CWT				5232
100 U KINGDOM	2310	17047	5572	43783	
400 U STATES	250	6494	1623	43580	
	2560	23541	7195	87363	
COIL CHAIN UNDER 9 EIGHTHS IN	CWT				5233
100 U KINGDOM	227	5751	2667	37972	
306 BELGIUM			402	4480	
335 GERMANY W	622	7755	1418	18101	
347 JAPAN			10	135	
354 NETHRLNDS	3	93	19	406	
400 U STATES	173	7403	2740	76807	
	1025	21002	7256	137901	
SPROCKET CHAIN FOR AGRIC IMPL					5234
100 U KINGDOM				1689	
335 GERMANY W		63563		225467	
400 U STATES		70419		453074	
		133982		680230	
SILENT CHAIN ROLLER CHAIN					5235
100 U KINGDOM		53464		195039	
317 CZECHO S				749	
335 GERMANY W		15819		67514	
347 JAPAN		5411		30467	
400 U STATES		148480		723423	
		223174		1017192	
CHAINS N O P					5236
100 U KINGDOM		10041		36461	

IMPORTS INTO CANADA FOR CONSUMPTION

Articles and Countries from which imported	MONTH OF MAY 1957		FIVE MONTHS ENDED MAY 1957		Class Number
	Quantities	Values (\$)	Quantities	Values (\$)	
327 FRANCE		192		192	
335 GERMANY W		1174		7128	
344 ITALY				227	
347 JAPAN		101		101	
381 ALASKA				290	
400 U STATES		75566		479797	
		87074		524196	
DIESEL ENGINE PARTS N O P					5240
100 U KINGDOM		83231		618654	
234 AUSTRALIA				67	
305 AUSTRIA		644		644	
318 DENMARK		256		11033	
327 FRANCE				6781	
334 ST PIERRE		200		200	
335 GERMANY W		7189		20640	
344 ITALY		431		3407	
354 NETHRLNDS		1260		13802	
359 NORWAY				607	
375 SWEDEN		2877		17459	
376 SWITZRLND		4495		10748	
400 U STATES		1188000		6648828	
		1288583		7352870	
AUTOMOBILE ENGINES AND PARTS	NO				5242
100 U KINGDOM	31	26409	45	201218	
335 GERMANY W		47136	130	159976	
400 U STATES	1347	1188063	4968	5479971	
	1378	1261608	5143	5841165	
ENGINES GAS MARINE AND PARTS	NO				5244
100 U KINGDOM	10	5236	24	40086	
335 GERMANY W		464		773	
354 NETHRLNDS				59	
359 NORWAY				827	
400 U STATES	122	122635	519	531029	
	132	128335	543	572774	
ENGINES MOTOR TRUCK AND PARTS	NO				5245
100 U KINGDOM	30	71893	203	437276	
335 GERMANY W			190	39543	
400 U STATES	1321	1293615	5782	5220405	
	1351	1365508	6175	5697224	
ENGINES FISHING BOAT AND PARTS	NO				5246
100 U KINGDOM	10	2813	10	2813	
400 U STATES	47	21035	98	59942	
	57	23848	108	62755	
PARTS OF AIRCRAFT ENGINES					5248
100 U KINGDOM		541446		2394245	
381 ALASKA				192	
400 U STATES		1360979		7727875	
		1902425		10122312	
ENGINES UP TO 1 AND 1 HALF H P	NO				5251
100 U KINGDOM			6	135	
400 U STATES	87	3500	2769	72978	
	87	3500	2775	73113	
ENGINES GAS N O P AND PARTS	NO				5252
100 U KINGDOM	19	33878	35	51562	
305 AUSTRIA			1	480	
327 FRANCE			1	134	
335 GERMANY W				50	
400 U STATES	9031	1055221	69715	7751838	
	9050	1089099	69752	7804064	
ENGINES STEAM N O P AND PARTS	NO				5253
100 U KINGDOM		62		15967	
354 NETHRLNDS		610		610	
400 U STATES	20	141115	110	495423	
	20	141787	110	512000	
FIRE ENGINES MACHINES AND PTS	NO				5254
100 U KINGDOM	9	5806	11	45209	
335 GERMANY W			3	2006	
400 U STATES	26	40821	171	290400	
	35	46627	185	337615	
LOCOMOTIVES RAILWAY N O P	NO				5255
400 U STATES	2	16677	9	71444	
	2	16677	9	71444	
LOCOMOTIVE CHASSIS TOPS WHEELS					5256
100 U KINGDOM				33326	
400 U STATES		452487		2055190	
		452487		2088516	
LOCOMOTIVES SAWMILL MINING	NO				5257
100 U KINGDOM	1	15226	22	240204	
335 GERMANY W				56	
400 U STATES	16	198403	80	1609846	
	17	213629	102	1850106	
ENGINES AIRCRAFT UP TO 200 HP	NO				5258
400 U STATES	49	43555	147	139695	
	49	43555	147	139695	
ENGINES AIRCRAFT 201 TO 500 HP	NO				5259
100 U KINGDOM	1	5333	2	10689	
381 ALASKA	1	2688	1	2688	
400 U STATES	30	85661	121	344334	
	32	93682	124	357711	
ENGINES AIRCRAFT 501 TO 1000HP	NO				5260
400 U STATES	4	22031	60	273315	
	4	22031	60	273315	
ENGINES AIRCRAFT OVER 1000 HP	NO				5261
100 U KINGDOM	4	156512	45	1319757	
318 DENMARK			1	18730	
400 U STATES	27	340249	185	5810663	
	31	496761	231	7149150	

IMPORTS INTO CANADA FOR CONSUMPTION

Articles and Countries from which Imported	MONTH OF MAY 1957		FIVE MONTHS ENDED MAY 1957		Class Number
	Quantities	Values (\$)	Quantities	Values (\$)	
ENGINES MARINE DIESEL	NO				5265
100 U KINGDOM	37	30536	147	194912	
318 DENMARK	1	226	4	89646	
335 GERMANY W	5	19136	6	19922	
375 SWEDEN			7	12035	
400 U STATES	35	377398	293	1655916	
	78	427296	457	1972431	
ENGINES MOTOR VEHICLE DIESEL	NO				5266
100 U KINGDOM	23	22982	33	31049	
335 GERMANY W	2	2365	6	4892	
400 U STATES	44	102729	194	414983	
	69	128076	233	450924	
ENGINES LOCOMOTIVE DIESEL	NO				5267
400 U STATES	31	815680	156	4354925	
	31	815680	156	4354925	
ENGINES DIESEL SEMI DIESEL NOP	NO				5268
100 U KINGDOM	102	87622	947	822602	
327 FRANCE			1	2299	
335 GERMANY W			12	34666	
400 U STATES	259	1542659	1022	5574015	
	361	1630281	1982	6433582	
POWER BOILERS					5274
100 U KINGDOM		22119		22119	
400 U STATES		119259		740125	
		141378		762244	
POWER BOILER PARTS					5275
100 U KINGDOM		1490		14148	
400 U STATES		139485		685361	
		140975		699509	
OUTBOARD MOTORS	NO				5280
100 U KINGDOM	27	2148	100	7753	
335 GERMANY W	1	91	1	91	
400 U STATES	1653	333593	6900	1332853	
	1681	335832	7001	1340697	
OUTBOARD MOTOR PARTS					5283
400 U STATES		444914		2024498	
		444914		2024498	
CREAM SEPARATOR PARTS					5290
318 DENMARK				866	
326 FINLAND		4197		8575	
335 GERMANY W				1476	
375 SWEDEN		6516		13719	
400 U STATES		10666		36131	
		21379		60767	
CREAM SEPARATORS	NO				5292
318 DENMARK			6	8902	
326 FINLAND		11800	10	15438	
335 GERMANY W	99	6230	521	50137	
375 SWEDEN	844	82222	3410	267701	
400 U STATES	123	41394	1320	363338	
	1074	141646	5267	705516	
MILK CLARIFIERS AND PARTS					5293
375 SWEDEN				3732	
400 U STATES		4831		24089	
		4831		27821	
MILKING MACHINES AND PARTS					5294
100 U KINGDOM				2088	
375 SWEDEN				766	
400 U STATES		281507		864730	
		281507		867584	
PASTEURIZERS DAIRY AND PARTS	NO				5295
100 U KINGDOM		11392	8	49087	
335 GERMANY W				120	
375 SWEDEN				30121	
400 U STATES	61	47918	195	163664	
	61	59310	203	242992	
POWER DAIRY MACHINERY					5296
100 U KINGDOM		4417		40707	
318 DENMARK				1750	
327 FRANCE		9186		32456	
335 GERMANY W		6674		14133	
375 SWEDEN		358		35061	
376 SWITZRLND		50		8485	
400 U STATES		434294		1152327	
		454979		1284919	
FORKS PRONGED	DOZ				5301
100 U KINGDOM			70	892	
335 GERMANY W	733	4468	1380	10414	
347 JAPAN			344	4228	
375 SWEDEN	50	758	50	758	
400 U STATES	412	10562	1233	27260	
	1195	15788	3077	43552	
HARVESTERS AND PARTS	NO				5302
100 U KINGDOM				1531	
400 U STATES	210	342468	831	1719709	
	210	342468	831	1721240	
HAY LOADERS AND PARTS	NO				5303
400 U STATES	96	16054	245	55737	
	96	16054	245	55737	
HAY TEDDERS AND PARTS	NO				5304
400 U STATES				208	
				208	
MOWING MACHINES AND PARTS	NO				5305
100 U KINGDOM	10	2498	11	5432	
335 GERMANY W			4	810	
400 U STATES	1511	403844	5677	1514357	
	1521	406342	5692	1520599	

IMPORTS INTO CANADA FOR CONSUMPTION

Articles and Countries from which Imported	MONTH OF MAY 1957		FIVE MONTHS ENDED MAY 1957		Class Number
	Quantities	Values (\$)	Quantities	Values (\$)	
POTATO DIGGERS PLANTERS PARTS	NO				5306
100 U KINGDOM			3	812	
400 U STATES	228	102435	589	320531	
	228	102435	592	321343	
RAKES HORSE OR POWER AND PARTS	NO				5307
100 U KINGDOM				1077	
400 U STATES	2130	525522	7505	2030779	
	2130	525522	7505	2031856	
RAKES N O P	DOZ				5308
100 U KINGDOM	4	59	154	685	
335 GERMANY W	350	1090	1156	5076	
347 JAPAN	83	154	6049	11897	
400 U STATES	3643	25670	11332	88108	
	4080	26973	18691	105766	
SCYTHES	DOZ				5310
100 U KINGDOM	25	367	334	4705	
305 AUSTRIA	282	5082	808	14500	
375 SWEDEN			17	242	
400 U STATES	333	4061	1309	16917	
	640	9510	2468	36364	
SICKLES OR REAPING HOOKS	DOZ				5311
100 U KINGDOM	15	100	97	489	
400 U STATES	390	2722	842	6234	
	405	2822	939	6723	
CULTIVATORS SCUFFLERS AND PTS					5321
100 U KINGDOM		3013		6175	
335 GERMANY W		530		627	
347 JAPAN				1884	
375 SWEDEN				925	
400 U STATES		572700		2342765	
		576243		2352376	
DRILLS SEED SEEDERS AND PARTS					5322
100 U KINGDOM		324		2275	
400 U STATES		132782		1089897	
		133106		1092172	
HARROWS DISC AND PARTS					5323
100 U KINGDOM				348	
400 U STATES		103188		567206	
		103188		567554	
HARROWS AND PARTS N O P					5324
100 U KINGDOM		1447		24552	
400 U STATES		63982		402058	
		65429		426610	
HOES	DOZ				5325
100 U KINGDOM	58	300	82	421	
347 JAPAN			179	1339	
354 NETHRLNDS	13	305	20	493	
400 U STATES	242	2210	1768	19624	
	313	2815	2049	21877	
PLOUGHS DISC AND PARTS					5326
100 U KINGDOM				8158	
400 U STATES		74815		376413	
		74815		384571	
PLOUGHS AND PARTS N O P					5327
100 U KINGDOM		16128		44869	
400 U STATES		259138		925879	
		275266		970748	
ROLLERS FARM OR LAWN AND PARTS	NO				5328
400 U STATES	66	7637	2239	52712	
	66	7637	2239	52712	
FANNING MILL PEAVINERS AND PTS	NO				5331
400 U STATES	21	78496	287	223579	
	21	78496	287	223579	
HARVESTER COMBINES AND PARTS	NO				5332
100 U KINGDOM		4485		20503	
400 U STATES	524	2577603	1162	8094830	
	524	2582088	1162	8115333	
THRESHING MACHINE SEPARATORS	NO				5333
400 U STATES	5	1567	25	12468	
	5	1567	25	12468	
THRESHING MACHINE PARTS					5334
400 U STATES		30695		261469	
		30695		261469	
ELECT GENERATORS FARM AND PTS					5342
100 U KINGDOM				5520	
400 U STATES		4025		16664	
		4025		22184	
FOODER FEED CUTTERS AND PARTS	NO				5343
400 U STATES	44	23622	132	125394	
	44	23622	132	125394	
FRUIT VEGETABLE GRADING MACH					5344
100 U KINGDOM				577	
335 GERMANY W				586	
354 NETHRLNDS				83	
400 U STATES		52504		201070	
		52504		202316	
GRAIN HAY GRINDERS AND PARTS	NO				5345
400 U STATES	48	18865	465	140171	
	48	18865	465	140171	
HAY PRESSES AND PARTS	NO				5346
100 U KINGDOM		15144		104537	
335 GERMANY W	80	42651	80	56148	
400 U STATES	1304	1545753	5445	7113286	
	1384	1603548	5525	7273971	
MANURE SPREADERS AND PARTS	NO				5350
400 U STATES	696	226406	3450	1084874	
	696	226406	3450	1084874	

IMPORTS INTO CANADA FOR CONSUMPTION

Articles and Countries from which Imported	MONTH OF MAY 1957		FIVE MONTHS ENDED MAY 1957		Class Number	
	Quantities	Values (\$)	Quantities	Values (\$)		
POST HOLE DIGGERS AND PARTS	NO				5352	
400 U STATES	304	19965	2871	62046		
	304	19965	2871	62046		
SPADES AND SHOVELS M O P	DOZ				5353	
100 U KINGDOM	1178	12217	3647	40592		
231 HONG KONG			25	69		
335 GERMANY W			60	931		
347 JAPAN	15	163	1147	11827		
400 U STATES	155	3187	1354	20556		
	1348	15567	6233	73975		
SPRAYING AND DUSTING MACHINES					5354	
100 U KINGDOM		4670		12972		
327 FRANCE		328		2452		
335 GERMANY W		2453		3371		
400 U STATES		311189		1141001		
		318640		1159796		
STUMPING MACHINES AND PARTS	NO				5355	
TRACTION DITCHING MACH AND PTS	NO				5356	
400 U STATES	20	187464	53	560212		
	20	187464	53	560212		
TRACTORS INTERNAL COMBUSTION	NO				5357	
100 U KINGDOM	608	967541	1457	2526660		
335 GERMANY W	25	43550	53	124036		
381 ALASKA	2	10966	2	10966		
400 U STATES	3965	10621874	19085	52247581		
	4600	11643931	20597	54909243		
TRACTOR PARTS AND ACCESSORIES					5358	
100 U KINGDOM		112378		332271		
327 FRANCE				885		
335 GERMANY W		9097		29905		
347 JAPAN				32693		
354 NETHRLNDS				566		
381 ALASKA		4290		27797		
400 U STATES		3966612		20776728		
		4092377		21200845		
WINDMILLS AND PARTS					5361	
400 U STATES		878		2253		
		878		2253		
PRUNING HOOKS SHEARS DEHORNERS					5362	
100 U KINGDOM		1120		13892		
335 GERMANY W		917		5775		
344 ITALY		5438		19011		
400 U STATES		12584		64391		
		20059		103069		
AGRIC IMPLEMENTS MOP AND PARTS					5363	
100 U KINGDOM		24129		63130		
318 DENMARK		429		429		
335 GERMANY W		8408		13583		
347 JAPAN		12517		18432		
375 SWEDEN				2206		
400 U STATES		1703011		5649957		
		1748494		5747737		
KNIVES AND FORKS TABLE					5371	
100 U KINGDOM		14447		72057		
215 INDIA				65		
305 AUSTRIA		958		2451		
318 DENMARK		150		2414		
327 FRANCE		4111		8393		
335 GERMANY W		8184		49880		
344 ITALY		408		2188		
347 JAPAN		58411		260082		
354 NETHRLNDS		91		15052		
375 SWEDEN		1909		2301		
376 SWITZRLND				733		
400 U STATES		9282		63107		
		97951		478723		
POCKET KNIVES						5372
100 U KINGDOM		19653		71182		
327 FRANCE		58		1785		
335 GERMANY W		18730		87474		
344 ITALY				1763		
347 JAPAN		2188		15653		
354 NETHRLNDS		225		225		
375 SWEDEN				887		
376 SWITZRLND		347		1531		
400 U STATES		6102		55125		
		47303		235625		
RAZORS N O P AND PARTS					5373	
100 U KINGDOM		1973		23252		
335 GERMANY W		2810		7771		
400 U STATES		3686		94292		
		8469		125315		
SAFETY RAZOR BLADES	DOZ				5374	
100 U KINGDOM	3182	723	29091	4764		
318 DENMARK	33063	1335	33063	1335		
335 GERMANY W	75486	3568	137309	6976		
360 ISRAEL			50000	1464		
375 SWEDEN			250	55		
400 U STATES			685981	52242		
	214046	16625	935694	66836		
	325777	22251				
SCISSORS AND SHEARS N O P					5375	
100 U KINGDOM		11883		66543		
216 PAKISTAN		378		704		
327 FRANCE				684		
335 GERMANY W		60633		260451		

IMPORTS INTO CANADA FOR CONSUMPTION

Articles and Countries from which Imported	MONTH OF MAY 1957		FIVE MONTHS ENDED MAY 1957		Class Number
	Quantities	Values (\$)	Quantities	Values (\$)	
344 ITALY		1606		7394	
347 JAPAN		1406		12062	
354 NETHRLNDS		82		82	
400 U STATES		35355		204063	
OTHER KNIVES N O P		111343		551983	
100 U KINGDOM		6879		38678	5376
215 INDIA				135	
231 HONG KONG		154		154	
318 DENMARK		79		174	
326 FINLAND				69	
327 FRANCE		545		2105	
335 GERMANY W		16391		51453	
344 ITALY		221		969	
347 JAPAN		3048		15069	
359 NORWAY		81		183	
375 SWEDEN		3625		9315	
376 SWITZRLND				609	
400 U STATES		8788		47234	
SPODNS		39811		166147	
100 U KINGDOM		1551		6506	5377
305 AUSTRIA		113		1481	
318 DENMARK		64		970	
335 GERMANY W		4242		7322	
344 ITALY		1127		3483	
347 JAPAN		28803		118731	
354 NETHRLNDS				7971	
375 SWEDEN		2139		2467	
400 U STATES		8342		35145	
KNIVES BUTCHER AND KITCHEN		46381		184076	
100 U KINGDOM		12688		66443	5378
231 HONG KONG		75		268	
327 FRANCE		5985		12249	
335 GERMANY W		7174		39145	
344 ITALY		248		248	
347 JAPAN		1191		3289	
354 NETHRLNDS				105	
375 SWEDEN		396		695	
376 SWITZRLND		264		1795	
400 U STATES		9906		52703	
HINGES AND BUTTS		37927		176940	
100 U KINGDOM	LB	51495	9668	182468	5381
306 BELGIUM		6816	1565	28657	
327 FRANCE				902	
335 GERMANY W		31896	8345	227022	
347 JAPAN		23094	5838	99318	
354 NETHRLNDS		928	424	928	
375 SWEDEN		12915	3968	33453	
400 U STATES		74455	48625	388654	
CUT NAILS		201599	78433	961402	
100 U KINGDOM	CWT			66	5391
400 U STATES		511	9458	1600	
RAILWAY SPIKES AND SPIKES N O P		511	9458	1666	
100 U KINGDOM	CWT	10	90	25	5392
400 U STATES		92	859	305	
TACKS ALL KINDS N O P		102	949	330	
100 U KINGDOM	LB	5109	769	9627	5393
335 GERMANY W				6898	
400 U STATES		1956	1082	8178	
WIRE NAILS OVER ONE INCH		7065	1651	24703	
100 U KINGDOM	CWT	26640	187751	90529	5394
306 BELGIUM		55	1268	3195	
317 CZECHO S				3000	
335 GERMANY W				3124	
347 JAPAN		1503	14943	3373	
354 NETHRLNDS				752	
400 U STATES		980	19524	6333	
NAILS AND BRADS N O P		29178	223486	110306	
100 U KINGDOM	LB	3038	717	37911	5395
335 GERMANY W		1278	415	10916	
375 SWEDEN				2900	
400 U STATES		12006	4831	95441	
HAND SEWING NEEDLES		16322	5963	147168	
100 U KINGDOM			10069		5400
231 HONG KONG					
335 GERMANY W			200		
347 JAPAN					
400 U STATES			397		
SPRING BEARD AND LATCH NEEDLES			10666		
100 U KINGDOM	M	23	626	501	5401
317 CZECHO S				15	
327 FRANCE				48	
335 GERMANY W		16	472	98	
376 SWITZRLND		10	644	14	
400 U STATES		226	10478	1308	
		275	12220	1984	

IMPORTS INTO CANADA FOR CONSUMPTION

Articles and Countries from which Imported		MONTH OF MAY 1957		FIVE MONTHS ENDED MAY 1957		Class Number
		Quantities	Values (\$)	Quantities	Values (\$)	
NEEDLES N O P						5402
100	U KINGDOM		15546		75703	
231	HONG KONG		124		225	
306	BELGIUM		2573		9004	
317	CZECHOS				790	
327	FRANCE		98		384	
335	GERMANY W		9335		32733	
344	ITALY		1172		5840	
347	JAPAN		856		2696	
354	NETHRLNDS		340		2269	
376	SWITZRLND		235		375	
400	U STATES		22432		143238	
			52711		273257	
PINS N O P		LB				5403
100	U KINGDOM	41406	31773	174943	121204	
317	CZECHOS			365	119	
327	FRANCE	220	138	259	629	
335	GERMANY W	683	922	4171	3305	
344	ITALY			20	80	
347	JAPAN	102	121	1102	943	
400	U STATES	2586	3307	28253	38240	
		44997	36261	209113	164520	
PINS FOR MARKING SYSTEMS		LB				5404
100	U KINGDOM	508	272	528	476	
400	U STATES	1590	3273	11107	18516	
		2098	3545	11635	18992	
NUTS AND BOLTS WASHERS RIVETS		LB				5411
100	U KINGDOM	465738	82963	2563008	466045	
306	BELGIUM	38788	5037	200519	24227	
327	FRANCE	100273	12934	310313	42231	
335	GERMANY W	46588	16066	117576	44490	
344	ITALY	69658	7523	218472	24841	
347	JAPAN	12624	2056	50367	10603	
354	NETHRLNDS	10969	2451	196297	37755	
375	SWEDEN	64595	16351	159975	41026	
376	SWITZRLND	184	315	214	376	
400	U STATES	1173807	492475	6104317	2565446	
		1983224	638171	9921058	3257040	
MACHINE AND OTHER SCREWS N O P						5412
100	U KINGDOM		29925		88443	
306	BELGIUM				1566	
335	GERMANY W		2887		4554	
344	ITALY		85		433	
347	JAPAN		1012		1012	
354	NETHRLNDS		256		4099	
375	SWEDEN		307		780	
376	SWITZRLND		188		244	
400	U STATES		202203		1079896	
			236863		1181027	
WOOD SCREWS OF IRON DR STEEL						5413
100	U KINGDOM		7258		8168	
231	HONG KONG		627		1395	
306	BELGIUM		255		1043	
335	GERMANY W		5905		18383	
347	JAPAN		1517		7211	
354	NETHRLNDS				54	
375	SWEDEN		842		8792	
400	U STATES		5688		29107	
			22092		74153	
FISH HOOKS COMMERCIAL						5421
100	U KINGDOM		132		1592	
359	NORWAY		6197		36244	
400	U STATES		235		8438	
			6564		46274	
HARDWARE N O P						5422
100	U KINGDOM		21185		117440	
231	HONG KONG		905		2127	
305	AUSTRIA				793	
317	CZECHOS		428		428	
335	GERMANY W		3335		58982	
347	JAPAN		54		3707	
354	NETHRLNDS		9043		19098	
375	SWEDEN		2929		3770	
400	U STATES		333389		1265656	
			371268		1472001	
LOCKS OF IRON DR STEEL						5423
100	U KINGDOM		2828		12680	
231	HONG KONG				499	
318	DENMARK		760		1175	
335	GERMANY W		6562		18633	
344	ITALY				483	
347	JAPAN				181	
400	U STATES		58213		304003	
			68363		337654	
SKATES ICE		PR				5425
100	U KINGDOM	9985	13906	38154	67796	
400	U STATES			106	109	
		9985	13906	38260	67905	
SKATES ROLLER		PR				5426
100	U KINGDOM			121	309	
400	U STATES	6462	11847	29788	52951	
		6462	11847	29909	53260	
CARPET SWEEPERS		NO				5441
400	U STATES		2756	11300	62355	
			2756	11300	62355	

IMPORTS INTO CANADA FOR CONSUMPTION

Articles and Countries from which Imported	MONTH OF MAY 1957		FIVE MONTHS ENDED MAY 1957		Class Number
	Quantities	Values (\$)	Quantities	Values (\$)	
CLEANERS ELECTRIC VACUUM	NO				5442
100 U KINGDOM	2540	55151	11296	244047	
318 DENMARK	61	2009	209	6634	
335 GERMANY W	230	7173	1103	32116	
354 NETHRLNDS	1485	32759	3827	86583	
375 SWEDEN	96	6404	121	13057	
400 U STATES	7220	266989	44877	1607733	
	11632	370485	61433	1990170	
CLEANERS HAND VACUUM AND PARTS		41998		252849	5443
100 U KINGDOM				1878	
335 GERMANY W		96		1939	
347 JAPAN		360		3450	
354 NETHRLNDS				4931	
375 SWEDEN		133384		677848	
400 U STATES		175838		942895	
CLOTHES WRINGERS DOMESTIC					5444
400 U STATES		12945		136936	
		12945		136936	
SEWING MACHINES DOMESTIC	NO				5445
100 U KINGDOM	5774	105220	15456	355240	
234 AUSTRALIA	6	180	6	180	
306 BELGIUM			100	2755	
335 GERMANY W	538	46424	1952	154950	
344 ITALY	955	42103	3717	179908	
347 JAPAN	6419	100173	25247	436112	
354 NETHRLNDS	2	150	216	15427	
372 SPAIN	326	7492	923	21665	
375 SWEDEN	151	12226	341	26738	
376 SWITZRLND	1000	73753	3907	296068	
400 U STATES	1699	70809	9685	431242	
	16870	458530	61550	1920285	
SEWING MACH ATTACHMNTS DOMESTIC		9714		31801	5446
100 U KINGDOM				1130	
335 GERMANY W		565		1211	
344 ITALY		1316		8812	
347 JAPAN		2035		17191	
376 SWITZRLND		68816		196818	
400 U STATES		82446		256963	
SEWING MACHINE PARTS DOMESTIC		43133		193315	5447
100 U KINGDOM				259	
318 DENMARK				611	
327 FRANCE				15454	
335 GERMANY W		5561		1931	
344 ITALY				12777	
347 JAPAN		1115		1339	
375 SWEDEN		404		3139	
376 SWITZRLND		1119		162	
390 GERMANY E		96003		348793	
400 U STATES		147497		577780	
CLOTHES DRYERS DOMESTIC ELECTR	NO				5448
400 U STATES	775	153145	6109	1125451	
	775	153145	6109	1125451	
WATER PUMPS DOMESTIC	NO				5449
100 U KINGDOM	340	2430	1180	11647	
317 CZECHOS			415	1757	
400 U STATES	80	6396	424	27353	
	420	8826	2019	40757	
WASHING MACHINES ELECTRIC	NO				5450
100 U KINGDOM	48	3020	209	14502	
400 U STATES	2578	340473	17867	2471837	
	2626	343493	18076	2486339	
WASHING MACH POWER NOT ELECT	NO				5451
400 U STATES	15	1023	181	14534	
	15	1023	181	14534	
WASHING MACH HAND OPERATED	NO				5452
400 U STATES	8	93	57	743	
	8	93	57	743	
WASHING MACHINE PARTS		263		3908	5453
100 U KINGDOM				1916979	
400 U STATES		314525		1920887	
		314788			
IRONERS DOMESTIC ELECTRIC	NO				5454
400 U STATES	2	246	139	12914	
	2	246	139	12914	
ARTICLES FOR SMELTING IRON				16011	5461
335 GERMANY W				1034699	
400 U STATES		74124		1050710	
		74124			
BLOWERS SMELTING APPARATUS				3657	5462
335 GERMANY W				10272	
376 SWITZRLND				411274	
400 U STATES		89049		425203	
		89049			
BUDDLES VANNERS SLIME TABLES					5463
400 U STATES		993		3225	
		993		3225	
CAR LOADING MACHINES COAL					5464
400 U STATES		626		10688	
		626		10688	
CHOCK RELEASE APPARATUS					5465
100 U KINGDOM				10918	
				10918	

IMPORTS INTO CANADA FOR CONSUMPTION

Articles and Countries from which Imported	MONTH OF MAY 1957		FIVE MONTHS ENDED MAY 1957		Class Number
	Quantities	Values (\$)	Quantities	Values (\$)	
COAL HEADING MACHINES					5466
335 GERMANY W		20000		20000	
400 U STATES		9557		202684	
		29557		222684	
MINERS LAMPS AND ACCESSORIES					5467
100 U KINGDOM				24118	
375 SWEDEN		181		598	
400 U STATES		31097		260407	
		31278		285123	
AMALGAM SAFES ORE SAMPLERS					5468
100 U KINGDOM				4630	
335 GERMANY W				352	
400 U STATES		126641		442843	
		126641		447825	
SUNDRY METALLURGICAL APPARATUS					5469
100 U KINGDOM		237663		538650	
327 FRANCE				67226	
335 GERMANY W		411		10154	
400 U STATES		436348		2328251	
		674422		2944281	
DIAMOND DRILLS CORE DRILLS					5470
100 U KINGDOM		64822		345115	
224 JAMAICA				475	
335 GERMANY W				1998	
400 U STATES		15193		118309	
		80015		465897	
MINE LOADING MACH CONVEYORS					5471
100 U KINGDOM		192163		535015	
375 SWEDEN		3137		51498	
381 ALASKA				118	
400 U STATES		1563785		8062269	
		1759085		8648900	
MACHINERY ALLUVIAL MINING					5473
400 U STATES		72911		720692	
		72911		720692	
MACHINERY ORE HANDLING					5474
MACHINERY ORE CONCENTRATION					5475
100 U KINGDOM				1910	
335 GERMANY W		621		621	
400 U STATES		202843		1121313	
		203464		1123844	
MACHINERY METAL REFINING					5476
400 U STATES		20698		53123	
		20698		53123	
ORE CRUSHERS GRINDING MILLS					5477
100 U KINGDOM		406		20022	
207 UN SO AFR		6701		6701	
305 AUSTRIA				1542	
327 FRANCE		66777		95760	
335 GERMANY W				18733	
400 U STATES		609806		3015014	
		683690		3157772	
COAL CUTTERS AUGERS DRILLS					5478
100 U KINGDOM		638		2261	
400 U STATES		2640		45193	
		3278		47454	
POWER DRIVEN PUMPS FOR MINES					5479
400 U STATES				376	
				376	
PUMPS PREC METAL EXTRACTION					5480
400 U STATES		56400		364787	
		56400		364787	
ROCK DRILLS AND PARTS	NO				5481
100 U KINGDOM	6	20432	26	92899	
207 UN SO AFR		1085		1085	
305 AUSTRIA				94	
375 SWEDEN		59905	410	272174	
400 U STATES	96	266211	319	1205689	
	102	347633	755	1571941	
WELL DRILLING MACHINERY					5482
100 U KINGDOM		145298		581807	
305 AUSTRIA		54099		193428	
335 GERMANY W				455	
347 JAPAN				2326	
400 U STATES		3873764		22930063	
		4073161		23708079	
ADDING MACHINES AND PARTS	NO				5500
100 U KINGDOM	120	15856	765	103999	
306 BELGIUM			63	1260	
335 GERMANY W			498	57815	
344 ITALY	65	8266	421	60601	
359 NORWAY	50	2515	210	11902	
375 SWEDEN	251	29004	1169	112778	
376 SWITZRLND				113	
400 U STATES	431	163861	1802	832184	
	917	219502	4928	1180652	
BOOKKEEPING MACHINES AND PARTS	NO				5501
100 U KINGDOM	1	23864	32	161217	
327 FRANCE	2	7900	10	70949	
335 GERMANY W	32	17932	190	84641	
344 ITALY	184	52544	1257	288164	
354 NETHRLNDS	100	14713	291	59094	
375 SWEDEN	80	11241	399	69577	
376 SWITZRLND	30	1352	218	28877	
400 U STATES	491	1476793	3653	7552392	
	920	1606339	6050	8314911	

IMPORTS INTO CANADA FOR CONSUMPTION

Articles and Countries from which Imported	MONTH OF MAY 1957		FIVE MONTHS ENDED MAY 1957		Class Number
	Quantities	Values (\$)	Quantities	Values (\$)	
CASH REGISTERS					5502
359 NORWAY		3047		19062	
375 SWEDEN		24995		184339	
400 U STATES		12409		67729	
		40451		271130	
CASH REGISTER PARTS					5503
359 NORWAY				161	
375 SWEDEN		494		2343	
400 U STATES		146102		878832	
		146596		881336	
DICTATING MACHINES AND PARTS					5504
100 U KINGDOM		100032		327847	
318 DENMARK		756		7989	
327 FRANCE		217		217	
335 GERMANY W		893		26095	
376 SWITZRLND				26782	
400 U STATES		175420		811770	
		277318		1200700	
TYPEWRITERS					5505
100 U KINGDOM	NO	176279	13621	963499	
231 HONG KONG	2940	125	2	125	
317 CZECHO S	2	114	4	114	
335 GERMANY W	4	25389	983	70289	
344 ITALY	318	12316	1676	145330	
354 NETHRLNDS	368		5000	155509	
375 SWEDEN		4910	364	17611	
376 SWITZRLND	114	7041	565	24463	
390 GERMANY E	163		127	3874	
400 U STATES	456	46396	4970	285614	
	4365	272570	27312	1666428	
TYPEWRITER PARTS					5506
100 U KINGDOM		3617		64985	
317 CZECHO S				57	
327 FRANCE				4367	
335 GERMANY W		2300		9818	
344 ITALY		900		13408	
354 NETHRLNDS		180		473	
375 SWEDEN		7608		14880	
376 SWITZRLND				7089	
400 U STATES		613106		2822921	
		627711		2937998	
MACHINERY 412A PAPER WORKING					5511
100 U KINGDOM		111930		207898	
234 AUSTRALIA				84	
306 BELGIUM		65		3131	
317 CZECHO S				8040	
318 DENMARK				150	
327 FRANCE		9428		10522	
335 GERMANY W		44518		407417	
344 ITALY		5707		21257	
354 NETHRLNDS				3613	
375 SWEDEN		208		5177	
376 SWITZRLND				3372	
384 P RICO		1142		1492	
390 GERMANY E		7612		18090	
400 U STATES		946899		5281062	
		1127509		5971305	
MACHINERY 412A CELLULOSE					5512
100 U KINGDOM		15436		15882	
400 U STATES		6914		13512	
		22350		29394	
NEWSPAPER PRESSES AND PARTS					5513
100 U KINGDOM	NO	278		1445	
335 GERMANY W		67		67	
344 ITALY			1	84960	
375 SWEDEN			1	23114	
400 U STATES	2	1066542	6	1844663	
	2	1066887	8	1954249	
FLAT BED CYL PRESSES AND PARTS					5514
100 U KINGDOM	NO			429	
400 U STATES	4	23663	15	80671	
	4	23663	15	81100	
PRINTING PRESSES					5515
N O P AND PTS	NO				
100 U KINGDOM	330	192816	1695	513712	
317 CZECHO S	3	2847	15	17713	
318 OENMARK		2719	128	7365	
327 FRANCE	2	23721	7	49087	
335 GERMANY W	11	70126	132	332758	
344 ITALY	21	1228	22	15070	
354 NETHRLNDS	1	1504	1	1939	
375 SWEDEN	8	17792	17	46518	
376 SWITZRLND	7	13079	9	35556	
390 GERMANY E			2	4666	
400 U STATES	733	813760	4145	3589787	
	1116	1139592	6173	4614171	
TYPECASTING MACHINES AND PARTS					5516
100 U KINGDOM		252		1971	
318 DENMARK		231		231	
335 GERMANY W				582	
344 ITALY				1872	
376 SWITZRLND				178	
380 USSR				9898	
400 U STATES		342787		1144775	
		343270		1159507	
TYPEMAKING ACCESSORIES AND PTS					5517
100 U KINGDOM				2263	

IMPORTS INTO CANADA FOR CONSUMPTION

Articles and Countries from which Imported	MONTH OF MAY 1957		FIVE MONTHS ENDED MAY 1957		Class Number
	Quantities	Values (\$)	Quantities	Values (\$)	
335 GERMANY W				165	
400 U STATES		4014		26608	
SHOVELS POWER NOT MADE CANADA	NO			29036	5518
400 U STATES	56	459897	258	2197620	
SHOVELS POWER KIND MADE CANADA	NO			2197620	5519
100 U KINGDOM	7	128444	12	194428	
381 ALASKA			1	58821	
400 U STATES	66	1261521	272	5939345	
SHOVELS POWER PARTS OF	73	1389965	285	6192594	5520
100 U KINGDOM		20345		53371	
327 FRANCE		109		109	
344 ITALY		2842		8502	
381 ALASKA				384	
400 U STATES		1122123		4514203	
AIR COMPRESSING MACH AND PARTS		1145419		4576569	5521
100 U KINGDOM		89094		396838	
305 AUSTRIA		3589		9355	
306 BELGIUM		622		1276	
318 DENMARK				104	
327 FRANCE				1020	
335 GERMANY W		8931		19889	
375 SWEDEN		23117		83534	
376 SWITZRLND				3587	
400 U STATES		1482521		7140682	
BAKERY MACHINERY AND PARTS		1607874		7656285	5522
100 U KINGDOM		1780		39504	
305 AUSTRIA		385		385	
318 DENMARK				440	
335 GERMANY W		113		313	
354 NETHRLNDS		111		4093	
375 SWEDEN				473	
400 U STATES		486281		1478570	
BOX END MACHINERY AND PARTS		488670		1523778	5523
COAL CARBONIZING MACH AND PTS					5524
400 U STATES		1733		13501	
SEWING MACHINES INDUSTRIAL	NO			13501	5525
100 U KINGDOM	166	13973	506	40312	
306 BELGIUM		3136	2	4062	
318 DENMARK		223		1191	
327 FRANCE			1	224	
335 GERMANY W	36	6054	684	77319	
344 ITALY	1	446	1	446	
347 JAPAN			50	10597	
375 SWEDEN				52	
376 SWITZRLND			30	5037	
400 U STATES	519	248575	2027	988919	
CLAY PRDDUCTS MACH AND PARTS	722	272407	3301	1128159	5526
100 U KINGDOM		870		991	
335 GERMANY W				312	
400 U STATES		54831		130448	
COAL COKE AND GAS MACH AND PTS		55701		131751	5527
100 U KINGDOM				3338	
335 GERMANY W				411	
400 U STATES		312486		2381866	
WASTE RECOVERY MACH AND PARTS		312486		2385615	5528
335 GERMANY W				306	
400 U STATES		61971		583564	
COAL HANDLING MACHINES AND PTS		61971		583870	5529
100 U KINGDOM				11209	
400 U STATES		6864		77672	
CONCRETE MIXING MACH AND PARTS	NO			88881	5530
100 U KINGDOM		1559	4	5675	
335 GERMANY W		36481	6	62164	
400 U STATES	34	121731	175	442798	
ROCK DRILL BITS	34	159771	185	510637	5531
100 U KINGDOM	4525	38978	9578	86612	
207 UN SO AFR	70	548	70	548	
305 AUSTRIA	2846	20152	3792	27406	
335 GERMANY W	100	506	100	506	
359 NORWAY	500	5463	500	5463	
375 SWEDEN	7287	82946	31773	339928	
400 U STATES	9846	80808	63384	406601	
DENTAL ENGINES ELECTRIC	25174	229401	109197	867064	5532
100 U KINGDOM	NO		20	3371	
400 U STATES	36	5166	163	19624	
DIES FOR STAMPING METAL PLATES	36	5166	183	22995	5533
HAND FIRE EXTINGUISHERS					5534
100 U KINGDOM		6314		19615	
400 U STATES		142630		691041	
		148944		710656	

IMPORTS INTO CANADA FOR CONSUMPTION

Articles and Countries from which Imported	MONTH OF MAY 1957		FIVE MONTHS ENDED MAY 1957		Class Number	
	Quantities	Values (\$)	Quantities	Values (\$)		
FERTILIZER MACHINERY AND PARTS					5535	
100 U KINGDOM		36613		52997		
318 DENMARK				80		
335 GERMANY W				183		
359 NORWAY				24678		
375 SWEDEN				586		
400 U STATES		11068		38435		
		47681		116959		
FISH PREPARING MACH AND PARTS					5536	
100 U KINGDOM				194		
318 DENMARK				19780		
335 GERMANY W		35995		74901		
375 SWEDEN		59		10793		
400 U STATES		25380		34118		
		61434		139786		
REFRIGERATING MACH AND PARTS					5537	
100 U KINGDOM		46181		62893		
318 DENMARK		95		996		
354 NETHRLNDS				16000		
400 U STATES		849823		3016963		
		896099		3096852		
LAWN MOWERS POWER AND PARTS					5538	
100 U KINGDOM	NO	6062	1173	59302		
400 U STATES	82	471278	18948	1453044		
		5990				
		6072	477340	20121	1512346	
LAWN MOWERS N O P					5539	
100 U KINGDOM	NO	84893	49328	349872		
400 U STATES	82	9340	7800	96159		
		12233				
		675	57128	446031		
		12908	94233			
LEATHER MACHINERY AND PARTS					5540	
100 U KINGDOM				4381		
335 GERMANY W				423		
400 U STATES		21519		141507		
		21519		146311		
LOGGING MACHINERY AND PARTS					5541	
100 U KINGDOM		17185		209547		
335 GERMANY W		1609		17260		
347 JAPAN		1404		25542		
354 NETHRLNDS		22474		43642		
359 NORWAY		3072		3529		
375 SWEDEN				1647		
400 U STATES		1101927		5881247		
		1147671		6182414		
METAL DRILLING MACH AND PARTS					5542	
100 U KINGDOM		87423		407204		
306 BELGIUM		433		37345		
317 CZECHO S		4608		11503		
327 FRANCE				180		
335 GERMANY W		10039		92675		
344 ITALY				15100		
354 NETHRLNDS				10298		
375 SWEDEN		4382		15001		
376 SWITZRLND		838		25451		
400 U STATES		680648		2117444		
		796371		2732201		
METAL GRINDING MACH AND PARTS					5543	
100 U KINGDOM		53173		297606		
305 AUSTRIA				293		
306 BELGIUM				7990		
317 CZECHO S		2499		4970		
318 DENMARK				13018		
327 FRANCE				141		
335 GERMANY W		11047		96621		
344 ITALY		46467		52950		
354 NETHRLNDS				4273		
375 SWEDEN		5115		42865		
376 SWITZRLND		1155		19101		
400 U STATES		717918		3127709		
		837374		3667537		
METALWORKING LATHES AND PARTS					5544	
100 U KINGDOM		121105		641013		
305 AUSTRIA				1527		
306 BELGIUM		157		1983		
317 CZECHO S		7352		52624		
327 FRANCE		1636		1636		
335 GERMANY W		95274		317985		
344 ITALY		36336		60992		
375 SWEDEN				501		
376 SWITZRLND		2602		10939		
400 U STATES		532092		2250900		
		796554		3340100		
METAL MILLING MACHINES AND PTS						5545
100 U KINGDOM		60523		251173		
306 BELGIUM		2517		3223		
317 CZECHO S		11934		32014		
318 DENMARK		11055		38519		
327 FRANCE		3062		13838		
335 GERMANY W		20295		125240		
344 ITALY		41432		121754		
375 SWEDEN				21344		
376 SWITZRLND		469		27594		
400 U STATES		225692		1555471		
		376979		2190170		
METALWORKING PLANERS AND PARTS					5546	
100 U KINGDOM				3343		
344 ITALY		13307		13307		

IMPORTS INTO CANADA FOR CONSUMPTION

Articles and Countries from which Imported	MONTH OF MAY 1957		FIVE MONTHS ENDED MAY 1957		Class Number	
	Quantities	Values (\$)	Quantities	Values (\$)		
400 U STATES		26082		192030		
METALWORKING PRESSES AND PARTS		39389		208680	5547	
100 U KINGDOM		13491		77213		
305 AUSTRIA		316		316		
317 CZECHO S				373		
335 GERMANY W		177113		216174		
344 ITALY				7096		
375 SWEDEN		1038		39716		
376 SWITZRLND				110		
400 U STATES		665455		3467976		
METAL ROLLING MILL MCH AND PTS		857413		3808974	5548	
100 U KINGDOM		46544		82608		
335 GERMANY W		104408		1245627		
344 ITALY				1024		
400 U STATES		537283		4914281		
METAL SHAPERS SLOTTERS AND PTS		688235		6243540	5549	
100 U KINGDOM		21786		90801		
335 GERMANY W		3400		59884		
375 SWEDEN		5419		12353		
376 SWITZRLND				8414		
400 U STATES		137539		594406		
METALWORKING MCH N O P AND PTS		168144		765858	5550	
100 U KINGDOM		85117		333273		
305 AUSTRIA				432		
306 BELGIUM		474		29154		
317 CZECHO S				551		
318 DENMARK				1593		
327 FRANCE				1722		
335 GERMANY W		58747		241828		
344 ITALY		6350		6350		
354 NETHRLNDS				700		
375 SWEDEN		8317		18906		
376 SWITZRLND				958		
400 U STATES		2024187		6835134		
MOTION PICTURE PROJECTORS		2183192		7470601	5551	
100 U KINGDOM		2933		29279		
305 AUSTRIA		5295		31939		
327 FRANCE				2776		
335 GERMANY W		1958		4969		
344 ITALY		467		699		
347 JAPAN		6166		19370		
354 NETHRLNDS				254		
375 SWEDEN				207		
376 SWITZRLND		6726		14690		
400 U STATES		179403		1015351		
CRANES ETC NOT MADE IN CANADA	NO	202948		1119534	5552	
100 U KINGDOM	7	44858	41	143731		
375 SWEDEN	18	16318	75	75247		
400 U STATES	90	445639	454	2244715		
CRANES ETC KIND MADE IN CANADA	NO	115	506815	570	2463693	5553
100 U KINGDOM	14	45653	366	236066		
327 FRANCE			97	4020		
335 GERMANY W	1	32877	30	37068		
347 JAPAN			29	629		
359 NORWAY			16	10791		
375 SWEDEN	4	191397	10	201080		
381 ALASKA			2	482		
383 HAWAII	1	11198	1	11198		
400 U STATES	417	1014547	2321	3984540		
CRANES HOISTS ETC N O P PARTS OF	437	1295672	2872	4485874	5554	
100 U KINGDOM		41446		165091		
335 GERMANY W		20381		43023		
354 NETHRLNDS				1504		
359 NORWAY		1248		7054		
375 SWEDEN				5985		
400 U STATES		389325		1550696		
OZONE GENERATORS AND PARTS		452400		1773353	5555	
327 FRANCE		38732		77791		
335 GERMANY W				392		
376 SWITZRLND				962		
400 U STATES		21024		24417		
PAPER MILL MACHINES AND PARTS		59756		103562	5556	
100 U KINGDOM		341434		1215064		
305 AUSTRIA				2820		
327 FRANCE		4715		8875		
335 GERMANY W		13159		62341		
359 NORWAY		8070		8070		
375 SWEDEN				25052		
400 U STATES		2297333		6595415		
PULP MILL MACHINES AND PARTS		2664711		7917637	5557	
100 U KINGDOM		198		10547		
335 GERMANY W		58		371		
375 SWEDEN		2868		23949		
400 U STATES		302418		1970401		
		305542		2005268		

IMPORTS INTO CANADA FOR CONSUMPTION

Articles and Countries from which Imported	MONTH OF MAY 1957		FIVE MONTHS ENDED MAY 1957		Class Number
	Quantities	Values (\$)	Quantities	Values (\$)	
POWER PUMPS N O P AND PARTS	N O				5558
100 U KINGDOM	63	85380	1156	390741	
207 UN SO AFR	2	3181	2	3181	
318 DENMARK	8	1158	11	4423	
327 FRANCE				548	
335 GERMANY W	5	2334	215	15141	
344 ITALY		1040		4473	
375 SWEDEN	65	36115	187	76118	
376 SWITZRLND			3	5237	
400 U STATES				4733052	
	6677	948089	20552	4733052	
	6820	1077297	22126	5232914	
RIFLE MAKING MACHINERY					5559
306 BELGIUM				3314	
400 U STATES		3475		159255	
		3475		162569	
ROAD MAKING MACHINERY AND PTS					5560
100 U KINGDOM		89714		106069	
305 AUSTRIA				2253	
381 ALASKA		5266		7678	
400 U STATES		1315452		4139669	
		1410432		4255669	
TRENCH AND DITCH MACH AND PTS					5561
100 U KINGDOM				756	
400 U STATES		10202		44852	
		10202		45608	
ROLLERS STREET ROAD AND PARTS	N O				5562
100 U KINGDOM	14	66000	23	110621	
335 GERMANY W			1	3280	
400 U STATES	126	392393	294	1023451	
	140	458393	318	1137352	
ROLLS CAST FOR ROLLING STEEL					5563
100 U KINGDOM		1129		11668	
400 U STATES		173363		943952	
		174512		955620	
SAWMILL MACHINERY AND PARTS					5564
100 U KINGDOM				176	
305 AUSTRIA				532	
306 BELGIUM		248		14907	
327 FRANCE				4053	
335 GERMANY W		12624		46472	
375 SWEDEN				3518	
400 U STATES		60766		480372	
		73638		550030	
SCRAPERS RAILWAY OR ROAD					5565
400 U STATES		253870		1084137	
		253870		1084137	
SHOE MACHINERY AND PARTS					5566
100 U KINGDOM		3084		34497	
318 DENMARK		624		4946	
335 GERMANY W		2013		15782	
344 ITALY		319		5206	
354 NETHRLNDS				1380	
375 SWEDEN				104	
376 SWITZRLND				785	
400 U STATES		81214		470416	
		87254		533116	
ROLLS CAST FOR ROLLING PAPER					5567
100 U KINGDOM		21239		105320	
400 U STATES		111003		328295	
		132242		433615	
STAVE MAKING MACH AND PARTS					5568
400 U STATES				70	
				70	
STREET CLEANING MACH AND PARTS					5569
100 U KINGDOM				217	
335 GERMANY W				18051	
400 U STATES		113591		538901	
		113591		557169	
BEEF SUGAR MACHINERY AND PARTS					5570
400 U STATES		3604		82878	
		3604		82878	
VENEER DRYING MACHINES AND PTS					5571
335 GERMANY W				4046	
400 U STATES		255		6169	
		255		10215	
WATER METERS N O P AND PARTS	N O				5572
100 U KINGDOM			40	8977	
335 GERMANY W		1866		2022	
400 U STATES	1	2355	45	19936	
	1	4221	85	30935	
WATER TURBINES AND PARTS					5573
100 U KINGDOM		27351		183723	
327 FRANCE		27405		28521	
375 SWEDEN		1063		13424	
400 U STATES		145914		316026	
		201733		661694	
WIRE STITCHER STAPLERS AND PTS					5574
100 U KINGDOM		135		10669	
305 AUSTRIA				455	
335 GERMANY W		443		3426	
347 JAPAN				525	
354 NETHRLNDS		279		279	
375 SWEDEN		13367		40769	
400 U STATES		86152		452981	
		100376		509104	

IMPORTS INTO CANADA FOR CONSUMPTION

Articles and Countries from which Imported	MONTH OF MAY 1957		FIVE MONTHS ENDED MAY 1957		Class Number	
	Quantities	Values (\$)	Quantities	Values (\$)		
YARN CORD FABRIC MACH AND PTS					5575	
100 U KINGDOM		247396		1603618		
305 AUSTRIA				432		
306 BELGIUM				14679		
317 CZECHOS		285		2897		
327 FRANCE		762		14960		
335 GERMANY W		86261		139239		
344 ITALY		25856		156512		
352 MEXICO		103		103		
354 NETHRLNDS				98		
372 SPAIN				65		
375 SWEDEN				146		
376 SWITZRLND		21937		78743		
390 GERMANY E				103		
400 U STATES		1653100		8869723		
		2035700		10881318		
ALL MACHINERY N O P AND PARTS					5576	
100 U KINGDOM		654227		3692243		
207 UN SO AFR				67		
215 INDIA				1418		
231 HONG KONG				749		
236 NEW ZEAL				150		
305 AUSTRIA		3288		38982		
306 BELGIUM		768		22983		
317 CZECHOS				942		
318 DENMARK		54852		443794		
326 FINLAND		590		2430		
327 FRANCE		36991		143765		
335 GERMANY W		315180		971394		
344 ITALY		3360		243304		
347 JAPAN		6390		43969		
354 NETHRLNDS		8817		96693		
359 NORWAY		254		2601		
375 SWEDEN		146355		530992		
376 SWITZRLND		20490		148378		
381 ALASKA				2165		
387 VENEZUELA				429		
400 U STATES		11150052		50766764		
		12401614		57154212		
CIGARETTE CIGAR MACH AND PARTS					5577	
100 U KINGDOM		183442		771842		
335 GERMANY W				49164		
375 SWEDEN		263		5316		
400 U STATES		219312		700124		
		403017		1526446		
VENEER OR PLYWOOD MACH AND PTS					5578	
100 U KINGDOM				288		
335 GERMANY W		6420		20092		
347 JAPAN		216		216		
376 SWITZRLND				2021		
400 U STATES		53291		253139		
		59927		275756		
PURIFIERS FOR FISH OILS					5579	
400 U STATES				68		
				68		
FORGED STEEL ROLLS					5580	
100 U KINGDOM		19712		116428		
335 GERMANY W				186		
400 U STATES		99799		543125		
		119511		659739		
FIXED METERS GAUGES FOR LIQUID					5581	
100 U KINGDOM				2381		
335 GERMANY W		599		801		
359 NORWAY		186		543		
400 U STATES		80578		255199		
		81363		258924		
AIR CONDITONING APPARATUS MOP					5582	
100 U KINGDOM		47423		136061		
305 AUSTRIA		8650		8650		
306 BELGIUM				57		
335 GERMANY W		9910		12317		
354 NETHRLNDS		6527		22738		
375 SWEDEN		242		17857		
376 SWITZRLND				327		
400 U STATES		1329073		5531170		
		1401825		5729177		
DIES IN THE ROUGH					5583	
100 U KINGDOM		271		3197		
400 U STATES		4696		23545		
		4967		26742		
BOTTLING MACHINES AND PARTS					5584	
100 U KINGDOM		94		1210		
335 GERMANY W		2203		15092		
400 U STATES		551782		2675572		
		554079		2691874		
BULLDOZERS EARTHMOVERS AND PTS					5585	
100 U KINGDOM	NO	40	105800	64		218440
234 AUSTRALIA						153
335 GERMANY W			677			677
344 ITALY						1659
347 JAPAN						6121
381 ALASKA		2	2197	2		3788
400 U STATES		144	2152355	529		7550620
		186	2261029	595		7781458
CONVEYING EQUIPMENT AND PARTS					5586	
100 U KINGDOM			130491			576794

IMPORTS INTO CANADA FOR CONSUMPTION

Articles and Countries from which Imported	MONTH OF MAY 1957		FIVE MONTHS ENDED MAY 1957		Class Number
	Quantities	Values (\$)	Quantities	Values (\$)	
306 BELGIUM				1273	
327 FRANCE		1678		3909	
335 GERMANY W		8701		9570	
354 NETHRLNDS		57		57	
359 NORWAY				1837	
375 SWEDEN		1358		5583	
376 SWITZRLND		408		408	
400 U STATES		1209772		4609306	
		1352465		5208737	
POWER JACKS AND PARTS	NO				5587
100 U KINGDOM	42	3185	785	181513	
318 DENMARK	10	467	12	565	
327 FRANCE			2	1317	
335 GERMANY W			3	269	
375 SWEDEN		664	151	6059	
400 U STATES		198901	23046	806187	
	5446	203217	23999	995910	
	5498	203217	23999	995910	
STONE CRUSHING MACH AND PARTS					5588
100 U KINGDOM		1906		9260	
306 BELGIUM				426	
400 U STATES		470050		2120843	
		471956		2130529	
WOODWORKING MACH AND PARTS NOP					5589
100 U KINGDOM		65448		180510	
305 AUSTRIA				379	
306 BELGIUM		468		6508	
318 DENMARK				6066	
327 FRANCE				21277	
335 GERMANY W		15242		64553	
344 ITALY		1387		1387	
354 NETHRLNDS		1010		2180	
375 SWEDEN		15619		97335	
376 SWITZRLND				115	
400 U STATES		260181		1710767	
		359355		2091077	
AIR CONDITIONERS ROOM SIZE	NO				5590
400 U STATES					
	5973	1063605	14719	2668220	
	5973	1063605	14719	2668220	
SPRINGS FOR SURGICAL TRUSSES	L8				5591
SPRINGS FOR RAILWAY VEHICLES					5592
100 U KINGDOM				214	
400 U STATES		1803		51096	
		1803		51310	
SPRINGS FOR OTHER VEHICLES					5593
400 U STATES		3779		12999	
		3779		12999	
SPRINGS FOR FURNITURE					5594
100 U KINGDOM				72	
384 P RICO		5864		5864	
400 U STATES		7100		58100	
		12964		64036	
SPRINGS FOR CLOCKS					5595
100 U KINGDOM				225	
335 GERMANY W				299	
354 NETHRLNDS		180		180	
400 U STATES		1426		3919	
		1606		4623	
BATHS BATHTUBS IRON OR STEEL					5600
100 U KINGDOM		968		1527	
335 GERMANY W		8073		37520	
400 U STATES		89175		347499	
		98216		386546	
BASINS CLOSETS SINKS					5601
100 U KINGDOM		21965		63324	
335 GERMANY W		1554		13752	
375 SWEDEN		6888		49612	
400 U STATES		130385		533765	
		160792		660453	
CONTAINERS TINPLATE FOR FOOD					5602
400 U STATES		121913		499295	
		121913		499295	
CONTAINERS TINPLATE N O P					5603
100 U KINGDOM		648		13576	
335 GERMANY W		115		176	
359 NORWAY		1172		1172	
381 ALASKA				84	
400 U STATES		177160		800461	
		179095		815469	
HOLLOW WARE ENAMELLED IRON					5604
100 U KINGDOM		1654		5333	
306 BELGIUM				4223	
318 DENMARK		540		1652	
327 FRANCE		162		162	
335 GERMANY W				872	
354 NETHRLNDS		80		1787	
359 NORWAY		483		483	
375 SWEDEN				1526	
376 SWITZRLND				504	
400 U STATES		14465		142752	
		17384		159294	
HOLLOW WARE IRON N O P					5605
100 U KINGDOM		5223		18445	
318 DENMARK		2286		3971	
327 FRANCE				748	
335 GERMANY W		1203		3893	

IMPORTS INTO CANADA FOR CONSUMPTION

Articles and Countries from which Imported	MONTH OF MAY 1957		FIVE MONTHS ENDED MAY 1957		Class Number
	Quantities	Values (\$)	Quantities	Values (\$)	
344 ITALY		783		783	
347 JAPAN		2832		13650	
354 NETHRLNDS				1122	
359 NORWAY				866	
375 SWEDEN		2304		4699	
376 SWITZRLND				188	
400 U STATES		306725		1575291	
		321356		1623656	
KITCHEN DAIRY HOLLOW WARE TIN					5606
100 U KINGDOM		70		4682	
335 GERMANY W		14600		24371	
400 U STATES		21252		65420	
		35922		94473	
MFRS OF TIN AND TINPLATE N O P					5607
100 U KINGDOM		10419		51517	
231 HONG KONG				116	
327 FRANCE				593	
335 GERMANY W		907		10286	
344 ITALY				608	
347 JAPAN		1208		5126	
352 MEXICO		343		560	
354 NETHRLNDS				2438	
381 ALASKA				104	
400 U STATES		380611		1333000	
		393488		1404348	
ANVILS AND VISES					5621
100 U KINGDOM		24421		67332	
327 FRANCE		397		397	
335 GERMANY W		2208		6262	
344 ITALY				444	
347 JAPAN		539		1594	
354 NETHRLNDS				78	
375 SWEDEN		499		700	
400 U STATES		24403		111290	
		52467		188097	
AUGERS BITS AND DRILLS					5622
100 U KINGDOM		78511		371185	
234 AUSTRALIA		18448		63579	
305 AUSTRIA		570		4193	
318 DENMARK				1520	
327 FRANCE		6749		15456	
335 GERMANY W		31563		106518	
344 ITALY		2141		12800	
347 JAPAN		1803		4974	
354 NETHRLNDS		625		1842	
375 SWEDEN		8821		28083	
376 SWITZRLND		101		3595	
400 U STATES		148653		600150	
		297985		1213895	
AXES					5623
	DOZ				
100 U KINGDOM	761	6955	993	10862	
335 GERMANY W	461	4857	945	11000	
347 JAPAN	30	457	30	457	
375 SWEDEN	806	7215	2296	22409	
400 U STATES	47	1453	342	8208	
	2105	20937	4606	52936	
FILES N O P AND RASPS					5624
	DOZ				
100 U KINGDOM	3133	11204	20950	66846	
335 GERMANY W	2713	3111	3534	5446	
347 JAPAN			520	1023	
366 PORTUGAL	27	960	1354	4683	
375 SWEDEN	232	664	3626	8667	
376 SWITZRLND			153	782	
400 U STATES	4799	26805	29017	170650	
	10904	42744	59154	258097	
HACK SAW BLADES					5625
100 U KINGDOM		6971		38128	
335 GERMANY W		2951		4491	
344 ITALY				195	
375 SWEDEN		762		1192	
400 U STATES		6099		68322	
		16783		112405	
SAWS N O P					5626
100 U KINGDOM		6261		36708	
317 CZECHO S				558	
318 DENMARK				2000	
335 GERMANY W		7948		36056	
347 JAPAN		1807		6125	
359 NORWAY		299		6447	
366 PORTUGAL				130	
375 SWEDEN		3991		32658	
376 SWITZRLND				203	
400 U STATES		25193		142517	
		45499		263402	
WRENCHES					5627
100 U KINGDOM		12765		34878	
305 AUSTRIA		1203		1882	
335 GERMANY W		37385		165848	
344 ITALY		503		889	
347 JAPAN		5042		23107	
375 SWEDEN		2607		4768	
376 SWITZRLND				320	
400 U STATES		214636		1139351	
		274141		1371043	
ADZES CLEAVERS HATCHETS PLANES					5628
100 U KINGDOM		15382		81242	

IMPORTS INTO CANADA FOR CONSUMPTION

Articles and Countries from which Imported	MONTH OF MAY 1957		FIVE MONTHS ENDED MAY 1957		Class Number
	Quantities	Values (\$)	Quantities	Values (\$)	
305 AUSTRIA		356		2123	
317 CZECHO S		774		774	
327 FRANCE		341		1013	
335 GERMANY W		31584		109161	
344 ITALY		2026		2125	
347 JAPAN		1135		6555	
375 SWEDEN		8616		38558	
376 SWITZRLND		195		457	
381 ALASKA				57	
400 U STATES		122924		524572	
		183333		766637	
ENGINEERS PRECISION TOOLS					5629
100 U KINGDOM		48132		185072	
234 AUSTRALIA				1042	
305 AUSTRIA		181		985	
318 DENMARK		1396		3959	
326 FINLAND		280		280	
327 FRANCE		3529		9561	
335 GERMANY W		44052		175761	
344 ITALY				5079	
347 JAPAN		5676		66962	
354 NETHRLNDS		2269		5650	
375 SWEDEN		6124		40667	
376 SWITZRLND		14945		416607	
400 U STATES		583568		1884249	
		710158		2795874	
TOOLS N O P					5630
100 U KINGDOM		69863		263216	
231 HONG KONG				387	
234 AUSTRALIA				217	
305 AUSTRIA				766	
317 CZECHO S		1329		1329	
318 DENMARK				1940	
327 FRANCE		3760		14009	
335 GERMANY W		35500		186217	
344 ITALY		712		2556	
347 JAPAN		27792		86934	
354 NETHRLNDS		96		416	
359 NORWAY				1681	
375 SWEDEN		15930		34514	
376 SWITZRLND		1539		8099	
387 VENEZUELA				2407	
400 U STATES		646459		2979988	
		802980		3584676	
FILES MANICURE					5631
100 U KINGDOM		161		2486	
335 GERMANY W		609		4358	
400 U STATES		3429		18306	
		4199		25150	
TOOLS FOR USE IN MACHINES					5632
100 U KINGDOM		65903		300645	
234 AUSTRALIA				1103	
236 NEW ZEAL				100	
306 BELGIUM		102		102	
318 DENMARK				1258	
327 FRANCE		1885		2441	
335 GERMANY W		29018		84198	
344 ITALY		721		4451	
347 JAPAN		92		3537	
354 NETHRLNDS		704		1160	
375 SWEDEN		3935		10811	
376 SWITZRLND		1247		9387	
400 U STATES		806646		3731813	
		910253		4151006	
AUTOMOBILES FREIGHT NEW	NO				5641
100 U KINGDOM	83	126626	384	483643	
335 GERMANY W	227	236424	859	862528	
400 U STATES	751	4056415	3042	14933442	
	1061	4419465	4285	16279613	
AUTOS PASS NEW UNDER 1200 DOL	NO				5642
100 U KINGDOM	2891	2938362	9403	9607425	
317 CZECHO S			1	710	
327 FRANCE			2	1834	
335 GERMANY W	2626	1960780	10488	7655675	
400 U STATES			17	11278	
	5517	4899142	19911	17276922	
AUTOS PASS NEW 1200 TO 2100 DOL	NO				5643
100 U KINGDOM	631	879841	2252	3082694	
327 FRANCE			2	2843	
335 GERMANY W	151	195408	507	653289	
400 U STATES	220	415151	762	1438948	
	1002	1490400	3523	5177774	
AUTOS PASS NEW N O P	NO				5644
100 U KINGDOM	28	91091	187	592505	
335 GERMANY W	2	7188	27	74937	
400 U STATES	1853	5345768	10046	29527926	
	1883	5444047	10260	30195368	
MOTOR OMNIBUSES NEW	NO				5645
100 U KINGDOM	5	5944	6	7187	
335 GERMANY W	54	63333	186	217033	
400 U STATES	101	1741673	258	4039188	
	160	1810950	450	4263408	
PARTS OF MOTOR BUS BODIES 4381					5646
100 U KINGDOM		6263		15326	
306 BELGIUM				84	
335 GERMANY W		5571		14928	

IMPORTS INTO CANADA FOR CONSUMPTION

109

Articles and Countries from which Imported	MONTH OF MAY 1957		FIVE MONTHS ENDED MAY 1957		Class Number
	Quantities	Values (\$)	Quantities	Values (\$)	
400 U STATES		830818		3156956	
AXLES BRAKES CLUTCHES TRUCK		842652		3187294	5648
100 U KINGDOM		2419		17422	
335 GERMANY W		4931		28610	
400 U STATES		2551128		10528470	
AUTOMOBILE PARTS		2558478		10574502	
N O P					5650
100 U KINGDOM		384359		1904422	
234 AUSTRALIA				3225	
306 BELGIUM				53	
317 CZECHO S		805		805	
327 FRANCE				6588	
335 GERMANY W		156561		625724	
347 JAPAN		471		7557	
354 NETHRLNDS				268	
375 SWEDEN		1880		9473	
381 ALASKA		200		521	
400 U STATES		25305320		119753511	
		25849596		122312147	
BICYCLES N O P					5651
NO					
100 U KINGDOM	12035	228313	66442	1258291	
305 AUSTRIA			4	105	
317 CZECHO S	500	4915	6250	89675	
327 FRANCE			506	12731	
335 GERMANY W	512	7350	2201	32700	
344 ITALY			47	739	
354 NETHRLNDS			125	2070	
400 U STATES	195	3161	504	7488	
	13242	243739	76079	1403799	
BICYCLE PARTS					5652
100 U KINGDOM		38850		167779	
317 CZECHO S				6275	
327 FRANCE		460		629	
335 GERMANY W		5977		30978	
347 JAPAN		979		4790	
354 NETHRLNDS				912	
375 SWEDEN		2283		4645	
400 U STATES		8509		16900	
		57058		232908	
CARS RAILWAY BOX AND FLAT					5653
400 U STATES	NO				
	7	11414	35	76765	
	7	11414	35	76765	
CARS RAILWAY PASSENGER					5654
	NO				
CARS RAILWAY TANK					5655
400 U STATES	NO				
	4	16275	81	362889	
	4	16275	81	362889	
CARS RAILWAY N O P					5656
NO					
100 U KINGDOM	116	101360	174	215358	
400 U STATES	27	78980	186	306922	
	143	180340	360	522280	
CARS RAILWAY PARTS OF					5657
100 U KINGDOM				80416	
335 GERMANY W				1620	
400 U STATES		468205		2949181	
		468205		3031217	
MOTOR RAIL CARS AND PARTS					5658
NO					
100 U KINGDOM		1547		11511	
381 ALASKA			1	1753	
400 U STATES	3	86362	23	2569074	
	3	87909	24	2582338	
MOTOR CYCLES SIDE CARS AND PTS					5660
NO					
100 U KINGDOM	201	99960	1220	672876	
220 BERMUDA			1	141	
305 AUSTRIA		139	2	651	
317 CZECHO S	28	5917	166	18638	
327 FRANCE			8	632	
335 GERMANY W	136	25810	411	79558	
344 ITALY	21	4902	115	25522	
347 JAPAN			1	280	
354 NETHRLNDS	1	120	1	120	
376 SWITZRLND				122	
400 U STATES	119	68818	275	184083	
	506	205666	2200	982623	
MOTOR VEHICLES N O P					5661
NO					
100 U KINGDOM	4	5904	16	37577	
318 DENMARK			1	795	
327 FRANCE			2	1025	
335 GERMANY W	5	5678	26	22960	
344 ITALY			1	150	
400 U STATES	162	325173	523	925725	
	171	336755	569	988232	
TRACTION ENGINES NOP AND PARTS					5663
400 U STATES	NO				
			1	338	
			1	338	
TRICYCLES N O P					5664
NO					
100 U KINGDOM			48	745	
335 GERMANY W			212	1968	
347 JAPAN	500	1392	576	1646	
400 U STATES	2815	14405	6091	28948	
	3315	15797	6927	33307	
FRAMES FOR BICYCLES					5670
NO					
100 U KINGDOM			303	2033	
			303	2033	

IMPORTS INTO CANADA FOR CONSUMPTION

Articles and Countries from which Imported	MONTH OF MAY 1957		FIVE MONTHS ENDED MAY 1957		Class Number
	Quantities	Values (\$)	Quantities	Values (\$)	
TRUCKS BODIES FOR STREET CARS					5671
FACTORY WAREHOUSE TRUCKS MOTOR	NO				5672
100 U KINGDOM		313	9	26015	
335 GERMANY W				51	
400 U STATES	59	341771	292	1530610	
	59	342084	301	1556676	
FORK LIFT TRUCKS AND PARTS	NO				5674
100 U KINGDOM	7	28974	52	193617	
335 GERMANY W			1	3081	
375 SWEDEN			16	2750	
400 U STATES	183	835592	748	3878774	
	190	864566	817	4078222	
ROLLER BEARINGS AND PARTS NOP					5680
100 U KINGDOM		61473		353162	
305 AUSTRIA		8131		21018	
306 BELGIUM				83	
335 GERMANY W		11364		205788	
344 ITALY		500		5115	
354 NETHRLNDS		1586		3249	
375 SWEDEN		100362		438665	
376 SWITZRLND		121		391	
400 U STATES		681957		3597161	
		865494		4624632	
ANCHORS FOR VESSELS	CNT				5681
100 U KINGDOM	545	6944	2100	26058	
359 NORWAY	4	135	4	135	
400 U STATES	269	6353	1590	36485	
	818	13432	3694	62678	
BALL AND ROLR BRNGS FOR AUTOS					5682
100 U KINGDOM		59996		82886	
305 AUSTRIA				332	
335 GERMANY W		84		41163	
354 NETHRLNDS				1766	
375 SWEDEN		5872		7712	
400 U STATES		265331		1429259	
		331283		1563118	
BALLS ROLLERS FOR BEARINGS					5683
100 U KINGDOM				4432	
305 AUSTRIA		54		54	
327 FRANCE		3088		16866	
335 GERMANY W		2899		24542	
375 SWEDEN		12576		46349	
400 U STATES		26572		280815	
		45189		373058	
BURNISHING BALLS					5684
400 U STATES		612		4615	
		612		4615	
BALL BEARINGS AND PARTS N O P					5685
100 U KINGDOM		36795		245944	
305 AUSTRIA		9934		67001	
327 FRANCE				157	
335 GERMANY W		20589		188488	
344 ITALY		593		16666	
354 NETHRLNDS		393		1349	
375 SWEDEN		64029		265629	
376 SWITZRLND		209		2537	
400 U STATES		453111		2707678	
		585653		3495449	
BOTTLES STEEL FOR GAS					5686
100 U KINGDOM		1640		11046	
220 BERMUDA		1600		7890	
224 JAMAICA				56	
227 BAHAMAS		500		1530	
400 U STATES		166329		1364858	
		170069		1385380	
BAYONETS SWORDS FOILS MASKS					5687
100 U KINGDOM		375		3115	
327 FRANCE				1103	
335 GERMANY W		126		126	
344 ITALY				138	
400 U STATES		418		1106	
		919		5588	
MATERIALS FOR CREAM SEPARATORS					5688
GALVANIZED RANGE BOILERS	NO				5689
100 U KINGDOM	1680	14486	4375	38517	
400 U STATES	974	22687	4278	95257	
	2654	37173	8653	133774	
DRUMS CYLINDERS BARRELS TANKS					5690
100 U KINGDOM		4235		22506	
335 GERMANY W				12861	
376 SWITZRLND				338	
381 ALASKA		68		1792	
400 U STATES		276278		1246472	
		280581		1283969	
FRAMES FOR PURSES RETICULES					5691
100 U KINGDOM		5114		26899	
305 AUSTRIA		93		1681	
306 BELGIUM		2066		18020	
327 FRANCE				98	
335 GERMANY W		2130		23774	
344 ITALY		133		1747	
372 SPAIN		214		1947	
400 U STATES		14315		70100	
		24065		144266	

IMPORTS INTO CANADA FOR CONSUMPTION

Articles and Countries from which Imported	MONTH OF MAY 1957		FIVE MONTHS ENDED MAY 1957		Class Number
	Quantities	Values (\$)	Quantities	Values (\$)	
FURNITURE OF METAL					5692
100 U KINGDOM		17200		84989	
224 JAMAICA		116		116	
231 HONG KONG		1711		3719	
234 AUSTRALIA		400		400	
305 AUSTRIA				498	
306 BELGIUM		149		371	
318 DENMARK		243		4282	
327 FRANCE		378		4467	
335 GERMANY W		4548		15874	
344 ITALY		187		3470	
347 JAPAN				398	
354 NETHRLNDS		550		2626	
359 NORWAY		352		726	
375 SWEDEN		4356		4892	
376 SWITZRLND				181	
381 ALASKA		135		135	
400 U STATES		742081		3458303	
		772406		3585447	
MATERIALS FOR BUOYS					5693
100 U KINGDOM		1184		1404	
375 SWEDEN		6872		6872	
400 U STATES		29331		80517	
		37387		88793	
GOLF SHAFTS OF SEAMLESS STEEL					5694
100 U KINGDOM		6198		66660	
400 U STATES		3688		12760	
		9886		79420	
MATERIALS FOR RIFLES					5695
400 U STATES		16719		26669	
		16719		26669	
METAL PARTS FOR SHOTGUNS					5696
GUN BARRELS ROUGH BORED					5697
100 U KINGDOM				12053	
				12053	
GUNS RIFLES AIR GUNS FIREARMS					5698
100 U KINGDOM		4429		32570	
231 HONG KONG				981	
305 AUSTRIA				130	
306 BELGIUM		880		4832	
317 CZECHO S				6417	
326 FINLAND				103	
327 FRANCE		148		1269	
335 GERMANY W		2266		16944	
344 ITALY		216		2797	
359 NORWAY				152	
372 SPAIN				1025	
376 SWITZRLND				771	
400 U STATES		105135		264939	
		113074		332930	
GUNS NOT MADE IN CANADA					5699
100 U KINGDOM		11466		43880	
231 HONG KONG				2578	
305 AUSTRIA		149		1733	
306 BELGIUM		15774		67971	
317 CZECHO S				1374	
318 DENMARK				20027	
327 FRANCE		60		60	
335 GERMANY W		498		5422	
344 ITALY		2123		3593	
359 NORWAY		16507		19752	
372 SPAIN		2768		6321	
375 SWEDEN		54049		886044	
376 SWITZRLND				130	
400 U STATES		236257		1183000	
		339651		2241885	
KNIFE FORK SCISSORS BLANKS					5700
100 U KINGDOM		2066		11954	
400 U STATES		14774		49606	
		16840		61560	
METAL PARTS LOOSELEAF BINDERS					5701
100 U KINGDOM		10773		56951	
305 AUSTRIA		170		170	
400 U STATES		52101		226166	
		63044		283287	
MAGIC LANTERNS AND SLIDES					5702
100 U KINGDOM		349		2985	
327 FRANCE				630	
335 GERMANY W		3019		5080	
347 JAPAN		3714		8093	
375 SWEDEN				62	
400 U STATES		42953		271755	
		50035		288605	
PRESSED STEEL BELT PULLEYS					5703
100 U KINGDOM		82		4197	
400 U STATES		18484		73233	
		18566		77430	
RAILWAY TIES FISH PLATES IRON					5704
100 U KINGDOM	CWT	49030	345747	65299	463784
306 BELGIUM		27	180	313	2017
335 GERMANY W		176	1129	257	1625
354 NETHRLNDS				227	1551
400 U STATES		3032	21621	15632	161655
		52265	368677	81728	630632

IMPORTS INTO CANADA FOR CONSUMPTION

Articles and Countries from which Imported	MONTH OF MAY 1957		FIVE MONTHS ENDED MAY 1957		Class Number
	Quantities	Values (\$)	Quantities	Values (\$)	
RAILWAY INTERSECTION LAYOUTS 400 U STATES		7118		45010	5705
		7118		45010	
SAFES AND DOORS FOR VAULTS 100 U KINGDOM		16720		84860	5706
359 NORWAY		689		4356	
372 SPAIN				210	
375 SWEDEN		291		291	
400 U STATES		73635		413531	
		91335		503248	
STEEL WOOL 100 U KINGDOM				118	5708
359 NORWAY		2817		2817	
400 U STATES		14712		82203	
		17529		85138	
LATH OF IRON OR STEEL 100 U KINGDOM	CWT	2444	2731	28925	5709
400 U STATES		1152	3310	44670	
		3596	6041	73595	
VALVES IRON OR STEEL N O P 100 U KINGDOM		104441		405139	5713
305 AUSTRIA				2706	
318 DENMARK				136	
335 GERMANY W		2720		38974	
344 ITALY		153		812	
354 NETHRLNDS		17352		115285	
375 SWEDEN		7808		23970	
400 U STATES		1275800		6121178	
		1408274		6708200	
MANUFACTURES OF IRON STEEL NOP 100 U KINGDOM		1101915		3167414	5714
231 HONG KONG		144		2529	
234 AUSTRALIA		277		2367	
305 AUSTRIA		2229		6768	
306 BELGIUM		50		1598	
317 CZECHOS				1465	
318 DENMARK		1274		3841	
327 FRANCE		42595		67754	
335 GERMANY W		139763		405602	
344 ITALY		78623		346579	
347 JAPAN		15919		82747	
354 NETHRLNDS		9563		39759	
359 NORWAY		470		7940	
360 ISRAEL				328	
375 SWEDEN		63066		199826	
376 SWITZRLND		8451		51770	
381 ALASKA				104	
383 HAWAII		93		83	
384 P RICO		1452		2132	
387 VENEZUELA				10087	
400 U STATES		6125025		29696156	
		7590899		34096849	
COOKING STOVES COAL OR WOOD 100 U KINGDOM	NO		11	841	5715
400 U STATES		23	92	3562	
		23	103	4403	
COOKING STOVES ELEC OVER 25DOL 400 U STATES	NO	909	4032	461918	5716
		909	4032	461918	
COOKING STOVES GAS OVER 10 DOL 100 U KINGDOM	NO		12	428	5717
400 U STATES		2498	9792	878506	
		2498	9804	878934	
COOKING STOVES OIL OVER 10 DOL 100 U KINGDOM	NO		3	61	5718
344 ITALY			1	66	
400 U STATES		85	389	14729	
		85	393	14856	
FURNACES DOMESTIC HOT WATER 100 U KINGDOM				1224	5719
400 U STATES		66169		173914	
		66169		175138	
FURNACES DOMESTIC WARM AIR 400 U STATES	NO	1861	9420	1181908	5720
		1861	9420	1181908	
OIL BURNERS 400 U STATES	NO	98	665	91355	5721
		98	665	91355	
RADIATORS CAST IRON 400 U STATES	SQ FT	250	5103	1855	5722
		250	5103	1855	
ELECTRIC COOKING APPARATUS NOP 100 U KINGDOM		14843		63833	5723
327 FRANCE				65	
335 GERMANY W				718	
344 ITALY		481		481	
347 JAPAN		332		332	
400 U STATES		228773		927257	
		244429		992686	
HEATING COOKING APPARATUS NOP 100 U KINGDOM		782		6730	5724
335 GERMANY W		454		2189	
347 JAPAN				531	
354 NETHRLNDS				140	
375 SWEDEN		564		1589	
376 SWITZRLNO				75	

IMPORTS INTO CANADA FOR CONSUMPTION

Articles and Countries from which Imported	MONTH OF MAY 1957		FIVE MONTHS ENDED MAY 1957		Class Number
	Quantities	Values (\$)	Quantities	Values (\$)	
400 U STATES		312692		1539911	
PARTS HEATING AND COOKING APP		314492		1551165	
100 U KINGDOM		282		14685	5725
327 FRANCE				918	
347 JAPAN				58	
354 NETHRLNDS				70	
375 SWEDEN		87		2236	
400 U STATES		974268		5552154	
OVENS COMMERCIAL BAKERY		974637		5570121	
100 U KINGDOM				17990	5726
354 NETHRLNDS		17620		17620	
400 U STATES		88991		253020	
GAS STOVE THERMOSTATS LIGHTERS		106611		288630	
400 U STATES		5446		38570	5727
HEATERS OIL 20 DOLLARS OR OVER	NO	5446		38570	
327 FRANCE			6	120	5728
400 U STATES	5470	254585	13250	650444	
METAL STAMPINGS FOR BATHTUBS	5470	254585	13256	650564	
400 U STATES	CWT	6562	29816	510880	5729
INDUSTRIAL FURNACES AND PARTS	6562	110622	29816	510880	
100 U KINGDOM		104051		307927	5730
335 GERMANY W				5598	
354 NETHRLNDS		3449		3449	
400 U STATES		294535		1137834	
RANGE OIL BURNERS		402035		1454808	
400 U STATES	NO				5731
WATER HEATER PARTS	522	18954	1091	37962	
100 U KINGDOM	522	18954	1091	37962	5733
335 GERMANY W				1185	
400 U STATES		198		198	
WATER HEATERS GAS		70064		232136	
100 U KINGDOM		70262		233519	5734
335 GERMANY W	NO				
400 U STATES	24	1563	125	7170	
WATER HEATERS ELECTRIC			100	5080	
100 U KINGDOM			8140	426840	
335 GERMANY W			8365	439090	
400 U STATES	2699	135295			5735
WATER HEATERS N O P	2723	136858			
100 U KINGDOM	NO		14	1300	
335 GERMANY W			618	1602	
400 U STATES	356	808	7275	325363	
WATER HEATERS AND PTS	2547	95226	7907	328265	
100 U KINGDOM	2903	96034			5736
400 U STATES	NO		21	2041	
HOUSEHOLD SCALES	9	927	985	80371	
100 U KINGDOM	278	19048	1006	82412	
317 CZECHO S	287	19975			5737
335 GERMANY W	NO		318	631	
375 SWEDEN	312	455	25	93	
400 U STATES	707	1186	1501	3628	
SCALES BALANCES PARTS N O P			12	328	
100 U KINGDOM	14604	51045	74954	272094	
306 BELGIUM	15623	52686	76810	276774	
318 DENMARK					5738
335 GERMANY W		28496		75965	
354 NETHRLNDS				1709	
375 SWEDEN		12999		14603	
376 SWITZRLND				45147	
400 U STATES		659		3181	
		6858		3548	
		262413		20581	
		311425		1140012	
				1304746	

IMPORTS INTO CANADA FOR CONSUMPTION

Articles and Countries from which Imported	MONTH OF MAY 1957		FIVE MONTHS ENDED MAY 1957		Class Number
	Quantities	Values (\$)	Quantities	Values (\$)	
GROUP 6					
NONFERROUS METALS AND PRODUCTS					
ALUMINA AND BAUXITE N O P	CWT				6001
100 U KINGDOM	79	1152	226	3220	
221 B GUIANA	440170	404728	1244339	1284762	
356 SURINAM	184027	168399	791647	685024	
400 U STATES	17235	73145	271273	596788	
	641511	647424	2307485	2569794	
BAUXITE ALUMINA FOR REFINING	CWT				6002
221 B GUIANA	857472	260859	1386336	405629	
224 JAMAICA	777862	2466751	2971118	9588804	
328 FR AFRICA	2219648	604095	2281920	621043	
347 JAPAN			267085	780136	
356 SURINAM	2230210	601505	2651912	718488	
400 U STATES	14027	45306	14027	45306	
	6099219	3978516	9572398	12159406	
CRYOLITE OR KRYOLITE	CWT				6003
400 U STATES	281	3458	993	12378	
	281	3458	993	12378	
ALUMINUM PIGS INGOTS BLOCKS	CWT				6004
100 U KINGDOM	60	3172	153	7486	
400 U STATES	251	6091	1300	33766	
	311	9263	1453	41252	
ALUMINUM SCRAP	CWT				6005
400 U STATES	148	2397	1843	21909	
	148	2397	1843	21909	
ALUMINUM ANGLES CHANNELS BEAMS	CWT				6006
100 U KINGDOM	262	12691	1133	57371	
400 U STATES	602	48021	2879	225194	
	864	60712	4012	282565	
ALUMINUM BAR ROD AND WIRE RODS	CWT				6007
100 U KINGDOM	315	18697	1515	69083	
335 GERMANY W			2	132	
400 U STATES	148	9750	1857	104943	
	463	28447	3374	174158	
ALUMINUM LEAF OR FOIL					6009
100 U KINGDOM		33165		124876	
305 AUSTRIA				4882	
335 GERMANY W				478	
344 ITALY				2160	
376 SWITZRLND		100		739	
400 U STATES		58040		265256	
		91305		398391	
ALUMINUM PIPES AND TUBES	CWT				6010
100 U KINGDOM	270	14607	3264	171100	
335 GERMANY W	19	997	19	997	
400 U STATES	285	21375	864	71199	
	574	36979	4147	243296	
ALUMINUM PLATES SHEETS STRIPS	CWT				6011
100 U KINGDOM	1881	72054	10061	388728	
305 AUSTRIA	30	1016	30	1016	
335 GERMANY W	49	1732	73	3202	
376 SWITZRLND			122	5686	
400 U STATES	6010	276479	15900	851822	
	7970	351281	26186	1250454	
ALUMINUM POWDER AND PASTE	LB				6012
100 U KINGDOM			51262	15861	
400 U STATES	5850	3729	39910	23474	
	5850	3729	91172	39335	
ALUMINUM WIRE AND CABLE	CWT				6013
100 U KINGDOM			7881	258630	
400 U STATES	353	18267	1400	74899	
	353	18267	9281	333529	
ALUMINUM HOUSEHOLD HOLLOW WARE					6014
100 U KINGDOM		5587		22448	
306 BELGIUM		245		245	
327 FRANCE				51	
335 GERMANY W		709		1598	
344 ITALY		6902		27328	
347 JAPAN		1034		3938	
372 SPAIN		973		3386	
376 SWITZRLND		1541		1867	
400 U STATES		148611		663919	
		165602		724780	
ALUMINUM MANUFACTURES N O P					6015
100 U KINGDOM		184590		368733	
231 HONG KONG		1054		1439	
306 BELGIUM		55		277	
317 CZECHO S				776	
318 DENMARK		112		112	
327 FRANCE		1391		3926	
335 GERMANY W		5921		18919	
344 ITALY		4687		24009	
347 JAPAN		6107		32762	
354 NETHRLNDS		113		7205	
359 NORWAY		150		458	
365 POLAND				98	
375 SWEDEN		1378		8521	
376 SWITZRLND		3017		17687	
381 ALASKA				844	
400 U STATES		1128313		4471579	
		1336888		4957345	

IMPORTS INTO CANADA FOR CONSUMPTION

Articles and Countries from which Imported	MONTH OF MAY 1957		FIVE MONTHS ENDED MAY 1957		Class Number
	Quantities	Values (\$)	Quantities	Values (\$)	
BRASS IN BLOCKS INGOTS OR PIGS 400 U STATES	CWT 61	2724	77	3228	6021
BRASS SCRAP	CWT 61	2724	77	3228	6022
100 U KINGDOM			6	73	
220 BERMUDA	24	239	24	239	
400 U STATES	9	238	781	21378	
BRASS IN BARS AND RODS	CWT 33	477	811	21690	6023
100 U KINGDOM	650	18757	3814	109822	
335 GERMANY W	4	321	125	7306	
388 YUGO SLAV			5	133	
400 U STATES	214	11864	812	45846	
BRASS IN STRIPS SHEETS PLATES	CWT 868	30942	4756	163107	6024
100 U KINGDOM	2525	82131	10084	343547	
306 BELGIUM	73	2781	100	3847	
335 GERMANY W	3	135	33	1286	
400 U STATES	272	21216	1829	140173	
BRASS TUBING	CWT 2873	106263	12046	488853	6025
100 U KINGDOM	17	988	81	5393	
335 GERMANY W	255	15170	290	16473	
376 SWITZRLNO	5	668	37	3271	
400 U STATES	979	80783	6353	520753	
METAL CAPS FOR ELEC BATTERIES	CWT 1256	97609	6761	545890	6026
400 U STATES		4125		24757	
BRASS OR BRONZE COIN LOCKS		4125		24757	6029
400 U STATES		683		2343	
BRASS HAND PUMPS N O P		683		2343	6030
100 U KINGDOM				506	
400 U STATES		2359		10708	
BRASS VALVES PLATED OR NOT		2359		11214	6031
100 U KINGDOM		9509		53180	
306 BELGIUM		54		1133	
318 DENMARK		5716		15512	
335 GERMANY W		4441		11297	
344 ITALY		17610		35880	
347 JAPAN				18847	
354 NETHRLNOS				1391	
375 SWEDEN		2474		19185	
400 U STATES		387822		1805997	
BRASS METERS AND PARTS		427626		1962422	6032
100 U KINGDOM		3152		30198	
400 U STATES		35364		248465	
BRASS WIRE N O P	LB 5171	2078	49744	20732	6033
100 U KINGDOM	3293	2011	19589	14210	
400 U STATES	8464	4089	69333	34942	
BRASS WIRE CLOTH OR WOVEN WIRE		643		7361	6034
100 U KINGDOM				2243	
305 AUSTRIA				1446	
327 FRANCE		1446		40878	
335 GERMANY W		1286		34938	
400 U STATES		3319		86866	
BRASS MANUFACTURES N O P		6694		86866	6035
100 U KINGDOM		69249		338414	
215 INDIA		1092		4853	
231 HONG KONG		2619		7784	
306 BELGIUM		380		2372	
318 DENMARK		130		2081	
327 FRANCE		1523		5433	
335 GERMANY W		16047		42296	
344 ITALY		19371		45481	
347 JAPAN		4117		39389	
354 NETHRLNDS		2455		6551	
359 NORWAY				852	
360 ISRAEL		1360		9628	
372 SPAIN		115		1016	
375 SWEDEN		1908		8373	
376 SWITZRLNO		549		1407	
392 SYRIA				221	
400 U STATES		1051146		4656739	
BRASS WIRE FOR FOURDRINIER		1172061		5172890	6036
PLUMBERS BRASS GOODS					6037
100 U KINGDOM		5436		44524	
335 GERMANY W				479	
344 ITALY		31675		55899	
347 JAPAN		15303		36914	
354 NETHRLNDS				13777	
375 SWEDEN				450	
400 U STATES		318067		1464155	
COPPER IN BLOCKS PIGS INGOTS	CWT 17395	487041	17896	503636	6042
400 U STATES	17395	487041	17896	503636	

IMPORTS INTO CANADA FOR CONSUMPTION

Articles and Countries from which Imported	MONTH OF MAY 1957		FIVE MONTHS ENDED MAY 1957		Class Number
	Quantities	Values (\$)	Quantities	Values (\$)	
COPPER SCRAP 400 U STATES	CWT 7883	193553	66713	1769199	6043
COPPER BARS FOR ELECTRIC WIRES 400 U STATES	CWT 448	15163	14108	490782	6044
COPPER IN BARS OR ROOS N O P 100 U KINGDOM 335 GERMANY W 400 U STATES	CWT 4775	131704	4800	132960	6046
COPPER IN STRIPS SHEETS PLATES 100 U KINGDOM 400 U STATES	CWT 987	35528	4538	179207	6047
COPPER TUBING 100 U KINGDOM 400 U STATES	CWT 1026	37928	4936	213202	6048
COPPER ROLLERS FOR WALL PAPER 100 U KINGDOM 400 U STATES				24029	6049
COPPER WIRE N O P 354 NETHRLNDS 400 U STATES	LB		170	128	6050
COPPER WIRE CLOTH WOVEN WIRE 100 U KINGDOM 400 U STATES				187	6051
COPPER MANUFACTURES OF N O P 100 U KINGDOM 215 INDIA 231 HONG KONG 305 AUSTRIA 306 BELGIUM 335 GERMANY W 344 ITALY 347 JAPAN 354 NETHRLNOS 375 SWEDEN 376 SWITZRLND 392 SYRIA 400 U STATES		3576		19968	6052
LEAD IN PIGS AND BLOCKS 400 U STATES	LB			814	6061
LEAD OLD AND SCRAP 224 JAMAICA 338 HAITI 400 U STATES	LB			1001	6062
LEAD IN BARS AND SHEETS 100 U KINGDOM 400 U STATES	LB			10322	6063
LEAD PIPE	LB			4423	6064
LEAD CAPSULES FOR BOTTLES 100 U KINGDOM 354 NETHRLNOS 400 U STATES		4708		72	6065
LEAD SHOT AND BULLETS 100 U KINGDOM 400 U STATES	LB			4780	6066
LEAD MANUFACTURES N O P 100 U KINGDOM 231 HONG KONG 327 FRANCE 335 GERMANY W 347 JAPAN 354 NETHRLNOS 359 NORWAY 400 U STATES		3083		16469	6068
ROOS 90 PC NICKEL FOR WIRE 400 U STATES	LB			10322	6070
NICKEL NICKEL SILVER IN INGOTS 400 U STATES	LB			4423	6071
NICKEL BARS RODS STRIPS SHEETS 100 U KINGDOM 335 GERMANY W 359 NORWAY 400 U STATES	LB			72	6072
NICKEL SILVER BARS ROOS STRIPS 400 U STATES	LB			4780	6073
NICKEL CHROMIUM IN BARS RODS 400 U STATES	LB			14817	6074

IMPORTS INTO CANADA FOR CONSUMPTION

Articles and Countries from which Imported	MONTH OF MAY 1957		FIVE MONTHS ENDED MAY 1957		Class Number
	Quantities	Values (\$)	Quantities	Values (\$)	
NICKEL MANUFACTURES NOT PLATED					6075
100 U KINGDOM		2373		13796	
335 GERMANY W		194		194	
400 U STATES		10760		132919	
		13327		146909	
NICKEL AND PLATED HOLLOW WARE					6076
400 U STATES				249	
				249	
NICKEL PLATED WARE N O P					6077
100 U KINGDOM		22332		101227	
305 AUSTRIA		3754		4545	
306 BELGIUM				332	
327 FRANCE				919	
335 GERMANY W		19854		100830	
344 ITALY		1025		4038	
347 JAPAN		1855		7803	
354 NETHRLNDS		1912		7032	
375 SWEDEN		973		2391	
376 SWITZRLND				291	
400 U STATES		104459		496711	
		156164		726119	
ELECTRO PLATED WARE GILT WARE					6082
100 U KINGDOM		89545		398821	
207 UN SO AFR				912	
215 INDIA				1941	
231 HONG KONG		2100		14112	
305 AUSTRIA		348		4007	
306 BELGIUM				370	
317 CZECHO S		1872		3447	
318 DENMARK		2087		2087	
327 FRANCE		1551		6383	
335 GERMANY W		43204		180906	
344 ITALY		33630		57796	
347 JAPAN		25643		143825	
354 NETHRLNDS		133		3270	
372 SPAIN				685	
375 SWEDEN		425		3737	
376 SWITZRLND		3006		5323	
400 U STATES		980971		4612710	
		1184515		5440332	
GOLD SILVER SWEEPS GOLD FRINGE					6084
100 U KINGDOM				217	
327 FRANCE		773		4830	
335 GERMANY W				95	
400 U STATES		113		6539	
		943		11681	
GOLD SILVER DUTCH METAL LEAF					6085
100 U KINGDOM		5111		16830	
335 GERMANY W				2148	
400 U STATES		4366		33941	
		9477		52919	
GOLD MANUFACTURES N O P					6086
100 U KINGDOM		343		1248	
335 GERMANY W		182		2556	
344 ITALY				752	
400 U STATES		7525		32576	
		8050		37132	
PLATINUM PALLADIUM IRIDIUM					6087
100 U KINGDOM		536461		6446176	
400 U STATES		40458		110204	
		576919		6556380	
PLATINUM CRUCIBLES					6088
400 U STATES		49546		542361	
		49546		542361	
PLAT RETORT FOR SULPHURIC ACID					6089
BLACK OXIDE COPPER FOR COLOURS	LB				6090
SILVER UNMANUFACTURED	OZ				6091
400 U STATES		448	389	448	389
		448	389	448	389
COIN FOREIGN EXCEPT GOLD					6092
TOILET ARTICLES OF STERLING					6093
100 U KINGDOM		840		3535	
335 GERMANY W		235		307	
400 U STATES		59		1425	
		1134		5267	
SILVER MANUFACTURES N O P					6094
100 U KINGDOM		33288		133200	
217 CEYLON		50		50	
231 HONG KONG		128		128	
306 BELGIUM		163		163	
318 DENMARK		1613		11600	
327 FRANCE		408		706	
335 GERMANY W		2251		11384	
344 ITALY		124		427	
347 JAPAN		119		119	
352 MEXICO				719	
354 NETHRLNDS				75	
359 NORWAY		126		292	
375 SWEDEN		1390		2885	
376 SWITZRLND		50		215	
400 U STATES		35422		80433	
		75132		242396	

IMPORTS INTO CANADA FOR CONSUMPTION

Articles and Countries from which Imported	MONTH OF MAY 1957		FIVE MONTHS ENDED MAY 1957		Class Number
	Quantities	Values (\$)	Quantities	Values (\$)	
TIN BLOCKS PIGS OR BARS	CWT				6101
100 U KINGDOM	1532	142456	3065	289330	
218 MALAYA	5376	496821	13328	1263362	
306 BELGIUM	2240	206179	9408	875731	
354 NETHRLNDS	3472	320997	6496	607111	
400 U STATES	337	32257	6319	616212	
	12957	1198710	38616	3651746	
TINFOIL	LB				6102
400 U STATES	1100	1528	6533	6465	
	1100	1528	6533	6465	
COLLAPSIBLE TUBES OF METAL					6103
100 U KINGDOM				426	
400 U STATES		3453		15038	
		3453		15464	
ZINC BLOCKS PIGS BARS PLATES	CWT				6112
400 U STATES	246	5082	502	11632	
	246	5082	502	11632	
ZINC STRIP AND SHEETS	CWT				6113
100 U KINGDOM	23	331	246	4374	
306 BELGIUM	206	5800	1378	28075	
335 GERMANY W	610	11218	3281	56987	
400 U STATES	882	24780	8149	228736	
	1721	42129	13054	318172	
ZINC DUST	CWT				6115
100 U KINGDOM	1622	26285	4734	72010	
354 NETHRLNDS				141	
400 U STATES	1294	23057	2275	39707	
	2916	49342	7013	111858	
ZINC MANUFACTURES N O P					6116
100 U KINGDOM		1549		6017	
231 HONG KONG		2697		4958	
306 BELGIUM		2286		2286	
318 DENMARK				122	
327 FRANCE		282		564	
335 GERMANY W		2359		4296	
344 ITALY		689		689	
347 JAPAN		53		4090	
354 NETHRLNDS		372		372	
400 U STATES		188550		994907	
		198837		1018301	
ZINC SLUGS FOR DRY BATTERIES					6117
400 U STATES		21820		99319	
		21820		99319	
ALLOYS OF COPPER					6119
100 U KINGDOM		4480		10442	
400 U STATES		43792		165617	
		48272		176059	
ALLOYS OF MAGNESIUM					6120
100 U KINGDOM				1124	
400 U STATES		7445		123498	
		7445		124622	
BABBITT METAL IN BLOCKS BARS	CWT				6121
100 U KINGDOM			43	2638	
400 U STATES	6	651	80	7288	
	6	651	123	9926	
BRITANNIA METAL AND MFRS					6123
100 U KINGDOM		188		2676	
318 DENMARK				120	
400 U STATES		7443		9401	
		7631		12197	
CHROMIUM TUNGSTEN FOR ALLOYS	LB				6124
100 U KINGDOM	15680	14022	47811	49551	
305 AUSTRIA			20	309	
354 NETHRLNDS			21	361	
400 U STATES	4669	22267	27725	144374	
	20349	36289	75577	194595	
ALLOY SLUGS CAST WITH DIAMONDS					6125
400 U STATES		918		10443	
		918		10443	
PHOSPHOR TIN PHOSPHOR BRONZE	LB				6126
100 U KINGDOM	60160	35206	399878	249156	
335 GERMANY W	33600	25001	123843	90744	
400 U STATES	18944	17232	54775	49640	
	112704	77439	578496	389540	
WATCHES OVER ONE JEWEL					6127
100 U KINGDOM		101		576	
231 HONG KONG		116		367	
305 AUSTRIA				50	
327 FRANCE		371		13227	
335 GERMANY W		5854		38220	
376 SWITZRLND		85369		356617	
383 HAWAII				200	
400 U STATES		2776		12150	
		94587		421407	
WATCHES ONE OR NO JEWEL					6128
305 AUSTRIA				1918	
335 GERMANY W		940		5293	
375 SWEDEN				650	
376 SWITZRLND		40637		213492	
400 U STATES		121		2718	
		41698		224071	
WATCH ACTIONS OVER ONE JEWEL					6129
100 U KINGDOM				7136	
327 FRANCE		10125		35494	
335 GERMANY W		35231		192592	
376 SWITZRLND		413795		1802412	

IMPORTS INTO CANADA FOR CONSUMPTION

Articles and Countries from which Imported	MONTH OF MAY 1957		FIVE MONTHS ENDED MAY 1957		Class Number
	Quantities	Values (\$)	Quantities	Values (\$)	
400 U STATES		13394		58483	
WATCH ACTIONS ONE OR NO JEWEL		472545		2096117	6130
100 U KINGDOM		28328		115361	
376 SWITZRLND		16321		43649	
400 U STATES		753		824	
CLOCKS N O P		45402		159834	6131
NO					
100 U KINGDOM	248	2088	2095	11973	
318 DENMARK	3	460	3	460	
327 FRANCE	14	249	16	466	
335 GERMANY W	11016	51757	26736	138972	
347 JAPAN	588	1059	768	1626	
354 NETHRLNDS			400	2341	
375 SWEDEN	8	170	20	412	
376 SWITZRLND	276	4459	576	10930	
400 U STATES	12240	61850	56269	280184	
CLOCK MOVEMENTS AND CASES	24393	122092	86883	447364	6132
100 U KINGDOM		6460		18266	
335 GERMANY W		2175		15168	
344 ITALY		55		55	
359 NORWAY		1109		1277	
376 SWITZRLND				7151	
400 U STATES		13760		52136	
PARTS OF CLOCK MOVEMENTS		23559		94053	6133
100 U KINGDOM		306		32881	
335 GERMANY W		2311		4668	
354 NETHRLNDS		2215		5026	
359 NORWAY		2242		10388	
376 SWITZRLND		275		603	
400 U STATES		45312		215715	
TIME RECORDERS		52661		269281	6134
100 U KINGDOM		2628		7008	
225 TRINIDAD				6980	
335 GERMANY W		1962		2942	
376 SWITZRLND		377		2301	
400 U STATES		11136		75639	
ALARM CLOCKS		16103		94870	6135
NO					
100 U KINGDOM			7685	9577	
327 FRANCE	2000	2500	7000	8801	
335 GERMANY W	41978	73228	158559	272595	
340 HUNGARY	1550	949	1550	949	
344 ITALY			32	57	
347 JAPAN	36	197	240	633	
376 SWITZRLND	422	2496	2458	9674	
400 U STATES	1322	5254	4722	14124	
WATCH CASES AND PARTS	47308	84624	182246	316410	6136
100 U KINGDOM		6468		15497	
231 HONG KONG		974		3918	
327 FRANCE		12131		56168	
335 GERMANY W		9679		54158	
347 JAPAN		123		809	
354 NETHRLNDS				135	
376 SWITZRLND		30264		144022	
400 U STATES		63127		447576	
PARTS OF WATCH MOVEMENTS		122766		722283	6138
100 U KINGDOM		149		9595	
327 FRANCE		104		5664	
335 GERMANY W		2486		11821	
347 JAPAN				341	
376 SWITZRLND		19234		154078	
400 U STATES		17296		82826	
BATTERIES FLASHLIGHT AND PARTS		39269		264325	6139
231 HONG KONG		4565		13988	
347 JAPAN				251	
400 U STATES		13398		61359	
BATTERIES HEARING AID AND PTS		17963		75598	6140
400 U STATES		35169		139845	
BATTERIES ELECTRIC PRIMARY NOP		35169		139845	6141
100 U KINGDOM		4353		8702	
231 HONG KONG				1443	
327 FRANCE		70		2720	
335 GERMANY W		196		4284	
347 JAPAN				7857	
400 U STATES		52251		228887	
BATTERIES STORAGE N O P PARTS		59558		253893	6142
100 U KINGDOM		35448		212633	
327 FRANCE		5407		30237	
335 GERMANY W		2223		7283	
400 U STATES		137034		827920	
APPARATUS ELECTRIC HEATING NOP		180112		1078073	6143
100 U KINGDOM		4114		16668	
318 DENMARK				65	
335 GERMANY W		2187		14101	
354 NETHRLNDS				111	

IMPORTS INTO CANADA FOR CONSUMPTION

121

Articles and Countries from which Imported	MONTH OF MAY 1957		FIVE MONTHS ENDED MAY 1957		Class Number
	Quantities	Values (\$)	Quantities	Values (\$)	
375 SWEDEN		459		459	
376 SWITZRLND				61	
384 PRICO				3627	
400 U STATES		157364		744121	
		164124		779213	
DYNAMOS GENERATORS AND PTB NOP					6144
100 U KINGDOM		197304		1261761	
318 DENMARK				67	
335 GERMANY W		16921		55726	
347 JAPAN				1498	
354 NETHRLNDS		1197		1197	
375 SWEDEN				377	
376 SWITZRLND		77798		82841	
381 ALASKA				605	
400 U STATES		1520969		6590843	
		1814189		7994915	
FUSES FUSE PLUGS CUTDUTS PARTS					6145
100 U KINGDOM		7112		55025	
318 DENMARK		118		118	
327 FRANCE		2881		4616	
335 GERMANY W				152	
376 SWITZRLNO				390	
400 U STATES		156864		637777	
		166975		698078	
FLUORESCENT TUBES ARC LAMPS					6146
100 U KINGDOM	NO	546	283	1101	
347 JAPAN	110		500	323	
354 NETHRLNDS	1512	313	1512	313	
400 U STATES	58950	60133	218467	223593	
	60572	60992	220762	225330	
LAMPS ELECTRIC CARBON FILAMENT					6147
400 U STATES	NO	119	820	220	
	550	119	820	220	
LAMPS ELECTRIC METAL FILAMENT					6148
100 U KINGDOM	NO	674	72455	4898	
231 HONG KONG	4151		16680	1314	
305 AUSTRIA			690	707	
306 BELGIUM			18509	2366	
335 GERMANY W	4150	395	12289	1540	
347 JAPAN	1236000	19973	2604650	55217	
354 NETHRLNOS	22159	3922	457659	36391	
375 SWEDEN			200	556	
400 U STATES	1157273	314329	7522190	1766358	
	2423733	339293	10705322	1869347	
LIGHTS HEAD SIDE TAIL TORCHES					6149
100 U KINGDOM		4180		35820	
231 HONG KONG		42081		146418	
317 CZECHO S				135	
327 FRANCE				385	
335 GERMANY W		8284		18535	
347 JAPAN		3001		21923	
354 NETHRLNDS				1068	
400 U STATES		157844		644976	
		215390		869260	
ELECTRIC LIGHT FIXTURES N O P					6150
100 U KINGDOM		4348		36382	
215 INDIA		124		201	
231 HONG KONG		262		2330	
234 AUSTRALIA		52		52	
305 AUSTRIA		848		2707	
313 CHINA				203	
317 CZECHO S		5572		14568	
318 DENMARK		1453		5256	
327 FRANCE		1215		10210	
335 GERMANY W		9501		57943	
344 ITALY		2170		20082	
347 JAPAN		1743		11207	
354 NETHRLNDS		3494		10026	
359 NORWAY		578		2442	
372 SPAIN		2332		5259	
375 SWEDEN		611		3214	
376 SWITZRLND		2072		2072	
383 HAWAII				84	
389 IRELAND				340	
400 U STATES		517796		2589190	
		554171		2773768	
LIGHTNING ARRESTERS REACTORS					6151
100 U KINGDOM		14086		38960	
327 FRANCE				7723	
375 SWEDEN		523		4236	
376 SWITZRLNO		7217		19829	
400 U STATES		59734		298901	
		81560		369649	
MAGNETOS FOR GAS ENGINES					6152
400 U STATES		3418		65094	
		3418		65094	
METERS ELECTRIC AND PARTS NOP					6153
100 U KINGDOM		27995		136853	
305 AUSTRIA				257	
318 DENMARK		959		1053	
327 FRANCE		350		350	
335 GERMANY W		409		1218	
347 JAPAN		1213		8205	
354 NETHRLNOS				473	
375 SWEDEN				68	
376 SWITZRLNO		3253		14807	

IMPORTS INTO CANADA FOR CONSUMPTION

Articles and Countries from which Imported	MONTH OF MAY 1957		FIVE MONTHS ENDED MAY 1957		Class Number
	Quantities	Values (\$)	Quantities	Values (\$)	
400 U STATES		215348		1180375	
MOTORS ELECTRIC UNDER 10 DOL		249527		1343659	
100 U KINGDOM	NO				6154
335 GERMANY W	1266	3241	3975	19597	
354 NETHRLNDS	70	85	100	184	
376 SWITZRLND	930	2457	2339	5892	
400 U STATES				98	
	10258	25664	11	146684	
	12524	31447	44094	172455	
MOTORS ELECTRIC NOP AND PARTS			50519	172455	6155
100 U KINGDOM		267128		1464961	
306 BELGIUM		3762		27354	
318 DENMARK		524		599	
327 FRANCE				1204	
335 GERMANY W		4399		11775	
344 ITALY				5417	
347 JAPAN		183		345	
354 NETHRLNDS				7572	
359 NORWAY				139	
361 PANAMA				181	
375 SWEDEN		1596		8415	
376 SWITZRLND		272		4397	
381 ALASKA				214	
400 U STATES		1657654		8358010	
		1935518		9890583	
RHEOSTATS CONTROLLERS STARTERS					6156
100 U KINGDOM		27393		173090	
231 HONG KONG		380		3922	
318 DENMARK		2788		4820	
335 GERMANY W		5254		7211	
359 NORWAY		71		71	
375 SWEDEN				120	
376 SWITZRLND		11660		18307	
400 U STATES		981258		4713696	
		1028804		4921237	
SAD IRONS ELECTRIC AND PARTS					6157
100 U KINGDOM		7249		25251	
335 GERMANY W		68		68	
400 U STATES		40492		212585	
		47809		237904	
SELFCONTAINED LIGHTING OUTFITS					6158
100 U KINGDOM				810	
400 U STATES		523		16875	
		523		17685	
SOCKETS OUTLETS RECEPTACLES					6159
100 U KINGDOM		151		2679	
335 GERMANY W				2234	
400 U STATES		152119		927325	
		152270		932238	
SPARK PLUGS MAGNETOS IGNITION					6160
100 U KINGDOM		5993		25113	
335 GERMANY W		413		647	
400 U STATES		96446		425537	
		102852		451297	
SWITCHES SWITCHBOARDS AND PTS					6161
100 U KINGDOM		117421		621599	
305 AUSTRIA		494		1737	
318 DENMARK		89		89	
327 FRANCE		14122		82570	
335 GERMANY W		4405		19026	
347 JAPAN				7607	
354 NETHRLNDS		948		2265	
375 SWEDEN		29301		91238	
376 SWITZRLND		249429		648589	
400 U STATES		1056942		5278291	
		1473151		6753011	
SWITCHGEAR FOR MINES					6162
100 U KINGDOM		659		17024	
400 U STATES		2763		14542	
		3422		31566	
TELEGRAPH APPARATUS AND PARTS					6163
100 U KINGDOM		108498		455914	
234 AUSTRALIA				1102	
335 GERMANY W		73278		220823	
400 U STATES		463340		3097475	
		645116		3775314	
TELEPHONE APPARATUS AND PARTS					6164
100 U KINGDOM		254849		898124	
306 BELGIUM				12282	
318 DENMARK		1069		1069	
335 GERMANY W		938		7813	
354 NETHRLNDS				257	
375 SWEDEN		4147		13535	
376 SWITZRLND				2738	
400 U STATES		1756432		7712303	
		2017435		8648121	
TRANSFORMERS AND PARTS N O P					6165
100 U KINGDOM		169051		592459	
318 DENMARK				444	
327 FRANCE				37153	
335 GERMANY W		393		2147	
344 ITALY				1215	
347 JAPAN		463		1711	
354 NETHRLNDS		1444		7089	
375 SWEDEN		2493		51226	
376 SWITZRLND		22015		136429	

IMPORTS INTO CANADA FOR CONSUMPTION

Articles and Countries from which Imported	MONTH OF MAY 1957		FIVE MONTHS ENDED MAY 1957		Class Number
	Quantities	Values (\$)	Quantities	Values (\$)	
400 U STATES		798925		2969591	
RADIO TUBES		994784		3799464	6166
100 U KINGDOM	N0	4473	14989	47175	
335 GERMANY W		1250	2750	1056	
354 NETHRLNDS		47720	253646	105608	
375 SWEDEN			1025	4096	
400 U STATES		443213	2336428	2584742	
RADIO APPARATUS N O P		496656	2608838	2742677	6167
100 U KINGDOM		333331		1926070	
234 AUSTRALIA				591	
305 AUSTRIA		378		2118	
306 BELGIUM		160		160	
318 DENMARK		349		3602	
327 FRANCE				7903	
335 GERMANY W		14584		60389	
344 ITALY		414		11896	
347 JAPAN		3189		32260	
354 NETHRLNDS		13549		93003	
375 SWEDEN		3019		7998	
376 SWITZRLND				7615	
400 U STATES		2732232		11733428	
ELECTRIC DRY SHAVING MACHINES		3101205		13887033	6168
100 U KINGDOM				704	
305 AUSTRIA				5785	
306 BELGIUM				1680	
327 FRANCE		101		101	
335 GERMANY W		15235		46455	
347 JAPAN		2940		5598	
354 NETHRLNDS		109220		237257	
376 SWITZRLND				5705	
384 P RICO				11464	
400 U STATES		417781		1395069	
ELECT STEAM GENERATORS AND PTS	N0	545277		1709818	6169
100 U KINGDOM		140912	1	2047394	
376 SWITZRLND				3120	
400 U STATES		18664	5	363099	
ELECTRIC APPARATUS N O P		159576	6	2413613	6170
100 U KINGDOM		197047		863399	
234 AUSTRALIA				2978	
305 AUSTRIA		166		2445	
306 BELGIUM		1214		2801	
318 DENMARK		347		3630	
327 FRANCE		2984		18658	
335 GERMANY W		8708		35012	
344 ITALY		216		2487	
347 JAPAN		7355		23142	
352 MEXICO		161		161	
354 NETHRLNDS		1659		27508	
375 SWEDEN		8291		43855	
376 SWITZRLND		31884		100874	
381 ALASKA		63		63	
384 P RICO				460	
390 GERMANY E		244		244	
400 U STATES		2621847		13270301	
ELECTRIC PRECISION INSTRUMENTS		2882186		14398018	6171
100 U KINGDOM		65713		286539	
207 UN SO AFR		16570		33130	
225 TRINIDAD		2134		7202	
305 AUSTRIA				184	
318 DENMARK		2317		10501	
327 FRANCE				814	
335 GERMANY W		11329		66716	
347 JAPAN				4984	
354 NETHRLNDS		5364		42004	
375 SWEDEN		112		112	
376 SWITZRLND		123		10973	
400 U STATES		1090891		5056659	
ELECTRIC OR GAS WELDING APP		1194553		5519818	6172
100 U KINGDOM		5452		49369	
305 AUSTRIA				555	
318 DENMARK		691		691	
327 FRANCE		1660		5002	
335 GERMANY W		2557		5379	
375 SWEDEN				308	
376 SWITZRLND		19212		23022	
383 HAWAII		168		168	
400 U STATES		798481		3318494	
RADIO RECEIVING SETS	N0	828221		3402988	6173
100 U KINGDOM		536	1651	68762	
231 HONG KONG			1	75	
305 AUSTRIA			49	2508	
335 GERMANY W		697	2739	150513	
347 JAPAN		7245	16277	124234	
354 NETHRLNDS		252	355	13576	
359 NORWAY		1	1	165	
400 U STATES		3436	21448	571718	
		12167	42521	931551	
		232491			

IMPORTS INTO CANADA FOR CONSUMPTION

Articles and Countries from which Imported	MONTH OF MAY 1957		FIVE MONTHS ENDED MAY 1957		Class Number
	Quantities	Values (\$)	Quantities	Values (\$)	
TELEVISION RECEIVING SETS					
400 U STATES	NO				6174
	222	26082	1092	107950	
	222	26082	1092	107950	
RADIO SET PARTS TARIFF 4450					6175
100 U KINGDOM		190306		672438	
318 DENMARK				1133	
327 FRANCE		193		1123	
335 GERMANY W		17307		28125	
344 ITALY				319	
347 JAPAN				248	
354 NETHRLNDS		32855		212157	
376 SWITZRLND		1748		4177	
400 U STATES		325081		1423386	
		567490		2343106	
RADIO TUBE PARTS TARIFF 445P					6176
100 U KINGDOM		1929		14875	
305 AUSTRIA				464	
344 ITALY		75		773	
354 NETHRLNDS		1842		10324	
400 U STATES		410493		1908680	
		414339		1935116	
SOUND EQUIPMENT N O P					6177
100 U KINGDOM		18843		53734	
234 AUSTRALIA				651	
306 BELGIUM				2602	
318 DENMARK				385	
335 GERMANY W		2205		4947	
344 ITALY				69	
347 JAPAN		2746		7595	
354 NETHRLNDS		150		7230	
375 SWEDEN		186		186	
376 SWITZRLND				1970	
400 U STATES		306006		1149515	
		330136		1228884	
TAPE RECORDERS AND PARTS					6178
100 U KINGDOM	NO				
335 GERMANY W	5	1200	84	12293	
344 ITALY	33	3026	117	9860	
347 JAPAN	4	141	6	210	
354 NETHRLNDS			2	318	
375 SWEDEN	4	749	259	15748	
376 SWITZRLND	2	222	2	222	
400 U STATES	1277	136501	5767	757563	
	1325	141839	6244	798543	
LIGHTING FIXTURES GAS COAL OIL					6181
100 U KINGDOM		413		4947	
231 HONG KONG		5255		10439	
305 AUSTRIA				189	
327 FRANCE				577	
335 GERMANY W		483		5561	
344 ITALY				365	
347 JAPAN		4100		24306	
354 NETHRLNDS				7817	
372 SPAIN				567	
400 U STATES		47247		155833	
		57498		210601	
GAS MANTLES GAS BURNERS					6182
100 U KINGDOM				168	
400 U STATES		6483		33320	
		6483		33488	
GAS METERS AND PARTS					6183
100 U KINGDOM		12801		86320	
400 U STATES		354570		1177377	
		367371		1263697	
PLATES CYLINDERS ENGRAVERS					6191
100 U KINGDOM		1404		9979	
335 GERMANY W				131	
354 NETHRLNDS		600		3435	
376 SWITZRLND		113		113	
400 U STATES		68685		398893	
		70802		412551	
PLATES PRINTING 2 COLOURS					6192
100 U KINGDOM		3037		8818	
376 SWITZRLND				150	
400 U STATES		11869		89997	
		14906		98965	
PLATES FOR PRINTING MUSIC					6193
354 NETHRLNDS				100	
400 U STATES		21398		156358	
		21398		156458	
STEREOTYPES ELECTROTYPES NOP					6194
400 U STATES	SO IN	3014	71419	14479	
	18859	3014	71419	14479	
	18859	3014	71419	14479	
MATRICES FOR STEREOTYPES 475A					6195
400 U STATES	SO IN	367	768594	3494	
	26512	367	768594	3494	
	26512	367	768594	3494	
STEREOTYPES FOR BOOKS					6196
100 U KINGDOM	SO IN		54860	11354	
327 FRANCE		400	4224	400	
400 U STATES		385681	1792878	128274	
		26152	1851962	140028	
		389905	26552	1851962	
		160199	12797	1368419	
		168720	13284	1380027	
STEREOTYPES FOR ADVERTISEMENTS					6197
100 U KINGDOM	SO IN		1231	116	
335 GERMANY W		8521	8521	487	
354 NETHRLNDS			1856	51	
400 U STATES		160199	1368419	61864	
		168720	13284	62518	

IMPORTS INTO CANADA FOR CONSUMPTION

Articles and Countries from which Imported	MONTH OF MAY 1957		FIVE MONTHS ENDED MAY 1957		Class Number
	Quantities	Values (\$)	Quantities	Values (\$)	
TYPE METAL IN BLOCKS PLATES	LB				6198
TYPE PRINTING CHASES QUOINS					6199
100 U KINGDOM		703		9606	
231 HONG KONG				152	
318 DENMARK		113		235	
335 GERMANY W		349		4259	
336 GREECE				337	
354 NETHRLNDS		636		636	
400 U STATES		14529		89340	
		16330		104565	
PRINTG PLATES FOR PUBLICATIONS					6200
100 U KINGDOM		249		549	
354 NETHRLNDS				175	
400 U STATES		33988		219578	
		34237		220302	
MOULDING MATERIAL ELECTROTYPE					6201
100 U KINGDOM		155		492	
400 U STATES		2061		16140	
		2216		16632	
TUNGSTEN BEARING ORES	CWT				6208
CHROME ORE	CWT				6210
205 RHOD NYAS	66339	96660	127185	175434	
207 UN SO AFR	219935	151824	219935	151824	
400 U STATES	996	2581	39153	82737	
	287270	251065	386273	409995	
ANTIMONY OR REGULUS OF	LB				6211
100 U KINGDOM	80000	20361	135115	31384	
231 HONG KONG	66138	11902	66138	11902	
306 BELGIUM			33600	7847	
313 CHINA			154316	27055	
	146138	32263	389169	78188	
BISMUTH METALLIC NATURAL	LB				6212
400 U STATES	5304	11361	6334	13569	
	5304	11361	6334	13569	
COBALT ORE	CWT				6215
400 U STATES			8	563	
			8	563	
MANGANESE ORE	CWT				6216
100 U KINGDOM	474	7837	728	12448	
309 BRAZIL			2240	5790	
327 FRANCE	22	115	22	115	
400 U STATES	130583	402347	937471	2633625	
	131079	410299	940461	2651978	
ORES OF METALS N O P	CWT				6217
100 U KINGDOM			341	3858	
363 PERU	67972	490030	162395	1246951	
400 U STATES	3162	30767	27191	135758	
	71134	520797	189927	1386567	
MERCURY OR QUICKSILVER	LB				6218
100 U KINGDOM			424	1565	
352 MEXICO	36795	104289	78437	229225	
363 PERU			7400	24264	
372 SPAIN			7600	21906	
400 U STATES	25638	79078	62122	200174	
	62433	183367	155983	477134	
ANODES NICKEL ZINC COPPER ETC					6219
400 U STATES		1858		9393	
		1858		9393	
ARTICLES FOR AGRIC IMPLEMENTS					6220
100 U KINGDOM		557		1522	
400 U STATES		28057		187795	
		28614		189317	
ARTICLES FOR STORAGE BATTERIES					6221
400 U STATES		34060		129813	
		34060		129813	
BELLS FOR CHURCHES					6222
100 U KINGDOM				439	
327 FRANCE		17202		29906	
354 NETHRLNDS		11455		11455	
376 SWITZRLND				1570	
400 U STATES		5014		50407	
		33671		93777	
BELLS AND GONGS N O P					6223
100 U KINGDOM		195		1817	
215 INDIA				108	
306 BELGIUM				1875	
327 FRANCE		58		58	
335 GERMANY W		1468		6282	
347 JAPAN				503	
354 NETHRLNOS		259		384	
400 U STATES		17336		82807	
		19316		93834	
SLIDE OR ZIPPER FASTENERS					6225
100 U KINGDOM		361		1475	
335 GERMANY W				229	
347 JAPAN		604		604	
400 U STATES		12215		51239	
		13180		53547	
BUCKLES CLASPS EYELETS HOOKS					6226
100 U KINGDOM		13339		52750	
231 HONG KONG				400	
305 AUSTRIA				60	
317 CZECHO S				1481	
327 FRANCE				56	

IMPORTS INTO CANADA FOR CONSUMPTION

Articles and Countries from which Imported	MONTH OF MAY 1957		FIVE MONTHS ENDED MAY 1957		Class Number
	Quantities	Values (\$)	Quantities	Values (\$)	
335 GERMANY W		2151		16957	
344 ITALY		242		493	
347 JAPAN				51	
354 NETHRLNOS		564		931	
376 SWITZRLND		364		1155	
400 U STATES		135976		700498	
		152636		774832	
CAGES ANIMAL OF WIRE AND PARTS					6227
100 U KINGDOM		1494		9068	
306 BELGIUM		551		551	
335 GERMANY W		816		3018	
400 U STATES		9387		43689	
		12248		56326	
CHRONOMETERS COMPASSES SHIPS					6228
100 U KINGDOM		4752		62955	
335 GERMANY W		608		919	
375 SWEDEW		209		209	
400 U STATES		11601		69666	
		17170		133749	
METAL ARTICLES FOR JEWELLERY					6229
100 U KINGDOM		472		1146	
335 GERMANY W		287		3316	
347 JAPAN				299	
400 U STATES		28386		156843	
		29145		161604	
ARTICLES FOR USE IN FISHERIES					6230
100 U KINGDOM		2150		16556	
318 DENMARK		373		484	
327 FRANCE				665	
335 GERMANY W				75	
347 JAPAN		9470		28833	
354 NETHRLNDS		1014		3104	
359 NORWAY		76		128	
366 PORTUGAL		317		2942	
400 U STATES		19392		67328	
		32792		120115	
ARTICLES N O P FOR MFR SHIPS					6232
100 U KINGDOM		176258		573632	
335 GERMANY W		6995		18825	
359 NORWAY		356		2197	
375 SWEDEW				24358	
400 U STATES		324007		1714507	
		507616		2333519	
ELEMENTS FOR LAMP FILAMENTS					6233
305 AUSTRIA		8513		25995	
354 NETHRLNDS		1387		20122	
400 U STATES		164198		668736	
		174098		714853	
METAL PTS FOR COVERED BUTTONS					6234
400 U STATES		8879		40659	
		8879		40659	
NAILS TACKS BRASS OR COPPER					6235
100 U KINGDOM		174		224	
400 U STATES		1709		8836	
		1883		9060	
PATTERNS OF METAL NOT MODELS					6236
400 U STATES		22362		857566	
		22362		857566	
UMBRELLA PARTS EXCEPT FABRIC					6237
100 U KINGDOM		319		757	
306 BELGIUM				149	
327 FRANCE				1597	
335 GERMANY W		7495		22898	
344 ITALY		236		1099	
347 JAPAN				1829	
400 U STATES		13191		125527	
		21241		153856	
RIVETS BURRS BRASS OR COPPER					6238
100 U KINGDOM		173		707	
400 U STATES		14122		74559	
		14295		75266	
SCREWS OF METAL N O P					6240
100 U KINGDOM		90		626	
231 HONG KONG		1821		1821	
306 BELGIUM		837		1016	
335 GERMANY W		1571		4673	
375 SWEDEW				326	
400 U STATES		11090		47644	
		15409		56106	
SHOE AND CORSET EYELETS HOOKS					6241
100 U KINGDOM		309		309	
327 FRANCE				776	
335 GERMANY W		2820		2820	
344 ITALY		2491		8791	
400 U STATES		21243		105318	
		26863		118014	
TIPS STUOS FOR CORSET CLASPS					6242
100 U KINGDOM		97		155	
400 U STATES		593		1726	
		690		1881	
TRACTION ENGINE MATERIALS					6243
WIRE FOR SHOE NAILING MACHINES	LB				6245
400 U STATES			2200	1682	
			2200	1682	

IMPORTS INTO CANADA FOR CONSUMPTION

127

Articles and Countries from which Imported	MONTH OF MAY 1957		FIVE MONTHS ENDED MAY 1957		Class Number
	Quantities	Values (\$)	Quantities	Values (\$)	
WIRE NON FERROUS COVERED					6247
100 U KINGDOM		524427		1622406	
335 GERMANY W		6877		28411	
344 ITALY				1585	
354 NETHRLNDS		164		244	
376 SWITZRLND				60	
400 U STATES		360590		1883464	
		892058		3536170	
WIRE TINSEL FOR BRAIDS CORDS					6248
335 GERMANY W		1750		16355	
400 U STATES		1239		1784	
		2989		18139	
WIRE STRANDED NON FERROUS					6249
100 U KINGDOM		20018		42009	
335 GERMANY W		1124		3322	
354 NETHRLNDS				2026	
400 U STATES		19944		82046	
		41086		129403	
WIRE NON FERROUS N O P					6250
100 U KINGDOM		2712		31772	
327 FRANCE				390	
335 GERMANY W		451		757	
354 NETHRLNDS				86	
375 SWEDEN		1285		5541	
400 U STATES		30883		176569	
		35331		215115	
NON FERROUS METALS AND PRODUCT					6251
100 U KINGDOM		43331		178059	
314 COLOMBIA		2479		2479	
327 FRANCE				1016	
335 GERMANY W		181		3614	
347 JAPAN		201		3882	
354 NETHRLNDS		226		914	
375 SWEDEN		72		2153	
400 U STATES		922887		8137777	
		969377		8329894	
PARTS FOR MFR OF SHUTTLES					6252
335 GERMANY W				318	
400 U STATES		7016		54286	
		7016		54604	
HINGES FOR JEWELLERY BOXES					6253
400 U STATES		4642		21230	
		4642		21230	
MATERIALS FOR MFR MINING MACH					6254
335 GERMANY W				607	
400 U STATES		4772		15880	
		4772		16487	
METAL POWDER FRICTION MATERIAL					6256
100 U KINGDOM		1281		1920	
400 U STATES		449		4818	
		1730		6738	
RESIDUES NON FERROUS	CWT				6257
100 U KINGDOM	2582	16328	9514	74704	
400 U STATES	4695	79258	11706	191097	
	7277	95586	21220	265801	
TUNGSTEN CARBIDE INSERTS					6258
375 SWEDEN		93933		315828	
400 U STATES		42353		223244	
		136286		539072	
TUNGSTEN CARBIDE TIPS BLANKS					6259
100 U KINGDOM		146		769	
335 GERMANY W		255		553	
354 NETHRLNDS				169	
375 SWEDEN		6093		26946	
400 U STATES		7742		59510	
		14236		87947	
CIGARETTE LIGHTERS	DOZ				6260
100 U KINGDOM		71	67	1033	
305 AUSTRIA	100	142	7910	14048	
327 FRANCE	4	103	17	248	
335 GERMANY W	668	6845	2347	16488	
347 JAPAN	22689	45625	94332	219179	
354 NETHRLNDS			173	978	
376 SWITZRLND			76	4088	
400 U STATES	136	1184	1489	8603	
	23597	53970	106411	264665	

IMPORTS INTO CANADA FOR CONSUMPTION

Articles and Countries from which Imported	MONTH OF MAY 1957		FIVE MONTHS ENDED MAY 1957		Class Number
	Quantities	Values (\$)	Quantities	Values (\$)	
GROUP 7					
NON METALLIC MINERALS					
ASBESTOS PACKING	LB				7001
100 U KINGDOM	27100	12846	116863	64847	
335 GERMANY W			313	272	
400 U STATES	12761	16363	66380	78955	
	39861	29209	183496	144074	
ASBESTOS BRAKE LINING FOR AUTO					7002
100 U KINGDOM		284		3255	
335 GERMANY W		415		2237	
400 U STATES		26963		145533	
		27662		151025	
ASBESTOS MANUFACTURES N O P					7003
100 U KINGDOM		149402		434635	
207 UN SO AFR		19080		25601	
306 BELGIUM				5928	
327 FRANCE		3217		3217	
335 GERMANY W		290		387	
344 ITALY		913		13084	
376 SWITZRLND		633		633	
400 U STATES		276792		892290	
		450327		1375775	
ASBESTOS CLUTCH FACINGS AUTO					7004
100 U KINGDOM		146		698	
335 GERMANY W				343	
400 U STATES		33210		150410	
		33356		151451	
BRAKE LININGS AND FACINGS N O P					7005
100 U KINGDOM		2694		25470	
400 U STATES		14087		66427	
		16781		91897	
CHINA CLAY GROUND	CWT				7011
100 U KINGDOM	113413	69368	448419	291798	
400 U STATES	118353	111121	634058	563245	
	231766	180489	1082477	855043	
FIRE CLAY GROUND	CWT				7012
100 U KINGDOM	2016	1040	9821	4459	
400 U STATES	164263	49358	647079	196733	
	166279	50398	656900	201192	
PIPE CLAY GROUND	CWT				7013
400 U STATES	50720	5380	53280	6627	
	50720	5380	53280	6627	
CLAYS N O P GROUND					7014
400 U STATES		46834		238352	
		46834		238352	
ZIRCONIUM SILICATE					7015
234 AUSTRALIA				17240	
400 U STATES		17938		130877	
		17938		148117	
ZIRCONIUM OXIDE					7016
400 U STATES		1061		13381	
		1061		13381	
SAGGARS FOR CERAMIC PRODUCTS					7017
400 U STATES		19560		30895	
		19560		30895	
ACTIVATED CLAY TO REFINE OILS					7018
335 GERMANY W		92		2513	
400 U STATES		109843		658070	
		109935		660583	
GROG FOR REFRACTORY MATERIALS	TON				7019
400 U STATES	1085	31821	4667	141308	
	1085	31821	4667	141308	
BRICK BUILDING	TON				7021
400 U STATES	7832	183274	28379	659217	
	7832	183274	28379	659217	
BRICK FIRE CHROME					7022
400 U STATES		102653		334601	
		102653		334601	
BRICK FIRE MAGNESITE					7023
335 GERMANY W		5887		12639	
400 U STATES		18704		209510	
		24591		222149	
BRICK FIRE 90 PER CENT SILICA					7024
335 GERMANY W				865	
400 U STATES		134034		819807	
		134034		820672	
BRICK FIRE 100 DOL THOUSAND					7025
400 U STATES		126131		684636	
		126131		684636	
BRICK FIRE FURNACE OR KILN					7026
100 U KINGDOM		2927		22519	
335 GERMANY W		1534		1534	
400 U STATES		425222		2246179	
		429683		2270232	
BRICK FIRE N O P					7027
100 U KINGDOM		56310		113444	
318 DENMARK		1640		5872	
335 GERMANY W		525		7924	
400 U STATES		301593		1594912	
		360068		1722152	
BRICK PAVING	TON				7028
400 U STATES	635	9756	1268	19530	
	635	9756	1268	19530	

IMPORTS INTO CANADA FOR CONSUMPTION

Articles and Countries from which Imported	MONTH OF MAY 1957		FIVE MONTHS ENDED MAY 1957		Class Number	
	Quantities	Values (\$)	Quantities	Values (\$)		
BUILDING BLOCKS BUILDING TILE					7029	
100 U KINGDOM				7939		
306 BELG UM				15402		
344 ITALY				1605		
400 U STATES		103727		450241		
		103727		475187		
DRAIN PIPES SEWER PIPES N O P					7030	
100 U KINGDOM		874		7377		
400 U STATES		5433		32072		
		6307		39449		
DRAIN TILES NOT GLAZED					7031	
TILES FOR MOSAIC FLOORING					7032	
100 U KINGDOM		5871		20013		
224 JAMAICA		144		144		
327 FRANCE		1665		1665		
335 GERMANY W		519		1050		
344 ITALY		373		7473		
347 JAPAN		5246		58509		
372 SPAIN				950		
400 U STATES		4317		14900		
		18135		104704		
EARTHENWARE TILES FOR ROOFING					7033	
100 U KINGDOM				952		
400 U STATES				68		
				1020		
TILES EARTHENWARE N O P					7034	
100 U KINGDOM		58440		272705		
306 BELGIUM		3608		11261		
317 CZECHO S		4093		13560		
327 FRANCE		4511		4511		
335 GERMANY W		5048		25249		
344 ITALY				11506		
347 JAPAN		3361		16579		
354 NETHRLNDS				3935		
372 SPAIN		90		7347		
376 SWITZRLMD		745		745		
400 U STATES		30483		85024		
		110379		452422		
CHINA AND PORCELAIN WARE N O P						7043
100 U KINGDOM		1850		14483		
327 FRANCE				787		
335 GERMANY W		448		1459		
344 ITALY		570		570		
347 JAPAN				4216		
354 NETHRLNDS		74		74		
400 U STATES		1618		12258		
		4560		33847		
DEMIJOHNS CHURNS CROCKS N O P					7045	
100 U KINGDOM				314		
335 GERMANY W				67		
400 U STATES		2589		14284		
		2589		14665		
TABLEWARE OF CHINA PORCELAIN					7046	
100 U KINGDOM		1005145		4245723		
231 HONG KONG		2683		6248		
234 AUSTRALIA		562		562		
305 AUSTRIA		124		124		
306 BELGIUM		157		2405		
317 CZECHO S				1830		
318 DENMARK		2258		7373		
327 FRANCE		26437		111086		
335 GERMANY W		16636		109736		
336 GREECE				562		
344 ITALY		5038		17622		
347 JAPAN		110586		372312		
354 NETHRLNDS		644		4055		
357 NETH ANT				170		
359 NORWAY				644		
360 ISRAEL				307		
361 PANAMA				75		
366 PORTUGAL		132		207		
375 SWEDEN		104		465		
376 SWITZRLMD				442		
384 P RICO		1339		2058		
390 GERMANY E		275		508		
400 U STATES		114323		532914		
		1286443		5417428		
STONEWARE EARTHENWARE N O P						7047
100 U KINGDOM		28621		114174		
207 UN SO AFR		672		672		
231 HONG KONG		1066		3450		
234 AUSTRALIA		390		390		
305 AUSTRIA				104		
306 BELGIUM		115		855		
318 DENMARK		2884		8288		
327 FRANCE		420		4499		
335 GERMANY W		8641		42267		
336 GREECE		688		4158		
344 ITALY		5365		23483		
347 JAPAN		52231		163122		
352 MEXICO				199		
354 NETHRLNOS		882		4686		
359 NORWAY				1377		
360 ISRAEL				340		
365 POLAND				270		

IMPORTS INTO CANADA FOR CONSUMPTION

(3)

Articles and Countries from which Imported	MONTH OF MAY 1957		FIVE MONTHS ENDED MAY 1957		Class Number
	Quantities	Values (\$)	Quantities	Values (\$)	
366 PORTUGAL				867	
372 SPAIN				494	
375 SWEDEN		2328		3705	
376 SWITZRLND				720	
390 GERMANY E		177		433	
400 U STATES		75004		396412	
		179481		774965	
CHEMICAL STONEWARE ACIO RESIST					7048
100 U KINGDOM		2753		32949	
354 NETHRLNDS		50		50	
400 U STATES		14456		94453	
		17259		127452	
PORCELAIN RUBBER GLOVE FORMS					7049
400 U STATES		845		5509	
		845		5509	
ARTIFICIAL TEETH NOT MOUNTED					7051
100 U KINGDOM		1265		2060	
225 TRINIDAD		6197		31357	
305 AUSTRIA				400	
327 FRANCE				292	
335 GERMANY W		6291		23703	
344 ITALY				507	
347 JAPAN				971	
354 NETHRLNDS		639		2381	
360 ISRAEL				1137	
376 SWITZRLND		3242		5010	
400 U STATES		97629		513326	
		115263		581144	
BATHS BATHTUBS BASINS ETC NOP					7052
100 U KINGDOM		117207		381229	
335 GERMANY W		722		8110	
344 ITALY		2014		5521	
347 JAPAN		12353		39854	
359 NORWAY		476		966	
400 U STATES		314514		1145936	
		447286		1581616	
CRUCIBLES N O P AND COVERS					7053
100 U KINGDOM		1346		11487	
400 U STATES		7422		36637	
		8768		48124	
INSULATORS ELECTRIC PORCELAIN					7055
100 U KINGDOM		4169		21609	
317 CZECHOS				756	
327 FRANCE				134	
344 ITALY				439	
347 JAPAN		52585		129360	
376 SWITZRLND		312		951	
400 U STATES		51538		326516	
		108604		479765	
MANUFACTURES OF CLAY N O P					7056
100 U KINGDOM		621		4080	
215 INDIA		3905		9915	
335 GERMANY W				229	
400 U STATES		90254		369447	
		94780		383671	
BRIQUETTES OF COAL OR COKE	TON				7060
400 U STATES	4170	53402	36790	473801	
	4170	53402	36790	473801	
ANTHRACITE SCREENINGS	TON				7061
400 U STATES	102	556	3060	15079	
	102	556	3060	15079	
ANTHRACITE DOMESTIC SIZES	TON				7062
100 U KINGDOM	7816	152600	23690	452260	
400 U STATES	77596	997045	437298	6164864	
	85412	1149645	460988	6617124	
ANTHRACITE SMALLER SIZES N O P	TON				7063
100 U KINGDOM	11960	203413	15565	263887	
400 U STATES	39065	331956	131859	1190158	
	51025	535369	147424	1454045	
COAL BITUMINOUS SUB BITUMINOUS	TON				7064
400 U STATES	1747496	9310462	6687979	34771183	
	1747496	9310462	6687979	34771183	
COAL LIGNITE	TON				7065
400 U STATES			1354	6941	
			1354	6941	
COAL EXWAREHOUSED SHIPS STORES	TON				7066
400 U STATES	46666	252337	62989	340149	
	46666	252337	62989	340149	
COAL DUST AND COAL N O P	TON				7067
400 U STATES	404	7426	1918	35141	
	404	7426	1918	35141	
BENZOL	GAL				7070
400 U STATES	594	280	1041	461	
	594	280	1041	461	
COAL TAR CRUDE IN BULK	GAL				7071
100 U KINGDOM	1750	410	66350	13748	
400 U STATES	38571	5988	442602	69960	
	40321	6398	508952	83708	
COAL PITCH	CWT				7072
100 U KINGDOM	6528	10349	73647	111847	
400 U STATES	186059	364070	805955	1544062	
	192587	374419	879602	1655909	
CARBOLIC OR HEAVY OIL	GAL				7073
100 U KINGDOM	589030	118823	1057772	223355	
234 AUSTRALIA	2470	507	5165	1063	
400 U STATES	145777	24580	584929	103964	
	737277	143910	1647866	328382	

IMPORTS INTO CANADA FOR CONSUMPTION

Articles and Countries from which Imported	MONTH OF MAY 1957		FIVE MONTHS ENDED MAY 1957		Class Number
	Quantities	Values (\$)	Quantities	Values (\$)	
COKE PETRDLEUM 400 U STATES	TON				7074
	3 6444	581697	192713	2860290	
COKE GROUND FOR BATTERIES	TON				7075
	3 6444	581697	192713	2860290	
COKE N O P	TON				7077
100 U KINGDOM			21	770	
400 U STATES	71383	1026461	287301	4697872	
	71383	1026461	287322	4698642	
DECANTERS AND TUMBLERS					7079
100 U KINGDOM				844	
306 BELGIUM		468		6267	
327 FRANCE		1232		2429	
335 GERMANY W		2697		11423	
340 HUNGARY				3162	
344 ITALY				58	
347 JAPAN		521		984	
375 SWEDEN		194		514	
400 U STATES		56254		251070	
		61366		276751	
LAMP CHIMNEYS					7080
335 GERMANY W				137	
400 U STATES		2593		19697	
		2593		19834	
GLASS PLATES FOR OPTICAL MFR					7081
100 U KINGDDM				560	
335 GERMANY W		13248		16439	
400 U STATES		47202		29923	
		60450		316922	
GLASS CARBOYS BOTTLES JARS					7082
100 U KINGDOM		163111		317720	
231 HONG KONG		1522		2162	
305 AUSTRIA		192		294	
306 BELGIUM				84	
317 CZECHD S				2520	
318 DENMARK		200		269	
327 FRANCE		3355		11479	
335 GERMANY W		386		4837	
344 ITALY		72		11126	
347 JAPAN		3351		7974	
354 NETHRLNDS				64	
372 SPAIN		134		194	
375 SWEDEN		84		84	
376 SWITZRLND				288	
400 U STATES		461500		2006835	
		633907		2365930	
GLASS TABLEWARE CUT GLASS MOP					7083
100 U KINGDOM		37727		129567	
231 HONG KONG				266	
305 AUSTRIA				693	
306 BELGIUM		8071		38609	
317 CZECHO S		29155		113804	
318 OENMARK		788		2723	
327 FRANCE		13137		36579	
335 GERMANY W		59464		148306	
340 HUNGARY		1655		3978	
344 ITALY		8030		23990	
347 JAPAN		8327		23694	
354 NETHRLNDS		1253		5957	
365 POLAND		356		6274	
372 SPAIN		51		51	
375 SWEODEN		9303		27953	
388 YUGO SLAV		78		78	
389 IRELAND		135		4466	
390 GERMANY E		143		2948	
400 U STATES		144265		678260	
		321938		1248196	
LAMP BULBS AND TUBING FOR					7084
100 U KINGDDM				852	
335 GERMANY W				131	
400 U STATES		252099		1180481	
		252099		1181464	
GLASS SHADES OR GLOBES					7085
100 U KINGDOM		63		733	
306 BELGIUM		2757		3147	
400 U STATES		9593		58303	
		12413		62183	
LENSES GLASS N D P					7086
100 U KINGDOM		108		2337	
305 AUSTRIA		1380		15304	
306 BELGIUM				4222	
327 FRANCE		62		409	
335 GERMANY W		2714		7285	
347 JAPAN				2947	
400 U STATES		24887		119914	
		29151		152418	
FRESNEL TYPE LENSES GLOBES					7087
100 U KINGDOM		180		1203	
335 GERMANY W				98	
400 U STATES		8458		45025	
		8638		46326	
MOULDED SHAPES FOR ELECT FIXT					7088
100 U KINGDOM		1090		3607	
317 CZECHO S		1598		3038	
318 DENMARK				564	
335 GERMANY W		6678		17489	

IMPORTS INTO CANADA FOR CONSUMPTION

133

Articles and Countries from which Imported	MONTH OF MAY 1957		FIVE MONTHS ENDED MAY 1957		Class Number
	Quantities	Values (\$)	Quantities	Values (\$)	
354 NETHRLNDS		1543		4568	
400 U STATES		112933		588750	
HEAT RESISTING GLASSWARE		123842		618016	7089
100 U KINGDOM		12104		47706	
305 AUSTRIA		103		103	
317 CZECHO S		197		197	
335 GERMANY W		1807		7632	
400 U STATES		317120		1712115	
		331331		1767753	
SHEET GLASS OVER 34 OZ SQ FT	SQ FT				7090
100 U KINGDOM	46630	12841	175205	49102	
305 AUSTRIA	1190	212	3562	585	
306 BELGIUM	48449	14580	348229	94810	
317 CZECHO S	1545	355	9888	3126	
327 FRANCE	7355	2201	48981	13023	
335 GERMANY W	44502	10368	355699	79688	
354 NETHRLNDS			1906	1666	
390 GERMANY E			4800	752	
400 U STATES	88046	28510	349023	100085	
	237717	69067	1297293	342837	
SHEET GLASS TRANSPRT TO 34 OZ	SQ FT				7091
100 U KINGDOM	782739	65440	2177720	189159	
306 BELGIUM	830385	81609	3477598	334822	
317 CZECHO S	1350705	55847	5669743	236296	
327 FRANCE	454168	32349	1153181	92942	
335 GERMANY W	481854	48429	2485419	202172	
347 JAPAN	17600	1677	655422	30749	
365 POLAND	56600	1458	56600	1458	
390 GERMANY E	106500	3630	262800	10642	
	4080551	290439	15938483	1098240	
PLATE GLASS NOT OVER 7 SQ FT	SQ FT				7093
100 U KINGDOM	37354	13305	437949	159574	
306 BELGIUM	133	54	38969	16194	
327 FRANCE	2404	1578	8591	4293	
335 GERMANY W	1652	807	4416	2329	
400 U STATES	21211	10452	130633	64697	
	62754	26196	620558	247087	
PLATE GLASS 7 TO 25 SQ FT	SQ FT				7094
100 U KINGDOM	370179	150467	1823555	705771	
306 BELGIUM	20485	10452	201149	103394	
327 FRANCE	10621	7359	76267	42700	
335 GERMANY W	10043	4748	37168	18818	
400 U STATES	111130	57253	485753	254977	
	522458	230279	2623892	1125660	
PLATE GLASS N O P	SQ FT				7095
100 U KINGDOM	187341	99859	1190515	594674	
306 BELGIUM	149536	81577	517513	282909	
317 CZECHO S	7931	2237	7931	2237	
318 DENMARK			3063	3335	
327 FRANCE	52316	30539	145537	83573	
335 GERMANY W	51658	28485	242277	122100	
354 NETHRLNDS			61	77	
400 U STATES	1295309	565619	7636795	3339934	
	1744091	808316	9743692	4428839	
LAMINATED GLASS SHEETS	SQ FT				7097
100 U KINGDOM	42345	20768	105356	53274	
306 BELGIUM	4399	2548	7412	4138	
317 CZECHO S	2000	902	2000	902	
335 GERMANY W	16432	8296	56521	29890	
400 U STATES	698	1173	6509	13327	
	65874	33687	177798	101531	
GLASS SHEETS WIRED	SQ FT				7099
100 U KINGDOM	62935	25903	228158	79142	
306 BELGIUM	64847	11818	116966	21209	
327 FRANCE			1583	215	
335 GERMANY W	635	557	7631	2397	
354 NETHRLNDS	10974	7472	58614	35928	
400 U STATES	14616	10495	59690	36043	
	154007	56245	472642	174934	
GLASS CAST AND SHEET GLASS NOP	SQ FT				7100
100 U KINGDOM			35083	8242	
306 BELGIUM	10605	2673	24055	6555	
327 FRANCE	1000	792	1000	792	
335 GERMANY W			1560	238	
400 U STATES	12148	4088	99423	32546	
	23753	7553	161121	48373	
ORNAMENTAL COLOURED GLASS	SQ FT				7111
100 U KINGDOM	2127	1422	30138	13927	
306 BELGIUM	38777	7250	45444	8632	
327 FRANCE	315	205	17957	7098	
335 GERMANY W	1114	226	1714	550	
400 U STATES	21736	16163	38907	33391	
	64069	25266	134160	63598	
PAINTED OBSCURED WHITE GLASS	SQ FT				7112
100 U KINGDOM	145008	22912	671695	106233	
306 BELGIUM	184051	28204	435214	65409	
327 FRANCE	5208	528	13680	1322	
335 GERMANY W	3948	1579	21007	7525	
354 NETHRLNDS	5178	557	5178	557	
400 U STATES	65621	23869	499280	157622	
	409014	77649	1646054	338668	
STAINED OR ORNAMENTAL WINDDWS					7113
100 U KINGDOM		163		16982	
305 AUSTRIA		154		1379	
306 BELGIUM		322		3377	

IMPORTS INTO CANADA FOR CONSUMPTION

Articles and Countries from which Imported	MONTH OF MAY 1957		FIVE MONTHS ENDED MAY 1957		Class Number
	Quantities	Values (\$)	Quantities	Values (\$)	
327 FRANCE		13817		26486	
335 GERMANY W				6875	
354 NETHRLNDS		1024		5323	
400 U STATES				1040	
MIRRORS OF GLASS FRAMED OR NOT		15486		61462	7114
100 U KINGDOM		7343		20776	
231 HONG KONG		440		618	
305 AUSTRIA				225	
306 BELGIUM		40519		133386	
317 CZECHO S				1200	
327 FRANCE		1040		2086	
335 GERMANY W		8926		34348	
344 ITALY		566		2495	
347 JAPAN		5417		18921	
400 U STATES		112112		459771	
GLASS BALLS FOR FIBRES OR YARN		176363		673826	7120
100 U KINGDOM		10551		28447	
400 U STATES		16159		94173	
GLASS TO BE CUT OR MOUNTED		26710		122620	7121
100 U KINGDOM		342		342	
306 BELGIUM		7242		35738	
317 CZECHO S		555		1121	
335 GERMANY W		3407		33504	
400 U STATES		19605		90964	
GLASS BLANKS FOR REFLECTORS		31151		161669	7122
400 U STATES		55590		250056	
BEADS FOR MFR IMITATION PEARLS		55590		250056	7123
400 U STATES		736		9752	
ARTIFICIAL EYES CONTACT LENSES		736		9752	7124
335 GERMANY W		364		538	
400 U STATES		1800		3702	
PHOTOGRAPHIC DRY PLATES		2164		4240	7125
100 U KINGDOM		3934		20529	
306 BELGIUM		497		1098	
400 U STATES		9607		52630	
SPECTACLES EYE GLASS LENSES		14038		74257	7126
100 U KINGDOM		104		2076	
305 AUSTRIA		4348		25551	
327 FRANCE		1648		29936	
335 GERMANY W		2101		20488	
344 ITALY		13972		77045	
347 JAPAN		5761		55270	
376 SWITZRLND				189	
400 U STATES		55772		451626	
MANUFACTURES OF GLASS N O P		83706		662181	7127
100 U KINGDOM		5637		26581	
231 HONG KONG		22731		63950	
305 AUSTRIA		937		3743	
306 BELGIUM		25103		128754	
317 CZECHO S		5010		18031	
318 DENMARK		631		2897	
327 FRANCE		6654		10946	
335 GERMANY W		9010		77928	
344 ITALY		2071		20600	
347 JAPAN		3223		10862	
354 NETHRLNDS		341		1110	
375 SWEDEN		3538		12631	
376 SWITZRLND		109		523	
390 GERMANY E				3168	
400 U STATES		183479		975467	
GLASS WOOL OR FIBRE GLASS	LB	268474		1357191	7128
400 U STATES		82945	54806	637522	268873
GLASS BLOCKS		82945	54806	637522	268873
100 U KINGDOM			253		253
344 ITALY			464		966
400 U STATES			66773		241449
PLUMBAGO NOT GROUND OR MFRD			67490		242668
231 HONG KONG					748
333 MADAGASCR					180
335 GERMANY W					245
352 MEXICO			96		17976
359 NORWAY					3330
400 U STATES			1150		9336
CRUCIBLES PLUMBAGO AND COVERS			1246		31815
100 U KINGDOM			6771		52752
400 U STATES			8600		50658
PLUMBAGO GROUND AND MFRS NOP			15371		103410
100 U KINGDOM			2715		13493
317 CZECHO S					114
335 GERMANY W			1384		6009
354 NETHRLNDS			167		167
376 SWITZRLND			61		61

IMPORTS INTO CANADA FOR CONSUMPTION

Articles and Countries from which Imported	MONTH OF MAY 1957		FIVE MONTHS ENDED MAY 1957		Class Number
	Quantities	Values (\$)	Quantities	Values (\$)	
400 U STATES		85612		299918	
MICA UNMANUFACTURED		89939		319762	
215 INDIA	CWT 521	25330	1367	64820	7138
309 BRAZIL			6	345	
400 U STATES	7	1693	187	13264	
MICA MANUFACTURES OF	528	27023	1560	78429	
100 U KINGDOM		4508		19874	7139
335 GERMANY W		183		183	
400 U STATES		30446		198278	
ASPHALTUM OR ASPHALT		35137		218335	
100 U KINGDOM	CWT		4	115	7141
225 TRINIDAD	521	577	1519	1666	
400 U STATES	40335	78733	148155	258207	
ASPHALTUM OIL FOR PAVING	40856	79310	149678	259988	
OIL FOR CONCENTRATION OF ORES	GAL				7143
400 U STATES	32540	45530	110068	165308	7151
CRUDE PETROLEUM FOR REFINING	32540	45530	110068	165308	
225 TRINIDAD	M GAL 19052	1380829	39329	2842986	7153
303 ARABIA	7101	636512	21397	1883525	
387 VENEZUELA	311273	24631232	1306252	102038671	
400 U STATES	26843	2543927	163777	14956797	
PETROLEUM TOPS FOR REFINERS	364269	29192500	1530755	121721979	
FUEL OIL EXWARE SHIPS STORES	GAL				7154
400 U STATES	55706	8586	55706	8586	7156
CRUDE PETROLEUM N O P	55706	8586	55706	8586	
AVIATION GASOLINE	GAL				7158
381 ALASKA	990	97	990	97	7161
400 U STATES	990	97	990	97	
KEROSENE N O P	GAL				7162
381 ALASKA	191601	41293	427190	99060	
400 U STATES	1403319	2852878	36635891	7630951	
ENGINE DISTILLATE 8017 OR OVER	14224920	2894171	37063081	7730011	
400 U STATES	GAL 524	167	25701	5629	7162
ENGINE DISTILLATE 8017 OR OVER	75855	11809	11077238	1393697	
400 U STATES	76379	11976	11102939	1399326	
GASOLINE UNOER 8236 SP G N O P	GAL				7163
357 NETH ANT	12066	1679	20521	2819	
381 ALASKA	12066	1679	20521	2819	
400 U STATES	8137743	1120651	17200897	2352603	7164
CASINGHEAD GASOLINE BLENOING	223675	46312	997607	203043	
400 U STATES	910446	144472	3379485	542505	
LUB OILS UNOER 25C PER GAL	9271864	1311435	21577989	3098151	
100 U KINGDOM	GAL 81595	5422	1712796	122160	7165
400 U STATES	81595	5422	1712796	122160	
PETRO LUB OILS 25C GAL OR OVER	GAL				7166
100 U KINGDOM	3138	471	3138	471	
400 U STATES	2771756	605062	5666729	1198430	
STOVE OIL NO 1 FUEL OIL	2774894	605533	5669867	1198901	
327 FRANCE	GAL 10734	6662	72195	50425	7167
335 GERMANY W			48	264	
354 NETHRLNDS	2300	1403	8510	5506	
376 SWITZRLND			69	435	
381 ALASKA	5448	5791	17384	15526	
400 U STATES	2769582	1027728	8058965	3289691	
OILS MINERAL N O P	2788064	1041584	8157246	3361899	
100 U KINGDOM	GAL 3750	847	28055	7325	7168
400 U STATES	123670	166936	541221	674568	
LIGHT FUEL OILS NOS 2 AND 3	127420	167783	569276	681893	
357 NETH ANT	GAL 4416221	510706	21712359	2466955	7172
381 ALASKA			7375	618	
387 VENEZUELA	248904	41446	3011923	509883	
400 U STATES	80986	14522	2272352	247725	
HEAVY FUEL OILS NOS 4 5 AND 6	329890	55968	34448986	4350902	
357 NETH ANT	GAL 4877729	566043	17231711	2062924	7173
381 ALASKA			3602442	387461	
387 VENEZUELA	9293950	1076749	42553887	4917958	
400 U STATES	6421661	453674	47128261	3160465	
DIESEL FUEL	15311858	1454353	61264176	4872987	
100 U KINGDOM	21733519	1908027	108392437	8033452	7174
357 NETH ANT					
381 ALASKA	11666	1748	11666	1748	
387 VENEZUELA	47160	5442	140292	16235	
400 U STATES	177207	27095	795618	105788	
	556597	72315	3451983	360119	
	792630	106600	21813088	2592933	

IMPORTS INTO CANADA FOR CONSUMPTION

Articles and Countries from which Imported	MONTH OF MAY 1957		FIVE MONTHS ENDED MAY 1957		Class Number
	Quantities	Values (\$)	Quantities	Values (\$)	
TRACTOR FUEL	GAL				7175
PETROL GREASE LUBRICATING NOP	LB				7181
100 U KINGDOM	341	292	11876	3381	
381 ALASKA	10575	1573	50335	6892	
400 U STATES	1981800	200299	8079523	872108	
	1992716	202164	8141734	882381	
PETROL JELLIES TOILET MEDICINE					7182
100 U KINGDOM				436	
400 U STATES		72531		355814	
		72531		356250	
PARAFFINE WAX	LB				7183
215 INDIA	700000	29880	2800000	121917	
400 U STATES	2861457	216226	14090482	1039121	
	3561457	246106	16890482	1161038	
CANDES PARAFFINE WAX	LB				7184
318 DENMARK			2797	1238	
335 GERMANY W			1000	332	
347 JAPAN	2550	917	21713	4819	
375 SWEDEN			304	312	
376 SWITZRLND	163	133	163	133	
389 IRELAND			110	53	
400 U STATES	30282	9076	79340	25392	
	32295	10126	105427	32279	
PRODUCTS OF PETROLEUM N O P	GAL				7185
100 U KINGDOM			5460	7109	
381 ALASKA			4108	2098	
400 U STATES	2686615	457781	16580045	2766616	
	2686615	457781	16589613	2775823	
LIQUEFIED PETROLEUM GASES	LB				7186
400 U STATES	14485730	296752	96335581	1480810	
	14485730	296752	96335581	1480810	
NAPHTHA INCL SOLVENT NAPHTHA	GAL				7187
100 U KINGDOM	48	486	84	590	
381 ALASKA			7508	2581	
400 U STATES	1815484	538079	6252595	1489209	
	1815532	538565	6260187	1492380	
ARTIFICIAL ABRASIVE GRAINS					7191
100 U KINGDOM		1548		1548	
327 FRANCE				4965	
400 U STATES		150932		976593	
		152480		983106	
DIAMONDS BLACK BORT FOR BORERS	CARAT				7192
100 U KINGDOM	14909	88691	125319	902520	
207 UN SO AFR	38610	178683	149067	715813	
224 JAMAICA	912	8005	912	8005	
306 BELGIUM	5000	38950	33952	280549	
309 BRAZIL	734	4650	1481	9671	
320 DOM REP			23	350	
338 HAITI	783	1731	1251	2856	
339 HONDURAS			170	380	
354 NETHRLNDS			1255	10467	
400 U STATES	151302	984397	600773	3657392	
	212250	1305107	914203	5588003	
DIATOMACEOUS EARTH	CWT				7193
318 DENMARK	601	637	601	637	
400 U STATES	41346	95759	211935	443812	
	41947	96396	212536	444449	
EMERY IN BULK					7194
335 GERMANY W				73	
400 U STATES		30719		109741	
		30719		109814	
GRINDING WHEELS BONDED					7195
100 U KINGDOM		4250		22150	
305 AUSTRIA		682		682	
306 BELGIUM				518	
318 DENMARK				91	
335 GERMANY W		3458		12799	
359 NORWAY		418		11683	
375 SWEDEN		467		2904	
376 SWITZRLND				522	
400 U STATES		200799		897707	
		210074		949056	
GRINDING STONES BLOCKS BONDED					7196
100 U KINGDOM		53		1816	
335 GERMANY W				505	
347 JAPAN		90		90	
400 U STATES		35241		210663	
		35384		213074	
GRINDSTONES 36 INCHES OR OVER	NO				7198
400 U STATES	35	1695	51	3357	
	35	1695	51	3357	
GRINDSTONES N O P	NO				7199
400 U STATES	226	1074	430	2129	
	226	1074	430	2129	
PUMICE PUMICE STONE LAVA TUFFA					7200
344 ITALY				384	
400 U STATES		17757		104508	
		17757		104892	
COATED ABRASIVE PAPER CLOTH					7202
100 U KINGDOM		1259		1814	
335 GERMANY W		123		4133	
359 NORWAY		421		1859	
400 U STATES		41798		391490	
		43601		399296	

IMPORTS INTO CANADA FOR CONSUMPTION

Articles and Countries from which Imported	MONTH OF MAY 1957		FIVE MONTHS ENDED MAY 1957		Class Number
	Quantities	Values (\$)	Quantities	Values (\$)	
MFRS OF ABRASIVES N O P					7203
100 U KINGDOM		1337		13606	
335 GERMANY W				1662	
344 ITALY				230	
400 U STATES		48238		281024	
		49575		296522	
BUILDING STONE N O P	CWT				7210
400 U STATES	60623	64902	217895	217341	
	60623	64902	217895	217341	
GRANITE ROUGH					7215
326 FINLAND		9026		11518	
344 ITALY				1152	
359 NORWAY		243		3454	
375 SWEDEN		3451		24027	
400 U STATES		9854		47393	
		22574		87544	
GRANITE SAWN					7216
306 BELGIUM		6345		6345	
326 FINLAND		1380		2880	
359 NORWAY				119	
375 SWEDEN		245		6483	
400 U STATES		11013		35372	
		18983		51199	
GRANITE MANUFACTURES					7218
100 U KINGDOM		88		88	
306 BELGIUM		8772		8772	
326 FINLAND		24106		24504	
335 GERMANY W				23022	
359 NORWAY				330	
375 SWEDEN		13663		33105	
400 U STATES		6853		20422	
		53482		110243	
GYP SUM	TON				7221
352 MEXICO	10302	29466	40032	166441	
400 U STATES	20	811	67	2241	
	10322	30277	40099	168682	
LIME	CWT				7223
100 U KINGDOM	939	879	3075	2172	
400 U STATES	66725	41357	279118	168190	
	67664	42236	282193	170362	
PLASTER OF PARIS WALL PLASTER	CWT				7224
327 FRANCE	18	170	55	500	
344 ITALY			22	65	
400 U STATES	30819	38567	144947	187432	
	30837	38737	145024	187997	
CEMENT PORTLAND	CWT				7225
100 U KINGDOM	59792	48346	87417	87190	
306 BELGIUM	5482	8823	8833	14190	
318 DENMARK	7275	10829	7559	11277	
327 FRANCE	213	665	2837	4947	
335 GERMANY W	989	1854	2739	4788	
400 U STATES	202055	218790	422375	481730	
	275806	289307	531760	604122	
CEMENT MANUFACTURES N O P					7226
100 U KINGDOM		1972		2109	
400 U STATES		61064		279286	
		63036		281395	
WHITE PORTLAND CEMENT CLINKER	CWT				7227
400 U STATES	34480	36538	122736	127476	
	34480	36538	122736	127476	
MARBLE ROUGH					7231
327 FRANCE				1014	
344 ITALY		1999		4788	
400 U STATES		1737		14602	
		3736		20404	
MARBLE SAWN					7232
306 BELGIUM		5004		7903	
344 ITALY		31838		60295	
372 SPAIN				1902	
400 U STATES		11638		80537	
		48480		150637	
MARBLE FOR TOMBSTONES					7233
400 U STATES		3561		11458	
		3561		11458	
MARBLE MANUFACTURES N O P					7234
100 U KINGDOM				199	
306 BELGIUM				6860	
327 FRANCE		187		187	
335 GERMANY W				4697	
344 ITALY		1969		8969	
366 PORTUGAL				251	
400 U STATES		777		3737	
		2933		24900	
MARBLE ORNAMENTAL FOR CHURCHES					7235
305 AUSTRIA		2488		2488	
344 ITALY		19404		35487	
400 U STATES				206	
		21892		38181	
ROOFING SLATE	SQ				7241
400 U STATES	135	2587	562	10249	
	135	2587	562	10249	
SLATE MANUFACTURES N O P					7243
100 U KINGDOM		942		2937	
344 ITALY		136		204	
400 U STATES		335		3614	
		1413		6755	

IMPORTS INTO CANADA FOR CONSUMPTION

Articles and Countries from which Imported	MONTH OF MAY 1957		FIVE MONTHS ENDED MAY 1957		Class Number
	Quantities	Values (\$)	Quantities	Values (\$)	
BURRSTONES IN BLOCKS	NO				7251
400 U STATES			16	587	
			16	587	
CHALK CLIFF STONE MICA SCHIST				59	7252
100 U KINGDOM				3121	
400 U STATES				3180	
CHALK PREPARED				2847	7253
400 U STATES				2847	
CURLING STONES AND HANDLES	PAIR				7254
100 U KINGDOM	114	4571	448	18002	
	114	4571	448	18002	
FELDSPAR CRUDE ONLY	CWT				7255
FELDSPAR GROUND	CWT				7256
400 U STATES	1000	1104	2170	2467	
	1000	1104	2170	2467	
FLINT AND GROUND FLINT STONE	CWT				7257
400 U STATES			5825	10181	
			5825	10181	
FLUORSPAR	CWT				7258
100 U KINGDOM	941	1445	1086	1765	
207 UN SO AFR	21811	20916	21811	20916	
352 MEXICO	18549	18764	42232	51168	
400 U STATES	390	1843	1508	5463	
	41691	42968	66637	79312	
GANISTER	CWT				7259
400 U STATES	541	622	5715	3711	
	541	622	5715	3711	
MAGN CARB FOR RUBBER PRODUCTS	CWT				7260
400 U STATES			10	133	
			10	133	
MAG OX AND CARB FOR INSULATION	CWT				7261
100 U KINGDOM			962	8235	
400 U STATES	3861	13995	21029	67288	
	3861	13995	21991	75523	
PHOSPHATE ROCK	CWT				7263
400 U STATES	1543296	604237	2832982	1379675	
	1543296	604237	2832982	1379675	
SILICA SAND	CWT				7264
400 U STATES	1394323	213852	5779093	937727	
	1394323	213852	5779093	937727	
SAND AND GRAVEL N O P	TON				7265
375 SWEDEN	600	1500	600	1500	
400 U STATES	23602	36315	46916	94558	
	24202	37815	47516	96058	
SILEX OR CRYSTALLIZED QUARTZ	CWT				7266
309 BRAZIL			9	12615	
400 U STATES	22543	12250	174891	103789	
	22543	12250	174900	116404	
STONE REFUSE	TON				7267
			83	1731	
			83	1731	
TALC OR SOAPSTONE	CWT				7268
327 FRANCE	110	253	110	253	
344 ITALY	3576	7556	6608	14087	
400 U STATES	28153	47900	113185	187176	
	31839	55709	119903	201516	
WHITING GILDERS PARIS WHITE	CWT				7269
100 U KINGDOM	3312	3797	16730	14029	
327 FRANCE	3000	913	5350	1657	
400 U STATES	9436	21075	43326	95782	
	15748	25785	65406	111468	
STONE AND MANUFACTURES N O P					7270
100 U KINGDOM		589		1179	
231 HONG KONG				184	
344 ITALY		1494		5322	
400 U STATES		1757		9490	
		3840		16175	
ROOFING GRANULES	CWT				7271
400 U STATES	134470	136520	541392	532849	
	134470	136520	541392	532849	
STONE CRUSHED	TON				7272
400 U STATES	119098	149502	166036	260889	
	119098	149502	166036	260889	
QUARTZ PIEZO ELECTRIC	LB				7273
100 U KINGDOM			22	684	
309 BRAZIL	1150	3321	4992	46793	
400 U STATES	379	27319	1908	83355	
	1529	30640	6922	130832	
MAGNESIA DEAD BURNED SINTERED	CWT				7274
100 U KINGDOM	62	764	132	1634	
400 U STATES	8530	43386	38262	187333	
	8592	44150	38394	188967	
MAGNESIA CAUSTIC CALCINED	CWT				7275
100 U KINGDOM			192	1827	
354 NETHRLNDS	223	713	443	1311	
400 U STATES	3987	16250	13134	56247	
	4210	16963	13769	59385	
ELECTRIC OR BLAST FURNACE SLAG	CWT				7280
400 U STATES	69667	10435	220840	33784	
	69667	10435	220840	33784	
BARYTES	CWT				7281
335 GERMANY W	880	1007	2658	3046	
344 ITALY	400	657	800	1290	

IMPORTS INTO CANADA FOR CONSUMPTION

Articles and Countries from which Imported	MONTH OF MAY 1957		FIVE MONTHS ENDED MAY 1957		Class Number
	Quantities	Values (\$)	Quantities	Values (\$)	
400 U STATES	1680	3748	8192	16001	
CARBONS 3 TO 35 INCHES CIRCUM	2960	5412	11650	20337	7282
100 U KINGDOM		3568		14568	
327 FRANCE		131		10443	
400 U STATES		40041		260135	
CARBONS OVER 35 INCHES CIRCUM		43740		285146	7283
327 FRANCE				299	
347 JAPAN				3918	
400 U STATES		154295		396696	
ELECTRIC LIGHT CARBONS N O P		154295		400913	7284
100 U KINGDOM	LB 185	299	2925	4408	
400 U STATES	10297	8555	66965	47637	
CRAYONS	10482	8854	69890	52045	7285
100 U KINGDOM		1535		2125	
327 FRANCE		805		1148	
335 GERMANY W		3113		7749	
344 ITALY				751	
347 JAPAN		385		2272	
400 U STATES		29624		171311	
DIAMONDS UNSET		35462		185356	7286
100 U KINGDOM	CARAT 667	98740	3389	513641	
207 UN SO AFR	53	14331	244	58001	
224 JAMAICA	3	675	8	1813	
306 BELGIUM	2222	325075	13213	1921914	
335 GERMANY W			81	8536	
354 NETHRLNDS	435	92132	1171	212921	
360 ISRAEL	687	63852	4124	438579	
376 SWITZRLND			9	1285	
400 U STATES	680	113113	4070	490056	
EARTHS CRUDE ONLY	4747	707918	26309	3646746	7287
335 GERMANY W		894		894	
400 U STATES		667		1089	
FOUNDRY FACINGS OF ALL KINDS		1561		1983	7288
400 U STATES		14229		71941	
FULLERS EARTH IN BULK ONLY		14229		71941	7289
100 U KINGDOM		261		698	
400 U STATES		13683		73397	
GAS IMPORTED BY PIPE LINE		13944		74095	7290
400 U STATES	M FT 3056197	784278	12600590	2872982	
INSULATORS ELECTRIC N O P	3056197	784278	12600590	2872982	7291
100 U KINGDOM		18026		38441	
317 CZECHO S		1070		1070	
359 NORWAY				628	
376 SWITZRLND				2020	
400 U STATES		58833		256826	
MAGNESIA PIPE COVERING		77929		298985	7292
100 U KINGDOM		4230		10696	
400 U STATES		12922		36254	
MINERAL WOOL N O P		17152		46950	7295
400 U STATES	LB 263594	35723	919728	134216	
SALT TABLE	263594	35723	919728	134216	7296
100 U KINGDOM	CWT 118	1352	90	469	
400 U STATES	118	1352	804	16784	
SALT FOR FISHERIES			894	17253	7297
224 JAMAICA			23274	3844	
227 BAHAMAS	7280	1404	60816	11037	
344 ITALY	132160	21702	182560	29262	
372 SPAIN	175360	37082	221987	44680	
400 U STATES			162	234	
SALT IN BULK N O P		60188	488799	89057	7298
400 U STATES	CWT 511374	108005	1187341	261352	
SALT IN BAGS BARRELS	511374	108005	1187341	261352	7299
100 U KINGDOM	CWT 4125	4936	7892	10363	
400 U STATES	19936	18444	123624	97948	
SULPHUR AND BRIMSTONE	24061	23380	131516	108311	7300
400 U STATES	CWT 818207	977669	1574121	1911594	
MINERAL SUBSTANCES N O P	818207	977669	1574121	1911594	7301
100 U KINGDOM		56346		86657	
205 RHOD NYAS		95939		221156	
207 UN SO AFR		98213		214649	
231 HONG KONG		559		766	
306 BELGIUM		1250		3213	
318 DENMARK				168	
327 FRANCE				1373	
335 GERMANY W		261		4812	
344 ITALY		7503		18450	
347 JAPAN		260		260	
354 NETHRLNDS		53		908	

IMPORTS INTO CANADA FOR CONSUMPTION

Articles and Countries from which Imported	MONTH OF MAY 1957		FIVE MONTHS ENDED MAY 1957		Class Number
	Quantities	Values (\$)	Quantities	Values (\$)	
376 SWITZRLND				128	
390 GERMANY E		569		569	
400 U STATES		538005		2384307	
		798958		2937416	
VERMICULITE CRUDE					7302
207 UN SO AFR		12840		21864	
400 U STATES		16033		90244	
		28873		112108	
ASPHALT TILE FOR FLOORING	SQ FT				7303
400 U STATES	40606	5148	475589	45318	
	40606	5148	475589	45318	
ANDALUSITE KYANITE MULLITE ETC	CWT				7304
400 U STATES	3609	8057	12972	42721	
	3609	8057	12972	42721	

IMPORTS INTO CANADA FOR CONSUMPTION

Articles and Countries from which Imported	MONTH OF MAY 1957		FIVE MONTHS ENDED MAY 1957		Class Number
	Quantities	Values (\$)	Quantities	Values (\$)	
GROUP 8					
CHEMICALS AND ALLIED PRODUCTS					
ACID BORACIC 25 LBS OR OVER 400 U STATES	LB 297724	15812	1314572	98995	8001
	297724	15812	1314572	98995	
ACID HYDROFLUOSILICIC 400 U STATES	LB 6561	733	82126	6831	8002
	6561	733	82126	6831	
ACID MURIATIC 400 U STATES	LB 255720	3120	1213236	15266	8003
	255720	3120	1213236	15266	
ACETYSALICYLIC ACID 100 U KINGDOM 400 U STATES	LB 93160 36488	51233 16945	318358 106388	171662 48901	8004
	129648	68178	424746	220563	
ACID NITRIC 400 U STATES	LB 16166	1249	108638	7982	8005
	16166	1249	108638	7982	
ACID PHOSPHORIC 400 U STATES	LB 53488	2972	158536	9370	8006
	53488	2972	158536	9370	
ACID SULPHURIC 400 U STATES	LB 282683	3491	1253720	25465	8008
	282683	3491	1253720	25465	
ACID LACTIC 100 U KINGDOM 318 DENMARK 335 GERMANY W 354 NETHRLNDS 400 U STATES	LB 31091 7716 2205	9481 1434 433	82793 15432 11343	18823 2868 2301	8009
	9101	1776	11841	3112	
	50113	13124	28148	4713	
			149557	31817	
ACID NICOTINIC 327 FRANCE 376 SWITZRLND 400 U STATES	LB 330	757	444 330	1921 757	8010
	330	757	44202	96360	
			44976	99038	
SALICYLIC ACID 100 U KINGDOM 400 U STATES	LB 800	372	8720 8888	4504 3463	8011
	800	372	17608	7967	
ACID ACETIC AND PYROLIGNEOUS 400 U STATES	GAL		313	260	8012
			313	260	
ACID CRESYLIC 100 U KINGDOM 400 U STATES	LB 11200 464	1060 66	116514 36283	10052 3373	8015
	11664	1126	152797	13425	
XANTHATES FOR ORES 335 GERMANY W 400 U STATES	LB 675300	155992	11433 2993270	1812 755415	8016
	675300	155992	3004703	757227	
ACID OXALIC 327 FRANCE 335 GERMANY W 354 NETHRLNDS 400 U STATES	LB 22090 51786 36045	2218 5612 3659	22090 162740 58091	2218 17879 6091	8017
	600	101	65086	10741	
	110521	11590	308007	36929	
ACID TANNIC 100 U KINGDOM 376 SWITZRLND 400 U STATES	LB 219	204	5414 8812 3969	4536 8953 4946	8020
	219	204	18195	18435	
TARTARIC ACID CRYSTAL OR POWD 100 U KINGDOM 327 FRANCE 335 GERMANY W 344 ITALY 400 U STATES	LB 81760	26985	210560 2205 2205	72752 670 696	8021
	21164	6778	34440 700	11061 583	
	102924	33763	250110	85762	
ACIDS N O P 100 U KINGDOM 306 BELGIUM 318 DENMARK 327 FRANCE 335 GERMANY W 344 ITALY 352 MEXICO 376 SWITZRLND 400 U STATES	LB 175047 220 55 456	41607 507 662 1754	467496 220 496 1696 192573	117236 507 1319 3579 57730	8022
	580	1701	77	896	
	494393	112954	1902	2853	
	670751	159185	610	1625	
			3243734	728851	
ACID ARSENIC 400 U STATES	LB		519631	18262	8023
			519631	18262	
ASCORBIC ACID 347 JAPAN 376 SWITZRLND 400 U STATES		4608		4608	8024
		12126		11115	
		16734		80958	
				96681	
ACID FORMIC 335 GERMANY W 354 NETHRLNDS	LB 235350 3858	25327 317	464382 52468	47964 4438	8025

IMPORTS INTO CANADA FOR CONSUMPTION

Articles and Countries from which Imported	MONTH OF MAY 1957		FIVE MONTHS ENDED MAY 1957		Class Number
	Quantities	Values (\$)	Quantities	Values (\$)	
400 U STATES	4200	675	6896	1145	
ACID CHROMIC	243408	26319	523746	53547	8026
100 U KINGDOM	36000	9583	102000	27081	
335 GERMANY W	4409	1202	8818	2213	
400 U STATES	52990	14340	414330	110748	
ACID CARBOLIC OR PHENOL	93399	25125	525148	140042	
400 U STATES	715240	123763	2931480	507837	8027
AMYL ALCOHOL	715240	123763	2931480	507837	
400 U STATES	108	156	6964	9936	8032
BUTYL ALCOHOL	108	156	6964	9936	
100 U KINGDOM	800	265	1120	380	8034
400 U STATES	136157	16125	282044	33063	
METHYL ETHYL KETONE ETC	136957	16390	283164	33443	
400 U STATES	403633	44491	2234976	276142	8035
ETHYL AND METHYL ALCOHOL	403633	44491	2234976	276142	
381 ALASKA	524087	136730	169	609	8036
400 U STATES	524087	136730	1080757	329695	
RUM TO BE DENATURED	524087	136730	1080926	330304	8037
224 JAMAICA	111	123	389	432	
400 U STATES	105	172	105	172	
ISOPROPYL ALCOHOL	216	295	494	604	
400 U STATES	182	186	6321	24547	8038
CELLULOSE ACETATE PHOTO FILM	182	186	6321	24547	
400 U STATES		130323		560310	8046
COLLOIDION FOR FILMS ENGRAVERS		130323		560310	
400 U STATES	25	75	25	75	8047
CAFFEINE AND SALTS	25	75	25	75	
100 U KINGDOM			175	783	8052
335 GERMANY W	11150	22759	41865	84502	
354 NETHRLNDS	13200	31500	13200	31500	
376 SWITZRLND			4400	8034	
COCAINE	24350	54259	59640	124819	
100 U KINGDOM			245	2985	8053
CODEINE AND SALTS			245	2985	
100 U KINGDOM			15016	71029	8054
215 INDIA	5000	31328	10000	63804	
335 GERMANY W			500	2024	
OPIUM DERIVATIVES N O P	5000	31328	25516	136857	
100 U KINGDOM	480	809	1578	6701	8056
215 INDIA			50	440	
327 FRANCE			54	364	
354 NETHRLNDS			1006	1853	
400 U STATES	90	281	200	835	
OPIUM	570	1090	2888	10193	
100 U KINGDOM			30	357	8057
QUININE SALTS			30	357	
335 GERMANY W			5904	1310	8059
400 U STATES	4196	1288	29406	10065	
STRYCHNINE AND SALTS	4196	1288	35310	11375	
100 U KINGDOM			3160	2303	8060
PREPARATIONS WEED KILLING			3160	2303	
100 U KINGDOM		20603		330251	8069
318 DENMARK		56037		84708	
335 GERMANY W				19481	
354 NETHRLNDS		13579		26498	
400 U STATES		843689		1711386	
NICOTINE AND SALT FOR SPRAYING		933908		2172324	
100 U KINGDOM			3000	2183	8070
400 U STATES	84	54	10237	6530	
CHLOROPICRIN INSECTICIDES	84	54	13237	8713	
400 U STATES		17458		35843	8071
SPRAYS IN PKGS NOT OVER 3 LBS		17458		35843	
100 U KINGDOM		9855		12620	8072
335 GERMANY W				154	
400 U STATES		40137		142178	
DISINFECTANTS OIPS SPRAYS NOP		49992		154952	
100 U KINGDOM		29325		143829	8073
318 DENMARK				32783	
327 FRANCE		2113		6863	
335 GERMANY W		13627		41888	
359 NORWAY				301	
376 SWITZRLND		9188		36765	
400 U STATES		1220464		4424157	
		1274717		4686586	

IMPORTS INTO CANADA FOR CONSUMPTION

143

Articles and Countries from which Imported	MONTH OF MAY 1957		FIVE MONTHS ENDED MAY 1957		Class Number
	Quantities	Values (\$)	Quantities	Values (\$)	
MEDICINAL PREPARATIONS ORY					8074
100 U KINGDOM		94240		315121	
231 HONG KONG		8346		25140	
234 AUSTRALIA				2052	
306 BELGIUM				2403	
318 DENMARK				4722	
327 FRANCE		10694		67178	
335 GERMANY W		1925		35473	
347 JAPAN		202		983	
354 NETHRLNDS		1217		3705	
375 SWEDEN				77	
376 SWITZRLND		63920		261582	
390 GERMANY E				1046	
400 U STATES		481875		2311338	
		662419		3030820	
MEDICINAL PREPARATIONS LIQUID					8075
100 U KINGDOM		5243		19071	
231 HONG KONG		1410		3995	
327 FRANCE		9840		24450	
335 GERMANY W				1881	
344 ITALY		643		943	
347 JAPAN				480	
354 NETHRLNDS		1530		1530	
375 SWEDEN				309	
376 SWITZRLND		818		5963	
400 U STATES		121863		756850	
		141347		815472	
MEDICINAL PREPARATIONS OTHER					8076
100 U KINGDOM		121		121	
231 HONG KONG		347		2485	
327 FRANCE				26907	
335 GERMANY W		210		210	
344 ITALY				92	
347 JAPAN				192	
376 SWITZRLND		575		929	
400 U STATES		23216		51197	
		24469		82133	
MEDICATED WINES UNDER 40 PROOF	GAL				8077
MENTHOL NATURAL OR SYNTHETIC					8078
100 U KINGDOM		828		4716	
234 AUSTRALIA		3070		3070	
309 BRAZIL		3779		46237	
313 CHINA				5783	
335 GERMANY W				2041	
347 JAPAN				22932	
354 NETHRLNDS				11364	
393 TAIWAN				3677	
400 U STATES		3240		27370	
		10917		127190	
PAPAINE					8079
100 U KINGDOM				845	
203 B E AFR		8500		21498	
217 CEYLON		3257		3257	
400 U STATES		486		6828	
		12243		32428	
SPIRITS AND STRONG WATERS	GAL				8081
100 U KINGDOM			121	860	
231 HONG KONG	648	2824	4777	19046	
327 FRANCE			1	146	
335 GERMANY W			5	278	
344 ITALY			1	82	
376 SWITZRLND			1	60	
400 U STATES	209	3444	950	17539	
	857	6268	5856	38011	
EXTRACT OF CASCARA SAGRADA					8082
400 U STATES		1884		17797	
		1884		17797	
PENICILLIN AND PRODUCTS					8083
100 U KINGDOM		4379		12295	
305 AUSTRIA		4416		20192	
318 DENMARK				7141	
400 U STATES		59699		324594	
		68494		364222	
STREPTOMYCIN AND PRODUCTS					8084
100 U KINGDOM				1465	
400 U STATES		8549		43673	
		8549		45138	
SULPHA DRUGS					8085
100 U KINGDOM		8323		38055	
318 DENMARK		2060		22554	
327 FRANCE				16441	
335 GERMANY W		365		699	
354 NETHRLNDS				16499	
376 SWITZRLND		13059		17648	
400 U STATES		57053		115242	
		80860		227138	
ANTIBIOTICS N O P					8086
100 U KINGDOM		9878		46498	
318 DENMARK				3715	
327 FRANCE				1450	
400 U STATES		195188		1634325	
		205066		1685988	
ANILINE DYES 1 LB OR OVER	LB				8091
100 U KINGDOM	135865	140827	475957	511180	
306 BELGIUM	1543	1258	7761	7190	

IMPORTS INTO CANADA FOR CONSUMPTION

Articles and Countries from which Imported	MONTH OF MAY 1957		FIVE MONTHS ENDED MAY 1957		Class Number
	Quantities	Values (\$)	Quantities	Values (\$)	
327 FRANCE	11116	17162	78479	107661	
335 GERMANY W	41517	36812	213056	262950	
344 ITALY			4828	2975	
354 NETHRLNDS	2640	3644	13665	13942	
376 SWITZRLND	43866	92885	296306	555570	
400 U STATES	275944	351188	1660337	2225555	
	512491	643776	2750389	3687023	
ANILINE AND COAL TAR DYES NOP	LB		500	905	8092
100 U KINGDOM					
400 U STATES	3350	15300	15616	93056	
	3350	15300	16116	93961	
ANILINE OIL CRUDE	LB				8093
400 U STATES	16275	3125	26625	5074	
	16275	3125	26625	5074	
ANILINE SALTS AND ALIZARIN	LB				8094
100 U KINGDOM	11820	4088	16660	17149	
335 GERMANY W	661	127	661	127	
400 U STATES			265	283	
	12481	4215	17586	17559	
COAL TAR BASE OR SALT FOR DYES	LB				8095
100 U KINGDOM	6728	5857	52248	48706	
306 BELGIUM	1764	1193	2700	2062	
335 GERMANY W	2095	2424	74674	73857	
344 ITALY			22685	13639	
354 NETHRLNDS	634	524	744	676	
376 SWITZRLND	2272	1902	12036	9946	
400 U STATES	61452	46738	227811	225377	
	74945	58638	392898	374263	
CAMWOOD AND SUMAC AND EXTRACT	CWT				8103
400 U STATES			37	405	
			37	405	
CHEM COMP FOR DYEING TANNING NOP	CWT				8104
100 U KINGDOM	266	3679	4035	84940	
327 FRANCE	330	6653	530	11301	
335 GERMANY W	959	16205	5216	109092	
344 ITALY			22	1967	
376 SWITZRLND	12	836	481	24191	
400 U STATES	22300	89495	79950	455323	
	23867	116868	90234	686814	
BASIC CHROMIC SULPHATE	CWT				8105
100 U KINGDOM	1080	8484	3036	23858	
335 GERMANY W	50	558	710	6524	
400 U STATES	1934	19555	10068	101074	
	3064	28597	13814	131456	
INDIGO INDIGO PASTE OR EXTRACT	CWT				8106
100 U KINGDOM	125	10780	523	43162	
400 U STATES			1	92	
	125	10780	524	43254	
IRON AND RED LIQUOR FOR DYEING	CWT				8107
400 U STATES			5	50	
			5	50	
LOGWOOD AND FUSTIC EXTRACT	CWT				8109
400 U STATES	57	1788	311	10997	
	57	1788	311	10997	
QUEBRACHO EXTRACT	CWT				8111
304 ARGENTINA	5459	49374	21227	224143	
362 PARAGUAY	2345	23510	2581	25975	
400 U STATES	1216	11643	2261	21954	
	9020	64527	26069	272072	
TERRA JAPONICA GAMBIER CUTCH	CWT				8113
100 U KINGDOM	106	1340	636	7646	
	106	1340	636	7646	
TURMERIC	CWT				8114
215 INDIA	67	646	785	8676	
224 JAMAICA			112	976	
400 U STATES			67	712	
	67	646	964	10364	
NON EDIBLE SEEDS BEANS NUTS	CWT				8115
100 U KINGDOM			1	97	
224 JAMAICA			358	1068	
400 U STATES	18	469	346	6426	
	18	469	705	7591	
CHESTNUT EXTRACT	CWT				8116
327 FRANCE	220	2374	220	2374	
344 ITALY	2424	23569	8488	82781	
400 U STATES	1102	9827	1653	14928	
	3746	35770	10361	100083	
SPRUCE EXTRACT	CWT				8117
400 U STATES	230	1318	501	2865	
	230	1318	501	2865	
MYROBALAN EXTRACT	CWT				8118
100 U KINGDOM			775	7104	
400 U STATES			1108	7234	
			1883	14338	
WATTLE EXTRACT	CWT				8119
203 B E AFR			558	5210	
207 UN SO AFR			5322	43239	
400 U STATES			1247	10824	
			7127	59273	
HEMLOCK EXTRACT	CWT				8120
400 U STATES	10	76	249	1772	
	10	76	249	1772	
EXTRACTS N O P DYEING TANNING	CWT				8121
100 U KINGDOM	1	288	115	2001	
219 BEI OTHER			45	391	
234 AUSTRALIA			226	1757	

IMPORTS INTO CANADA FOR CONSUMPTION

Articles and Countries from which Imported	MONTH OF MAY 1957		FIVE MONTHS ENDED MAY 1957		Class Number
	Quantities	Values (\$)	Quantities	Values (\$)	
335 GERMANY W			3	57	
379 TURKEY	551	5291	827	7817	
400 U STATES	1827	11614	11399	60667	
	2379	17193	12615	72690	
BINITROTOLUOL FOR EXPLOSIVES	LB				8131
400 U STATES			10000	5376	
			10000	5376	
NITRATE COMPOUNDS NOP FOR EXPL	LB				8138
100 U KINGDOM	11200	1307	32400	3742	
400 U STATES	111400	12167	469700	55314	
	122600	13474	502100	59056	
BLASTING AND MINING POWOER	LB				8133
DYNAMITE AND NITRO GLYCERINE	LB				8134
400 U STATES	50000	12158	52850	13372	
	50000	12158	52850	13372	
FIREWORKS FIRECRACKERS					8135
100 U KINGDOM		23971		54486	
231 HONG KONG		5545		81163	
335 GERMANY W		56		1179	
347 JAPAN		1154		2996	
375 SWEDEN		5246		9061	
400 U STATES		35972		33592	
				182477	
FUSE NON METALLIC					8136
100 U KINGDOM				69	
400 U STATES		241		6197	
		241		6266	
GUN RIFLE SPORTING POWOER	LB				8137
100 U KINGDOM	1755	2978	41755	14139	
400 U STATES	31219	26811	180219	158215	
	32974	29789	221974	172354	
EXPLOSIVES N O P	LB				8138
400 U STATES	33000	25385	120895	90431	
	33000	25385	120895	90431	
NITROGEN SOLUTION	CWT				8149
400 U STATES	57657	176533	338982	964942	
	57657	176533	338982	964942	
NITROGEN FERTILIZER N O P	CWT				8150
359 NORWAY			200	541	
400 U STATES			430	614	
			630	1155	
AMMONIUM SULPHATE	CWT				8151
100 U KINGDOM	548	1896	2227	6967	
335 GERMANY W			1102	2423	
400 U STATES	11776	19467	19476	34617	
	12324	21363	22805	44007	
BASIC SLAG	CWT				8152
POTASH MURIATE OF	CWT				8155
327 FRANCE	38000	61080	221330	354555	
335 GERMANY W			75000	81725	
400 U STATES	240220	266538	849987	962081	
	278220	327618	1146317	1398361	
POTASH SULPHATE OF	CWT				8156
327 FRANCE	5037	11112	5037	11112	
400 U STATES	26575	42997	123535	200847	
	31612	54109	128572	211959	
SODA NITRATE OR CUBIC NITRE	CWT				8157
100 U KINGDOM			762	3226	
312 CHILE	2200	5742	6206	16239	
400 U STATES	110468	226594	173458	368212	
	112668	232336	180426	387677	
TRIPLE SUPERPHOSPHATE	CWT				8161
400 U STATES	34697	79348	226524	507679	
	34697	79348	226524	507679	
SUPERPHOSPHATE N O P	CWT				8162
400 U STATES	449590	456829	1395775	1365477	
	449590	456829	1395775	1365477	
PHOSPHATE FERTILIZER N O P	CWT				8163
306 BELGIUM	1000	3305	1000	3305	
400 U STATES	12334	37953	27879	92123	
	13334	41258	28879	95428	
SULPHATE OF POTASH MAGNESIA	CWT				8164
400 U STATES	2256	1456	22988	15429	
	2256	1456	22988	15429	
POTASH FERTILIZER N O P	CWT				8165
FERTILIZER MIXEO	CWT				8166
100 U KINGDOM	24	1229	304	5291	
400 U STATES	46438	175317	174774	652292	
	46462	176546	175078	657583	
FERTILIZER MATERIALS N O P	CWT				8167
100 U KINGDOM	73	1233	73	1233	
335 GERMANY W	400	1808	400	1808	
400 U STATES	18337	38265	64697	145485	
	18810	41306	65170	148526	
LITHARGE	CWT				8171
100 U KINGDOM	100	1778	2037	34710	
400 U STATES	1385	25099	6820	124166	
	1485	26877	8857	156876	
LEAD RED DRY ORANGE MINERAL	LB				8172
100 U KINGDOM	45748	6764	175988	28862	
400 U STATES	12350	2206	24950	4595	
	58098	8970	200938	33457	

IMPORTS INTO CANADA FOR CONSUMPTION

Articles and Countries from which Imported	MONTH OF MAY 1957		FIVE MONTHS ENDED MAY 1957		Class Number
	Quantities	Values (\$)	Quantities	Values (\$)	
LEAD WHITE DRY 400 U STATES	LB		2327	824	8173
LEAD WHITE GROUND IN OIL 400 U STATES	LB		5146	1034	8174
ANTIMONY OXIDE 100 U KINGDOM	LB	20000	80000	18199	8179
400 U STATES		4538	32937	8416	
		20000	112937	26615	
LAMP BLACK 400 U STATES	LB	10312	56366	11259	8180
TITANIUM OXIDE 100 U KINGDOM	LB	10312	56366	11259	8181
335 GERMANY W		2254000	471148	9985860	2055622
400 U STATES		3896200	575429	330	190
		6150200	1046577	24305919	3482692
CARBON BLACK 400 U STATES	LB	2657708	165169	34292109	5538504
BONE BLACK AND IVORY BLACK 400 U STATES	LB	2657708	165169	19302779	1213311
BLANC FIXE 100 U KINGDOM	LB	30000	5508	92370	16595
306 BELGIUM		30000	5508	92370	16595
335 GERMANY W				7948	2530
400 U STATES				10000	371
		17905	1549	64136	1899
		17905	1549	85155	7609
BRONZE POWDER 100 U KINGDOM	LB	75	69	143	138
335 GERMANY W				1389	844
400 U STATES		2112	2138	7161	8947
		2187	2207	8693	9929
LITHOPONE 100 U KINGDOM	LB	184000	13029	259200	18468
306 BELGIUM				40000	2396
335 GERMANY W		80528	4578	193551	12830
354 NETHRLNDS		40000	2352	113069	6578
400 U STATES		190060	14362	658571	53336
		494588	34321	1264391	93608
OXIDE OF COBALT 400 U STATES	LB			3000	6784
OXIDE OF COPPER 100 U KINGDOM	LB			3000	6784
400 U STATES		9840	3901	101280	44016
		976	1165	9019	8970
		10816	5066	110299	52986
OXIDES FILLERS COLOURS DRY NOP 100 U KINGDOM	LB	109937	33515	478077	175527
318 DENMARK		7961	9293	38200	16968
327 FRANCE				35	154
335 GERMANY W		91035	4116	353314	20067
354 NETHRLNDS				200	179
372 SPAIN				175464	3682
376 SWITZRLND		110	248	385	860
400 U STATES		811231	279704	3057653	1230515
		1020274	326876	4103328	1447952
PARIS GREEN DRY 400 U STATES	LB			33500	9257
SATIN WHITE 400 U STATES	LB			33500	9257
ULTRAMARINE BLUE DRY OR PULP 100 U KINGDOM	LB	153984	2582	471374	7927
400 U STATES		153984	2582	471374	7927
ZINC WHITE OXIDE 100 U KINGDOM	LB	18550	3525	96367	18275
400 U STATES		14750	4625	55210	16001
		33300	8150	151577	34276
OXIDE OF TIN 100 U KINGDOM	LB	223185	31262	62400	7236
400 U STATES		223185	31262	686752	94449
				749152	101685
OCHRES SIENNAS AND UMBERS 100 U KINGDOM	LB	1456	1379	21188	19862
335 GERMANY W				200	209
375 SWEDEN		1456	1379	21388	20071
400 U STATES		7040	250	55280	1948
		46973	1256	220	149
		133091	6343	46973	1256
		187104	7849	863215	30650
PUTTY 100 U KINGDOM	LB			3400	208
400 U STATES		78593	14585	230208	41115
		78593	14585	233608	41323
ARTISTS AND CHILDRENS COLOURS 100 U KINGDOM			28073		123541
306 BELGIUM					133
327 FRANCE			131		1678
335 GERMANY W					2635
347 JAPAN			1635		2154
354 NETHRLNDS			482		1075
400 U STATES			28352		145295
			58673		276511

IMPORTS INTO CANADA FOR CONSUMPTION

147

Articles and Countries from which Imported	MONTH OF MAY 1957		FIVE MONTHS ENDED MAY 1957		Class Number
	Quantities	Values (\$)	Quantities	Values (\$)	
GOLD LIQUID PAINT 400 U STATES		2119		3191	8212
		2119		3191	
LIQUID FILLERS AND PAINTS N O P 100 U KINGDOM	GAL 1345	3895	4088	16962	8213
236 NEW ZEAL	40	259	80	519	
306 BELGIUM	16	100	16	100	
318 DENMARK			120	546	
335 GERMANY W	100	648	639	1839	
344 ITALY	150	450	150	450	
347 JAPAN			36	95	
354 NETHRLNDS			45	381	
359 NORWAY			220	919	
375 SWEDEN	5	85	5	85	
376 SWITZRLND			90	147	
400 U STATES	70651	248951	249147	946443	
	72307	254388	254636	968486	
SPIRIT VARNISHES AND LACQUERS 100 U KINGDOM	GAL 314	2419	952	7641	8214
318 DENMARK			50	232	
335 GERMANY W	248	1648	665	4357	
376 SWITZRLND	44	301	77	683	
400 U STATES	9916	45988	36002	170452	
	10522	50356	37746	183365	
STAINS AND OXIDES 100 U KINGDOM	LB 1804	2737	8765	10425	8215
400 U STATES	29351	26400	140227	125304	
	31155	29137	148992	135729	
VARNISHES LACQUERS JAPANS N O P 100 U KINGDOM	GAL 409	944	1829	6721	8216
318 DENMARK			49	122	
327 FRANCE	29	139	29	139	
335 GERMANY W			5	146	
375 SWEDEN			440	1097	
400 U STATES	26601	81133	129633	371043	
	27039	82216	131985	379268	
ALCOHOLIC PERFUMES UNDER 4 OZ 100 U KINGDOM		3663		11194	8221
231 HONG KONG				55	
316 CUBA				54	
327 FRANCE		11944		93472	
335 GERMANY W		260		16347	
344 ITALY		531		2940	
354 NETHRLNDS				609	
372 SPAIN		123		123	
400 U STATES		10832		55627	
		27353		180421	
ALCOHOLIC PERFUMES OVER 4 OZ 100 U KINGDOM	GAL 131	5179	205	12183	8222
231 HONG KONG			11	108	
327 FRANCE	15	261	300	19540	
335 GERMANY W	31	342	132	2415	
354 NETHRLNDS	3	271	3	271	
400 U STATES	143	2154	251	4110	
	323	8207	902	38627	
PERFUMERY TOILET PREPARATIONS 100 U KINGDOM		10137		32803	8224
231 HONG KONG				127	
327 FRANCE		5278		27483	
335 GERMANY W		23892		63367	
344 ITALY		2127		4114	
354 NETHRLNDS				7762	
375 SWEDEN		123		123	
376 SWITZRLND		134		245	
400 U STATES		66786		315121	
		108477		451145	
CASTILE SOAP 327 FRANCE	LB 2904	422	2904	422	8231
400 U STATES	969	378	3342	1320	
	3873	800	6246	1742	
COMMON OR LAUNDRY SOAP 100 U KINGDOM	LB		2221	193	8232
354 NETHRLNDS			1201	122	
400 U STATES	56575	9605	488895	70444	
	56575	9605	492317	70759	
LIQUID SOAP 100 U KINGDOM	LB 1000	102	8528	871	8234
400 U STATES	340459	60681	843030	175948	
	341459	60783	851558	176819	
SOAP POWDERS AND FLAKES 100 U KINGDOM	LB 29100	4695	42540	5788	8235
400 U STATES	640231	96564	2586279	388120	
	669331	101259	2628819	393908	
TOILET SOAP N O P 100 U KINGDOM		9760		31784	8236
305 AUSTRIA		618		618	
306 BELGIUM		3307		4196	
327 FRANCE		263		2481	
335 GERMANY W		575		4118	
344 ITALY		149		149	
354 NETHRLNDS		397		1047	
372 SPAIN				435	
400 U STATES		12860		84433	
		27929		129261	
WHALE OIL SOAP 100 U KINGDOM	LB		13440	746	8237

IMPORTS INTO CANADA FOR CONSUMPTION

Articles and Countries from which Imported	MONTH OF MAY 1957		FIVE MONTHS ENDED MAY 1957		Class Number
	Quantities	Values (\$)	Quantities	Values (\$)	
400 U STATES	1299	156	9425	1114	
SOAP N O P	1299	156	22865	1860	8238
100 U KINGDOM		2344		6364	
327 FRANCE				316	
335 GERMANY W		147		1247	
376 SWITZRLND				336	
400 U STATES		16116		57475	
ALUM IN BULK NOT CALCINED		18607		65738	
CWT					8251
100 U KINGDOM	1441	4517	4252	13944	
335 GERMANY W			106	755	
354 NETHRLNDS			264	333	
400 U STATES	327	1733	2448	11833	
CHLORIDE OF ALUMINUM	1768	6250	7070	26865	
CWT					8252
400 U STATES	2572	39891	11077	163052	
SULPHATE OF IRON COPPERAS	2572	39891	11077	163052	
CWT					8253
100 U KINGDOM	672	698	1544	2025	
400 U STATES	1800	2153	8420	13287	
SULPHATE OF ALUMINA ALUM CAKE	2472	2851	9964	15312	
CWT					8254
100 U KINGDOM	112	366	21212	39302	
335 GERMANY W	665	1122	2265	3912	
400 U STATES	5470	10193	29642	54657	
AMMONIA NITRATE	6247	11681	53119	97871	
LB					8261
100 U KINGDOM			560	61	
400 U STATES	4000	442	133409	9528	
SAL AMMONIAC	4000	442	133969	9589	
LB					8262
100 U KINGDOM	4480	349	170630	11643	
335 GERMANY W	11100	492	33100	1256	
400 U STATES	1300	218	46134	4496	
SAL AMMONIAC SKIMMINGS	16880	1059	249864	17395	
LB					8263
306 BELGIUM	44100	3117	44100	3117	
400 U STATES	55720	6252	204593	22019	
AMMONIA COMPOUNDS N O P	99820	9369	248693	25136	
LB					8264
100 U KINGDOM	41422	5152	162861	21653	
335 GERMANY W	11023	443	58201	4033	
354 NETHRLNDS	3920	531	10571	1742	
400 U STATES	46875	18549	3250073	125481	
AMMONIA ANHYDROUS	525140	24675	3481706	152909	
LB					8265
400 U STATES	7268778	260352	18460845	673937	
ANTIMONY SALTS TARTAR EMETIC	7268778	260352	18460845	673937	
LB					8271
335 GERMANY W	2205	1111	2205	1111	
400 U STATES	850	418	8489	4811	
ARSENOUS OXIDE ARSEN SULPHIDE	3055	1529	10694	5922	
LB					8273
400 U STATES			300	124	
COPPER SUBACETATE PRECIPITATE			300	124	
LB					8274
COPPER SULPHATE					8275
100 U KINGDOM	221240	24272	508060	58419	
375 SWEDEN	6600	103	6600	103	
400 U STATES	110912	22770	369275	66492	
TIN BICHLORIDE TIN CRYSTALS	338752	47145	883935	125014	
LB					8277
100 U KINGDOM	1000	674	2000	1338	
400 U STATES	1328	1422	6258	7396	
ZINC CHLORIDE	2328	2096	8258	8734	
LB					8278
100 U KINGDOM			45280	4457	
400 U STATES	7467	974	61350	6623	
ZINC SULPHATE	7467	974	106630	11080	
LB					8279
100 U KINGDOM	391664	13073	878208	33158	
306 BELGIUM	22000	1212	154000	8742	
335 GERMANY W			120000	3556	
400 U STATES	20625	1742	227425	19380	
BISMUTH SALTS	434289	16027	1379633	64836	
100 U KINGDOM		5350		11793	
LEAD ACETATE NOT GROUND		5350		11793	
LB					8291
100 U KINGDOM	1600	320	36850	6418	
400 U STATES			800	215	
LEAD ARSENATE	1600	320	37650	6633	
LB					8293
400 U STATES	19200	4056	53856	11476	
LEAD NITRATE NOT GROUND	19200	4056	53856	11476	
LB					8294
100 U KINGDOM	47440	6481	112728	16067	
400 U STATES	10800	2379	16992	3689	
COMPOUNDS OF TETRAETHYL LEAD	58240	8860	129720	19756	
LB					8295
400 U STATES	728032	264788	2297343	825536	
BROMINE	728032	264788	2297343	825536	
100 U KINGDOM	374	102	432	162	
					8301

IMPORTS INTO CANADA FOR CONSUMPTION

149

Articles and Countries from which Imported	MONTH OF MAY 1957		FIVE MONTHS ENDED MAY 1957		Class Number
	Quantities	Values (\$)	Quantities	Values (\$)	
400 U STATES	3623	2714	10094	6616	
CHLORINE LIQUID	3997	2816	10526	6778	
CHLORINE GAS	LB				8303
400 U STATES	6298900	180982	30081350	842397	
IODINE CRUDE	6298900	180982	30081350	842397	
	LB				8304
312 CHILE			19966	21083	
400 U STATES	5023	5374	19325	20290	
IODIZED SALTS FOR ANIMALS	5023	5374	39291	41373	
400 U STATES				2114	8305
CALCIUM ARSENAE	LB			2114	
400 U STATES			15000	1151	8311
CALCIUM CHLORIDE	CWT		15000	1151	
335 GERMANY W			190	958	8315
400 U STATES	92096	130442	278865	401988	
CHLORIDE OF LIME	92096	130442	279055	402946	
	CWT				8316
100 U KINGDOM	2232	8402	4590	17327	
347 JAPAN			88	1214	
354 NETHRLNDS	110	341	110	341	
400 U STATES	593	13283	2737	44358	
CALCIUM MOLYBDATE	2935	22026	7525	63240	
	LB				8318
400 U STATES	2479	2940	48140	57324	
CALCIUM COMPOS NOP EXC CITRATE	2479	2940	48140	57324	
100 U KINGDOM	62520	4082	107192	16179	8319
318 DENMARK	220	54	220	54	
327 FRANCE			553	787	
344 ITALY	220	422	440	824	
354 NETHRLNDS	58422	12438	177506	37948	
359 NORWAY			10000	274	
376 SWITZRLND	27831	18650	28931	21180	
400 U STATES	579363	68612	2501738	258792	
CREAM OF TARTAR IN CRYSTALS	728576	104258	2826580	336038	
	LB				8322
100 U KINGDOM	1120	320	27440	7895	
344 ITALY	11023	2538	39737	9418	
POTASH AND PEARL ASH	12143	2858	67177	17313	
	LB				8323
335 GERMANY W			15864	1431	
400 U STATES	22450	2703	179840	16041	
POTASH BICARBONATE	22450	2703	195704	17472	
	LB				8325
100 U KINGDOM	1120	143	1120	143	
POTASH BICHROMATE CRUOE	1120	143			
	LB				8326
100 U KINGDOM			8100	1315	
335 GERMANY W	10822	1524	13026	1865	
400 U STATES	32900	5613	178200	29995	
POTASH CAUSTIC	43722	7137	199326	33175	
	LB				8327
327 FRANCE	11880	1011	44678	4350	
335 GERMANY W	14286	1241	99603	8572	
354 NETHRLNDS			18551	1662	
375 SWEDEN	6500	1385	8500	1834	
400 U STATES	850019	35209	3151499	131282	
POTASH CHLORATE GROUND	882685	38846	3322831	147700	
	LB				8329
376 SWITZRLND			54646	7431	
400 U STATES			744	328	
POTASH RED OR YELLOW PRUSSIAE			55390	7759	
	LB				8330
335 GERMANY W	3000	855	6000	1818	
354 NETHRLNDS			4480	1279	
400 U STATES	905	433	4588	2132	
POTASH NITRATE OR SALT PETRE	3905	1288	15068	5229	
	LB				8331
100 U KINGDOM	23482	1772	23482	1772	
335 GERMANY W	147405	8194	359806	18981	
400 U STATES			3750	757	
POTASH COMPOUNDS N O P	170887	9966	387038	21510	
	LB				8332
100 U KINGDOM	25206	5921	45949	13014	
327 FRANCE	1096	254	1596	880	
335 GERMANY W	34834	3274	35556	4229	
354 NETHRLNDS	21924	6534	114572	19132	
400 U STATES	238784	32339	1481055	228059	
CLEANING COMPOUNDS SODIUM BASE	321844	48322	1678728	265314	
	LB				8337
100 U KINGDOM			11892	1539	
400 U STATES	1569597	212374	7187470	910041	
SODA BENZOATE	1569597	212374	7199362	911580	
	LB				8338
354 NETHRLNDS	10000	2904	10000	2904	
400 U STATES			20700	1821	
SODA BROMIDE	10000	2904	30700	4725	
	LB				8339
100 U KINGDOM	3300	1103	23121	7519	
400 U STATES	1500	438	4310	1536	
	4800	1541	27431	9055	

IMPORTS INTO CANADA FOR CONSUMPTION

Articles and Countries from which Imported		MONTH OF MAY 1957		FIVE MONTHS ENDED MAY 1957		Class Number
		Quantities	Values (\$)	Quantities	Values (\$)	
SODA CITRATE	400 U STATES	LB		4000	1235	8340
				4000	1235	
BAKING POWDER	335 GERMANY W	LB		3339	940	8341
		1332	422	3339	940	
BORAX	400 U STATES	LB		8156816	245426	8342
		2129161	62720	8156816	245426	
GLAUBER SALTS	100 U KINGDOM	LB		4383	309	8343
	335 GERMANY W	220462	2552	470315	7386	
	376 SWITZRLND			500	74	
	400 U STATES	58100	1651	1099675	19499	
		278562	4203	1574873	27268	
SODA ARSENIATE BINARSENIATE	100 U KINGDOM	LB		33600	2892	8344
	400 U STATES	11200	918	28400	15234	
		2000	1131	62000	18126	
		13200	2049			
SODA ASH OR BARILLA	100 U KINGDOM	LB		11059552	155740	8345
	400 U STATES	5408096	76429	81029610	1257311	
		13496700	218288	92089162	1413051	
		18904796	294717			
SODA BICARBONATE	100 U KINGDOM	LB		2324000	41743	8346
	400 U STATES	530000	9931	4211280	105849	
		916900	22436	6535280	147592	
		1446900	32367			
SODA BICHROMATE	100 U KINGDOM	LB		888380	103402	8347
	207 UN SO AFR	102000	11662	11200	1699	
	335 GERMANY W	11000	1254	33000	3777	
	365 POLAND			6614	625	
	400 U STATES	375851	45846	1728381	204376	
		488851	58762	2667575	313879	
SODA BISULPHATE OR NITRE CAKE	100 U KINGDOM	LB		10000	305	8348
	400 U STATES	346000	9593	1670245	42860	
		346000	9593	1680245	43165	
SODA BISULPHITE	100 U KINGDOM	LB		106904	5468	8349
	335 GERMANY W	8960	436	20000	804	
	354 NETHRLNDS			2204	119	
	400 U STATES	10000	434	58000	2532	
		18960	870	187108	8923	
SODA CAUSTIC IN PACKAGES	100 U KINGDOM	LB		70924	3235	8350
	327 FRANCE	31024	1017	11111	462	
	375 SWEDEN	11111	462	10000	1529	
	400 U STATES	5000	741	9404681	351291	
		2437852	94172	9496716	356517	
		2484987	96392			
SODA CAUSTIC IN SOLUTION	400 U STATES	LB		90171251	1143398	8352
		14295377	203760	90171251	1143398	
		14295377	203760			
SODA CHLORATE	400 U STATES	LB		520	187	8353
				520	187	
SODIUM CYANIDE	100 U KINGDOM	LB		1719434	217662	8354
	335 GERMANY W	806748	103439	315000	43354	
	400 U STATES	227000	31723	65000	11869	
		12000	2223	2099434	272885	
		1045748	137385			
SODIUM GLUTAMATE	313 CHINA	LB		10000	9801	8355
	347 JAPAN	5000	4889	2027	2902	
	400 U STATES	25708	28501	123767	134242	
		30708	33390	135794	146945	
SODA HYPOSULPHITE	100 U KINGDOM	LB		150080	5004	8356
	400 U STATES	33600	1093	264490	17008	
		40000	2381	414570	22012	
		73600	3474			
SODA NITRITE	100 U KINGDOM	LB		368840	15843	8357
	335 GERMANY W	60400	2740	4409	198	
	400 U STATES	800	145	9250	1227	
		61200	2885	382499	17268	
SODA PEROXIDE	100 U KINGDOM	LB		191068	24725	8358
	400 U STATES	46125	6275	132459	24586	
		451	234	323527	49311	
		46576	6509			
SODA PHOSPHATE N O P	100 U KINGDOM	LB		6156	3400	8359
	335 GERMANY W	2856	2147	2310	381	
	400 U STATES	318600	38237	2795467	267163	
		323766	40765	2803933	270944	
SODA PRUSSIAE	335 GERMANY W	LB		37400	3624	8360
	390 GERMANY E	110230	11828	110230	11828	
	400 U STATES	4000	576	51000	6736	
		114230	12404	198630	22188	
SODA SAL	400 U STATES	LB		3600	234	8361
		750	60	3600	234	
		750	60			
SODA SILICATE	100 U KINGDOM	LB		347761	10412	8362
	400 U STATES	83200	2931	2741934	127613	
		753460	36445	3089695	138025	
		836660	39376			

IMPORTS INTO CANADA FOR CONSUMPTION

151

Articles and Countries from which Imported	MONTH OF MAY 1957		FIVE MONTHS ENDED MAY 1957		Class Number
	Quantities	Values (\$)	Quantities	Values (\$)	
SODA SULPHATE CRUDE SALT CAKE	LB				8363
100 U KINGDOM	6720000	57485	6720000	57485	
400 U STATES	3302880	27480	15995624	141725	
	10022880	84965	22715624	199210	
SODA SULPHIDE	LB				8364
100 U KINGDOM	69888	3173	297704	12960	
400 U STATES	399882	18692	1075104	52867	
	469770	21865	1372808	65827	
SODA SULPHITE	LB				8365
100 U KINGDOM	1064900	19290	2520900	51287	
400 U STATES	443000	16960	1562580	54463	
	1507900	36250	4083480	105750	
SODIUM COMPOUNDS N O P	LB				8366
100 U KINGDOM	275618	25864	659547	100003	
317 CZECHO S	22046	1047	22046	1047	
318 DENMARK	22000	1056	66000	3239	
327 FRANCE	33712	1847	66703	18595	
335 GERMANY W	120056	16050	197214	34217	
354 NETHRLNDS	3360	1526	5600	2552	
372 SPAIN			62125	2518	
375 SWEDEN	40000	5957	44409	11573	
376 SWITZRLND	110	627	110	627	
400 U STATES	2141487	139945	8175394	555542	
	2658389	193919	9299148	729913	
SODA PHOSPHATE DISODIUM	LB				8367
400 U STATES	8000	645	47500	3742	
	8000	645	47500	3742	
SODA PHOSPHATE TRISODIUM	LB				8368
400 U STATES	128175	6341	346876	18029	
	128175	6341	346876	18029	
SODA FLUORIDE	LB				8369
100 U KINGDOM	8960	1474	198224	22742	
400 U STATES	16000	2553	23350	5476	
	24960	4027	221574	28218	
SODA ANTIMONATE	LB				8370
400 U STATES	40000	10214	121000	31174	
	40000	10214	121000	31174	
ACID PHOSPHATE NOT MEDICINAL	LB				8371
100 U KINGDOM			2200	1072	
400 U STATES	130470	12182	766506	71422	
	130470	12182	768706	72494	
BARIUM PEROXIDE	LB				8372
HYDROGEN PEROXIDES IN SOLUTION	LB				8373
400 U STATES	331162	79095	1254112	268859	
	331162	79095	1254112	268859	
MAGNESIUM CARBONATE	LB				8374
100 U KINGDOM	32000	2123	162662	10901	
400 U STATES	2200	270	14450	1432	
	34200	2393	177112	12333	
MAGNESIUM SALTS COMPOUNDS NOP	LB				8375
100 U KINGDOM	30900	8435	73461	23298	
335 GERMANY W	11860	1139	36012	1638	
354 NETHRLNDS	22046	307	22046	307	
400 U STATES	688844	15893	6938333	157378	
	753650	25774	7069852	182621	
MAGNESIUM SULPHATE EPSOM SALTS	LB				8376
100 U KINGDOM	6210	471	31638	1305	
335 GERMANY W	165600	1440	580269	5023	
400 U STATES	198000	4038	758200	15629	
	369810	5949	1370107	21957	
MERCURY SALTS					8377
100 U KINGDOM				9663	
400 U STATES		470		1482	
		470		11145	
PHOSPHORUS AND COMPOUNDS N O P	LB				8378
100 U KINGDOM			11	62	
400 U STATES	23970	3427	78622	14013	
	23970	3427	78633	14075	
RADIUM					8379
100 U KINGDOM		1026		14856	
306 BELGIUM		28789		144000	
400 U STATES		1820		18224	
		31635		177080	
MOLYBDENUM OXIDE	LB				8380
400 U STATES	100880	69900	316553	219643	
	100880	69900	316553	219643	
ETHYL CHLORIDE	LB				8388
335 GERMANY W			532	253	
400 U STATES	2199487	146341	9908678	665469	
	2199487	146341	9909210	665722	
ACETONE					8389
400 U STATES		5254		6944	
		5254		6944	
ETHYLENE DICHLORIDE	LB				8390
400 U STATES			11300	1085	
			11300	1085	
AMYL ACETATE					8391
100 U KINGDOM		140		277	
400 U STATES		1097		13586	
		1237		13863	
BLACKING SHOE LEATHER DRESSING					8392
100 U KINGDOM		7668		18572	
306 BELGIUM		81		81	
327 FRANCE		146		379	
335 GERMANY W				216	

IMPORTS INTO CANADA FOR CONSUMPTION

Articles and Countries from which Imported	MONTH OF MAY 1957		FIVE MONTHS ENDED MAY 1957		Class Number
	Quantities	Values (\$)	Quantities	Values (\$)	
354 NETHRLNDS				5766	
375 SWEDEN		697		862	
376 SWITZRLND		2046		7496	
400 U STATES		144351		551280	
BLUEING LAUNDRY		154989		584652	
100 U KINGDOM		7509		35316	8393
400 U STATES		6414		11913	
		13923		47229	
CAMPHOR NATURAL OR SYNTHETIC	LB				8394
100 U KINGDOM			8270	3432	
393 TAIWAN			1000	381	
400 U STATES	4100	2689	16336	10280	
	4100	2689	25606	14093	
CARBON BISULPHIDE N O P	LB				8395
400 U STATES	24750	1572	33374	2567	
	24750	1572	33374	2567	
CARBON TETRACHLORIDE	LB				8396
335 GERMANY W			66006	5418	
400 U STATES	790	324	11928	1679	
	790	324	77934	7097	
CHLOROFORM	LB				8397
100 U KINGDOM			650	349	
400 U STATES	6230	1562	85829	17860	
	6230	1562	86479	18209	
CYANIDE OF POTASSIUM	LB				8398
100 U KINGDOM	29680	9739	67616	20894	
335 GERMANY W	40790	13198	40790	13198	
400 U STATES	200	100	16996	6731	
	70670	23037	125402	40823	
ETHYLENE GLYCOL FOR ANTIFREEZE	LB				8399
ETHYLENE GLYCOL N O P	LB				8400
400 U STATES	2100	308	9495	2369	
	2100	308	9495	2369	
FORMALDEHYDE	LB				8401
100 U KINGDOM	2400	96	2400	96	
400 U STATES	716020	26990	2996487	117057	
	718420	27086	2998887	117153	
GLYCERINE CRUDE	LB				8402
400 U STATES	157440	27394	1471130	248200	
	157440	27394	1471130	248200	
GLYCERINE FOR EXPLOSIVES	LB				8403
100 U KINGDOM			56000	11379	
400 U STATES	244920	63250	577370	146595	
	244920	63250	633370	157974	
GLYCERINE N O P	LB				8404
400 U STATES	570	194	88348	25075	
	570	194	88348	25075	
INK PRINTING	LB				8405
100 U KINGDOM	40640	19259	224124	102287	
305 AUSTRIA			2336	1067	
318 DENMARK	942	622	4999	3350	
335 GERMANY W	4265	2937	22851	14650	
400 U STATES	196281	79164	729941	359799	
	242128	101982	984251	481153	
INK ROTOGRAVURE	LB				8406
400 U STATES	83777	27006	413168	108412	
	83777	27006	413168	108412	
INK WRITING					8407
100 U KINGDOM		465		1311	
231 HONG KONG		128		128	
335 GERMANY W				599	
400 U STATES		15364		51839	
		15957		53877	
NAPHTHALENE FLAKES AND BALLS	LB				8408
335 GERMANY W	77130	5583	126787	9182	
354 NETHRLNDS	66569	5054	176690	13394	
400 U STATES	2200	324	12640	1452	
	145899	10961	316117	24028	
NITROUS ETHER	GAL				8409
100 U KINGDOM			17	116	
400 U STATES			10	173	
			27	289	
CHEMICALS FOR SYNTHETIC RESINS	LB				8410
400 U STATES	95260	24966	462068	114783	
	95260	24966	462068	114783	
SULPHURIC ETHER	LB				8411
100 U KINGDOM			1047	539	
400 U STATES	35336	9930	258353	41830	
	35336	9930	259400	42369	
THEOBROMINE DIMETHYL SULPHATE	LB				8412
POLISH KNIFE OR OTHER N O P					8413
100 U KINGDOM		2098		11987	
234 AUSTRALIA				69	
318 DENMARK				143	
335 GERMANY W		157		4889	
354 NETHRLNDS		941		941	
359 NORWAY				54	
375 SWEDEN				545	
400 U STATES		44008		231228	
		47204		249856	
VANILLIN	LB				8414
100 U KINGDOM	950	3879	3650	14969	
335 GERMANY W			336	1783	

IMPORTS INTO CANADA FOR CONSUMPTION

Articles and Countries from which Imported	MONTH OF MAY 1957		FIVE MONTHS ENDED MAY 1957		Class Number
	Quantities	Values (\$)	Quantities	Values (\$)	
400 U STATES			150	400	
ALL OTHER DRUGS CHEMICALS NOP	950	3879	4136	17152	8415
100 U KINGDOM		482307		1823381	
207 UN SO AFR				315	
231 HONG KONG		3935		20853	
234 AUSTRALIA				343	
236 NEW ZEAL				7428	
305 AUSTRIA				190	
306 BELGIUM		2833		7564	
314 COLOMBIA				1070	
317 CZECHOS		110		3236	
318 DENMARK		4191		24134	
327 FRANCE		17615		228611	
335 GERMANY W		62700		268891	
344 ITALY		4603		15630	
347 JAPAN		8210		17579	
352 MEXICO		1651		3334	
354 NETHRLNDS		5249		54798	
359 NORWAY				1072	
372 SPAIN		400		400	
375 SWEDEN		3111		10676	
376 SWITZRLND		92021		309472	
387 VENEZUELA				882	
400 U STATES		4942667		24981308	
PHTHALIC ANHYDRIOE		5631603		27781167	8416
305 AUSTRIA	LB 44092	7593	44092	7593	
306 BELGIUM			145600	21370	
327 FRANCE			88150	12766	
335 GERMANY W	37479	5874	66600	10652	
344 ITALY	581769	87567	977225	149607	
354 NETHRLNDS	11023	1586	11023	1586	
365 POLAND			110200	14900	
400 U STATES	63600	13405	91840	19700	
MATERIALS NOP FOR PLASTICS	737963	116025	1534730	238174	8422
100 U KINGDOM		1671		3289	
207 UN SO AFR				4288	
335 GERMANY W		5834		91217	
354 NETHRLNDS				4724	
400 U STATES		777742		3762026	
CASINGS SYNTHETIC FOR MEATS		785247		3865544	8423
335 GERMANY W	LB 224	437	3357	5313	
400 U STATES	49323	64575	131482	176388	
TUNGSTEN CARBIOE IN TUBES	49547	65012	134839	181701	8425
400 U STATES		4597		33387	
BUTADIENE		4597		33387	8428
400 U STATES		501361		2714815	
ETHYL BENZENE		501361		2714815	8429
GASOLINE ANTI OXIDANTS					8430
400 U STATES	LB 30506	23165	227188	168617	
SYNTHETIC RESIN GLUE	30506	23165	227188	168617	8431
100 U KINGDOM	LB 3230	240	3658	430	
335 GERMANY W	1035	379	5066	2434	
344 ITALY	471	506	471	506	
400 U STATES	303921	101259	1100033	346343	
RIBDFLAVIN	308657	102384	1109228	349713	8432
376 SWITZRLND		9176		20683	
400 U STATES		63200		141002	
YEAST DEAD OR INACTIVE		72376		161685	8433
400 U STATES	LB 33728	6817	224125	53822	
CATALYSTS PETROLEUM REFINING	33728	6817	224125	53822	8434
100 U KINGDOM				51761	
400 U STATES		310934		3051135	
FATTY ALCOHOLS		310934		3102896	8435
335 GERMANY W		1211		72478	
400 U STATES		119053		386220	
MATERIALS NOP FOR CHROM OXIDE		120264		458698	8436
FLUORESCENT COATING OR POWDER					8437
400 U STATES	LB 11223	42838	49803	180165	
CELLULOSE ESTERS NO ADMIXTURE	11223	42838	49803	180165	8500
347 JAPAN		163		163	
400 U STATES		172669		862925	
CELLULOSE COMPODS MOULDING ETC		172632		863088	8530
400 U STATES		86543		473464	
CELLULOSE PLASTICS FOAMD EXPND		86543		473464	8550
318 DENMARK				288	
335 GERMANY W		626		10730	
400 U STATES		10089		24852	
		10715		35877	

IMPORTS INTO CANADA FOR CONSUMPTION

Articles and Countries from which Imported	MONTH OF MAY 1957		FIVE MONTHS ENDED MAY 1957		Class Number
	Quantities	Values (\$)	Quantities	Values (\$)	
CELLULOSE COMPOUNDS N O P					
400 U STATES		6067		24898	8570
		6067		24898	
CELLULOSE PLASTIC PRIM SHAPES					
100 U KINGDOM		2906		12176	8600
335 GERMANY W		2523		4798	
344 ITALY		567		5411	
376 SWITZRLND				1310	
400 U STATES		160015		733749	
		166011		757444	
CELLUL PLAST SHAPES REINFORCED					
100 U KINGDOM				2593	8630
335 GERMANY W		50		4097	
400 U STATES		19387		148384	
		19437		155074	
LAMINATD MOULDED CELL PLASTICS					
100 U KINGDOM				6740	8650
400 U STATES		10776		93072	
		10776		99812	
CELL NITRATE ENGRAVING SHEETS					
100 U KINGDOM				737	8670
335 GERMANY W				5925	
400 U STATES		2903		39010	
		2903		45672	
MFRS OF CELLULOSE PLASTICS NOP					
100 U KINGDOM		22374		80454	8700
231 HONG KONG				495	
305 AUSTRIA				262	
306 BELGIUM				225	
322 EGYPT				176	
327 FRANCE		758		1534	
335 GERMANY W		598		4493	
344 ITALY		415		746	
347 JAPAN		95		3222	
354 NETHRLNDS		317		547	
359 NORWAY				101	
375 SWEDEN				2136	
376 SWITZRLND				135	
400 U STATES		137892		691912	
		162449		786438	
MFRS OF REGEN CELLULOSE NOP					
100 U KINGDOM		19952		199419	8720
231 HONG KONG		81		1282	
305 AUSTRIA				595	
327 FRANCE				1023	
335 GERMANY W		246		1519	
344 ITALY				97	
347 JAPAN				1447	
359 NORWAY				280	
375 SWEDEN		3015		4966	
376 SWITZRLND		780		3767	
400 U STATES		175963		597197	
		200037		811592	
SYNTHETIC RESINS NO ADMIXTURE					
100 U KINGDOM		4611		47261	8750
327 FRANCE		5935		19996	
335 GERMANY W		11527		27685	
359 NORWAY				2142	
376 SWITZRLND				1691	
400 U STATES		1961365		8965854	
		1983438		9064629	
SYNTHETIC RESINS IN SOLUTIONS					
100 U KINGDOM		635		635	8770
335 GERMANY W		9393		21064	
400 U STATES		408163		2016813	
		418191		2038512	
SYNTH RESIN COMPDs MOULDNG ETC					
100 U KINGDOM		25560		122042	8800
335 GERMANY W		15110		15612	
344 ITALY				3735	
400 U STATES		381057		1695018	
		421727		1836407	
SYNTH RESINS FOAMED EXPANDED					
100 U KINGDOM				64	8830
335 GERMANY W		14481		96036	
354 NETHRLNDS				479	
400 U STATES		62832		275602	
		77313		372181	
SYNTH RESIN COMPOSITIONS NOP					
100 U KINGDOM		62		62	8850
335 GERMANY W				2009	
344 ITALY				256	
400 U STATES		335125		1079358	
		335187		1081685	
SYNT OR PROT PLAST PRIM SHAPES					
100 U KINGDOM		53165		327268	8870
335 GERMANY W		13403		113260	
344 ITALY				3734	
347 JAPAN		258		1139	
354 NETHRLNDS				289	
400 U STATES		894340		3968690	
		961166		4414380	
SYNTH RESIN SHAPES REINFORCED					
100 U KINGDOM		779		31351	8900
306 BELGIUM				3502	
335 GERMANY W				540	

IMPORTS INTO CANADA FOR CONSUMPTION

Articles and Countries from which Imported	MONTH OF MAY 1957		FIVE MONTHS ENDED MAY 1957		Class Number
	Quantities	Values (\$)	Quantities	Values (\$)	
400 U STATES		196557		835910	
LAMIN PLASTICS SYN RES BONDED		197336		871303	
100 U KINGDOM		5511		21874	8930
400 U STATES		78159		317070	
MFRS OF SYNT RES		83670		336944	
OR PROT PLAST					8950
100 U KINGDOM		41211		195932	
224 JAMAICA				108	
231 HONG KONG		932		2163	
234 AUSTRALIA		108		108	
305 AUSTRIA				1858	
306 BELGIUM		612		679	
317 CZECHOS				1978	
318 DENMARK		622		5228	
327 FRANCE		2595		12809	
335 GERMANY W		18943		71186	
344 ITALY		6497		14504	
347 JAPAN		5711		26488	
354 NETHRLNDS		681		2428	
359 NORWAY				2115	
375 SWEDEN		327		1692	
376 SWITZRLND		2112		3235	
384 P RICO				18132	
400 U STATES		1337632		6648893	
		1417983		7009536	

IMPORTS INTO CANADA FOR CONSUMPTION

Articles and Countries from which Imported	MONTH OF MAY 1957		FIVE MONTHS ENDED MAY 1957		Class Number
	Quantities	Values (\$)	Quantities	Values (\$)	
GROUP 9					
MISCELLANEOUS COMMODITIES					
FILM FOR REPRODUCTION	FEET				
100 U KINGDOM	52126	2366	173106	8348	9000
400 U STATES	532710	38603	1877233	116826	
	584836	40969	2050339	125174	
BAGATELLE OR OTHER GAME BOARDS					9001
100 U KINGDOM		1122		10252	
231 HONG KONG		205		205	
327 FRANCE		323		782	
335 GERMANY W				55	
344 ITALY				144	
347 JAPAN				113	
354 NETHRLNDS				147	
400 U STATES		67545		335110	
		69195		346808	
BALLS CUES CUE RACKS CUE TIPS					9002
100 U KINGDOM		1103		13785	
327 FRANCE		543		2924	
335 GERMANY W				1278	
400 U STATES		176		2219	
		1822		20206	
BILLIARO TABLES	NO				9003
100 U KINGDOM			1	182	
400 U STATES	8	330	37	1719	
	8	330	38	1901	
BALLS TENNIS	DOZ				9004
100 U KINGDOM	3298	6993	18434	42229	
400 U STATES	45	162	45	162	
	3343	7155	18479	42391	
BALLS ALL KINDS NOP FOR SPORTS					9005
100 U KINGDOM		9593		26023	
215 INDIA				1422	
216 PAKISTAN		383		842	
234 AUSTRALIA				1268	
236 NEW ZEAL				96	
306 BELGIUM		2001		5201	
317 CZECHO S		304		304	
327 FRANCE		210		1203	
335 GERMANY W		1306		1910	
340 HUNGARY				194	
344 ITALY		669		1040	
347 JAPAN		738		3514	
354 NETHRLNDS		2492		6936	
400 U STATES		32173		110536	
		49869		160489	
FILMS X RAY					9006
100 U KINGDOM		150046		451521	
306 BELGIUM		10921		168413	
344 ITALY		8783		8783	
400 U STATES		116343		792282	
		286093		1420999	
GUN COVERS GAME BAGS					9007
347 JAPAN				316	
400 U STATES		2722		6075	
		2722		6391	
CRICKET BATS BALLS GLOVES					9008
100 U KINGDOM		271		10569	
215 INDIA				164	
234 AUSTRALIA		272		623	
		543		11356	
DOLLS					9009
100 U KINGDOM		7095		18337	
224 JAMAICA				237	
231 HONG KONG		5275		10533	
327 FRANCE				331	
335 GERMANY W		765		3113	
344 ITALY		5873		16628	
347 JAPAN		9875		30577	
365 POLAND		700		2279	
400 U STATES		6093		51827	
		35676		133862	
FILMS PHOTOGRAPHERS					9010
100 U KINGDOM		31128		139406	
306 BELGIUM		86926		169186	
327 FRANCE		1482		1482	
335 GERMANY W		2762		10136	
347 JAPAN		230		1129	
400 U STATES		430153		1863013	
		552681		2174352	
FILMS CINEMATOGRAPH POSITIVES	FEET				9011
100 U KINGDOM	488719	37808	2430914	184959	
207 UN SO AFR			1100	88	
218 MALAYA	160	400	160	400	
231 HONG KONG			700	56	
234 AUSTRALIA	13000	1040	32457	3138	
305 AUSTRIA			4000	320	
306 BELGIUM			4068	325	
317 CZECHO S			3907	328	
322 EGYPT			4700	312	

IMPORTS INTO CANADA FOR CONSUMPTION

Articles and Countries from which Imported	MONTH OF MAY 1957		FIVE MONTHS ENDED MAY 1957		Class Number
	Quantities	Values (\$)	Quantities	Values (\$)	
326 FINLAND	3862	309	3862	309	
327 FRANCE	291854	21458	2728692	158871	
335 GERMANY W	8011	807	55685	4310	
340 HUNGARY			4080	326	
343 IRAQ	2100	168	2100	168	
344 ITALY	40551	3244	193537	14921	
347 JAPAN	15469	1238	18412	1359	
354 NETHRLNDS	787	63	3711	426	
372 SPAIN	788	63	788	63	
375 SWEDEN			1220	1634	
376 SWITZRLND	394	164	29384	1150	
380 USSR	23920	1915	130133	9217	
381 ALASKA			1000	96	
400 U STATES	4617192	382512	24621753	2008530	
	5506807	451189	30276363	2391300	
FILMS FOR AERIAL PHOTOGRAPHY					
400 U STATES		5593		10285	9012
FISHING RODS					
100 U KINGDOM		2024		14480	9013
327 FRANCE				185	
347 JAPAN		21961		103766	
359 NORWAY		86		86	
375 SWEDEN		164		932	
400 U STATES		52755		286209	
		76990		405658	
GOLF CLUBS AND FINISHED PARTS					
100 U KINGDOM		4536		13500	9014
234 AUSTRALIA				82	
400 U STATES		38058		169270	
		42594		182852	
MECHANICAL TOYS OF METAL					
100 U KINGDOM		9398		26730	9016
231 HONG KONG		333		3059	
305 AUSTRIA				308	
335 GERMANY W		6650		28793	
344 ITALY		702		875	
347 JAPAN		99421		334887	
400 U STATES		22390		101038	
		138894		495690	
METAL JUVENILE CONSTR SETS					
100 U KINGDOM				2184	9017
347 JAPAN				342	
400 U STATES		19509		21251	
		19509		23777	
TOYS OF ALL KINDS N O P					
100 U KINGDOM		91322		408298	9018
231 HONG KONG		17805		55906	
234 AUSTRALIA		1267		2655	
305 AUSTRIA		1035		1201	
306 BELGIUM		1461		6790	
317 CZECHO S		2127		5409	
318 DENMARK		5328		31813	
327 FRANCE		2111		3194	
335 GERMANY W		25936		87778	
340 HUNGARY		780		3104	
344 ITALY		402		4493	
347 JAPAN		145590		545977	
352 MEXICO				87	
354 NETHRLNDS		105		3717	
359 NORWAY		92		92	
365 POLAND		1088		1088	
372 SPAIN		124		226	
375 SWEDEN		1988		5627	
376 SWITZRLND		244		323	
383 HAWAII		86		86	
390 GERMANY E		3589		8179	
400 U STATES		243550		1084466	
		546030		2260509	
SPORTSMENS FISHING TACKLE NOP					
100 U KINGDOM		24612		165865	9019
231 HONG KONG		207		8753	
234 AUSTRALIA		4030		7267	
317 CZECHO S		71		881	
318 DENMARK				982	
327 FRANCE		44170		174638	
335 GERMANY W		9850		55082	
344 ITALY		1256		7754	
347 JAPAN		32782		196525	
359 NORWAY		4751		48619	
372 SPAIN				2884	
375 SWEDEN		1700		35536	
376 SWITZRLND		1404		9069	
389 IRELAND		347		347	
400 U STATES		266887		1843068	
		392067		2557270	
FILMS CINEMATOGRAPH NEGATIVE					
100 U KINGDOM		53		53	9020
306 BELGIUM		163		1716	
400 U STATES		8238		53061	
		8454		54830	
BRUSHES ARTISTS					
100 U KINGDOM		4434		21505	9021
327 FRANCE				2812	
335 GERMANY W		3209		10773	
347 JAPAN		55		2693	

IMPORTS INTO CANADA FOR CONSUMPTION

Articles and Countries from which Imported	MONTH OF MAY 1957		FIVE MONTHS ENDED MAY 1957		Class Number
	Quantities	Values (\$)	Quantities	Values (\$)	
400 U STATES		3352		14449	
BRUSHES PAINT AND VARNISH		11050		52232	
100 U KINGDOM		53702		162567	9022
335 GERMANY W		352		1970	
340 HUNGARY				343	
347 JAPAN				324	
400 U STATES		82		12019	
BRUSHES TOOTH		54136		177223	
100 U KINGDOM	002	789	1870	15487	9023
231 HONG KONG		3300	517	20136	
327 FRANCE				272	
335 GERMANY W		50	84	185	
400 U STATES		2273	2064	20579	
BRUSHES TOILET N O P		6412	4535	56659	
100 U KINGDOM			7794		9024
231 HONG KONG			394		
305 AUSTRIA				40173	
306 BELGIUM			66	1499	
317 CZECHO S			615	576	
327 FRANCE			5926	474	
335 GERMANY W			12857	837	
340 HUNGARY			605	23373	
347 JAPAN			122	25863	
354 NETHRLNDS			1145	605	
360 ISRAEL				973	
375 SWEDEN			2074	2240	
376 SWITZRLND			283	746	
387 VENEZUELA				2074	
400 U STATES			10182	283	
BRUSHES ALL OTHER N O P			42063	693	
100 U KINGDOM				163696	9025
231 HONG KONG			16752		
305 AUSTRIA			332	102926	
306 BELGIUM			58	3668	
317 CZECHO S			150	58	
318 DENMARK				433	
327 FRANCE			268	721	
335 GERMANY W			157	751	
340 HUNGARY			844	1457	
347 JAPAN			744	11626	
354 NETHRLNDS			206	794	
376 SWITZRLND			2152	3536	
400 U STATES			66	5326	
PACKAGES CONTAINING GOODS			54312	187	
100 U KINGDOM			76041	268466	9030
203 B E AFR				399949	
205 RHOD NYAS			399106	1761279	
207 UN SO AFR			177	588	
208 BSA OTHER				13	
215 INDIA			1932	152	
216 PAKISTAN			378	7533	
217 CEYLON			482	996	
218 MALAYA			32	8029	
220 BERMUDA				254	
221 B GUIANA			1198	387	
223 BARBADOS			2256	6682	
224 JAMAICA			2292	8584	
225 TRINIDAD			2811	7064	
227 BAHAMAS			49	9065	
228 LEEW WIND				49	
231 HONG KONG			21051	24	
232 MALTA			176	86835	
234 AUSTRALIA			3318	1235	
235 FIJI				15740	
236 NEW ZEAL			313	20	
304 ARGENTINA			14641	626	
305 AUSTRIA			1358	48777	
306 BELGIUM			9485	5345	
307 BEL CONGO				47151	
309 BRAZIL			1657	84	
313 CHINA			1218	13209	
314 COLOMBIA			96	8666	
315 C RICA				363	
316 CUBA			880	370	
317 CZECHO S			14267	2135	
318 DENMARK			3543	75235	
321 ECUADOR				17207	
326 FINLAND			1905	122	
327 FRANCE			29391	2719	
328 FR AFRICA			186	111600	
335 GERMANY W			67867	2263	
336 GREECE			162	276504	
337 GUATEMALA				1312	
338 HAITI			81	297	
340 HUNGARY			67	130	
344 ITALY			22851	400	
347 JAPAN			104756	73988	
352 MEXICO			814	535383	
354 NETHRLNDS			14112	5748	
355 INDONESIA			110	150420	
359 NORWAY			457	713	
				1662	

IMPORTS INTO CANADA FOR CONSUMPTION

Articles and Countries from which Imported	MONTH OF MAY 1957		FIVE MONTHS ENDED MAY 1957		Class Number
	Quantities	Values (\$)	Quantities	Values (\$)	
360 ISRAEL		413		2809	
361 PANAMA		25		25	
364 PHIL		201		285	
365 POLAND		2965		7629	
366 PORTUGAL		1658		6459	
367 AZORES		88		271	
372 SPAIN		6661		26567	
375 SWEDEN		20672		56021	
376 SWITZRLND		29969		76527	
379 TURKEY		86		86	
381 ALASKA		225		285	
384 P RICO		1870		6474	
386 URUGUAY		14313		19302	
388 YUGO SLAV		88		1499	
389 IRELAND		393		860	
390 GERMANY E		1161		4355	
400 U STATES		251405		1241714	
		1059955		4757025	
ORTHOPEDIC BRACES AND PARTS					
100 U KINGDOM		95		952	9050
335 GERMANY W				1335	
400 U STATES		7705		43575	
		7800		45862	
EFFECTS LEFT BY BEQUEST					
100 U KINGDOM		15318		50078	9051
207 UN SO AFR		700		2148	
224 JAMAICA				50	
232 MALTA				330	
234 AUSTRALIA		943		1173	
305 AUSTRIA				200	
306 BELGIUM		100		100	
317 CZECHO S		125		125	
318 DENMARK		700		1162	
326 FINLAND		150		622	
327 FRANCE				1880	
335 GERMANY W		600		5905	
336 GREECE				1200	
354 NETHRLNDS		400		1125	
359 NORWAY		80		235	
375 SWEDEN		75		575	
389 IRELAND				1156	
400 U STATES		25536		96743	
		44727		164807	
APPLIANCES BOOTS FOR CRIPPLES					
100 U KINGDOM				185	9052
400 U STATES		611		2223	
		611		2408	
ARTIFICIAL LIMBS AND PARTS					
100 U KINGDOM		2306		5628	9053
335 GERMANY W		58		685	
400 U STATES		8840		44382	
		11204		50695	
BEAD ORNAMENTS					
100 U KINGDOM		198		890	9055
327 FRANCE				305	
335 GERMANY W		331		428	
347 JAPAN		62		614	
400 U STATES		545		3388	
		1136		5625	
BELTS N O P					
100 U KINGDOM		932		3401	9056
215 INDIA				230	
231 HONG KONG		6966		15013	
305 AUSTRIA		560		814	
306 BELGIUM				574	
327 FRANCE		2557		8714	
335 GERMANY W		443		505	
344 ITALY		825		1905	
347 JAPAN				385	
352 MEXICO		238		517	
376 SWITZRLND				87	
400 U STATES		10960		74481	
		23481		106626	
BLINDS NOT TEXTILE OR PAPER					
231 HONG KONG		59		59	9057
335 GERMANY W		1826		1826	
347 JAPAN		10703		52371	
400 U STATES		139		1884	
		12727		56140	
BOOT SHOE SHIRT STAY LACES					
100 U KINGDOM				431	9058
347 JAPAN		895		6782	
400 U STATES		1644		7312	
		2539		14525	
BOOTS SHOES AND SLIPPERS FELT					
100 U KINGDOM	PAIR	179	179	273	9059
400 U STATES		1307	1677	920	
		1486	1856	1193	
BOOTS SHOES AND SLIPPERS N O P					
100 U KINGDOM	PAIR	1135	4087	6901	9060
231 HONG KONG		19571	69415	26591	
313 CHINA		3600	3650	615	
335 GERMANY W		7595	9027	3632	
338 HAITI		1394	2563	7366	
344 ITALY		18230	61773	106658	
347 JAPAN		61800	129675	29090	

IMPORTS INTO CANADA FOR CONSUMPTION

Articles and Countries from which Imported	MONTH OF MAY 1957		FIVE MONTHS ENDED MAY 1957		Class Number
	Quantities	Values (\$)	Quantities	Values (\$)	
352 MEXICO			141	401	
354 NETHRLNDS	3612	4730	17441	16129	
359 NORWAY	754	740	754	740	
363 PERU			54	103	
376 SWITZRLND	77	335	77	335	
383 HAWAII	132	222	181	316	
390 GERMANY E			24575	13516	
400 U STATES	25913	32198	138910	194540	
BROOMS AND WHISKS	143813	90574	462323	406933	9061
100 U KINGDOM		99		157	
335 GERMANY W		70		70	
340 HUNGARY		2134		3964	
344 ITALY		613		1604	
352 MEXICO				1099	
354 NETHRLNDS		63		63	
365 POLAND		11267		20617	
400 U STATES		5215		19449	
BUTTONS SHOE PAPIER MACHE		19461		47023	9062
400 U STATES		93		93	
BUTTONS SHOE N O P		93		93	9063
344 ITALY				125	
400 U STATES		2779		18547	
BUTTONS VEGETABLE IVORY	GROSS			18672	9064
BUTTONS COLLAR AND CUFF	GROSS				9065
100 U KINGDOM	26	911	326	7376	
305 AUSTRIA	21	1196	85	4293	
317 CZECHO S			20	321	
318 DENMARK	23	652	23	652	
327 FRANCE		86		86	
335 GERMANY W	41	1288	148	6456	
347 JAPAN			151	1292	
352 MEXICO			2	219	
371 THAILAND			1	126	
388 YUGO SLAV			7	261	
400 U STATES	370	9115	3616	96660	
BUTTONS N O P	481	13148	4379	117742	9066
GROSS	758	2336	4367	13707	
100 U KINGDOM	758	2336	4367	13707	
305 AUSTRIA	76	77	271	311	
317 CZECHO S	450	356	9617	3283	
318 DENMARK	3	97	227	2310	
327 FRANCE			48	884	
335 GERMANY W	1500	2081	11182	27962	
344 ITALY	2166	1974	30251	18907	
347 JAPAN	47210	26418	186552	95514	
354 NETHRLNDS	405	1216	3341	10074	
400 U STATES	83603	83500	408013	385666	
CASES BOXES DESKS FANCY	136171	118055	653869	558618	9067
100 U KINGDOM		24093		90874	
215 INDIA		145		203	
231 HONG KONG		898		1448	
305 AUSTRIA		1091		2293	
306 BELGIUM		2017		4200	
313 CHINA				496	
317 CZECHO S		185		710	
318 DENMARK				195	
322 EGYPT				226	
327 FRANCE		3830		11876	
335 GERMANY W		14665		37522	
336 GREECE				205	
344 ITALY		5014		10185	
347 JAPAN		11478		31974	
352 MEXICO		131		329	
354 NETHRLNDS				1049	
360 ISRAEL				174	
365 POLAND		546		546	
372 SPAIN				714	
375 SWEDEN		260		4081	
376 SWITZRLND		1290		2555	
384 PRICO				834	
390 GERMANY E		74		74	
400 U STATES		114860		520615	
CHARITABLE DONATIONS		180577		723378	9068
100 U KINGDOM		70		320	
335 GERMANY W		150		150	
400 U STATES		1780		8006	
COMBS TOILET DRESSING FANCY		2000		8476	9069
100 U KINGDOM		2625		9725	
305 AUSTRIA				1834	
327 FRANCE		212		770	
335 GERMANY W		1313		4323	
344 ITALY				618	
400 U STATES		11615		43762	
APPLIANCES FOR THE DEAF PARTS		15765		61032	9070
100 U KINGDOM		744		1659	
318 DENMARK		253		1342	
335 GERMANY W				276	

IMPORTS INTO CANADA FOR CONSUMPTION

Articles and Countries from which Imported	MONTH OF MAY 1957		FIVE MONTHS ENDED MAY 1957		Class Number
	Quantities	Values (\$)	Quantities	Values (\$)	
354 NETHRLNDS		164		413	
400 U STATES		247138		1009403	
FANS		248299		1013093	9071
231 HONG KONG		1347		2309	
313 CHINA				127	
347 JAPAN		1141		3199	
400 U STATES				346	
INSOLES OF ALL KINDS		2488		5981	9072
100 U KINGDOM		1657		13688	
335 GERMANY W				813	
347 JAPAN				991	
400 U STATES		5539		17864	
JEWELLERY N O P		7196		33356	9073
100 U KINGDOM		32186		87860	
215 INDIA		264		1595	
224 JAMAICA				188	
231 HONG KONG		1846		4228	
234 AUSTRALIA				214	
236 NEW ZEAL		153		153	
305 AUSTRIA		22432		85442	
306 BELGIUM				1053	
317 CZECHO S		1489		21512	
318 DENMARK		200		3404	
322 EGYPT		248		668	
327 FRANCE		10692		21432	
335 GERMANY W		93545		480077	
336 GREECE				256	
342 IRAN				741	
344 ITALY		9342		28013	
347 JAPAN		33304		152699	
352 MEXICO		2530		5903	
354 NETHRLNDS		59		2845	
359 NORWAY				470	
360 ISRAEL				713	
371 THAILAND		167		2420	
372 SPAIN		1573		6332	
376 SWITZRLND		3195		7366	
378 JORDAN				1370	
383 HAWAII				326	
388 YUGO SLAV				220	
400 U STATES		154524		1102459	
MATS DOOR OR CARRIAGE N O P		367749		2019959	9074
400 U STATES				211	
MATTRESSES				211	9075
100 U KINGDOM		32785		166020	
335 GERMANY W		687		7015	
354 NETHRLNDS				211	
376 SWITZRLND				279	
400 U STATES		15394		43706	
PICTURE AND PHOTOGRAPH FRAMES		48866		217231	9076
100 U KINGDOM		732		6423	
231 HONG KONG		110		171	
305 AUSTRIA				385	
318 DENMARK				1518	
327 FRANCE		462		522	
335 GERMANY W		1583		4071	
344 ITALY		690		5491	
347 JAPAN		7808		25029	
352 MEXICO		125		1232	
354 NETHRLNDS				1932	
372 SPAIN				1019	
400 U STATES		28267		139387	
POCKET BOOKS PORTFOLIOS PURSES		39777		187180	9077
100 U KINGDOM		53443		274083	
215 INDIA		294		1314	
216 PAKISTAN		90		170	
224 JAMAICA		112		1521	
231 HONG KONG		1493		18893	
305 AUSTRIA		2198		3790	
306 BELGIUM		2115		15210	
316 CUBA				1322	
317 CZECHO S		1524		2102	
327 FRANCE		7169		28665	
335 GERMANY W		28094		105949	
337 GUATEMALA		126		568	
338 HAITI		222		222	
340 HUNGARY		324		324	
344 ITALY		17313		102973	
347 JAPAN		32271		155483	
352 MEXICO		6570		15008	
353 MOROCCO		672		672	
354 NETHRLNDS		2641		5444	
359 NORWAY				520	
360 ISRAEL		624		932	
365 POLAND		76		2764	
372 SPAIN		335		1975	
375 SWEDEN		165		229	
376 SWITZRLND		2839		6097	
383 HAWAII		144		144	

IMPORTS INTO CANADA FOR CONSUMPTION

163

Articles and Countries from which Imported	MONTH OF MAY 1957		FIVE MONTHS ENDED MAY 1957		Class Number
	Quantities	Values (\$)	Quantities	Values (\$)	
384 P RICO				1010	
388 YUGO SLAV				71	
390 GERMANY E				466	
400 U STATES		254916		1252025	
		415770		1999946	
REFRIGERATORS ELECTRIC N O P	NO				9078
100 U KINGDOM	760	56505	2321	170400	
335 GERMANY W	1	134	1	134	
400 U STATES	13279	2309157	46754	8353596	
	14040	2365796	49076	8524130	
REFRIGERATORS N O P	NO				9079
100 U KINGDOM			1	52	
306 BELGIUM	102	24847	103	25159	
400 U STATES	512	34393	1023	107969	
	614	59240	1127	133180	
REGALIA AND BADGES					9080
100 U KINGDOM		4288		35706	
215 INDIA		192		1335	
216 PAKISTAN		565		1845	
231 HONG KONG		197		2108	
305 AUSTRIA				267	
327 FRANCE				702	
335 GERMANY W		781		5436	
347 JAPAN				591	
372 SPAIN		2649		3725	
376 SWITZRLND		232		232	
400 U STATES		7571		37622	
		16475		89569	
SHADES LAMP NOP SHADE HOLDERS					9081
100 U KINGDOM		62		1044	
318 DENMARK		125		125	
327 FRANCE				57	
335 GERMANY W				1560	
344 ITALY				849	
359 NORWAY		67		151	
400 U STATES		11994		69898	
		12248		73684	
SPECTACLE FRAMES AND PARTS NOP					9082
100 U KINGDOM		385		4033	
305 AUSTRIA		573		2699	
327 FRANCE		7687		35990	
335 GERMANY W		20848		75675	
344 ITALY		1623		7421	
347 JAPAN		462		5374	
400 U STATES		297792		1399209	
		329370		1530401	
PARTS FOR SPECTACLE FRAMES					9083
400 U STATES		52613		207223	
		52613		207223	
TOBACCO PIPES SMOKERS SETS					9084
100 U KINGDOM		13051		49927	
231 HONG KONG				61	
305 AUSTRIA				1576	
306 BELGIUM		270		270	
317 CZECHO S				291	
327 FRANCE		8275		36967	
335 GERMANY W		557		3275	
344 ITALY		6503		32511	
347 JAPAN				1352	
354 NETHRLNDS				109	
400 U STATES		5437		40731	
		34093		167070	
TOBACCO POUCHES CIGARETTE CASE					9085
100 U KINGDOM		2903		10147	
306 BELGIUM				295	
317 CZECHO S		159		1611	
327 FRANCE				571	
335 GERMANY W		303		845	
344 ITALY				182	
347 JAPAN		756		1566	
354 NETHRLNDS				120	
372 SPAIN				126	
376 SWITZRLND				150	
400 U STATES		691		2977	
		4812		18590	
TOILET AND MANICURE SETS					9086
100 U KINGDOM		1646		5235	
305 AUSTRIA		3270		8162	
335 GERMANY W		7281		19852	
344 ITALY				103	
376 SWITZRLND		2066		2066	
400 U STATES		1210		1987	
		15473		37405	
TRUNKS AND VALISES					9087
100 U KINGDOM		42521		162756	
231 HONG KONG		150		888	
306 BELGIUM				60	
317 CZECHO S				13305	
327 FRANCE		780		908	
335 GERMANY W		4505		12629	
344 ITALY				297	
347 JAPAN		7474		20425	
352 MEXICO		146		146	
354 NETHRLNDS		1237		4602	
367 AZORES				380	
375 SWEDEN		628		12084	

IMPORTS INTO CANADA FOR CONSUMPTION

Articles and Countries from which Imported	MONTH OF MAY 1957		FIVE MONTHS ENDED MAY 1957		Class Number
	Quantities	Values (\$)	Quantities	Values (\$)	
376 SWITZRLND				181	
400 U STATES		94628		508958	
UMBRELLAS PARASOLS SUNSHADES		152069		737619	9088
100 U KINGDOM		996		4700	
231 HONG KONG		256		1857	
306 BELGIUM				1295	
327 FRANCE				115	
335 GERMANY W		478		3756	
344 ITALY		213		1709	
347 JAPAN		2660		10164	
354 NETHRLNDS		302		1535	
376 SWITZRLND				342	
400 U STATES		9708		29238	
WINDOW SHADE OR BLIND ROLLERS		14613		54711	9090
375 SWEDEN		595		10638	
400 U STATES		3282		13625	
REFRIGERATOR PARTS		3877		24263	9091
100 U KINGDOM		92506		426519	
400 U STATES		1457083		6704898	
HOME OR FARM FREEZERS ELECTRIC		1549589		7131417	9092
100 U KINGDOM			1	90	
400 U STATES	4034	687531	19635	3374366	
MINERAL MEDICINAL AERATD WATER	4034	687531	19636	3374456	9103
100 U KINGDOM		568		702	
327 FRANCE		58562		69943	
344 ITALY		50		3377	
400 U STATES		4245		19060	
ACCORDIONS CONCR TNAS MELODEONS		63425		93082	9110
100 U KINGDOM			3	331	
305 AUSTRIA	1	222	3	480	
335 GERMANY W	728	20589	3519	77442	
344 ITALY	651	39107	3959	188267	
347 JAPAN			24	50	
354 NETHRLNDS			1	90	
375 SWEDEN			15	905	
376 SWITZRLND	291	3689	678	8705	
390 GERMANY E	128	1029	509	5529	
400 U STATES	107	21882	230	35196	
BRASS BAND INSTRUMENTS	1906	86518	8941	316995	9111
100 U KINGDOM		21992		115015	
216 PAKISTAN				124	
306 BELGIUM				86	
317 CZECHO S				6419	
327 FRANCE		15852		55131	
335 GERMANY W		5453		18906	
344 ITALY		573		11203	
352 MEXICO				107	
354 NETHRLNDS		885		8106	
390 GERMANY E				547	
400 U STATES		29540		112392	
HARPS		74295		328036	9113
400 U STATES					
CABINET ORGANS					9114
335 GERMANY W		200	6	956	
347 JAPAN		293	12	854	
400 U STATES		780	31	4578	
PIPE ORGANS		1273	49	6388	9115
354 NETHRLNDS			1	2464	
400 U STATES			3	8157	
ORGAN PARTS N O P			4	10621	9116
100 U KINGDOM		17068		26714	
335 GERMANY W		1096		4987	
390 GERMANY E				394	
400 U STATES		14236		62799	
PIANOS		32400		94894	9117
100 U KINGDOM		1270	70	23329	
236 NEW ZEAL			1	600	
318 DENMARK	1	361	1	361	
335 GERMANY W			1	737	
347 JAPAN			6	923	
400 U STATES	195	66016	599	209462	
PIANO PARTS N O P	199	67647	678	235412	9118
100 U KINGDOM		7287		27807	
335 GERMANY W		586		823	
400 U STATES		25286		89130	
PIANO AND ORGAN PARTS FOR MFR		33159		117760	9119
PHONOGRAPHS GRAMOPHONES NOP					9120
100 U KINGDOM		11621		30342	
231 HONG KONG				110	
317 CZECHO S				2302	
335 GERMANY W		1641		10945	

IMPORTS INTO CANADA FOR CONSUMPTION

Articles and Countries from which imported	MONTH OF MAY 1957		FIVE MONTHS ENDED MAY 1957		Class Number
	Quantities	Values (\$)	Quantities	Values (\$)	
347 JAPAN		1051		16756	
354 NETHRLNDS		3864		18567	
376 SWITZRLND		1594		5449	
400 U STATES		121738		598696	
		141509		683167	
PHONOGRAPH RECORDS					
	NO				9121
100 U KINGDOM	17647	12833	93802	71945	
231 HONG KONG	429	265	2803	1017	
234 AUSTRALIA	725	1725	1144	2863	
313 CHINA	413	202	413	202	
317 CZECHO S	2575	1115	3354	1489	
318 DENMARK	112	58	112	58	
326 FINLAND			517	446	
327 FRANCE	16259	16028	57037	63028	
335 GERMANY W	16610	10637	48006	31760	
340 HUNGARY			3632	1299	
344 ITALY	18089	9898	25036	13884	
347 JAPAN	393	148	4065	1851	
354 NETHRLNDS	104	66	959	1154	
365 POLAND	104	75	377	231	
375 SWEDEN	3106	1962	3253	2017	
376 SWITZRLND	105	105	2481	1732	
380 USSR	1821	1034	2355	1720	
388 YUGO SLAV			60	81	
400 U STATES	163227	85295	938220	503157	
	241719	141446	1187626	699934	
OTHER MUSICAL INSTRUMENTS					
					9122
100 U KINGDOM		4312		12236	
231 HONG KONG		102		157	
306 BELGIUM				426	
316 CUBA		80		184	
317 CZECHO S		1191		4970	
327 FRANCE		2216		4553	
335 GERMANY W		17567		76266	
344 ITALY		1115		6261	
347 JAPAN		6976		18248	
352 MEXICO		956		3112	
354 NETHRLNDS		1610		2296	
376 SWITZRLND		3528		16026	
390 GERMANY E		1989		4349	
400 U STATES		237733		904422	
		279375		1053506	
MUSICAL INSTRUMENT STRINGS					
					9123
100 U KINGDOM		254		793	
305 AUSTRIA				703	
318 DENMARK		984		984	
335 GERMANY W		1518		4021	
400 U STATES		5680		34634	
		8436		41135	
PHONOGRAPHS COIN OPERATED					
	NO				9124
400 U STATES	288	178639	909	551630	
	288	178639	909	551630	
PHOTOFLASH LAMPS					
	NO				9127
354 NETHRLNDS			104000	3602	
400 U STATES	3600	338	72660	6275	
	3600	338	176660	9877	
PHOTOGRAPHIC ACCESSORIES PARTS					
					9128
100 U KINGDOM		1431		9997	
305 AUSTRIA		69		3103	
317 CZECHO S		1966		3312	
327 FRANCE				1034	
335 GERMANY W		68613		278166	
344 ITALY		570		3952	
347 JAPAN		30987		112463	
354 NETHRLNDS		10884		12215	
375 SWEDEN				2813	
376 SWITZRLND		1239		21396	
390 GERMANY E		247		247	
400 U STATES		435700		1976893	
		551706		2425591	
THERMOMETERS					
					9129
100 U KINGDOM		6188		23533	
318 DENMARK				735	
327 FRANCE				1512	
335 GERMANY W		1307		8810	
344 ITALY		129		129	
347 JAPAN		2499		7584	
375 SWEDEN				265	
376 SWITZRLND		165		854	
390 GERMANY E		1986		15493	
400 U STATES		103203		431069	
		115477		489984	
APPARATUS X RAY					
					9130
100 U KINGDOM		4511		14586	
318 DENMARK				10622	
335 GERMANY W		15378		50251	
344 ITALY				400	
354 NETHRLNDS		11385		105974	
375 SWEDEN		820		14367	
400 U STATES		312846		1626554	
		344940		1822754	
ARTIFICIAL LARYNX					
					9131
BOTANICAL SPECIMENS					
					9132
100 U KINGDOM				1541	
215 INDIA				957	

IMPORTS INTO CANADA FOR CONSUMPTION

Articles and Countries from which Imported	MONTH OF MAY 1957		FIVE MONTHS ENDED MAY 1957		Class Number
	Quantities	Values (\$)	Quantities	Values (\$)	
335 GERMANY W		176		264	
347 JAPAN				355	
400 U STATES		1486		11282	
OLD COINS STAMPS TROPHIES		1662		14399	9133
100 U KINGDOM		265		3173	
207 UN SO AFR				112	
215 INDIA				212	
231 HONG KONG		1479		1479	
232 MALTA				121	
318 DENMARK				232	
327 FRANCE				589	
328 FR AFRICA		260		260	
338 HAITI		75		75	
354 NETHRLNOS				585	
358 NICARAGUA				171	
386 URUGUAY				190	
389 IRELAND				358	
400 U STATES		11316		84322	
CAMERAS AND CAMERA PARTS N O P		13395		91879	9134
100 U KINGDOM		2543		21405	
223 BARBADOS				194	
225 TRINIDAD				52	
231 HONG KONG		246		818	
305 AUSTRIA		22275		46379	
317 CZECHO S		3738		11435	
318 DENMARK		270		540	
327 FRANCE		336		8968	
335 GERMANY W		168668		678085	
344 ITALY		696		2125	
347 JAPAN		70101		259145	
352 MEXICO				247	
354 NETHRLNDS				3823	
375 SWEDEN		1610		9276	
376 SWITZRLND		13920		179609	
390 GERMANY E		10092		32537	
400 U STATES		270751		1147309	
CAMERA PARTS UNFINISHED		565246		2401947	9135
335 GERMANY W				63	
400 U STATES		4708		66790	
CAMERA LENSES AND SHUTTERS		4708		66853	9136
327 FRANCE		1524		8753	
335 GERMANY W		5936		17826	
347 JAPAN				435	
400 U STATES		25140		174016	
COLLECTIONS OF ANTIQUITIES		32600		201030	9137
100 U KINGDOM		84610		191812	
215 INDIA		281		281	
220 BERMUDA				148	
224 JAMAICA		166		1327	
228 LEEW WIND		389		389	
231 HONG KONG		4653		8333	
305 AUSTRIA		406		4929	
327 FRANCE		660		31640	
335 GERMANY W				409	
344 ITALY		539		4281	
347 JAPAN				754	
354 NETHRLNOS		3202		34387	
376 SWITZRLND		54		31641	
383 HAWAII				70	
391 LEBANON				144	
400 U STATES		104030		275579	
CYCLOMETERS AND SPEEDOMETERS		198990		586124	9138
100 U KINGDOM		2908		12891	
327 FRANCE				565	
335 GERMANY W		1278		6352	
354 NETHRLNDS		270		270	
400 U STATES		36999		126723	
GLOBES GEOGRAPHICAL		41455		146801	9139
100 U KINGDOM		657		2556	
327 FRANCE				115	
335 GERMANY W		4998		5311	
347 JAPAN		337		507	
400 U STATES		11702		44364	
MODELS OF INVENTIONS		17694		52853	9140
100 U KINGDOM				4824	
354 NETHRLNDS				1089	
375 SWEDEN				382	
400 U STATES		20358		162070	
APPARATUS FOR INSTITUTIONS		20358		168365	9141
100 U KINGDOM		22307		114910	
224 JAMAICA				70	
305 AUSTRIA				4410	
306 BELGIUM		83		158	
318 DENMARK		574		11229	
327 FRANCE		1349		2987	
335 GERMANY W		5261		34886	
344 ITALY				167	

IMPORTS INTO CANADA FOR CONSUMPTION

Articles and Countries from which Imported	MONTH OF MAY 1957		FIVE MONTHS ENDED MAY 1957		Class Number
	Quantities	Values (\$)	Quantities	Values (\$)	
347 JAPAN				225	
354 NETHRLNDS				4 423	
359 NORWAY				2605	
375 SWEDEN		4 029		4 029	
376 SWITZRLND		178		4716	
384 P RICO				977	
389 IRELAND				275	
400 U STATES		520098		319 3139	
OPERATING ROOM EQUIPMENT		553879		3379206	9142
100 U KINGDOM		5911		16807	
317 CZECHO S		700		1713	
327 FRANCE				628	
335 GERMANY W		1363		11914	
347 JAPAN				1949	
400 U STATES		360719		1852961	
DENTAL INSTRUMENTS		368693		1885972	9143
100 U KINGDOM		12736		79974	
231 HONG KONG		80		80	
305 AUSTRIA		6450		17158	
317 CZECHO S				514	
327 FRANCE				444	
335 GERMANY W		18471		126450	
344 ITALY		190		2466	
347 JAPAN		2066		9993	
354 NETHRLNDS		7416		7827	
375 SWEDEN				50	
376 SWITZRLND		689		9979	
400 U STATES		145517		611135	
SURGICAL TRUSSES AND SUPPORTS		193615		866070	9144
100 U KINGDOM				113	
400 U STATES		86		2882	
ARTICLES FOR THE BLIND		86		2995	9145
100 U KINGDOM				449	
376 SWITZRLND				1748	
400 U STATES		2289		18568	
OPTICAL AND PHILOSOPHICAL INST		2289		20765	9146
100 U KINGDOM		50217		263482	
231 HONG KONG		523		627	
234 AUSTRALIA				6454	
305 AUSTRIA				53	
306 BELGIUM		241		1211	
318 DENMARK		715		1255	
327 FRANCE		6291		12432	
335 GERMANY W		22177		100830	
344 ITALY		401		3653	
347 JAPAN		52321		251595	
354 NETHRLNDS				291	
359 NORWAY		75		75	
361 PANAMA				369	
375 SWEDEN		290		9789	
376 SWITZRLND		2369		6529	
400 U STATES		291353		1282507	
EDUCATIONAL FILMS		426973		1941152	9148
100 U KINGDOM		2222		12466	
223 BARBADOS				90	
234 AUSTRALIA		257		257	
317 CZECHO S				1007	
327 FRANCE		515		4155	
335 GERMANY W				2259	
347 JAPAN				218	
354 NETHRLNDS		388		388	
375 SWEDEN		145		145	
376 SWITZRLND		248		248	
400 U STATES		93368		440655	
CINEMATOGRAPH CAMERAS		97143		461888	9149
327 FRANCE		1362		1502	
400 U STATES		2867		29305	
SURGICAL INSTRUMENTS		4229		30807	9150
100 U KINGDOM		27968		133414	
216 PAKISTAN		5614		8229	
305 AUSTRIA		398		1047	
306 BELGIUM		120		120	
318 DENMARK		468		697	
327 FRANCE		175		3500	
335 GERMANY W		32102		182528	
344 ITALY		1644		5866	
347 JAPAN		12369		57595	
352 MEXICO				59	
354 NETHRLNDS				212	
375 SWEDEN		1960		19088	
376 SWITZRLND		273		8639	
390 GERMANY E				471	
400 U STATES		380641		1977337	
RACING SHELLS OR OARS	NO	463732		2398802	9151
100 U KINGDOM	3	2681	3	2681	
	3	2681	3	2681	

IMPORTS INTO CANADA FOR CONSUMPTION

Articles and Countries from which Imported	MONTH OF MAY 1957		FIVE MONTHS ENDED MAY 1957		Class Number
	Quantities	Values (\$)	Quantities	Values (\$)	
BOATS OPEN PLEASURE	NO				9152
100 U KINGDOM	260	29057	289	38675	
227 BAHAMAS	1	134	1	134	
318 DENMARK	13	10912	36	23912	
335 GERMANY W	23	14582	44	19376	
347 JAPAN			2	609	
354 NETHRLNDS	2	2748	2	2748	
359 NORWAY	2	5568	2	5568	
375 SWEDEN	2	195	2	195	
400 U STATES	419	111756	1191	298287	
	722	174952	1569	389504	
LAUNCHES PLEASURE MOTIVE POWER	NO				9153
100 U KINGDOM	2	1506	6	5898	
223 BARBADOS	1	258	1	258	
318 DENMARK	1	750	2	1414	
335 GERMANY W	3	3029	5	4463	
400 U STATES	49	233429	106	363430	
	56	238972	120	375463	
SHIPS AND VESSELS REPAIRS ON					9155
220 BERMUDA		1670		1670	
327 FRANCE				705	
334 ST PIERRE		3904		15372	
400 U STATES		501641		510403	
		507215		528150	
SHIPS FOREIGN BUILT COASTAL	NO				9156
VESSELS FOREIGN BUILT N O P					9157
100 U KINGDOM		117682		425163	
318 DENMARK		157		157	
335 GERMANY W				152	
354 NETHRLNDS		2914		2914	
400 U STATES		155722		195324	
		276475		623710	
BUGGIES CUTTERS VEHICLES N O P	NO				9162
100 U KINGDOM			20	842	
400 U STATES	386	28374	1558	115671	
	386	28374	1578	116513	
CHILDRENS CARRIAGES AND PARTS	NO				9163
100 U KINGDOM	195	4263	674	11632	
335 GERMANY W			5	114	
354 NETHRLNDS			68	1540	
376 SWITZRLND			2	105	
400 U STATES	682	5643	1446	13208	
	877	9906	2195	26599	
CHILDRENS SLEDS VEHICLES N O P					9164
100 U KINGDOM				1293	
335 GERMANY W				300	
354 NETHRLNDS		1407		1471	
400 U STATES		39931		160381	
		41338		163445	
SLEIGHS N O P AND PARTS	NO				9165
359 NORWAY			2	554	
400 U STATES			6	4066	
			8	4620	
WAGONS AND SLEDS FARM AND PTS	NO				9166
100 U KINGDOM			10	4347	
400 U STATES	221	27039	882	137446	
	221	27039	892	141793	
WAGONS FREIGHT DRAYS AND PARTS	NO				9167
400 U STATES	3	709	5	1203	
	3	709	5	1203	
WHEELBARROWS HAND TRUCKS CARTS	NO				9168
100 U KINGDOM	571	7502	1251	24774	
318 DENMARK	3	190	4	315	
327 FRANCE			1	88	
335 GERMANY W			12	162	
354 NETHRLNDS			2	66	
375 SWEDEN	44	7453	44	7453	
400 U STATES	10698	140202	41930	556033	
	11316	155347	43244	588891	
TRUCKS AND CARS N O P					9169
100 U KINGDOM				377	
335 GERMANY W				1645	
400 U STATES		13985		59307	
		13985		61329	
TRAILERS FOR MOTOR VEHICLES	NO				9170
100 U KINGDOM	7	3098	24	7826	
335 GERMANY W	2	428	3	947	
381 ALASKA	1	850	2	1700	
400 U STATES	1241	1411564	3734	4171602	
	1251	1415940	3763	4182075	
AIRCRAFT NOT OVER 1500 LB WT	NO				9171
100 U KINGDOM	1	3309	1	3309	
400 U STATES	45	317033	131	713148	
	46	320342	132	716457	
AIRCRAFT 1501 TO 3000 LB WT	NO				9172
381 ALASKA	1	8016	1	8016	
400 U STATES	18	196186	79	803798	
	19	204202	80	811814	
AIRCRAFT 3001 TO 7500 LB WT	NO				9173
100 U KINGDOM	1	18664	2	45713	
400 U STATES	3	219591	10	438155	
	4	238255	12	483868	
AIRCRAFT OVER 7500 LB WEIGHT	NO				9174
100 U KINGDOM	1	768025	8	6014608	
400 U STATES	1	250302	13	1904151	
	2	1018327	21	7918759	

IMPORTS INTO CANADA FOR CONSUMPTION

169

Articles and Countries from which Imported	MONTH OF MAY 1957		FIVE MONTHS ENDED MAY 1957		Class Number
	Quantities	Values (\$)	Quantities	Values (\$)	
AIRCRAFT PTS EXCLUDING ENG PTS					9175
100 U KINGDOM		384458		2062534	
231 HONG KONG		707		7559	
234 AUSTRALIA		1987		10495	
236 NEW ZEAL				346	
304 ARGENTINA		526		1278	
335 GERMANY W		117		471	
347 JAPAN				2457	
352 MEXICO				14586	
354 NETHRLNDS		362		362	
375 SWEDEN		238		449	
381 ALASKA		1255		2912	
400 U STATES		6436317		31168970	
		6825967		33272419	
PAINTINGS UNDER 20 DOLLARS	NO				9181
100 U KINGDOM	44	449	785	3126	
231 HONG KONG	16	53	103	382	
305 AUSTRIA	69	704	176	1583	
306 BELGIUM			211	753	
318 DENMARK	442	2087	549	2748	
327 FRANCE			41	259	
340 HUNGARY			189	2007	
344 ITALY	41	301	244	1809	
347 JAPAN			467	610	
354 NETHRLNDS	216	416	735	2365	
400 U STATES	327	1034	561	2261	
	1155	5044	4061	17903	
PAINTINGS 20 DOLLARS OR OVER					9182
100 U KINGDOM		72508		180931	
220 BERMUDA		185		185	
224 JAMAICA				56	
231 HONG KONG				89	
234 AUSTRALIA				600	
305 AUSTRIA		1581		7725	
306 BELGIUM				614	
317 CZECHO S				100	
318 DENMARK		2323		3939	
327 FRANCE		6148		33305	
335 GERMANY W		428		1434	
336 GREECE		336		336	
338 HAITI				300	
340 HUNGARY		681		1937	
344 ITALY		8886		19264	
347 JAPAN				381	
352 MEXICO		500		2866	
354 NETHRLNDS		4264		66535	
363 PERU		300		300	
372 SPAIN		885		885	
375 SWEDEN				200	
376 SWITZRLND				636	
383 HAWAII				5713	
384 P RICO				295	
400 U STATES		167765		802549	
		266790		1131175	
STATUES AND STATUETTES N O P					9183
100 U KINGDOM		2322		9572	
203 S E AFR		226		475	
207 UN SO AFR				277	
215 INDIA				273	
217 CEYLON		86		563	
231 HONG KONG		778		2772	
305 AUSTRIA		925		4649	
313 CHINA		94		94	
318 DENMARK		3655		3799	
327 FRANCE		1191		1256	
335 GERMANY W		974		9233	
344 ITALY		2750		7265	
347 JAPAN		10496		34553	
352 MEXICO		280		280	
354 NETHRLNDS		474		581	
375 SWEDEN				643	
376 SWITZRLND		380		462	
390 GERMANY E		522		742	
400 U STATES		7652		27745	
		32805		105234	
PORCELAIN STATUES STATUETTES					9184
100 U KINGDOM		38857		217878	
231 HONG KONG		1266		2196	
306 BELGIUM				57	
318 DENMARK		5218		10783	
327 FRANCE		820		2252	
335 GERMANY W		7873		38130	
336 GREECE				349	
344 ITALY		725		6630	
347 JAPAN		30854		137617	
366 PORTUGAL				631	
375 SWEDEN				79	
390 GERMANY E				1651	
400 U STATES		4193		16461	
		89806		434714	
SCULPTURES CANADIAN MODELS					9185
344 ITALY		210		210	
400 U STATES				77	
		210		287	
MATERIAL FOR HARD METAL COMPS					9187
100 U KINGDOM				18660	

IMPORTS INTO CANADA FOR CONSUMPTION

Articles and Countries from which Imported	MONTH OF MAY 1957		FIVE MONTHS ENDED MAY 1957		Class Number
	Quantities	Values (\$)	Quantities	Values (\$)	
234 AUSTRALIA				370	
400 U STATES		80796		356434	
MATERIAL FOR FISHING EQUIPMENT		80796		375464	
400 U STATES		86		902	9189
MATERIALS FOR CYANIDE MFR		86		902	
ARTICLES FOR FERTILIZER MFR					9190
100 U KINGDOM				178	9191
306 BELGIUM				981	
327 FRANCE				1693	
376 SWITZRLND		87		87	
400 U STATES		41722		409397	
ARTICLES FOR GOVERNOR GENERAL		41809		412336	
100 U KINGDOM		201		743	9192
316 CUBA				92	
327 FRANCE		227		227	
400 U STATES				772	
ARTICLES FOR CONSULS		428		1834	
100 U KINGDOM		9813		30749	9193
207 UN SO AFR				320	
215 INDIA				174	
216 PAKISTAN				100	
225 TRINIDAD				125	
231 HONG KONG				700	
234 AUSTRALIA		378		528	
236 NEW ZEAL		235		2696	
304 ARGENTINA		500		905	
305 AUSTRIA		700		1250	
306 BELGIUM				2060	
309 BRAZIL		88		322	
312 CHILE		200		250	
313 CHINA				57	
314 COLOMBIA		1920		1920	
316 CUBA				95	
317 CZECHO S		546		10547	
318 DENMARK		750		2637	
326 FINLAND				572	
327 FRANCE		2211		76997	
335 GERMANY W		17019		36025	
336 GREECE				1451	
337 GUATEMALA		200		200	
338 HAITI		285		285	
344 ITALY		645		3387	
347 JAPAN		233		3045	
352 MEXICO				924	
354 NETHRLNDS		8723		22539	
355 INDONESIA		365		11433	
359 NORWAY		400		1200	
360 ISRAEL		100		355	
363 PERU				1925	
364 PHIL		100		400	
365 POLAND		2173		5977	
366 PORTUGAL		500		550	
367 AZORES		130		130	
372 SPAIN		1385		1941	
375 SWEDEN		816		17558	
376 SWITZRLND		224		3704	
379 TURKEY				200	
380 USSR		748		2608	
384 PRICO		53		106	
387 VENEZUELA		120		3970	
388 YUGO SLAV		100		100	
389 IRELAND				50	
400 U STATES		57253		280276	
CANADIAN GOODS RETURNED		108913		533343	
100 U KINGDOM		49866		122909	9195
203 B E AFR				100	
205 RHOD NYAS				162	
207 UN SO AFR				1912	
215 INDIA				300	
220 BERMUDA		516		10024	
221 B GUIANA		8699		9141	
222 B HOND		127		127	
223 BARBADOS		208		7003	
224 JAMAICA		11503		12124	
225 TRINIDAD				170	
227 BAHAMAS				857	
231 HONG KONG				106	
234 AUSTRALIA				8700	
236 NEW ZEAL		1323		4755	
305 AUSTRIA				4240	
306 BELGIUM		189		3408	
312 CHILE				800	
314 COLOMBIA				1500	
316 CUBA		632		2258	
318 DENMARK		50		390	
326 FINLAND				150	
327 FRANCE				934	
329 INDOCHINA				1000	
334 ST PIERRE		100		679	
335 GERMANY W		1212		5148	

IMPORTS INTO CANADA FOR CONSUMPTION

Articles and Countries from which Imported	MONTH OF MAY 1957		FIVE MONTHS ENDED MAY 1957		Class Number
	Quantities	Values (\$)	Quantities	Values (\$)	
336 GREECE				1 627	
338 HAITI				15 403	
339 HONOURAS				12 196	
340 HUNGARY				200	
344 ITALY				400	
347 JAPAN		110		3 610	
352 MEXICO				2 768	
353 MOROCCO				943	
354 NETHRLNDS		10 988		14 479	
359 NORWAY				297	
361 PANAMA				219	
363 PERU		2 069		2 069	
364 PHIL				7 655	
375 SWEDEN		245		822	
376 SWITZRLND				526	
381 ALASKA				250	
383 HAWAII		1 000		1 000	
384 P RICO				410	
387 VENEZUELA				5 037	
389 IRELAND				100	
400 U STATES		6 59 617		2 617 016	
ARMS ETC BRITISH		7 48 454		2 885 924	9 196
OR NATO CTYS					
100 U KINGDOM		3 41 394		9 333 70	
215 INOIA				162	
221 B GUIANA				701	
224 JAMAICA				250	
306 BELGIUM				6 928	
316 CUBA				1 233	
318 DENMARK		1 542		1 744 3	
327 FRANCE		1 355		4 522 29	
335 GERMANY W		5 861 9		2 876 29	
341 ICELAND				2 218	
344 ITALY		655		14 504	
347 JAPAN		474		3 073 2	
353 MOROCCO				61	
354 NETHRLNDS		2 606		7 334	
359 NORWAY				4 176	
366 PORTUGAL				987	
371 THAILAND				10 055	
372 SPAIN				3 517	
375 SWEOEN				1 791	
376 SWITZRLND		1 374		5 295 6	
381 ALASKA		1 110 6		4 099 0	
389 IRELAND				461	
400 U STATES		1 789 585		8 800 183	
EXWAREHOUSED SHIPS STORES NOP		2 20 871 0		10 262 91 0	9 197
100 U KINGDOM		5 082		15 376	
221 B GUIANA		191		521	
316 CUBA		53		53	
327 FRANCE		698		3 359	
335 GERMANY W		57		57	
354 NETHRLNOS		344		2 350	
384 P RICO		64		64	
400 U STATES		9 786		3 603 8	
BATTERY JARS GLASS OR RUBBER		1 62 75		5 781 8	9 199
100 U KINGDOM		124		925	
335 GERMANY W		538		1 020	
400 U STATES		1 255 08		6 841 85	
CASUAL DONATIONS		1 261 70		6 861 30	9 201
100 U KINGDOM				301	
220 BERMUDA		563		1 973	
327 FRANCE				206	
335 GERMANY W				228	
354 NETHRLNDS		65		65	
359 NORWAY				451	
400 U STATES		4 220		8 417 6	
CORSET CLASPS STEELS WIRES		4 84 8		8 740 0	9 202
100 U KINGDOM		1 373		2 136	
400 U STATES		3 026		6 958	
FEATHERS FLOWERS ART FOR HATS		4 39 9		9 09 4	9 204
100 U KINGDOM				592	
305 AUSTRIA		1 224		1 774	
317 CZECHO S				5 654	
327 FRANCE		15 221		3 609 8	
335 GERMANY W		6 734		3 814 3	
344 ITALY		134		1 171	
347 JAPAN		1 229 8		6 067 0	
376 SWITZRLND		106		106	
390 GERMANY E		2 402		2 810 4	
400 U STATES		1 319 8		8 407 1	
LIFEBOATS LIFESAVING APPARATUS		5 131 7		2 563 83	9 205
100 U KINGDOM		3 328		3 328	
400 U STATES				286	
MINERS RESCUE APPLIANCES		3 328		3 614	9 207
100 U KINGDOM		1 838		6 366	
327 FRANCE				1 119	
335 GERMANY W		3 879		6 742	
400 U STATES		2 607 94		9 673 86	
		2 665 11		9 816 13	

IMPORTS INTO CANADA FOR CONSUMPTION

Articles and Countries from which Imported	MONTH OF MAY 1957		FIVE MONTHS ENDED MAY 1957		Class Number
	Quantities	Values (\$)	Quantities	Values (\$)	
MATERIALS FOR TEXTILE PRINTING					9208
100 U KINGDOM		588		17296	
400 U STATES		16726		52756	
		17314		70052	
SALTS OF THORIUM OR CERIUM					9209
400 U STATES		11520		23070	
		11520		23070	
SPURS AND STILTS					9210
400 U STATES		91		1156	
		91		1156	
VACCINE AND PLASMA CONTAINERS					9212
100 U KINGDOM		57		57	
400 U STATES		13801		71333	
		13858		71390	
GOODS FREE BY ORDER IN COUNCIL					9213
100 U KINGDOM		3965		5720	
359 NORWAY		65		65	
400 U STATES		18365		38803	
		22395		44588	
ARTICLES FOR MFR TOBACCO PIPES					9214
100 U KINGDOM		86		475	
327 FRANCE		232		232	
400 U STATES		59		3101	
		377		3808	
SAFETY GLASS SHEET ADHESIVES					9215
400 U STATES		129200		527635	
		129200		527635	
TOURIST PURCHASES DUTY FREE					9228
100 U KINGDOM		86950		325452	
203 B E AFR		236		968	
205 RHOD NYAS				33	
207 UN SO AFR				70	
208 BSA OTHER		64		64	
213 BWA OTHER				190	
215 INDIA		52		772	
216 PAKISTAN		172		283	
220 BERMUDA		21275		58560	
221 B GUIANA		82		192	
222 B HOND		4549		17488	
223 BARBADOS		869		5168	
224 JAMAICA		2622		13548	
225 TRINIDAD		6587		18768	
227 BAHAMAS		2348		16101	
228 LEEW WIND				25	
230 GIBRALTAR				251	
231 HONG KONG		986		2793	
234 AUSTRALIA		482		3849	
236 NEW ZEAL		176		624	
304 ARGENTINA		48		946	
305 AUSTRIA		1069		3688	
306 BELGIUM		531		1830	
309 BRAZIL				215	
311 BURMA				55	
313 CHINA				253	
314 COLOMBIA				302	
316 CUBA		342		8622	
317 CZECHO S		31		313	
318 DENMARK		948		3453	
319 GREENLAND		197		3441	
320 DOM REP				40	
322 EGYPT		508		4757	
326 FINLAND		97		303	
327 FRANCE		9795		32621	
328 FR AFRICA				47	
334 ST PIERRE		306		2369	
335 GERMANY W		14453		49629	
336 GREECE		18		79	
337 GUATEMALA		72		115	
338 HAITI		98		642	
340 HUNGARY				71	
341 ICELAND		515		853	
342 IRAN				97	
344 ITALY		8555		26050	
347 JAPAN		1810		6078	
348 KOREA		30		30	
352 MEXICO		5971		68438	
353 MOROCCO				71	
354 NETHRLNDS		4609		20262	
355 INDONESIA		46		46	
357 NETH ANT		484		1421	
359 NORWAY		1587		2279	
360 ISRAEL		1723		2110	
361 PANAMA		37		107	
363 PERU		192		870	
365 POLAND		48		134	
366 PORTUGAL		68		185	
367 AZORES		2349		5264	
370 ROUMANIA				90	
372 SPAIN		891		1817	
375 SWEDEN		93		1564	
376 SWITZRLND		1320		4921	
380 USSR				304	
381 ALASKA				4370	
382 VIRGIN IS				670	
383 HAWAII		6792		52324	
384 P RICO		215		3097	

IMPORTS INTO CANADA FOR CONSUMPTION

173

Articles and Countries from which Imported	MONTH OF MAY 1957		FIVE MONTHS ENDED MAY 1957		Class Number
	Quantities	Values (\$)	Quantities	Values (\$)	
387 VENEZUELA		12		157	
388 YUGO SLAV				25	
389 IRELAND		1161		3239	
392 SYRIA		76		107	
400 U STATES		6886053		24377862	
		7080600		25163832	
CARTRIDGES SHOT GUN SHELLS					9237
100 U KINGDOM				681	
344 ITALY				420	
400 U STATES		3624		5079	
		3624		6180	
DEXTROSE SOLUTIONS THERAPEUTIC					9238
400 U STATES		22006		168608	
		22006		168608	
METALLIC CARTRIDGES AMMUNITION					9239
100 U KINGDOM		4664		5781	
306 BELGIUM				185	
326 FINLAND				176	
335 GERMANY W		924		3387	
375 SWEDEN				309	
400 U STATES		15688		44341	
		21276		54179	
BLACKBOARDS OF SLATE OR PAPER					9240
335 GERMANY W				853	
344 ITALY		3346		11575	
366 PORTUGAL		205		1688	
400 U STATES		33841		182370	
		37392		196486	
PRESENTATIONS FOR LIFE SAVING					9241
400 U STATES				145	
				145	
BIOLOGICAL PRODUCTS N O P					9242
100 U KINGDOM				6593	
234 AUSTRALIA				2838	
335 GERMANY W				378	
354 NETHRLNDS		750		750	
375 SWEDEN				496	
376 SWITZRLND				862	
400 U STATES		126274		677555	
		127024		689472	
BASKETS OF ALL KINDS N O P					9243
100 U KINGDOM		1553		3068	
215 INOIA				178	
231 HONG KONG		1879		8106	
305 AUSTRIA		263		263	
306 BELGIUM		1735		8242	
313 CHINA				1105	
318 DENMARK		58		187	
327 FRANCE		328		1695	
335 GERMANY W		1424		3243	
340 HUNGARY		512		512	
344 ITALY		1341		2538	
347 JAPAN		3805		31943	
352 MEXICO		6217		14628	
354 NETHRLNDS		189		189	
365 POLANO		2445		17316	
366 PORTUGAL		1106		1972	
367 AZORES		1438		4221	
372 SPAIN		79		5979	
375 SWEOEN		88		229	
388 YUGO SLAV		5109		8524	
400 U STATES		16303		72295	
		45872		186433	
COMMUNION SETS CHURCH ARTICLES					9244
100 U KINGDOM		2250		8698	
231 HONG KONG		869		1670	
305 AUSTRIA		1993		1993	
306 BELGIUM		297		2801	
313 CHINA				744	
317 CZECHO S		4211		31691	
318 DENMARK				68	
327 FRANCE		39925		120533	
335 GERMANY W		3392		27644	
344 ITALY		40092		211698	
347 JAPAN		12982		62810	
352 MEXICO		75		203	
354 NETHRLNDS				195	
360 ISRAEL		1196		1571	
366 PORTUGAL		218		802	
371 THAILANO				309	
372 SPAIN		799		1099	
376 SWITZRLND		224		341	
383 HAWAII				295	
389 IRELAND		535		1560	
400 U STATES		38316		254665	
		147442		731390	
CARTRIDGE CASES GUN WADS CAPS					9246
335 GERMANY W				249	
375 SWEDEN				96	
400 U STATES		22050		108843	
		22050		109188	
AMMUNITION N O P					9247
100 U KINGDOM		83477		393407	
306 BELGIUM				3966	
327 FRANCE				2700	
335 GERMANY W		324		759	

IMPORTS INTO CANADA FOR CONSUMPTION

Articles and Countries from which Imported	MONTH OF MAY 1957		FIVE MONTHS ENDED MAY 1957		Class Number
	Quantities	Values (\$)	Quantities	Values (\$)	
359 NORWAY		3366		7223	
400 U STATES		541540		1767016	
ELECTRICAL ENERGY		628707		2175071	
	MKWH				9249
400 U STATES	18668	80784	165504	839658	
ICE	18668	80784	165504	839658	
400 U STATES				1253	9251
				1253	
INCUBATORS BROODERS AND PARTS	NO				9252
100 U KINGDOM			6	766	
400 U STATES	443	30045	13580	436560	
IRON SAND PRESSURE BLASTING	443	30045	13586	437326	
100 U KINGDOM		4562		44646	9253
400 U STATES		63267		343318	
		67829		387264	
BALL POINT PENS AND PARTS					9254
100 U KINGDOM		592		1480	
234 AUSTRALIA				940	
306 BELGIUM		76		76	
335 GERMANY W		1581		4783	
344 ITALY				123	
347 JAPAN		454		2449	
376 SWITZRLND				190	
400 U STATES		190038		960975	
		192741		971016	
ALABASTER SPAR AMBER ORNAMENTS					9255
100 U KINGDOM		10198		43896	
203 B E AFR				153	
215 INDIA				66	
231 HONG KONG		1248		3156	
305 AUSTRIA		79		592	
306 BELGIUM				76	
317 CZECHO S				3642	
327 FRANCE		657		3960	
335 GERMANY W		1719		9581	
344 ITALY		4208		8174	
347 JAPAN		18561		61846	
365 POLAND		2907		2964	
376 SWITZRLND		503		503	
390 GERMANY E		756		2644	
400 U STATES		11841		68456	
		52677		209709	
MACHINE CARD CLOTHING					9256
100 U KINGDOM		20334		97218	
306 BELGIUM				149	
335 GERMANY W				344	
400 U STATES		12877		64643	
		33211		162354	
PENCILS LEAD NON PROPELLING	GRSS				9257
100 U KINGDOM	850	2392	2184	6209	
317 CZECHO S			1006	1278	
327 FRANCE			12	125	
335 GERMANY W	336	2674	2815	9963	
347 JAPAN	3265	2721	8856	8169	
400 U STATES	1566	6392	10826	37769	
	6017	14179	25699	63513	
PENCILS LEAD N O P					9258
100 U KINGDOM		224		756	
318 DENMARK				290	
327 FRANCE		102		234	
335 GERMANY W		2136		6592	
347 JAPAN		85		527	
376 SWITZRLND				392	
400 U STATES		6007		43558	
		8554		52349	
PENS FOUNTAIN EXCPT BALL POINT					9259
100 U KINGDOM				961	
231 HONG KONG				113	
335 GERMANY W		2352		6988	
344 ITALY		1363		2326	
347 JAPAN		781		1400	
376 SWITZRLND				165	
400 U STATES		5356		32819	
		9852		44772	
PENS N O P PENHOLDERS RULERS					9260
100 U KINGDOM		2347		11754	
231 HONG KONG		130		130	
335 GERMANY W		2445		4824	
344 ITALY		834		834	
400 U STATES		13972		72869	
		19728		90411	
PRECIOUS STONES NOT MOUNTED					9262
100 U KINGDOM		36300		106365	
215 INDIA				1621	
217 CEYLON				1326	
231 HONG KONG		3863		9209	
234 AUSTRALIA				330	
305 AUSTRIA		24107		126248	
309 BRAZIL		205		268	
317 CZECHO S		523		29242	
327 FRANCE		23351		28257	
335 GERMANY W		23013		95262	
344 ITALY		120		2043	
347 JAPAN		14468		144495	

IMPORTS INTO CANADA FOR CONSUMPTION


Articles and Countries from which Imported	MONTH OF MAY 1957		FIVE MONTHS ENDED MAY 1957		Class Number
	Quantities	Values (\$)	Quantities	Values (\$)	
352 MEXICO				4 081	
371 THAILAND				2 131	
372 SPAIN		594		1 194	
376 SWITZRLND		18 494		34 755	
400 U STATES		30 662		19 604 8	
		175 700		78 287 5	
PULLEYS BELT POWER TRANS NOP					9 263
100 U KINGDOM		2936		22 827	
335 GERMANY W		1789		4 312	
344 ITALY				59	
354 NETHRLNDS		824		3 352	
375 SWEDEN				156	
400 U STATES		10 1099		47 8320	
		10 6648		50 9026	
SETTLERS EFFECTS					9 264
100 U KINGDOM		13 759 44		37 798 24	
203 B E AFR		2927		7 727	
205 RHOD NYAS		1350		5 006	
207 UN SO AFR		7014		26 778	
211 NIGERIA		1167		11 67	
215 INDIA		7200		17 985	
216 PAKISTAN				5 425	
217 CEYLON		1012		2 297	
218 MALAYA		1425		9 425	
220 BERMUDA		3220		42 45	
221 B GUIANA		500		10 480	
223 BARBADOS		1000		3 075	
224 JAMAICA		6785		26 340	
225 TRINIDAD		1200		12 217	
227 BAHAMAS				220	
229 FALKLAND		75		75	
230 GIBRALTAR				6 000	
231 HONG KONG		9 636		20 100	
232 MALTA		890		8 100	
234 AUSTRALIA		15 234		56 462	
236 NEW ZEAL		3845		16 548	
303 ARABIA				150	
304 ARGENTINA		2070		9 650	
305 AUSTRIA		20641		62 190	
306 BELGIUM		51 241		107 731	
308 BOLIVIA		6000		8 652	
309 BRAZIL		3300		24 125	
311 BURMA		105		105	
312 CHILE		2000		27 75	
313 CHINA		725		940	
314 COLOMBIA		760		4 760	
316 CUBA		500		500	
317 CZECHO S		750		2280	
318 DENMARK		98 443		263 731	
322 EGYPT		3600		13 651	
324 ESTONIA				1990	
325 ETHIOPIA				500	
326 FINLAND		4705		20 635	
327 FRANCE		12 1455		260 140	
328 FR AFRICA		11 345		20 885	
335 GERMANY W		58 5019		137 657 5	
336 GREECE		5205		28 315	
340 HUNGARY		17 826		18 727 5	
341 ICELAND				2500	
342 IRAN		1975		1975	
343 IRAQ				500	
344 ITALY		23 385		83 236	
347 JAPAN		31 958		51 414	
348 KOREA		100		100	
349 LATVIA		150		150	
352 MEXICO		1823		3 073	
353 MOROCCO		30810		5 583 6	
354 NETHRLNDS		60 3838		132 018 2	
357 NETH ANT				307	
358 NICARAGUA				50	
359 NORWAY		12 665		41 500	
360 ISRAEL		3080		10 240	
363 PERU		100		10 870	
364 PHIL				2500	
365 POLAND		1580		12 155	
366 PORTUGAL		1925		5370	
371 THAILAND				3395	
372 SPAIN		302		1152	
375 SWEDEN		15 202		64 437	
376 SWITZRLND		46 840		121 651	
379 TURKEY		200		1077	
380 USSR		1100		1610	
381 ALASKA				1726	
382 VIRGIN IS				4500	
383 HAWAII				3000	
387 VENEZUELA		3695		16 504	
388 YUGO SLAV				1125	
389 IRELAND		3605		16 379	
390 GERMANY E				200	
391 LEBANON		2950		3975	
392 SYRIA				100	
393 TAIWAN				4000	
394 PORT E AF				100	
400 U STATES		14 292 09		61 76 697	
		45 926 06		144 406 37	

IMPORTS INTO CANADA FOR CONSUMPTION

Articles and Countries from which Imported	MONTH OF MAY 1957		FIVE MONTHS ENDED MAY 1957		Class Number
	Quantities	Values (\$)	Quantities	Values (\$)	
SHOW CASES AND METAL PARTS					9265
100 U KINGDOM		269		368	
335 GERMANY W				2073	
400 U STATES		25995		97393	
		26264		99834	
SIGNS LETTERS OTHER THAN PAPER					9266
100 U KINGDOM		3835		19657	
306 BELGIUM				1155	
327 FRANCE				467	
335 GERMANY W		340		1327	
347 JAPAN		266		1360	
375 SWEDEN		135		1528	
376 SWITZRLND		319		977	
389 IRELAND				96	
400 U STATES		73224		360180	
		78119		386747	
MEASURING RULES AND TAPES					9267
100 U KINGDOM		12051		57448	
317 CZECHO S		319		788	
318 DENMARK		156		156	
335 GERMANY W		4301		23258	
344 ITALY				1631	
347 JAPAN		1033		1118	
354 NETHRLNDS				3760	
376 SWITZRLND				261	
400 U STATES		46880		289972	
		64740		378392	
WASTE AND JUNK N O P	CWT				9269
100 U KINGDOM	119	595	917	1813	
400 U STATES	817704	24342	1144720	67899	
	817823	24937	1145637	69712	
WAX VEGETABLE AND MINERAL NOP	LB				9270
100 U KINGDOM			3084	1370	
309 BRAZIL	155167	128732	871215	633121	
335 GERMANY W	9955	6830	20353	14135	
352 MEXICO	11931	7555	46677	42122	
390 GERMANY E	441	132	441	132	
400 U STATES	40677	25479	267524	177569	
	218171	168728	1209294	868449	
WAX AND MANUFACTURES N O P					9271
100 U KINGDOM		94		5707	
207 UN SO AFR				1056	
335 GERMANY W		11570		17962	
344 ITALY				667	
352 MEXICO				110	
376 SWITZRLND				137	
400 U STATES		32056		148943	
		43720		174582	
WHIPS AND PARTS					9272
100 U KINGDOM		631		3004	
400 U STATES		742		3100	
		1373		6104	
WINDOW CORNICES CORNICE POLES					9273
400 U STATES				282	
				282	
UNENUMERATED ARTICLES					9274
SHIPMENTS UNDER 50 DOLLARS					9275
100 U KINGDOM		124975		543022	
203 B E AFR				240	
205 RHOO MYAS				7	
207 UN SO AFR		176		639	
208 BSA OTHER				140	
210 G COAST				21	
215 INDIA		408		2866	
216 PAKISTAN		16		244	
217 CEYLON		31		249	
218 MALAYA		18		116	
219 BEI OTHER				2	
220 BERMUDA		170		533	
221 B GUIANA		93		469	
222 B HOND		164		421	
223 BARBADOS				249	
224 JAMAICA		307		1138	
225 TRINIDAD		8		554	
227 BAHAMAS				147	
228 LEEW WIND				21	
231 HONG KONG		11584		50339	
232 MALTA		10		31	
234 AUSTRALIA		617		2973	
236 NEW ZEAL		41		204	
304 ARGENTINA		123		188	
305 AUSTRIA		1478		5076	
306 BELGIUM		2739		11635	
307 BEL CONGO				3	
309 BRAZIL		36		974	
310 BULGARIA				1	
312 CHILE		201		2263	
313 CHINA		36		422	
314 COLOMBIA				25	
315 C RICA		183		696	
316 CUBA		257		1698	
317 CZECHO S		1000		2824	
318 DENMARK		2354		7741	
319 GREENLAND				205	
320 DOM REP		37		37	

IMPORTS INTO CANADA FOR CONSUMPTION

Articles and Countries from which Imported	MONTH OF MAY 1957		FIVE MONTHS ENDED MAY 1957		Class Number
	Quantities	Values (\$)	Quantities	Values (\$)	
321 ECUADOR		254		1016	
322 EGYPT		103		393	
324 ESTONIA				8	
325 ETHIOPIA		27		89	
326 FINLAND		262		967	
327 FRANCE		11216		50409	
328 FR AFRICA				8	
329 INDOCHINA				42	
334 ST PIERRE		110		137	
335 GERMANY W		33602		118182	
336 GREECE		371		743	
337 GUATEMALA		202		1114	
338 HAITI		41		186	
339 HONOURAS		66		159	
340 HUNGARY		108		468	
341 ICELAND				25	
342 IRAN				369	
344 ITALY		6379		24266	
347 JAPAN		12411		52741	
348 KOREA				1	
352 MEXICO		2033		6493	
353 MOROCCO		40		85	
354 NETHRLNDS		6723		34186	
355 INDONESIA		13		14	
357 NETH ANT				30	
359 NORWAY		723		2853	
360 ISRAEL		135		447	
361 PANAMA		53		126	
362 PARAGUAY				7	
363 PERU		5		21	
364 PHIL				13	
365 POLAND		85		382	
366 PORTUGAL		263		1323	
367 AZORES		504		692	
370 ROUMANIA				92	
371 THAILAND		10		95	
372 SPAIN		525		2051	
373 CANARY IS				30	
375 SWEDEN		3425		11666	
376 SWITZRLNO		5254		21101	
378 JOROAN				7	
379 TURKEY		10		61	
380 USSR		92		347	
381 ALASKA		1854		4677	
382 VIRGIN IS				5	
383 HAWAII		341		2070	
384 P RICO		185		1070	
387 VENEZUELA		2		132	
388 YUGO SLAV		84		295	
389 IRELAND		174		614	
390 GERMANY E		162		761	
391 LEBANON		10		25	
392 SYRIA		4		74	
393 TAIWAN				6	
400 U STATES		4495981		21052445	
		4730904		22034032	



Value, Price and Volume Indexes of Imports for Consumption

The following table gives index numbers of the declared (statistical) value of imports for consumption by months, and of the unit value (price) and volume of these imports. The value index expresses the value of imports in a given month as a percentage of the monthly average in the base year. The price index is of the fixed-weight aggregative (Laspeyres) type, and combines unit values calculated from the monthly import statistics with specified wholesale or other price quotations. These latter quotations are used where inadequate quantity reporting or insufficiently homogeneous items in the trade statistics prevent the obtaining of sufficiently representative unit value series. The volume index is derived by dividing the value index by the corresponding price index, and is, therefore, of the currently-weighted (Paasche) type. These indexes are computed with 1948 as an interim reference base pending conversion to the Bureau's official post-war reference base (1949).

In computing the price index certain adjustments were made to the regular grouping of commodities used in the trade statistics, and all three indexes are presented on the basis of these adjusted groups. The chief adjustments are as follows: the two groups "agricultural and vegetable products" and "animals and animal products" have been combined into one group now titled "agricultural and animal products"; the sub-group "rubber and its products" (1678-1732) and the item "advertising matter" (4291) have been transferred to the "miscellaneous products" group; the item "arms, etc., British or N.A.T.O. countries" (9196) has been deducted from the "miscellaneous products" total and the grand total; three "ships" items (9155-57) have been transferred to the "iron and steel and their products" group; and a few other adjustments designed to improve group classification by component material have been made.

These indexes are currently computed from the original data for months, quarters and calendar years. Approximate indexes for other periods may be obtained by averaging the monthly values. Although such indexes will be less accurate than would result from a separate computation based on the original data, the margin of error is insufficient to necessitate a lengthy separate computation.

A complete record of these series by months for the post-war period is published in issues of Volume I of the annual report "Trade of Canada". Some additional commodity information appears in issues of the "Review of Foreign Trade". Details of the computation of the price indexes are given in D.B.S. Reference Paper, No. 8, 1950, titled "Export and Import Price Indexes by Months, July, 1945 - June, 1950 (1948=100)".

MONTHLY INDEX NUMBERS OF DECLARED VALUES, PRICES AND PHYSICAL VOLUME OF IMPORTS FOR CONSUMPTION, BY GROUPS

Interim base, 1948 = 100

Month	Total			Agricultural and Animal Products			Fibres and Textiles			Wood Products and Paper			
	1955	1956	1957	1955	1956	1957	1955	1956	1957	1955	1956	1957	
INDEX OF DECLARED VALUES													
1	January	139.0	183.2	208.2	127.4	132.2	155.0	104.1	126.0	122.7	212.2	278.9	319.2
2	February	139.3	183.5	195.5	124.5	137.5	136.4	100.3	126.0	124.2	238.4	313.1	305.6
3	March	168.6	210.0	212.8	134.4	137.7	145.4	121.5	125.5	126.2	263.4	307.7	311.6
4	April	172.9	240.0	243.8	147.5	156.2	180.2	116.0	132.7	134.1	241.2	311.4	330.5
5	May	195.7	248.0	251.4	161.7	190.3	210.1	112.5	131.3	126.0	275.6	330.3	320.6
6	June	180.6	221.6		155.0	177.6		97.8	102.7		268.7	306.8	
7	July	167.6	218.1		127.2	171.0		93.6	106.1		241.1	326.3	
8	August	191.2	212.9		146.2	163.2		117.2	121.0		294.8	322.6	
9	September	187.6	196.2		143.3	154.3		107.4	97.2		290.9	315.1	
10	October	207.1	245.3		180.1	212.9		115.7	125.0		317.5	357.1	
11	November	201.0	236.3		177.2	211.7		118.4	136.3		302.1	327.7	
12	December	175.1	181.0		162.9	162.0		101.4	95.4		259.2	249.9	
AI	Annual Index	177.1	214.7		149.0	167.2		108.8	118.8		267.1	312.2	
INDEX OF PRICES													
1	January	109.0	113.4	115.0	102.5	98.8	100.1	98.3	92.7	92.1	116.3	122.8	123.6
2	February	109.6	113.8	116.1	102.1	99.4	100.1	97.6	93.5	92.3	117.2	123.1	123.2
3	March	110.4	114.4	116.7	101.7	98.7	102.6	97.7	93.4	90.5	118.4	123.5	124.0
4	April	110.6	113.8	117.4r	100.8	100.0	105.4r	96.3	90.0	89.9r	119.0	123.5	124.3r
5	May	109.7	113.1	116.6	98.3	100.3	105.6	95.7	88.2	90.8	119.6	124.0	125.0
6	June	109.8	113.5		99.7	104.1		97.1	88.1		118.9	124.4	
7	July	109.1	112.4		97.8	101.6		95.3	88.6		119.1	124.2	
8	August	109.6	112.4		98.6	101.8		95.7	87.7		119.2	124.3	
9	September	111.3	112.0		98.9	101.5		96.1	86.2		119.9	124.4	
10	October	112.1	112.8		99.1	100.4		94.0	88.3		120.3	123.9	
11	November	112.8	113.0		98.8	99.2		91.2	89.1		121.6	123.6	
12	December	113.6	113.5		99.5	100.0		93.2	90.2		122.8	123.3	
AI	Annual Index	110.5	113.0		99.8	99.9		95.5	89.2		119.4	123.8	
INDEX OF PHYSICAL VOLUME													
1	January	127.5	161.6	181.0	124.3	133.8	154.8	105.9	135.9	133.2	182.5	227.1	258.3
2	February	127.1	161.2	168.4	121.9	138.3	136.3	102.8	134.8	134.6	203.4	254.3	248.1
3	March	152.7	183.6	182.3	132.2	139.5	141.7	124.4	134.4	139.4	222.5	249.1	251.3
4	April	156.3	210.9	207.7r	146.3	156.2	171.0r	120.5	147.4	149.2r	202.7	252.1	265.9r
5	May	178.4	219.3	215.6	164.5	189.7	199.0	117.6	148.9	138.8	230.4	266.4	256.5
6	June	164.5	195.2		155.5	170.6		100.7	116.6		226.0	246.6	
7	July	153.6	194.0		130.1	168.3		98.2	119.8		202.4	262.7	
8	August	174.5	189.4		148.3	160.3		122.5	138.0		247.3	259.5	
9	September	168.6	175.2		144.9	152.0		111.8	112.8		242.6	253.3	
10	October	184.7	217.5		181.7	212.1		123.1	141.6		263.9	288.2	
11	November	178.2	209.1		179.4	213.4		129.8	153.0		248.4	265.1	
12	December	154.1	159.5		163.7	162.0		108.8	105.8		211.1	202.7	
AI	Annual Index	160.3	190.0		149.3	167.4		113.9	133.2		223.7	252.2	

r: revised

MONTHLY INDEX NUMBERS OF DECLARED VALUES, PRICES AND PHYSICAL VOLUME OF IMPORTS FOR CONSUMPTION, BY GROUPS

Interim base, 1948 = 100

Iron and Steel and their Products			Non-Ferrous Metals and their Products			Non-Metallic Minerals and their Products			Chemicals and Fertilizers			Miscellaneous Products			
1955	1956	1957	1955	1956	1957	1955	1956	1957	1955	1956	1957	1955	1956	1957	
INDEX OF DECLARED VALUES															
152.7	229.7	289.2	228.5	269.9	321.4	79.4	112.1	113.2	173.2	212.5	223.6	268.5	341.9	329.8	1
155.9	234.2	269.8	203.1	274.7	275.2	78.0	97.3	101.9	166.4	224.6	250.7	300.3	338.4	332.9	2
205.0	311.7	301.6	242.7	297.5	307.3	87.6	92.0	104.3	208.6	232.6	242.8	357.0	395.0	404.5	3
210.6	356.4	353.8	225.5	332.6	320.8	91.2	113.7	119.5	203.6	282.4	279.4	398.8	458.0	451.3	4
236.9	346.9	346.5	253.1	350.8	346.6	115.9	133.5	140.2	238.8	288.9	285.0	461.5	446.6	452.3	5
219.7	303.5		239.9	330.2		113.7	132.6		226.4	246.3		372.8	378.8		6
202.9	284.4		211.6	336.2		105.6	133.5		212.1	251.7		403.7	404.4		7
208.5	246.9		283.9	338.6		139.3	158.8		232.0	227.2		431.5	412.8		8
202.2	243.2		304.8	315.0		118.3	132.3		239.8	213.4		492.2	362.7		9
225.7	310.5		341.6	392.2		141.1	150.5		262.6	267.2		430.4	436.2		10
218.7	300.0		347.4	359.8		138.7	145.1		250.0	262.5		381.0	381.1		11
208.1	235.7		274.9	263.9		102.3	111.8		208.2	197.0		333.7	296.8		12
203.9	283.6		263.1	321.8		109.3	126.1		218.5	242.2		386.0	387.7		AI
INDEX OF PRICES															
120.4	132.0	136.5	121.6	131.9	134.8	100.4	101.6	104.7	107.5	112.2	110.8	111.8	128.8	115.4	1
121.9	132.9	136.8	122.3	132.2	135.9	100.3	101.3	108.7	108.4	112.3	110.9	114.7	127.7	117.8	2
123.3	133.4	136.9	123.1	132.5	136.0	101.2	103.8	110.4	109.4	112.7	111.1	117.6	126.8	117.3	3
123.6	133.3	137.4	124.4	132.6	136.7r	102.2	103.4	111.9r	109.6	112.8	111.8r	119.2	123.0	112.6r	4
123.6	133.1	136.9	124.4	133.5	136.2	100.6	102.3	108.9	110.1	112.1	110.8	116.9	118.9	112.1	5
123.7	132.8		125.2	134.0		99.3	102.2		109.7	111.7		115.3	117.6		6
123.8	132.7		124.3	132.4		99.1	100.4		109.1	111.4		115.5	113.6		7
124.1	132.8		124.3	132.4		99.3	101.4		109.5	111.1		118.0	111.7		8
126.5	132.4		125.2	131.8		100.1	101.0		109.3	111.3		126.2	112.8		9
128.7	134.1		126.6	132.6		101.0	101.3		111.0	110.8		130.3	114.5		10
130.4	134.3		130.1	134.1		101.7	102.2		111.8	109.9		132.1	113.9		11
131.5	134.9		131.0	134.2		102.2	102.4		111.9	110.3		131.2	112.8		12
125.2	133.2		124.8	132.8		100.6	102.0		109.9	111.7		119.7	118.3		AI
INDEX OF PHYSICAL VOLUME															
126.8	174.0	211.9	187.9	204.6	238.4	79.1	110.3	108.1	161.1	189.4	201.8	240.2	265.5	285.8	1
127.9	176.2	197.2	166.1	207.8	202.5	77.8	96.1	93.7	153.5	200.0	226.1	261.8	265.0	282.6	2
166.3	233.7	220.3	197.2	224.5	226.0	86.6	88.6	94.5	190.7	206.4	218.5	303.6	311.5	344.8	3
170.4	267.4	257.5	181.3	250.8	234.7r	89.2	110.0	106.8r	185.8	250.4	249.9r	334.6	372.4	400.8r	4
191.7	260.6	253.1	203.5	262.8	254.5	115.2	130.5	128.7	216.9	257.7	257.2	394.8	375.6	403.5	5
177.6	228.5		191.6	246.4		114.5	129.7		206.4	220.5		323.3	322.1		6
163.9	214.3		170.2	253.9		106.6	133.0		194.4	225.9		349.5	356.0		7
168.0	185.9		228.4	255.7		140.3	156.6		211.9	204.5		365.7	369.6		8
159.8	183.7		243.5	239.0		118.2	131.0		219.4	191.7		390.0	321.5		9
175.4	231.5		269.8	295.8		139.7	148.6		236.6	241.2		330.3	381.0		10
167.7	223.4		267.0	268.3		136.4	142.0		223.6	238.9		288.4	334.6		11
158.3	174.7		209.8	196.6		100.1	109.2		186.1	178.6		254.3	263.1		12
162.9	212.9		210.8	242.3		108.6	123.6		198.8	216.8		322.5	327.7		AI



CANADA

TRADE OF CANADA

IMPORTS

JUNE, 1957


AND

SIX MONTHS ENDED JUNE, 1957

DOMINION BUREAU OF STATISTICS

International Trade Division

External Trade Section



IMPORTS INTO CANADA FOR CONSUMPTION

1957
 Import
 List No. 6

Changes affecting Previous Reports
 Cumulative totals adjusted in June Report

MONTH OF JANUARY, 1957

Class Number

5195 - Deduct from United States	6,319 cwt.	\$ 58,508
5195 - Add to United Kingdom	1,600 cwt.	\$ 13,977
5195 - Add to Germany, West	2,622 cwt.	\$ 23,683
5195 - Add to Japan	2,097 cwt.	\$ 20,848

MONTH OF FEBRUARY, 1957

Class Number

5195 - Deduct from United States	1,870 cwt.	\$ 24,974
5195 - Add to Japan	1,870 cwt.	\$ 24,974

MONTH OF MARCH, 1957

Class Number

5195 - Deduct from United States	11,430 cwt.	\$114,018
5195 - Add to United Kingdom	5,045 cwt.	\$ 41,673
5195 - Add to Germany, West	894 cwt.	\$ 9,968
5195 - Add to Japan	5,491 cwt.	\$ 62,377

MONTH OF APRIL, 1957

Class Number

5195 - Deduct from United States	10,678 cwt.	\$106,234
5195 - Add to France	3,904 cwt.	\$ 30,734
5195 - Add to Japan	6,774 cwt.	\$ 75,500

MONTH OF MAY, 1957

Class Number

3282 - Deduct from United Kingdom	44,368 lb.	-
5195 - Deduct from United States	9,023 cwt.	\$108,814
5195 - Add to Germany, West	1,914 cwt.	\$ 22,161
5195 - Add to Japan	7,109 cwt.	\$ 86,653

DOMINION BUREAU OF STATISTICS
International Trade Division
External Trade Section

TRADE OF CANADA

IMPORTS

JUNE, 1957

AND

SIX MONTHS ENDED JUNE, 1957

Published by Authority of
The Honourable Gordon Churchill, Minister of Trade and Commerce

Price \$5 a year
Single copies 50 cents

7502-505-67

Vol. 14, No. 6



Faint, illegible text or markings in the upper middle section.

Faint, illegible text or markings in the middle section.

Faint, illegible text or markings in the lower middle section.

Faint, illegible text or markings in the lower middle section.

Faint, illegible text or markings in the lower middle section.

Faint, illegible text or markings in the lower middle section.

Faint, illegible text or markings in the lower middle section.

Faint, illegible text or markings in the bottom section.

TABLE OF CONTENTS

	Page
EXPLANATORY NOTES	2
KEY TO ABBREVIATIONS OF COUNTRIES.....	3
 SUMMARY TABLES:	
Imports into Canada for Consumption, by Countries	4
Imports into Canada for Consumption, by Main Groups	6
 DETAILED TABLES:	
Imports for Consumption, by Articles and Countries:	
Agricultural and Vegetable Products (except Chemicals, Fibres and Wood):	Class Number
A – Mainly Food	1 to 390
B – Other than Food	1501 to 1846
Animals and Animal Products (except Chemicals and Fibres).....	2012 to 2348
Fibres, Textiles and Textile Products	3001 to 3576
Wood, Wood Products and Paper	4002 to 4311
Iron and Its Products	5001 to 5738
Non-Ferrous Metals and Their Products (except Gold).....	6001 to 6260
Non-Metallic Minerals and Their Products (except Chemicals).....	7001 to 7304
Chemicals and Allied Products	8001 to 8950
Miscellaneous Commodities	9000 to 9275

VALUE AND VOLUME at end of report

EXPLANATORY NOTES

1. **Source of Data.** Statistics of imports are based upon the declarations of importers (import entries) as subsequently checked by customs officials.
2. **Valuation.** The value of goods imported is the value as determined for customs duty purposes. In most cases this corresponds to the value shown on the invoice accompanying the goods, converted to Canadian dollars at authorized exchange rates (usually the commercial rate prevailing on the date at which the goods were actually despatched to Canada), and excluding such charges as freight, insurance, handling and taxes. In effect, therefore, import values are taken f.o.b. point of shipment in the country of export.
3. **Units of Quantity.** Weight, where shown, is the net weight of the goods, excluding the weight of such packing as is required for shipment, except in certain special cases otherwise defined in the Customs Tariff. The expression "ton" means 2,000 pounds, and "cwt." 100 pounds, avoirdupois. Where other units of quantity are used, Imperial standards apply.

In this report are items such as "engines, gas, n.o.p., and parts" which show a quantity in "number" as well as value. In these items the "number" refers only to the number of substantially complete articles imported, while the value includes also the value of any parts of the article imported. For such items the average value per unit cannot be ascertained.

4. **Coverage.** Statistics of imports include all goods which enter Canada and are cleared by customs officials for domestic sale or use. The series, therefore, includes goods which are cleared by customs immediately on entry into the country, and goods cleared out of customs warehouses; but excludes goods placed in customs warehouses on entering the country. The technical phrase "Imports entered for consumption" which is sometimes used to describe Canadian import statistics does not imply that all imports will actually be consumed in Canada, but only that they are free to be so consumed without further customs formalities.
5. **Exclusions.** Import statistics exclude gold, but include gold products where the value of the gold content is less than 80% of the value of the article. A small amount of gold scrap in the form of jewellers' sweepings is also included. Some goods for the use of United States forces stationed at treaty bases in Canada are excluded, as are ships of British construction and registry imported for use in Canada, ships purchased for use in foreign trade, bunker supplies and ships' stores purchased by Canadian vessels abroad, temporary imports for exhibition or competition, and Canadian-owned military equipment returned to Canada.
6. **Countries Credited.** Imports are usually credited to the country from which the goods were consigned to Canada. The country of consignment is the country from which goods have come to Canada without interruption of transit except in the course of transfer from one means of conveyance to another.

An exception to this rule is made in the case of imports of goods originating in Central or South America (including the Antilles and Bermuda) which are consigned to Canada from the United States. This class of imports is credited to the country in which the goods originated.

7. **Time Periods.** Import statistics for any month include all goods declared on import entries received at the Bureau of Statistics during the calendar month in question.
8. **Abbreviations.** Many descriptions of countries and articles used in this report are abbreviated or incomplete because of mechanical limitations. A key to abbreviations of countries appears in this report, and full descriptions of all articles appear in Volume III of the annual report "Trade of Canada". The letters "N.O.P." mean "not otherwise provided for".
9. **Revisions.** All statistics in this report are subject to revision. Revisions to previous reports are published on the coloured pages at the beginning of each monthly report.

KEY TO ABBREVIATIONS OF COUNTRIES

Note:— The classification of Countries with a statement of the territorial limits used for statistical purposes will be found in Volume I of the Annual Report of the Trade of Canada.

Aden	Aden	Ireland	Ireland
Afghan	Afghanistan	Israel	Israel
Alaska	Alaska	Ital Afr.	Italian Africa
Albania	Albania	Italy	Italy
Virgin Is.	American Virgin Islands	Jamaica	Jamaica
Arabia	Arabia	Japan	Japan
Argentina	Argentina	Jordan	Jordan
Australia	Australia	Korea	Korea
Austria	Austria	Latvia	Latvia
Azores	Azores and Madeira	Lebanon	Lebanon
Bahamas	Bahamas	Leew Wind	Leeward and Windward Islands
Barbados	Barbados	Liberia	Liberia
Bel Congo	Belgian Congo	Libya	Libya
Belgium	Belgium and Luxembourg	Lithuania	Lithuania
Bermuda	Bermuda	Madagascar	Madagascar
Bolivia	Bolivia	Malaya	Malaya and Singapore
Brazil	Brazil	Malta	Malta
B E Afr.	British East Africa	Mauritius	Mauritius and Seychelles
B Guiana	British Guiana	Mexico	Mexico
B Hond	British Honduras	Morocco	Morocco
Bulgaria	Bulgaria	Nethrlnds	Netherlands
Burma	Burma	Neth Ant	Netherlands Antilles
Canary Is	Canary Islands	New Zeal	New Zealand
Ceylon	Ceylon	Nicaragua	Nicaragua
Chile	Chile	Nigeria	Nigeria
China	China, except Taiwan	Norway	Norway
Colombia	Colombia	B E I Other	Other British East Indies
C Rica	Costa Rica	B Oceania	Other British Oceania
Cuba	Cuba	B S A Other	Other British South Africa
Czecho S	Czechoslovakia	B W A Other	Other British West Africa
Denmark	Denmark	Pakistan	Pakistan
Dom Rep	Dominican Republic	Panama	Panama
Ecuador	Ecuador	Paraguay	Paraguay
Egypt	Egypt	Peru	Peru
El Salvd	El Salvador	Phil	Philippines
Estonia	Estonia	Poland	Poland
Ethiopia	Ethiopia	Portugal	Portugal
Falkland	Falkland Islands	Port E Af	Portuguese East Africa
Finland	Finland	Port W Af	Portuguese West Africa
Fiji	Fiji	Port Asia	Portuguese Asia
France	France	P Rico	Puerto Rico
Fr Africa	French Africa	Rhod Nyas	Rhodesia and Nyasaland
Fr Guiana	French Guiana	Roumania	Roumania
Fr Oceana	French Oceania	U S S R	U.S.S.R. (Russia)
Fr W Ind	French West Indies	S Leone	Sierra Leone
Gambia	Gambia	Spain	Spain
Germany E	Germany, Eastern	Span Afr	Spanish Africa
Germany W	Germany, Federal Republic of	St. Pierre	St. Pierre and Miquelon
Gibraltar	Gibraltar	Sudan	Sudan
G Coast	Gold Coast	Surinam	Surinam
Greece	Greece	Sweden	Sweden
Greenland	Greenland	Switzrlnd	Switzerland
Guatemala	Guatemala	Syria	Syria
Haiti	Haiti (Republic of)	Taiwan	Taiwan (Formosa)
Hawaii	Hawaii	Thailand	Thailand (Siam)
Honduras	Honduras	Trinidad	Trinidad and Tobago
Hong Kong	Hong Kong	Turkey	Turkey
Hungary	Hungary	Un So Afr	Union of South Africa
Iceland	Iceland	U Kingdom	United Kingdom
India	India	U States	United States
IndoChina	Indo-China	U S Ocea	United States Oceania
Indonesia	Indonesia	Uruguay	Uruguay
Iran	Iran	Venezuela	Venezuela
Iraq	Iraq	Yugo Slav	Yugoslavia

IMPORTS INTO CANADA FOR CONSUMPTION, BY COUNTRIES (EXCLUDING GOLD)

Countries	Month of June		Six Months ended June	
	1956	1957	1956	1957
	\$	\$	\$	\$
Commonwealth Countries				
United Kingdom.....	41,429,107	43,368,488	238,793,212	260,143,394
Aden.....	2,546	22,086	41,637	37,001
British East Africa.....	604,932	466,055	4,455,167	3,120,563
Mauritius and Seychelles.....	-	-	1,566,987	2,164,538
Rhodesia and Nyasaland.....	39,312	75,755	167,374	527,996
Union of South Africa.....	1,025,823	584,966	3,212,418	3,101,372
Other British South Africa.....	-	1,176	1,843	1,853
Gambia.....	-	-	-	-
Gold Coast.....	727,625	2,639	1,269,623	1,343,027
Nigeria.....	246,790	-	647,999	1,061,163
Sierra Leone.....	9,868	926	18,275	5,339
Other British West Africa.....	-	-	-	190
Ceylon.....	1,150,849	1,059,409	7,825,725	7,731,223
India.....	1,744,232	2,731,640	16,029,051	15,324,913
Malaya and Singapore.....	1,697,966	1,264,644	14,575,008	14,123,254
Pakistan.....	44,785	74,931	661,028	301,619
Other British East Indies.....	9,039	2,815	55,921	42,127
Bermuda.....	13,123	9,960	128,806	99,403
British Guiana.....	1,524,132	2,646,762	5,508,933	8,016,586
British Honduras.....	16,907	37,161	90,671	154,200
Bahamas.....	13,115	3,262	130,011	46,953
Barbados.....	698,732	459,845	1,984,501	2,808,494
Jamaica.....	3,838,098	5,713,404	10,561,815	20,431,708
Leeward and Windward Islands.....	424,699	428,065	1,418,623	1,888,167
Trinidad and Tobago.....	1,071,570	1,132,131	5,243,220	6,499,090
Falkland Islands.....	-	-	-	75
Gibraltar.....	86	-	787	6,251
Hong Kong.....	347,170	576,256	3,082,384	3,461,399
Malta.....	2,622	9,817	21,454	35,176
Australia.....	1,397,798	1,049,773	8,729,448	8,009,733
Fiji.....	298	760	2,055,299	1,713,824
New Zealand.....	1,641,619	402,419	8,214,937	6,247,119
Other British Oceania.....	-	-	-	-
Total Commonwealth Countries.....	59,722,843	62,125,145	336,492,157	368,447,750
Foreign Countries				
Afghanistan.....	-	-	-	-
Albania.....	-	-	-	-
Arabia.....	1,413,254	3,358,285	7,166,672	5,241,960
Argentina.....	337,556	254,959	1,938,117	2,002,584
Austria.....	278,331	315,631	1,847,738	2,055,209
Belgium and Luxembourg.....	5,982,905	5,185,039	22,613,244	23,821,533
Belgian Congo.....	264,868	115,293	594,964	738,687
Bolivia.....	6,147	-	59,197	32,041
Brazil.....	2,572,699	2,694,152	16,200,050	16,001,856
Bulgaria.....	-	-	152	1
Burma.....	80	224	80	384
Chile.....	45,488	180,355	515,321	1,410,575
China (except Taiwan).....	900,694	286,464	4,316,787	3,609,329
Taiwan.....	31,479	6,432	63,024	55,427
Colombia.....	2,040,526	1,531,936	12,528,635	9,260,374
Costa Rica.....	160,581	728,871	1,230,711	3,951,618
Cuba.....	1,929,037	2,217,070	7,542,626	6,460,898
Czechoslovakia.....	504,198	314,324	2,094,237	2,589,561
Denmark.....	522,925	558,736	2,666,358	3,162,797
Greenland.....	1,659	1,508	5,201	5,154
Dominican Republic.....	153,896	39,862	870,364	416,748
Ecuador.....	427,212	577,064	2,272,001	1,641,456
Egypt.....	34,135	45,782	82,709	110,389
El Salvador.....	43,324	183,132	843,654	584,397
Estonia.....	-	24	-	2,022
Ethiopia.....	7,825	16,522	83,546	27,989
Finland.....	80,227	34,352	224,051	202,764
France.....	3,077,107	3,234,541	14,752,182	16,981,435
French Africa.....	204,031	40,411	779,237	857,528
Indo-China.....	-	304	11,961	1,346
French Guiana.....	-	-	-	-
French Oceania.....	-	-	-	-
French West Indies.....	-	-	20	-
Madagascar.....	275	-	21,984	10,658
St. Pierre and Miquelon.....	4,649	4,724	17,040	30,622

IMPORTS INTO CANADA FOR CONSUMPTION, BY COUNTRIES (EXCLUDING GOLD) - Concluded

5

Countries	Month of June		Six Months ended June	
	1956	1957	1956	1957
	\$	\$	\$	\$
Foreign Countries - Concluded				
Germany, Federal Republic of	7,716,137	7,016,419	39,116,682	45,410,369
Germany, Eastern	43,864	58,662	205,017	261,993
Greece	25,219	22,423	120,177	194,921
Guatemala	226,489	109,136	1,975,938	2,379,792
Haiti	95,130	168,700	953,288	624,934
Honduras	1,085,354	733,490	2,290,839	3,234,150
Hungary	35,389	17,550	80,446	240,446
Iceland	2,307	91	3,730	6,160
Iran	34,988	14,988	452,513	210,567
Iraq	25,414	-	250,257	99,152
Ireland	34,439	36,683	255,975	249,259
Israel	109,263	109,066	918,184	798,474
Italy	2,225,224	2,253,970	10,085,432	12,962,609
Italian Africa	-	-	-	-
Japan	6,679,447	3,856,894	28,986,738	29,558,193
Jordan	-	64	404	1,842
Korea	165	29,792	1,683	29,923
Latvia	235	20	1,224	170
Lebanon	3,134,649	8,000	9,708,130	13,667
Liberia	-	-	273,035	-
Libya	-	-	223	-
Lithuania	500	-	1,095	-
Mexico	2,491,343	1,535,872	32,397,398	9,437,761
Morocco	16,540	17,191	53,430	110,829
Netherlands	1,907,888	2,252,101	10,500,984	11,618,752
Indonesia	50,243	23,316	451,824	590,514
Surinam	573,208	247,654	1,537,556	1,652,069
Netherlands Antilles	2,972,815	4,092,319	17,120,797	13,467,676
Nicaragua	111,820	21,947	486,186	205,689
Norway	377,199	218,141	1,238,086	1,572,755
Panama	920,804	604,606	5,383,440	3,226,399
Paraguay	5,850	-	85,776	82,487
Peru	76,177	68,130	1,067,141	1,583,694
Philippines	80,624	625,596	1,244,525	2,662,310
Poland	147,461	47,562	705,514	452,039
Portugal	185,995	161,743	1,039,545	1,012,667
Azores and Madeira	12,756	8,596	80,204	58,751
Portuguese East Africa	5,628	17,230	238,730	17,330
Portuguese West Africa	-	-	42,129	-
Portuguese Asia	-	-	-	-
Roumania	-	-	33	182
Spain	697,504	1,002,961	3,119,596	2,880,351
Canary Islands	3,226	2,073	13,168	9,879
Spanish Africa	-	2,000	400	2,000
Sudan	5,111	12,704	50,504	12,704
Sweden	1,461,667	1,397,861	7,044,879	8,766,998
Switzerland	1,529,314	1,951,512	10,201,723	11,148,109
Syria	468	744	915,015	130,786
Thailand	44,307	8,428	552,217	389,277
Turkey	71,392	78,797	353,262	240,962
U.S.S.R. (Russia)	66,232	39,177	484,411	149,286
United States	357,810,712	320,067,706	2,117,244,367	2,139,187,807
Alaska	291,449	424,220	1,538,184	1,690,665
American Virgin Islands	-	-	-	5,175
Hawaii	736,968	162,390	1,995,898	1,739,841
Puerto Rico	74,102	90,373	474,248	428,037
United States Oceania	-	-	-	-
Uruguay	90,693	59,744	499,579	431,663
Venezuela	15,277,284	20,247,520	93,262,835	123,499,933
Yugoslavia	290,345	11,357	321,326	192,886
Total Foreign Countries	430,886,446	391,863,516	2,508,767,783	2,536,202,226
GRAND TOTAL	490,609,289	453,988,661	2,845,259,940	2,904,649,976

**IMPORTS INTO CANADA FOR CONSUMPTION FROM ALL COUNTRIES, FROM THE UNITED KINGDOM
AND FROM THE UNITED STATES, BY MAIN GROUPS (EXCLUDING GOLD)**

Main Groups	Month of June		Six Months ended June	
	1956	1957	1956	1957
	\$	\$	\$	\$
ALL COUNTRIES				
Agricultural and Vegetable Products (except Chemicals, Fibres and Wood)	55,520,655	52,908,143	294,876,618	310,131,081
Animals and Animal Products (except Chemicals and Fibres)	9,532,738	8,585,675	57,854,924	62,898,471
Fibres, Textiles and Textile Products	30,011,936	31,125,257	217,415,901	216,120,813
Wood, Wood Products and Paper	18,643,719	16,136,783	112,849,169	112,912,082
Iron and Its Products	199,096,605	178,264,379	1,167,641,672	1,199,545,904
Non-Ferrous Metals and Their Products	41,994,374	37,281,064	236,700,704	238,660,221
Non-Metallic Minerals and Their Products (except Chemicals)	67,223,826	65,024,408	344,313,695	357,565,441
Chemicals and Allied Products	24,331,447	22,644,229	148,491,751	150,821,340
Miscellaneous Commodities.....	44,253,989	42,018,723	265,115,506	255,994,623
Total	490,609,289	453,988,661	2,845,259,940	2,904,649,976
UNITED KINGDOM				
Agricultural and Vegetable Products (except Chemicals, Fibres and Wood)	2,292,634	1,963,034	12,941,161	12,032,632
Animals and Animal Products (except Chemicals and Fibres)	1,106,476	1,115,432	6,922,281	7,412,777
Fibres, Textiles and Textile Products	8,627,515	8,680,781	52,499,896	54,816,503
Wood, Wood Products and Paper	438,451	475,135	2,932,196	2,877,654
Iron and Its Products	14,972,901	16,560,624	81,918,139	99,169,922
Non-Ferrous Metals and Their Products	6,372,410	4,641,516	34,223,340	30,750,624
Non-Metallic Minerals and Their Products (except Chemicals)	3,025,101	2,192,123	16,704,374	13,861,770
Chemicals and Allied Products	2,004,905	1,741,841	11,185,001	11,041,583
Miscellaneous Commodities.....	2,588,714	5,998,002	19,466,824	28,179,929
Total	41,429,107	43,368,488	238,793,212	260,143,394
UNITED STATES				
Agricultural and Vegetable Products (except Chemicals, Fibres and Wood)	30,520,017	26,906,852	151,711,713	161,308,277
Animals and Animal Products (except Chemicals and Fibres)	4,538,737	5,792,723	35,513,582	40,267,303
Fibres, Textiles and Textile Products	12,347,506	14,956,732	90,227,977	114,530,230
Wood, Wood Products and Paper	16,414,497	14,250,098	102,433,426	102,293,707
Iron and Its Products	170,445,156	149,717,962	1,030,272,170	1,028,487,749
Non-Ferrous Metals and Their Products	28,565,097	25,539,694	173,045,300	171,998,328
Non-Metallic Minerals and Their Products (except Chemicals)	36,375,905	32,233,572	178,685,679	184,925,832
Chemicals and Allied Products	21,158,382	19,846,720	130,399,257	132,308,178
Miscellaneous Commodities.....	37,445,415	30,823,353	224,955,263	203,068,203
Total	357,810,712	320,067,706	2,117,244,367	2,139,187,807

IMPORTS INTO CANADA FOR CONSUMPTION

Articles and Countries from which Imported	MONTH OF JUNE 1957		SIX MONTHS ENDED JUNE 1957		Class Number
	Quantities	Values (\$)	Quantities	Values (\$)	
GROUP 1					
AGRICULTURAL PRODUCTS					
A MAINLY FOOD					
APPLES FRESH	LB				1
236 NEW ZEAL			1024720	85651	
304 ARGENTINA	450	52	2310	347	
312 CHILE	900	126	900	126	
381 ALASKA			3728	896	
400 U STATES	1402962	120087	22981834	1462824	
	1404312	120265	24013492	1549844	
APRICOTS QUINCES FRESH	LB				2
312 CHILE			12110	2331	
400 U STATES	467436	52975	480197	55498	
	467436	52975	492307	57829	
BANANAS	CWT				3
222 B HOND	96	1016	795	6607	
224 JAMAICA	499	3007	768	3795	
314 COLOMBIA			42699	257993	
315 C RICA	74054	663898	417737	3489131	
316 CUBA			40	432	
320 DOM REP	771	6349	6098	43905	
321 ECUADOR	67223	568392	197556	1420851	
337 GUATEMALA	3473	32533	56822	391857	
339 HONDURAS	92555	729495	467977	3202522	
361 PANAMA	70931	604582	430064	3179171	
381 ALASKA			27	1017	
400 U STATES	6	79	319	324	
	309608	2609351	1620902	12000605	
CHERRIES FRESH	LB				4
400 U STATES	901831	272903	1156719	339530	
	901831	272903	1156719	339530	
CRANBERRIES FRESH	LB				5
400 U STATES	120000	14900	306435	41153	
	120000	14900	306435	41153	
GRAPEFRUIT FRESH	LB				6
100 U KINGDOM			1925	58	
224 JAMAICA			4410	347	
231 HONG KONG			11032	1271	
400 U STATES	10978598	432775	89770919	3158726	
	10978598	432775	89788286	3160402	
GRAPES FRESH	LB				7
100 U KINGDOM			37057	4471	
207 UN SO AFR			191930	19289	
304 ARGENTINA			42942	9419	
312 CHILE	25617	6448	805638	158059	
381 ALASKA			1039	192	
400 U STATES	1806546	403813	14527463	1745317	
	1832163	410261	15606069	1936747	
GUAVAS MANGOES PLANTAINS FRESH					8
316 CUBA				739	
352 MEXICO		522		582	
400 U STATES		5158		10238	
		5680		11559	
LEMONS FRESH	LB				9
344 ITALY			107482	9113	
400 U STATES	2760993	188783	15394072	1121474	
	2760993	188783	15501554	1130587	
LIMES FRESH	LB				10
352 MEXICO			455	81	
400 U STATES	197875	12577	306624	27978	
	197875	12577	307079	28059	
MUSKMELONS CANTALOUPE FRESH	LB				11
304 ARGENTINA			13060	1478	
312 CHILE			201224	14686	
352 MEXICO	24748	1542	3312339	201478	
400 U STATES	5555043	278795	6620920	366512	
	5579791	280337	10147543	584154	
MELONS FRESH N O P	NO				12
304 ARGENTINA			731	405	
316 CUBA			579	1183	
352 MEXICO	111056	44576	335317	159444	
400 U STATES	1129933	419602	1464546	615522	
	1240989	464178	1801173	776554	
ORANGES MANDARINES FRESH	CU FT				13
100 U KINGDOM			1641	4623	
224 JAMAICA			60	150	
231 HONG KONG			607	1479	
344 ITALY			2000	3240	
347 JAPAN			27764	44952	
352 MEXICO	1200	2006	33134	52983	
360 ISRAEL			34672	82201	
372 SPAIN			16987	30716	
381 ALASKA			240	808	
393 TAIWAN			3466	10745	
400 U STATES	889551	1927294	5463219	12283759	
	890751	1929300	5583790	12515656	
PEACHES FRESH	LB				14
312 CHILE			22435	3189	

IMPORTS INTO CANADA FOR CONSUMPTION

Articles and Countries from which Imported	MONTH OF JUNE 1957		SIX MONTHS ENDED JUNE 1957		Class Number
	Quantities	Values (\$)	Quantities	Values (\$)	
400 U STATES	957977	108500	977172	111230	
PEARS FRESH	957977	108500	999607	114419	
LB					15
304 ARGENTINA	19130	3401	68580	10212	
312 CHILE			13100	2288	
400 U STATES	224420	28699	6562466	541783	
PINEAPPLES FRESH	243550	32100	6644146	554283	
LB					16
316 CUBA	1149402	61868	8061834	420113	
352 MEXICO	42306	2512	42306	2512	
383 HAWAII	46595	2541	737227	57034	
384 P RICO	60280	3267	656657	36783	
400 U STATES	8273	528	57711	3296	
PLUMS OR PRUNES FRESH	1306856	70716	9555735	519738	
LB					17
304 ARGENTINA			3475	861	
312 CHILE			45717	9605	
400 U STATES	2291733	261808	2345432	271928	
BERRIES FRESH N O P	2291733	261808	2394624	282394	
LB					18
326 FINLAND			605	158	
400 U STATES	100923	25438	101048	25488	
STRAWBERRIES FRESH	100923	25438	101653	25646	
LB					19
400 U STATES	6443808	889856	11672586	1821423	
FRESH FRUITS N O P	6443808	889856	11672586	1821423	
LB					20
383 HAWAII		213		1456	
400 U STATES		17650		89801	
APPLES DRIED		17863		91257	
LB					31
400 U STATES	10423	3277	487840	83294	
APRICOTS NECTARINES DRIED	10423	3277	487840	83294	
LB					32
231 HONG KONG			80	149	
234 AUSTRALIA	14000	5802	24000	9628	
372 SPAIN			129782	32222	
400 U STATES	30093	13976	312155	148098	
BANANAS DRIED	44093	19778	466017	190097	
LB					33
400 U STATES			6240	6301	
CURRENTS DRIED			6240	6301	
LB					34
234 AUSTRALIA	5600	658	184800	24625	
400 U STATES	5700	970	40162	7636	
DATES	11300	1628	224962	32261	
LB					36
231 HONG KONG			10495	2888	
342 IRAN	507	52	1652651	98257	
343 IRAQ			1938464	98484	
400 U STATES	5785	1027	1825303	195313	
FIGS DRIED AND FIG PASTE	6292	1079	5426913	394942	
LB					37
366 PORTUGAL			30000	2096	
379 TURKEY			5622	843	
400 U STATES	54581	12325	414238	91678	
PEACHES DRIED	54581	12325	449860	94617	
LB					38
400 U STATES	11953	3790	101418	31896	
PRUNES OR PLUMS DRIED UNPITTED	11953	3790	101418	31896	
LB					39
231 HONG KONG			600	126	
400 U STATES	620373	107088	6437060	1061897	
PEARS DRIED	620373	107088	6437660	1062023	
LB					40
400 U STATES	1920	588	29668	8707	
RAISINS	1920	588	29668	8707	
LB					41
207 UN SO AFR			225000	36363	
234 AUSTRALIA	1074000	165446	2258400	32515	
372 SPAIN			17219	2859	
400 U STATES	1142375	160593	7847538	1102212	
FRUITS DRIED N O P	2216375	326039	10348157	1473949	
LB					42
231 HONG KONG	1653	317	15021	4699	
347 JAPAN			300	160	
400 U STATES	24724	7993	250611	84103	
RASPBERRIES FROZEN 1LB OR LESS	26377	8310	265932	88962	
400 U STATES					
LB					43
			37567	9906	
RASPBERRIES FROZEN OVER 1 LB			37567	9906	
354 NETHRLNDS			16219	3919	
400 U STATES	20300	6431	39714	11310	
STRAWBERRIES FROZN 1LB OR LESS	20300	6431	55933	15229	
400 U STATES					
LB					45
	172687	37618	1354433	319440	
STRAWBERRIES FROZEN OVER 1 LB	172687	37618	1354433	319440	
LB					46
	180000	20700	600000	70566	
352 MEXICO			896	194	
354 NETHRLNDS	344610	54742	922660	156056	
400 U STATES	524610	75442	1523556	226816	
FRUITS N O P FROZN 1LB OR LESS					
400 U STATES					
LB					47
	52860	7389	73325	11349	
	52860	7389	73325	11349	

IMPORTS INTO CANADA FOR CONSUMPTION

Articles and Countries from which Imported	MONTH OF JUNE 1957		SIX MONTHS ENDED JUNE 1957		Class Number	
	Quantities	Values (\$)	Quantities	Values (\$)		
FRUITS N O P FROZEN OVER 1 LB	LB				48	
354 NETHRLNDS			8234	1308		
400 U STATES	284078	41419	1677019	253690		
	284078	41419	1685253	254998		
APRICOTS CANNEO	LB				49	
100 U KINGOOM			10754	1767		
207 UN SO AFR	31800	5674	493924	86799		
234 AUSTRALIA	34488	4745	115510	14995		
372 SPAIN	39600	3267	39600	3267		
400 U STATES	385186	39710	2531923	295027		
	491074	53396	3191711	401855		
PEACHES CANNED	LB				50	
234 AUSTRALIA	49401	6756	186140	25310		
400 U STATES	1535570	162989	11007826	1226137		
	1584971	169745	11193966	1251447		
CHERRIES SULPHUREO OR IN BRINE	LB				51	
344 ITALY	348255	55265	1492671	227648		
354 NETHRLNOS			17028	1477		
	348255	55265	1509699	229125		
OLIVES SULPHUREO OR IN BRINE	LB				52	
231 HONG KONG			500	87		
304 ARGENTINA			1324	284		
312 CHILE	240	106	811	304		
328 FR AFRICA	121000	15432	317033	45044		
336 GREECE	17416	3289	222372	39350		
344 ITALY	89885	6955	169802	12502		
353 MOROCCO	7760	800	55089	8861		
366 PORTUGAL	3968	346	150244	38900		
372 SPAIN	718176	167843	3000618	695509		
400 U STATES	101336	19555	817168	152521		
	1059781	214326	4734961	993362		
LEMON ORANGE GRAPE FRUIT RINOS						53
100 U KINGOOM		216		422		
231 HONG KONG		462		2035		
234 AUSTRALIA				700		
316 CUBA		2184		3368		
338 HAITI				1852		
344 ITALY		22519		58216		
384 P RICO		2023		9453		
400 U STATES		86		6185		
		27490		82231		
MARMALADES CANNEO	LB				54	
100 U KINGDOM	320783	57854	1046398	187784		
224 JAMAICA			52800	4094		
335 GERMANY W			300	95		
400 U STATES			11328	2425		
	320783	57854	1110826	194398		
PEARS IN CANS	LB				55	
234 AUSTRALIA	31631	4807	101854	14877		
400 U STATES	159102	24297	1296384	200106		
	190733	29104	1398238	214983		
PINEAPPLE IN CANS	LB				56	
207 UN SO AFR			1500	301		
218 MALAYA	57600	6230	882290	102677		
234 AUSTRALIA	455112	62939	746879	109841		
316 CUBA			88000	10307		
352 MEXICO	268925	29187	676125	69573		
364 PHIL	599025	73901	599025	73901		
381 ALASKA	240	52	240	52		
383 HAWAII	912125	122707	7487067	1003225		
393 TAIWAN	72000	6121	72000	6121		
400 U STATES	35355	5191	86674	12719		
	2400382	306328	10639800	1388717		
FRUITS IN CANS N O P	LB					57
100 U KINGOOM			3654	602		
215 INOIA			159	59		
231 HONG KONG	1405	374	7615	2308		
234 AUSTRALIA			358175	54549		
316 CUBA	2220	407	11620	2039		
318 OENMARK			11774	2902		
320 OOM REP			7200	1325		
335 GERMANY W			1433	301		
344 ITALY			53925	6048		
347 JAPAN	161490	15253	1875369	207597		
352 MEXICO			4925	673		
354 NETHRLNOS			331278	56222		
375 SWEDEN			4798	882		
381 ALASKA	300	59	300	59		
383 HAWAII			3030	794		
400 U STATES	397220	39457	2473262	288106		
	562635	55550	5148517	624466		
CHERRIES FROZEN 1LB OR LESS	LB				58	
400 U STATES			240	57		
			240	57		
CHERRIES FROZEN OVER 1LB	LB				59	
400 U STATES	206970	31616	1474200	233418		
	206970	31616	1474200	233418		
FRUITS NUTS PICKLEO PRESERVED	GAL				60	
100 U KINGOOM	128	541	4808	16620		
215 INOIA	133	258	1903	3864		
223 BARBADOS	4500	2524	4500	2524		
224 JAMAICA	585	302	603	352		
231 HONG KONG	1290	2856	5520	11811		
316 CUBA	13170	13139	32335	25856		
327 FRANCE			674	1764		
336 GREECE			1192	3629		

IMPORTS INTO CANADA FOR CONSUMPTION

Articles and Countries from which Imported	MONTH OF JUNE 1957		SIX MONTHS ENDED JUNE 1957		Class Number
	Quantities	Values (\$)	Quantities	Values (\$)	
344 ITALY			1131	703	
347 JAPAN	39	178	125	459	
354 NETHRLNDS	6109	8045	15041	27294	
383 HAWAII			110	311	
388 YUGO SLAV	2138	4067	2138	4067	
400 U STATES	6170	11866	31156	48293	
FRUIT PULP N O P	34262	43776	101236	147547	61
	LB				
100 U KINGDOM			175	55	
207 UN SO AFR			105075	11546	
231 HONG KONG	1112	265	4067	811	
234 AUSTRALIA	148247	47454	210444	60967	
316 CUBA			181850	16715	
352 MEXICO	99187	8806	337343	29207	
354 NETHRLNDS	2650	595	279830	38799	
372 SPAIN	2756	262	263832	26707	
383 HAWAII	32317	3471	184772	21381	
400 U STATES			699615	94244	
JELLIES JAMS	286269	60853	2267003	300432	62
	LB				
100 U KINGDOM	212870	42614	1137574	229415	
215 INDIA			372	128	
224 JAMAICA			12420	1166	
231 HONG KONG			11132	1755	
306 BELGIUM			454	157	
326 FINLAND			616	331	
327 FRANCE	1896	324	1949	391	
335 GERMANY W	4047	950	9463	2075	
344 ITALY			1671	261	
354 NETHRLNDS	10564	1826	33716	5862	
359 NORWAY	615	158	1287	317	
375 SWEDEN	630	151	1680	466	
376 SWITZRLND	164	54	8863	2575	
383 HAWAII			1130	356	
400 U STATES	27759	5200	133609	37154	
GRAPEFRUIT ORANGE LEMON PULP	258545	51277	1355936	282409	63
	LB				
224 JAMAICA			102317	5910	
372 SPAIN			13246	1196	
400 U STATES	3552	411	42017	6415	
MIXED FRUITS IN CANS	3552	411	157580	13521	64
	LB				
100 U KINGDOM			6295	1198	
231 HONG KONG			210	56	
400 U STATES	1880011	244711	18354652	2354334	
ORANGE JUICE CONCENTRATED FROZ	1880011	244711	18361157	2355588	65
	GAL				
400 U STATES	242202	561350	1224489	3217093	
FRUIT JUICE NOP CONCENTRD FROZ	242202	561350	1224489	3217093	66
	GAL				
383 HAWAII			7020	19006	
400 U STATES	22869	54682	113457	269813	
LEMEN JUICE CONCENTRATED FROZ	22869	54682	120477	288819	67
	GAL				
400 U STATES	25140	50496	75818	160395	
LEMEN JUICE EXCEPT CONCENTRATD	25140	50496	75818	160395	68
	GAL				
100 U KINGDOM	658	2423	1499	4650	
400 U STATES	29196	47369	108094	184791	
ORANGE JUICE EXCEPT CONCENTRATD	29854	49792	109593	189441	69
	GAL				
100 U KINGDOM			369	518	
400 U STATES	585881	424536	3748853	2986739	
PECTIN	585881	424536	3749222	2987257	70
	LB				
100 U KINGDOM			216357	8237	
318 DENMARK	2852	3138	3832	4253	
335 GERMANY W			300	388	
400 U STATES	12020	15549	79354	111230	
LEMEN JUICE CONCENTRATED FRESH	14872	18687	299843	124108	71
	GAL				
100 U KINGDOM	23	185	783	5048	
344 ITALY			2000	12159	
400 U STATES	9705	28469	31208	94736	
ORANGE JUICE CONCENTRATD FRESH	9728	28654	33991	111943	72
	GAL				
100 U KINGDOM			22	62	
224 JAMAICA			437	1891	
352 MEXICO			12985	42124	
400 U STATES	17808	62347	116967	405465	
GRAPE JUICE OVER 1 GALLON	17808	62347	130411	449542	73
	GAL				
207 UN SO AFR			5249	9248	
400 U STATES	1624	8765	4238	22813	
LIME JUICE NOT REFINED	1624	8765	9487	32061	74
	GAL				
224 JAMAICA	503	359	1685	1057	
228 LEEW WIND			823	658	
FRUIT JUICES SPIRIT FORTIFIED	503	359	2508	1715	75
	GAL				
354 NETHRLNDS			20	518	
400 U STATES	22	441	58	1303	
BLENDED FRUIT JUICES	22	441	78	1821	76
	GAL				
400 U STATES	235265	154611	1532644	1048327	
	235265	154611	1532644	1048327	

IMPORTS INTO CANADA FOR CONSUMPTION

Articles and Countries from which Imported	MONTH OF JUNE 1957		SIX MONTHS ENDED JUNE 1957		Class Number
	Quantities	Values (\$)	Quantities	Values (\$)	
FRUIT JUICE NOP EXCEPT CONCENT	GAL				77
100 U KINGDOM	3480	4828	18037	26558	
335 GERMANY W			95	156	
352 MEXICO			48	67	
354 NETHRLNOS	62	174	708	2350	
383 HAWAII			1415	1442	
400 U STATES	17394	16355	111248	116584	
	20936	21357	131551	149157	
GRAPEFRUIT JUICE EXCEPT CONCEN	GAL				78
100 U KINGDOM			45	60	
225 TRINIDAD	300	284	1980	1792	
400 U STATES	258774	153001	1702381	1024193	
	259074	153285	1704406	1026045	
PINEAPPLE JUICE EXCEPT CONCENT	GAL				79
218 MALAYA			570	320	
234 AUSTRALIA	8415	4864	32190	19956	
352 MEXICO	7250	4147	24986	14221	
383 HAWAII	35261	24002	520824	332355	
400 U STATES	2464	1886	5089	3831	
	53390	34899	583659	370683	
FRUIT SYRUPS CONC JUICES N O P	GAL				80
100 U KINGDOM	573	1486	1355	4346	
326 FINLAND			80	320	
327 FRANCE			789	2861	
335 GERMANY W	196	579	1097	3345	
344 ITALY			260	1083	
354 NETHRLNDS	77	604	1271	5189	
376 SWITZRLND	20	212	326	1634	
383 HAWAII	85	253	59421	142391	
400 U STATES	7328	23734	63819	190093	
	8279	26868	128418	351262	
COCOANUTS	NO				81
222 B HOND	2750	298	11800	1300	
228 LEEW WIND			12650	1001	
316 CUBA	4000	352	27300	2728	
320 DOM REP			159660	11609	
339 HONDURAS	5750	508	21975	1980	
364 PHIL			30000	3600	
383 HAWAII			13950	1349	
384 P RICO	2500	148	253580	17145	
400 U STATES	5500	494	90660	7676	
	20500	1800	621575	48388	
COCOANUT DESICCATED	LB				83
100 U KINGDOM	16650	1520	74940	6863	
215 INDIA	20000	2737	167350	19375	
217 CEYLON	429300	41086	2342658	240686	
355 INDONESIA			50000	6669	
364 PHIL	41500	5144	242800	29014	
383 HAWAII			3260	2596	
400 U STATES	364774	81955	1950982	466286	
	872224	132442	4831990	771489	
COPRA NOT PREPARED	LB				84
364 PHIL	4368000	306098	29126346	1928091	
	4368000	306098	29126346	1928091	
ALMONDS NOT SHELLLED	LB				91
372 SPAIN	8267	1896	8267	1896	
400 U STATES			7500	4557	
	8267	1896	15767	6453	
BRAZIL NUTS NOT SHELLLED	LB				92
309 BRAZIL	347180	42530	347180	42530	
	347180	42530	347180	42530	
FILBERTS HAZEL NOT SHELLLED	LB				93
344 ITALY	21908	3962	35246	5912	
400 U STATES			10000	3264	
	21908	3962	45246	9176	
PEANUTS GREEN SHELLLED OR NOT	LB				94
100 U KINGDOM			198000	19006	
203 B E AFR			128700	13131	
207 UN SO AFR	346500	34782	4685200	467492	
313 CHINA	453200	47507	7427999	878497	
352 MEXICO	3883052	396134	20976049	2146511	
354 NETHRLNDS			35000	3280	
400 U STATES	2242447	206468	10441877	1043340	
	6925199	684891	43892825	4571257	
PECANS NOT SHELLLED	LB				95
400 U STATES			26900	6628	
			26900	6628	
WALNUTS NOT SHELLLED	LB				96
313 CHINA			296300	43788	
344 ITALY	64900	11364	114526	22970	
400 U STATES	5500	1295	30300	11028	
	70400	12659	441126	77786	
OTHER NUTS NOT SHELLLED	LB				97
231 HONG KONG	700	130	2360	487	
344 ITALY			6063	680	
400 U STATES	8637	6293	110311	50168	
	9337	6423	118734	51335	
ALMONDS SHELLLED	LB				101
100 U KINGDOM	420	289	9570	7196	
231 HONG KONG			288	506	
344 ITALY	7000	5700	12600	8595	
366 PORTUGAL	5512	2631	84596	60458	
372 SPAIN	184025	99507	438362	237968	
400 U STATES	608	527	104477	98485	
	197565	108654	649893	413208	

IMPORTS INTO CANADA FOR CONSUMPTION

Articles and Countries from which Imported		MONTH OF JUNE 1957		SIX MONTHS ENDED JUNE 1957		Class Number
		Quantities	Values (\$)	Quantities	Values (\$)	
PEANUTS N O P		LB				102
231 HONG KONG		3172	1077	10776	3317	
354 NETHRLNDS		2100	475	4620	1062	
400 U STATES		4787	1977	20550	8722	
		10059	3529	35946	13101	
WALNUTS SHELLED		LB				103
100 U KINGDOM				5500	2326	
215 INDIA				1788626	528028	
231 HONG KONG		15290	4596	55488	17254	
313 CHINA		109800	35154	6004682	2137354	
327 FRANCE				29088	12994	
335 GERMANY W		92675	33703	126775	48406	
342 IRAN		30965	10026	216194	68047	
344 ITALY		19939	5819	191319	69393	
400 U STATES		7300	5208	311723	115994	
		275969	94506	8729395	2999796	
OTHER NUTS SHELLED		LB				104
231 HONG KONG		115	67	7160	1336	
344 ITALY				5291	645	
372 SPAIN				3888	1533	
400 U STATES		11031	7845	72019	50434	
		11146	7912	88358	53948	
BRAZIL NUTS SHELLED		LB				105
308 BOLIVIA				59322	23389	
309 BRAZIL		22770	9569	80061	33599	
363 PERU				18348	9774	
400 U STATES				2700	1026	
		22770	9569	160431	67788	
CASHEW NUTS SHELLED		LB				106
215 INDIA		352150	155172	859950	374680	
400 U STATES		1329	939	190273	103369	
		353479	156111	1050223	478049	
PECANS SHELLED		LB				107
400 U STATES		42221	33675	407799	315232	
		42221	33675	407799	315232	
FILBERTS SHELLED		LB				108
335 GERMANY W				26124	13467	
344 ITALY		5540	2350	72506	31207	
354 NETHRLNDS				22046	9428	
372 SPAIN		60549	31853	104641	52753	
379 TURKEY		134458	49564	246902	99977	
400 U STATES		8818	3542	184596	92575	
		209365	87309	656815	299407	
ASPARAGUS FRESH		LB				111
400 U STATES		389621	44133	6519102	746878	
		389621	44133	6519102	746878	
BEANS GREEN FRESH		LB				112
231 HONG KONG				500	56	
352 MEXICO		875	66	11259	1975	
400 U STATES		2617389	187525	8328274	723233	
		2618264	187591	8340033	725264	
BEETS FRESH EXCEPT SUGAR BEETS		LB				114
400 U STATES		225506	8849	4381787	126692	
		225506	8849	4381787	126692	
CABBAGE FRESH		LB				115
381 ALASKA				800	186	
400 U STATES		7840102	182763	62984178	1681665	
		7840102	182763	62984978	1681851	
CARROTS FRESH		LB				116
352 MEXICO				15150	434	
400 U STATES		11131667	356396	59869298	1758013	
		11131667	356396	59884448	1758447	
CAULIFLOWER FRESH		LB				117
400 U STATES		959035	61156	16098646	810724	
		959035	61156	16098646	810724	
CELERY FRESH		LB				118
400 U STATES		8712729	450071	67478412	2991352	
		8712729	450071	67478412	2991352	
CUCUMBERS FRESH		LB				119
316 CUBA				191386	14767	
352 MEXICO				19465	1934	
381 ALASKA				100	59	
383 HAWAII				3675	889	
400 U STATES		2899349	169480	9940797	750848	
		2899349	169480	10155423	768497	
LETTUCE FRESH		LB				120
400 U STATES		7368351	295098	94781951	3054987	
		7368351	295098	94781951	3054987	
MUSHROOMS TRUFFLES FRESH		LB				121
231 HONG KONG		40	118	1030	3589	
327 FRANCE				1135	3193	
335 GERMANY W		265	150	2130	2787	
347 JAPAN		5035	10072	11239	17074	
365 POLAND				490	1647	
400 U STATES		86936	25142	742486	214768	
		92276	35482	758510	243058	
ONIONS FRESH		LB				122
207 UN SO AFR				304500	12604	
236 NEW ZEAL				202716	7601	
312 CHILE				2795415	95468	
322 EGYPT		1227200	28974	2185856	54884	
344 ITALY		170081	7044	170081	7044	
352 MEXICO		89284	3284	436784	18067	
400 U STATES		9339825	427443	50993307	1997202	
		10826390	466745	57088659	2192870	

IMPORTS INTO CANADA FOR CONSUMPTION

13

Articles and Countries from which Imported	MONTH OF JUNE 1957		SIX MONTHS ENDED JUNE 1957		Class Number
	Quantities	Values (\$)	Quantities	Values (\$)	
PEAS GREEN FRESH	352 MEXICO 400 U STATES		313391 766568	20990 66881	123
		233109	22482	1079959	
POTATOES SWEET AND YAMS FRESH	231 HONG KONG 400 U STATES		77 45156	573 309127	124
		2029	16439	45233	
POTATOES FRESH EXCEPT SEED	400 U STATES			309700	125
		437884	711025	1418900	
SPINACH FRESH	400 U STATES			2652687	126
		283275	15106	5586372	
TOMATOES FRESH	224 JAMAICA 227 BAHAMAS 316 CUBA 352 MEXICO 381 ALASKA 400 U STATES		25524 93824 168940 45341767 400	2024 6122 27371 2455231 220	127
		105556	6653	45428014	
		17493198	1503051	3901966	
VEGETABLES FRESH	N O P 231 HONG KONG 304 ARGENTINA 306 BELGIUM 312 CHILE 316 CUBA 344 ITALY 347 JAPAN 352 MEXICO 363 PERU 372 SPAIN 383 HAWAII 400 U STATES			91058469 6392934	128
		3900	341	156560	
		2757	398	16000	
				1236	
				3524	
				412	
				4379	
				338	
				187	
				301	
		23595	3592	371365	
				37395	
				437	
				4000	
				432	
		4154636	296382	38074658	
		4184888	300713	38677811	
VEGETABLES FROZEN	1LB OR LESS 400 U STATES			2579194	129
		398222	90277	4395690	
		398222	90277	4395690	
VEGETABLES FROZEN	OVER 1 LB 400 U STATES			449569	130
		452404	58030	3467449	
		452404	58030	3467449	
MUSTARD LIQUID	231 HONG KONG 306 BELGIUM 327 FRANCE 335 GERMANY W 354 NETHRLNDS 400 U STATES			1258 64 6747 5872 740 5059	131
			191 586		
			898	19740	
			1675		
PASTE HASH VEGETABLE	MEAT FISH 100 U KINGDOM 231 HONG KONG 318 DENMARK 327 FRANCE 344 ITALY 347 JAPAN 354 NETHRLNDS 359 NORWAY 376 SWITZRLND 381 ALASKA 389 IRELAND 400 U STATES			3578 1825 970 3483 7229 155 489 1107 99 220 1708 353191	132
		730	313	18468	
				3285	
				1127	
		374	351	5046	
		2819	1718	11318	
				480	
		101	78	1316	
		180	206	2361	
				408	
				544	
				12000	
		346042	68181	1545982	
		350246	70847	1602335	
POTATOES DRIED	100 U KINGDOM 354 NETHRLNDS 400 U STATES			40393 5602 16440	133
		56250	15474	155900	
		4488	1357	17952	
		55125	11230	84069	
		115863	28061	257921	
VEGETABLES DRIED	N O P 100 U KINGDOM 231 HONG KONG 322 EGYPT 327 FRANCE 335 GERMANY W 344 ITALY 347 JAPAN 354 NETHRLNDS 388 YUGO SLAV 400 U STATES			62435	134
		480	67	480	
		5175	1819	46020	
		26880	7024	33556	
				1200	
				4409	
				2848	
		250	85	1992	
				2384	
		4409	1613	4409	
		164577	30708	1741935	
		201771	41316	1839233	
TOMATO JUICE CONCENTRATED				404136	136
TOMATOES CANNED	344 ITALY 352 MEXICO 372 SPAIN 381 ALASKA 400 U STATES			97210 14381 17235 51 830867	137
		21824	1488	1372114	
		63650	3725	213150	
				241785	
				390	
		949967	68468	10881288	
		1035441	73681	12708727	
TOMATO PASTE CANNED	304 ARGENTINA 344 ITALY 354 NETHRLNDS			3744 142339 220	138
		28605	4096	36000	
				1054710	
				926	

IMPORTS INTO CANADA FOR CONSUMPTION

Articles and Countries from which Imported	MONTH OF JUNE 1957		SIX MONTHS ENDED JUNE 1957		Class Number
	Quantities	Values (\$)	Quantities	Values (\$)	
372 SPAIN 400 U STATES			29762	3600	
	914708	129238	3646940	514447	
	943313	133334	4768338	664350	
TOMATO PULP AND PUREE CANNED 400 U STATES	LB				139
	1784	146	321665	22379	
	1784	146	321665	22379	
TOMATO JUICE EXCEPT CONCENTRTD 400 U STATES	LB				140
	3738972	225915	28110043	1836142	
	3738972	225915	28110043	1836142	
ASPARAGUS IN CANS 327 FRANCE 400 U STATES	LB		793	205	141
	279784	53136	774806	166322	
	279784	53136	775599	166527	
CORN IN CANS 400 U STATES	LB				143
	1324720	179900	6707224	860955	
	1324720	179900	6707224	860955	
MUSHROOMS AND TRUFFLES IN CANS 100 U KINGDOM 231 HONG KONG 327 FRANCE 335 GERMANY W 344 ITALY 347 JAPAN 376 SWITZRLND 400 U STATES	LB				144
			237	177	
	225	563	1332	4063	
	4600	2419	30626	14405	
			450	285	
			835	1021	
			1523	1638	
			136	77	
	31752	8623	236493	81413	
	36577	11605	271632	103079	
PEAS IN CANS 100 U KINGDOM 306 BELGIUM 327 FRANCE 400 U STATES	LB				145
			700	105	
			2400	445	
			3269	799	
	462753	54852	1607091	183781	
	462753	54852	1613460	185130	
VEGETABLE JUICE N O P CANNED 400 U STATES	LB				146
	27600	2622	123168	14049	
	27600	2622	123168	14049	
VEGETABLES N O P IN CANS 100 U KINGDOM 231 HONG KONG 306 BELGIUM 327 FRANCE 335 GERMANY W 344 ITALY 347 JAPAN 354 NETHRLNDS 381 ALASKA 400 U STATES	LB				147
			1840	311	
	6847	1432	59677	11341	
			17501	3715	
	1007	291	8505	1755	
	5725	679	70383	7969	
	5000	910	9883	1772	
	3784	1019	12965	3349	
	8337	910	87385	9982	
	415	83	415	83	
	555597	46575	3000771	270346	
	586712	51899	3269325	310623	
PIMENTOS IN CANS 372 SPAIN 400 U STATES	LB				148
			93338	11872	
	71450	14436	170821	36406	
	71450	14436	264159	48278	
BEANS GREEN OR WAX CANNED 306 BELGIUM 327 FRANCE 354 NETHRLNDS 400 U STATES	LB				149
			9120	1772	
			1356	320	
	1349	201	25129	3763	
	2215	224	609985	51464	
	3564	423	645590	57319	
BEANS BAKED CANNED 347 JAPAN 400 U STATES	LB				150
			225	61	
	388348	34612	2116936	180119	
	388348	34612	2117161	180180	
PICKLES PACKAGED RETAIL SALE 100 U KINGDOM 231 HONG KONG 234 AUSTRALIA 306 BELGIUM 317 CZECHO S 327 FRANCE 335 GERMANY W 344 ITALY 347 JAPAN 354 NETHRLNDS 400 U STATES	GAL				151
	6519	13031	18259	45060	
	325	445	2281	3236	
			72	34	
			36	143	
			105	136	
			298	1361	
	180	646	2334	3429	
	44	243	59	439	
	453	1116	1004	2476	
			27	92	
	58667	72495	327912	430219	
	66188	87976	352387	486925	
PICKLES N O P 100 U KINGDOM 227 BAHAMAS 231 HONG KONG 335 GERMANY W 336 GREECE 344 ITALY 347 JAPAN 354 NETHRLNDS 372 SPAIN 388 YUGO SLAV 400 U STATES	GAL				152
	155	833	1552	4879	
			6895	5712	
	353	483	5354	7204	
			874	1362	
			6680	5590	
	2482	4179	55996	52705	
			3193	4687	
	16699	20544	137482	154262	
	13692	12070	99289	81690	
			3300	2180	
	106947	63763	555722	306218	
	140328	101872	876337	626489	
SAUCES N O P 100 U KINGDOM 215 INDIA 224 JAMAICA 231 HONG KONG 318 DENMARK 327 FRANCE 335 GERMANY W 347 JAPAN	GAL				153
	821	2553	4293	11406	
			213	498	
			22	94	
	2173	4740	9713	20038	
			84	399	
	55	370	81	478	
	9	98	91	490	
	204	299	1207	1615	

IMPORTS INTO CANADA FOR CONSUMPTION

Articles and Countries from which Imported	MONTH OF JUNE 1957		SIX MONTHS ENDED JUNE 1957		Class Number
	Quantities	Values (\$)	Quantities	Values (\$)	
354 NETHRLNDS	16	55	1189	8115	
400 U STATES	34649	86356	202501	476772	
SAUCES SOY			219394	519905	155
	GAL				
231 HONG KONG	7254	4638	41549	27901	
347 JAPAN	3209	2480	7781	7827	
400 U STATES	4337	3604	20258	21149	156
	14800	10722	69588	56877	
KETCHUP					156
	GAL				
400 U STATES	45949	50367	213175	258205	161
	45949	50367	213175	258205	
BARLEY BUCKWHEAT AND RYE					161
	BUSH				
400 U STATES			1080	2785	162
			1080	2785	
BEANS SOYA					162
	BUSH				
231 HONG KONG			72	550	163
400 U STATES	1011618	2347843	3083825	7219782	
BEANS N O P					163
	1011618	2347843	3083897	7220332	
	LB				163
100 U KINGDOM			185767	14429	
203 B E AFR			863777	60423	167
205 RHOD NYAS			18450	1143	
231 HONG KONG	68450	6954	403150	39577	167
304 ARGENTINA			7714	442	
312 CHILE	123458	9795	315447	21204	168
327 FRANCE			4056	1135	
344 ITALY			66027	7614	169
347 JAPAN	1000	197	3000	634	
354 NETHRLNDS			19393	3134	169
363 PERU			130170	20571	
371 THAILAND			25298	2657	167
400 U STATES	261460	30221	2101813	244297	
INDIAN CORN			4144062	417260	167
	BUSH				
400 U STATES	485647	644757	4758087	6581626	168
	485647	644757	4758087	6581626	
OATS					168
	BUSH				
400 U STATES	76	137	5463	6966	169
	76	137	5463	6966	
PEAS SPLIT					169
	LB				
100 U KINGDOM			15680	1426	170
234 AUSTRALIA			16800	998	
328 FR AFRICA	11023	1162	11023	1162	170
354 NETHRLNDS			2110	301	
400 U STATES	5520	600	181456	15867	170
	16543	1762	227069	19754	
PEAS N O P					170
	LB				
100 U KINGDOM			40000	4470	171
215 INDIA			6724	1101	
231 HONG KONG			400	59	171
236 NEW ZEAL			13506	982	
352 MEXICO			55000	7064	172
354 NETHRLNDS			5080	793	
366 PORTUGAL	10803	1081	10803	1081	172
400 U STATES	34520	3127	557480	57351	
RICE UNCLEANNED UNHULLED PADDY			688993	72901	171
	45323	4208			
304 ARGENTINA			32702	146525	171
352 MEXICO			40938	199307	
400 U STATES			70535	381542	172
			144175	727374	
RICE CLEANED					172
	CWT				
100 U KINGDOM			4402	29823	174
220 BERMUDA	35	572	35	572	
231 HONG KONG	10	63	180	1617	180
304 ARGENTINA			46329	165521	
344 ITALY	420	4087	5135	46147	181
352 MEXICO	22048	75840	55118	187440	
354 NETHRLNDS	100	815	149	1311	182
371 THAILAND	149	987	149	987	
386 URUGUAY			2205	7488	182
400 U STATES	22742	196668	134969	1152644	
WHEAT			248671	1593550	174
	BUSH				
400 U STATES	500	1320	132312	590332	180
	500	1320	132312	590332	
ALFALFA OR GRASS MEAL DEHYD					180
	CWT				
400 U STATES	18133	37780	59839	159615	181
	18133	37780	59839	159615	
BARLEY POT PEARL ROAST GROUND					181
	LB				
100 U KINGDOM	920	172	920	172	182
400 U STATES			3720	501	
BRAN AND MILL FEEO			4640	673	182
	CWT				
100 U KINGDOM			28	117	183
400 U STATES	155	593	36286	62494	
BUCKWHEAT MEAL OR FLOUR			36314	62611	183
	CWT				
CORN MEAL					184
	BRL				
400 U STATES	871	5578	4687	30915	185
	871	5578	4687	30915	
HOMINY CRACKED OR DRIED CORN					185
	CWT				
400 U STATES	9014	29922	72743	251127	185
	9014	29922	72743	251127	

IMPORTS INTO CANADA FOR CONSUMPTION

Articles and Countries from which Imported	MONTH OF JUNE 1957		SIX MONTHS ENDED JUNE 1957		Class Number
	Quantities	Values (\$)	Quantities	Values (\$)	
MALT FLOUR					
400 U STATES	LB 4000	298	50650	4091	187
	4000	298	50650	4091	
OATMEAL AND ROLLED OATS					
100 U KINGDOM	LB		3280	396	188
400 U STATES	4001	445	4001	445	
	4001	445	7281	841	
RICE STARCH FLOUR MEAL FEED					
231 HONG KONG	LB 7800	1046	33240	5036	189
327 FRANCE			551	82	
347 JAPAN	494	116	1038	234	
400 U STATES	169280	15912	517800	50753	
	177574	17074	552629	56105	
RYE FLOUR					
400 U STATES	BRL 255	1530	1357	8924	191
	255	1530	1357	8924	
SAGO AND CASSAVA FLOUR EDIBLE					
218 MALAYA	LB 4480	213	8960	446	192
309 BRAZIL			165040	11911	
371 THAILAND	10033	414	10033	414	
400 U STATES	14513	627	56260	5992	
			240293	18763	
SEMOLINA					
	CWT				193
WHEAT FLOUR					
100 U KINGDOM	CWT		11	53	194
400 U STATES	10	72	1530	9117	
	10	72	1541	9170	
BISCUITS AND BREAD DIETARY					
100 U KINGDOM		878		16992	201
327 FRANCE		1933		4346	
335 GERMANY W				1136	
400 U STATES		1543		13662	
		4354		36136	
BISCUITS NOT SWEETENED N O P					
100 U KINGDOM	LB 56237	16780	277705	90370	203
231 HONG KONG	432	267	1165	641	
306 BELGIUM			377	194	
318 DENMARK	3762	711	14954	3125	
326 FINLAND			4961	1028	
327 FRANCE			480	1165	
335 GERMANY W	6966	989	14826	2943	
347 JAPAN	240	88	12971	4662	
354 NETHRLNDS	18792	3989	47288	10868	
359 NORWAY	200	98	25490	3770	
375 SWEDEN	104230	18768	314234	56550	
400 U STATES	93084	30715	804998	255718	
	283943	72405	1519449	431034	
BISCUITS SWEETENED N O P					
100 U KINGDOM	LB 341468	118684	2738812	1023516	204
231 HONG KONG	105	77	3271	1865	
305 AUSTRIA	2263	898	5353	1686	
306 BELGIUM	798	267	83990	28172	
318 DENMARK	5521	1149	30035	6944	
327 FRANCE	2870	942	12077	5265	
335 GERMANY W	5591	1689	21884	7450	
344 ITALY			5155	1205	
347 JAPAN	745	263	3730	1407	
354 NETHRLNDS	29673	6157	94568	23075	
376 SWITZRLND			2620	1502	
400 U STATES	185487	43478	971187	245647	
	574521	173604	3972682	1347734	
BREAD PASSOVER MATZO PRODUCTS					
400 U STATES				264341	205
				264341	
CEREAL FOODS 25 POUNDS OR LESS					
100 U KINGDOM	LB 28850	2611	30754	3122	206
231 HONG KONG	1315	352	5155	1618	
335 GERMANY W	8566	1412	29181	4968	
347 JAPAN	240	65	1215	449	
354 NETHRLNDS	3037	305	39516	4118	
400 U STATES	271091	55251	1309020	266240	
	313099	59996	1414841	280515	
CEREAL FOODS PREPARED N O P					
100 U KINGDOM		878		11546	207
236 NEW ZEAL		424		892	
304 ARGENTINA		335		335	
335 GERMANY W		490		2723	
347 JAPAN		91		643	
400 U STATES		52874		448050	
		55092		464189	
MACARONI AND VERMICELLI					
231 HONG KONG	LB 3080	614	23620	5024	208
327 FRANCE			926	193	
347 JAPAN	600	68	3463	393	
354 NETHRLNDS			17491	1946	
400 U STATES	110167	16713	953725	150794	
	113847	17395	999225	158350	
MILK FOODS N O P					
100 U KINGDOM	CWT 10	533	39	1558	209
318 DENMARK			4	196	
335 GERMANY W	7	479	42	2012	
359 NORWAY	17	704	201	6068	
400 U STATES	315	21334	2460	126040	
	349	23050	2746	135874	

IMPORTS INTO CANADA FOR CONSUMPTION

17

Articles and Countries from which Imported	MONTH OF JUNE 1957		SIX MONTHS ENDED JUNE 1957		Class Number
	Quantities	Values (\$)	Quantities	Values (\$)	
ARROWROOT 228 LEEW WIND 231 HONG KONG 400 U STATES	LB 7500 4800 12300	960 1080 2040	222500 400 4800 227700	228666 54 1080 24000	221
MALT WHOLE CRUSHED OR GROUND 400 U STATES	LB 42000		42000	2058	224
SAGO AND TAPIOCA 218 MALAYA 309 BRAZIL 355 INDONESIA 400 U STATES	LB 500 38433 111360 150293	57 2908 18159 21124	119223 10100 163750 760233	7393 1260 14435 99329	225
ALL OTHER BREADSTUFFS N O P 231 HONG KONG 400 U STATES		3360 3360		1597 13640 15237	226
COCOANUT OIL N O P EDIBLE 100 U KINGDOM 354 NETHRLNDS 389 IRELAND 400 U STATES	CWT 525 97 622	7788 1652 9440	4518 166 41 438 5163	68109 2197 611 7512 78429	231
COTTON SEED OIL N O P EDIBLE 400 U STATES	CWT 3059 3059	48064 48064	9428 9428	152302 152302	233
OLIVE OIL N O P EDIBLE 327 FRANCE 328 FR AFRICA 336 GREECE 344 ITALY 372 SPAIN 391 LEBANON 400 U STATES	CWT 438 353 884 140 21 1836	15476 10913 30481 5720 756 63346	787 2172 1405 4244 320 4 9813	27610 68670 45831 151441 11761 117 35840 341270	234
PEANUT OIL N O P EDIBLE 231 HONG KONG 400 U STATES	CWT 103 374 477	2893 7402 10295	500 1221 1721	12944 31024 43968	235
SOYA BEAN OIL N O P EDIBLE 400 U STATES	CWT 15677 15677	213568 213568	89411 89411	1246388 1246388	236
CHOCOLATES IN RETAIL PACKAGES 100 U KINGDOM 305 AUSTRIA 306 BELGIUM 317 CZECHO S 327 FRANCE 335 GERMANY W 344 ITALY 354 NETHRLNDS 375 SWEDEN 376 SWITZRLND 389 IRELAND 400 U STATES	LB 139580 9000 315 120 4520 301 1982 1170 9022 166010	64093 3186 157 343 1840 174 1272 455 3587 75107	706295 5764 1387 12600 14035 14894 9217 25071 1321 39943 1170 91977 923674	358091 4924 673 4998 5705 7261 5324 11880 818 22692 455 38432 461253	239
CONFECTIONERY CHOCOLATE N O P 100 U KINGDOM 305 AUSTRIA 306 BELGIUM 317 CZECHO S 318 DENMARK 327 FRANCE 335 GERMANY W 344 ITALY 354 NETHRLNDS 359 NORWAY 360 ISRAEL 375 SWEDEN 376 SWITZRLND 400 U STATES	LB 113943 170 1587 9672 10912 135 4841 5862 94753 241875	38873 98 510 2953 3842 93 1571 1950 25549 75439	1426896 3267 45966 60275 3725 100062 264550 8173 157633 749 36876 24322 31853 659038 2823385	527761 1727 16488 17163 1446 29513 105208 3002 63991 311 14019 8050 15627 215210 1019516	240
OTHER CONFECTIONS SWEETENED 100 U KINGDOM 231 HONG KONG 305 AUSTRIA 306 BELGIUM 318 DENMARK 327 FRANCE 335 GERMANY W 344 ITALY 354 NETHRLNDS 383 HAWAII 400 U STATES	LB 41066 310 1433 3600 384 1496 14175 5862 197654 260118	8806 103 223 1426 76 1185 1978 1950 53640 67437	221658 5537 934 5131 12320 10302 15433 2823 69539 3893 945076 1292646	57714 1788 360 909 5123 2783 5846 1319 9177 524 264152 349695	242
FRUITS PEELS CANDIED 231 HONG KONG 234 AUSTRALIA 327 FRANCE 344 ITALY 354 NETHRLNDS 400 U STATES	LB 4616 2000 15730 33071 11580 60381	8806 103 3715 6808 5111 15634	4616 2000 58275 66130 887 113711 245619	622 312 14657 13457 375 39928 69351	243
GINGER PRESERVED 100 U KINGDOM	LB 240	166	990	630	244

IMPORTS INTO CANADA FOR CONSUMPTION

Articles and Countries from which Imported	MONTH OF JUNE 1957		SIX MONTHS ENDED JUNE 1957		Class Number
	Quantities	Values (\$)	Quantities	Values (\$)	
231 HONG KONG	15619	3621	113219	22858	246
347 JAPAN			750	181	
400 U STATES	360	108	600	180	
	16219	3895	115559	23849	
SUGAR CANDY CONFECTIONERY NOP	LB				
100 U KINGDOM	789897	179132	5165904	1060442	
207 U S AFR			8830	3634	
223 BARBADOS			5484	825	
224 JAMAICA			2700	340	
231 HONG KONG	5447	1507	26735	7092	
234 AUSTRALIA			596	114	
305 AUSTRIA	10076	3473	29602	9213	
306 BELGIUM	1815	1095	6895	2485	
316 CUBA			134596	15767	
318 DENMARK	8249	2059	129724	30235	
326 FINLAND			2646	989	
327 FRANCE	419	201	15397	6036	
335 GERMANY W	17758	5932	67852	22101	
336 GREECE			788	197	
344 ITALY	10015	3185	44318	19267	
347 JAPAN	550	198	3705	1231	
354 NETHRLNDS	74853	15017	299968	68029	
360 ISRAEL			24618	5035	
375 SWEDEN	59188	9989	183103	30638	
376 SWITZRLND			3006	1041	
384 P RICO			6440	1640	
389 IRELAND			5376	1570	
400 U STATES	268966	65469	1078503	280970	
	1247233	287257	7246786	1568891	
BUBBLE GUM	LB				
100 U KINGDOM	9126	3306	20326	6583	247
318 DENMARK	5860	2044	55729	19538	
354 NETHRLNDS	163	85	2381	900	
389 IRELAND	3232	1257	3232	1257	
400 U STATES	165126	40854	521384	139591	
	183507	47546	603052	167869	
CHEWING GUM N O P	LB				
100 U KINGDOM			10173	3552	249
318 DENMARK			2208	428	
354 NETHRLNDS			1903	447	
400 U STATES	29307	7083	200389	49329	
	29307	7083	214673	53756	
GLUCOSE AND SYRUP CORN SYRUP	CWT				
100 U KINGDOM			579	3562	251
354 NETHRLNDS			98	970	
400 U STATES	11138	88806	69391	558479	
	11138	88806	70068	563011	
MOLASSES OF CANE NOP	GAL				
223 BARBADOS			7165	1892	252
224 JAMAICA			8750	1245	
225 TRINIDAD			2087360	483472	
228 LEEW WIND	25889	1207	34856	4072	
316 CUBA	198954	67260	867401	228970	
400 U STATES	505241	212635	1167787	373072	
	730084	281102	4173319	1092723	
LIQUID OR INVERT SUGAR	CWT				
100 U KINGDOM	56	530	255	2053	254
354 NETHRLNDS			22	201	
400 U STATES	158	1481	434	3917	
	214	2011	711	6171	
MOLASSES FOR HUMAN CONSUMPTION	GAL				
100 U KINGDOM	287	335	852	765	255
223 BARBADOS	217481	121367	971368	552235	
228 LEEW WIND			57792	4392	
316 CUBA			692661	276469	
400 U STATES	1547	2578	61168	43800	
	219315	124280	1783841	877661	
SYRUPS OF CANE OR BEET NOP	GAL				
100 U KINGDOM	4215	5738	14343	18801	256
354 NETHRLNDS			142	243	
400 U STATES	147	381	696	1677	
	4362	6119	15181	20721	
SUGAR RAW IMPORTED BY REFINERS	CWT				
204 MAURITIUS			393954	2164538	262
221 B GUIANA	341632	2157029	972444	5570732	
223 BARBADOS	44800	322166	336000	2099263	
224 JAMAICA	495668	3192342	1227010	7443241	
225 TRINIDAD	107728	757932	364268	2396861	
228 LEEW WIND	67200	425856	260960	1733171	
234 AUSTRALIA			437560	1332649	
235 FIJI			315371	1713044	
316 CUBA	281256	1751287	685620	3697515	
	1338284	8606612	4993187	28151014	
SUGAR RAW N O P	CWT				
221 B GUIANA	6287	40011	22922	118948	263
224 JAMAICA	22	124	22	124	
316 CUBA	29121	187251	78364	451176	
	35430	227386	101308	570248	
SUGAR REFINED	CWT				
100 U KINGDOM			47	304	264
354 NETHRLNDS			11	165	
400 U STATES			739	7202	
			797	7671	
SUGAR AND SYRUP MAPLE	LB				
400 U STATES	300	66	460	136	265
	300	66	460	136	

IMPORTS INTO CANADA FOR CONSUMPTION

Articles and Countries from which Imported	MONTH OF JUNE 1957		SIX MONTHS ENDED JUNE 1957		Class Number
	Quantities	Values (\$)	Quantities	Values (\$)	
COCOA BEANS NOT ROASTED	CWT				271
100 U KINGDOM	1494	40919	2940	76669	
210 G COAST			53796	1260803	
211 NIGERIA			44593	977130	
217 CEYLON			2464	51307	
224 JAMAICA			3063	64546	
225 TRINIDAD			3800	90274	
228 LEEW WIND			1488	33683	
309 BRAZIL			5395	122982	
320 DOM REP			452	9747	
321 ECUADOR	225	8366	2614	72458	
354 NETHRLNDS	1111	24937	1111	24937	
387 VENEZUELA	324	9429	3996	98336	
400 U STATES	549	15996	44180	1044042	
	3703	99647	169892	3926914	
COCOA BUTTER	LB				273
100 U KINGDOM	67620	41457	633376	366967	
224 JAMAICA	125337	55805	536095	249355	
225 TRINIDAD			1680	939	
309 BRAZIL	275575	149520	451500	277035	
327 FRANCE			55115	30315	
328 FR AFRICA			66138	38388	
344 ITALY	98352	49861	506222	249779	
354 NETHRLNDS	122315	62839	448055	226718	
400 U STATES	232119	151371	1303050	785545	
	921318	510853	4001231	2225041	
COCOA PASTE NOT SWEETENED	LB				274
100 U KINGDOM	33600	6773	237204	55735	
309 BRAZIL			511672	63652	
335 GERMANY W	22046	2775	27558	3820	
354 NETHRLNDS	60769	9694	535623	98772	
372 SPAIN	1848	210	24338	2667	
400 U STATES			11900	4091	
	118263	19452	1348295	228737	
COCOA PASTE SWEETENED	LB				275
100 U KINGDOM			21704	7782	
354 NETHRLNDS			1740	541	
400 U STATES	11575	3880	86555	27720	
	11575	3880	109999	36043	
COCOA OR CHOCOLATE POWOER	LB				276
100 U KINGDOM	50960	19711	839216	322107	
327 FRANCE			322683	42393	
335 GERMANY W			47398	6673	
344 ITALY			200	157	
354 NETHRLNDS	106328	23827	646529	135550	
400 U STATES	84716	23366	652828	212730	
	242004	66904	2508854	719610	
COCOA AND CHOCOLATE PREPS NOP	LB				277
100 U KINGDOM	432947	101597	659533	168619	
306 BELGIUM			1951	1202	
309 BRAZIL	33000	1902	33000	1902	
317 CZECHO S			1800	725	
327 FRANCE			7837	3713	
335 GERMANY W	20269	3281	56561	8304	
354 NETHRLNDS	7192	1410	65241	15655	
389 IRELAND			44706	13074	
400 U STATES	87165	18601	449508	99141	
	580573	126791	1320137	312335	
CHICORY	LB				282
306 BELGIUM	1852	212	46525	3248	
327 FRANCE			16125	970	
354 NETHRLNDS	13038	970	51938	3907	
400 U STATES	5864	2218	44517	16257	
	20754	3400	159105	24382	
COFFEE GREEN	LB				283
100 U KINGDOM	2640	952	16476	5619	
202 ADEN	39654	22086	65899	37001	
203 B E AFR	813073	345769	5117156	2423476	
224 JAMAICA			31600	16210	
225 TRINIDAD	55080	17968	261355	87146	
307 BEL CONGO			152880	76044	
309 BRAZIL	3578491	1854304	23317481	12487183	
314 COLOMBIA	2406512	1528059	13695146	8985992	
315 C RICA	90613	64597	697595	461045	
316 CUBA	38058	21262	112842	64652	
320 DOM REP	36986	22273	565662	337870	
321 ECUADOR			253237	139960	
323 EL SALVD	322059	180361	945774	526634	
325 ETHIOPIA	32608	14948	50313	25826	
328 FR AFRICA			54915	16475	
337 GUATEMALA	144134	75380	2639139	1544285	
338 HAITI			122026	57157	
339 HONDURAS	7382	3366	32247	16792	
352 MEXICO	1107044	614790	3640820	2064021	
358 NICARAGUA	39626	21947	302697	173762	
363 PERU			7522	4257	
383 HAWAII			47500	30708	
387 VENEZUELA	97946	60139	208621	129767	
400 U STATES	138627	63045	2261320	1029412	
	8950533	4911246	54600223	30741294	
COFFEE ROASTED AND SUBSTITUTES	LB				286
100 U KINGDOM			820	466	
224 JAMAICA	22500	10758	210026	98950	
335 GERMANY W	172	142	399	355	
344 ITALY			1323	1440	
381 ALASKA	128	137	128	137	

IMPORTS INTO CANADA FOR CONSUMPTION

Articles and Countries from which Imported	MONTH OF JUNE 1957		SIX MONTHS ENDED JUNE 1957		Class Number
	Quantities	Values (\$)	Quantities	Values (\$)	
383 HAWAII			240	247	
400 U STATES	110580	81574	936805	719136	
COFFEE EXTRACT OF N O P	133380	92611	1149741	820731	287
100 U KINGDOM	LB 12930	4650	70658	24210	
335 GERMANY W			4191	1510	
354 NETHRLNOS	300	1056	780	2746	
376 SWITZRLND	661	1369	1082	3622	
400 U STATES	337025	655558	2339626	5295690	
CLOVES UNGROUND	350916	662633	2416337	5327778	291
203 B E AFR	LB 3640	1331	57400	20998	
217 CEYLON			3360	416	
333 MAOAGASCR			24194	9743	
400 U STATES	3640	1331	86349	32125	
GINGER UNGROUND	LB				292
100 U KINGDOM			17142	7271	
212 S LEONE			17993	4413	
215 INDIA	35840	4923	189599	29656	
224 JAMAICA	11704	2532	174426	76175	
231 HONG KONG			20110	1828	
316 CUBA			2360	165	
383 HAWAII			7010	1245	
384 P RICO			2000	262	
400 U STATES	175	56	2207	790	
MUSTARD GROUND	47719	7511	432847	121805	293
100 U KINGDOM	LB 48320	21800	164388	76016	
400 U STATES	26800	8152	85847	25092	
NUTMEGS AND MACE UNGROUND	75120	29952	250235	101108	294
100 U KINGDOM	LB		33739	63718	
215 INDIA			2240	510	
217 CEYLON	33600	21786	33600	21786	
228 LEEW WIND			39596	87001	
354 NETHRLNDS			4275	9776	
355 INOONESIA	2240	4950	2240	4950	
400 U STATES			29995	17887	
NUTMEGS AND MACE GROUND	35840	26736	145685	205628	295
400 U STATES	LB 613	1954	2943	8043	
PEPPER UNGROUND	613	1954	2943	8043	296
100 U KINGDOM	LB		25703	5275	
203 B E AFR			4599	1286	
211 NIGERIA			4480	896	
215 INDIA	283720	47103	1140820	212128	
218 MALAYA	67550	16390	294910	75374	
219 BEI OTHER	8064	2346	27104	7815	
347 JAPAN	10000	1940	50400	10673	
388 YUGO SLAV			11000	4435	
400 U STATES	4168	1174	36770	11756	
SPICES N O P UNGROUND	373502	68953	1595786	329638	297
217 CEYLON	LB 2200	2881	7165	8725	
224 JAMAICA	14860	7773	67640	40350	
231 HONG KONG	79378	10301	186206	21349	
329 INDOCHINA	2240	295	2240	295	
352 MEXICO	2200	581	19790	5590	
354 NETHRLNOS	1151	267	35507	5903	
355 INDONESIA	28419	3916	37237	4833	
400 U STATES	10691	2194	52468	11414	
GINGER AND SPICES N O P GROUND	141139	28208	408253	98459	298
100 U KINGDOM	LB 252	221	5217	4120	
215 INDIA	120	72	7498	1589	
231 HONG KONG			448	166	
312 CHILE	176	240	176	240	
335 GERMANY W	96	157	546	513	
354 NETHRLNDS	1103	598	1594	1025	
372 SPAIN	100650	46985	392700	163950	
388 YUGO SLAV			6723	2040	
400 U STATES	22833	12190	131987	83842	
TONQUIN BEANS CRUOE	125230	60463	546889	257485	299
309 BRAZIL	LB		1102	1207	
VANILLA BEANS CRUDE			1102	1207	300
327 FRANCE	LB		181	1113	
335 GERMANY W	11	85	11	85	
352 MEXICO			4793	32844	
400 U STATES	2593	18988	26080	178654	
SEEDS AROMATIC CRUOE UNGROUND	2604	19073	31065	212696	301
215 INDIA	LB 9800	2391	15408	5677	
231 HONG KONG	1120	144	1120	144	
335 GERMANY W	4000	417	4920	998	
337 GUATEMALA			441	1186	
353 MOROCCO	46320	2665	149736	9132	
354 NETHRLNDS	6028	858	63209	8138	
372 SPAIN	2750	581	5500	1096	
400 U STATES	6955	994	34867	4439	
TEA BLACK	76973	8050	275201	30810	319
100 U KINGDOM	LB 203113	116061	994124	635632	

IMPORTS INTO CANADA FOR CONSUMPTION

Articles and Countries from which Imported	MONTH OF JUNE 1957		SIX MONTHS ENDED JUNE 1957		Class Number
	Quantities	Values (\$)	Quantities	Values (\$)	
203 B E AFR	219255	106768	949671	510178	
215 INDIA	1597504	689873	11814594	6292702	
216 PAKISTAN	9000	3953	164061	74299	
217 CEYLON	1640320	768281	11207505	6339793	
218 MALAYA			45980	21379	
231 HONG KONG	20296	8537	81802	35872	
313 CHINA	6000	1499	15994	4973	
347 JAPAN	9632	2162	145449	28359	
354 NETHRLNDS	9860	4494	57541	31171	
355 INDONESIA	1905	616	182869	92128	
393 TAIWAN	375	311	84721	22665	
400 U STATES	12606	5932	221781	133078	
	3729866	1708487	25966092	14222229	
TEA GREEN	LB				320
100 U KINGDOM			728	840	
231 HONG KONG	1251	760	17533	8825	
347 JAPAN	2293	820	147742	48401	
354 NETHRLNDS			400	307	
400 U STATES			1953	754	
	3544	1580	168356	59127	
VINEGAR	GAL				341
100 U KINGDOM			19	79	
231 HONG KONG			83	67	
327 FRANCE	267	508	1258	2338	
344 ITALY	1170	680	1842	2165	
347 JAPAN			57	58	
366 PORTUGAL	1068	215	1068	215	
400 U STATES	220	241	11538	8363	
	2725	1644	15865	13285	
YEAST IN CAKES AND PACKAGES	LB				352
100 U KINGDOM	3250	249	37000	2836	
344 ITALY			1206	520	
400 U STATES	1578	927	11083	6664	
	4828	1176	49289	10020	
YEAST IN BULK	LB				353
400 U STATES	665	461	14035	4510	
	665	461	14035	4510	
HOPS	LB				362
335 GERMANY W			2016	2243	
388 YUGO SLAV			16613	18436	
400 U STATES	82534	70535	352694	241584	
	82534	70535	371323	262263	
LIQUORICE UNSWEETENED	LB				364
100 U KINGDOM			216	58	
400 U STATES	43150	8597	317726	67019	
	43150	8597	317942	67077	
MALT SYRUP AND EXTRACTS	LB				365
100 U KINGDOM	25050	5990	211404	33133	
400 U STATES	149703	25988	623525	118535	
	174753	31978	834929	151668	
ESSENCES EXTRACTS N O P	GAL				367
100 U KINGDOM	120	1162	647	6022	
335 GERMANY W			13	687	
400 U STATES	18	288	603	31923	
	138	1450	1263	38632	
FOODSTUFFS TAR 18A 19 140A 206					369
400 U STATES		1244		7455	
		1244		7455	
POTATOES FRENCH FRIED FROZEN	LB				380
400 U STATES	201918	31999	747272	121940	
	201918	31999	747272	121940	
POTATO CHIPS NOT FROZEN	LB				381
400 U STATES	282237	109051	1760225	640785	
	282237	109051	1760225	640785	
VEGETABLE FOOD PRODUCTS N O P					390
100 U KINGDOM		18010		66182	
231 HONG KONG		4319		21356	
306 BELGIUM				5053	
318 DENMARK				445	
327 FRANCE				249	
335 GERMANY W				1926	
347 JAPAN		340		2107	
354 NETHRLNDS		520		9651	
376 SWITZRLND				1567	
400 U STATES		93934		639482	
		117123		748018	

IMPORTS INTO CANADA FOR CONSUMPTION

Articles and Countries from which Imported	MONTH OF JUNE 1957		SIX MONTHS ENDED JUNE 1957		Class Number
	Quantities	Values (\$)	Quantities	Values (\$)	
GROUP 1					
AGRICULTURAL PRODUCTS					
B OTHER THAN FOOD					
ALE BEER PORTER AND STOUT	GAL				
100 U KINGDOM	14280	19080	113703	145322	1501
318 DENMARK			4200	4154	
335 GERMANY W	400	500	6011	7374	
347 JAPAN	95	298	831	2441	
354 NETHRLNDS			2090	1696	
400 U STATES	4720	4846	17559	17403	
	19495	24724	144394	178398	
BRANDY	P GAL				
100 U KINGDOM	47	319	483	3009	1511
207 UN SO AFR	8553	24372	41203	115409	
208 BSA OTHER			47	321	
232 MALTA	530	2546	1335	6345	
234 AUSTRALIA	11377	33588	31633	98175	
318 DENMARK			9	160	
327 FRANCE	14708	116704	72891	647057	
335 GERMANY W	148	1921	214	2748	
336 GREECE	139	1643	679	6235	
344 ITALY			336	2578	
354 NETHRLNDS	140	1097	140	1097	
360 ISRAEL			216	3440	
366 PORTUGAL	742	3438	8146	33900	
372 SPAIN	140	785	1397	8424	
388 YUGO SLAV	74	416	494	2846	
400 U STATES			9761	33227	
	36598	186829	168984	964971	
CORDIALS AND LIQUEURS N O P	P GAL				
100 U KINGDOM	1146	12976	6358	84024	1512
225 TRINIDAD	52	815	631	12906	
231 HONG KONG			84	933	
234 AUSTRALIA			130	1361	
313 CHINA			36	882	
318 DENMARK	264	4559	1959	29633	
327 FRANCE	3055	33376	15830	177623	
340 HUNGARY			120	751	
344 ITALY	31	386	438	4371	
352 MEXICO	22	482	66	1446	
354 NETHRLNDS	1196	13406	7471	78043	
359 NORWAY	28	132	382	1899	
375 SWEDEN	70	235	189	876	
384 P RICO	121	612	873	4483	
388 YUGO SLAV			137	793	
	5985	66979	34704	400024	
GIN	P GAL				
100 U KINGDOM	13342	62249	49156	244859	1513
354 NETHRLNDS	278	975	5056	15714	
	13620	63224	54212	260573	
RUM	P GAL				
100 U KINGDOM	14618	70276	155874	581583	1514
221 B GUIANA	3104	4131	123693	160879	
223 BARBADOS	4760	12005	38670	125175	
224 JAMAICA	8420	29241	65182	169672	
225 TRINIDAD	4423	17229	33755	149521	
316 CUBA	1005	7695	3741	39306	
327 FRANCE	69	515	249	1840	
338 HAITI	126	917	563	4125	
384 P RICO	3080	23067	23763	173655	
400 U STATES			11	93	
	39605	165076	445501	1405849	
WHISKY	P GAL				
100 U KINGDOM	61634	493358	379974	2918167	1515
354 NETHRLNDS			4116	16464	
400 U STATES	132543	259966	566889	1046345	
	194177	753324	950979	3980976	
ABSINTHE ALCOHOLIC LIQUORS NOP	P GAL				
100 U KINGDOM			7	72	1516
354 NETHRLNDS			105	488	
			112	560	
WINES NON SPARKLING	GAL				
100 U KINGDOM	4661	27828	35475	177168	1530
207 UN SO AFR	28834	44184	81708	132395	
232 MALTA	2976	4397	7873	11593	
234 AUSTRALIA	28452	67878	113054	246981	
318 DENMARK	74	284	74	284	
327 FRANCE	30760	112068	151082	552932	
328 FR AFRICA	3431	4641	15411	20999	
335 GERMANY W	2662	14039	13301	70671	
336 GREECE	440	1260	6880	8606	
340 HUNGARY			34	237	
344 ITALY	12497	37102	85561	263154	
347 JAPAN	80	233	80	233	
354 NETHRLNDS	300	1620	1436	7432	
360 ISRAEL			2443	9531	
366 PORTUGAL	10795	17837	81607	133987	
367 AZORES			717	2243	

IMPORTS INTO CANADA FOR CONSUMPTION

Articles and Countries from which Imported	MONTH OF JUNE 1957		SIX MONTHS ENDED JUNE 1957		Class Number
	Quantities	Values (\$)	Quantities	Values (\$)	
372 SPAIN	4593	15172	32615	98315	
376 SWITZRLND	90	382	920	3538	
389 IRELAND			3996	20255	
400 U STATES	8707	16600	45678	120753	
WINES SPARKLING	139352	365525	679945	1881307	1560
100 U KINGDOM	50	603	50	603	
234 AUSTRALIA	42	244	218	1225	
306 BELGIUM	140	1842	474	6020	
327 FRANCE	3225	35109	14479	159021	
335 GERMANY W	249	1306	618	3066	
344 ITALY	392	1838	1714	8064	
354 NETHRLNDS	100	1216	160	1591	
366 PORTUGAL			5	60	
400 U STATES			8	60	
GUMS AMBER AND ARABIC	4198	42158	17726	179710	1571
100 U KINGDOM	28915	4006	34414	5102	
396 SUDAN	88433	12578	88433	12578	
400 U STATES	30378	7641	293911	76440	
GUMS AUSTL COPAL DAMAR ETC	147726	24225	416758	94120	1572
100 U KINGDOM			1000	10443	
218 MALAYA			1792	8773	
219 BEL OTHER			1120	3403	
234 AUSTRALIA			5	1920	
355 INDONESIA			224	1064	
400 U STATES	104	3026	1198	27635	
GUMS BARBERRY ELEMI GEDDA ETC	104	3026	5339	53238	1573
100 U KINGDOM			4	530	
342 IRAM			1	276	
347 JAPAN			6	334	
354 NETHRLNDS			22	744	
400 U STATES	113	12219	2544	122190	
BURGUNDY PITCH	113	12219	2577	124074	1575
400 U STATES	7258	1093	89116	8050	
CHICLE OR SAPPATO GUM CRUDE	7258	1093	89116	8050	1576
337 GUATEMALA			407584	357871	
352 MEXICO			1332	1272	
400 U STATES	72692	34211	389413	180827	
SHELLAC BLEACHED	72692	34211	798329	539970	1577
215 INDIA			6560	3335	
335 GERMANY W	1000	520	5000	2491	
400 U STATES	3300	1413	38750	19503	
DRAGONS BLOOD	4300	1933	50310	25329	1578
400 U STATES	30	79	157	397	
LAC CRUDE SEED STICK AND SHELL	30	79	157	397	1579
100 UKINGDOM	3000	1197	6377	2431	
215 INDIA	24600	5531	258338	74016	
371 THAILAND			838054	204502	
400 U STATES	85626	19425	420476	101231	
RESIN OR ROSIN	113226	26153	1523245	382180	1580
100 U KINGDOM			28	234	
400 U STATES	26123	168252	159735	1052062	
ROBIN SIZING	26123	168252	159763	1052296	1581
400 U STATES	10779	98606	79495	773996	
WAX SEALING	10779	98606	79495	773996	1582
100 U KINGDOM		220		473	
400 U STATES		1479		5298	
GUMS AND BLENOS N O P		1699		5771	1583
100 U KINGDOM	449	516	322497	118099	
218 MALAYA	11200	751	11200	751	
400 U STATES	248113	106802	1521088	611226	
TALL OIL AND TALL OIL PITCH	259762	108069	1854785	730076	1584
400 U STATES	8910	44632	43378	241317	
COTTON SEED CAKE AND MEAL	8910	44632	43378	241317	1591
400 U STATES	460	1642	2010	6704	
LINSEED OIL CAKE AND MEAL	460	1642	2010	6704	1592
400 U STATES	600	1733	38179	108325	
PALM NUT CAKE AND MEAL	600	1733	38179	108325	1593
SOYA BEAN OIL CAKE AND MEAL					1594
400 U STATES	257233	607058	1925515	4652019	
SOYA BEAN FLOUR	257233	607058	1925515	4652019	1595
335 GERMANY W			44	561	
400 U STATES	1225	7134	15355	99940	
PEANUT OIL CAKE AND MEAL	1225	7134	15399	100501	1596
CASTOR OIL NOT EDIBLE					1601
100 U KINGDOM	3	108	3	108	

IMPORTS INTO CANADA FOR CONSUMPTION

Articles and Countries from which Imported	MONTH OF JUNE 1957		SIX MONTHS ENDED JUNE 1957		Class Number
	Quantities	Values (\$)	Quantities	Values (\$)	
215 INDIA			111	2288	
309 BRAZIL			17764	326515	
400 U STATES	754	23019	2729	70007	
CHINAWOOD OIL NOT EDIBLE	CWT	757	23127	20607	398918
100 U KINGDOM	112	2480	112	2480	1602
231 HONG KONG	986	21138	5483	115995	
304 ARGENTINA	305	6433	6376	140330	
362 PARAGUAY			551	11367	
400 U STATES	11	373	1375	29875	
CDCOANUT OIL NOT EDIBLE	CWT	1414	30424	13897	300047
100 U KINGDOM			4620	53325	1603
217 CEYLON	13733	137855	52970	563891	
400 U STATES			1285	14872	
COTTON SEED OIL NOT EDIBLE	CWT	13733	137855	58875	632088
337 GUATEMALA			1097	12790	1605
400 U STATES	14922	180138	111529	1470630	
ESSENTIAL OIL N O P	14922	180138	112626	1483420	
100 U KINGDOM	LB	4551	11079	62707	72244
215 INDIA	1120	1440	1120	1440	1606
217 CEYLON			1600	1321	
224 JAMAICA			3641	16580	
228 LEEW WIND			140	712	
231 HONG KONG			9062	21506	
234 AUSTRALIA			342	780	
306 BELGIUM			300	576	
309 BRAZIL			900	2949	
312 CHILE			2	124	
313 CHINA			2200	3601	
327 FRANCE	2822	2929	6297	42379	
335 GERMANY W	1518	1531	18455	11285	
338 HAITI			198	1429	
344 ITALY			10	82	
352 MEXICO			225	916	
354 METHRLNDS			7727	10306	
372 SPAIN	5600	11634	9715	18330	
376 SWITZRLND	427	4320	7247	33076	
400 U STATES	64844	241709	552331	1775107	
EUCALYPTUS OIL	80882	274642	684219	2014743	1607
234 AUSTRALIA	LB		1600	1265	
400 U STATES			486	340	
FLAXSEED OR LINSEED OIL			2086	1605	
100 U KINGDOM	CWT	5	190	5	190
400 U STATES	76	1411	802	15121	1608
FOOTS OF COTTON SEED OR OLIVES	81	1601	807	15311	
400 U STATES	CWT	88	911	152	1663
OLIVE OIL FOR MANUFACTURING	88	911	152	1663	1609
PALM AND PALM KERNEL OIL	CWT				1610
100 U KINGDOM			7826	89968	1611
211 NIGERIA			6668	70273	
218 MALAYA	7024	72133	70058	770706	
307 BEL CONGO	8812	103661	55297	576040	
354 METHRLNDS	112	1379	1279	18987	
355 INDONESIA			21029	227509	
400 U STATES	1263	14977	7008	74103	
PEANUT OIL	17211	192150	169165	1827586	
100 U KINGDOM	CWT	1669	27453	1669	27453
400 U STATES	664	9683	23557	352760	1613
PEPPERMINT OIL	2333	37136	25226	380213	
100 U KINGDOM	LB	100	999	405	3660
347 JAPAN	600	2272	720	2745	1614
400 U STATES	3551	18268	36233	204161	
RESIN OIL	4251	21539	37358	210566	
400 U STATES	CWT	1007	7561	3160	20722
SESAME SEED OIL	1007	7561	3160	20722	1617
231 HONG KONG	CWT	10	340	42	1675
400 U STATES	54	1837	236	7911	1618
SOYA BEAN OIL FOR MANUFACTURE	64	2177	278	9586	
400 U STATES	CWT	5901	78907	29567	425418
VEGETABLE OIL N O P NOT EDIBLE	5901	78907	29567	425418	1619
100 U KINGDOM	CWT			2	97
231 HONG KONG				24	1984
313 CHINA				112	2255
400 U STATES	10060	138079	77742	1140791	1620
RAPE SEED OIL	10060	138079	77880	1145127	
CASHEW NUT SHELL OIL	CWT				1621
400 U STATES	CWT	44	987	390	6297
OITICICA OIL	44	987	390	6297	1622
309 BRAZIL	CWT				1623
			371	5581	

IMPORTS INTO CANADA FOR CONSUMPTION

Articles and Countries from which Imported	MONTH OF JUNE 1957		SIX MONTHS ENDED JUNE 1957		Class Number
	Quantities	Values (\$)	Quantities	Values (\$)	
400 U STATES			659	9237	
SUNFLOWER SEED OIL	CWT		1030	14818	1624
VEGETABLE OILS FOR TEXTILES	CWT				1625
100 U KINGDOM			340	7337	
376 SWITZRLND			30	5479	
400 U STATES	1940	33552	13290	266317	
LEMON OIL AND ORANGE OIL	1940	33552	13660	279133	
100 U KINGDOM	LB 71	71	2101	2428	1626
224 JAMAICA			10832	17274	
225 TRINIDAD	100	122	2221	1625	
304 ARGENTINA			127	743	
335 GERMANY W	22	228	147	688	
344 ITALY	1224	6190	6599	27666	
354 NETHRLNDS	2100	8074	13300	57531	
360 ISRAEL	550	591	550	591	
376 SWITZRLND	60	1185	258	4967	
400 U STATES	10626	28438	72539	199384	
SPEARMINT OIL	14753	44899	108674	312897	
400 U STATES	LB 2275	10348	15497	74353	1627
ROSE BUSHES NOP	2275	10348	15497	74353	
100 U KINGDOM	NO		17287	8482	1646
306 BELGIUM			93757	14245	
318 DENMARK			100879	18367	
327 FRANCE			242	63	
335 GERMANY W			13896	3300	
354 NETHRLNDS			683170	147033	
400 U STATES	22685	8489	888146	343984	
BUSHES ROOTS AND VINES N O P	22685	8489	1797377	535474	
306 BELGIUM	NO		100	50	1647
327 FRANCE			9400	1307	
354 NETHRLNDS			3332	350	
400 U STATES	103400	1304	1394521	41247	
APPLE TREES N O P	103400	1304	1407353	42954	
327 FRANCE	NO		2270	946	1651
354 NETHRLNDS			2816	1434	
400 U STATES	110	133	42047	27779	
PEACH TREES AND JUNE BUDS NOP	110	133	47133	30159	
400 U STATES	NO		79243	38752	1653
FRUIT TREES N O P			79243	38752	
100 U KINGDOM	NO		25	101	1657
306 BELGIUM			246	148	
327 FRANCE			786	475	
354 NETHRLNDS			1001	538	
400 U STATES			29730	21834	
AZALEAS RHODODENDRONS ETC			31788	23096	
100 U KINGDOM		250		2407	1662
207 UN SO AFR				380	
215 INDIA				363	
224 JAMAICA				780	
231 HONG KONG				1938	
306 BELGIUM				37198	
318 DENMARK				750	
327 FRANCE				386	
335 GERMANY W				1262	
337 GUATEMALA				434	
344 ITALY				580	
347 JAPAN				1129	
354 NETHRLNDS		281		103258	
383 HAWAII				213	
384 P RICO		411		1457	
400 U STATES		75343		365409	
PALMS FERNS FICUS CANNAS ETC		76285		517944	
100 U KINGDOM				193	1663
306 BELGIUM		144		2813	
347 JAPAN				95	
354 NETHRLNDS				21111	
400 U STATES		1044		11677	
TULIP BULBS		1188		35889	1664
GLADIOLI BULBS					1665
347 JAPAN				231	
354 NETHRLNDS		90		72338	
400 U STATES		92		14047	
FLOWERS AND FOLIAGE CUT		182		86616	
100 U KINGDOM				2305	1666
220 BERMUDA				2889	
231 HONG KONG				373	
234 AUSTRALIA		124		124	
327 FRANCE				411	
335 GERMANY W				392	
344 ITALY		2082		8660	
347 JAPAN				240	
352 MEXICO		205		1243	

IMPORTS INTO CANADA FOR CONSUMPTION

Articles and Countries from which Imported	MONTH OF JUNE 1957		SIX MONTHS ENDED JUNE 1957		Class Number
	Quantities	Values (\$)	Quantities	Values (\$)	
354 NETHRLNDS		60		1024	
376 SWITZRLND				99	
383 HAWAII				390	
400 U STATES		121436		1083385	
TREES SEEDLING STOCK		123907		1101535	1668
100 U KINGDOM				2872	
306 BELGIUM				3317	
318 DENMARK				172	
327 FRANCE				10256	
354 NETHRLNDS				54941	
400 U STATES				11345	
FLORIST OR NURSERY STOCK N O P				82903	1669
100 U KINGDOM				3411	
306 BELGIUM				11532	
318 DENMARK				7280	
327 FRANCE				5020	
335 GERMANY W				16479	
347 JAPAN				379	
354 NETHRLNDS				595392	
400 U STATES		76608		500553	
LATEX NATURAL	LB	76608		1140046	1678
218 MALAYA	31799	10554	941328	388316	
400 U STATES	53922	196028	3815528	1470771	
LATEX SYNTHETIC	LB	571721	206582	4756856	1859087
335 GERMANY W			500	149	1679
400 U STATES	400461	155298	3201693	1107020	
BALATA CRUDE	LB	400461	155298	3202193	1107169
309 BRAZIL			7698	2531	1681
400 U STATES			1275	3656	
GUTTA PERCHA UNMANUFACTURED	LB		8973	6187	1682
400 U STATES	1900	5518	4374	12774	
RUBBER CRUDE CAOUTCHOUC	LB	1900	5518	4374	12774
100 U KINGDOM					1683
217 CEYLON	132898	36532	381387	109064	
218 MALAYA	351680	81594	1925910	470221	
219 BEL OTHER	3316631	856377	40104816	11049739	
355 INDONESIA			89640	28519	
371 THAILAND	11142	3930	600432	166516	
400 U STATES	22400	4719	481600	108682	
COMB BLANKS OF HARD RUBBER	533112	158963	2341873	718606	
305 AUSTRIA	4367863	1142115	45925658	12651347	1684
400 U STATES		630		1551	
RUBBER POWDERED WASTE OR JUNK		778		1178	1687
100 U KINGDOM		1408		2729	
306 BELGIUM	CWT				
400 U STATES	112	2331	583	11153	
RUBBER RECOVERED		403	403	3022	1688
100 U KINGDOM	2792	20526	14917	109477	
400 U STATES	3307	25879	15903	123652	
RUBBER SUBSTITUTE OR SYNTHETIC	CWT				1689
400 U STATES	820	7091	4182	34767	
RUBBER THREAD NOT COVERED		20694	199488	143919	1341941
100 U KINGDOM	21514	206579	148101	1376708	
400 U STATES	15812	450070	155195	3960383	
HARD RUBBER STRIP SHEET ROD	LB	15812	450070	155195	3960383
100 U KINGDOM					1690
335 GERMANY W					
354 NETHRLNDS					
400 U STATES	2139	2755	6872	9226	
FOAM RUBBER SHEETING					1691
327 FRANCE	12523	19677	115561	187752	
347 JAPAN	14662	22432	122433	196978	
400 U STATES					
RUBBER SHEETING N O P	LB				1692
100 U KINGDOM			21436	5735	
218 MALAYA			121	159	
335 GERMANY W			1146	505	
354 NETHRLNDS			16218	23361	
400 U STATES	894	1798	38921	29760	
CONVEYOR BELTING OF RUBBER					1697
100 U KINGDOM					
335 GERMANY W					
347 JAPAN					
375 SWEDEN					
400 U STATES					
BATHING SHOES RUBBER	PAIR				1700
306 BELGIUM			158	96	
335 GERMANY W			3779	1737	
400 U STATES			6122	3109	
			10059	4942	

IMPORTS INTO CANADA FOR CONSUMPTION

Articles and Countries from which Imported	MONTH OF JUNE 1957		SIX MONTHS ENDED JUNE 1957		Class Number
	Quantities	Values (\$)	Quantities	Values (\$)	
BELTING RUBBER					1701
100 U KINGDOM		4083		27285	
335 GERMANY W		755		1601	
344 ITALY				443	
347 JAPAN		2095		6817	
375 SWEDEN		703		1832	
400 U STATES		32658		207326	
		40294		245304	
CANVAS SHOES RUBBER SOLES	PAIR				1702
100 U KINGDOM	11320	7282	47956	34990	
215 INDIA	50112	25251	259603	113868	
231 HONG KONG	88590	44270	881087	430179	
313 CHINA	2160	1151	2160	1151	
317 CZECHO S			8090	4691	
344 ITALY	60	143	195	391	
347 JAPAN			65700	26546	
354 NETHRLNDS	548	543	4070	3951	
400 U STATES	3685	3943	16399	17108	
	156475	82583	1285260	632875	
BOOTS AND SHOES RUBBER N O P	PAIR				1703
100 U KINGDOM	13221	20120	137721	218581	
231 HONG KONG			1642	1708	
306 BELGIUM	120	135	120	135	
317 CZECHO S	3190	4176	35706	36500	
327 FRANCE	100	390	1234	4750	
347 JAPAN	6660	5238	64004	46283	
354 NETHRLNDS			3059	9267	
359 NORWAY			60	201	
400 U STATES	310	757	8696	20071	
	23601	30816	252242	337496	
CEMENT RUBBER					1704
100 U KINGDOM		560		1883	
335 GERMANY W		80		1671	
376 SWITZRLND				141	
400 U STATES		65985		516294	
		66625		519989	
CLOTHING RUBBER N O P					1705
100 U KINGDOM		3830		27216	
231 HONG KONG		529		15507	
318 DENMARK				237	
335 GERMANY W				80	
344 ITALY				195	
347 JAPAN		72		1689	
359 NORWAY		1786		9931	
400 U STATES		7013		46837	
		13230		101692	
GLOVES RUBBER	DZ PR				1706
100 U KINGDOM	437	1391	10964	34045	
234 AUSTRALIA	300	1084	900	3075	
317 CZECHO S	72	174	1403	2056	
327 FRANCE			62	167	
335 GERMANY W			438	1639	
347 JAPAN	288	434	499	2674	
400 U STATES	4398	23118	37166	193113	
	5495	26201	51432	236769	
GOLF BALLS	DOZ				1707
100 U KINGDOM	2218	7119	36705	112382	
347 JAPAN	300	768	3500	9008	
400 U STATES	3312	18128	17689	98950	
	5830	26015	57894	220340	
HEELS RUBBER	PAIR				1708
100 U KINGDOM			11000	1232	
231 HONG KONG			12240	1535	
400 U STATES	76234	9820	627986	73005	
	76234	9820	651226	75772	
HOSE RUBBER OR RUBBER LINED					1709
100 U KINGDOM		16423		63234	
318 DENMARK				1391	
335 GERMANY W		2976		9092	
347 JAPAN				9667	
354 NETHRLNDS				1502	
359 NORWAY				908	
375 SWEDEN				401	
400 U STATES		201955		1233190	
		221354		1319385	
WATER BOTTLES RUBBER					1710
100 U KINGDOM		1309		10056	
317 CZECHO S				2015	
335 GERMANY W				1770	
347 JAPAN		194		1046	
400 U STATES		389		4331	
		1892		19218	
MATERIALS FOR SEALING COMPOUND					1711
400 U STATES		14351		87741	
		14351		87741	
MATS AND MATTING RUBBER					1712
100 U KINGDOM		52		4328	
335 GERMANY W				614	
354 NETHRLNDS		1309		6846	
400 U STATES		94789		672732	
		96150		684520	
PACKING RUBBER					1713
100 U KINGDOM		1561		5628	
335 GERMANY W				1273	
375 SWEDEN		510		4958	
400 U STATES		12982		144927	
		15053		156786	

IMPORTS INTO CANADA FOR CONSUMPTION

Articles and Countries from which Imported	MONTH OF JUNE 1957		SIX MONTHS ENDED JUNE 1957		Class Number
	Quantities	Values (\$)	Quantities	Values (\$)	
RAINCOATS RUBBER	NO				1714
TIRES BICYCLE AND MOTORCYCLE	NO				1715
100 U KINGDOM	2097	2396	34559	40384	
306 BELGIUM	3500	2004	29705	17828	
317 CZECHO S			7000	4167	
327 FRANCE	30	121	817	729	
335 GERMANY W	354	386	22781	14890	
344 ITALY	615	1076	697	1400	
347 JAPAN	100	54	1100	533	
354 NETHRLNDS	16549	10001	79327	50882	
375 SWEDEN	2575	1851	11309	7828	
400 U STATES	2451	2847	8137	11041	
	28271	20736	195432	149682	
TIRE CASINGS N O P	NO				1716
100 U KINGDOM	1500	19544	13768	182604	
327 FRANCE	541	42069	4636	369043	
335 GERMANY W	10	63	408	5966	
344 ITALY			12	179	
347 JAPAN			62	3160	
375 SWEDEN	5200	11687	14000	31501	
400 U STATES	11032	446842	67304	2794334	
	18283	520205	100190	3386787	
TIRES INNER TUBES N O P	NO				1717
100 U KINGDOM			1687	3121	
327 FRANCE	384	1486	2742	12221	
335 GERMANY W			30	143	
347 JAPAN			14	70	
375 SWEDEN	5200	2903	16925	9776	
400 U STATES	6103	22101	35346	134793	
	11687	26490	56744	160124	
TIRES SOLID AUTOMOBILE	NO				1718
400 U STATES	530	10979	1597	36002	
	530	10979	1597	36002	
TIRES SOLID RUBBER N O P					1719
100 U KINGDOM		3879		34781	
400 U STATES		16696		150592	
		20575		185373	
MANUFACTURES OF RUBBER N O P					1720
100 U KINGDOM		28976		131072	
216 PAKISTAN				672	
305 AUSTRIA		57		483	
317 CZECHO S				334	
318 DENMARK				87	
327 FRANCE		184		3791	
335 GERMANY W		5272		28011	
344 ITALY		84		1865	
347 JAPAN		2204		23834	
354 NETHRLNDS		139		599	
375 SWEDEN		408		2071	
376 SWITZRLND				329	
400 U STATES		488207		2764287	
		525531		2957435	
TIRES INNER TUBES BICYCLE	NO				1721
100 U KINGDOM	3619	1284	23415	8743	
306 BELGIUM	2325	596	23506	6509	
327 FRANCE	80	83	580	429	
335 GERMANY W	22062	5839	78706	21389	
347 JAPAN			1000	233	
354 NETHRLNDS	14004	3846	60355	17690	
375 SWEDEN	3175	1038	10665	3481	
400 U STATES			950	600	
	45265	12686	199177	59074	
GASKETS AND WASHERS RUBBER					1722
100 U KINGDOM		339		2047	
335 GERMANY W		54		1820	
347 JAPAN				900	
375 SWEDEN				165	
400 U STATES		126475		726089	
		126868		731021	
DRUGGISTS SUNDRIES RUBBER					1723
100 U KINGDOM		2724		25864	
317 CZECHO S		77		612	
327 FRANCE		178		523	
335 GERMANY W		637		4581	
347 JAPAN				281	
354 NETHRLNDS		521		3063	
400 U STATES		56138		500966	
		60275		535890	
TIRE REPAIR MATERIAL OF RUBBER					1724
100 U KINGDOM		3822		9625	
327 FRANCE				417	
335 GERMANY W		2265		30220	
400 U STATES		53217		313540	
		59304		353802	
NURSING NIPPLES RUBBER	GROSS				1725
100 U KINGDOM	50	167	905	3310	
400 U STATES	209	3432	4198	51271	
	259	3599	5103	54581	
FLOORING AND TILE OF RUBBER	SQ YD				1726
100 U KINGDOM			657	1358	
327 FRANCE	1092	3278	2375	7151	
400 U STATES	11781	23167	68078	130522	
	12873	26445	71110	139031	
V BELTS CHIEFLY OF RUBBER					1727
100 U KINGDOM		6615		26019	

IMPORTS INTO CANADA FOR CONSUMPTION

Articles and Countries from which Imported	MONTH OF JUNE 1957		SIX MONTHS ENDED JUNE 1957		Class Number
	Quantities	Values (\$)	Quantities	Values (\$)	
317 CZECHOS				3260	
335 GERMANY W		2095		6223	
344 ITALY				172	
347 JAPAN				1751	
354 NETHRLNDS		589		2735	
375 SWEDEN		1131		2398	
376 SWITZRLND		182		249	
400 U STATES		36475		411344	
		47087		454151	
SOLES SOLING MATERIALS RUBBER					1728
100 U KINGDOM				9956	
217 CEYLON				8116	
218 MALAYA				5864	
335 GERMANY W				1846	
344 ITALY				322	
400 U STATES		32874		232478	
		32874		258582	
AUTOMOTIVE PARTS OF RUBBER NOP					1729
100 U KINGDOM		319		7409	
327 FRANCE				107	
335 GERMANY W		234		7017	
400 U STATES		151861		1059026	
		152414		1073559	
WEATHERSTRIPPING OF RUBBER					1730
100 U KINGDOM				712	
335 GERMANY W				3062	
400 U STATES		53657		646814	
		53657		650588	
TIRES PNEUM USED EXCEPT SCRAP	NO				1731
347 JAPAN		278	278	3053	
400 U STATES		10374	87791	252436	
		10652	32138	255489	
TIRES TRACTOR AND IMPLEMENT	NO				1732
100 U KINGDOM		54	64	1651	
375 SWEDEN		996	3027	6616	
400 U STATES		2772	27096	737329	
		2826	30187	745596	
ANNATTO SEED	LB				1741
320 DOM REP		4859	9864	1275	
		4859	9864	1275	
SUGAR BEET SEED	LB				1744
100 U KINGDOM			200	67	
354 NETHRLNDS			5200	1620	
400 U STATES			556632	128117	
			562032	129804	
SEEDS FOR BLENDING	LB				1746
215 INDIA			40988	7198	
234 AUSTRALIA	34000	2953	198122	17600	
304 ARGENTINA			142884	10529	
335 GERMANY W			22803	1958	
354 NETHRLNDS			14537	991	
372 SPAIN			2205	296	
400 U STATES	33069	1964	200902	17838	
	67069	4917	622441	56410	
COTTON SEED	CWT				1747
CLOVER SEED	LB				1750
100 U KINGDOM			33124	17717	
236 NEW ZEAL	296	224	7295	5781	
318 DENMARK			11155	626	
326 FINLAND			308	263	
327 FRANCE			22140	14072	
400 U STATES	19928	4281	4674386	1845723	
	20224	4505	4748408	1890182	
FLAX SEED	BUSH				1751
100 U KINGDOM			20	107	
353 MOROCCO			40	207	
354 NETHRLNDS			1110	7631	
400 U STATES	447	1427	7496	32954	
	447	1427	8666	40899	
BENT GRASS SEED	LB				1753
236 NEW ZEAL	256	224	956	822	
400 U STATES			155367	72193	
	256	224	156323	73015	
GRASS SEED TIMOTHY	LB				1754
GRASS SEED N O P	LB				1755
100 U KINGDOM			3614	2125	
234 AUSTRALIA	70780	5070	70780	5070	
236 NEW ZEAL			6720	4215	
318 DENMARK			206691	56320	
354 NETHRLNDS			8814	2379	
400 U STATES	13056	5518	2514019	530835	
	83836	10588	2810638	600944	
MILLET AND RAPE SEED	LB				1756
100 U KINGDOM			28412	3029	
234 AUSTRALIA	62720	1972	170884	6042	
304 ARGENTINA			241768	4777	
318 DENMARK			1456	146	
327 FRANCE			64380	17326	
335 GERMANY W			13135	769	
354 NETHRLNDS			13400	1111	
400 U STATES	105000	4133	564064	27902	
	167720	6105	1097499	61102	
MUSHROOM SPAWN					1757
400 U STATES		4696		38831	
		4696		38831	

IMPORTS INTO CANADA FOR CONSUMPTION

Articles and Countries from which Imported	MONTH OF JUNE 1957		SIX MONTHS ENDED JUNE 1957		Class Number
	Quantities	Values (\$)	Quantities	Values (\$)	
SEED BEANS AND SEED PEAS	LB				1758
100 U KINGDOM			50841	5143	
203 B E AFR			37800	5007	
236 NEW ZEAL	20048	1656	20048	1656	
354 NETHRLNDS			3900	697	
400 U STATES	3000	431	7226138	804308	
	23048	2087	7338727	816811	
SEED POTATOES	CWT				1759
400 U STATES	385	584	25164	45669	
	385	584	25164	45669	
SEEDS 5 DOLLARS OR OVER PER LB					1762
100 U KINGDOM				498	
318 DENMARK				641	
327 FRANCE				135	
335 GERMANY W				145	
347 JAPAN				330	
354 NETHRLNDS		1187		3364	
400 U STATES		2646		29789	
		3833		34902	
GARDEN FIELD ROOT SEEDS N O P					1766
100 U KINGDOM		180		12878	
215 INDIA				431	
231 HONG KONG		11452		28703	
306 BELGIUM				1313	
312 CHILE				1294	
318 DENMARK				6231	
323 EL SALVD				8508	
325 ETHIDPIA		1574		1574	
327 FRANCE				205	
335 GERMANY W		118		3189	
344 ITALY				826	
347 JAPAN				468	
352 MEXICO		445		1673	
354 NETHRLNDS		5855		33791	
358 NICARAGUA				13525	
400 U STATES		5458		321543	
		25082		436152	
TOBACCO TURKISH UNSTEMMED	LB				1776
336 GREECE	5431	5648	27223	28314	
379 TURKEY	28317	24220	145358	125359	
	33748	29868	172581	153673	
TOBACCO FLUE CURED UNSTEMMED	LB				1778
400 U STATES	3587	3628	13473	13630	
	3587	3628	13473	13630	
CIGAR LEAF UNSTEMMED	LB				1779
309 BRAZIL			681	335	
316 CUBA	4662	9566	19570	42374	
355 INDONESIA			277	1826	
400 U STATES	56552	169182	306779	956683	
	61214	178748	327307	1001218	
TOBACCO N O P UNSTEMMED	LB				1780
392 SYRIA	1568	651	28462	11359	
400 U STATES	259	53	20199	12461	
	1827	704	48661	23820	
CIGAR LEAF STEMMED	LB				1782
316 CUBA	41731	47523	223479	278700	
400 U STATES	14031	8705	94361	46325	
	55762	56228	317840	325025	
TOBACCO N O P STEMMED	LB				1783
400 U STATES	695	769	1734	1919	
	695	769	1734	1919	
CIGARS	LB				1784
224 JAMAICA	12	147	67	752	
306 BELGIUM	56	279	67	343	
316 CUBA	589	5479	3659	28519	
318 DENMARK			16	103	
335 GERMANY W	18	62	385	1020	
354 NETHRLNDS	4521	16108	19388	69708	
376 SWITZRLND	619	1746	659	1862	
400 U STATES	3975	9772	16070	39265	
	9790	33593	40311	141572	
CIGARETTES	LB				1785
100 U KINGDOM	20049	24632	75881	101344	
327 FRANCE	306	469	1556	2676	
335 GERMANY W			123	195	
344 ITALY			466	742	
354 NETHRLNDS			30	26	
376 SWITZRLND			29	73	
400 U STATES	50556	86096	289907	490417	
	70911	111197	367992	595473	
SNUFF	LB				1786
100 U KINGDOM			1614	3334	
			1614	3334	
TOBACCO CUT	LB				1787
100 U KINGDOM	5115	10174	43082	83831	
231 HONG KONG	100	138	450	618	
354 NETHRLNDS	9270	6534	59820	42000	
400 U STATES	22715	29172	110231	137298	
	37200	46018	213583	263747	
TOBACCO MANUFACTURED N O P	LB				1788
100 U KINGDOM	1536	1265	4820	4008	
400 U STATES	950	680	5150	3037	
	2486	1945	9970	7045	
LOCUST BEANS LOCUST BEAN MEAL	LB				1811
400 U STATES	600	77	12192	2287	
	600	77	12192	2287	

IMPORTS INTO CANADA FOR CONSUMPTION

Articles and Countries from which Imported	MONTH OF JUNE 1957		SIX MONTHS ENDED JUNE 1957		Class Number
	Quantities	Values (\$)	Quantities	Values (\$)	
BROOM CORN					1813
304 ARGENTINA	CWT		600	12740	
340 HUNGARY			661	8137	
344 ITALY	791	11878	11711	210817	
388 YUGO SLAV			7957	116130	
400 U STATES	845	16602	5041	116126	
	1636	28480	25970	463950	
CATTLE FOOD WITH MOLASSES					1815
400 U STATES		2121		18894	
		2121		18894	
DRUGS CRUDE BARKS FLOWERS					1816
100 U KINGDOM		881		3251	
207 UN SO AFR				19425	
215 INDIA		317		2331	
224 JAMAICA				1882	
231 HONG KONG		4423		42710	
304 ARGENTINA				722	
306 BELGIUM		162		529	
314 COLOMBIA		351		351	
323 EL SALVD				93	
327 FRANCE		65		942	
335 GERMANY W		53		1447	
355 INDONESIA		251		251	
363 PERU				173	
372 SPAIN				82	
383 HAWAII				72	
388 YUGO SLAV				190	
400 U STATES		9082		79194	
		15585		153645	
GLUE VEGETABLE					1817
100 U KINGDOM	LB		580	210	
400 U STATES	1502	211	10861	1696	
	1502	211	11441	1906	
HAY AND STRAW					1818
400 U STATES	TON	791	21293	16143	439898
		791	21293	16143	439898
IVORY NUTS					1819
321 ECUADOR				2255	
				2255	
MUCILAGE AND ADHESIVE PASTE					1824
100 U KINGDOM	LB	4190	483	14744	1947
335 GERMANY W				551	237
400 U STATES	17045	4688	137182	38366	
	21235	5171	152477	40550	
PALM LEAF UNMANUFACTURED					1825
400 U STATES				21414	
				21414	
ROOTS MEDICINAL ALKANET JALAP					1827
100 U KINGDOM				792	
215 INDIA				481	
231 HONG KONG		464		3740	
306 BELGIUM				516	
327 FRANCE				1557	
347 JAPAN				370	
400 U STATES		341		5595	
		805		13051	
STARCH AND PREPARATIONS N O P					1828
100 U KINGDOM	LB		2090	283	
231 HONG KONG	4000	505	10000	1274	
335 GERMANY W	2139	344	4509	850	
354 NETHRLNDS	47000	4433	1922914	20921	
400 U STATES	1023467	96971	5558456	491302	
	1076606	102253	5767969	514630	
STARCH POTATO POTATO FLOUR					1829
306 BELGIUM	LB		11023	623	
318 DENMARK			200000	10287	
335 GERMANY W	1100	91	2370	381	
347 JAPAN			1000	61	
354 NETHRLNDS	475	63	4795	561	
400 U STATES	78300	7727	1030559	88169	
	79875	7881	1249747	100082	
STARCH FOR PASTE					1830
	LB				
TAR PINE CRUDE IN BULK					1832
100 U KINGDOM	GAL		840	229	
359 NORWAY			167	165	
400 U STATES	23547	12181	160489	73419	
	23547	12181	161496	73813	
TEASELS					1833
100 U KINGDOM		300		602	
400 U STATES				2910	
		300		3512	
TURPENTINE RAW OR CRUDE					1834
400 U STATES	LB	66823	5030	111489	8066
		66823	5030	111489	8066
TURPENTINE SPIRITS OF					1835
335 GERMANY W	GAL	42	120	42	120
376 SWITZRLND				26	227
400 U STATES	87229	57254	625853	417262	
	87271	57374	625921	417609	
VEGETABLE PRODUCTS N O P					1836
100 U KINGDOM		12282		25375	
231 HONG KONG		2041		11353	
309 BRAZIL				219	
327 FRANCE				439	
335 GERMANY W		1610		5232	

IMPORTS INTO CANADA FOR CONSUMPTION

Articles and Countries from which Imported	MONTH OF JUNE 1957		SIX MONTHS ENDED JUNE 1957		Class Number
	Quantities	Values (\$)	Quantities	Values (\$)	
344 ITALY		1798		2956	
347 JAPAN				1333	
352 MEXICO		94		94	
354 NETHRLNDS				1405	
376 SWITZRLND		109		109	
383 HAWAII				451	
390 GERMANY E				162	
400 U STATES		13706		100537	
		31640		149665	
VEGETABLE COLOURING					1839
100 U KINGDOM		448		4811	
344 ITALY				651	
400 U STATES		13781		60656	
		14229		66118	
DEXTRINE STARCH MIXTURES N O P	LB				1840
100 U KINGDOM		44800	3459	472862	
354 NETHRLNDS		157535	10959	672161	
400 U STATES		49220	5493	434912	
		251555	19911	1579935	
DEXTRINE STARCH NOT A PASTE	LB				1841
354 NETHRLNDS			992	148	
376 SWITZRLND			1323	189	
400 U STATES			30000	4608	
			32315	4945	
DISTILLERS SOLUBLES	CWT				1842
400 U STATES		4536	17690	16114	
		4536	17690	16114	
VEGETABLE FLOUR N O P NOT EDIBLE					1843
231 HONG KONG				527	
309 BRAZIL		583		12651	
335 GERMANY W				1141	
371 THAILAND				19522	
400 U STATES		19966		123282	
		20549		157123	
NON FOODS TAR 68A 206 662 809					1844
372 SPAIN				175	
400 U STATES		407		2357	
		407		2532	
VEGETABLE FLAVOURINGS					1845
100 U KINGDOM		6959		22283	
327 FRANCE		392		11854	
335 GERMANY W		305		1592	
344 ITALY				4633	
354 NETHRLNDS		164		5711	
372 SPAIN		249		409	
379 TURKEY		1797		1797	
388 YUGO SLAV				2274	
400 U STATES		41446		251649	
		51312		302202	
SIZING PREPARATIONS N O P	LB				1846
400 U STATES		132828	12434	521370	
		132828	12434	521370	

IMPORTS INTO CANADA FOR CONSUMPTION

Articles and Countries from which Imported	MONTH OF JUNE 1957		SIX MONTHS ENDED JUNE 1957		Class Number
	Quantities	Values (\$)	Quantities	Values (\$)	
GROUP 2					
ANIMALS AND ANIMAL PRODUCTS					
CATTLE PURE BRED	NO				2012
100 U KINGDOM	62	12739	100	68482	
400 U STATES	194	116873	735	446716	
	256	129612	835	515198	
BABY CHICKS AND TURKEY POULTS	NO				2013
400 U STATES	150345	46521	1192363	422118	
	150345	46521	1192363	422118	
DOGS PURE BRED	NO				2014
100 U KINGDOM	31	3332	168	16021	
306 BELGIUM			1	50	
318 DENMARK			3	62	
327 FRANCE	1	96	1	96	
335 GERMANY W			2	210	
354 NETHRLNDS			1	50	
376 SWITZRLND	1	106	1	106	
389 IRELAND	2	96	15	448	
400 U STATES	48	5462	244	24951	
	83	9092	436	41994	
FOWLS DOMESTIC PURE BRED	NO				2015
400 U STATES			41	214	
			41	214	
HORSES PURE BRED	NO				2018
100 U KINGDOM			11	4776	
400 U STATES	13	8101	66	44160	
	13	8101	77	48936	
RABBITS PURE BRED	NO				2019
400 U STATES			5	288	
			5	288	
SHEEP PURE BRED	NO				2020
400 U STATES	1	250	6	925	
	1	250	6	925	
ANIMALS FOR IMP OF STOCK N O P	NO				2021
100 U KINGDOM	30	2760	116	13838	
400 U STATES	2	394	18	2030	
	32	3154	134	15868	
HORSES N O P	NO				2035
100 U KINGDOM	359	33241	783	91733	
400 U STATES	120	21541	490	106735	
	479	54782	1273	198468	
LIVESTOCK N O P	NO				2037
100 U KINGDOM			2	200	
400 U STATES	9815	164607	25192	1243517	
	9815	164607	25194	1243717	
BEEES	PKGS				2041
400 U STATES	2645	9859	138375	506565	
	2645	9859	138375	506565	
FOXES	NO				2042
400 U STATES			2	145	
			2	145	
LEECHES					2043
366 PORTUGAL				91	
				91	
PIGEONS HOMING AND PHEASANTS					2044
100 U KINGDOM				267	
400 U STATES		511		5308	
		511		5575	
TURTLES					2045
400 U STATES		148		12814	
		148		12814	
ALL OTHER ANIMALS LIVING N O P					2046
100 U KINGDOM		9296		11719	
215 INDIA		14150		111332	
225 TRINIDAD				100	
234 AUSTRALIA				730	
236 NEW ZEAL				62	
306 BELGIUM		412		1711	
314 COLOMBIA				93	
318 DENMARK				1757	
327 FRANCE		408		485	
335 GERMANY W				833	
347 JAPAN				86	
354 NETHRLNDS		640		5142	
358 NICARAGUA				96	
363 PERU				723	
364 PHIL		946		9981	
400 U STATES		14129		96502	
		39981		241352	
MINK	NO				2047
318 DENMARK			6	432	
326 FINLAND			4	285	
400 U STATES			1449	123250	
			1459	123967	
BONES CRUDE	CWT				2051
347 JAPAN			1	69	
366 PORTUGAL	6	230	6	230	
400 U STATES	894	6820	11320	56840	
	500	7050	11327	57139	

IMPORTS INTO CANADA FOR CONSUMPTION

Articles and Countries from which Imported	MONTH OF JUNE 1957		SIX MONTHS ENDED JUNE 1957		Class Number
	Quantities	Values (\$)	Quantities	Values (\$)	
BONE DUST CHARRED BONE	CWT				2052
100 U KINGDOM	4156	11933	24013	63839	
234 AUSTRALIA			1180	2853	
400 U STATES	372	6210	2287	28008	
	4528	18143	27480	94700	
BONE PITCH CRUDE ONLY	CWT				2053
100 U KINGDOM			92	497	
400 U STATES	115	799	3093	20031	
	115	799	3185	20528	
CHARCOAL ANIMAL FOR SUGAR	CWT				2054
100 U KINGDOM			9059	81541	
322 EGYPT	1120	6557	3920	22950	
354 NETHRLNDS			2213	12746	
	1120	6557	15192	117237	
IVORY AND MANUFACTURES					2063
100 U KINGDOM		350		1195	
215 INDIA		113		199	
231 HONG KONG		81		246	
344 ITALY				475	
400 U STATES		1386		2113	
		1930		4228	
BUTTON BLANKS OF SHELL ROUGH					2071
347 JAPAN		379		379	
400 U STATES				68	
		379		447	
SHELLS UNMANUFACTURED FOSSILS					2073
100 U KINGDOM				10961	
347 JAPAN				78	
354 NETHRLNDS				1560	
383 HAWAII				312	
400 U STATES		860		11468	
		860		24379	
SHELLS NO P CRUSHED OR GROUND	CWT				2074
400 U STATES	20	58	116	232	
	20	58	116	232	
OYSTER SHELLS CRUSHED OR NOT	CWT				2075
400 U STATES	31633	23298	373950	242142	
	31633	23298	373950	242142	
FEATHERS NATURAL					2081
100 U KINGDOM				1521	
207 UN SO AFR				567	
231 HONG KONG		12654		33670	
304 ARGENTINA		73		73	
317 CZECHO S				3591	
318 DENMARK				408	
327 FRANCE				1344	
335 GERMANY W				277	
347 JAPAN				15940	
365 POLAND				952	
400 U STATES		9082		74700	
		21809		133043	
BAOMINTON SHUTTLECOCKS BIRDS	GROSS				2083
100 U KINGDOM			192	1434	
215 INDIA			335	853	
216 PAKISTAN	22	130	83	771	
318 DENMARK	54	1730	283	8024	
335 GERMANY W			153	861	
347 JAPAN			27	342	
400 U STATES	200	1728	679	17219	
	276	3588	1752	29504	
MANUFACTURES OF FEATHERS N O P					2084
100 U KINGDOM		455		2967	
207 UN SO AFR				2103	
215 INDIA				874	
216 PAKISTAN		86		86	
231 HONG KONG				68	
327 FRANCE		4550		7517	
335 GERMANY W		1157		2569	
352 MEXICO				643	
400 U STATES		4104		20800	
		10352		37627	
FEATHERBONE COILS					2085
400 U STATES		2005		7372	
		2005		7372	
QUILLS NATURAL OR UNPLUMED					2086
100 U KINGDOM		180		1243	
231 HONG KONG		285		1131	
304 ARGENTINA				1937	
327 FRANCE				750	
365 POLAND				1863	
400 U STATES		1759		13971	
		2224		20895	
COO HAODOCK POLLDCK FRESH	LB				2091
100 U KINGDOM			13481	2800	
381 ALASKA	9281	2360	83871	17756	
400 U STATES	16915	3314	241959	48082	
	26196	5674	339311	68638	
HALIBUT FRESH	LB				2092
381 ALASKA	38265	8313	343607	77705	
400 U STATES	107073	16160	885379	198137	
	145338	24473	1228986	275842	
FISH LIVERS	LB				2093
381 ALASKA			410	102	
400 U STATES	21753	2711	147766	17173	
	21753	2711	148176	17275	

IMPORTS INTO CANADA FOR CONSUMPTION

Articles and Countries from which Imported	MONTH OF JUNE 1957		SIX MONTHS ENDED JUNE 1957		Class Number
	Quantities	Values (\$)	Quantities	Values (\$)	
HERRINGS FRESH	LB				2094
359 NORWAY			37500	2508	
400 U STATES	4322000	82680	4334240	83632	
	4322000	82680	4371740	86140	
LIVE FISH AND EGGS PROPAGATING					2095
400 U STATES		2521		12745	
		2521		12745	
LOBSTERS FRESH	LB				2096
400 U STATES	3043	3200	44911	28232	
	3043	3200	44911	28232	
MACKEREL FRESH	LB				2097
400 U STATES	1500	146	6559	1007	
	1500	146	6559	1007	
OYSTERS SEED AND BREEDING					2098
400 U STATES				28128	
				28128	
OYSTERS IN THE SHELL	BRL				2099
400 U STATES			257	5115	
			257	5115	
OYSTERS SHELLED IN BULK	GAL				2100
400 U STATES	135	739	32231	218705	
	135	739	32231	218705	
SALMON FRESH	LB				2101
381 ALASKA	250	88	8500	3908	
400 U STATES	2300	1302	272727	118964	
	2550	1390	281227	122872	
SQUID FRESH					2102
231 HONG KONG		136		5094	
334 ST PIERRE		1520		2520	
347 JAPAN				304	
400 U STATES		1839		8671	
		3495		16589	
FISH ALL OTHER FRESH	LB				2103
100 U KINGDOM	1330	527	5744	2345	
231 HONG KONG	2786	819	6506	2002	
318 DENMARK	5885	2927	14925	7591	
347 JAPAN	9548	3965	1050971	168686	
354 NETHRLNDS	3507	1416	34014	14194	
381 ALASKA			2000	520	
400 U STATES	149337	26576	1234663	198227	
	172393	36230	2348823	393565	
COD HADDOCK POLLOCK DRIED	LB				2111
100 U KINGDOM			20183	4204	
359 NORWAY			2205	650	
400 U STATES			399	111	
			22787	4965	
COD HADDOCK POLLOCK SALTED	LB				2113
400 U STATES			3365	463	
			3365	463	
HERRINGS SALTED	LB				2115
100 U KINGDOM			409287	53300	
318 DENMARK			15563	1912	
354 NETHRLNDS	6205	904	247677	39894	
359 NORWAY	11910	992	345640	29684	
375 SWEDEN			27614	2883	
400 U STATES	7880	981	31678	5164	
	25995	2677	1077459	132837	
SALMON SALTED	LB				2118
231 HONG KONG			578	189	
400 U STATES			240	191	
			818	380	
SALMON SMOKED	LB				2119
400 U STATES			425	424	
			425	424	
FISH DRIED N O P	LB				2120
231 HONG KONG	180	220	6597	4933	
347 JAPAN	825	378	4000	1673	
400 U STATES	725	218	4388	922	
	1730	816	14985	7528	
FISH ALL OTHER SALTED	LB				2121
100 U KINGDOM			19800	2158	
231 HONG KONG	6262	2094	49629	19471	
304 ARGENTINA	3175	430	3175	430	
344 ITALY	509	162	509	162	
372 SPAIN			22875	5049	
400 U STATES	1290	429	11268	4881	
	11236	3115	107256	32151	
FISH OTHER SMOKED OR BONELESS	LB				2122
100 U KINGDOM	82210	13926	396813	64886	
231 HONG KONG			362	119	
335 GERMANY W			1412	230	
354 NETHRLNDS			7789	1148	
359 NORWAY	1378	160	2756	289	
400 U STATES	3660	882	57769	15609	
	87248	14968	466901	82281	
CRABS CLAMS SHRIMPS CANNED	LB				2131
231 HONG KONG	47214	19938	47772	20215	
347 JAPAN	84073	21705	446641	124370	
352 MEXICO			1000	864	
359 NORWAY			74758	56018	
375 SWEDEN	729	925	729	925	
400 U STATES	300638	278510	733498	774430	
	432654	321078	1304398	976822	
KIPPERED HERRINGS CANNED	LB				2132
100 U KINGDOM	4725	1097	56367	13352	
326 FINLAND			890	547	

IMPORTS INTO CANADA FOR CONSUMPTION

Articles and Countries from which Imported	MONTH OF JUNE 1957		SIX MONTHS ENDED JUNE 1957		Class Number
	Quantities	Values (\$)	Quantities	Values (\$)	
335 GERMANY W			665	171	
354 NETHRLNDS			9179	2849	
359 NORWAY			129653	40467	
LOBSTERS CANNED PREPARED N O P	27062	10013	196754	57386	
207 UN SO AFR	31787	11110			
400 U STATES	LB				2133
	13500	19699	13500	19699	
OYSTERS SHELLED IN CANS	13500	19699	13949	20216	
400 U STATES	QUART		449	517	2136
	107	190	42824	69593	
OYSTERS PREPARED PRESERVED NOP	107	190	42824	69593	
231 HONG KONG	LB				2137
347 JAPAN	3465	3204	16317	16039	
400 U STATES	13689	7604	91021	48117	
	6300	6434	40802	34178	
SALMON CANNED PREPARED N O P	23454	17242	148140	98334	
347 JAPAN	LB				2138
381 ALASKA	36000	14332	4145592	2085743	
400 U STATES	357	489	117	233	
PILCHARD CANNED	36357	14821	4147690	2087732	
400 U STATES	LB				2139
			2025	261	
ANCHOVIES SARDINES CANNED			2025	261	
100 U KINGDOM	LB				2140
318 DENMARK	6110	2816	8656	3946	
327 FRANCE			51276	23879	
335 GERMANY W	805	310	4779	2759	
344 ITALY	632	952	3488	1182	
353 MOROCCO			1617	2149	
359 NORWAY	140696	95288	45413	17629	
366 PORTUGAL	37141	19014	573972	342734	
375 SWEDEN			196413	114148	
388 YUGO SLAV	234	413	11253	4606	
400 U STATES			13178	10260	
			29731	22612	
TUNA FISH CANNED	185618	118793	939776	546104	
327 FRANCE	LB				2143
347 JAPAN	170225	54382	639	344	
363 PERU	21000	6144	996538	334187	
366 PORTUGAL	1329	1087	21000	6144	
400 U STATES			3891	3094	
			4375	3139	
FISH PRESERVED IN OIL N O P	192554	61613	1026443	346908	
231 HONG KONG					2144
318 DENMARK		2038		12704	
327 FRANCE		3843		4777	
335 GERMANY W				938	
336 GREECE				9185	
344 ITALY				123	
347 JAPAN		703		2457	
354 NETHRLNDS				11515	
363 PERU				555	
366 PORTUGAL		3063		183352	
400 U STATES		418		23050	
		12069		2596	
FISH PREPARED OR PRESERVED NOP					2145
100 U KINGDOM		4305		12370	
207 UN SO AFR				572	
231 HONG KONG		1813		19446	
318 DENMARK				842	
327 FRANCE				2976	
335 GERMANY W		51		3411	
344 ITALY		54		843	
347 JAPAN		1908		10625	
352 MEXICO		955		6615	
354 NETHRLNDS		206		635	
359 NORWAY		1547		6521	
366 PORTUGAL				372	
375 SWEDEN		788		788	
400 U STATES		8223		75886	
		19850		141902	
HERRINGS CANNED	LB				2146
100 U KINGDOM	9285	1509	48141	8187	
231 HONG KONG	180	107	576	364	
318 DENMARK			615	211	
335 GERMANY W	10298	3019	123889	30429	
354 NETHRLNDS			10196	1872	
359 NORWAY	5100	1044	15471	4686	
375 SWEDEN	178	96	6736	3943	
400 U STATES			2418	1075	
	25041	5775	206042	50767	
FISH OFFAL OR REFUSE	CWT				2151
400 U STATES	1706	3673	7780	15442	
	1706	3673	7780	15442	
SPONGES OF MARINE PRODUCTION					2152
100 U KINGDOM				1188	
316 CUBA		2441		19555	
327 FRANCE				1893	
336 GREECE		9272		9989	
344 ITALY		551		1931	
379 TURKEY				529	
400 U STATES		11787		23672	
		24051		58757	

IMPORTS INTO CANADA FOR CONSUMPTION

Articles and Countries from which Imported	MONTH OF JUNE 1957		SIX MONTHS ENDED JUNE 1957		Class Number
	Quantities	Values (\$)	Quantities	Values (\$)	
FISHERY PRODUCTS N O P					2153
100 U KINGDOM		2891		14312	
221 B GUIANA				52	
231 HONG KONG		19828		150425	
234 AUSTRALIA				3885	
316 CUBA				113	
318 DENMARK				135	
335 GERMANY W				1408	
347 JAPAN		214		15316	
352 MEXICO		13227		43133	
354 NETHRLNDS				102	
359 NORWAY		134		8422	
375 SWEDEN				100	
400 U STATES		103393		678111	
		139687		915514	
FISH MEAL	CWT				2154
FUR SKINS CHINA AND JAP MINK	NO				2155
347 JAPAN	2000	4608	17000	35433	
400 U STATES	2000	4512	3300	8048	
	4000	9120	20300	43481	
FUR SKINS OPOSSUM UNDRRESSED	NO				2156
400 U STATES			4412	2156	
			4412	2156	
FUR SKINS RACCOON UNDRRESSED	NO				2157
400 U STATES	16010	44914	208375	574023	
	16010	44914	208375	574023	
FUR SKINS SHEEP LAMB UNDRRESSED	NO				2158
207 UN SO AFR			3000	5300	
234 AUSTRALIA			3497	5707	
304 ARGENTINA			20394	30193	
386 URUGUAY			380	730	
400 U STATES	12970	23731	131702	265304	
	12970	23731	158973	307234	
FUR SKINS MARINE UNDRRESSED	NO				2161
400 U STATES			63	365	
			63	365	
FUR SKINS FOX UNDRRESSED	NO				2162
100 U KINGDOM	1792	22736	3847	50122	
326 FINLAND			203	2207	
359 NORWAY			717	6869	
375 SWEDEN			1280	16298	
380 USSR	2700	29135	3150	34553	
400 U STATES	1694	37497	3151	48905	
	6186	89368	12348	158954	
FUR SKINS KOLINSKY UNDRRESSED	NO				2163
100 U KINGDOM	21347	42742	39339	65266	
313 CHINA			13498	15717	
380 USSR	900	8707	4500	13616	
400 U STATES	100	239	100	239	
	22347	51688	57437	94838	
FUR SKINS MINK UNDRRESSED	NO				2164
100 U KINGDOM	2301	22003	11589	93652	
318 DENMARK			2329	22544	
326 FINLAND	54	1188	983	18078	
334 ST PIERRE			277	6141	
359 NORWAY	674	9687	922	12102	
375 SWEDEN	307	5928	564	9228	
380 USSR			1002	8004	
381 ALASKA			3	72	
400 U STATES	15274	254777	206004	3376847	
	18610	293583	223673	3546668	
FUR SKINS MUSKRAT UNDRRESSED	NO				2165
400 U STATES	153118	194619	2009489	2395532	
	153118	194619	2009489	2395532	
FUR SKINS PERSIAN LAMB UNDRRESSED	NO				2166
100 U KINGDOM	5424	34369	96474	610517	
216 PAKISTAN			5910	27568	
354 NETHRLNDS			3184	18756	
380 USSR			1496	10472	
400 U STATES	32058	289264	404238	3412793	
	37482	323633	511302	4080106	
FUR SKINS RABBIT UNDRRESSED	NO				2167
313 CHINA			20000	2842	
327 FRANCE	6000	3495	103500	51934	
347 JAPAN	20000	9706	36746	18705	
400 U STATES	12800	6443	89458	41978	
	38800	19644	249704	115459	
FUR SKINS SQUIRREL UNDRRESSED	NO				2168
100 U KINGDOM	21300	9974	87500	47577	
347 JAPAN			7000	2908	
375 SWEDEN			28172	9087	
380 USSR			30000	20126	
400 U STATES			88200	59666	
	21300	9974	240872	139364	
FUR SKINS UNDRRESSED N O P	NO				2169
100 U KINGDOM	57426	117092	117785	217208	
309 BRAZIL			646	4231	
313 CHINA	79000	138970	188760	214450	
335 GERMANY W			200	1400	
352 MEXICO			600	1368	
380 USSR			12000	26249	
381 ALASKA			45	939	
400 U STATES	2484	23605	65359	512691	
	138910	279667	385395	978536	

IMPORTS INTO CANADA FOR CONSUMPTION

Articles and Countries from which Imported	MONTH OF JUNE 1957		SIX MONTHS ENDED JUNE 1957		Class Number
	Quantities	Values (\$)	Quantities	Values (\$)	
ASTRACHAN RUSSIAN HARE ORESSE					2171
RABBIT SKINS ORESSE N O P	002				2172
100 U KINGDOM	1250	3622	1350	3876	
306 BELGIUM	500	1470	8044	25466	
313 CHINA	2083	7136	6667	16767	
344 ITALY	55	415	55	415	
400 U STATES	30	284	97	549	
	3918	12927	16213	47073	
FUR SKINS ORESSE N O P					2173
100 U KINGDOM		15712		79637	
207 UN SO AFR		97		2853	
234 AUSTRALIA				223	
304 ARGENTINA		955		8519	
335 GERMANY W				2773	
344 ITALY		9325		9435	
386 URUGUAY				4991	
400 U STATES		391921		1270503	
		418010		1378934	
HATTERS FURS NOT ON THE SKIN	LB				2174
100 U KINGDOM			4300	20206	
234 AUSTRALIA	3000	17250	10200	53613	
306 BELGIUM	35	176	15985	42794	
327 FRANCE	5000	11040	21395	54613	
335 GERMANY W	945	4457	15350	45425	
344 ITALY			900	1961	
372 SPAIN	9171	21253	24021	53631	
400 U STATES	7275	41108	69925	318746	
	25426	95284	162076	590989	
FUR SKINS SHEEP ORESSE					2175
100 U KINGDOM				1505	
400 U STATES		15815		76058	
		15815		77563	
MANUFACTURES OF FUR N O P					2181
100 U KINGDOM		8936		18118	
231 HONG KONG		150		150	
234 AUSTRALIA		146		271	
327 FRANCE				1635	
335 GERMANY W				1366	
336 GREECE				184	
344 ITALY				470	
347 JAPAN		825		888	
354 NETHRLNDS		123		123	
365 POLAND				603	
372 SPAIN				62	
375 SWEDEN				56	
376 SWITZRLND				165	
400 U STATES		53791		339620	
		63971		363711	
BRISTLES ANIMAL	LB				2191
100 U KINGDOM	31517	66933	130411	366449	
231 HONG KONG			133	279	
327 FRANCE			3407	9436	
335 GERMANY W			2509	6026	
347 JAPAN	400	459	400	459	
354 NETHRLNDS	4083	4818	36522	66933	
400 U STATES	1545	2189	6815	12453	
	37545	74399	180197	462035	
HAIR UNMANUFACTURED	LB				2192
100 U KINGDOM	50	838	50	838	
317 CZECHO S			11	250	
335 GERMANY W			41	736	
352 MEXICO	5498	1553	5498	1553	
354 NETHRLNDS			100000	31200	
400 U STATES	104012	15244	855436	171140	
	109560	17635	961036	205717	
HORSE HAIR	LB				2193
100 U KINGDOM			534	1388	
304 ARGENTINA			435	923	
352 MEXICO			951	1358	
400 U STATES	2394	4339	45618	68145	
	2394	4339	47538	71814	
HAIR CURLED DYED N O P					2194
100 U KINGDOM		148		3308	
335 GERMANY W				1970	
400 U STATES		371		5469	
		519		10747	
MANUFACTURES OF HAIR N O P					2195
100 U KINGDOM		2908		7600	
231 HONG KONG		763		4783	
313 CHINA		824		7784	
327 FRANCE		891		2663	
335 GERMANY W		231		1077	
400 U STATES		2512		14312	
		8129		38219	
HORSE HIDES	NO				2200
100 U KINGDOM	500	4000	700	5652	
400 U STATES			1305	9586	
	500	4000	2005	15238	
CALF SKINS AND KIPS RAW	NO				2201
344 ITALY			2000	13648	
354 NETHRLNDS			15000	43145	
375 SWEDEN			500	1610	
376 SWITZRLND			4737	36924	
400 U STATES	62059	175008	368974	1037378	
	62059	175008	391211	1132705	

IMPORTS INTO CANADA FOR CONSUMPTION

Articles and Countries from which Imported	MONTH OF JUNE 1957		SIX MONTHS ENDED JUNE 1957		Class Number
	Quantities	Values (\$)	Quantities	Values (\$)	
CATTLE HIDES RAW	NO				2202
236 NEW ZEAL			300	2792	
400 U STATES	24155	124573	314870	1662583	
	24155	124573	315170	1665375	
SHEEP SKINS RAW	NO				2203
100 U KINGDOM			1956	1851	
207 UN SO AFR	6000	9999	6000	9999	
304 ARGENTINA	1797	3709	3425	5507	
400 U STATES	69757	100284	370084	500755	
	77554	113992	381465	518112	
OTHER HIDES AND SKINS RAW NOP	NO				2204
335 GERMANY W			1692	2100	
359 NORWAY			200	450	
400 U STATES			1884	4332	
			3776	6882	
GOAT SKINS AND KID SKINS RAW	NO				2205
400 U STATES			9222	7925	
			9222	7925	
HIDE SECTIONS OR BELLIES	NO				2206
100 U KINGDOM			590	1161	
335 GERMANY W			200	3876	
384 P RICO			11060	41860	
400 U STATES	23474	17640	173110	154754	
	23474	17640	184960	201651	
LEATHER DRESSED KID					2210
100 U KINGDOM		46075		236296	
327 FRANCE				97	
335 GERMANY W				14243	
372 SPAIN		1352		20057	
400 U STATES		37001		194422	
		84428		465115	
BELTING LEATHER IN BUTTS					2211
100 U KINGDOM		5204		26384	
318 DENMARK				2294	
327 FRANCE				3848	
335 GERMANY W				102	
354 NETHRLNOS				1797	
389 IRELAND				427	
400 U STATES		8303		38732	
		13507		73564	
LEATHER TANNED M O P					2213
100 U KINGDOM		10220		66965	
215 INDIA		6706		20740	
234 AUSTRALIA		325		846	
236 NEW ZEAL				1141	
304 ARGENTINA				3744	
305 AUSTRIA				304	
306 BELGIUM				3937	
318 DENMARK				3871	
327 FRANCE		1025		13783	
354 NETHRLNOS				2020	
400 U STATES		11297		101599	
		29573		218950	
LEATHER DRESSED M O P					2215
100 U KINGDOM		56927		487979	
234 AUSTRALIA				2584	
236 NEW ZEAL				3438	
306 BELGIUM		138		1870	
309 BRAZIL		280		534	
327 FRANCE		20480		300924	
335 GERMANY W		2433		11470	
354 NETHRLNOS		60		2986	
376 SWITZRLND				77	
389 IRELAND		2387		6200	
400 U STATES		127151		849099	
		209856		1667161	
CHAMOIS SKIN					2216
100 U KINGDOM		31069		212933	
234 AUSTRALIA				1306	
327 FRANCE				212	
400 U STATES				579	
		31069		215030	
PATENT AND UPHOLSTERY LEATHER					2217
100 U KINGDOM		469		898	
400 U STATES		9043		103897	
		9512		104795	
SOLE LEATHER	LB				2218
100 U KINGDOM	800	355	9231	4208	
400 U STATES	27499	10002	170012	57509	
	28299	10357	179243	61717	
SCRAP LEATHER					2219
400 U STATES		3009		48864	
		3009		48864	
PIG MOROCCO ROLLER LEATHERS					2220
100 U KINGDOM		26410		179455	
318 DENMARK				156	
400 U STATES		1305		21440	
		27715		201051	
LEATHER FROM EAST INDIA KIP					2221
100 U KINGDOM		59847		448483	
400 U STATES		164		776	
		60011		449259	
LEATHER FOR GLOVES OR CLOTHING					2224
100 U KINGDOM		75887		544293	
335 GERMANY W		2003		2820	
375 SWEDEEN		87		662	

IMPORTS INTO CANADA FOR CONSUMPTION

Articles and Countries from which Imported	MONTH OF JUNE 1957		SIX MONTHS ENDED JUNE 1957		Class Number
	Quantities	Values (\$)	Quantities	Values (\$)	
400 U STATES		96728		939138	
LEATHER FOR UPHOLSTERY LEATHER		174705		1486913	
100 U KINGDOM		17593		86804	2225
400 U STATES		1788		8130	
CRUST OIL LEATHER FOR CHAMOIS		19381		94934	
100 U KINGDOM		2566		2934	2226
BOOTS AND SHOES PEGGED LEATHER	PAIR	2566		2934	
BOOTS AND SHOES MENS LEATHER	PAIR				2231
100 U KINGDOM	24995	124028	220359	1105760	2232
231 HONG KONG	222	186	3592	2221	
305 AUSTRIA			154	3385	
317 CZECHOS			900	2453	
326 FINLAND			6	63	
327 FRANCE	156	1059	1698	11721	
335 GERMANY W	2321	11263	9056	48774	
344 ITALY	4591	20001	22600	131581	
353 MOROCCO			50	147	
354 NETHRLNDS	369	1052	557	1882	
359 NORWAY	7	83	7	83	
360 ISRAEL			118	614	
376 SWITZRLND	189	2312	537	6354	
400 U STATES	5730	31697	48077	223733	
	38580	191681	307711	1538771	
BOOTS AND SHOES WOMENS LEATHER	PAIR				2233
100 U KINGDOM	5636	24235	65325	332739	
215 INDIA			148	294	
231 HONG KONG	72	52	2252	1575	
305 AUSTRIA			12	92	
306 BELGIUM			801	6551	
327 FRANCE			139	902	
335 GERMANY W	1181	5441	7990	38521	
344 ITALY	1770	7094	28565	125517	
347 JAPAN			12024	4235	
352 MEXICO			5435	6663	
354 NETHRLNDS			697	2323	
372 SPAIN			234	516	
376 SWITZRLND	183	1550	4727	37719	
383 HAWAII			216	389	
400 U STATES	23627	82827	316179	1197680	
	32469	121199	444744	1755716	
BOOTS SHOES CHILDRENS LEATHER	PAIR				2234
100 U KINGDOM	4524	5199	168902	150673	
231 HONG KONG	1620	1063	3648	2058	
305 AUSTRIA	108	804	108	804	
335 GERMANY W	209	782	2347	7524	
344 ITALY	548	1511	1250	2099	
347 JAPAN			6012	1658	
354 NETHRLNDS	82	116	2427	2677	
400 U STATES	6328	12268	49755	80673	
	13419	21743	234449	248166	
GARMENTS LEATHER					2235
100 U KINGDOM		243		3756	
306 BELGIUM				136	
335 GERMANY W				331	
344 ITALY		181		366	
354 NETHRLNDS		2352		2352	
400 U STATES		4612		12102	
		7388		19043	
GLOVES MITTS LEATHER N O P					2236
100 U KINGDOM		21518		110947	
216 PAKISTAN				1119	
317 CZECHOS				304	
327 FRANCE		3970		25800	
335 GERMANY W		2246		7622	
344 ITALY		1542		5642	
347 JAPAN		4453		16546	
354 NETHRLNDS				356	
372 SPAIN				356	
375 SWEDEN		255		255	
376 SWITZRLND				479	
400 U STATES		6629		48881	
		40613		218307	
GLOVES OF KID WOMENS					2237
100 U KINGDOM				1825	
306 BELGIUM		134		1462	
327 FRANCE		3000		93087	
335 GERMANY W		575		34413	
344 ITALY		2522		5249	
400 U STATES				63	
		6231		136099	
HARNESS AND SADDLERY					2238
100 U KINGDOM		8332		47992	
322 EGYPT				168	
335 GERMANY W		831		1638	
352 MEXICO		770		864	
354 NETHRLNDS				166	
400 U STATES		27812		134833	
		37745		185661	
LEATHER BELTING					2239
100 U KINGDOM		3550		10295	
318 DENMARK		526		1237	
327 FRANCE				178	

IMPORTS INTO CANADA FOR CONSUMPTION

Articles and Countries from which Imported	MONTH OF JUNE 1957		SIX MONTHS ENDED JUNE 1957		Class Number
	Quantities	Values (\$)	Quantities	Values (\$)	
335 GERMANY W				922	
347 JAPAN		53		53	
354 NETHRLNDS				2186	
400 U STATES		1624		22822	
		5753		37693	
MFRS OF LEATHER OR RAWHIDE NOP					2241
100 U KINGDOM		10011		69036	
216 PAKISTAN		381		641	
231 HONG KONG				242	
305 AUSTRIA		288		356	
306 BELGIUM				57	
327 FRANCE		51		535	
335 GERMANY W		1346		8789	
344 ITALY		3405		12292	
347 JAPAN		116		1870	
353 MOROCCO				102	
354 NETHRLNDS				761	
372 SPAIN				728	
375 SWEDEN				254	
376 SWITZRLND		172		1576	
388 YUGO SLAV				3122	
400 U STATES		53494		331609	
		69264		431970	
SOLES AND HEELS LEATHER					2243
100 U KINGDOM		2143		15803	
400 U STATES		5380		49157	
		7523		64960	
SHOE LIFTS AND WELTING LEATHER					2244
100 U KINGDOM		227		2527	
400 U STATES		5079		25771	
		5306		28298	
STRAPS LEATHER					2245
100 U KINGDOM		7156		37133	
231 HONG KONG				1504	
327 FRANCE		125		1218	
335 GERMANY W		3419		11639	
344 ITALY				563	
347 JAPAN		75		1809	
354 NETHRLNDS				383	
375 SWEDEN				85	
376 SWITZRLND		569		10115	
400 U STATES		5697		64864	
		17041		129313	
BICYCLE SADDLES					2246
100 U KINGDOM	NO	1653	1531	24448	18465
335 GERMANY W		17168	9351	57658	32394
347 JAPAN		200	163	650	521
354 NETHRLNDS				14065	11254
400 U STATES		664	1135	11584	11922
		19685	12180	108405	74566
BEEF AND VEAL FRESH					2251
100 U KINGDOM	LB	716	289	716	289
234 AUSTRALIA		7671	1478	73583	11360
236 NEW ZEAL		7760	1752	692800	133632
381 ALASKA				10751	6097
400 U STATES		254084	119162	2329172	898127
		270231	122681	3107022	1049505
MUTTON AND LAMB FRESH					2252
100 U KINGDOM	LB	150	60	150	60
234 AUSTRALIA				3328855	698296
236 NEW ZEAL		39289	9770	4313199	898182
381 ALASKA				205	167
400 U STATES		158615	66957	506117	186302
		198054	76787	8148526	1783007
PORK FRESH					2253
234 AUSTRALIA	LB	2460	1048	46500	20427
236 NEW ZEAL				51867	16310
		2460	1048	98367	36737
POULTRY NOP GAME					2254
PARTRIDGE	LB				
234 AUSTRALIA		9960	2651	28240	9519
381 ALASKA				155	101
400 U STATES		117498	39516	583592	212784
		127458	42167	611987	222404
MEATS FRESH N O P					2257
231 HONG KONG	LB	132	75	132	75
316 CUBA		200	307	1940	2978
352 MEXICO		540	789	1260	1746
400 U STATES		6485	3492	35793	26293
		7357	4663	39125	31092
EDIBLE OFFAL FRESH					2258
234 AUSTRALIA	LB	5799	2452	153494	55678
236 NEW ZEAL				189	63
400 U STATES		602444	74810	2131305	271381
		608243	77262	2284988	327122
CHICKENS AND FOWL					2259
381 ALASKA	LB			376	259
400 U STATES		628139	159084	3105946	804202
		628139	159084	3106322	804461
TURKEYS					2260
381 ALASKA	LB			392	174
400 U STATES		1443528	512605	4085502	1514068
		1443528	512605	4085894	1514242
BACON HAMS OTHER PORK PREPARED					2261
400 U STATES	LB	60207	26546	160548	74264
		60207	26546	160548	74264

IMPORTS INTO CANADA FOR CONSUMPTION

Articles and Countries from which Imported	MONTH OF JUNE 1957		SIX MONTHS ENDED JUNE 1957		Class Number
	Quantities	Values (\$)	Quantities	Values (\$)	
BEEF PICKLED	LB				2263
400 U STATES	1226297	251302	5869521	1126266	
	1226297	251302	5869521	1126266	
CANNED MEATS POULTRY GAME NOP	LB				2264
100 U KINGDOM	55303	16862	788078	184402	
231 HONG KONG			759	702	
234 AUSTRALIA	24000	3752	106434	21333	
236 NEW ZEAL			36000	15541	
304 ARGENTINA	10800	2076	36060	6983	
318 DENMARK	21981	10844	99603	60078	
327 FRANCE	1327	2650	14654	16587	
335 GERMANY W			6896	1676	
347 JAPAN	432	436	432	436	
354 NETHRLNDS	2685	753	15918	4834	
359 NORWAY			116	67	
400 U STATES	530764	137899	1885542	527609	
	647292	175272	2990492	840248	
EXTRACTS OF MEAT FLUID BEEF	LB				2265
100 U KINGDOM			29542	24151	
234 AUSTRALIA			55860	73068	
236 NEW ZEAL			11200	17916	
304 ARGENTINA	2800	3170	10192	11663	
362 PARAGUAY			2471	450	
386 URUGUAY			224	484	
400 U STATES			357	357	
	2800	3170	109846	128089	
MEATS PREPARED NOT CANNED	LB				2266
400 U STATES	8645	4664	147397	103625	
	8645	4664	147397	103625	
PORK BARRELLED IN BRINE	LB				2267
PORK DRY SALTED	LB				2268
SAUSAGE	LB				2269
381 ALASKA			686	266	
400 U STATES	5191	3212	29939	18905	
	5191	3212	30625	19171	
SOUPS SOUP PREPARATIONS N D P					2270
100 U KINGDOM				1871	
318 DENMARK				152	
335 GERMANY W		95		95	
354 NETHRLNDS		733		9142	
362 PARAGUAY				14399	
376 SWITZRLND		6999		59546	
381 ALASKA				119	
400 U STATES		22344		332925	
		30171		418249	
MEAT PIES FROZEN	LB				2271
400 U STATES	142811	52823	819575	314714	
	142811	52823	819575	314714	
COMPLETE DINNERS MEAT FROZEN	LB				2272
400 U STATES	21512	8979	412027	291340	
	21512	8979	412027	291340	
BEEF CANNED N D P	LB				2273
100 U KINGDOM			240	63	
234 AUSTRALIA	111636	32347	577834	148935	
304 ARGENTINA	2250	516	51750	12185	
318 DENMARK			7950	6053	
335 GERMANY W			117	56	
354 NETHRLNDS	1930	430	2876	684	
400 U STATES	1627	2221	5857	6136	
	117443	35514	646624	174112	
CORNED BEEF CANNED	LB				2274
234 AUSTRALIA	249100	78198	1321733	429288	
304 ARGENTINA	740070	168553	3076530	700478	
327 FRANCE	10510	3113	81874	22100	
362 PARAGUAY			111600	30289	
386 URUGUAY	225000	49638	684000	151127	
	1224680	299502	5275737	1333282	
MILK SKIM POWDERED	LB				2280
100 U KINGDOM			2011146	225379	
234 AUSTRALIA			259000	29032	
236 NEW ZEAL			2666130	264231	
316 CUBA			321500	24704	
400 U STATES	317634	47956	713487	104530	
	317634	47956	5971263	647876	
MILK AND CREAM FRESH	GAL				2281
318 DENMARK	797	2076	6377	17087	
400 U STATES	866	5013	3285	18179	
	1663	7089	9662	35266	
BUTTER	LB				2282
400 U STATES			40440	24116	
			40440	24116	
CASEIN	LB				2283
400 U STATES			15190	5422	
			15190	5422	
CHEESE	LB				2284
100 U KINGDOM	2692	1394	34984	15065	
236 NEW ZEAL			1800	572	
304 ARGENTINA	10754	3972	31765	12029	
305 AUSTRIA			23834	9660	
318 DENMARK	137170	53206	942699	357374	
326 FINLAND	1475	462	8155	2359	

* Imported for use in the manufacture of sweetened condensed milk for export and not for consumption in Canada.

IMPORTS INTO CANADA FOR CONSUMPTION

Articles and Countries from which Imported	MONTH OF JUNE 1957		SIX MONTHS ENDED JUNE 1957		Class Number
	Quantities	Values (\$)	Quantities	Values (\$)	
327 FRANCE	39530	20964	209346	109022	
335 GERMANY	1972	1077	34088	16292	
336 GREECE			10637	3108	
344 ITALY	136956	58666	936827	445083	
354 NETHRLNDS	69991	28159	437656	172986	
359 NORWAY	5120	2041	18594	8148	
375 SWEDEN			1162	402	
376 SWITZRLND	141132	77886	889102	512426	
400 U STATES	49896	36510	723252	376600	
	596688	284337	4303901	2041126	
MILK CONDENSED OR EVAPORATED	LB				2285
100 U KINGDOM			800	145	
381 ALASKA			1560	197	
400 U STATES	2400	764	24081	5872	
	2400	764	26441	6214	
MILK WHOLE POWDERED	LB				2286
100 U KINGDOM			22400	5671	
354 NETHRLNDS			641	309	
389 IRELAND	22400	5570	44800	11260	
400 U STATES	5190	3006	21255	12412	
	27590	8576	89096	29652	
DRIED WHEY DRIED BUTTERMILK	LB				2287
400 U STATES	40705	3247	313993	25938	
	40705	3247	313993	25938	
OLEIC ACID OR RED OIL	LB				2288
400 U STATES	9726	1873	88880	16873	
	9726	1873	88880	16873	
STEARIC ACID	LB				2289
100 U KINGDOM	77492	11630	156908	23540	
400 U STATES	8210	1321	188518	30446	
	85702	12951	345426	53986	
LARD OIL	GAL				2291
400 U STATES	121	230	3484	6903	
	121	230	3484	6903	
NEATS FOOT OIL	GAL				2292
ANIMAL OIL N O P	GAL				2293
100 U KINGDOM			2892	1893	
335 GERMANY			1102	5051	
400 U STATES	45	119	6592	9506	
	45	119	10586	16450	
COD LIVER OIL	GAL				2294
100 U KINGDOM	4500	5742	35100	51646	
359 NORWAY	7330	10223	12230	18385	
400 U STATES			537	948	
	11830	15965	47867	70979	
FISH OIL M O P	GAL				2295
347 JAPAN			6923	44726	
400 U STATES	27863	23702	245587	215262	
	27863	23702	252510	259988	
SEAL OIL	GAL				2296
WHALE AND SPERMACETI OIL	GAL				2297
100 U KINGDOM			2310	3943	
359 NORWAY			900	950	
400 U STATES	200	525	9867	13954	
	200	525	13077	18847	
HALIBUT LIVER OIL					2298
FISH OIL CONCENTRATED					2299
400 U STATES				897	
				897	
FISH OIL FOR FORTIFYING					2300
100 U KINGDOM				2880	
347 JAPAN		5744		55388	
400 U STATES				29546	
		5744		87814	
BEESWAX	LB				2302
100 U KINGDOM	857	571	1512	963	
304 ARGENTINA	11023	6644	22046	13368	
309 BRAZIL			11178	7497	
312 CHILE	6557	4155	30803	19607	
316 CUBA	4950	3136	11155	6948	
338 HAITI	5311	3467	13675	8927	
354 NETHRLNDS			458	132	
400 U STATES	14422	8699	104280	69856	
	43120	26672	195107	127298	
CANDLES N O P	LB				2303
100 U KINGDOM	494	338	5624	2132	
318 DENMARK	945	398	1393	599	
335 GERMANY			160	71	
360 ISRAEL			540	108	
400 U STATES	3290	1139	22688	8357	
	4729	1875	30405	11267	
GREASE AND DEGRAS	CWT				2304
100 U KINGDOM	284	1476	1257	10572	
354 NETHRLNDS			50	2189	
400 U STATES	8993	70906	78924	609213	
	9277	72382	80231	622674	
LARD AND COMPOUNDS STEARINE	LB				2307
100 U KINGDOM			573028	104364	
400 U STATES	2044778	221882	11081851	1358859	
	2044778	221882	11654879	1463223	
TALLOW	LB				2308
400 U STATES			160517	12803	
			160517	12803	

IMPORTS INTO CANADA FOR CONSUMPTION

Articles and Countries from which imported	MONTH OF JUNE 1957		SIX MONTHS ENDED JUNE 1957		Class Number
	Quantities	Values (\$)	Quantities	Values (\$)	
EGG ALBUMEN DRIED POWDERED ETC 100 U KINGDOM 313 CHINA 400 U STATES	LB 35659 35659	 40023 40023	 39 11100 95829 106968	 68 11028 117309 128405	2315
EGG YOLK DRIED POWDERED ETC	LB				2316
EGGS WHOLE DRIED POWDERED ETC 313 CHINA 400 U STATES	LB		39000 2973 41973	23767 3043 26810	2317
GELATINE INEDIBLE PHOTOGRAPHIC 400 U STATES	LB 39740 39740	60574 60574	118786 118786	166901 166901	2320
ANIMAL GLANDS FOR MEDICINE 400 U STATES		792 792		5579 5579	2321
BLOOD ALBUMEN AND BLOOD DRIED 400 U STATES		374 374		3029 3029	2324
EGGS IN THE SHELL 100 U KINGDOM 231 HONG KONG 381 ALASKA 400 U STATES	DOZ 8 6824 120 37228 44180	67 3316 82 64464 67929	8 29008 6930 473218 509164	67 16535 3486 1149660 1169748	2325
EGGS YOLK OR ALBUMEN FROZEN 354 NETHRLNDS 400 U STATES	LB 33343 33343	12053 12053	500 48578 49078	481 23375 23856	2326
GELATINE CAPSULES EMPTY 400 U STATES		24374 24374		243432 243432	2328
GELATINE EDIBLE 100 U KINGDOM 234 AUSTRALIA 306 BELGIUM 318 DENMARK 327 FRANCE 344 ITALY 354 NETHRLNDS 400 U STATES	LB 67360 4850 2240 26984 126920 228354	29472 2443 1053 10863 74299 118130	270784 157395 22146 8960 57888 110 9860 434262 961405	122579 59649 9160 4111 23395 109 4201 264824 488028	2329
GELATINE M O P 100 U KINGDOM 306 BELGIUM 400 U STATES	LB 78400 2730 81130	18848 1223 20071	146920 133 127363 274416	37866 61 47032 84959	2331
GLUE ANIMAL POWDERED OR SHEET 100 U KINGDOM 234 AUSTRALIA 375 SWEDEN 400 U STATES	LB 170952 456451 627403	32658 83952 116610	914044 39200 2240 1249292 2204783	154510 6186 318 237477 398491	2332
GLUE M O P 100 U KINGDOM 375 SWEDEN 400 U STATES	LB 2202 2202	1371 1371	10642 4409 30826 45877	1579 2152 16991 20722	2333
GUT AND MANUFACTURES N O P 100 U KINGDOM 234 AUSTRALIA 327 FRANCE 400 U STATES		83 141 1318 1542		4317 5476 1321 10097 21211	2336
HONEY 100 U KINGDOM 224 JAMAICA 354 NETHRLNDS 388 YUGO SLAV 400 U STATES	LB 909 714 125213 126836	524 236 21228 21988	2225 640 5455 330 2606968 2615618	1387 137 1727 125 387211 390587	2337
MANURES ANIMAL 400 U STATES	CWT 2025 2025	3205 3205	29717 29717	47278 47278	2338
MUSK IN PODS OR GRAINS 231 HONG KONG 400 U STATES	OZ 229 229	6648 6648	800 5 805	25578 312 25890	2339
RENNET RAW AND PREPARED 400 U STATES	LB 50454 50454	27294 27294	150252 150252	70758 70758	2340
SAUSAGE CASINGS UNCLEANED 400 U STATES	LB 22480 22480	4320 4320	126120 126120	23895 23895	2341
SAUSAGE CASINGS CLEANED 100 U KINGDOM 234 AUSTRALIA 236 NEW ZEAL 335 GERMANY W 354 NETHRLNDS 400 U STATES	LB 18933 26420 4390 49743	45820 73909 1699 121428	20125 203453 749543 2824 280 35435 1011660	66598 316207 1803272 5142 488 30218 2221925	2342
TANKAGE 236 NEW ZEAL 400 U STATES	CWT 9628 9628	18407 18407	219 63798 64017	1707 116164 117871	2343

IMPORTS INTO CANADA FOR CONSUMPTION

Articles and Countries from which Imported	MONTH OF JUNE 1957		SIX MONTHS ENDED JUNE 1957		Class Number
	Quantities	Values (\$)	Quantities	Values (\$)	
ANIMAL PRODUCTS N O P					2344
100 U KINGDOM		968		2934	
231 HONG KONG				4552	
327 FRANCE		131		1089	
335 GERMANY W		132		438	
347 JAPAN		438		7552	
352 MEXICO				768	
354 NETHRLNDS				290	
400 U STATES		23330		197396	
		24999		215019	
HORSE MEAT AND MEAT FOR FEED	CWT				2345
400 U STATES	2161	16344	18620	132880	
	2161	16344	18620	132880	
DOG FOOD AND PET STOCK FOOD					2347
100 U KINGDOM		285		6047	
231 HONG KONG				203	
306 BELGIUM				63	
335 GERMANY W				594	
400 U STATES		27526		152717	
		27811		159624	
TARIFF 206 254 635 679 686 699					2348
352 MEXICO		153		153	
400 U STATES				3022	
		153		3175	

IMPORTS INTO CANADA FOR CONSUMPTION

Articles and Countries from which Imported	MONTH OF JUNE 1957		SIX MONTHS ENDED JUNE 1957		Class Number
	Quantities	Values (\$)	Quantities	Values (\$)	
GROUP 3					
FIBRES TEXTILES AND PRODUCTS					
RAW COTTON					
215 INDIA	CWT		497	12978	3001
216 PAKISTAN	820	20017	820	20017	
352 MEXICO	504	15594	3512	105319	
363 PERU	1465	60306	1516	62901	
400 U STATES	138180	3942759	930631	26916861	
	140969	4038676	936976	27118076	
COTTON LINTERS N O P	LB				3002
309 BRAZIL			51256	6494	
323 EL SALVD	40337	2771	659494	49162	
352 MEXICO	69760	4497	228270	13679	
358 NICARAGUA			250102	18085	
380 USSR			111413	8815	
392 SYRIA			2092355	118310	
400 U STATES	1217700	88399	10435960	769091	
	1327797	95667	13828870	983636	
COTTON LINTERS FOR PAPER	LB				3003
BATTS-BATTING WADDING COTTON	LB				3004
100 U KINGDOM			90	54	
400 U STATES	100747	53928	466154	254340	
	100747	53928	466244	254394	
CARDED SLIVER COTTON FIBRES	LB				3005
COTTON THREAD	LB				3009
100 U KINGDOM	3458	6370	16362	40124	
317 CZECHO S	1416	1580	20892	19947	
335 GERMANY W	2912	3013	2957	3160	
344 ITALY			2861	5009	
354 NETHRLNDS			252	595	
376 SWITZRLND	247	458	3711	7738	
400 U STATES	42004	67000	335490	529400	
	50037	76421	382525	605973	
COTTON YARNS SINGLES N O P	LB				3011
100 U KINGDOM	9188	12257	93941	108155	
400 U STATES	5796	5946	173426	155218	
	14984	18203	267367	263373	
YARNS SINGLES FOR KNIT GOODS	LB				3012
100 U KINGDOM	1366	1258	8108	8112	
400 U STATES	55758	50810	368709	294486	
	57124	52068	376817	302598	
COTTON YARNS N O P	LB				3013
100 U KINGDOM	10857	6313	67322	54083	
335 GERMANY W			20	77	
354 NETHRLNDS			254	225	
400 U STATES	123101	87976	980562	795801	
	133958	94289	1048158	850186	
CROCHET KNITTING COTTON N O P	LB				3014
100 U KINGDOM	225	1027	828	3726	
327 FRANCE	835	3553	6162	31155	
400 U STATES	9986	12954	63660	90906	
	11046	17534	70650	125787	
CORDS AND TWINE COTTON N O P	LB				3015
100 U KINGDOM	8746	4554	53897	26961	
400 U STATES	27633	27044	132449	131831	
	36379	31598	186346	158792	
COTTON YARNS TINSEL THREAD	LB				3017
100 U KINGDOM			126	239	
327 FRANCE			40	389	
400 U STATES	535	2085	28217	81576	
	535	2085	28383	82204	
MERCERIZED YARNS 40 AND FINER	LB				3018
100 U KINGDOM	3573	8901	14031	31735	
400 U STATES	610	1161	3920	6834	
	4183	10062	17951	38569	
COTTON YARNS HANKS FOR THREAD	LB				3019
100 U KINGDOM	66209	102923	577526	907392	
305 AUSTRIA			8580	17018	
389 IRELAND			50	66	
400 U STATES	22884	35523	230184	336190	
	89093	138446	816340	1260666	
COTTON YARN 2 PLY 80 AND FINER	LB				3020
100 U KINGDOM			4956	22514	
			4956	22514	
COTTON YARN SINGLES FOR THREAD	LB				3021
100 U KINGDOM	120711	151688	760278	957177	
400 U STATES			516	495	
	120711	151688	760794	957672	
COTTON YARN TO BE MERCERIZED	LB				3022
100 U KINGDOM	10660	21439	63674	117955	
400 U STATES	1418	1341	74974	78998	
	12078	22780	138648	196953	
COTTON YARNS SINGLES 20 TO 40	LB				3023
100 U KINGDOM	44253	47828	284066	307550	
400 U STATES			32358	22978	
	44253	47828	316424	330528	
COLOURED COT FAB N O P OVER 80 C	LB				3026
100 U KINGDOM	54453	110483	398764	800945	
215 INDIA	300	329	14023	16826	

IMPORTS INTO CANADA FOR CONSUMPTION

Articles and Countries from which Imported	MONTH OF JUNE 1957		SIX MONTHS ENDED JUNE 1957		Class Number
	Quantities	Values (\$)	Quantities	Values (\$)	
305 AUSTRIA	3499	4709	14991	26059	
306 BELGIUM	24222	27084	276966	278821	
317 CZECHO S	20568	22535	211484	220559	
318 DENMARK	107	270	18089	36008	
327 FRANCE	3406	8051	23612	65824	
335 GERMANY W	40259	65396	334901	648598	
344 ITALY	1439	5776	28655	86076	
347 JAPAN	76051	75427	531672	633487	
354 NETHRLNDS	95159	144143	509782	788920	
365 POLAND	15253	16456	25782	28170	
372 SPAIN	35	181	11184	14070	
375 SWEDEN	422	787	1329	2769	
376 SWITZRLND	1140	3425	24654	98975	
383 HAWAII			500	945	
400 U STATES	1367893	1826073	12010994	17565337	
	1704206	2311125	14437382	21312389	
COLORED COT FAB NOP 50 TO 80 C	LB				3027
100 U KINGDOM	5262	3650	23413	15769	
215 INDIA	145498	82848	757857	432975	
231 HONG KONG	4080	2908	4080	2908	
306 BELGIUM	9284	7160	162320	124765	
313 CHINA	9737	5477	9737	5477	
317 CZECHO S	18147	13797	67427	49836	
335 GERMANY W	4036	2803	12002	8634	
344 ITALY	3180	1915	12824	7859	
347 JAPAN	5850	4410	82399	59402	
354 NETHRLNDS			6686	4670	
365 POLAND			40695	24701	
400 U STATES	73037	50765	613746	426381	
	278111	175733	1793186	1163377	
COLORED COT FAB NOP UNDER 50 C	LB				3028
100 U KINGDOM	2239	1033	8806	4121	
215 INDIA	135409	59914	438934	199959	
344 ITALY			384	154	
365 POLAND			19564	8345	
400 U STATES	5192	1903	48294	19162	
	142840	62850	515982	231741	
COTTON DENIMS	LB				3029
100 U KINGDOM			838	976	
215 INDIA	7642	4748	51836	29330	
400 U STATES	197834	136360	1639310	1143167	
	205476	141108	1691984	1173473	
HANDKERCHIEF COTTON BLEACHED	LB				3030
100 U KINGDOM	2323	4066	11010	17085	
347 JAPAN			12431	12460	
400 U STATES			74	162	
	2323	4066	23515	29707	
COTTON FABRIC NOT BLEACHED NOP	LB				3031
100 U KINGDOM	4472	5325	43324	53542	
215 INDIA	404523	173826	1605055	698849	
216 PAKISTAN			21921	10565	
224 JAMAICA	70432	44165	268428	172935	
231 HONG KONG			2687	1615	
305 AUSTRIA			16913	13694	
306 BELGIUM	5014	3504	39505	26052	
313 CHINA	30043	13179	30043	13179	
317 CZECHO S	9231	7483	33438	27085	
347 JAPAN	20131	15653	560594	412047	
354 NETHRLNDS	5743	3545	26459	15840	
365 POLAND			7746	4450	
376 SWITZRLND			76	249	
400 U STATES	516639	348586	5198486	3766930	
	1066228	615266	7854675	5217032	
CANTON FLANNELS NOT COLOURED	LB				3032
100 U KINGDOM	741	1163	65418	129471	
215 INDIA	5801	3549	23339	14371	
306 BELGIUM			9173	5561	
317 CZECHO S	2161	4344	6601	7907	
335 GERMANY W			449	622	
347 JAPAN	59819	51229	357733	343445	
354 NETHRLNDS			9067	7814	
365 POLAND	6275	4397	221357	137545	
376 SWITZRLND			330	1233	
400 U STATES	37026	42371	485076	593457	
	111823	107053	1178543	1241426	
TOWELLING IN THE WEB	LB				3033
100 U KINGDOM	84	115	319	361	
215 INDIA	12245	7066	24477	14489	
231 HONG KONG			2500	1625	
347 JAPAN			390	258	
400 U STATES	1762	1725	16529	15393	
	14091	8906	44215	32126	
VOILES SCRIMS NOT COLOURED	LB				3034
100 U KINGDOM	100	181	3116	8053	
215 INDIA	6829	3810	19034	11697	
231 HONG KONG			4543	3148	
347 JAPAN			27942	26309	
354 NETHRLNDS	3775	6003	15017	13864	
376 SWITZRLND	113	660	3563	16166	
400 U STATES	12698	14407	124367	146276	
	23515	25061	197582	225513	
COTTON FABRICS BLEACHED N O P	LB				3035
100 U KINGDOM	7491	10405	43408	64602	
215 INDIA			2816	1540	
306 BELGIUM	698	642	4202	3820	
317 CZECHO S	1050	691	1220	1017	

IMPORTS INTO CANADA FOR CONSUMPTION

Articles and Countries from which Imported	MONTH OF JUNE 1957		SIX MONTHS ENDED JUNE 1957		Class Number
	Quantities	Values (\$)	Quantities	Values (\$)	
335 GERMANY W	218	212	1271	1631	
347 JAPAN			1399	1048	
354 NETHRLNDS	6713	7695	20795	21248	
365 POLAND			8684	5377	
376 SWITZRLND	28	140	743	2722	
400 U STATES	17481	21568	228140	295923	
	33679	41353	312678	398928	
COTTON CHEESECLOTH AND GAUZE	LB				3036
100 U KINGDOM	6171	8129	44353	55614	
335 GERMANY W	76	54	166	212	
347 JAPAN	490	436	7722	6278	
400 U STATES	307144	276237	2050219	1607526	
	313881	284856	2102460	1669630	
POPLIN BLEACHED NOT COLOURED	LB				3037
100 U KINGDOM	28512	53026	72973	146329	
347 JAPAN	5028	5491	201554	205963	
354 NETHRLNDS			6803	11774	
376 SWITZRLND			510	2094	
400 U STATES	4399	6874	66797	78321	
	37939	65391	348637	444481	
COTTON FABRICS COUNT 100	LB				3039
100 U KINGDOM	54114	196614	345867	1166334	
400 U STATES			491	1251	
	54114	196614	346358	1167585	
COTTON FABRICS CUT PILE W O P	LB				3040
100 U KINGDOM	75	241	817	2073	
335 GERMANY W	5043	16523	25296	61387	
400 U STATES	5008	8678	24238	43051	
	10126	25442	50351	106511	
COTTON FABRIC FOR TYPE RIBBON	LB				3041
100 U KINGDOM	16516	63030	76146	299026	
354 NETHRLNDS			580	1618	
400 U STATES	399	4978	2599	28184	
	16915	68008	79325	328828	
COTTON FABRIC BILLIARD CLOTH	LB				3042
100 U KINGDOM			249	974	
400 U STATES			458	818	
			707	1792	
SAILCLOTH EGYPTIAN COTTON	LB				3043
100 U KINGDOM	825	2006	4161	10313	
	825	2006	4161	10313	
FILTER CLOTH FOR MINING	LB				3044
400 U STATES			1186	1595	
			1186	1595	
COTTON FABRIC KNITTED	LB				3045
100 U KINGDOM	54874	48123	212180	212424	
335 GERMANY W			28	114	
400 U STATES	49982	74228	381294	583917	
	104856	122351	593502	796455	
COTTON SHADOW CRETONNES	LB				3046
100 U KINGDOM			77	203	
400 U STATES			1653	952	
			1730	1155	
COTTON GABARDINES	LB				3047
100 U KINGDOM	6694	23872	31591	100175	
400 U STATES	67	107	1889	2255	
	6761	23979	33480	102430	
COTTON FABRICS BO TO 99 COUNT	LB				3048
100 U KINGDOM	2660	8859	20462	67016	
	2660	8859	20462	67016	
COTTON FABRICS CUT WEFT PILE	LB				3049
100 U KINGDOM	25108	71122	48212	135573	
306 BELGIUM	136	192	264	585	
317 CZECHO S			11173	10295	
327 FRANCE			74	467	
335 GERMANY W	1266	3401	1697	4617	
344 ITALY	525	1270	1589	4238	
347 JAPAN	39917	58161	187573	255526	
354 NETHRLNDS			106	161	
400 U STATES	61866	91453	293877	431333	
	128818	225599	544565	842795	
COTTON FABRICS FOR BOOK COVERS	LB				3050
100 U KINGDOM	4603	6749	60474	62596	
400 U STATES	5263	5732	48114	52634	
	9866	12481	108588	115230	
LACE NOT COLOURED FOR CLOTHING	LB				3051
100 U KINGDOM	451	1498	6414	15714	
305 AUSTRIA	13552	37774	89492	299838	
306 BELGIUM			19	198	
327 FRANCE	1418	6113	10883	48934	
335 GERMANY W			681	1840	
344 ITALY			22	657	
347 JAPAN	3400	4121	13299	14186	
354 NETHRLNDS	80	210	80	210	
376 SWITZRLND	454	3392	18895	65996	
400 U STATES	5076	29047	41916	246423	
	24431	82155	181701	693996	
LACE COLOURED FOR CLOTHING	LB				3052
100 U KINGDOM			149	971	
305 AUSTRIA			87	690	
317 CZECHO S			448	736	
327 FRANCE	171	1399	1019	7869	
335 GERMANY W			273	646	
344 ITALY			45	450	
376 SWITZRLND	63	391	649	5281	
400 U STATES	1547	6142	12519	64017	
	1781	7932	15189	80660	

IMPORTS INTO CANADA FOR CONSUMPTION

Articles and Countries from which Imported	MONTH OF JUNE 1957		SIX MONTHS ENDED JUNE 1957		Class Number
	Quantities	Values (\$)	Quantities	Values (\$)	
EMBROIDERIES COTTON N O P	LB				3053
100 U KINGDOM	318	715	3962	6899	
215 INDIA			120	261	
231 HONG KONG			35	84	
305 AUSTRIA	18	135	802	3785	
306 BELGIUM			83	364	
327 FRANCE	45	365	384	2103	
344 ITALY	20	72	30	270	
354 NETHRLNDS	39	151	332	1389	
376 SWITZRLND	133	2919	5031	37805	
400 U STATES	422	1816	2202	12333	
	995	6173	12981	65293	
LACE BOBBINET NETS COTTON N O P	LB				3054
100 U KINGDOM	901	1617	9380	19082	
215 INDIA	156	873	495	2738	
231 HONG KONG	56	135	785	2300	
305 AUSTRIA			433	2729	
306 BELGIUM			39	605	
327 FRANCE	27	348	269	2231	
335 GERMANY W	207	264	991	1807	
344 ITALY			187	2586	
347 JAPAN	10	62	802	898	
354 NETHRLNDS			516	2151	
376 SWITZRLND	11	262	132	2609	
400 U STATES	1169	3641	6954	22648	
	2537	7202	20983	62384	
WHITE COTTON BOBBINET PLAIN	YD				3055
100 U KINGDOM	6326	1699	31743	8461	
	6326	1699	31743	8461	
STOCKINGS COTTON WOMENS CHILDS	DZ PR				3062
100 U KINGDOM	3550	10081	38248	109577	
327 FRANCE			6	88	
372 SPAIN	1210	4862	4225	16131	
400 U STATES	7240	21324	37366	106158	
	12000	36267	79845	231954	
STOCKINGS COTTON MENS BOYS	DZ PR				3063
100 U KINGDOM	2535	6252	10772	26850	
344 ITALY			11	203	
347 JAPAN			1200	644	
372 SPAIN	1900	1916	1900	1916	
400 U STATES	7699	26693	45407	148701	
	12134	34861	59290	178314	
GLOVES COTTON	DZ PR				3064
100 U KINGDOM	220	1786	7482	64288	
231 HONG KONG	2395	3807	13868	43563	
232 MALTA			251	1788	
305 AUSTRIA			38	362	
317 CZECHO S	2202	9044	26248	98871	
327 FRANCE	21	96	1400	20834	
335 GERMANY W	342	1931	8583	54084	
344 ITALY	405	2664	4260	21356	
347 JAPAN	928	4138	18843	63258	
400 U STATES	2184	10568	13236	62353	
	8697	34034	94209	430757	
SHIRTS COTTON NOT KNITTED	LB				3066
100 U KINGDOM	512	2946	8280	38237	
215 INDIA			143	244	
231 HONG KONG	19316	18601	28748	30323	
305 AUSTRIA			427	899	
327 FRANCE			181	764	
336 GREECE			45	144	
344 ITALY	450	1671	2254	10709	
347 JAPAN	145907	156743	442122	501183	
352 MEXICO			32	99	
354 NETHRLNDS			352	386	
365 POLAND	695	944	9638	15738	
376 SWITZRLND	436	2691	4710	26269	
383 HAWAII			317	1783	
400 U STATES	26755	75767	148239	389947	
	194071	259363	645488	1016725	
UNDERWEAR COTTON KNITTED	LB				3067
100 U KINGDOM	13219	29705	43637	95485	
215 INDIA	11949	9812	21858	18144	
231 HONG KONG			3390	2782	
306 BELGIUM			339	588	
335 GERMANY W	19	210	219	470	
347 JAPAN			2185	3005	
354 NETHRLNDS	1380	2685	6562	12375	
376 SWITZRLND			31	309	
389 IRELAND			103	196	
400 U STATES	4666	11162	27210	63194	
	31233	53574	105534	196548	
COTTON CLOTHING N O P WOVEN	LB				3068
100 U KINGDOM	1474	7059	21503	84173	
231 HONG KONG	2873	2864	27858	33419	
234 AUSTRALIA			122	716	
305 AUSTRIA	19	258	424	5078	
306 BELGIUM	232	1024	882	2966	
317 CZECHO S			236	362	
318 DENMARK	21	90	51	235	
327 FRANCE	46	342	1573	13065	
335 GERMANY W	456	3219	2693	17147	
337 GUATEMALA	172	552	386	1399	
344 ITALY	615	4118	10121	39765	
347 JAPAN	94058	134318	858353	1154748	
352 MEXICO	114	534	2056	6456	

IMPORTS INTO CANADA FOR CONSUMPTION

Articles and Countries from which Imported	MONTH OF JUNE 1957		SIX MONTHS ENDED JUNE 1957		Class Number
	Quantities	Values (\$)	Quantities	Values (\$)	
354 NETHRLNDS	128	513	4642	10839	
360 ISRAEL			5241	19879	
367 AZORES	14	70	394	2923	
375 SWEDEN	205	505	606	2770	
376 SWITZRLND	1155	7919	5899	37919	
383 HAWAII	278	1902	1482	10471	
400 U STATES	58948	137821	421284	1139957	
	160808	303108	1365806	2584287	
DRESSES WVN COTT WOMENS CHLDNS	NO				3069
100 U KINGDOM	184	1874	2124	21616	
231 HONG KONG			14438	8489	
305 AUSTRIA			87	908	
306 BELGIUM			116	180	
327 FRANCE	405	3374	1444	11833	
335 GERMANY W	106	661	111	724	
344 ITALY	190	533	502	3127	
347 JAPAN	314	1085	21334	17203	
352 MEXICO			190	335	
354 NETHRLNDS			4	80	
367 AZORES			744	700	
372 SPAIN			22	80	
376 SWITZRLND	111	642	945	9004	
383 HAWAII	79	499	2873	17851	
389 IRELAND			11	67	
400 U STATES	31491	114382	248233	878391	
	32880	123050	293178	970588	
SMOCKS OVRALLS WVN COTTON MENS	LB				3070
231 HONG KONG			3678	3324	
347 JAPAN	7416	10569	75701	92483	
354 NETHRLNDS	1073	1071	2017	2611	
400 U STATES	9731	19878	144993	252521	
	18220	31518	226389	350939	
RAINCOATS WATERPROOFED COTTON	NO				3071
100 U KINGDOM	459	3429	14661	114101	
231 HONG KONG			1260	2415	
306 BELGIUM	21	147	222	1868	
318 DENMARK			28	534	
335 GERMANY W	18	143	5208	56160	
344 ITALY	27	854	119	3698	
359 NORWAY	192	719	288	1128	
360 ISRAEL			1752	12099	
375 SWEDEN			30	444	
376 SWITZRLND	6	109	33	424	
400 U STATES	581	2102	7603	32710	
	1304	7503	31204	225581	
CLTHG NOP COTT KNIT INFTS CHLD	LB				3072
100 U KINGDOM	3416	9514	24870	64125	
231 HONG KONG	1300	1838	9421	11138	
306 BELGIUM	222	622	851	2831	
327 FRANCE			40	461	
335 GERMANY W	559	2453	1957	7753	
344 ITALY	66	152	66	152	
347 JAPAN	10921	16080	108771	143991	
354 NETHRLNDS	457	1388	949	3120	
400 U STATES	415	1205	24268	67139	
	17356	33252	171193	300710	
CLTHG NOP COTT KNIT WOMNS GRLS	LB				3073
100 U KINGDOM	2723	8374	14679	44168	
305 AUSTRIA			79	956	
318 DENMARK			134	366	
327 FRANCE			5	103	
335 GERMANY W	18	81	143	209	
344 ITALY			420	2789	
347 JAPAN	1900	1987	40154	46368	
354 NETHRLNDS			847	1285	
376 SWITZRLND			353	4210	
389 IRELAND	112	246	144	314	
400 U STATES	1904	5562	16716	56592	
	6657	16250	73674	157360	
CLTHG NOP COTT KNIT MENS BOYS	LB				3074
100 U KINGDOM	2757	6817	40318	95001	
215 INDIA	7682	6225	21707	17700	
231 HONG KONG	4720	4426	28356	22731	
305 AUSTRIA	145	389	260	696	
318 DENMARK			19	176	
327 FRANCE			3064	8422	
335 GERMANY W			1703	3652	
336 GREECE			45	88	
344 ITALY	307	1835	786	5360	
347 JAPAN	19494	18375	323150	332462	
354 NETHRLNDS			1018	1975	
359 NORWAY	207	337	337	728	
376 SWITZRLND	26	241	593	4022	
389 IRELAND			95	437	
400 U STATES	4628	9146	51263	119734	
	39966	47791	472714	613184	
BAGS COTTON	LB				3082
231 HONG KONG			1896	1215	
400 U STATES	4119	4289	44882	31144	
	4119	4289	46778	32359	
BELTING OF COTTON	LB				3083
100 U KINGDOM	1541	1734	18743	21769	
400 U STATES	11786	24971	77833	163543	
	13327	26705	96576	185312	
BLANKETS OF COTTON	LB				3084
100 U KINGDOM	4736	3814	17768	14549	

IMPORTS INTO CANADA FOR CONSUMPTION

51

Articles and Countries from which Imported	MONTH OF JUNE 1957		SIX MONTHS ENDED JUNE 1957		Class Number
	Quantities	Values (\$)	Quantities	Values (\$)	
306 BELGIUM	43761	33460	273619	204193	
317 CZECHO S			2425	699	
335 GERMANY W	15194	10591	87520	58838	
344 ITALY			8005	3890	
347 JAPAN	1381	174	164401	36533	
354 NETHRLNDS	9429	2661	38762	17447	
400 U STATES	4446	5061	57489	65693	
	78947	55761	649989	401842	
TAPE AND WEBBING HOOK AND EYE	LB				3085
100 U KINGDOM	126	248	1383	1965	
400 U STATES	40	82	828	2023	
	166	330	2211	3988	
BRAIDED WICK FOR CANDLES					3086
100 U KINGDOM				732	
372 SPAIN				936	
400 U STATES		431		13591	
		431		15259	
CURTAINS COTTON N O P	LB				3087
100 U KINGDOM			844	2350	
305 AUSTRIA			12	83	
335 GERMANY W			152	148	
344 ITALY			176	293	
354 NETHRLNDS			80	112	
376 SWITZRLND			299	1570	
400 U STATES	4751	9611	52691	96900	
	4751	9611	54254	101456	
TABLE AND TRAY CLOTHS COTTON	LB				3088
100 U KINGDOM	4200	9071	38516	83567	
215 INDIA	255	736	255	736	
216 PAKISTAN			101	1132	
231 HONG KONG	4862	9803	22530	44837	
306 BELGIUM	57	214	1016	1785	
313 CHINA	4163	9832	38513	70638	
327 FRANCE			440	1774	
335 GERMANY W	229	1187	3029	9337	
344 ITALY	45	81	45	81	
347 JAPAN	1593	1456	71762	63691	
354 NETHRLNDS	1170	3048	21550	51178	
367 AZORES	102	493	138	827	
373 CANARY IS			144	431	
376 SWITZRLND	12	326	509	3192	
388 YUGO SLAV			21	116	
400 U STATES	5844	9601	39265	65620	
	22532	45848	237834	398942	
DUCK SEAMLESS COTTON FOR HOSE	LB				3089
FRINGES AND TASSELS COTTON	LB				3090
400 U STATES	105	210	495	1169	
	105	210	495	1169	
HANDKERCHIEFS COTTON	LB				3091
100 U KINGDOM	15738	47923	87089	232464	
231 HONG KONG	7	50	170	1456	
305 AUSTRIA			188	1146	
306 BELGIUM			50	213	
317 CZECHO S	4298	7883	7923	15223	
327 FRANCE			63	933	
335 GERMANY W			183	972	
344 ITALY	6	60	534	1062	
347 JAPAN	16720	19609	116341	120508	
354 NETHRLNDS	29	93	904	2769	
367 AZORES			9	492	
376 SWITZRLND	1371	17559	8623	81328	
400 U STATES	3480	10212	18336	53469	
	41649	103389	240413	512035	
LADDER TAPES FOR BLINDS	LB				3092
100 U KINGDOM	450	701	2161	3450	
400 U STATES			6618	5752	
	450	701	8779	9202	
WANTLE STOCKING FDR GAS LIGHT					3093
304 ARGENTINA				13969	
400 U STATES		426		426	
		426		14395	
QUILTS COUNTERPANES COTTON	LB				3094
100 U KINGDOM	3574	5176	12521	16848	
215 INDIA	126	277	1784	2161	
335 GERMANY W	35	58	35	58	
344 ITALY			1288	1080	
347 JAPAN			21713	14388	
354 NETHRLNDS	765	850	7692	9840	
372 SPAIN			10484	6643	
400 U STATES	58404	70606	507160	620944	
	62904	76967	562677	670962	
SHEETS COTTON	LB				3095
100 U KINGDOM	4109	3473	9576	11259	
215 INDIA			50	60	
231 HONG KONG	200	376	200	376	
306 BELGIUM	156	173	13910	11761	
335 GERMANY W			71	134	
347 JAPAN	2965	2683	7445	6632	
354 NETHRLNDS	265	1126	1025	1741	
367 AZORES	807	2376	1909	5060	
376 SWITZRLND	25	104	25	104	
400 U STATES	37296	47972	374938	435110	
	45823	58283	409149	472237	
TOWELS COTTON	LB				3096
100 U KINGDOM	7480	8995	18500	21072	

IMPORTS INTO CANADA FOR CONSUMPTION

Articles and Countries from which imported	MONTH OF JUNE 1957		SIX MONTHS ENDED JUNE 1957		Class Number
	Quantities	Values (\$)	Quantities	Values (\$)	
215 INDIA	1779	874	8233	5026	
231 HONG KONG	39616	24650	122302	75425	
306 BELGIUM	1712	1660	2219	2201	
317 CZECHOS	6127	5010	49161	39477	
335 GERMANY W	703	1262	798	1369	
344 ITALY	92	358	92	358	
347 JAPAN	8362	5860	59542	42844	
354 NETHRLNDS	557	662	3648	5145	
372 SPAIN			220	331	
376 SWITZRLND			121	350	
400 U STATES	65805	73806	1637426	1694086	
	132233	123137	1902262	1887684	
COTTON MANUFACTURES M O P	LB				3097
100 U KINGDOM	9017	11960	68395	100004	
215 INDIA			3096	2895	
216 PAKISTAN			88	912	
231 HONG KONG	494	1246	1693	3082	
234 AUSTRALIA	30	82	55	159	
305 AUSTRIA			904	1598	
306 BELGIUM	192	212	16255	13512	
313 CHINA	576	1167	676	1714	
317 CZECHOS			75	164	
318 DENMARK			375	1968	
327 FRANCE	71	269	487	1732	
335 GERMANY W	2352	2437	6956	7843	
344 ITALY	14550	4000	71571	19416	
347 JAPAN	11345	8432	35564	29479	
352 MEXICO	611	796	611	796	
354 NETHRLNDS	708	1010	9070	9052	
367 AZORES			23	175	
376 SWITZRLND	61	522	961	3790	
390 GERMANY E	127	146	127	146	
400 U STATES	81086	115000	608446	841896	
	121220	147279	825428	1040333	
WASH CLOTHS BATH MATS COTTON	LB				3098
100 U KINGDOM	390	620	887	1368	
231 HONG KONG	891	591	4642	3137	
306 BELGIUM	207	154	6052	3454	
317 CZECHOS			1148	797	
347 JAPAN			5184	3863	
354 NETHRLNDS			96	132	
400 U STATES	9089	14053	227582	324265	
	10577	15418	245591	337016	
PILLOW CASES COTTON	LB				3100
100 U KINGDOM	4285	6443	22642	37453	
231 HONG KONG	6140	8124	43136	57102	
313 CHINA	317	425	20724	29388	
335 GERMANY W	30	116	30	116	
347 JAPAN	26920	21381	370019	294347	
354 NETHRLNDS	148	147	520	519	
367 AZORES	75	261	2598	8541	
376 SWITZRLND			32	649	
400 U STATES	6299	8172	56062	71802	
	44214	45069	515763	499917	
FLAX FIBRE AND TOW	CWT				3111
400 U STATES	1	60	671	21276	
	1	60	671	21276	
HEMP DRESSED OR UNDRESSED	CWT				3112
344 ITALY	72	2336	72	2336	
400 U STATES	265	6190	1496	36173	
	337	8526	1568	38509	
JUTE AND JUTE BUTTS	CWT				3113
100 U KINGDOM			205	2642	
216 PAKISTAN	3834	32674	11931	94163	
400 U STATES			419	7700	
	3834	32674	12555	104505	
OAKUM OF FLAX HEMP OR JUTE	CWT				3114
100 U KINGDOM	146	1961	230	3174	
354 NETHRLNDS	400	4303	2774	25668	
359 NORWAY	25	458	68	1283	
400 U STATES	1621	30974	7650	149367	
	2192	37696	10722	179492	
BATTS WADDING VEGETABLE FIBRES	LB				3115
400 U STATES			500	173	
			500	173	
YARNS JUTE SINGLES N O P	LB				3121
100 U KINGDOM	15166	3017	189360	31623	
215 INDIA			86657	16346	
	15166	3017	276017	47969	
YARNS VEGETABLE FIBRE SINGLES	LB				3122
100 U KINGDOM	2288	534	2813	995	
335 GERMANY W			1246	248	
344 ITALY			36096	11345	
352 MEXICO			2946	291	
400 U STATES	19613	12111	20167	12459	
	21901	12645	63268	25338	
YARNS CORDS TWINE OF JUTE N O P	LB				3123
100 U KINGDOM	4500	1013	84738	21936	
306 BELGIUM			9266	1772	
400 U STATES			2508	1639	
	4500	1013	96512	25347	
YARNS CORDS TWINE VEG FIB N O P	LB				3124
100 U KINGDOM	53053	22367	301690	96718	
231 HONG KONG			2000	550	
306 BELGIUM			40353	6660	
318 DENMARK			2931	1438	

IMPORTS INTO CANADA FOR CONSUMPTION

Articles and Countries from which Imported	MONTH OF JUNE 1957		SIX MONTHS ENDED JUNE 1957		Class Number
	Quantities	Values (\$)	Quantities	Values (\$)	
335 GERMANY W			13388	3363	
344 ITALY			955	454	
352 MEXICO	34050	3315	210552	23999	
354 NETHRLNDS	6809	1226	18173	2784	
366 PORTUGAL	10423	1279	14636	1932	
389 IRELAND	3499	630	3923	717	
400 U STATES	1462	1137	28721	27874	
	109296	29954	637322	166489	
LINEN THREAD FOR SEWING	LB				3125
100 U KINGDOM	22649	42654	157136	306898	
306 BELGIUM	1170	796	1170	796	
354 NETHRLNDS			200	429	
376 SWITZRLND			168	343	
400 U STATES	38	65	2046	3559	
	23857	43515	160720	312025	
YARNS VEG FIBRE FOR WEAVING	LB				3126
100 U KINGDOM	70884	15082	633488	200761	
215 INDIA	149889	25678	460595	82206	
306 BELGIUM			8460	2508	
318 DENMARK	18006	14673	32506	25588	
389 IRELAND	10075	1891	259026	45989	
400 U STATES	1938	628	94640	34674	
	250792	57952	1488715	391726	
CANVAS TWINE OF FLAX FOR SAILS					3131
100 U KINGDOM		399		3215	
400 U STATES				55	
		399		3270	
FABRICS CHIEFLY FLAX OR HEMP	LB				3132
100 U KINGDOM	26149	36910	287478	391975	
306 BELGIUM	659	739	1236	1332	
317 CZECHO S			3139	2544	
318 DENMARK			213	334	
335 GERMANY W			55	166	
344 ITALY	67	285	4951	11926	
365 POLAND			2992	1360	
375 SWEDEN	767	1734	1881	3961	
376 SWITZRLND	37	119	500	1613	
400 U STATES	729	2975	8566	24621	
	28408	42762	311011	439832	
FABRICS JUTE UNBLEACHED N O P	YD				3134
100 U KINGDOM	67877	16830	602709	90158	
215 INDIA	15050467	1136169	59231367	4697979	
216 PAKISTAN	50000	4208	50000	4208	
306 BELGIUM	49834	32881	338713	132836	
327 FRANCE	84407	14754	297139	50414	
335 GERMANY W			18745	3455	
347 JAPAN			100000	6675	
354 NETHRLNDS	1505	295	1505	295	
400 U STATES	76072	20938	1067366	195337	
	15380162	1226075	61707544	5181357	
FABRICS OF JUTE N O P	YD				3135
100 U KINGDOM	2647	947	18074	8669	
400 U STATES	284	327	14769	4758	
	2931	1274	32843	13427	
FABRIC JUTE 12INS WIDE OR LESS	LB				3136
100 U KINGDOM			418	156	
215 INDIA	89977	17420	227637	42405	
400 U STATES			1709	903	
	89977	17420	229764	43464	
FAB VEG FIB 12INS WIDE OR LESS	LB				3137
100 U KINGDOM	24832	33094	152435	213727	
327 FRANCE	29	204	446	1517	
335 GERMANY W	711	2058	1372	3692	
344 ITALY			40	113	
347 JAPAN	6071	3845	27795	17508	
354 NETHRLNDS			1415	1783	
400 U STATES	33834	47649	196604	271848	
	65477	86850	380107	510188	
FABRICS VEGETABLE FIBRE N O P	YD				3138
100 U KINGDOM	15331	5663	57836	27774	
306 BELGIUM	1200	606	16110	3592	
317 CZECHO S	441	493	950	719	
335 GERMANY W			186	455	
354 NETHRLNDS			2122	685	
376 SWITZRLND			19	54	
400 U STATES	1082	2299	13199	15466	
	18054	9061	90422	48745	
TOWELLING TABLE CLOTHS IN WEB	LB				3139
100 U KINGDOM	8159	10534	56549	71675	
306 BELGIUM			340	375	
313 CHINA			650	2296	
317 CZECHO S	5790	4265	55322	40821	
335 GERMANY W			56	117	
344 ITALY	70	297	104	764	
365 POLAND	1889	1585	40414	27263	
376 SWITZRLND			420	639	
389 IRELAND			795	882	
400 U STATES	999	1488	4575	6893	
	16907	18169	159225	151725	
WOVEN DRESS LINENS	LB				3140
100 U KINGDOM			3942	5853	
			3942	5853	
CLOTHING VEGETABLE FIBRES NOP	LB				3162
100 U KINGDOM	312	1677	7540	43153	
231 HONG KONG	320	228	1920	1951	
306 BELGIUM			14	62	

IMPORTS INTO CANADA FOR CONSUMPTION

Articles and Countries from which Imported	MONTH OF JUNE 1957		SIX MONTHS ENDED JUNE 1957		Class Number
	Quantities	Values (\$)	Quantities	Values (\$)	
327 FRANCE			234	2545	
335 GERMANY W	48	216	1127	2746	
344 ITALY			81	900	
347 JAPAN			5668	6205	
360 ISRAEL			100	308	
364 PHIL			515	4639	
376 SWITZRLND			401	1914	
383 HAWAII			246	229	
388 YUGO SLAV			7	113	
400 U STATES	4619	13786	36232	127616	
BAGS OF HEMP LINEN JUTE SISAL	5299	15907	54085	192381	3171
215 INDIA			557482	93464	
344 ITALY	100	180	100	180	
400 U STATES			29636	6987	
CARPETING RUGS HEMP JUTE SISAL	100	180	587218	100691	3172
100 U KINGDOM		25812		156216	
215 INDIA		1405		4694	
231 HONG KONG		53		850	
305 AUSTRIA		2733		8687	
306 BELGIUM		11613		95133	
317 CZECHO S				6686	
327 FRANCE		2256		37820	
335 GERMANY W		323		6373	
344 ITALY		711		3218	
347 JAPAN		172		1095	
354 NETHRLNDS		8053		84121	
383 HAWAII				62	
389 IRELAND		1974		11879	
400 U STATES		3387		27428	
QUILTS BATH MATS VEG FIBRE NOP		58492		444262	3173
100 U KINGDOM			692	1121	
344 ITALY	4209	3067	37977	32944	
347 JAPAN	25283	13429	101806	57648	
354 NETHRLNDS			611	1292	
400 U STATES	3853	5542	29968	44753	
FIRE HOSE LINEN	33345	22038	171054	137758	3174
100 U KINGDOM		12121		120766	
400 U STATES		208		527	
HANDKERCHIEFS FLAX OR HEMP		12329		121293	3175
100 U KINGDOM	5527	27544	41179	176453	
231 HONG KONG	237	3671	3710	38969	
305 AUSTRIA			7	255	
313 CHINA			8	108	
327 FRANCE			108	636	
367 AZORES			29	509	
376 SWITZRLND	58	1435	680	8157	
400 U STATES	3	50	92	525	
SAILS FOR BOATS AND SHIPS	5825	32700	45813	225612	3176
100 U KINGDOM		7906		18103	
318 DENMARK		212		287	
335 GERMANY W		50		50	
400 U STATES		11575		16694	
TOWELS GLASS CLOTHS CRASH HUCK		19743		35134	3177
100 U KINGDOM	11254	15214	88540	114672	
317 CZECHO S	11910	9263	93921	73301	
367 AZORES			83	572	
389 IRELAND			334	373	
400 U STATES			1598	2881	
SHEETS TABLECLOTHS TOWELS FLAX	23164	24477	184476	191799	3178
100 U KINGDOM	33896	92362	183381	456122	
220 BERMUOA			13	158	
231 HONG KONG	498	3362	3493	18387	
306 BELGIUM	44	405	4408	5799	
313 CHINA			5294	13029	
317 CZECHO S	4726	3750	35448	31043	
327 FRANCE			50	281	
335 GERMANY W			1255	1190	
344 ITALY	476	353	839	1862	
347 JAPAN	1077	1133	11426	10531	
354 NETHRLNDS	309	908	389	1055	
367 AZORES	434	3617	2494	21075	
373 CANARY IS	608	2073	2170	9022	
375 SWEDEN			96	143	
376 SWITZRLND	121	340	224	729	
383 HAWAII			27	154	
389 IRELAND			74	235	
400 U STATES	1460	2233	10007	18781	
JUTE MANUFACTURES N O P	43649	110536	261088	589596	3179
100 U KINGDOM			13038	8322	
400 U STATES	2445	1071	14919	7888	
VEGETABLE FIBRE MFRS N O P	2445	1071	27957	16210	3180
100 U KINGDOM	18448	19398	206526	287567	
215 INDIA			1191	836	
216 PAKISTAN	250	301	1220	2266	
231 HONG KONG	426	609	3334	4822	
305 AUSTRIA			63	169	

IMPORTS INTO CANADA FOR CONSUMPTION

Articles and Countries from which Imported	MONTH OF JUNE 1957		SIX MONTHS ENDED JUNE 1957		Class Number
	Quantities	Values (\$)	Quantities	Values (\$)	
306 BELGIUM	354	1253	12825	17333	
317 CZECHO S	169	125	1396	1070	
318 DENMARK			97	97	
327 FRANCE	2063	3770	10711	14671	
335 GERMANY W	1595	2918	10431	13384	
344 ITALY	1968	2368	19700	13211	
347 JAPAN	33025	22716	398933	292460	
352 MEXICO			150	56	
354 NETHRLNDS	3785	3748	10390	12605	
359 NORWAY	105	172	1225	1352	
367 AZORES			273	1908	
373 CANARY IS			86	396	
375 SWEDEN			1165	1043	
376 SWITZRLND	2098	2920	2380	3818	
383 HAWAII			111	124	
390 GERMANY E	242	922	408	1813	
400 U STATES	172737	205260	1272857	1320089	
	244265	266480	1955472	1991090	
RAW SILK AND COCOONS	LB				3201
400 U STATES	666	2909	14185	64392	
GARNETTED SILK WASTES	LB				3202
400 U STATES	666	2909	14185	64392	
YARNS THROWN SILK IN THE GUM	LB				3211
400 U STATES			20715	41042	
YARNS SINGLES SPUN SILK N O P	LB				3212
100 U KINGDOM	488	2951	488	2951	
344 ITALY	488	2951	488	2951	
400 U STATES					
THREADS CORDS TWIST SILK N O P	LB				3213
100 U KINGDOM			1403	889	
335 GERMANY W	8	81	5157	10053	
400 U STATES	187	1400	4124	17808	
YARN SILK FOR KNITTING WEAVING	LB				3214
100 U KINGDOM	195	1481	1390	11952	
400 U STATES			909	3278	
YARNS SILK METALLIC COVERED	LB				3215
400 U STATES			1018	6410	
YARNS SILK N O P	LB				3216
100 U KINGDOM			1927	9688	
344 ITALY					
400 U STATES	129	683	40	714	
BOLTING CLOTH NOT MADE UP	YD				3221
100 U KINGDOM	129	683	1087	7585	
347 JAPAN	1029	1041	1251	9305	
376 SWITZRLND	1431	3786			
400 U STATES	719	2817	45	158	
KNITTED FABRICS SILK	LB				3222
400 U STATES	3179	7644	7424	9913	
FABRICS SILK 20 IN UNFINISHED	YD				3223
400 U STATES	1071	302	9163	24240	
FABRICS SILK N O P	YD				3224
100 U KINGDOM	1071	302	11911	31797	
215 INDIA	1091	2941	28543	66108	
231 HONG KONG					
306 BELGIUM					
313 CHINA					
327 FRANCE	3947	6104	63	365	
335 GERMANY W			36636	69749	
344 ITALY	1675	6095	920838	1057036	
347 JAPAN	36189	23932	1404412	1625214	
371 THAILAND					
376 SWITZRLND	3642	4723			
400 U STATES	155461	161071			
FABRICS SILK 26 INCHES OR LESS	YD				3225
100 U KINGDOM	255	925	824	2985	
313 CHINA	178	137	178	137	
344 ITALY			454	1512	
400 U STATES	433	1062	574	381	
RIBBONS SILK UNDER 12 INCHES	LB				3228
100 U KINGDOM			2030	5015	
327 FRANCE	72	949			
376 SWITZRLND			4	62	
400 U STATES	324	6231	80	1092	
FABRICS SILK FOR NECKWEAR	YD				3229
100 U KINGDOM	396	7180	67	758	
305 AUSTRIA			1383	26571	
306 BELGIUM	2952	3292	1534	28483	
327 FRANCE	6091	9582			
335 GERMANY W	1508	1554	17566	16134	
344 ITALY	3006	3715	12917	19075	
347 JAPAN	52342	53732	5652	5766	
376 SWITZRLND	8044	15787	22734	26875	
389 IRELAND	15927	8451	209604	221842	
400 U STATES	16411	27768	45339	67014	
	71969	96952	37143	23399	
	178250	220833	70012	116381	
			45	138	
			495187	636804	
			916199	1133428	

IMPORTS INTO CANADA FOR CONSUMPTION

Articles and Countries from which Imported	MONTH OF JUNE 1957		SIX MONTHS ENDED JUNE 1957		Class Number
	Quantities	Values (\$)	Quantities	Values (\$)	
UMBRELLA COVERING FABRICS	YD				3230
305 AUSTRIA			3005	823	
327 FRANCE	2631	766	39401	11921	
335 GERMANY W	18362	4831	45184	11537	
344 ITALY			1012	828	
347 JAPAN			1200	262	
376 SWITZRLND			616	201	
400 U STATES	18328	9340	159462	99150	
	39321	14937	249880	124722	
FABRICS PILE SILK OR SYNTHETIC	YD				3232
100 U KINGDOM			189	1727	
306 BELGIUM	1848	8481	3436	14786	
327 FRANCE	8002	8862	15445	17504	
335 GERMANY W	2598	4037	7947	13515	
344 ITALY			279	800	
347 JAPAN			900	497	
400 U STATES	28945	84537	128555	275466	
	41393	105917	156751	324295	
SOCKS AND STOCKINGS SILK	DZ PR				3244
100 U KINGDOM	40	1500	184	7434	
400 U STATES	93	5327	1825	75912	
	133	6827	2009	83346	
UNDERWEAR SILK KNITTED	LB				3245
100 U KINGDOM			21	441	
			21	441	
CLOTHING SILK N O P	OZ				3246
100 U KINGDOM	4744	8540	30601	51012	
231 HONG KONG	128	210	4170	2224	
305 AUSTRIA	214	152	2080	2473	
313 CHINA			1258	303	
327 FRANCE	208	489	1301	2114	
335 GERMANY W			304	256	
344 ITALY	1414	1560	24564	32447	
347 JAPAN	8528	1612	47162	8417	
376 SWITZRLND	1286	1267	15573	17916	
383 HAWAII			32	50	
389 IRELAND			108	140	
400 U STATES	5181	2377	63689	38925	
	21703	16207	190842	156277	
DRESSES SILK WOMENS CHILDRENS	NO				3247
100 U KINGDOM	17	656	308	17831	
231 HONG KONG			241	2832	
305 AUSTRIA			15	186	
327 FRANCE	1	73	169	24708	
344 ITALY			158	4942	
347 JAPAN	16	250	16	250	
376 SWITZRLND			245	12079	
383 HAWAII			23	398	
400 U STATES	814	17527	10733	270096	
	848	18506	11908	333322	
CLOTHING SILK WOMENS CHILORENS	OZ				3248
100 U KINGDOM	766	1971	11337	28266	
215 INOIA	887	562	1871	1313	
231 HONG KONG	4380	1804	26181	11354	
305 AUSTRIA	160	570	2019	4041	
306 BELGIUM	399	496	399	496	
313 CHINA			2094	754	
327 FRANCE	7093	7222	31774	35342	
335 GERMANY W			2880	911	
336 GREECE			108	58	
344 ITALY	5019	6517	44602	49708	
347 JAPAN	94469	25254	1030924	272911	
367 AZORES			84	110	
371 THAILAND	131	249	131	249	
376 SWITZRLND	1544	1852	9554	13047	
383 HAWAII			42	62	
400 U STATES	5083	3988	60359	48063	
	119931	50485	1224359	466685	
HANDKERCHIEFS SILK	OZ				3251
100 U KINGDOM			213	573	
344 ITALY			112	235	
347 JAPAN	2240	637	69285	15629	
376 SWITZRLND	808	1356	1968	3100	
	3048	1993	71578	19537	
SILK MANUFACTURES N O P	DZ				3252
100 U KINGDOM	127	329	1010	1650	
231 HONG KONG	110	50	1740	854	
327 FRANCE	838	272	3228	1766	
344 ITALY	770	463	1649	1539	
347 JAPAN	2840	745	22461	4578	
376 SWITZRLND			232	306	
400 U STATES	1160	423	11971	7861	
	5845	2282	42291	18554	
WOOL IN THE GREASE	LB				3261
100 U KINGDOM	80482	57311	547238	406773	
207 UN SO AFR	6655	6021	115277	45660	
215 INDIA	14272	12686	28930	22587	
234 AUSTRALIA	82947	65845	1148904	890498	
236 NEW ZEAL	247297	158936	2925482	2018349	
304 ARGENTINA			127985	86406	
386 URUGUAY			223285	218295	
389 IRELAND			2927	2191	
400 U STATES	163734	144268	1733422	1585376	
	595387	445067	6853450	5276135	
WOOL WASHED OR SCOURED	LB				3262
100 U KINGDOM	259061	238023	837774	726894	

IMPORTS INTO CANADA FOR CONSUMPTION

Articles and Countries from which Imported	MONTH OF JUNE 1957		SIX MONTHS ENDED JUNE 1957		Class Number
	Quantities	Values (\$)	Quantities	Values (\$)	
207 UN SO AFR	63988	66180	370254	281326	
234 AUSTRALIA	286845	265351	1891564	1732876	
236 NEW ZEAL	117074	87838	988484	742903	
304 ARGENTINA	24412	21522	276647	223359	
306 BELGIUM	567	620	65501	55923	
327 FRANCE	32312	26518	72795	52547	
347 JAPAN			450	360	
354 NETHRLNDS	25049	20573	25049	20573	
386 URUGUAY			12835	12344	
389 IRELAND			10022	8797	
400 U STATES	56814	52667	694298	608102	
	866122	779292	5245673	4466004	
WOOL PULLED OR SLIPED	LB				3263
100 U KINGDOM	45571	32963	215674	161424	
207 UN SO AFR			5157	4236	
236 NEW ZEAL	67049	49850	189781	144492	
304 ARGENTINA			41299	25575	
400 U STATES	17393	10018	31174	21528	
	130013	92831	483085	357255	
HAIR OF CAMEL ALPACA GOAT NOP	LB				3264
100 U KINGDOM			2439	3542	
306 BELGIUM	104	128	3588	51999	
347 JAPAN			50	775	
400 U STATES	8620	2287	35282	74508	
	8724	2415	41359	130824	
NOILS WOOL	LB				3265
100 U KINGDOM	10286	11313	88247	96510	
306 BELGIUM			5292	5801	
386 URUGUAY			6587	4731	
400 U STATES	4164	4503	10935	7906	
	14450	15816	111061	114948	
GARNETTED WOOL WASTE	LB				3267
100 U KINGDOM	22560	27071	113420	109611	
306 BELGIUM	736	947	8243	10406	
400 U STATES	13583	16806	111462	136658	
	36879	44824	233125	256675	
WOOL TOPS ORY COMBED	LB				3268
100 U KINGDOM	134693	233427	900341	1457198	
207 UN SO AFR	4400	6264	23974	36301	
327 FRANCE	500	1275	500	1275	
400 U STATES	100	320	100	320	
	139693	241286	924915	1495094	
WOOL TOPS OIL COMBED	LB				3269
100 U KINGDOM	651992	976800	4847936	6953520	
207 UN SO AFR	5232	7933	48641	71168	
234 AUSTRALIA			5017	7214	
400 U STATES			996	2405	
	657224	984733	4902590	7034307	
HAIR TOPS	LB				3270
100 U KINGDOM			596	438	
400 U STATES	510	1486	17149	25538	
	510	1486	17745	25976	
YARNS OR WARPS HAIR FOR MFRERS	LB				3273
100 U KINGDOM	38306	38654	251905	240817	
400 U STATES	5688	1071	10120	2122	
	43994	39725	262025	242939	
YARN MOHAIR FOR PILE FABRICS	LB				3274
100 U KINGDOM	4837	12138	16105	39672	
	4837	12138	16105	39672	
YARNS WOOL FOR 6 OZ FABRICS	LB				3275
100 U KINGDOM	8952	15485	138294	303530	
	8952	15485	138294	303530	
WOOLLEN SPUN YARN	LB				3276
100 U KINGDOM	23041	30819	200965	262055	
306 BELGIUM			1458	5189	
317 CZECHO S			1068	11545	
327 FRANCE	550	5340	7276	25600	
335 GERMANY W	1075	2240	6133	12555	
344 ITALY			362	989	
354 NETHRLNDS			176	390	
400 U STATES	25	52	3335	8250	
	24691	38451	220773	326573	
WORSTED SPUN YARN	LB				3277
100 U KINGDOM	61415	133183	388435	779511	
306 BELGIUM			17308	41731	
318 DENMARK			569	1215	
327 FRANCE	4545	18199	72413	201210	
335 GERMANY W	1633	4148	7997	19230	
344 ITALY	217	672	652	2028	
354 NETHRLNDS	924	1841	4552	9343	
376 SWITZRLND			396	1145	
400 U STATES	819	3604	7952	29230	
	69553	161647	500274	1084643	
WOOL FAB IN GRAY OVR 4 TO 6 OZ	LB				3281
100 U KINGDOM	621	1768	7467	17002	
344 ITALY			3257	4678	
	621	1768	10724	21680	
WOOL FAB IN GRAY 4 OZ OR LESS	LB				3282
100 U KINGDOM	17799	49324	82749	228529	
	17799	49324	82749	228529	
KNITTED FABRICS WOOL N O P	LB				3283
100 U KINGDOM	1524	6477	7123	24904	
327 FRANCE	13	114	560	2346	
400 U STATES	4626	16701	11999	40067	
	6163	23292	19682	67317	

IMPORTS INTO CANADA FOR CONSUMPTION

Articles and Countries from which Imported		MONTH OF JUNE 1957		SIX MONTHS ENDED JUNE 1957		Class Number
		Quantities	Values (\$)	Quantities	Values (\$)	
FLANNELS		LB				3284
100	U KINGDOM	100356	308548	563265	1529461	
306	BELGIUM			223	939	
317	CZECHO S			379	1266	
327	FRANCE			5121	26255	
335	GERMANY W	538	871	1709	5699	
344	ITALY	7201	6472	34791	42812	
347	JAPAN			241	432	
354	NETHRLNDS	146	319	526	1413	
376	SWITZRLND	8101	35515	10160	46778	
400	U STATES	76	395	1355	7152	
		116418	352120	617770	1662207	
FELT CLOTH N O P		LB				3285
318	DENMARK			573	1123	
400	U STATES	168	362	513	1422	
		168	362	1086	2545	
OVERCOATINGS		LB				3286
100	U KINGDOM	170353	315476	1059200	2085861	
306	BELGIUM			278	730	
327	FRANCE	109	424	2704	12396	
335	GERMANY W			122	554	
344	ITALY	77333	92909	240227	299391	
347	JAPAN			48	283	
354	NETHRLNDS	1774	5630	3758	11757	
376	SWITZRLND			100	375	
389	IRELAND			81	162	
400	U STATES			4841	9950	
		249569	414439	1311359	2421459	
TWEEDS		LB				3287
100	U KINGDOM	206217	459360	1157889	2777321	
227	BAHAMAS			88	414	
306	BELGIUM			2044	4157	
327	FRANCE	129	596	1021	4861	
335	GERMANY W	2548	4036	3348	5638	
344	ITALY	68148	66145	396521	346189	
354	NETHRLNDS			399	1182	
376	SWITZRLND			25	219	
389	IRELAND	65	206	12059	30930	
400	U STATES	297	1096	7292	24382	
		277404	531439	1580686	3195293	
WORSTEDS AND SERGES		LB				3288
100	U KINGDOM	611974	1833615	3421400	10981201	
227	BAHAMAS	215	1345	256	1764	
234	AUSTRALIA			8239	38609	
305	AUSTRIA	223	1121	1725	5464	
306	BELGIUM	737	2401	12640	53510	
317	CZECHO S			1271	3460	
318	DENMARK	1475	3740	1639	4236	
327	FRANCE	12336	62539	62778	329066	
335	GERMANY W	4055	6948	15460	46871	
344	ITALY	180124	252636	1024877	1406632	
347	JAPAN	1323	4759	22251	63919	
354	NETHRLNDS	4094	12803	20895	62022	
360	ISRAEL			148	315	
375	SWEDEN	779	1629	1739	4637	
376	SWITZRLND	387	2424	4710	24671	
386	URUGUAY			538	1875	
389	IRELAND	961	4505	3731	14121	
400	U STATES	4327	16008	35224	143125	
		823010	2206473	4639521	13185498	
WOVEN FABRICS N O P WOOL		LB				3289
100	U KINGDOM	46159	101190	271072	551873	
227	BAHAMAS	38	344	144	1093	
305	AUSTRIA			124	308	
306	BELGIUM	138	455	1390	8705	
318	DENMARK	22	70	918	2432	
327	FRANCE	2425	16066	9435	55119	
335	GERMANY W	1941	3086	5246	13890	
344	ITALY	25847	33503	134733	181646	
347	JAPAN			1825	10977	
354	NETHRLNDS	20	52	1786	4010	
375	SWEDEN			17	101	
376	SWITZRLND			1722	8107	
389	IRELAND			85	166	
400	U STATES	7672	20318	48786	140786	
		84262	175084	477283	979213	
LUSTRES ITALIAN LININGS		LB				3290
400	U STATES	125	207	525	698	
		125	207	525	698	
WOOL FAB 12 INS WIDE OR LESS		LB				3291
100	U KINGDOM	105	383	823	2906	
327	FRANCE	139	943	1238	5683	
335	GERMANY W	14	89	78	561	
376	SWITZRLND			30	168	
400	U STATES	92	475	337	1474	
		350	1890	2506	10792	
WOOL FABRICS CUT PILE PLUSH		LB				3292
100	U KINGDOM	2280	6289	6989	17773	
306	BELGIUM	143	327	1544	2908	
335	GERMANY W			2907	3648	
400	U STATES	260	777	6052	22004	
		2683	7393	17492	46333	
BILLIARD CLOTH OF WOOL FABRIC		LB				3293
100	U KINGDOM	2319	10133	16381	63089	
		2319	10133	16381	63089	

IMPORTS INTO CANADA FOR CONSUMPTION

Articles and Countries from which imported	MONTH OF JUNE 1957		SIX MONTHS ENDED JUNE 1957		Class Number
	Quantities	Values (\$)	Quantities	Values (\$)	
MELTON CLOTH FOR TENNIS BALLS 100 U KINGDOM	LB		997	2150	3294
SLIPPER CLOTH FOR FOOTWEAR	LB		997	2150	3295
FILTER PRESS CLOTH OF WOOL	LB				3296
CARPETS AXMINSTER IN ROLLS 100 U KINGDOM 306 BELGIUM 327 FRANCE 335 GERMANY W 400 U STATES	SQ FT	93299 41610 16926 7061 6102 2581 1161 516 7155 2688	620912 310137 84901 35901 24716 11006 19648 8944 31959 12568		3301
CARPETS AXMINSTER SQUARES 100 U KINGDOM 306 BELGIUM 317 CZECHOS 318 DENMARK 327 FRANCE 335 GERMANY W 344 ITALY 375 SWEDEN 400 U STATES	SQ FT	124643 54456 64540 23393 3236 588 44 79 124 100 13672 6603 922 730	782136 378556 382359 184569 1499 579 6472 1176 4 79 3876 2777 1642 817 10544 4726 26627 12844 37656 21481		3302
CARPET BRUSSELS WILTON IN ROLL 100 U KINGDOM 306 BELGIUM 318 DENMARK 327 FRANCE 335 GERMANY W 344 ITALY 347 JAPAN 354 NETHRLNDS 375 SWEDEN 400 U STATES	SQ FT	356789 190285 571691 262569 129 105 2711 1141 3857 2015 3092 1435	3044854 1612317 4769995 2184120 5315 1170 41300 18266 107862 56383 17877 6501 10581 3256 7266 3016 191 137		3303
CARPET BRUSSELS WILTON SQUARES 100 U KINGDOM 306 BELGIUM 318 DENMARK 327 FRANCE 335 GERMANY W 344 ITALY 375 SWEDEN 400 U STATES	SQ FT	974122 477542 26555 16037 108 60 60 53 1998 757 208 182 7116 7734 36045 24823	8209552 3994282 348834 168096 71622 29144 148 119 16711 14289 7188 4488 208 182 30284 368 385 28197		3304
CARPETS INGRAIN IN ROLLS 100 U KINGDOM 306 BELGIUM 400 U STATES	SQ FT	4050 666	12264 2435 10205 4948 6287 5126		3305
CARPETS INGRAIN SQUARES 100 U KINGDOM 215 INDIA 231 HONG KONG 306 BELGIUM 313 CHINA 347 JAPAN 354 NETHRLNDS 359 NORWAY 400 U STATES	SQ FT	4050 666	28756 12509 20064 6275 25923 5656 79993 20510 8683 4566 71202 18278 51799 13452 1615 576 730 404 1771 1199		3306
CARPETS ORIENTAL 100 U KINGDOM 215 INDIA 216 PAKISTAN 231 HONG KONG 313 CHINA 328 FR AFRICA 335 GERMANY W 342 IRAN 344 ITALY 352 MEXICO 353 MOROCCO 354 NETHRLNDS 372 SPAIN 375 SWEDEN 376 SWITZRLND 384 PRICO 389 IRELAND 391 LEBANON 400 U STATES	SQ FT	56218 13961 7991 7723 91804 87740	261780 70916 16525 14811 517636 476683 200 125 632 2074 1547 4761 542 896 443 504 14909 37251 102 80 939 1055 1052 1769 783 485 240 790 2511 1206 134 401 6756 13452 1069 4018 622 964 13814 22909		3307
CARPETS TAPESTRY IN ROLLS 306 BELGIUM 317 CZECHOS 327 FRANCE 335 GERMANY W 344 ITALY 375 SWEDEN	SQ FT	104261 106607	580456 584234 11430 4949 4842 576 278931 110492 62712 40731 984 303 1868 900		3308
CARPETS TAPESTRY SQUARES 327 FRANCE	SQ FT	43995 19099 195 241 195 241	360767 157951 195 241 195 241		3309

IMPORTS INTO CANADA FOR CONSUMPTION

Articles and Countries from which Imported	MONTH OF JUNE 1957		SIX MONTHS ENDED JUNE 1957		Class Number
	Quantities	Values (\$)	Quantities	Values (\$)	
MATS HEARTH RUGS AND RUNNERS	90 FT				3310
100 U KINGDOM	117	91	14160	5173	
215 INDIA	2184	493	9311	1521	
306 BELGIUM			5830	1119	
327 FRANCE			563	486	
335 GERMANY W			194	184	
344 ITALY			1728	621	
400 U STATES	353	376	10302	3384	
	2654	960	42088	12488	
GLOVES MITTS AND MITTENS WOOL	DZ PR				
100 U KINGDOM	135	1606	326	3792	
224 JAMAICA			273	957	
231 HONG KONG	8258	24262	52986	144674	
305 AUSTRIA	2	52	2	52	
318 DENMARK	8	210	8	210	
344 ITALY	2907	8740	8907	29705	
347 JAPAN	23755	69652	56352	178766	
359 NORWAY	4	65	21	222	
376 SWITZRLND	78	869	78	869	
400 U STATES	385	2959	1071	7472	
	35532	108415	120024	366719	
SHAWLS WOOL KNITTED OR WOVEN	LB				3321
100 U KINGDOM	357	1421	9103	29613	
305 AUSTRIA			5	57	
306 BELGIUM	39	214	526	1480	
317 CZECHOS			32	120	
335 GERMANY W			13	64	
347 JAPAN			670	1128	
354 NETHRLNDS	38	151	38	151	
400 U STATES			115	598	
	434	1786	10502	33211	
SOCKS AND STOCKINGS WOOL	DZ PR				3322
100 U KINGDOM	10032	61180	88359	522236	
327 FRANCE			8	63	
335 GERMANY W	42	160	42	160	
344 ITALY			40	263	
347 JAPAN	200	1122	204	1176	
354 NETHRLNDS	225	972	235	1091	
359 NORWAY	34	248	115	958	
400 U STATES	10	217	370	2444	
	10543	63899	89373	528391	
UNDERWEAR WOOL KNITTED	LB				3323
100 U KINGDOM	4998	17591	10349	37614	
400 U STATES	361	1399	1068	4004	
	5359	18990	11417	41618	
CLTHNG WVN WOOL WOMENS CHLDRNS	LB				3324
100 U KINGDOM	6389	42384	50558	425936	
215 INDIA			22	404	
231 HONG KONG	280	320	280	320	
304 ARGENTINA			10	204	
305 AUSTRIA	44	378	332	4378	
306 BELGIUM	564	2941	1714	7932	
317 CZECHOS	852	4878	5059	27081	
318 DENMARK			14	422	
327 FRANCE	151	668	1449	34147	
335 GERMANY W	69	464	2238	8621	
336 GREECE			60	370	
344 ITALY	109	990	1515	12497	
347 JAPAN	4470	18258	7340	29270	
352 MEXICO	36	87	92	231	
354 NETHRLNDS			1174	9631	
360 ISRAEL			43	252	
365 POLAND			1242	2459	
375 SWEDEN			669	9476	
376 SWITZRLND	1457	13626	8011	77024	
389 IRELAND	11	153	188	2203	
400 U STATES	1802	21777	20070	224152	
	16234	106924	102080	877010	
CLOTHING NOP WOVEN WOOL FABRIC	LB				3325
100 U KINGDOM	2391	20475	11770	104066	
231 HONG KONG			30	63	
234 AUSTRALIA			60	601	
304 ARGENTINA			881	2657	
305 AUSTRIA			12	74	
306 BELGIUM	17	198	1953	7477	
317 CZECHOS	234	1558	589	2683	
318 DENMARK			10	55	
327 FRANCE	882	6985	1811	13777	
335 GERMANY W	149	966	2985	16858	
344 ITALY	96	1165	459	3465	
347 JAPAN	346	1786	425	2014	
375 SWEDEN			36	508	
376 SWITZRLND	90	886	183	1764	
389 IRELAND	9	199	9	199	
400 U STATES	2582	11254	11052	40216	
	6796	45472	32265	196477	
CLTHG WVN WOOL OUTER MENS BOYS	LB				3326
100 U KINGDOM	7593	62094	71690	588378	
306 BELGIUM			1135	4099	
335 GERMANY W	85	297	4610	19052	
344 ITALY			163	1140	
347 JAPAN			2934	5035	
354 NETHRLNDS			9	60	
359 NORWAY			200	360	
360 ISRAEL			268	853	
375 SWEDEN	189	390	145	667	

IMPORTS INTO CANADA FOR CONSUMPTION

Articles and Countries from which Imported	MONTH OF JUNE 1957		SIX MONTHS ENDED JUNE 1957		Class Number
	Quantities	Values (\$)	Quantities	Values (\$)	
400 U STATES	1867	8231	13008	53652	
	9674	71012	94162	673296	
CLTHG NOP WOOL KNIT INFTS CHLD	LB				3327
100 U KINGDOM	7543	40370	35054	169545	
305 AUSTRIA			19	301	
306 BELGIUM	134	909	2775	15246	
335 GERMANY W	140	489	698	3116	
344 ITALY	14	99	407	1677	
347 JAPAN			2901	6461	
354 NETHRLNDS			425	1859	
376 SWITZRLND	12	214	44	466	
400 U STATES	271	1368	1470	7154	
	8114	43449	43793	205825	
CLTHG NOP WOOL KNIT WOMNS CRLS	LB				3328
100 U KINGDOM	24992	236348	219768	1638263	
231 HONG KONG			85	378	
234 AUSTRALIA			11	54	
305 AUSTRIA	1815	20801	16090	198472	
306 BELGIUM	85	275	1045	4750	
318 DENMARK	70	1032	76	1128	
327 FRANCE	426	2250	798	7213	
335 GERMANY W	322	2115	1520	11488	
344 ITALY	1030	18441	9221	104474	
347 JAPAN	3203	9534	15522	56045	
354 NETHRLNDS	10	142	153	654	
359 NORWAY	31	260	540	2493	
360 ISRAEL	25	108	77	388	
375 SWEDEN	30	659	126	3032	
376 SWITZRLND	245	2238	1880	17949	
389 IRELAND			4	50	
400 U STATES	1453	10508	14040	81488	
	33737	304711	280956	2128319	
CLTHG NOP WOOL KNIT MENS BOYS	LB				3329
100 U KINGDOM	7085	46651	37320	254428	
305 AUSTRIA			171	1410	
306 BELGIUM			9	120	
318 DENMARK			58	202	
327 FRANCE			68	387	
335 GERMANY W	115	812	254	1772	
344 ITALY	576	3987	1987	16132	
347 JAPAN	248	1704	2824	8116	
354 NETHRLNDS			98	393	
359 NORWAY	458	1018	1771	2847	
375 SWEDEN			41	566	
376 SWITZRLND	12	113	334	2905	
389 IRELAND			390	2243	
400 U STATES	520	1916	2228	11585	
	9014	56201	47553	303106	
BELTING OF CAMELS HAIR	LB				3341
100 U KINGDOM	194	467	1441	3249	
	194	467	1441	3249	
BLANKETS N O P WOOL	LB				3342
100 U KINGDOM	30570	47244	275865	421012	
306 BELGIUM			3558	2943	
318 DENMARK			319	331	
335 GERMANY W	128	250	128	250	
344 ITALY	456	648	2678	3212	
347 JAPAN			601	442	
352 MEXICO			157	132	
354 NETHRLNDS	1016	2551	4268	7061	
400 U STATES	1220	2308	31235	44500	
	33390	53001	318809	479883	
FELT PRESSED	LB				3343
100 U KINGDOM	1631	4111	8893	20031	
335 GERMANY W			4532	7017	
400 U STATES	5170	8168	32258	49120	
	6801	12279	45683	76168	
RUGS RAILWAY STEAMER AND AUTO	LB				3344
100 U KINGDOM	4230	12938	22566	52779	
306 BELGIUM			1354	328	
318 DENMARK	290	786	355	928	
335 GERMANY W	162	410	448	1925	
344 ITALY	37484	17684	192526	102511	
354 NETHRLNDS			35	54	
400 U STATES			164	347	
	42166	31818	217448	158872	
WOOL MANUFACTURES N O P	LB				3345
100 U KINGDOM	1624	4725	9449	31908	
305 AUSTRIA			110	429	
306 BELGIUM	2088	3475	5140	8449	
327 FRANCE	22	96	86	992	
335 GERMANY W	505	1197	2160	4475	
344 ITALY			152	544	
347 JAPAN			100	138	
354 NETHRLNDS	246	209	399	545	
365 POLAND			253	275	
375 SWEDEN	45	70	45	70	
376 SWITZRLND			422	753	
400 U STATES	12347	22927	78061	166306	
	16877	32699	96377	214884	
YARN SYNTHETIC ACETATE SINGLES	LB				3360
100 U KINGDOM	2500	1625	21675	12807	
400 U STATES	1111	1188	7231	9260	
	3611	2813	28906	22067	
YARNS SYNTHETIC SINGLES N O P	LB				3361
100 U KINGDOM	150	104	14259	11055	

IMPORTS INTO CANADA FOR CONSUMPTION

Articles and Countries from which Imported	MONTH OF JUNE 1957		SIX MONTHS ENDED JUNE 1957		Class Number
	Quantities	Values (\$)	Quantities	Values (\$)	
335 GERMANY W			14965	16339	
376 SWITZRLND			1000	532	
400 U STATES	9122	6787	100471	78348	
YARNS THREADS SYNTHETIC N O P	9272	6891	130695	106274	
100 U KINGDOM	LB 9592	10628	66868	86999	3362
327 FRANCE	66	185	11990	26389	
335 GERMANY W	2298	3883	24239	31113	
344 ITALY			34	81	
347 JAPAN			3000	1396	
354 NETHRLNDS	403	363	5562	4800	
376 SWITZRLND	2731	2675	4197	3911	
400 U STATES	235571	236161	1202041	1389031	
YARN SYNTHETIC FOR PILE FABRIC	250661	253895	1317931	1543720	
100 U KINGDOM	LB		4019	2258	3363
YARNS SYNTHETIC ACETATE TWIST	LB		4019	2258	3364
100 U KINGDOM	255	264	1720	2194	
400 U STATES	45617	49596	118872	139655	
STAPLE FIBRES SYNTHETIC	45872	49860	120592	141849	
100 U KINGDOM	LB 49769	16397	457428	156192	3365
305 AUSTRIA			62166	16104	
327 FRANCE			481	479	
335 GERMANY W	50562	19774	464301	171761	
344 ITALY	44259	11975	193555	55375	
376 SWITZRLNO			1722	424	
400 U STATES	547754	454738	4140661	3859411	
TOPS OF SYNTHETIC FIBRES	692344	502884	5320314	4259746	
100 U KINGDOM	LB 51974	21781	171228	75213	3366
335 GERMANY W	29845	18725	201418	115470	
400 U STATES	55306	65390	223694	262222	
WASTE SHORT FIBRE SYNTHETIC	137125	105896	596340	452905	
100 U KINGDOM	LB 4438	3300	31918	14806	3367
327 FRANCE			100	84	
400 U STATES	76207	53820	789889	474592	
YARNS FROM POLYAMIDES NYLON	80645	57120	821907	489489	
100 U KINGDOM	LB		1252	6101	3368
335 GERMANY W			34	64	
400 U STATES	24865	81728	144759	412385	
YARN SYNTHETIC FOR TIRE FABRIC	24865	81728	146045	418550	
316 CUBA	LB 59848	31312	1443792	733610	3369
400 U STATES	25221	15155	364466	206744	
KNITTED FABRIC SYNTHETIC FIBRE	85139	46467	1808258	940354	
100 U KINGDOM	LB 7081	5933	68395	69515	3371
327 FRANCE			58	321	
335 GERMANY W			59	172	
344 ITALY			194	97	
376 SWITZRLND			116	451	
400 U STATES	48040	149618	169142	491724	
FABRICS SYNTHETIC FIBRE N O P	55121	155551	237964	562280	
100 U KINGDOM	LB 50826	70173	269059	392963	3372
231 HONG KONG			1141	2364	
305 AUSTRIA			3553	5070	
306 BELGIUM	1183	1598	25338	35195	
317 CZECHO S			9484	15997	
327 FRANCE	1206	7984	17599	71297	
335 GERMANY W	109431	170094	422432	687002	
344 ITALY	25771	31433	175391	239228	
347 JAPAN	24948	25910	109244	121715	
354 NETHRLNDS	26648	39544	113105	166411	
360 ISRAEL			261	705	
372 SPAIN	291	772	2162	5765	
375 SWEDEN	206	1120	1835	7072	
376 SWITZRLND	879	4334	10161	44731	
392 SYRIA			60	149	
400 U STATES	520627	1166497	3911380	9250340	
RIBBONS OF SYNTHETIC FIBRES	762016	1519459	5072205	11046004	
100 U KINGDOM	LB 98	522	3744	13043	3373
306 BELGIUM			187	415	
317 CZECHO S	1878	1124	4242	5311	
327 FRANCE	1950	5021	10284	38340	
335 GERMANY W	301	1165	2551	8538	
347 JAPAN	5195	4937	32196	38368	
354 NETHRLNDS			200	935	
375 SWEDEN			17	196	
376 SWITZRLND	1315	5437	10763	32727	
400 U STATES	33845	66031	214159	434987	
STOCKINGS NYLON WOMENS	44582	84237	278343	572860	
100 U KINGDOM	DZ PR 34165	162588	276637	1357032	3376
327 FRANCE	234	2240	756	7640	
335 GERMANY W			530	3508	
344 ITALY	1000	4423	11702	50351	
347 JAPAN			538	1947	
354 NETHRLNOS			84	507	
389 IRELAND			2440	11058	
400 U STATES	11865	66201	79470	493945	
	47264	235452	372157	1925988	

IMPORTS INTO CANADA FOR CONSUMPTION

Articles and Countries from which Imported	MONTH OF JUNE 1957		SIX MONTHS ENDED JUNE 1957		Class Number	
	Quantities	Values (\$)	Quantities	Values (\$)		
STOCKINGS SYNTHETIC MENS BOYS	DZ PR				3378	
100 U KINGDOM	801	4362	4692	30664		
327 FRANCE	231	1732	1556	11825		
335 GERMANY W			20	129		
344 ITALY	55	334	148	970		
376 SWITZRLND	322	2891	562	5193		
400 U STATES	3566	15538	53251	215450		
	4975	24857	60229	264231		
STOCKINGS SYNTHETIC FIBRE NOP	DZ PR				3379	
100 U KINGDOM	470	1757	18553	38071		
335 GERMANY W	169	1291	914	6177		
400 U STATES	4637	17018	45636	169216		
	5276	20066	65103	213464		
GLOVES OF SYNTHETIC FIBRES	DZ PR				3380	
100 U KINGDOM			914	8787		
231 HONG KONG	2742	10448	68551	218473		
232 MALTA			306	2759		
305 AUSTRIA			18	107		
317 CZECHO S			575	2081		
327 FRANCE	32	283	225	1813		
335 GERMANY W	206	1403	20704	109123		
344 ITALY	534	4311	7574	39494		
347 JAPAN	4452	11745	133631	372905		
400 U STATES	1124	8358	6938	78876		
	9090	36548	239436	834418		
CLOTHING NOP WOVEN SYNTH FIBRE	OZ				3383	
100 U KINGDOM	34945	14341	156890	74423		
215 INDIA			144	212		
231 HONG KONG	202624	15662	455571	40996		
305 AUSTRIA	172	273	6308	3513		
306 BELGIUM	930	1237	1667	1843		
327 FRANCE	32104	11074	64592	31244		
335 GERMANY W	6982	1855	82734	12647		
336 GREECE			736	219		
344 ITALY	4285	2846	100140	67162		
347 JAPAN	1031034	74296	5055519	379622		
354 NETHRLNDS	164	75	644	195		
359 NORWAY	416	411	416	411		
360 ISRAEL	19776	5078	162603	37989		
375 SWEDEN			544	388		
376 SWITZRLNO	3381	2387	23131	16603		
393 TAIWAN			1472	492		
400 U STATES	496457	123935	3552911	969923		
	1833270	253470	9666022	1637882		
DRESSES WVN SYNT WOMENS CHLONS	NO					3384
100 U KINGDOM	240	1473	583	11324		
231 HONG KONG			1412	1781		
306 BELGIUM	10	275	45	845		
327 FRANCE			107	7024		
335 GERMANY W			5	55		
336 GREECE			14	545		
344 ITALY			16	266		
347 JAPAN			120	364		
354 NETHRLNOS			39	658		
376 SWITZRLND	14	481	129	5475		
400 U STATES	14126	77986	115579	701658		
	14390	80215	118049	729995		
UNDERWEAR KNITTED SYNTHETIC	LB				3385	
100 U KINGDOM	1567	5208	19841	54857		
231 HONG KONG			103	109		
327 FRANCE			46	323		
335 GERMANY W			274	423		
347 JAPAN			1611	3096		
400 U STATES	980	4745	21441	78428		
	2547	9953	43316	137236		
CLTHG SYNT FIB KNIT INFTS CHLD	LB				3386	
100 U KINGDOM	337	1113	5238	14757		
335 GERMANY W			41	186		
347 JAPAN	674	627	3552	2822		
400 U STATES	912	3986	6446	26887		
	1923	5726	15277	44652		
CLTHG SYNT FIB KNIT WOMNS GRLS	LB				3387	
100 U KINGDOM	944	7816	3639	24521		
305 AUSTRIA			16	160		
306 BELGIUM	150	502	150	502		
327 FRANCE	115	805	213	1513		
335 GERMANY W	95	380	189	717		
344 ITALY	16	147	326	3086		
347 JAPAN			5052	5909		
354 NETHRLNOS			188	473		
376 SWITZRLNO	66	320	115	1275		
400 U STATES	8105	33916	53278	240718		
	9491	43886	63166	278874		
CLTHG SYNTH FIB KNIT MENS BOYS	LB				3388	
100 U KINGDOM	84	632	3175	6983		
231 HONG KONG			115	145		
327 FRANCE			10	120		
335 GERMANY W	28	132	126	463		
344 ITALY			26	104		
347 JAPAN			8326	7771		
400 U STATES	1672	6361	12755	40432		
	1784	7125	24533	56018		
CURTAINS OF SYNTHETIC FIBRE	OZ				3390	
100 U KINGDOM	3955	555	88231	11098		
376 SWITZRLNO			1068	588		
400 U STATES	480439	86853	3860207	685172		
	484394	87408	3949506	696858		

IMPORTS INTO CANADA FOR CONSUMPTION

Articles and Countries from which Imported	MONTH OF JUNE 1957		SIX MONTHS ENDED JUNE 1957		Class Number
	Quantities	Values (\$)	Quantities	Values (\$)	
HANDKERCHIEFS SYNTHETIC FIBRE	0Z				3391
100 U KINGDOM			752	91	
231 HONG KONG			1150	131	
327 FRANCE			212	155	
347 JAPAN	30944	1527	121196	10011	
376 SWITZRLND	160	254	3311	2999	
400 U STATES	128	85	4780	1490	
	31232	1866	131401	14877	
SYNTHETIC FIBRE MANUFACTRS NOP	0Z				3392
100 U KINGDOM	399627	28983	2276041	202840	
215 INDIA			384	177	
231 HONG KONG	388	57	7491	680	
305 AUSTRIA			2136	371	
306 BELGIUM			18330	1656	
317 CZECHO S			8912	982	
327 FRANCE	15456	3574	113761	25122	
335 GERMANY W	19271	4839	107312	19544	
344 ITALY	51019	4507	862766	50429	
347 JAPAN	408701	25999	2831873	172660	
354 NETHRLNDS	23353	1852	54372	6256	
359 NORWAY			59	65	
375 SWEDEN			15678	5887	
376 SWITZRLND	2820	1237	24355	9978	
390 GERMANY E			1379	275	
400 U STATES	4407335	389474	20239879	2047292	
	5327970	460522	26564728	2544214	
SYNTH FIBRE FOR ELEC APPARATUS	0Z				3393
100 U KINGDOM	1440	320	26016	3741	
400 U STATES	46710	10499	327842	66201	
	48150	10819	353858	69942	
HAIR CLOTH-					3401
100 U KINGDOM		2465		26883	
400 U STATES				3633	
		2465		30516	
KAPOK	CWT				3411
321 ECUADOR			5	165	
355 INDONESIA	116	4465	1632	54067	
371 THAILAND			222	5782	
400 U STATES	372	11489	919	31772	
	488	15954	2778	91786	
MANILA FIBRE	CWT				3412
100 U KINGDOM			497	11094	
337 GUATEMALA			3150	63805	
361 PANAMA			2100	45827	
364 PHIL	2091	31874	15826	279370	
400 U STATES	408	10493	9545	212620	
	2499	42367	31118	612716	
SISAL ISTLE TAMPICO FIBRE	CWT				3413
100 U KINGDOM			3952	36289	
203 B E AFR			4059	30660	
215 INDIA	400	2946	400	2946	
306 BELGIUM			242	2431	
309 BRAZIL	8632	63201	124948	940341	
320 DOM REP	1123	8579	1123	8579	
338 HAITI	16724	133659	63959	492701	
352 MEXICO	7976	69068	32814	255714	
394 PORT E AF	2016	17230	2016	17230	
400 U STATES	10773	91980	108043	920235	
	47644	386663	341556	2707126	
VEGETABLE FIBRE N O P	CWT				3414
100 U KINGDOM			65	1152	
212 S LEONE	66	926	66	926	
215 INDIA	179	1379	291	2561	
221 B GUIANA			22	135	
231 HONG KONG	25	943	25	943	
333 MADAGASCR			31	735	
352 MEXICO			363	2703	
353 MOROCCO			219	1852	
400 U STATES	140	3333	2456	27426	
	410	6581	3538	38433	
BALER TWINE	CWT				3420
100 U KINGDOM	13154	188021	27747	389654	
306 BELGIUM	2360	30627	8310	106351	
318 DENMARK	7203	97081	8043	108952	
335 GERMANY W	310	4232	790	12048	
352 MEXICO	5678	66626	15371	199229	
354 NETHRLNDS	3479	48422	10871	151818	
366 PORTUGAL	3848	44973	5848	70016	
400 U STATES	10123	162240	14729	241927	
	46155	642222	91709	1279995	
GRASSES SEAWEEED MOSSES BAGASSE					3421
100 U KINGDOM		4163		11269	
215 INDIA				110	
231 HONG KONG		138		1330	
335 GERMANY W				290	
344 ITALY		1857		3441	
347 JAPAN		298		4719	
354 NETHRLNDS				1224	
359 NORWAY				1964	
383 HAWAII				625	
400 U STATES		6588		46165	
		13044		71137	
BINDER TWINE	CWT				3422
100 U KINGDOM	1095	16226	2775	40894	
306 BELGIUM	1001	12910	2231	28832	
318 DENMARK	300	3997	3960	50542	

IMPORTS INTO CANADA FOR CONSUMPTION

Articles and Countries from which Imported	MONTH OF JUNE 1957		SIX MONTHS ENDED JUNE 1957		Class Number
	Quantities	Values (\$)	Quantities	Values (\$)	
335 GERMANY W	1115	14309	1115	14309	
352 MEXICO	606	8160	812	12097	
354 NETHRLNDS	4916	72548	10830	155015	
366 PORTUGAL	844	11197	844	11197	
400 U STATES	264	4627	264	4627	
	10141	143974	22831	317513	
COIR AND COIR YARN	CWT				3423
215 INDIA	13	125	3000	27042	
217 CEYLON			136	1913	
400 U STATES			11	144	
	13	125	3147	29099	
MATS RUGS N O P OF COCOA FIBRE	SQ YD				3424
203 B E AFR	97	261	427	1080	
215 INDIA	21228	10198	56090	27098	
335 GERMANY W			407	629	
354 NETHRLNDS	1528	1274	4397	3846	
400 U STATES			633	713	
	22853	11733	61954	33366	
STRAW OR PAPER CARPETING RUGS					3425
100 U KINGDOM				188	
223 BARBADOS				176	
228 LEEW WIND				110	
231 HONG KONG		426		2720	
347 JAPAN				24998	
354 NETHRLNDS				78	
383 HAWAII				191	
400 U STATES		4288		36628	
		4714		65089	
VEGETABLE FIBRES FOR BRUSHES	CWT				3428
100 U KINGDOM	119	3224	533	19704	
215 INDIA	400	1622	1022	4938	
231 HONG KONG			55	1645	
304 ARGENTINA			10	2082	
306 BELGIUM	61	2571	1230	26025	
352 MEXICO	144	8505	1310	69658	
400 U STATES	562	23239	2906	116339	
	1286	39161	7066	240391	
MATS CUT PILE OF COCOA FIBRE	SQ FT				3429
100 U KINGDOM			1196	342	
215 INDIA	118005	15307	353835	53421	
354 NETHRLNDS			1707	692	
	118005	15307	356738	54455	
WASTE FOR FURTHER PREPARATION	CWT				3451
100 U KINGDOM	1077	35027	8770	254505	
203 B E AFR	448	3102	1008	7000	
215 INDIA			2427	18054	
216 PAKISTAN			814	7593	
224 JAMAICA			967	1100	
234 AUSTRALIA			126	4988	
236 NEW ZEAL			350	20246	
304 ARGENTINA			726	6383	
306 BELGIUM			1212	4543	
309 BRAZIL			3387	29483	
327 FRANCE			1	162	
335 GERMANY W			668	2355	
344 ITALY	443	5288	1545	13489	
352 MEXICO			1473	9156	
354 NETHRLNDS			943	9176	
375 SWEDEN			130	2171	
383 HAWAII			898	984	
384 P RICO			360	4028	
400 U STATES	24086	249641	198589	1881837	
	26054	293058	224394	2277253	
WASTE FOR WIPING RAGS N O P	CWT				3452
100 U KINGDOM	305	8411	6104	160543	
234 AUSTRALIA			18	888	
306 BELGIUM	339	5238	1039	21432	
327 FRANCE			257	17734	
335 GERMANY W	42	1111	42	1111	
344 ITALY			376	6049	
347 JAPAN			650	7922	
354 NETHRLNDS	109	1762	625	9021	
375 SWEDEN			1065	27868	
400 U STATES	23905	220606	202613	1634571	
	24700	237128	212789	1887139	
WASTE GARNETTED READY FOR USE	LB				3453
100 U KINGDOM	8129	3164	22971	7668	
327 FRANCE			4995	7231	
335 GERMANY W			4035	661	
347 JAPAN	6000	691	18000	2082	
400 U STATES	44354	8359	794149	112173	
	58483	12214	844150	129815	
BATTS BATTING WADDING N O P	LB				3454
100 U KINGDOM			112	58	
400 U STATES	18147	8963	62120	32264	
	18147	8963	62232	32322	
FISH NETS NETTINGS COMMERCIAL	LB				3460
100 U KINGDOM	53514	90636	369089	550087	
318 DENMARK	787	3051	3307	5251	
335 GERMANY W	55	87	2236	2642	
347 JAPAN	92590	100854	348110	495519	
354 NETHRLNDS	998	4267	48928	45326	
359 NORWAY			3250	3446	
400 U STATES	8044	18442	45046	90135	
	155988	217337	819966	1192406	

IMPORTS INTO CANADA FOR CONSUMPTION

Articles and Countries from which Imported	MONTH OF JUNE 1957		SIX MONTHS ENDED JUNE 1957		Class Number
	Quantities	Values (\$)	Quantities	Values (\$)	
FISHING LINES COMMERCIAL	LB				3461
100 U KINGDOM	13979	10524	203352	160394	
318 DENMARK	584	2398	584	2398	
335 GERMANY W	363	1274	18427	19512	
347 JAPAN	100	192	10814	15758	
354 NETHRLNDS			9898	4568	
359 NORWAY			8434	5534	
389 IRELAND			237	659	
400 U STATES	27684	31277	213953	233152	
	42710	45665	465699	441975	
CORDAGE MANILA OVER 1 IN CIRC	LB				3463
100 U KINGDOM	168772	41280	1003705	245905	
318 DENMARK			31288	8213	
335 GERMANY W			327	189	
352 MEXICO			43937	6164	
364 PHIL	16197	2828	58223	10531	
366 PORTUGAL	2152	239	2152	239	
400 U STATES	790	385	10897	4703	
	187911	44732	1150529	275944	
COROAGE COMMERCIAL FISH NET	LB				3464
100 U KINGDOM	45159	10203	853424	211797	
306 BELGIUM	5012	1036	137250	32672	
318 DENMARK	1403	289	156875	33066	
335 GERMANY W			7269	1608	
347 JAPAN			5658	8555	
352 MEXICO			59311	9146	
354 NETHRLNDS	2055	477	139949	26995	
364 PHIL	12898	2252	94764	18427	
389 IRELAND			22972	5897	
400 U STATES	1621	1682	12900	15219	
	68148	15939	1490372	363382	
COROAGE OVER 1 INCH NOP	LB				3465
100 U KINGDOM	33947	12082	278190	85909	
220 BERMUDA			5411	271	
359 NORWAY			2444	953	
400 U STATES	7938	1345	46811	18690	
	41885	13427	332858	105823	
COTTON FABRIC RUBBERIZED	LB				3472
100 U KINGDOM	174	189	5529	2238	
335 GERMANY W	82	95	82	95	
347 JAPAN			5684	1196	
400 U STATES	21680	14539	151811	111134	
	21936	14823	163106	114663	
COTTON WINDOW SHADE CLOTH	LB				3473
100 U KINGDOM			1434	1012	
400 U STATES	1086	1652	28223	38324	
	1086	1652	29657	39336	
COTTON FABRICS COATED N O P	LB				3474
100 U KINGDOM	62905	25132	263355	202035	
306 BELGIUM			615	876	
327 FRANCE			99	261	
335 GERMANY W	1086	1009	3677	3603	
347 JAPAN			821	191	
354 NETHRLNDS	163	72	2617	1369	
400 U STATES	364033	309739	2295316	2232068	
	428187	335952	2566500	2440403	
ARTISTS CANVAS COATED PREPARED					3475
100 U KINGDOM				1132	
306 BELGIUM		203		682	
354 NETHRLNDS				235	
400 U STATES		3600		20784	
		3803		22833	
CANVAS FLAX FOR TENTS AWNINGS	LB				3476
100 U KINGDOM			36868	24021	
327 FRANCE	1073	545	3219	1635	
400 U STATES	100	85	413	686	
	1173	630	40500	26342	
FABRICS JUTE COATED	LB				3478
100 U KINGDOM	5086	1607	10588	3501	
354 NETHRLNDS			8695	2572	
400 U STATES	12616	3937	64519	19972	
	17702	5544	83802	26045	
FABRICS VEG FIBRE COATED	LB				3479
100 U KINGDOM	21499	13791	202663	91126	
306 BELGIUM			2004	2560	
327 FRANCE	1020	625	3723	2785	
335 GERMANY W			4055	2931	
347 JAPAN	33088	5246	261658	44465	
400 U STATES	15850	15339	124223	130813	
	71457	35001	598326	274680	
FABRICS FOR BRATTICE CLOTH	LB				3480
100 U KINGDOM	2666	550	99651	19480	
400 U STATES			2854	941	
	2666	550	102505	20421	
FABRICS SILK COATED	LB				3481
100 U KINGDOM			32	95	
400 U STATES	652	4805	3919	21798	
	652	4805	3951	21893	
FABRICS WOOL COATED	LB				3483
100 U KINGDOM			10061	5146	
305 AUSTRIA			836	2469	
306 BELGIUM	2723	4079	10221	14812	
335 GERMANY W	9819	15701	27271	53056	
400 U STATES	461	628	16278	17613	
	13003	20408	64667	93096	

IMPORTS INTO CANADA FOR CONSUMPTION

Articles and Countries from which Imported	MONTH OF JUNE 1957		SIX MONTHS ENDED JUNE 1957		Class Number	
	Quantities	Values (\$)	Quantities	Values (\$)		
FABRICS SYNTHETIC FIBRE COATED	LB				3484	
100 U KINGDOM	8	60	224	459		
306 BELGIUM	16829	16489	326303	320301		
327 FRANCE			10790	20555		
335 GERMANY W			125	220		
400 U STATES	137275	202033	1044936	1540832		
	154112	218582	1382378	1882367		
OILCLOTH FLOOR LINOLEUM	LB				3485	
100 U KINGDOM	2911970	370155	15766746	2012657		
400 U STATES	802852	145950	5266639	918701		
	3714822	516105	21033385	2931358		
OILCLOTH CARRIAGE SHELF TABLE	LB				3486	
100 U KINGDOM	11132	7682	61455	41351		
335 GERMANY W	1695	950	1845	1058		
344 ITALY			180	401		
347 JAPAN	400	418	1000	864		
400 U STATES	50942	38947	245956	183780		
	64169	47997	310436	227454		
TYPEWRITER RIBBONS	LB				3487	
100 U KINGDOM	823	2230	4062	10199		
305 AUSTRIA	1020	1498	1403	2124		
400 U STATES	182	1393	3100	21351		
	2025	5121	8565	33674		
FABRICS COTTON TO COVER RUBBER	LB				3488	
100 U KINGDOM	3247	4096	38144	47250		
400 U STATES	2829	3936	8153	11166		
	6076	8032	46297	58416		
CORD TIRE FABRICS SYMTH FIBRE	LB				3489	
400 U STATES	9339	10943	163879	244534		
	9339	10943	163879	244534		
LACE EMBROIDERIES BOBBINET MOP	LB				3501	
100 U KINGDOM	1525	10087	15959	98338		
215 INDIA			136	687		
231 HONG KONG			382	1953		
305 AUSTRIA	11	104	610	4094		
306 BELGIUM	59	700	344	2475		
327 FRANCE	4551	44821	29195	292862		
335 GERMANY W	53	304	912	4038		
344 ITALY			214	1680		
347 JAPAN	3174	6359	8308	22398		
354 NETHRLNDS	2	69	2	69		
367 AZORES			195	879		
376 SWITZRLND	40	344	1636	15620		
400 U STATES	23056	108582	147440	752124		
	32471	171370	205333	1197217		
CORSETS GIRDLES BRASSIERES						3510
100 U KINGDOM				1553		
224 JAMAICA				143		
225 TRINIDAD		998		6455		
335 GERMANY W				397		
347 JAPAN		13105		107377		
354 NETHRLNDS		63		275		
400 U STATES		75309		609811		
		89475		726011		
BRACES OR SUSPENDERS AND PARTS					3511	
100 U KINGDOM		358		4344		
327 FRANCE				89		
335 GERMANY W		3501		26557		
344 ITALY				115		
354 NETHRLNDS				849		
400 U STATES		11340		37781		
		15199		69735		
CHURCH VESTMENTS ANY MATERIAL					3512	
100 U KINGDOM		1329		8003		
306 BELGIUM				695		
327 FRANCE		5462		53343		
335 GERMANY W				494		
344 ITALY				287		
376 SWITZRLNO		88		1197		
400 U STATES		5186		34231		
		12065		98250		
GARMENTS KNITTED N O P	LB				3514	
100 U KINGDOM	72	501	370	3213		
305 AUSTRIA			10	180		
335 GERMANY W			465	1779		
344 ITALY			60	1640		
347 JAPAN			640	687		
400 U STATES			967	3501		
	72	501	2512	11000		
GLOVES MITTS AND MITTENS N O P	DZ PR				3515	
100 U KINGDOM	171	1804	1302	12364		
335 GERMANY W			103	262		
344 ITALY	416	1857	685	2846		
347 JAPAN	6100	8042	8286	12480		
400 U STATES	2034	9019	9153	55153		
	8721	20722	19529	83105		
BERETS OF WOOL KNITTED FULLEO	DOZ				3516	
100 U KINGDOM	385	2534	6704	35401		
327 FRANCE	460	1667	1235	5037		
344 ITALY	21	138	21	138		
400 U STATES			29	274		
	866	4339	7989	40850		
CAPS BONNETS BERETS N O P	DOZ				3517	
100 U KINGDOM	2224	15073	21032	122643		
305 AUSTRIA		72	2	72		
306 BELGIUM	5	56	26	130		

IMPORTS INTO CANADA FOR CONSUMPTION

Articles and Countries from which Imported	MONTH OF JUNE 1957		SIX MONTHS ENDED JUNE 1957		Class Number
	Quantities	Values (\$)	Quantities	Values (\$)	
318 DENMARK	14	349	251	1004	
327 FRANCE	130	500	549	2972	
335 GERMANY W	102	827	4837	9761	
344 ITALY	35	76	970	3097	
347 JAPAN	13574	15130	139085	153709	
352 MEXICO			32	135	
359 NORWAY			8	59	
376 SWITZRLND	114	1464	138	1788	
400 U STATES	34531	26480	92759	239153	
	50731	60027	259689	534523	
HATS OF FUR FELT MENS	00Z				3518
100 U KINGDOM	10	411	517	24430	
305 AUSTRIA			4	168	
306 BELGIUM			14	677	
327 FRANCE			20	725	
344 ITALY	21	1638	185	14174	
400 U STATES	32	1706	140	8353	
	63	3755	880	48527	
HATS OF WOOL FELT	00Z				3519
100 U KINGDOM	49	1036	132	3269	
305 AUSTRIA			2	96	
327 FRANCE			2	217	
400 U STATES	194	2288	750	11792	
	243	3324	886	15374	
HATS OF FUR FELT WOMENS	00Z				3520
100 U KINGDOM	6	454	30	1550	
327 FRANCE	29	1079	190	6603	
344 ITALY	2	128	15	1195	
376 SWITZRLND			16	1105	
400 U STATES	10	422	244	10992	
	47	2083	495	21445	
HATS N O P	00Z				3521
100 U KINGDOM	13	844	2320	24945	
224 JAMAICA	12	136	41	425	
231 HONG KONG			1888	6349	
305 AUSTRIA			7	443	
306 BELGIUM			23	333	
318 DENMARK			12	173	
327 FRANCE	101	4811	521	24463	
335 GERMANY W	103	3542	400	11925	
344 ITALY	241	1492	1536	13413	
347 JAPAN	125	402	428	885	
352 MEXICO	1204	1326	2640	3340	
354 NETHRLNDS			26	2542	
359 NORWAY	17	154	59	557	
376 SWITZRLND	11	217	242	10200	
390 GERMANY E			53	522	
400 U STATES	3583	55602	37939	755082	
	5410	68526	48135	855597	
FIREMENS AND OTHER HELMETS					3522
100 U KINGDOM		1133		4150	
400 U STATES		70979		467325	
		72112		471475	
KNITTED GOODS N O P	LB				3524
100 U KINGDOM	415	1845	5320	13584	
335 GERMANY W			3068	3687	
344 ITALY	47	56	696	1876	
347 JAPAN			1630	1169	
376 SWITZRLND			162	593	
400 U STATES	16978	33346	130146	235684	
	17440	35247	141022	256593	
CHEVILLE YARNS AND CORDS	LB				3548
400 U STATES			564	823	
			564	823	
USED BAGS OF VEGETABLE FIBRE					3550
100 U KINGDOM		267		382	
400 U STATES		4594		23440	
		4861		23822	
BELTING N O P	LB				3551
100 U KINGDOM	1253	2508	14240	20304	
335 GERMANY W			199	955	
376 SWITZRLND			25	197	
400 U STATES	8818	13162	45168	71311	
	10071	15670	59632	92767	
BLANKETS FOR PRINTING PRESSES					3552
100 U KINGDOM		2017		13976	
335 GERMANY W				2755	
376 SWITZRLNO				128	
384 P RICO				103	
400 U STATES		52236		284449	
		54253		301411	
BRAIDS CORDS FRINGES N O P					3553
100 U KINGDOM		2273		16300	
306 BELGIUM				83	
327 FRANCE		1865		6078	
335 GERMANY W		3075		7853	
344 ITALY				1219	
347 JAPAN				3342	
376 SWITZRLND		1254		10091	
400 U STATES		55026		381515	
		63493		426481	
CARPETS N O P	SQ FT				3554
100 U KINGDOM	48712	7762	395054	61524	
215 INDIA			1800	929	
306 BELGIUM	110663	21594	730662	137948	
317 CZECHO S			12686	2758	

IMPORTS INTO CANADA FOR CONSUMPTION

Articles and Countries from which Imported	MONTH OF JUNE 1957		SIX MONTHS ENDED JUNE 1957		Class Number
	Quantities	Values (\$)	Quantities	Values (\$)	
318 DENMARK			1890	434	
327 FRANCE			1107	793	
335 GERMANY W	1254	630	6292	3010	
344 ITALY	12963	2643	70809	15419	
347 JAPAN	24787	5846	398578	49337	
354 NETHRLNDS	1014	342	1468	540	
365 POLAND			253	167	
400 U STATES	128011	51567	873957	362237	
	327404	90384	2494556	635096	
CURTAINS N O P					3557
100 U KINGDOM		289		3217	
400 U STATES		2635		37503	
		2924		40720	
FELT ADHESIVE FOR VESSELS					3558
100 U KINGDOM				5053	
				5053	
HAT BRAIDS NOT OVER 6 INCHES					3559
231 HONG KONG				2681	
344 ITALY				17172	
347 JAPAN				241	
376 SWITZRLND		2223		305179	
400 U STATES		793		66948	
		3016		392221	
HAT SWEATS CAP PEAKS AND BANDS					3560
100 U KINGDOM		77		2081	
306 BELGIUM		802		2197	
335 GERMANY W		649		649	
347 JAPAN				1458	
400 U STATES		55715		277696	
		57243		284081	
HOODS AND SHAPES OF FUR FELT	DOZ				3561
100 U KINGDOM	195	6416	232	7858	
305 AUSTRIA	27	849	197	8328	
317 CZECHO S	2235	52851	11259	251459	
327 FRANCE	497	7238	1455	37745	
344 ITALY	1007	21184	3345	72750	
400 U STATES	474	14644	683	19908	
	4435	103182	17171	398048	
HOODS AND SHAPES OF WOOL FELT	DOZ				3562
HOODS AND SHAPES KNITTED	DOZ				3563
100 U KINGDOM			10	282	
231 HONG KONG			1346	13267	
317 CZECHO S			30	786	
321 ECUADOR	14	262	215	3091	
327 FRANCE			76	4116	
335 GERMANY W			9	117	
344 ITALY	44	420	8689	88672	
347 JAPAN	995	3250	7004	23727	
352 MEXICO	1100	410	2244	1577	
355 INDONESIA			5000	1668	
376 SWITZRLND			1009	14345	
393 TAIWAN			600	5678	
400 U STATES	476	2016	22322	197490	
	2629	6358	48554	354816	
HOODS AND SHAPES N O P	DOZ				3564
100 U KINGDOM	36	477	67	623	
321 ECUADOR			20	335	
327 FRANCE			7	730	
344 ITALY	10	77	733	7983	
376 SWITZRLND	4	69	945	17244	
400 U STATES	303	1572	3536	30479	
	353	2195	5308	57394	
MATERIALS FOR HAT BRAIDS					3565
SURGICAL DRESSINGS					3566
100 U KINGDOM		38447		192781	
335 GERMANY W		180		7895	
375 SWEDEN				835	
400 U STATES		64303		452368	
		102930		653879	
ELASTIC WEBBING WOVEN FOR MFRS	LB				3567
100 U KINGDOM	665	942	3104	5000	
327 FRANCE	101	365	101	365	
335 GERMANY W	279	1028	5397	16586	
347 JAPAN	98	198	13789	9976	
354 NETHRLNDS	30	50	608	1373	
400 U STATES	8230	13557	49887	97147	
	9403	16140	72886	130447	
ELASTIC WEBBING WOVEN N O P	LB				3568
100 U KINGDOM	1360	1997	4896	9361	
306 BELGIUM	298	602	298	602	
327 FRANCE			170	477	
335 GERMANY W			2783	6018	
344 ITALY	1133	3046	12165	15262	
347 JAPAN	27863	16555	152373	90918	
354 NETHRLNOS	315	537	3013	4936	
400 U STATES	17835	26023	106424	165504	
	48804	48760	282122	293078	
WINDOW SHADES DN ROLLERS N O P					3569
400 U STATES		1914		8589	
		1914		8589	
CORDED RIBBONS FOR MENS HATS	LB				3570
400 U STATES	2207	12483	21801	107069	
	2207	12483	21801	107069	

IMPORTS INTO CANADA FOR CONSUMPTION

Articles and Countries from which Imported	MONTH OF JUNE 1957		SIX MONTHS ENDED JUNE 1957		Class Number
	Quantities	Values (\$)	Quantities	Values (\$)	
NONELASTIC FABRICS FOR GARTERS	LB				3571
100 U KINGDOM	33	70	144	329	
400 U STATES	150	391	2568	7570	
FABRICS FOR CARD CLOTHING	LB				3572
400 U STATES	183	461	2712	7899	
FIBRE OR TEXTILE PRODUCTS NOP					3573
400 U STATES			1475	2787	
100 U KINGDOM			1475	2787	3573
344 ITALY		77		455	
376 SWITZRLND				1704	
400 U STATES				79	
BRAIDED CORD 1 IN CIRC OR LESS	LB				3574
100 U KINGDOM	107	96	2732	2094	
400 U STATES	8651	5751	38380	27821	
ELASTIC WEBBING BRAIDED	LB				3576
100 U KINGDOM					
335 GERMANY W					
344 ITALY					
347 JAPAN					
354 NETHRLNDS					
360 ISRAEL					
400 U STATES					
	2569	6950	24240	65338	
	2678	7183	45906	90376	

IMPORTS INTO CANADA FOR CONSUMPTION

Articles and Countries from which Imported	MONTH OF JUNE 1957		SIX MONTHS ENDED JUNE 1957		Class Number
	Quantities	Values (\$)	Quantities	Values (\$)	
GROUP 4					
WOOD WOOD PRODUCTS AND PAPER					
CANE REED OR RATTAN					4002
215 INDIA		2421		8727	
231 HONG KONG		160		2806	
335 GERMANY W				4409	
347 JAPAN		50		203	
354 NETHRLNDS				90	
400 U STATES		386		5033	
		3017		21268	
OSIERS WILLOWS AND BAMBOOS					4003
215 INDIA		860		1233	
231 HONG KONG				1818	
304 ARGENTINA				2016	
311 BURMA		224		224	
347 JAPAN		808		4373	
354 NETHRLNDS				405	
367 AZORES		892		892	
400 U STATES		317		7542	
		3101		18503	
CORKWOOD UNMANUFACTURED					4011
366 PORTUGAL				4650	
372 SPAIN				577	
400 U STATES		7303		9237	
		7303		14464	
FENCE POSTS	NO				4021
400 U STATES		1915	41064	9619	
		8463	41064	9619	
HICKORY BILLETS					4022
400 U STATES		11700		56440	
		11700		56440	
POLES TELEGRAPH AND PILING	NO				4024
400 U STATES		9350	54539	1796802	
		9350	54539	1796802	
RAILWAY TIES	NO				4025
381 ALASKA			265	829	
400 U STATES		15634	61452	210008	
		15634	61717	210837	
LOGS ROUND UNMANUFACTURED NOP	M FT				4026
400 U STATES		4530	95124	4795269	
		4530	95124	4795269	
HANDLE SHINGLE BOLTS FELLOES					4032
400 U STATES				12570	
				12570	
HUB LAST WAGON OAR GUN BLOCKS					4033
335 GERMANY W				274	
344 ITALY				932	
400 U STATES		44477		284681	
		44477		285887	
WOOD TEN PIN BLOCKS ROUGH					4034
TEAK AMARANTH TROPICAL WOODS					4041
100 U KINGDOM		304		649	
210 G COAST		374		53227	
217 CEYLON				320	
218 MALAYA				2660	
219 BEI OTHER				1528	
221 B GUIANA				1672	
234 AUSTRALIA		10253		35552	
309 BRAZIL				903	
312 CHILE		357		357	
314 COLOMBIA		2846		2846	
318 DENMARK				736	
321 ECUADOR				1159	
328 FR AFRICA				2176	
335 GERMANY W				78	
337 GUATEMALA				3200	
347 JAPAN				4312	
363 PERU				6309	
371 THAILAND		703		26230	
400 U STATES		26524		134820	
		41361		278734	
ASH WHITE	M FT				4042
400 U STATES		119	748	118986	
		119	748	118986	
CEDAR	M FT				4043
222 B HOND		1	1	229	
381 ALASKA		370	730	35830	
400 U STATES		260	1072	134381	
		631	1803	170440	
CHESTNUT	M FT				4044
400 U STATES		4	7	1763	
		4	7	1763	
FIR	M FT				4045
381 ALASKA		1	1	144	
400 U STATES		5904	34644	2917611	
		5905	34645	2917755	
GUMWOOD	M FT				4046
400 U STATES		20	246	27976	
		20	246	27976	
HEMLOCK	M FT				4047
400 U STATES		188	1638	122654	
		188	1638	122654	

IMPORTS INTO CANADA FOR CONSUMPTION

Articles and Countries from which Imported		MONTH OF JUNE 1957		SIX MONTHS ENDED JUNE 1957		Class Number
		Quantities	Values (\$)	Quantities	Values (\$)	
HICKORY	400 U STATES	M FT				4048
		19	2173	52	8661	
		19	2173	52	8661	
MAHOGANY	210 G COAST	M FT				4049
	211 NIGERIA	13	2265	117	28976	
	222 B HOND			30	6099	
	309 BRAZIL	114	33676	411	126086	
	328 FR AFRICA			50	7301	
	347 JAPAN	218	33432	57	11845	
	364 PHIL	48	7250	856	128228	
	400 U STATES	52	14139	554	96486	
		445	90762	1117	273106	
				3192	678127	
OAK	347 JAPAN	M FT				4050
	400 U STATES	44	6077	67	11080	
		3025	401901	19248	2676509	
		3069	407978	19315	2687589	
PINE SOUTHERN YELLOW OR PITCH	400 U STATES	M FT				4051
		232	37702	1391	234703	
		232	37702	1391	234703	
PINE WHITE OR OTHER N O P	309 BRAZIL	M FT				4052
	400 U STATES	120	13896	149	16560	
		3055	264516	12992	1146913	
		3175	278412	13141	1163473	
POPLAR	400 U STATES	M FT				4053
		180	27093	1638	209889	
		180	27093	1638	209889	
REOWOOD	400 U STATES	M FT				4054
		99	17780	484	106633	
		99	17780	484	106633	
WALNUT	327 FRANCE	M FT				4055
	400 U STATES			4	1143	
		245	80474	1382	422895	
		245	80474	1386	424038	
LUMBER AND TIMBER HARWOOD NOP	335 GERMANY W	M FT				4056
	400 U STATES			1	145	
		2195	187978	11494	1065340	
		2195	187978	11495	1065485	
LUMBER AND TIMBER N O P	381 ALASKA	M FT				4057
	400 U STATES	2	202	24	2106	
		553	31888	2755	162622	
		553	32090	2779	164728	
HARDWOOD FLOORING	400 U STATES	M FT				4058
		1479	175603	8683	1029024	
		1479	175603	8683	1029024	
PINE PONOEROSA AND SUGAR	400 U STATES	M FT				4059
		2127	201026	13109	1250755	
		2127	201026	13109	1250755	
LATHS	400 U STATES	M				4071
				14	209	
				14	209	
PICKETS PLAIN		M				4072
PLYWOOD GLUED OR CEMENTED	100 U KINGDOM				613	4073
	211 NIGERIA				5598	
	305 AUSTRIA				1683	
	318 OENMARK				3573	
	326 FINLAND		5402		24945	
	327 FRANCE		21840		73004	
	335 GERMANY W		5835		47446	
	344 ITALY				7553	
	347 JAPAN		238031		1035865	
	354 NETHRLNOS				3379	
	356 SURINAM				903	
	360 ISRAEL				33412	
	365 POLANO				44213	
	375 SWEODEN		501		5433	
	381 ALASKA				501	
	388 YUGO SLAV				1317	
	400 U STATES		65959		240611	
			337568		1530049	
SHINGLES OF WOOD	400 U STATES	RF SQ				4074
		3653	26181	15050	100906	
		3653	26181	15050	100906	
VENEERS OF ROSEWOOD ETC	100 U KINGDOM		277		622	4075
	327 FRANCE				146	
	347 JAPAN				6067	
	364 PHIL				2114	
	400 U STATES		16504		201511	
			16781		210460	
VENEERS OF WOOD N O P	100 U KINGDOM		671		726	4076
	307 BEL CONGO		11032		85916	
	318 DENMARK				279	
	327 FRANCE				302	
	344 ITALY				130	
	347 JAPAN		159		757	
	400 U STATES		130068		649873	
			141930		737983	
VENEERS OF WOOD TAPED JOINTEO	400 U STATES		2375		22963	4077
			2375		22963	

IMPORTS INTO CANADA FOR CONSUMPTION

Articles and Countries from which Imported	MONTH OF JUNE 1957		SIX MONTHS ENDED JUNE 1957		Class Number	
	Quantities	Values (\$)	Quantities	Values (\$)		
VENEERS AUSTRALIAN BLACKWOOD 400 U STATES		83		10507	4078	
		83		10507		
PLYWOOD FACED WITH METAL 335 GERMANY W 400 U STATES		101		13295	4079	
		101		23909		
				37204		
BARK CRUDE FOR TANNERS USE	CWT				4081	
FUELWOOD	CORD				4082	
400 U STATES	30	181	431	2785		
	30	181	431	2785		
PULPWOOD	CORD				4083	
400 U STATES	1978	36884	109715	1972099		
	1978	36884	109715	1972099		
SAWDUST AND WOOD FLOUR 400 U STATES		17689		135114	4084	
		17689		135114		
BARRELS EMPTY SLACK	NO				4090	
BARRELS EMPTY TIGHT	NO				4091	
327 FRANCE			15	118		
400 U STATES	18342	42590	154285	519628		
	18342	42590	154300	519746		
STAVES OAK SAWN SPLIT OR CUT 400 U STATES	M	192	82575	1651	585711	4094
		192	82575	1651	585711	
STAVES ROUGH SAWN N O P 400 U STATES	M			15	1384	4095
				15	1384	
STAVES N O P	M					4097
100 U KINGDOM	27	748	75	2160		
400 U STATES	110	5944	941	33311		
	137	6692	1016	35471		
WOODEN PAILS AND TUBS 400 U STATES		185		389	4098	
		185		389		
HOOPS HEADS AND LINERS OF WOOD 100 U KINGDOM		691		2954	4099	
400 U STATES		14212		109533		
		14903		112487		
CORK SLABS BOARDS TILES N O P 100 U KINGDOM		918		10023	4101	
318 DENMARK		2902		41635		
335 GERMANY W				183		
366 PORTUGAL		4422		49865		
372 SPAIN		52521		247154		
400 U STATES		12457		59129		
		73220		407989		
CORKS THREE FOURTHS IN OR LESS 100 U KINGDOM	LB		12	117	4102	
366 PORTUGAL	1056	1081	3307	4142		
372 SPAIN			73	215		
400 U STATES			1019	1854		
	1056	1081	4411	6328		
CORKS OVER THREE FOURTHS INCH 366 PORTUGAL	LB	10716	14898	81003	114504	4103
372 SPAIN		1065	1808	5641	15933	
400 U STATES		11781	16706	5638	8805	
				92282	139242	
CORK SLABS BOARDS FOR MFRS 366 PORTUGAL		2799		142771	4104	
372 SPAIN		36798		255876		
400 U STATES		156932		751064		
		196529		1149711		
MANUFACTURES OF CORKWOOD N O P 100 U KINGDOM		2604		35351	4105	
305 AUSTRIA				86		
327 FRANCE				264		
344 ITALY				170		
354 NETHRLNDS				316		
366 PORTUGAL		22319		163028		
372 SPAIN				46509		
375 SWEDEN				190		
400 U STATES		20141		137647		
		45064		383561		
BILLETS OF WOOD FOR BATS 400 U STATES		8130		39873	4112	
		8130		39873		
GUN STOCKS OF WALNUT ROUGH					4113	
WOOD HANDLES FOR AGRIC IMPL 400 U STATES		17967		124566	4114	
		17967		124566		
HANDLES OF WOOD N O P 100 U KINGDOM				1345	4118	
335 GERMANY W				429		
375 SWEDEN				2481		
400 U STATES		29447		217584		
		29447		221839		

IMPORTS INTO CANADA FOR CONSUMPTION

Articles and Countries from which Imported	MONTH OF JUNE 1957		SIX MONTHS ENDED JUNE 1957		Class Number
	Quantities	Values (\$)	Quantities	Values (\$)	
SHAFTS OR HEADS FOR GOLF CLUBS 400 U STATES		3695		21938	4119
LASTS OF WOOD 335 GERMANY W 400 U STATES		4975		264	4120
MEXICAN SADDLE TREES STIRRUPS 400 U STATES		4975		19029	4121
SPOKES HICKORY OAK ROUGH 400 U STATES		1339		6820	4122
WALKING STICKS AND CANES 100 U KINGDOM 327 FRANCE 344 ITALY 347 JAPAN 352 MEXICO 400 U STATES		204		9331	4125
SULPHITE PULP BL DISSOLVING 400 U STATES	CWT	4565	38531	398989	4130
SODA PULP	CWT	4565	38531	398989	4131
SULPHITE PULP UNBLEACHED 400 U STATES	CWT	44761	407267	2409685	4132
SULPHITE PULP BLEACHED N O P 381 ALASKA 400 U STATES	CWT	1032	1032	7249	4133
SULPHATE OR KRAFT PULP 400 U STATES	CWT	17078	185563	1185405	4134
WOOD PULP MECHANICAL	CWT	17078	185563	1185405	4135
PULP OF STRAW OR VEG FIBRE NOP 100 U KINGDOM 335 GERMANY W 400 U STATES	CWT	26346	102153	1192636	4136
BOBBINS SHUTTLES AND SPOOLS 100 U KINGDOM 335 GERMANY W 376 SWITZRLND 400 U STATES		26346	102180	1193444	4141
CASKETS COFFINS AND METAL PTS 400 U STATES		22046		158547	4142
CHARCOAL MADE FROM WOOD 400 U STATES	TON	103	837	75433	4143
CHURNS N O P WASHBOARDS 100 U KINGDOM 335 GERMANY W 375 SWEDEN 388 YUGO SLAV 400 U STATES		103	837	75433	4144
CLOTHES PINS AND PARTS 231 HONG KONG 318 DENMARK 335 GERMANY W 354 NETHRLNDS 375 SWEDEN 400 U STATES	GROSS	2276	107940	35858	4145
CRUTCHES OR STAFFS 400 U STATES		23100	107940	35858	4146
CURTAIN STRETCHERS 400 U STATES		2423		15300	4147
DOORS WOOD 6 FT X 2 FT OR OVER 100 U KINGDOM 335 GERMANY W 354 NETHRLNDS 400 U STATES	NO	65		5230	4148
EXCELSIOR OR WOOD WOOL 400 U STATES		6		2016	4149
FIBRE AND MANUFACTURES N O P 100 U KINGDOM 327 FRANCE 335 GERMANY W 375 SWEDEN 390 GERMANY E 400 U STATES		540	2530	11617	4150
		1107	7045	126594	
		1778	9721	141146	
		64		8329	
		7252		20301	
		868		2701	
		408		6186	
		94787		408	
		103379		536507	
				574432	

IMPORTS INTO CANADA FOR CONSUMPTION

Articles and Countries from which Imported	MONTH OF JUNE 1957		SIX MONTHS ENDED JUNE 1957		Class Number
	Quantities	Values (\$)	Quantities	Values (\$)	
FURNITURE MAINLY OF WOOD					4151
100 U KINGDOM		16384		96914	
215 INDIA				1163	
218 MALAYA		407		465	
223 BARBADOS		114		114	
231 HONG KONG		20889		132222	
236 NEW ZEAL				100	
305 AUSTRIA		82		781	
306 BELGIUM		1416		3233	
313 CHINA				971	
317 CZECHO S		7253		48568	
318 DENMARK		25735		208375	
322 EGYPT		177		523	
327 FRANCE		1789		22041	
335 GERMANY W		4810		72680	
344 ITALY		9296		27304	
347 JAPAN		5776		32222	
352 MEXICO		163		1457	
353 MOROCCO				386	
354 NETHRLNDS		1586		13301	
359 NORWAY				9824	
361 PANAMA				275	
365 POLAND		3119		15977	
372 SPAIN				231	
375 SWEDEN		3253		26165	
376 SWITZRLND		302		4617	
383 HAWAII				319	
388 YUGO SLAV				2824	
392 SYRIA				73	
400 U STATES		365432		2881730	
		467983		3606855	
MATCHES OF WOOD					4152
100 U KINGDOM				917	
335 GERMANY W				298	
344 ITALY		61		1094	
354 NETHRLNDS				75	
359 NORWAY		397		397	
365 POLAND				1233	
375 SWEDEN		7221		27940	
400 U STATES		3270		29947	
		10949		61901	
MOULDINGS OF WOOD					4153
335 GERMANY W		58		1072	
354 NETHRLNDS				465	
400 U STATES		7950		26530	
		8008		28067	
SKIS RACQUETS AND FRAMES BATS					4154
100 U KINGDOM		5118		25002	
215 INDIA		1114		6905	
216 PAKISTAN		6585		29924	
234 AUSTRALIA				4621	
305 AUSTRIA		155		10700	
306 BELGIUM		272		7018	
317 CZECHO S				800	
318 DENMARK		60		120	
326 FINLAND				324	
327 FRANCE		64		3352	
335 GERMANY W		1178		20116	
344 ITALY				2322	
347 JAPAN		1352		14044	
354 NETHRLNDS				1652	
359 NORWAY		249		3597	
375 SWEDEN				2193	
376 SWITZRLND				1873	
400 U STATES		9609		100673	
		25756		235236	
WINDOW SASH OF WOOD					4155
400 U STATES		19047		42648	
		19047		42648	
WOOD BOXES CRATES AND SHOOKS					4156
100 U KINGDOM				89	
335 GERMANY W		217		273	
344 ITALY		54		110	
347 JAPAN				697	
390 GERMANY E				1346	
400 U STATES		21068		139631	
		21339		142146	
MANUFACTURES OF WOOD N O P					4157
100 U KINGDOM		12403		79207	
203 B E AFR				1391	
205 RHOD NYAS				274	
207 UN SO AFR				138	
215 INDIA		394		1881	
216 PAKISTAN		118		118	
217 CEYLON		199		730	
225 TRINIDAD				74	
231 HONG KONG		2618		9428	
234 AUSTRALIA				392	
305 AUSTRIA		83		490	
306 BELGIUM		427		1249	
317 CZECHO S				5309	
318 DENMARK		281		4429	
326 FINLAND				1824	
327 FRANCE		1593		11256	
335 GERMANY W		11820		79408	
338 HAITI				85	

IMPORTS INTO CANADA FOR CONSUMPTION

Articles and Countries from which Imported	MONTH OF JUNE 1957		SIX MONTHS ENDED JUNE 1957		Class Number
	Quantities	Values (\$)	Quantities	Values (\$)	
344 ITALY		5529		18562	
347 JAPAN		34981		195996	
352 MEXICO				2245	
354 NETHRLNDS		1228		1918	
355 INDONESIA				112	
359 NORWAY				102	
375 SWEDEN		9294		48568	
376 SWITZRLND		114		3249	
381 ALASKA				133	
383 HAWAII				911	
388 YUGO SLAV		1481		4063	
390 GERMANY E		147		1227	
400 U STATES		319248		1828431	
		401958		2303200	
BOWLS TRAYS AND DISHES OF WOOD					4158
100 U KINGDOM		822		1421	
205 RHOD NYAS				158	
215 INDIA		130		306	
224 JAMAICA				102	
231 HONG KONG		160		160	
313 CHINA				110	
317 CZECHO S				187	
318 DENMARK		695		3218	
327 FRANCE				1718	
335 GERMANY W		309		1241	
338 HAITI				339	
344 ITALY		383		3786	
347 JAPAN		13945		89658	
352 MEXICO		434		844	
354 NETHRLNDS		512		512	
375 SWEDEN		3467		5022	
383 HAWAII				849	
388 YUGO SLAV				99	
400 U STATES		3105		26894	
		23962		136624	
PLAYING CARD STOCK	LB				4159
400 U STATES		23828		4455	
		23828		4455	
CONT BOARD FOR MOIST OILY FOOD	LB				4160
400 U STATES		1266960		130136	
		1266960		130136	
CARD STOCK BRISTOL BOARD N O P	LB				4161
100 U KINGDOM				365	
335 GERMANY W				1072	
354 NETHRLNDS				10744	
400 U STATES		119749		22970	
		119749		22970	
CHIPBOARD NEWS BOARD	LB				4162
400 U STATES		465655		36018	
		465655		36018	
LEATHER BOARD LEATHEROID MFRS	LB				4163
100 U KINGDOM		36438		2854	
306 BELGIUM				25150	
335 GERMANY W		34590		7006	
400 U STATES		12665		7157	
		83693		17017	
MILLBOARD AND BINDERS BOARD	LB				4164
100 U KINGDOM				1820	
400 U STATES		396280		31341	
		396280		31341	
PULPBOARD FOR MFR OF WALLBOARD	LB				4165
400 U STATES		3108852		162792	
		3108852		162792	
PULPBOARD TO WRAP ROLLS PAPER	LB				4166
400 U STATES		522890		32183	
		522890		32183	
STRAWBOARD N O P	LB				4167
354 NETHRLNDS				14000	
400 U STATES		10497		2727	
		10497		2727	
PULP BOARD FOR CONTAINERS	LB				4168
384 PRICO				70236	
400 U STATES		3491830		189560	
		3491830		189560	
BUILDING AND INSULATING BOARD	LB				4169
100 U KINGDOM				52065	
326 FINLAND		182035		8254	
352 MEXICO		72126		3130	
359 NORWAY		102272		3298	
375 SWEDEN		1895031		77181	
400 U STATES		4469185		471299	
		6720649		563162	
PULPBOARD OTHER FIBREBOARD NDP	LB				4170
100 U KINGDOM		4490		1892	
306 BELGIUM				4060	
335 GERMANY W				5424	
354 NETHRLNDS		4197		921	
375 SWEDEN				9467	
400 U STATES		532785		98248	
		541472		101061	
ELECTRIC INSULATING PRESSBOARD	LB				4171
100 U KINGDOM		18998		4591	
375 SWEDEN		29295		5981	
400 U STATES		144104		35789	
		192397		46361	

IMPORTS INTO CANADA FOR CONSUMPTION

Articles and Countries from which Imported	MONTH OF JUNE 1957		SIX MONTHS ENDED JUNE 1957		Class Number
	Quantities	Values (\$)	Quantities	Values (\$)	
FELTBOARD ROOF FELT NOT COATED 400 U STATES	LB 964823	29131	5965611	187576	4172
PRESSBOARD N O P	LB 1002	298	28426	7675	4173
100 U KINGDOM	2000	393	4000	748	
375 SWEDEN	91509	26934	1076443	278812	
400 U STATES	94511	27625	1108869	287235	
SHOEBOARDS	LB 10640	1600	32906	5536	4174
100 U KINGDOM	306		36118	7472	
306 BELGIUM	34484	8827	87593	20907	
335 GERMANY W	100089	28415	651654	159256	
400 U STATES	145213	38842	808271	193171	
PAPERBOARD FOR SHOEBOARDS	LB 100		3660	842	4175
100 U KINGDOM	400		346756	54512	
400 U STATES	50664	7914	350416	55354	
GYPNUM BOARD LATH ROCK LATH	LB 47054	813	435880	8405	4176
400 U STATES	47054	813	435880	8405	
ENAMELLED PAPER	LB 400		384	102	4178
400 U STATES			384	102	
CARBON PAPER	LB 100		27288	31242	4179
100 U KINGDOM	305		5627	4291	
305 AUSTRIA	327		988	255	
327 FRANCE	400		300002	197416	
400 U STATES	54979	33809	333905	233204	
ROTDGRAVURE PRINTING PAPER	LB 400				4180
400 U STATES	4150	480	552793	48000	
BOOK PAPER FOR PERIODICALS	LB 4150	480	552793	48000	4181
400 U STATES					
BOOK PRINTING LITHO PAPER NOP	LB 100		64274	15077	4182
100 U KINGDOM	354		4266	1091	
354 NETHRLNDS	400		1284216	277665	
400 U STATES	288282	52933	1352756	293833	
BOOK PRINTING PAPER COATED NOP	LB 100		2743	466	4183
100 U KINGDOM	400		1894017	531138	
400 U STATES	196263	61079	1896760	531604	
COATED PAPERS FOR PERIODICALS	LB 28475	4127	803235	107389	4184
400 U STATES	28475	4127	803235	107389	
COVER PAPERS NOT PASTED COATED	LB 100		72807	33552	4185
100 U KINGDOM	400		293195	76960	
400 U STATES	12269	6486	366002	110512	
COVER PAPERS PASTED COATED	LB 100		17434	8262	4186
100 U KINGDOM	400		272261	92388	
400 U STATES	61069	19771	289695	100650	
SURFACE COATED PAPER N O P	LB 100		147895	79815	4187
100 U KINGDOM	306		600	773	
306 BELGIUM	335		1993	840	
335 GERMANY W	375		5624	791	
375 SWEDEN	376		7303	4796	
376 SWITZRLND	400		1079261	791065	
400 U STATES	121750	106549	1242676	878080	
WAXED PAPER IN PACKAGE FORM	LB 100				4189
100 U KINGDOM	400		3979	1413	
400 U STATES	63343	23022	413680	125710	
GREASEPROOF AND GLASSINE PAPER	LB 63343	23022	417659	127123	4191
400 U STATES					
TISSUE WRAPPING PAPER	LB 8097	2156	230815	61397	4192
375 SWEDEN	8097	2156	230815	61397	
400 U STATES	240826	33605	11867	1524	
VEGETABLE PARCHMENT PAPER	LB 240826	33605	1386684	181165	4193
100 U KINGDOM	10450	2590	90717	21174	
100 U STATES	10113	3001	56135	19058	
400 U STATES	20563	5591	146852	40232	
WRAPPING PAPER KRAFT	LB 226687	33681	1562476	198032	4195
400 U STATES	226687	33681	1562476	198032	
WRAPPING PAPER OILED COATED	LB 10511	1858	14190	2740	4196
100 U KINGDOM	375		6799	934	
375 SWEDEN	400		368190	80035	
400 U STATES	11748	3272	389179	83709	
WRAPPING PAPER ALL KINDS N O P	LB 22259	5130			4197
335 GERMANY W	400		1371	502	
400 U STATES	218395	29939	1906552	287915	
DUPLEX BACKING PAPER	LB 218395	29939	1907923	288417	4198
400 U STATES					
	16599	7225	410149	208285	
	16599	7225	410149	208285	

IMPORTS INTO CANADA FOR CONSUMPTION

78

Articles and Countries from which Imported	MONTH OF JUNE 1957		SIX MONTHS ENDED JUNE 1957		Class Number
	Quantities	Values (\$)	Quantities	Values (\$)	
IMITATION PARCHMENT WRAPPING 375 SWEDEN	LB 48000	5587	66459	8148	4199
WRAPPER SHEETS AND HEADS 400 U STATES	LB 3680	336	390470	34015	4200
BOND AND LEDGER PAPERS UNCUT 400 U STATES	LB 177486	34633	1172538	253992	4201
ENVELOPES	M 5	77	160	911	4202
100 U KINGDOM			2	78	
335 GERMANY W			60	538	
344 ITALY			200	297	
359 NORWAY			2671	17361	
400 U STATES			2936	18273	
ONION SKIN AND MANIFOLD PAPER	LB 3448	1547	4964	2533	4203
100 U KINGDOM			2009	907	
335 GERMANY W			72581	34369	
400 U STATES			76029	35916	
BOXED PAPER AND PAPETERIES	LB 2297	1050	3740	1999	4204
100 U KINGDOM			297	231	
305 AUSTRIA			121	68	
306 BELGIUM			360	280	
327 FRANCE			470	281	
335 GERMANY W			348	256	
376 SWITZRLND			18566	13450	
400 U STATES			21145	14676	
HAND MADE PAPER 40 C OR OVER	LB 603	413	2438	1801	4205
100 U KINGDOM			603	413	
WASTE PAPER	CWT 64498	104917	356758	588937	4209
400 U STATES			64498	104917	
ELECTRIC CABLE INSULATG PAPER	LB 100	4070	19218	4120	4210
100 U KINGDOM			5000	4070	
335 GERMANY W			183998	83563	
400 U STATES			188998	87633	
PHOTOGRAPHERS PAPERS		4107		45394	4211
100 U KINGDOM				339	
305 AUSTRIA				17568	
306 BELGIUM				24633	
335 GERMANY W				153	
347 JAPAN				5882	
354 NETHRLNDS				531	
376 SWITZRLND				229584	
400 U STATES				275892	
BLOTTING PAPER NOT PRINTED	LB 100		3527	874	4212
100 U KINGDOM			540	70	
335 GERMANY W			57967	22515	
400 U STATES			57967	22515	
CIGARETTE PAPER UNGUMMED	LB 327		70786	30796	4213
327 FRANCE			218	278	
335 GERMANY W			240486	108929	
400 U STATES			240486	108929	
CIGARETTE PAPER GUMMED ROLLS	LB		1681148	788842	4214
CIGARETTE PAPERS IN PACKETS	M 5		1752152	819916	4215
100 U KINGDOM				75	
327 FRANCE				25289	
400 U STATES				6920	
CREPE PAPER DECORATIVE ROLLS	LB 256	3695	2191	32354	4216
400 U STATES				28152	
GUMMED PAPER	LB 22959	5705	116791	28636	4217
100 U KINGDOM			500	1062	
335 GERMANY W			121075	65190	
400 U STATES			144034	70895	
HANGINGS OR WALL PAPER	LB 13034	2433	57410	13348	4218
100 U KINGDOM			1193	369	
344 ITALY			1620	1976	
347 JAPAN			21173	15096	
400 U STATES			37020	19874	
PAPER FOR SHOT SHELLS GUN WADS	LB 35815	8336	285286	71448	4219
400 U STATES			35815	8336	
PAPIERWACHE WARE N O P	LB 100		4464	1224	4220
100 U KINGDOM			110	225	
335 GERMANY W			2641	633	
347 JAPAN			2485	1190	
400 U STATES			5126	1823	
PAPER DECALCOMANIA	LB 1194	351	21159	6603	4222
100 U KINGDOM			3849	1932	
400 U STATES			5043	2883	

IMPORTS INTO CANADA FOR CONSUMPTION

Articles and Countries from which Imported	MONTH OF JUNE 1957		SIX MONTHS ENDED JUNE 1957		Class Number
	Quantities	Values (\$)	Quantities	Values (\$)	
PAPER MATRIX FOR PRINTING	LB				4223
100 U KINGDOM			5722	493	
400 U STATES			607978	249676	
		79798	34043	613700	250169
PAPER MATTING	LB				4224
347 JAPAN			1200	799	
400 U STATES			72673	31377	
		16796	8547	73873	32176
PAPER PHOTO BARYTA COATED	LB				4225
100 U KINGDOM			649	1679	
400 U STATES			1076071	380437	
		144209	52107	1076720	382116
SHINGLES OF PAPER OR FELT	LB				4226
400 U STATES					
		144659	4135	539508	15366
ROOFING SHEATHING PAPER PREPRD	LB				4227
100 U KINGDOM			27160	3099	
400 U STATES			3447045	223004	
		9800	904	3474205	226103
		926743	55848		
		936543	56752		
TISSUE PAPER N O P	LB				4228
100 U KINGDOM			1735	667	
327 FRANCE			150	269	
400 U STATES			327693	70976	
		59250	11781	329578	71912
		59819	12014		
TOILET PAPER	LB				4229
100 U KINGDOM			5880	1217	
400 U STATES			986462	127951	
		3360	692	992342	129168
		109022	15979		
		112382	16671		
TOWELS AND NAPKINS PLAIN	LB				4230
335 GERMANY W			7776	648	
400 U STATES			618158	113658	
		50452	12201	625934	114306
		50452	12201		
WAXED STENCIL PAPER	LB				4231
100 U KINGDOM			236013	190496	
305 AUSTRIA			11926	5988	
318 DENMARK			4515	4473	
400 U STATES			34598	37600	
		460	906		
		3457	4231		
		68256	57741	287052	238557
ALL KINDS OF PAPER N O P	LB				4232
100 U KINGDOM			24428	8832	
306 BELGIUM			56572	5876	
327 FRANCE			2823	1713	
335 GERMANY W			6118	2313	
344 ITALY			777	402	
354 NETHRLNDS			10837	2152	
393 TAIWAN			963	1662	
400 U STATES			4580994	1079923	
		3967	1195	4683512	1102873
		1157	100		
		3444	1785		
		3054	572		
		847622	197973		
		859244	201625		
TISSUE PAPER FOR STENCILS	LB				4233
400 U STATES			10647	10295	
		2077	1086	10647	10295
		2077	1086		
FACIAL TISSUES HANDKERCHIEFS	LB				4234
400 U STATES			2343301	418275	
		333275	61177	2343301	418275
		333275	61177		
PAPER NAPKINS N O P	LB				4235
100 U KINGDOM			16061	6917	
305 AUSTRIA			149	161	
318 DENMARK			34515	12371	
335 GERMANY W			24127	11602	
347 JAPAN			180	88	
375 SWEDEN			314	163	
400 U STATES			295386	89072	
		6244	2513	370732	120374
		149	161		
		12226	3680		
		2539	1317		
		28466	10569		
		49624	18240		
CARBONIZING TISSUE PAPER	LB				4236
100 U KINGDOM			197239	132831	
327 FRANCE			13984	4158	
400 U STATES			806698	183581	
		28150	7599	1017921	320570
		60109	29422		
CABLE INSULATING PAPER N O P	LB				4237
100 U KINGDOM			7415	1795	
326 FINLAND			69951	10053	
344 ITALY			60740	8057	
400 U STATES			241975	75985	
		60740	8057	380081	95890
		20682	6711		
		81422	14768		
CASH REGISTER PAPER	LB				4238
400 U STATES			99793	24287	
		8930	2770	99793	24287
		8930	2770		
FILTER PAPER	LB				4239
100 U KINGDOM			3974	1769	
327 FRANCE			1730	472	
335 GERMANY W			1538	957	
400 U STATES			742600	593329	
		360	279	749842	596527
		93993	65285		
		94353	65564		
TABULATING PAPER AND STOCK	LB				4240
400 U STATES			2993570	315202	
		699258	73876	2993570	315202
		699258	73876		
BAGS AND SACKS OF PAPER	LB				4241
100 U KINGDOM			6546	1965	
335 GERMANY W			1096	548	
347 JAPAN			388	70	
354 NETHRLNDS			12375	3980	
381 ALASKA			482	191	
400 U STATES			2510733	517530	
		609	225	2531620	524284
		375700	72483		
		376309	72708		

IMPORTS INTO CANADA FOR CONSUMPTION

Articles and Countries from which Imported	MONTH OF JUNE 1957		SIX MONTHS ENDED JUNE 1957		Class Number
	Quantities	Values (\$)	Quantities	Values (\$)	
PAPER PROTECTORS FOR PLANTS					4242
100 U KINGDOM		1210		1591	
400 U STATES		55		30181	
		1265		31772	
CONTAINERS PAPERBOARD N O P	LB				4243
100 U KINGDOM	10082	3785	22702	10856	
306 BELGIUM			92	90	
327 FRANCE	721	250	4228	1790	
335 GERMANY W			5253	2192	
347 JAPAN			202	81	
354 NETHRLNDS	429	125	1411	416	
376 SWITZRLND			527	173	
400 U STATES	906962	278808	4950243	1454619	
	918194	282968	4984658	1470217	
MILK BOTTLE CAPS OF PAPER					4244
PAPER TUBES AND CONES FOR YARN	LB				4245
100 U KINGDOM	753	277	9310	3866	
306 BELGIUM	273	154	273	154	
335 GERMANY W	4296	5321	53327	51105	
400 U STATES	13087	5936	159693	80793	
	18409	11688	222603	135918	
PAPER PATTERNS BOOT AND SHOE					4246
400 U STATES		2835		13825	
		2835		13825	
POCKET SPUTUM CUPS AND REFILLS					4247
100 U KINGDOM				51	
400 U STATES		56		1126	
		56		1177	
TWINE OR YARN OF PAPER	LB				4248
375 SWEDEN			29743	4562	
400 U STATES	37163	8038	477038	110942	
	37163	8038	506781	115504	
WINDOW BLINDS OF PAPER					4251
MANUFACTURES OF PAPER N O P					4252
100 U KINGDOM		18982		91603	
215 INDIA				167	
231 HONG KONG		497		1745	
305 AUSTRIA		111		8221	
306 BELGIUM				760	
318 DENMARK		325		1835	
327 FRANCE		551		5277	
335 GERMANY W		10696		33471	
344 ITALY		575		1573	
347 JAPAN		4441		17089	
354 NETHRLNDS		284		920	
375 SWEDEN		348		2675	
376 SWITZRLND				4504	
378 JORDAN				176	
400 U STATES		425720		3036387	
		462530		3206403	
PAPER CORES	LB				4253
400 U STATES	212327	21009	1919610	163839	
	212327	21009	1919610	163839	
PAPER CUPS DISHES TABLEWARE					4254
100 U KINGDOM				432	
347 JAPAN				179	
400 U STATES		22034		182105	
		22034		182716	
PAPER DOILIES AND LACE PAPER	LB				4255
100 U KINGDOM	5606	2881	39622	22227	
335 GERMANY W			157	56	
400 U STATES	30414	13791	229440	110980	
	36020	16672	269219	133263	
PAPER NOVELTIES FLOWERS GAMES					4256
100 U KINGDOM		1702		19281	
231 HONG KONG				104	
305 AUSTRIA				88	
318 DENMARK				1267	
327 FRANCE				151	
335 GERMANY W		3517		6074	
344 ITALY				109	
347 JAPAN		8418		88151	
352 MEXICO		646		5645	
354 NETHRLNDS		424		1259	
390 GERMANY E		4462		22859	
400 U STATES		28532		117714	
		47701		262702	
PAPER PATTERNS N O P					4257
100 U KINGDOM		2670		2781	
327 FRANCE				207	
400 U STATES		31184		234411	
		33854		237399	
SHIPPING CONTAINERS	LB				4258
100 U KINGDOM			434	59	
400 U STATES	833725	95215	5406646	592567	
	833725	95215	5407080	592626	
TRAYS FOR PACKAGING APPLES	LB				4259
400 U STATES	125050	15213	358216	43561	
	125050	15213	358216	43561	
PAPER MATCHES					4260
100 U KINGDOM		81		664	
344 ITALY		220		5760	
400 U STATES		19049		105088	
		19350		111512	

IMPORTS INTO CANADA FOR CONSUMPTION

81

Articles and Countries from which Imported	MONTH OF JUNE 1957		SIX MONTHS ENDED JUNE 1957		Class Number
	Quantities	Values (\$)	Quantities	Values (\$)	
ARTISTS PROOF ETCHINGS					4261
100 U KINGDOM				278	
376 SWITZRLND		115		543	
383 HAWAII				300	
400 U STATES		117		850	
		232		1971	
ADMIRALTY CHARTS MANUSCRIPTS					4262
100 U KINGDOM		205		3470	
224 JAMAICA				100	
227 BAHAMAS				200	
327 FRANCE				137	
335 GERMANY W		54		54	
400 U STATES		3609		24717	
		3868		28678	
BLUEPRINTS NOP AND HYDRO PLANS					4263
100 U KINGDOM		14586		38112	
234 AUSTRALIA				3891	
306 BELGIUM		329		2229	
318 DENMARK				692	
327 FRANCE				27668	
335 GERMANY W		91		51904	
347 JAPAN		250		626	
354 NETHRLNDS				103	
376 SWITZRLND				138	
400 U STATES		187210		2311797	
		202466		2437160	
MUSIC FOR MECHANICAL PIANOS					4264
400 U STATES		256		1690	
		256		1690	
MUSIC PRINTED					4265
100 U KINGDOM		1025		8333	
327 FRANCE		1658		6791	
335 GERMANY W				100	
344 ITALY		148		264	
376 SWITZRLND				147	
400 U STATES		20129		132290	
		22960		147925	
NEWSPAPER OR COMIC SECTIONS					4266
400 U STATES		83004		510099	
		83004		510099	
MAGAZINES NEWSPAPERS UNBOUND					4267
100 U KINGDOM		12394		97453	
231 HONG KONG		1040		5915	
306 BELGIUM		4473		25286	
327 FRANCE		72702		368796	
335 GERMANY W				2773	
344 ITALY		683		27585	
347 JAPAN		505		2959	
354 NETHRLNDS				1813	
375 SWEDEN				905	
376 SWITZRLND		1351		2637	
400 U STATES		1772102		12327464	
		1865250		12863586	
PHOTOGRAPHS NEWS ILLUSTRATION					4268
100 U KINGDOM		50		50	
400 U STATES		2277		9987	
		2327		10037	
PHOTOGRAPHS CHROMOS N O P					4269
100 U KINGDOM		3291		42253	
231 HONG KONG				171	
305 AUSTRIA				145	
306 BELGIUM		60		60	
313 CHINA				577	
318 DENMARK		79		823	
327 FRANCE		1673		8390	
335 GERMANY W		1041		4430	
344 ITALY		113		1738	
347 JAPAN		1112		17497	
352 MEXICO		188		1344	
354 NETHRLNDS		1369		3589	
365 POLAND				80	
375 SWEDEN				1424	
376 SWITZRLND				1622	
383 HAWAII				86	
390 GERMANY E		69		560	
400 U STATES		185852		1495494	
		194847		1580283	
PHOTOGRAPHS FOR REPRODUCTION					4271
100 U KINGDOM		101		177	
327 FRANCE				100	
400 U STATES		7402		83120	
		7503		83397	
TRANSFERS DECALCOMANIA					4272
100 U KINGDOM		1021		4202	
347 JAPAN		130		130	
375 SWEDEN				244	
400 U STATES		15079		123985	
		16230		128561	
PAPER FOR DUPLICATING MACHINES	LB				4290
400 U STATES		38550	16941	411045	190266
		38550	16941	411045	190266
ADVERTISING AND PRINTED MATTER	LB				4291
100 U KINGDOM		36021	37643	210425	205904
224 JAMAICA		230	172	230	172
231 HONG KONG				952	741
234 AUSTRALIA		60	60	1045	986

IMPORTS INTO CANADA FOR CONSUMPTION

Articles and Countries from which Imported	MONTH OF JUNE 1957		SIX MONTHS ENDED JUNE 1957		Class Number
	Quantities	Values (\$)	Quantities	Values (\$)	
305 AUSTRIA	40	103	70	199	
306 BELGIUM	385	304	963	863	
317 CZECHOSLOVAKIA			486	180	
318 DENMARK	206	198	1521	1310	
327 FRANCE	3688	2433	15447	13209	
335 GERMANY W	3104	3759	60694	48168	
336 GREECE			100	100	
344 ITALY	371	340	7583	4267	
347 JAPAN	165	129	874	781	
352 MEXICO			421	402	
354 NETHERLANDS	448	502	16854	12131	
359 NORWAY	159	109	320	390	
365 POLAND	175	175	175	175	
375 SWEDEN	1122	2026	9228	13395	
376 SWITZERLAND	1484	1547	13960	11087	
380 USSR			316	144	
387 VENEZUELA			59	245	
390 GERMANY E	460	583	872	1118	
400 U STATES	507621	526927	3570522	3706890	
	555739	577010	3913117	4022857	
PRINTED MATTER NOP					4292
100 U KINGDOM		6596		69783	
231 HONG KONG				116	
234 AUSTRALIA				182	
306 BELGIUM				248	
318 DENMARK				491	
327 FRANCE				1171	
335 GERMANY W		1488		5535	
344 ITALY		456		1092	
347 JAPAN		2527		16299	
354 NETHERLANDS		192		511	
375 SWEDEN				250	
376 SWITZERLAND				559	
381 ALASKA				775	
400 U STATES		216483		1498331	
		227742		1595343	
CARDS FOR PLAYING					4293
100 U KINGDOM	PACK 1000	852	5226	2560	
327 FRANCE			48	116	
335 GERMANY W			1564	277	
344 ITALY			2145	711	
347 JAPAN			100	57	
400 U STATES		849	37811	23506	
		2390	1701	46894	
HAND MADE DRAWINGS OR DESIGNS					4294
100 U KINGDOM				432	
335 GERMANY W				275	
344 ITALY				144	
400 U STATES		927		17162	
		927		18013	
LABELS TAGS TICKETS					4295
100 U KINGDOM		5337		38906	
234 AUSTRALIA		212		264	
316 CUBA				574	
318 DENMARK		90		144	
327 FRANCE		1372		3039	
335 GERMANY W				491	
347 JAPAN		129		440	
354 NETHERLANDS				77	
400 U STATES		84988		626477	
		92128		670412	
PICTORIAL POST CARDS FOLDERS					4296
100 U KINGDOM	LB 60	119	5881	4717	
318 DENMARK	777	1174	1114	1838	
327 FRANCE	244	380	1329	2724	
335 GERMANY W	285	468	1034	1863	
344 ITALY			465	673	
347 JAPAN	415	337	665	486	
354 NETHERLANDS	474	607	474	607	
360 ISRAEL			150	316	
375 SWEDEN	135	103	135	103	
376 SWITZERLAND	254	208	926	1307	
400 U STATES	125690	109638	734582	709033	
	128334	113034	746755	723667	
BIBLES PRAYER BOOKS HYMN BOOKS					4301
100 U KINGDOM		24632		198699	
306 BELGIUM		9763		158941	
327 FRANCE		10907		100088	
335 GERMANY W		90		18315	
344 ITALY		4142		39092	
347 JAPAN				1076	
352 MEXICO		339		790	
354 NETHERLANDS		79		1397	
360 ISRAEL				555	
372 SPAIN				488	
375 SWEDEN				130	
376 SWITZERLAND		79		4776	
378 JORDAN				225	
389 IRELAND				132	
400 U STATES		218702		1568095	
		268733		2092799	
BLANK BOOKS RULED OR PLAIN					4302
100 U KINGDOM				1070	
335 GERMANY W		248		745	
347 JAPAN				876	
400 U STATES		1262		15675	
		1510		18366	

IMPORTS INTO CANADA FOR CONSUMPTION

Articles and Countries from which Imported	MONTH OF JUNE 1957		SIX MONTHS ENDED JUNE 1957		Class Number
	Quantities	Values (\$)	Quantities	Values (\$)	
BOOKS OVER 12 YEARS OLD					4303
100 U KINGDOM		60		1849	
400 U STATES		2505		9667	
		2565		11516	
TEXT BOOKS FOR SCHOOLS COLLEGE					4305
100 U KINGDOM		9556		39452	
215 INDIA		219		219	
231 HONG KONG				497	
305 AUSTRIA				141	
306 BELGIUM		1164		7432	
318 DENMARK				409	
327 FRANCE		42506		69319	
335 GERMANY W		108		3474	
344 ITALY		111		1203	
354 NETHRLNDS		213		3017	
375 SWEDEN				137	
376 SWITZRLND				532	
400 U STATES		383750		2259148	
		437627		2384980	
BOOKS NOVELS FICTION					4306
100 U KINGDOM		1245		7248	
400 U STATES		13276		66687	
		14521		73935	
BOOKS SCIENCE FOR LIBRARIES					4307
100 U KINGDOM		18061		121422	
203 S E AFR				150	
215 INDIA		307		3472	
231 HONG KONG				74	
234 AUSTRALIA		663		1248	
236 NEW ZEAL				1889	
306 BELGIUM		600		4361	
313 CHINA				359	
318 DENMARK		763		1715	
327 FRANCE		4339		26293	
335 GERMANY W		1054		5061	
344 ITALY		393		922	
347 JAPAN		386		2665	
354 NETHRLNDS		1748		5341	
375 SWEDEN		175		1046	
376 SWITZRLND		1716		5224	
380 USSR		91		230	
389 IRELAND				267	
390 GERMANY E				208	
400 U STATES		392457		2788585	
		422753		2970532	
BOOKS GOVERNMENT ASSOCIATION					4308
100 U KINGDOM		4444		37996	
207 UN SO AFR		867		867	
217 CEYLON				500	
220 BERMUDA				130	
234 AUSTRALIA				466	
306 BELGIUM		200		506	
327 FRANCE		550		8721	
335 GERMANY W		558		2457	
344 ITALY		11740		14263	
352 MEXICO				149	
354 NETHRLNDS		106		338	
372 SPAIN		50		50	
376 SWITZRLND				607	
400 U STATES		20607		172761	
		39122		239811	
FREIGHT RATES FOR RAILWAYS					4309
100 U KINGDOM		240		2244	
234 AUSTRALIA				50	
327 FRANCE		136		858	
335 GERMANY W				496	
354 NETHRLNDS				115	
400 U STATES		2889		23407	
		3265		27170	
BOOKS PRINTED PERIODICALS NOP					4310
100 U KINGDOM		121762		765171	
234 AUSTRALIA				861	
305 AUSTRIA				1183	
318 DENMARK				371	
327 FRANCE		454		972	
335 GERMANY W				1050	
340 HUNGARY				92	
344 ITALY				751	
347 JAPAN		287		788	
354 NETHRLNDS		762		4646	
375 SWEDEN		177		251	
376 SWITZRLND				262	
381 ALASKA				133	
400 U STATES		604297		5710243	
		727739		6486774	
BOOKS FOREIGN LANGUAGE					4311
100 U KINGDOM		4103		9785	
231 HONG KONG		68		721	
304 ARGENTINA				356	
306 BELGIUM		30010		122464	
318 DENMARK		403		453	
326 FINLAND		121		1481	
327 FRANCE		145569		724183	
335 GERMANY W		4088		21568	
340 HUNGARY				1767	
341 ICELAND				473	

IMPORTS INTO CANADA FOR CONSUMPTION

Articles and Countries from which Imported	MONTH OF JUNE 1957		SIX MONTHS ENDED JUNE 1957		Class Number
	Quantities	Values (\$)	Quantities	Values (\$)	
344 ITALY		243		10765	
347 JAPAN		297		473	
354 NETHRLNDS		3937		26372	
365 POLAND		754		826	
372 SPAIN				413	
375 SWEDEN				2562	
376 SWITZRLND		1795		5089	
380 USSR				129	
391 LEBANON				442	
400 U STATES		10585		122279	
		201973		1052601	

IMPORTS INTO CANADA FOR CONSUMPTION

Articles and Countries from which Imported	MONTH OF JUNE 1957		SIX MONTHS ENDED JUNE 1957		Class Number
	Quantities	Values (\$)	Quantities	Values (\$)	
GROUP 5					
IRON AND ITS PRODUCTS					
IRON ORE	TON				5001
309 BRAZIL	34547	438964	54365	681439	
312 CHILE			11424	102816	
400 U STATES	705921	5546775	1273738	9850697	
	740468	5985739	1339527	10634952	
FERRO TUNGSTEN	CWT				5010
100 U KINGDOM	224	11806	1536	101267	
400 U STATES			17	4010	
	224	11806	1553	105277	
PIG IRON FOR AGRIC IMPLEMENTS	TON				5011
400 U STATES			218	14557	
			218	14557	
PIG IRON N O P	TON				5012
100 U KINGDOM			122	8315	
400 U STATES	124	7627	1993	138165	
	124	7627	2115	146480	
FERRO MANG UNDER	CWT				5013
1 PC SILICON	1282	23845	5553	94967	
400 U STATES	1282	23845	5553	94967	
SILICO MANG OVER	CWT				5014
1 PC SILICON			1103	20074	
327 FRANCE			9610	163904	
347 JAPAN	5864	121872	14531	317022	
400 U STATES	5864	121872	25244	501000	
FERRO SILICON	CWT				5015
375 SWEDEN			67	941	
400 U STATES	2112	40291	9461	182411	
	2112	40291	9528	183352	
ALLOYS N O P FOR MFR OF STEEL	CWT				5018
100 U KINGDOM	21	4995	1629	115289	
205 RHOD NYAS	560	10491	2800	59346	
327 FRANCE			2007	54561	
335 GERMANY W			112	2413	
375 SWEDEN	60	1346	221	5433	
400 U STATES	2886	79924	78432	2305048	
	3527	96756	85201	2542090	
INGOTS COGGED BLOOMS SLABS NOP	TON				5020
100 U KINGDOM	5	3446	25	16201	
375 SWEDEN			3	2097	
400 U STATES	385	47069	12983	1585390	
	390	50515	13011	1603688	
INGOTS NOT LESS THAN 3 CTS LB	TON				5021
400 U STATES	170	51731	1916	647716	
	170	51731	1916	647716	
INGOTS FOR FORGINGS INGOTS NOP	TON				5022
400 U STATES	142	19416	447	65448	
	142	19416	447	65448	
SPONGE IRON	TON				5024
400 U STATES	30	4234	181	27069	
	30	4234	181	27069	
CAST SCRAP	TON				5031
381 ALASKA			47	1725	
400 U STATES	2755	84819	24478	872415	
	2755	84819	24525	874140	
WRDUGHT SCRAP	TON				5032
100 U KINGDOM			2034	32372	
381 ALASKA			53	1974	
400 U STATES	27062	1081959	182179	8040452	
	27062	1081959	184266	8074798	
TIN PLATE SCRAP	TON				5033
400 U STATES	164	4592	442	12063	
	164	4592	442	12063	
AXLES FOR RAILWAY VEHICLES					5041
100 U KINGDOM		25300		75407	
400 U STATES		30331		158164	
		55631		233571	
AXLES FOR VEHICLES N O P					5042
100 U KINGDOM				1474	
400 U STATES		47234		475723	
		47234		477197	
AXLES N O P					5043
100 U KINGDOM		153		153	
400 U STATES		33416		150238	
		33569		150391	
CASTINGS FOR AGRIC IMPLEMENTS					5044
100 U KINGDOM				9518	
400 U STATES		1025		43285	
		1025		52803	
INGOT MOULDS FOR STEEL					5045
100 U KINGDOM		44069		74821	
400 U STATES		109995		1123636	
		154064		1198457	
MDULDS N D P					5046
100 U KINGDOM				318	
327 FRANCE				1104	
400 U STATES		23444		195504	
		23444		196926	
CASTINGS MALLEABLE N O P ROUGH	CWT				5047
100 U KINGDOM	43	1960	264	5079	

IMPORTS INTO CANADA FOR CONSUMPTION

Articles and Countries from which Imported	MONTH OF JUNE 1957		SIX MONTHS ENDED JUNE 1957		Class Number
	Quantities	Values (\$)	Quantities	Values (\$)	
400 U STATES	3279	81726	19413	478030	
CASTINGS NONMALLEABLE NOP RGH	3322	83686	19677	483109	5048
100 U KINGDOM			112	3380	
400 U STATES	1808	47585	15487	360181	
CASTINGS OF STEEL N O P ROUGH	1808	47585	15599	363561	5049
100 U KINGDOM			86	6562	
359 NORWAY			1326	28933	
376 SWITZRLND			311	19737	
400 U STATES	3593	105543	40376	1037121	
FORGINGS N O P	3593	105543	42099	1092353	5050
100 U KINGDOM		29666		127955	
335 GERMANY W				15044	
344 ITALY		1030		1030	
400 U STATES		202513		1224569	
FORGINGS HOLLOW AND 20 TONS		233209		1368598	5051
100 U KINGDOM		82400		452145	
306 BELGIUM		9944		19914	
335 GERMANY W				14174	
344 ITALY				28391	
400 U STATES		85423		329294	
PISTON RING CASTINGS ROUGH		177767		843918	5052
100 U KINGDOM		465		2569	
400 U STATES		7281		48509	
CASTINGS FOR RAILWAY VEHICLES		7746		51078	5054
400 U STATES		213		213	
TIRES STEEL ROUGH RAILWAY		213		213	5055
100 U KINGDOM					
400 U STATES	4861	62712	15568	188846	
STEEL WHEELS FOR RAILWAYS	225	2354	1131	13502	5057
100 U KINGDOM					
400 U STATES	5086	65066	16699	202348	
FORGED GOLF CLUB HEADS		465672		2248006	5058
100 U KINGDOM		42139		143329	
400 U STATES		507811		2391335	
SEMI FINISHED PISTON CASTINGS		3365		26918	5059
400 U STATES		3365		26918	
BARS BILLETS HOT ROLLED N O P				2623	5071
400 U STATES				2623	
BARS BILLETS COLD ROLLED N O P				941	5072
100 U KINGDOM				941	
305 AUSTRIA					
306 BELGIUM					
335 GERMANY W					
375 SWEDEN					
400 U STATES	37	1461	456	16014	
BARS BILLETS H R 4CTS AND OVER	9667	115221	82307	973030	5073
100 U KINGDOM	14792	160033	119055	1323541	
305 AUSTRIA					
306 BELGIUM					
312 CHILE					
327 FRANCE					
335 GERMANY W					
375 SWEDEN					
400 U STATES	20691	169518	112947	902331	
BARS BILLETS HAMMERED N O P	12	174	485	9083	5074
100 U KINGDOM					
305 AUSTRIA					
335 GERMANY W					
400 U STATES	5092	29662	70792	385034	
BARS SHEETS STRIP FOR SHOVELS	216	1079	1606	8107	5076
400 U STATES	4761	23718	22557	125406	
BARS RODS FOR AGRIC IMPLEMENTS	2	178	640	5368	5077
335 GERMANY W					
400 U STATES	129	3381	1074	29056	
RAILWAY RAILS N O P	55295	469261	548040	4216694	5078
100 U KINGDOM	86198	696971	758141	5681079	
306 BELGIUM					
327 FRANCE					
335 GERMANY W					
354 NETHRLNDS					
400 U STATES	3561	403775	9020	1021306	
STEEL GROOVED TRAMWAY RAILS	19	1915	379	38290	5079
100 U KINGDOM					
306 BELGIUM					
327 FRANCE					
335 GERMANY W					
354 NETHRLNDS					
400 U STATES	137	15148	1016	104318	
BARS HOT R ROUNDS AND SQUARES	30	3269	204	21409	5081
100 U KINGDOM					
375 SWEDEN					
400 U STATES	1064	78930	3614	368276	
BARS HOT R ROUNDS AND SQUARES	4838	505900	14260	1556462	5081
100 U KINGDOM					
375 SWEDEN					
400 U STATES	610	5519	3295	34745	
BARS HOT R ROUNDS AND SQUARES					
100 U KINGDOM					
375 SWEDEN					
400 U STATES	5181	40136	37855	286597	
	5791	45655	41195	323770	

IMPORTS INTO CANADA FOR CONSUMPTION

Articles and Countries from which Imported	MONTH OF JUNE 1957		SIX MONTHS ENDED JUNE 1957		Class Number
	Quantities	Values (\$)	Quantities	Values (\$)	
RODS FOR MANUFACTURE OF CHAIN 400 U STATES	CWT 239	1714	1095	7280	5102
RODS NOT OVER 375 IN FOR WIRE 100 U KINGDOM 306 BELGIUM 312 CHILE 335 GERMANY W 400 U STATES	CWT 2299 18762 2552	12140 99335 18382	10480 28653 4962 9100	53643 150169 26825 51935	5103
WELDING RODS OF ALL KINDS 100 U KINGDOM 305 AUSTRIA 306 BELGIUM 335 GERMANY W 375 SWEDEN 400 U STATES	CWT 48 29 14709	2641 2449 355373	665 22 10 125 11	28722 744 215 11094 189	5104
BLANKS FOR MILLING CUTTERS 400 U STATES	CWT 14786	360463	78893 79726	2112712 2153676	5111
STRIP HOT R 080 INCH OR LESS 400 U STATES	CWT		51 51	6130 6130	5112
STRIP HOT R OVER 080 INCH 400 U STATES	CWT		186 186	693 693	5113
STRIP COLD R 080 INCH OR LESS 100 U KINGDOM 375 SWEDEN 400 U STATES	CWT 593 167 5703	5133 5260 76914	2840 2601 28313	24538 97431 484003	5114
STRIP COLD R OVER 080 INCH 100 U KINGDOM 400 U STATES	CWT 259 1179	2699 20326	259 8778	2699 133024	5115
STRIP HOT R FOR COLD ROLLING 400 U STATES	CWT 1438	23025	9037	135723	5116
STRIP FOR MANUFACTURE OF MATS 400 U STATES	CWT		414	3360	5117
STRIP COLD ROLLED FOR DOORS 400 U STATES	CWT		414	3360	5118
HOOP STEEL FOR COOPERAGE 100 U KINGDOM 400 U STATES	CWT 2048	15127	249 7490	1796 56641	5120
PLATES 66 INCHES WIDE OR LESS 327 FRANCE 400 U STATES	CWT 8425	34564	7739 518	58437 4270	5121
PLATES OVER 66 INS LESS 78 INS 400 U STATES	CWT 8425	34564	40337	189132 193402	5122
PLATES FLANGED CURVED N O P 100 U KINGDOM 400 U STATES	CWT 1825 3448	15642 60195	13646 37903	86494 628442	5123
PLATES FOR BOILERS DIGESTERS 100 U KINGDOM 400 U STATES	CWT 2363 8432	17942 62768	2660 49121	24660 387566	5124
PLATES STEEL CHEQUER SURFACE 100 U KINGDOM 400 U STATES	CWT 558 30516	4093 190457	6367 165970	43960 1036677	5125
SHEETS OVER 080 INCH THICK N O P 400 U STATES	CWT 31074	194550	172337	1080637	5126
SHEETS 080 INCH OR LESS N O P 100 U KINGDOM 335 GERMANY W 400 U STATES	CWT 4505 4505	29469 29469	39501 39501	258633 258633	5127
SHEET OR STRIP FOR TIN PLATE 100 U KINGDOM 400 U STATES	CWT 245 5	1847 59	16925 5	115743 59	5128
SHEETS FOR MFR OF HOLLOW WARE 100 U KINGDOM 400 U STATES	CWT 41054 41304	277399 279305	345532 362462	2384259 2500061	5129
SHEETS BLUE FOR HEATING APP 100 U KINGDOM 400 U STATES	CWT 9221 9221	58553 58553	70205	494345	5130
SHEETS 075SILICON FOR ELEC APP 100 U KINGDOM 400 U STATES	CWT 283 43779	7315 761462	4072 290800	85943 5102856	5131
SHEETS 50 PER POUND OR OVER 100 U KINGDOM 234 AUSTRALIA 306 BELGIUM 312 CHILE 327 FRANCE 335 GERMANY W 347 JAPAN	CWT 73113 2770 31575 21355 48683 7467	532981 20393 223208 132064 364776 61235	437804 84190 84649 121550 8162 136425 73152	3042279 552492 626208 803671 51211 1014993 564093	5132

IMPORTS INTO CANADA FOR CONSUMPTION

Articles and Countries from which Imported	MONTH OF JUNE 1957		SIX MONTHS ENDED JUNE 1957		Class Number
	Quantities	Values (\$)	Quantities	Values (\$)	
365 POLAND			1707	10781	
375 SWEDEN			440	5210	
381 ALASKA	31	235	31	235	
387 VENEZUELA			105	744	
400 U STATES	344424	2260540	2639330	18452633	
	529418	3595432	3587545	25124550	
SHEETS RUST PROOF OVER 5 CTS					
100 U KINGDOM	CWT 3989	215808	29727	1415849	5133
335 GERMANY W			7202	50725	
375 SWEDEN	580	33619	2258	115490	
387 VENEZUELA			4	263	
400 U STATES	19685	527182	108307	3772011	
	24254	776609	147498	5354338	
SHEETS CORRUGATED AND PEBBLED					
100 U KINGDOM	CWT 381	4689	2208	27297	5134
400 U STATES	964	14709	25501	234776	
	1345	19398	27709	262073	
SHEETS COATED WITH PAINT TAR					
100 U KINGDOM	CWT 172	1894	1568	17853	5135
335 GERMANY W			96	1205	
387 VENEZUELA			1599	16263	
400 U STATES	19082	207353	154534	1597658	
	19254	209247	157797	1632979	
SHEETS COATED WITH ENAMEL					
400 U STATES	CWT 4	103	166	5996	5136
	4	103	166	5996	
SHEETS COATED WITH TIN					
100 U KINGDOM	CWT 263	4173	76248	701365	5137
400 U STATES	1966	22930	19127	186533	
	2229	27103	95375	887898	
SHEETS COATED WITH METAL N O P					
335 GERMANY W	CWT		1155	22900	5139
400 U STATES	2931	67565	14700	356666	
	2931	67565	15855	379566	
SHEETS COATED WITH ZINC N O P					
100 U KINGDOM	CWT 152	1331	3136	25874	5140
306 BELGIUM			127	1426	
335 GERMANY W			59	768	
347 JAPAN			44	611	
387 VENEZUELA			110	2089	
400 U STATES	6751	76888	52557	584090	
	6903	78219	56033	614858	
SHEETS FOR COATING WITH METALS					
400 U STATES	CWT				5141
SHEETS SHAPED FOR AGRIC IMPL					
400 U STATES	CWT 287	5680	6441	116364	5142
	287	5680	6441	116364	
SHEETS FOR MFR BUCKLE CLASPS					
100 U KINGDOM	CWT		226	6064	5143
400 U STATES	325	4734	4790	76160	
	325	4734	5016	82224	
SHEETS COLD ROLLED FOR HINGES					
400 U STATES	CWT 106	2793	2367	31247	5144
	106	2793	2367	31247	
SHEETS FOR MFR OF SADDLERY					
400 U STATES	CWT 45	1690	45	1690	5145
	45	1690	45	1690	
SHEETS TEMPERED FOR SAWS					
100 U KINGDOM	CWT 14	636	469	11920	5146
318 DENMARK			15	787	
375 SWEDEN	70	4542	592	34259	
400 U STATES	151	8652	851	47445	
	235	13830	1927	94411	
SHEETS NOT TEMPERED FOR SAWS					
100 U KINGDOM	CWT 22	576	460	10468	5147
335 GERMANY W			49	7756	
375 SWEDEN	325	16647	1499	46876	
400 U STATES	3289	106019	15287	540176	
	3636	123242	17295	605276	
SHEETS COLD ROLLED FOR PIPE					
400 U STATES	CWT 796	4310	33571	204799	5148
	796	4310	33571	204799	
SKELP 14 INS OR LESS FOR PIPE					
100 U KINGDOM	CWT 6757	36597	6757	36597	5149
335 GERMANY W			38170	190144	
400 U STATES	97182	509035	1050712	5416583	
	103939	545632	1095639	5643324	
SKELP OVER 14 INS FOR PIPE					
400 U STATES	CWT 422767	2650780	2134970	12641258	5150
	422767	2650780	2134970	12641258	
HOT R STRIP FOR MOTOR VEHICLES					
400 U STATES	CWT		2559	19844	5151
			2559	19844	
WROUGHT OR PUDDLED IRON BILLET					
400 U STATES	CWT				5152
HOOP STRIP BESSEMER FOR HINGES					
400 U STATES	CWT 931	4912	2505	10740	5153
	931	4912	2505	10740	
PLATES 78 INCHES AND OVER					
400 U STATES	CWT 7015	34681	15170	74207	5154
	7015	34681	15170	74207	
SHEETS COATED LEAD AND TIN					
400 U STATES	CWT 6405	54613	57218	483651	5157
	6405	54613	57218	483651	
ANGLES BEAMS 35 LBS OR OVER					
100 U KINGDOM	CWT 11847	81031	193191	1109635	5161

IMPORTS INTO CANADA FOR CONSUMPTION

Articles and Countries from which Imported	MONTH OF JUNE 1957		SIX MONTHS ENDED JUNE 1957		Class Number
	Quantities	Values (\$)	Quantities	Values (\$)	
306 BELGIUM	200710	1348454	616112	4088279	
327 FRANCE	73684	446519	259861	1640886	
335 GERMANY W	23639	162075	111378	747277	
359 NORWAY			6568	47430	
400 U STATES	427775	2416990	3012285	18245167	
	737655	4455069	4199395	25878674	
ANGLES BEAMS N O P	CWT				5162
100 U KINGDOM	7049	45778	59796	360767	
305 AUSTRIA	339	2092	339	2092	
306 BELGIUM	214619	1283932	879711	4990409	
312 CHILE	163	829	3430	18174	
327 FRANCE	110486	577776	344753	1836023	
335 GERMANY W	222	1341	19743	101801	
359 NORWAY			33530	198731	
375 SWEDEN	78	3753	108	5596	
400 U STATES	98277	652989	930592	6076536	
	431233	2568490	2272002	13590129	
ANGLES DRILLED	CWT				5163
100 U KINGDOM	20571	174623	98101	1002068	
306 BELGIUM			1520	10222	
335 GERMANY W	164	2165	636	8043	
344 ITALY	947	9751	12921	128428	
400 U STATES	3925	47664	37716	375993	
	25607	234203	150894	1524754	
BEAMS UNDER 5 1 HALF LB PER YD	CWT				5164
306 BELGIUM			1051	6903	
400 U STATES	5728	36217	65753	415010	
	5728	36217	66804	421913	
MASTS ANGLES PLATES FOR SHIPS	CWT				5165
100 U KINGDOM	111	822	31380	221697	
234 AUSTRALIA	1220	9628	1220	9628	
305 AUSTRIA	3455	33697	3455	33697	
306 BELGIUM	110	709	16907	156520	
312 CHILE	745	5152	6524	43953	
335 GERMANY W	3655	35499	18280	163249	
347 JAPAN			69009	560783	
400 U STATES	67258	394592	384106	2371198	
	76554	480099	530881	3560725	
SASH OR CASEMENT SECTIONS	CWT				5166
100 U KINGDOM	228	1549	6513	41284	
306 BELGIUM			430	3119	
400 U STATES	4220	39923	25111	245079	
	4448	41472	32054	289482	
SHAPES 35 LBS PER YARD OR OVER	CWT				5167
100 U KINGDOM	1125	7473	14403	91596	
306 BELGIUM	27127	163170	86101	524746	
327 FRANCE	3340	19955	18832	119425	
335 GERMANY W			1205	7111	
359 NORWAY			32686	207191	
400 U STATES	19891	120333	109798	710286	
	51483	310931	263025	1660355	
PIPE CAST 5 CTS PER LB OR LESS	CWT				5181
100 U KINGDOM	52559	196327	259049	995739	
335 GERMANY W			141	659	
400 U STATES			37	82	
	52559	196327	259227	996480	
PIPE CAST N O P	CWT				5182
100 U KINGDOM	4531	27822	21904	135270	
335 GERMANY W	689	5563	1121	8574	
400 U STATES	1581	34390	9783	264453	
	6801	67775	32808	408297	
PIPE TUBES FOR BOILERS	CWT				5183
100 U KINGDOM	7149	118630	39857	504945	
335 GERMANY W			2175	19784	
375 SWEDEN	6	215	440	32700	
376 SWITZRLND			3962	36437	
400 U STATES	8430	202760	87044	1920367	
	15585	321605	133478	2514233	
PIPE WROUGHT 2 ONE HALF INCHES	CWT				5185
100 U KINGDOM	41	641	654	4777	
335 GERMANY W	17	618	102	3303	
400 U STATES	379	6894	2112	30851	
	437	8153	2868	38931	
PIPE SEAMLESS 5 CTS PER LB NOP	CWT				5186
100 U KINGDOM	2318	93088	21955	572921	
335 GERMANY W			121	2025	
375 SWEDEN	1078	32566	5814	146640	
400 U STATES	12801	341276	119397	2876364	
	16197	466930	147287	3597950	
PIPE WROUGHT OVER 10 1 HALF IN	CWT				5187
100 U KINGDOM	182009	1151938	974522	6163439	
335 GERMANY W			941	18487	
344 ITALY			147	3797	
400 U STATES	385431	3429957	3309751	28123611	
	567440	4581895	4285361	34309334	
PIPE WROUGHT LESS 10 1 HALF IN	CWT				5188
100 U KINGDOM	28035	217713	141259	1201993	
224 JAMAICA	15	783	15	783	
234 AUSTRALIA	3822	29820	3822	29820	
306 BELGIUM	618	4966	3797	31442	
327 FRANCE			1211	7507	
335 GERMANY W	1484	11213	10556	150070	
375 SWEDEN			2	189	
400 U STATES	37656	456680	279794	3469089	
	71630	721175	440456	4890893	

IMPORTS INTO CANADA FOR CONSUMPTION

Articles and Countries from which Imported	MONTH OF JUNE 1957		SIX MONTHS ENDED JUNE 1957		Class Number
	Quantities	Values (\$)	Quantities	Values (\$)	
TUBES WROUGHT COATED HALF INCH 100 U KINGDOM 400 U STATES	CWT 596	24868	33 3881	2162 182202	5190
PIPE WROUGHT N O P 100 U KINGDOM 305 AUSTRIA 306 BELGIUM 335 GERMANY W 376 SWITZRLNO 400 U STATES	CWT 14 37741 37763	989 221898 223184	104 1305 2566 1210 18 249900	9501 15750 22990 10977 893 1698213	5191
PIPE FITTINGS COUPLINGS N O P 100 U KINGDOM 305 AUSTRIA 335 GERMANY W 344 ITALY 347 JAPAN 400 U STATES		38428 7457 331 11687 506149 564052		210052 214 29473 331 71248 3764689 4076007	5192
PIPE SEAMLESS COLD OR POLISHED 100 U KINGDOM 400 U STATES	CWT 27 41 68	4292 1548 5840	516 157 673	21739 16836 38575	5193
TUBING STEEL FOR FISHING RODS	CWT				5194
CASING GAS WATER OR OIL WELL 100 U KINGDOM 234 AUSTRALIA 306 BELGIUM 317 CZECHO S 327 FRANCE 335 GERMANY W 344 ITALY 347 JAPAN 354 NETHRLNOS 400 U STATES	CWT 43592	411219	266227 9362 35671 31783 73252 142115 102630 427292 4091 1212950	2483624 72922 373657 367358 780180 1511468 978285 4457099 50460 12602632	5195
PIPE FITTINGS WELDING TYPE 100 U KINGDOM 335 GERMANY W 347 JAPAN 400 U STATES		84558 24011 307463 416032		286016 100485 10859 1885597 2282957	5196
PIPE FOR WELDING TYPE FITTINGS 400 U STATES	CWT 2656	65946	21701	522609	5197
WIRE BARBED FENCING 100 U KINGDOM 306 BELGIUM 327 FRANCE 335 GERMANY W 400 U STATES	CWT 7064	54442	42468 6106 1540 17603 196	335896 40763 9384 116188 1164	5201
WIRE FLAT QUARTER INCH OR LESS 100 U KINGDOM 306 BELGIUM 335 GERMANY W 400 U STATES	CWT 12	311	769 101 265	10096 1396 1806	5203
WIRE ZINC COATED 100 U KINGDOM 306 BELGIUM 327 FRANCE 335 GERMANY W 400 U STATES	CWT 116	3382 3693	2511 3646	44686 57984	5204
WIRE COATED NOP OR COVERED 100 U KINGDOM 335 GERMANY W 347 JAPAN 400 U STATES	CWT 1981 601 4407 6989	21790 4931 78236 104957	17410 3136 210 980 14748 36484	158484 23291 1177 7763 275126 465841	5205
WIRE ROPE FOR RIGGING SHIPS 347 JAPAN	CWT		97 97	2483 2483	5206
WIRE ROPE CABLE NOP IRON STEEL 100 U KINGDOM 306 BELGIUM 318 DENMARK 335 GERMANY W 347 JAPAN 354 NETHRLNDS 359 NORWAY 375 SWEODEN 400 U STATES	CWT 2756 116 14 1821 864 16 15 1444 7046	60513 1991 807 29270 15538 955 488 50759 160321	16580 1920 84 6979 360 3971 214 278 6551 36937	369569 24295 3963 104830 3703 71339 4448 6476 275323 863946	5207
WIRE STEEL FOR UPHOL SPRINGS 400 U STATES	CWT 21	232	5056	50172	5208
WIRE STEEL FOR CORSET STEELS 100 U KINGDOM 335 GERMANY W 400 U STATES	CWT 40 40 121 201	1351 1052 7020 9423	365 40 553 958	14030 1052 30612 45694	5209

IMPORTS INTO CANADA FOR CONSUMPTION

Articles and Countries from which Imported	MONTH OF JUNE 1957		SIX MONTHS ENDED JUNE 1957		Class Number
	Quantities	Values (\$)	Quantities	Values (\$)	
WIRE STEEL FOR MFR WIRE ROPE	CWT				5210
100 U KINGDOM	28029	311723	173438	1960269	
335 GERMANY W	1200	12054	6814	70700	
347 JAPAN			503	7219	
354 NETHRLNDS			400	3569	
359 NORWAY	602	6340	602	6340	
400 U STATES	3544	51846	27208	405882	
	33375	381963	208965	2453979	
WIRE ROPE STEEL COMML FISHING					5211
100 U KINGDOM		18016		131597	
306 BELGIUM		1733		3410	
318 DENMARK				2712	
347 JAPAN		302		4060	
400 U STATES		979		6833	
		21030		148612	
WIRE STEEL FOR CARD CLOTHING	CWT				5212
100 U KINGDOM			29	1047	
			29	1047	
WIRE ROPE CABLE STEEL USED	CWT				5213
100 U KINGDOM			1281	2618	
400 U STATES	1945	9618	12319	49311	
	1945	9618	13600	51929	
WIRE OF IRON OR STEEL N O P	CWT				5214
100 U KINGDOM	2623	25025	19408	167882	
306 BELGIUM	4089	32704	8807	69864	
312 CHILE			1200	10354	
318 DENMARK	1522	19835	1533	20119	
327 FRANCE			6715	35227	
335 GERMANY W			4769	32607	
344 ITALY			401	5103	
354 NETHRLNDS			100	6110	
375 SWEDEN	308	14741	444	19711	
400 U STATES	7668	111817	48344	872046	
	16210	204122	91721	1239023	
WIRE FENCING NOT LESS 080 INCH					5215
100 U KINGDOM		25442		74886	
335 GERMANY W		2081		39348	
400 U STATES		673		18088	
		28196		132322	
WIRE FENCING WOVEN N O P					5216
100 U KINGDOM				6730	
305 AUSTRIA		664		25997	
306 BELGIUM				171	
335 GERMANY W		255		8156	
400 U STATES		2698		22437	
		3617		63491	
WIRE NETTING FOR FUR FARMS					5217
100 U KINGDOM		1915		2432	
306 BELGIUM				9852	
400 U STATES		478		25188	
		2393		37472	
WIRE SCREENS DOORS WINDOWS					5218
100 U KINGDOM		6808		58628	
335 GERMANY W				291	
400 U STATES		9437		43289	
		16245		102208	
WIRE MESH IN ACETATE FILM					5219
100 U KINGDOM		981		11193	
400 U STATES		203		5131	
		1184		16324	
WIRE CLOTH OR SCREEN OF IRON					5220
100 U KINGDOM				3091	
327 FRANCE				1796	
335 GERMANY W		2502		24454	
347 JAPAN		2911		185195	
354 NETHRLNDS		1100		4389	
400 U STATES		19104		181580	
		25617		400505	
WIRE NETTING OF IRON OR STEEL					5221
100 U KINGDOM		6180		60326	
305 AUSTRIA				670	
306 BELGIUM		3564		21021	
335 GERMANY W				21610	
400 U STATES		8258		35398	
		18002		139025	
WIRE RUSTPROOF FOR FISHING					5222
100 U KINGDOM				1020	
347 JAPAN				169	
400 U STATES				13034	
				14223	
WIRE ROPE FOR WELL DRILLING					5223
100 U KINGDOM		7061		20929	
335 GERMANY W				10194	
354 NETHRLNDS		7346		7346	
400 U STATES				37194	
		14407		75663	
WELDED WIRE FABRIC REINFORCING	CWT				5224
100 U KINGDOM			1990	22054	
306 BELGIUM	611	3837	5482	35426	
400 U STATES	2112	25230	10708	139531	
	2723	29067	18180	197011	
CABLE CHAIN FOR SHIPS	CWT				5231
100 U KINGDOM	48	602	4561	62052	
400 U STATES	383	5141	2313	26956	
	431	5743	6874	89008	

IMPORTS INTO CANADA FOR CONSUMPTION

Articles and Countries from which Imported	MONTH OF JUNE 1957		SIX MONTHS ENDED JUNE 1957		Class Number
	Quantities	Values (\$)	Quantities	Values (\$)	
COIL CHAIN 9 EIGHTHS AND OVER	CWT				5232
100 U KINGDOM	2818	14424	8390	58207	
400 U STATES	332	9475	1955	53055	
	3150	23899	10345	111262	
COIL CHAIN UNDER 9 EIGHTHS IN	CWT				5233
100 U KINGDOM	363	7176	3030	45148	
306 BELGIUM	100	1700	502	6180	
335 GERMANY W	1034	10199	2452	28300	
347 JAPAN			10	135	
354 NETHRLNDS			19	406	
400 U STATES	273	9180	3013	85987	
	1770	28255	9086	166156	
SPROCKET-CHAIN FOR AGRIC IMPL					5234
100 U KINGDOM				1689	
335 GERMANY W		58388		283855	
400 U STATES		54853		507927	
		113241		793471	
SILENT CHAIN ROLLER CHAIN					5235
100 U KINGDOM		46919		241958	
305 AUSTRIA		1557		1557	
317 CZECHO S		213		962	
335 GERMANY W		8243		75757	
347 JAPAN		3151		33618	
400 U STATES		98467		821890	
		158550		1175742	
CHAINS N O P					5236
100 U KINGDOM		51442		87903	
327 FRANCE				192	
335 GERMANY W		2741		9869	
344 ITALY				227	
347 JAPAN				101	
381 ALASKA				290	
400 U STATES		94858		574655	
		149041		673237	
DIESEL ENGINE PARTS N O P					5240
100 U KINGDOM		122050		740704	
234 AUSTRALIA				67	
305 AUSTRIA				644	
318 DENMARK		2852		13885	
327 FRANCE				6781	
334 ST PIERRE				200	
335 GERMANY W		4836		25476	
344 ITALY		808		4215	
354 NETHRLNDS		644		14446	
359 NORWAY		626		1233	
375 SWEDEN		2403		19862	
376 SWITZRLND		1124		11872	
400 U STATES		1066743		7715571	
		1202086		8554956	
AUTOMOBILE ENGINES AND PARTS	NO				5242
100 U KINGDOM	2	25995	47	227213	
335 GERMANY W	4	12008	134	171984	
400 U STATES	1098	622677	6066	6102648	
	1104	660680	6247	6501845	
ENGINES GAS MARINE AND PARTS	NO				5244
100 U KINGDOM	11	10304	35	50390	
335 GERMANY W				773	
354 NETHRLNDS				59	
359 NORWAY				827	
400 U STATES	46	85052	565	616081	
	57	95356	600	668130	
ENGINES MOTOR TRUCK AND PARTS	NO				5245
100 U KINGDOM	17	36431	220	473707	
335 GERMANY W		1626	190	41169	
400 U STATES	444	805918	6226	6026323	
	461	843975	6636	6541199	
ENGINES FISHING BOAT AND PARTS	NO				5246
100 U KINGDOM			10	2813	
400 U STATES	15	9468	113	69410	
	15	9468	123	72223	
PARTS OF AIRCRAFT ENGINES					5248
100 U KINGDOM		340300		2734545	
218 MALAYA		498		498	
381 ALASKA				192	
400 U STATES		1136519		8864394	
		1477317		11599629	
ENGINES UP TO 1 AND 1 HALF H P	NO				5251
100 U KINGDOM			6	135	
400 U STATES	128	7787	2897	80765	
	128	7787	2903	80900	
ENGINES GAS M O P AND PARTS	NO				5252
100 U KINGDOM	3	2343	38	53905	
305 AUSTRIA			1	480	
327 FRANCE			1	134	
335 GERMANY W				50	
400 U STATES	4765	949357	74480	8701195	
	4768	951700	74520	8755764	
ENGINES STEAM N O P AND PARTS	NO				5253
100 U KINGDOM	1	1438	1	17405	
354 NETHRLNDS				610	
400 U STATES	9	39545	119	534968	
	10	40983	120	552983	
FIRE ENGINES MACHINES AND PTS	NO				5254
100 U KINGDOM	7	43279	18	88488	
335 GERMANY W			3	2006	
400 U STATES	35	42229	206	332629	
	42	85508	227	423123	

IMPORTS INTO CANADA FOR CONSUMPTION

Articles and Countries from which Imported	MONTH OF JUNE 1957		SIX MONTHS ENDED JUNE 1957		Class Number
	Quantities	Values (\$)	Quantities	Values (\$)	
LOCOMOTIVES RAILWAY N O P 400 U STATES	NO 1	10603	10	82047	5255
LOCOMOTIVE CHASSIS TOPS WHEELS 100 U KINGDOM 400 U STATES	1	10603	10	82047	5256
		324072		33326	
		324072		2379262	
LOCOMOTIVES SAWMILL MINING 100 U KINGDOM 335 GERMANY W 400 U STATES	NO 2	18764	24	258968	5257
	16	309057	96	1918903	
	18	327821	120	2177927	
ENGINES AIRCRAFT UP TO 200 HP 400 U STATES	NO 34	35306	181	175001	5258
	34	35306	181	175001	
ENGINES AIRCRAFT 201 TO 500 HP 100 U KINGDOM 381 ALASKA 400 U STATES	NO 1	5356	3	16045	5259
	24	52449	145	396783	
	25	57805	149	415516	
ENGINES AIRCRAFT 501 TO 1000HP 400 U STATES	NO 7	19884	67	293199	5260
	7	19884	67	293199	
ENGINES AIRCRAFT OVER 1000 HP 100 U KINGDOM 218 MALAYA 318 DENMARK 400 U STATES	NO 13	562679	58	1882436	5261
	1	26667	1	26667	
			1	18730	
	22	236312	207	6046975	
	36	825658	267	7974808	
ENGINES MARINE DIESEL 100 U KINGDOM 318 DENMARK 335 GERMANY W 375 SWEDEN 400 U STATES	NO 30	46804	177	241716	5265
	6	77989	4	89646	
	4	4108	12	97911	
	36	223570	11	16143	
	76	352471	329	1879486	
ENGINES MOTOR VEHICLE DIESEL 100 U KINGDOM 335 GERMANY W 400 U STATES	NO 12	22035	45	53084	5266
	26	64482	6	4892	
	38	86517	220	479465	
ENGINES LOCOMOTIVE DIESEL 400 U STATES	NO 34	870084	190	5225009	5267
	34	870084	190	5225009	
ENGINES DIESEL SEMI DIESEL N O P 100 U KINGDOM 327 FRANCE 335 GERMANY W 400 U STATES	NO 66	43522	1013	866124	5268
	3	19611	1	2299	
	139	831386	15	54277	
	208	894519	1161	6405401	
POWER BOILERS 100 U KINGDOM 400 U STATES		121		22240	5274
		139553		879678	
		139674		901918	
POWER BOILER PARTS 100 U KINGDOM 400 U STATES				14148	5275
		161947		847308	
		161947		861456	
OUTBOARD MOTORS 100 U KINGDOM 335 GERMANY W 400 U STATES	NO 28	2302	128	10055	5280
	1401	258996	1	91	
	1429	261298	8301	1591849	
OUTBOARD MOTOR PARTS 400 U STATES			8430	1601995	5283
		232006		2256504	
		232006		2256504	
CREAM SEPARATOR PARTS 318 DENMARK 326 FINLAND 335 GERMANY W 375 SWEDEN 400 U STATES		270		1136	5290
				8575	
		134		1610	
		901		14620	
		2851		38982	
		4156		64923	
CREAM SEPARATORS 318 DENMARK 326 FINLAND 335 GERMANY W 375 SWEDEN 400 U STATES	NO 1	2402	6	8902	5292
	169	14961	10	15438	
	261	53871	522	52539	
	431	71234	3579	282662	
			1581	417209	
			5698	776750	
MILK CLARIFIERS AND PARTS 375 SWEDEN 400 U STATES		3941		7673	5293
		2365		26454	
		6306		34127	
MILKING MACHINES AND PARTS 100 U KINGDOM 375 SWEDEN 400 U STATES				2088	5294
				766	
		211622		1076352	
		211622		1079206	
PASTEURIZERS DAIRY AND PARTS 100 U KINGDOM 335 GERMANY W 375 SWEDEN 400 U STATES	NO 2	1505	10	50592	5295
	13	35778	208	199442	
	15	37359	218	280351	

IMPORTS INTO CANADA FOR CONSUMPTION

Articles and Countries from which Imported	MONTH OF JUNE 1957		SIX MONTHS ENDED JUNE 1957		Class Number
	Quantities	Values (\$)	Quantities	Values (\$)	
POWER DAIRY MACHINERY					5296
100 U KINGDOM		407		41114	
318 DENMARK				1750	
327 FRANCE		3228		35684	
335 GERMANY W				14133	
375 SWEDEN				35061	
376 SWITZRLND				8485	
400 U STATES		276601		1428928	
		280236		1565155	
FORKS PRONGED	DOZ				5301
100 U KINGDOM			70	892	
335 GERMANY W	393	2823	1773	13237	
347 JAPAN			344	4228	
375 SWEDEN			50	758	
400 U STATES	29	745	1262	28005	
	422	3568	3499	47120	
HARVESTERS AND PARTS	NO				5302
100 U KINGDOM				1531	
400 U STATES	422	497535	1253	2217244	
	422	497535	1253	2218775	
HAY LOADERS AND PARTS	NO				5303
400 U STATES	46	5966	291	61703	
	46	5966	291	61703	
HAY TEDDERS AND PARTS	NO				5304
400 U STATES				208	
				208	
MOWING MACHINES AND PARTS	NO				5305
100 U KINGDOM			11	5432	
335 GERMANY W			4	810	
400 U STATES	868	244499	6545	1758856	
	868	244499	6560	1765098	
POTATO DIGGERS PLANTERS PARTS	NO				5306
100 U KINGDOM	1	319	4	1131	
400 U STATES	20	13603	609	334134	
	21	13922	613	335265	
RAKES HORSE OR POWER AND PARTS	NO				5307
100 U KINGDOM				1077	
400 U STATES	1101	292572	8606	2323351	
	1101	292572	8606	2324428	
RAKES N O P	DOZ				5308
100 U KINGDOM			154	685	
335 GERMANY W	100	519	1256	5595	
347 JAPAN	261	251	6310	12148	
400 U STATES	1486	11384	12818	99492	
	1847	12154	20538	117920	
SCYTHES	DOZ				5310
100 U KINGDOM	126	1035	460	5740	
305 AUSTRIA	125	2194	933	16694	
375 SWEDEN			17	242	
400 U STATES	37	686	1346	17603	
	288	3915	2756	40279	
SICKLES OR REAPING HOOKS	DOZ				5311
100 U KINGDOM			97	489	
400 U STATES	23	191	865	6425	
	23	191	962	6914	
CULTIVATORS SCUFFLERS AND PTS					5321
100 U KINGDOM		4032		10207	
335 GERMANY W				627	
347 JAPAN				1884	
375 SWEDEN				925	
400 U STATES		337721		2680486	
		341753		2694129	
DRILLS SEED SEEDERS AND PARTS					5322
100 U KINGDOM		523		2798	
400 U STATES		36677		1126574	
		37200		1129372	
HARROWS DISC AND PARTS					5323
100 U KINGDOM				348	
400 U STATES		58929		626135	
		58929		626483	
HARROWS AND PARTS N O P					5324
100 U KINGDOM		119		24671	
400 U STATES		32031		434089	
		32150		458760	
HOES	DOZ				5325
100 U KINGDOM			82	421	
347 JAPAN			179	1339	
354 NETHRLNDS			20	493	
400 U STATES	34	521	1802	20145	
	34	521	2083	22398	
PLOUGHS DISC AND PARTS					5326
100 U KINGDOM		447		8605	
400 U STATES		35440		411853	
		35887		420458	
PLOUGHS AND PARTS N O P					5327
100 U KINGDOM		3257		48126	
400 U STATES		115570		1041449	
		118827		1089575	
ROLLERS FARM OR LAWN AND PARTS	NO				5328
400 U STATES	33	4764	2272	57476	
	33	4764	2272	57476	
FANNING MILL PEAVINERS AND PTS	NO				5331
400 U STATES	39	167424	326	391003	
	39	167424	326	391003	

IMPORTS INTO CANADA FOR CONSUMPTION

Articles and Countries from which Imported	MONTH OF JUNE 1957		SIX MONTHS ENDED JUNE 1957		Class Number
	Quantities	Values (\$)	Quantities	Values (\$)	
HARVESTER COMBINES AND PARTS	NO				5332
100 U KINGDOM		451		20954	
335 GERMANY W		1399		1399	
400 U STATES	415	1871351	1577	9966181	
	415	1873201	1577	9988534	
THRESHING MACHINE SEPARATORS	NO				5333
400 U STATES	4	1663	29	14131	
	4	1663	29	14131	
THRESHING MACHINE PARTS					5334
400 U STATES		31890		293359	
		31890		293359	
ELECT GENERATORS FARM AND PTS					5342
100 U KINGDOM				5520	
400 U STATES		1080		17744	
		1080		23264	
FODDER FEED CUTTERS AND PARTS	NO				5343
400 U STATES	27	11567	159	136961	
	27	11567	159	136961	
FRUIT VEGETABLE GRADING MACH					5344
100 U KINGDOM		842		1419	
335 GERMANY W				586	
354 NETHRLNDS				83	
400 U STATES		39624		240694	
		40466		242782	
GRAIN HAY GRINDERS AND PARTS	NO				5345
400 U STATES	59	31599	524	171770	
	59	31599	524	171770	
HAY PRESSES AND PARTS	NO				5346
100 U KINGDOM		3877		108414	
335 GERMANY W		79421	300	135569	
400 U STATES	1191	1398934	6636	8512220	
	1411	1482232	6936	8756203	
MANURE SPREADERS AND PARTS	NO				5350
318 DENMARK	1	112	1	112	
400 U STATES	444	142600	3894	1227474	
	445	142712	3895	1227586	
POST HOLE DIGGERS AND PARTS	NO				5352
400 U STATES	493	26184	3364	88230	
	493	26184	3364	88230	
SPADES AND SHOVELS N O P	DOZ				5353
100 U KINGDOM	619	7285	4266	47877	
231 HONG KONG			25	69	
335 GERMANY W			60	931	
347 JAPAN	158	1383	1305	13210	
400 U STATES	39	672	1393	21228	
	816	9340	7049	83315	
SPRAYING AND DUSTING MACHINES					5354
100 U KINGDOM		1279		14251	
327 FRANCE				2452	
335 GERMANY W		2299		5670	
400 U STATES		240923		1381924	
		244501		1404297	
STUMPING MACHINES AND PARTS	NO				5355
TRACTION DITCHING MACH AND PTS	NO				5356
400 U STATES	23	311816	76	872028	
	23	311816	76	872028	
TRACTORS INTERNAL COMBUSTION	NO				5357
100 U KINGDOM	310	502408	1767	3029068	
335 GERMANY W	14	30059	67	154095	
381 ALASKA	2	13679	4	24645	
400 U STATES	2375	7566073	21460	59813654	
	2701	8112219	23298	63021462	
TRACTOR PARTS AND ACCESSORIES					5358
100 U KINGDOM		117886		450157	
327 FRANCE				885	
335 GERMANY W		8038		37943	
347 JAPAN				32693	
354 NETHRLNDS				566	
381 ALASKA		343		28140	
400 U STATES		3303758		24080486	
		3430025		24630870	
WINDMILLS AND PARTS					5361
400 U STATES		496		2749	
		496		2749	
PRUNING HOOKS SHEARS DEHORERS					5362
100 U KINGDOM		153		14045	
335 GERMANY W		353		6128	
344 ITALY		682		19693	
400 U STATES		2541		66932	
		3729		106798	
AGRIC IMPLEMENTS NOP AND PARTS					5363
100 U KINGDOM		6350		69480	
318 DENMARK				429	
335 GERMANY W		13584		27167	
347 JAPAN		16750		35182	
375 SWEDEN		153		2359	
400 U STATES		1412222		7062179	
		1449059		7196796	
KNIVES AND FORKS TABLE					5371
100 U KINGDOM		14607		86664	
215 INDIA		385		450	
305 AUSTRIA				2451	
318 DENMARK		1145		3559	
327 FRANCE		974		9367	
335 GERMANY W		1903		51783	

IMPORTS INTO CANADA FOR CONSUMPTION

Articles and Countries from which Imported	MONTH OF JUNE 1957		SIX MONTHS ENDED JUNE 1957		Class Number
	Quantities	Values (\$)	Quantities	Values (\$)	
344 ITALY		974		3162	
347 JAPAN		42581		302663	
354 NETHRLNDS		10183		25235	
375 SWEDEN				2301	
376 SWITZRLND				733	
400 U STATES		15105		78212	
POCKET KNIVES		87857		566580	5372
100 U KINGDOM		13627		84809	
327 FRANCE				1785	
335 GERMANY W		18404		105878	
344 ITALY		231		1994	
347 JAPAN		4093		19746	
354 NETHRLNDS				225	
375 SWEDEN		591		1478	
376 SWITZRLND		509		2040	
400 U STATES		4706		59831	
RAZORS N O P AND PARTS		42161		277786	5373
100 U KINGDOM		51		23303	
335 GERMANY W		1290		9061	
375 SWEDEN		117		117	
400 U STATES		47997		142289	
		49455		174770	
SAFETY RAZOR BLADES	DOZ				5374
100 U KINGDOM	22833	1334	51924	6098	
318 DENMARK			33063	1335	
335 GERMANY W	13541	722	150850	7698	
360 ISRAEL			50000	1464	
375 SWEDEN			250	55	
400 U STATES	95821	8987	781802	61229	
	132195	11043	1067889	77879	
SCISSORS AND SHEARS N O P					5375
100 U KINGDOM		5194		71737	
216 PAKISTAN		786		1490	
318 DENMARK		113		113	
327 FRANCE		205		889	
335 GERMANY W		32140		292591	
344 ITALY		1440		8834	
347 JAPAN		1030		13092	
354 NETHRLNDS				82	
400 U STATES		32627		236690	
		73535		625518	
OTHER KNIVES N O P					5376
100 U KINGDOM		7863		46541	
215 INDIA				135	
231 HONG KONG				154	
318 DENMARK				174	
326 FINLAND		111		180	
327 FRANCE		461		2566	
335 GERMANY W		16314		67767	
344 ITALY				969	
347 JAPAN		1982		17051	
359 NORWAY				183	
375 SWEDEN		926		10241	
376 SWITZRLND				609	
400 U STATES		8230		55464	
		35887		202034	
SPOONS					5377
100 U KINGDOM		1912		8418	
305 AUSTRIA				1481	
318 DENMARK		602		1572	
335 GERMANY W		1184		8506	
344 ITALY				3483	
347 JAPAN		18174		136905	
354 NETHRLNDS		279		8250	
375 SWEDEN		1152		3619	
400 U STATES		7403		42548	
		30706		214782	
KNIVES BUTCHER AND KITCHEN					5378
100 U KINGDOM		8707		75150	
231 HONG KONG		50		318	
327 FRANCE		1084		13333	
335 GERMANY W		4507		43652	
344 ITALY				248	
347 JAPAN				3289	
354 NETHRLNDS				105	
375 SWEDEN				695	
376 SWITZRLND				1795	
400 U STATES		14167		66870	
		28515		205455	
HINGES AND BUTTS	LB				5381
100 U KINGDOM	25826	5265	208294	42663	
306 BELGIUM	29046	6385	57703	12945	
327 FRANCE	330	115	1232	361	
335 GERMANY W	33927	8066	260949	60749	
347 JAPAN	53350	10893	152668	35014	
354 NETHRLNDS			928	424	
375 SWEDEN	6041	1999	39494	11794	
400 U STATES	69717	52800	458371	303652	
	218237	85523	1179639	467602	
CUT NAILS	CWT				5391
100 U KINGDOM			66	672	
400 U STATES	121	5128	1721	46990	
	121	5128	1787	47662	

IMPORTS INTO CANADA FOR CONSUMPTION

Articles and Countries from which Imported	MONTH OF JUNE 1957		SIX MONTHS ENDED JUNE 1957		Class Number
	Quantities	Values (\$)	Quantities	Values (\$)	
RAILWAY SPIKES AND SPIKES N O P	CWT				5392
100 U KINGDOM	22	205	47	395	
400 U STATES	56	902	361	4031	
	78	1107	408	4426	
TACKS ALL KINDS N O P	LB				5393
100 U KINGDOM			9627	2050	
335 GERMANY W	2601	1069	9499	3275	
400 U STATES	2532	1169	10710	5779	
	5133	2238	29836	11104	
WIRE NAILS OVER ONE INCH	CWT				5394
100 U KINGDOM	10891	77236	101420	704416	
306 BELGIUM			3195	22690	
317 CZECHOS	1000	7088	4000	27118	
335 GERMANY W			3151	24236	
347 JAPAN	1120	12154	4493	46111	
354 NETHRLNDS			752	4568	
375 SWEDEN	1200	18807	1200	18807	
400 U STATES	966	16574	7299	119225	
	15204	133812	125510	967171	
NAILS AND BRADS N O P	LB				5395
100 U KINGDOM	869	453	38780	7914	
335 GERMANY W	207	593	11123	4199	
375 SWEDEN	2800	705	5700	1453	
400 U STATES	9555	4640	104996	36350	
	13431	6391	160599	49916	
HAND SEWING NEEDLES					5400
100 U KINGDOM		3538		23721	
231 HONG KONG				122	
335 GERMANY W		92		1753	
347 JAPAN				623	
400 U STATES		912		2688	
		4542		28907	
SPRING BEARD AND LATCH NEEOLES	M				5401
100 U KINGDOM	1	50	502	22559	
317 CZECHOS			15	525	
327 FRANCE	4	216	52	2176	
335 GERMANY W	25	288	123	2331	
376 SWITZRLNO	12	801	26	1733	
400 U STATES	154	8759	1462	61292	
	196	10114	2180	90616	
NEEOLES N O P					5402
100 U KINGDOM		10271		85974	
231 HONG KONG				225	
306 BELGIUM		931		9935	
317 CZECHOS				790	
327 FRANCE		109		493	
335 GERMANY W		9069		41802	
344 ITALY		461		6301	
347 JAPAN		371		3067	
354 NETHRLNDS		396		2665	
376 SWITZRLND				375	
400 U STATES		21792		165030	
		43400		316657	
PINS N O P	LB				5403
100 U KINGDOM	21455	16620	196398	137824	
317 CZECHOS			365	119	
327 FRANCE	45	111	304	740	
335 GERMANY W	3440	2238	7611	5543	
344 ITALY			20	80	
347 JAPAN	353	368	1455	1311	
400 U STATES	8545	8399	36798	46639	
	33838	27736	242951	192256	
PINS FOR MARKING SYSTEMS	LB				5404
100 U KINGDOM	30	120	558	596	
400 U STATES	1639	2740	12746	21256	
	1669	2860	13304	21852	
NUTS AND BOLTS WASHERS RIVETS	LB				5411
100 U KINGDOM	605149	97724	3168157	563769	
306 BELGIUM	62622	6766	263141	30993	
327 FRANCE	56811	9299	367124	51530	
335 GERMANY W	10279	4980	127855	49470	
344 ITALY	1223	120	219695	24961	
347 JAPAN	2640	1728	53007	12331	
354 NETHRLNDS	27007	5511	223304	43266	
375 SWEDEN	36978	6556	196953	47582	
376 SWITZRLND	7	96	221	472	
400 U STATES	1189089	429073	7293406	2994519	
	1991805	561853	11912863	3818893	
MACHINE AND OTHER SCREWS N O P					5412
100 U KINGDOM		14723		103166	
306 BELGIUM		755		2321	
335 GERMANY W		1471		6025	
344 ITALY		190		623	
347 JAPAN				1012	
354 NETHRLNDS		2521		6620	
375 SWEDEN				780	
376 SWITZRLNO				244	
400 U STATES		152103		1231999	
		171763		1352790	
WOOD SCREWS OF IRON OR STEEL					5413
100 U KINGDOM		421		8589	
231 HONG KONG				1395	
306 BELGIUM				1043	
335 GERMANY W		7183		25566	
347 JAPAN		139		7350	
354 NETHRLNOS				54	

IMPORTS INTO CANADA FOR CONSUMPTION

Articles and Countries from which Imported	MONTH OF JUNE 1957		SIX MONTHS ENDED JUNE 1957		Class Number
	Quantities	Values (\$)	Quantities	Values (\$)	
375 SWEDEN		413		9205	
400 U STATES		12645		41752	
FISH HOOKS COMMERCIAL		20801		94954	5421
100 U KINGDOM		576		2168	
359 NORWAY		2964		39208	
400 U STATES		197		8635	
HARDWARE M O P		3737		50011	5422
100 U KINGDOM		27683		145123	
231 HONG KONG		261		2388	
305 AUSTRIA				793	
317 CZECHO S		813		1241	
327 FRANCE		361		361	
335 GERMANY W		10783		69765	
347 JAPAN		2540		6247	
354 NETHRLNDS				19098	
375 SWEDEN		5085		8855	
400 U STATES		230547		1496203	
LOCKS OF IRON OR STEEL		278073		1750074	5423
100 U KINGDOM		3130		15810	
231 HONG KONG				499	
318 DENMARK				1175	
335 GERMANY W		2457		21090	
340 HUNGARY		522		522	
344 ITALY		106		589	
347 JAPAN				181	
376 SWITZRLND		107		107	
400 U STATES		44505		348508	
SKATES ICE	PR	50827		388481	5425
100 U KINGDOM	8199	11387	46353	79183	
375 SWEDEN	3596	6653	3596	6653	
400 U STATES	432	215	538	324	
SKATES ROLLER		12227	18255	50487	5426
100 U KINGDOM	PR		121	309	
400 U STATES		3103	7479	32891	60430
CARPET SWEEPERS		3103	7479	33012	60739
400 U STATES	NO	752	1763	12052	64118
CLEANERS ELECTRIC VACUUM		752	1763	12052	64118
100 U KINGDOM	NO	2310	53817	13606	297864
318 DENMARK		60	1856	269	8490
335 GERMANY W		80	2228	1183	34344
354 NETHRLNDS		803	18280	4630	104863
375 SWEDEN		56	3720	177	16777
400 U STATES		5682	212126	50559	1819859
CLEANERS HAND VACUUM AND PARTS		8991	292027	70424	2282197
100 U KINGDOM			27719		280568
335 GERMANY W			713		2591
347 JAPAN			728		2667
354 NETHRLNDS			1094		4544
375 SWEDEN			3361		8292
400 U STATES			104084		781932
CLOTHES WRINGERS DOMESTIC			137699		1080594
400 U STATES			10878		147814
SEWING MACHINES DOMESTIC			10878		147814
100 U KINGDOM	NO	2388	40521	17844	395761
234 AUSTRALIA				6	180
306 BELGIUM				100	2755
335 GERMANY W		264	17317	2216	172267
344 ITALY		653	33995	4370	213903
347 JAPAN		5159	83635	30406	519747
354 NETHRLNDS				216	15427
372 SPAIN				923	21665
375 SWEDEN				341	26738
376 SWITZRLND		230	18877	4137	314945
400 U STATES		960	43746	10645	474988
SEWING MACH ATTACHMNTS DOMESTIC		9654	238091	71204	2158376
100 U KINGDOM			2909		34710
335 GERMANY W			797		1927
344 ITALY			206		1417
347 JAPAN			1172		9984
376 SWITZRLND					17191
400 U STATES			41575		238393
SEWING MACHINE PARTS DOMESTIC			46659		303622
100 U KINGDOM			38224		231539
318 DENMARK			125		384
327 FRANCE					611
335 GERMANY W			6977		22431
344 ITALY					1931
347 JAPAN			2442		15219
375 SWEDEN					1339
376 SWITZRLND			60		3199
390 GERMANY E					162
400 U STATES			37928		386721
			85756		663536

IMPORTS INTO CANADA FOR CONSUMPTION

Articles and Countries from which Imported	MONTH OF JUNE 1957		SIX MONTHS ENDED JUNE 1957		Class Number
	Quantities	Values (\$)	Quantities	Values (\$)	
CLOTHES DRYERS DOMESTIC ELECTRIC 400 U STATES	NO 668	93064	6777 6777	1218515 1218515	5448
WATER PUMPS DOMESTIC 100 U KINGDOM 317 CZECHOSLOVAKIA 400 U STATES	NO 338 176 514	2104 8210 10314	1518 415 2533	13751 1757 51071	5449
WASHING MACHINES ELECTRIC 100 U KINGDOM 400 U STATES	NO 1740 1740	246582 246582	209 19607 19816	14502 2718419 2732921	5450
WASHING MACH POWER NOT ELECT 400 U STATES	NO 15 15	1352 1352	196 196	15886 15886	5451
WASHING MACH HAND OPERATED 400 U STATES	NO 49 49	1191 1191	106 106	1934 1934	5452
WASHING MACHINE PARTS 100 U KINGDOM 400 U STATES		183102 183102		3908 2100081 2103989	5453
IRONERS DOMESTIC ELECTRIC 400 U STATES	NO 15 15	957 957	154 154	13871 13871	5454
ARTICLES FOR SMELTING IRON 335 GERMANY W 400 U STATES		408 25370 25778		16419 1060069 1076488	5461
BLOWERS SMELTING APPARATUS 100 U KINGDOM 335 GERMANY W 376 SWITZERLAND 400 U STATES		3775 105708 109483		3775 3657 10272 516982 534686	5462
BUDDLES VANNERS SLIME TABLES 400 U STATES		673 673		3898 3898	5463
CAR LOADING MACHINES COAL 400 U STATES				10688 10688	5464
CHOCK RELEASE APPARATUS 100 U KINGDOM				10918 10918	5465
COAL HEADING MACHINES 335 GERMANY W 400 U STATES		2671 2671		20000 205355 225355	5466
MINERS LAMPS AND ACCESSORIES 100 U KINGDOM 375 SWEDEN 400 U STATES		1593 41183 42776		25711 598 301590 327899	5467
AMALGAM SAFES ORE SAMPLERS 100 U KINGDOM 335 GERMANY W 400 U STATES		77821 77821		4630 352 520664 525646	5468
SUNDRY METALLURGICAL APPARATUS 100 U KINGDOM 327 FRANCE 335 GERMANY W 400 U STATES		73808 374741 448549		612458 67226 10154 2702992 3392830	5469
DIAMOND DRILLS CORE DRILLS 100 U KINGDOM 224 JAMAICA 335 GERMANY W 400 U STATES		77165 12321 89486		422280 475 1998 130630 555383	5470
MINE LOADING MACH CONVEYORS 100 U KINGDOM 375 SWEDEN 381 ALASKA 400 U STATES		138495 4171 1368576 1511242		673510 55669 118 9430845 10160142	5471
MACHINERY ALLUVIAL MINING 400 U STATES		59395 59395		780087 780087	5473
MACHINERY ORE HANDLING					5474
MACHINERY ORE CONCENTRATION 100 U KINGDOM 335 GERMANY W 400 U STATES		98780 98780		1910 621 1220093 1222624	5475
MACHINERY METAL REFINING 400 U STATES		8852 8852		61975 61975	5476
ORE CRUSHERS GRINDING MILLS 100 U KINGDOM 207 UN SO AFRICA 305 AUSTRIA 327 FRANCE		6200 94		26222 6701 1542 95854	5477

IMPORTS INTO CANADA FOR CONSUMPTION

Articles and Countries from which Imported	MONTH OF JUNE 1957		SIX MONTHS ENDED JUNE 1957		Class Number
	Quantities	Values (\$)	Quantities	Values (\$)	
335 GERMANY W		1021		19754	
381 ALASKA		17129		17129	
400 U STATES		352569		3367583	
		377013		3534785	
COAL CUTTERS AUGERS DRILLS					5478
100 U KINGDOM		1841		4102	
400 U STATES		124		45317	
		1965		49419	
POWER DRIVEN PUMPS FOR MINES					5479
400 U STATES				376	
				376	
PUMPS PREC METAL EXTRACTION					5480
400 U STATES		63048		427835	
		63048		427835	
ROCK DRILLS AND PARTS					5481
NO					
100 U KINGDOM	2	11356	28	104255	
207 UN SO AFR				1085	
305 AUSTRIA				94	
375 SWEDEN		15261	410	287435	
400 U STATES	91	237164	410	1442853	
	93	263781	848	1835722	
WELL DRILLING MACHINERY					5482
100 U KINGDOM		16362		598169	
305 AUSTRIA				193428	
335 GERMANY W				455	
347 JAPAN				2326	
375 SWEDEN		181		181	
400 U STATES		4160151		27090214	
		4176694		27884773	
ADDING MACHINES AND PARTS					5500
NO					
100 U KINGDOM			765	103999	
306 BELGIUM			63	1260	
335 GERMANY W	39	4962	537	62777	
344 ITALY	236	24350	657	84951	
359 NORWAY	39	2231	249	14133	
375 SWEDEN	174	21502	1343	134280	
376 SWITZRLND				113	
400 U STATES	310	105941	2112	938125	
	798	158986	5726	1339638	
BOOKKEEPING MACHINES AND PARTS					5501
NO					
100 U KINGDOM	8	23244	40	184461	
327 FRANCE	1	8873	11	79822	
335 GERMANY W	44	14644	234	99285	
344 ITALY	108	21295	1365	309459	
354 NETHRLNDS	50	10304	341	69398	
375 SWEDEN	25	3990	424	73567	
376 SWITZRLND			218	28877	
400 U STATES	608	1400312	4261	8952704	
	844	1482662	6894	9797573	
CASH REGISTERS					5502
359 NORWAY		6076		25138	
375 SWEDEN		21614		205953	
400 U STATES		7294		75023	
		34984		306114	
CASH REGISTER PARTS					5503
359 NORWAY				161	
375 SWEDEN				2343	
400 U STATES		135701		1014533	
		135701		1017037	
DICTATING MACHINES AND PARTS					5504
100 U KINGDOM		39201		367048	
318 DENMARK		301		8290	
327 FRANCE				217	
335 GERMANY W		6027		32122	
376 SWITZRLND		401		27183	
400 U STATES		103139		914909	
		149069		1349769	
TYPEWRITERS					5505
NO					
100 U KINGDOM	2973	222061	16594	1185560	
231 HONG KONG	1	58	3	183	
317 CZECHO S			4	114	
335 GERMANY W	118	9005	1101	79294	
344 ITALY	108	22634	1784	167964	
354 NETHRLNDS			5000	155509	
375 SWEDEN	56	3539	420	21150	
376 SWITZRLND	70	5727	635	30190	
390 GERMANY E	3	121	130	3995	
400 U STATES	661	46848	5631	332462	
	3990	309993	31302	1976421	
TYPEWRITER PARTS					5506
100 U KINGDOM		26599		91584	
317 CZECHO S				57	
327 FRANCE		1793		6160	
335 GERMANY W		2901		12719	
344 ITALY		2400		15808	
354 NETHRLNDS		65		538	
375 SWEDEN		2738		17618	
376 SWITZRLND		3361		10450	
400 U STATES		263512		3086433	
		303369		3241367	
MACHINERY 412A PAPER WORKING					5511
100 U KINGDOM		9499		217397	
234 AUSTRALIA				84	
306 BELGIUM		357		3488	
317 CZECHO S				8040	
318 DENMARK				150	

IMPORTS INTO CANADA FOR CONSUMPTION

Articles and Countries from which Imported	MONTH OF JUNE 1957		SIX MONTHS ENDED JUNE 1957		Class Number
	Quantities	Values (\$)	Quantities	Values (\$)	
327 FRANCE		249		10771	
335 GERMANY W		97749		505166	
344 ITALY				21257	
347 JAPAN		2355		2355	
354 NETHRLNDS				3613	
359 NORWAY		280		280	
375 SWEDEN		5039		10216	
376 SWITZRLND				3372	
384 P RICO				1492	
390 GERMANY E		2539		20629	
400 U STATES		933368		6214430	
		1051435		7022740	
MACHINERY 412A CELLULOSE					
100 U KINGDOM				15882	5512
400 U STATES		5379		18891	
		5379		34773	
NEWSPAPER PRESSES AND PARTS	NO				5513
100 U KINGDOM		340		1785	
335 GERMANY W				67	
344 ITALY			1	84960	
375 SWEDEN			1	23114	
400 U STATES		104714	6	1949377	
		105054	8	2059303	
FLAT BED CYL PRESSES AND PARTS	NO				5514
100 U KINGDOM				429	
400 U STATES		490	15	81161	
		490	15	81590	
PRINTING PRESSES N O P AND PTS	NO				5515
100 U KINGDOM	552	102263	2247	615975	
317 CZECHO S	2	2764	17	20477	
318 DENMARK			128	7365	
327 FRANCE	1	5041	8	54128	
335 GERMANY W	21	42969	153	375727	
344 ITALY			22	15070	
354 NETHRLNDS			1	1939	
375 SWEDEN	2	10765	19	57283	
376 SWITZRLND	1	11906	10	47462	
390 GERMANY E			2	4666	
400 U STATES	694	597706	4839	4187493	
	1273	773414	7446	5387585	
TYPECASTING MACHINES AND PARTS					5516
100 U KINGDOM				1971	
318 DENMARK				231	
335 GERMANY W				582	
344 ITALY		911		2783	
376 SWITZRLND				178	
380 USSR				9898	
400 U STATES		166217		1310992	
		167128		1326635	
TYPEMAKING ACCESSORIES AND PTS					5517
100 U KINGDOM				2263	
335 GERMANY W				165	
400 U STATES		1842		28450	
		1842		30878	
SHOVELS POWER NOT MADE CANADA	NO				5518
400 U STATES	61	478627	319	2676247	
	61	478627	319	2676247	
SHOVELS POWER KIND MADE CANADA	NO				5519
100 U KINGDOM	1	14200	13	208628	
381 ALASKA			1	58821	
400 U STATES	69	1551136	341	7490481	
	70	1565336	355	7757930	
SHOVELS POWER PARTS OF					5520
100 U KINGDOM		7870		61241	
327 FRANCE				109	
344 ITALY				8502	
381 ALASKA				384	
400 U STATES		857803		5372006	
		865673		5442242	
AIR COMPRESSING MACH AND PARTS					5521
100 U KINGDOM		77140		473978	
305 AUSTRIA		3824		13179	
306 BELGIUM				1276	
317 CZECHO S		2427		2427	
318 DENMARK		166		270	
327 FRANCE				1020	
335 GERMANY W		3136		23023	
375 SWEDEN		2131		85665	
376 SWITZRLND		1647		5234	
400 U STATES		984103		8124785	
		1074574		8730859	
BAKERY MACHINERY AND PARTS					5522
100 U KINGDOM		3687		43191	
305 AUSTRIA				385	
318 DENMARK		913		1353	
335 GERMANY W				313	
354 NETHRLNDS		160		4253	
375 SWEDEN		472		945	
400 U STATES		169121		1647691	
		174353		1698131	
BOX END MACHINERY AND PARTS					5523
COAL CARBONIZING MACH AND PTS					5524
400 U STATES				13501	
				13501	

IMPORTS INTO CANADA FOR CONSUMPTION

Articles and Countries from which Imported	MONTH OF JUNE 1957		SIX MONTHS ENDED JUNE 1957		Class Number
	Quantities	Values (\$)	Quantities	Values (\$)	
SEWING MACHINES INDUSTRIAL	NO				5525
100 U KINGDOM		3406	506	43718	
306 BELGIUM			2	4062	
318 DENMARK		353		1544	
327 FRANCE		101	1	325	
335 GERMANY W	31	6908	715	84227	
344 ITALY			1	446	
347 JAPAN		70	50	10667	
375 SWEDEN				52	
376 SWITZRLND	5	598	35	5635	
400 U STATES	331	160108	2358	1149027	
	367	171544	3668	1299703	
CLAY PRODUCTS MACH AND PARTS					5526
100 U KINGDOM				991	
335 GERMANY W				312	
400 U STATES		5516		135964	
		5516		137267	
COAL COKE AND GAS MACH AND PTS					5527
100 U KINGDOM		1342		4680	
335 GERMANY W				411	
400 U STATES		213213		2595079	
		214555		2600170	
WASTE RECOVERY MACH AND PARTS					5528
335 GERMANY W				306	
400 U STATES		37182		620746	
		37182		621052	
COAL HANDLING MACHINES AND PTS					5529
100 U KINGDOM		11225		22434	
400 U STATES		2029		79701	
		13254		102135	
CONCRETE MIXING MACH AND PARTS	NO				5530
100 U KINGDOM	4	7403	8	13078	
317 CZECHO S	1	475	1	475	
335 GERMANY W		154	6	62318	
400 U STATES	51	126966	226	569764	
	56	134998	241	645635	
ROCK DRILL BITS	NO				5531
100 U KINGDOM	1743	13390	11321	100002	
207 UN SO AFR	50	266	120	814	
305 AUSTRIA			3792	27406	
335 GERMANY W			100	506	
359 NORWAY			500	5463	
375 SWEDEN	9304	90886	41077	430814	
400 U STATES	8094	113001	71478	519602	
	19191	217543	128388	1084607	
DENTAL ENGINES ELECTRIC	NO				5532
100 U KINGDOM	1	206	21	3577	
400 U STATES	25	3684	188	23308	
	26	3890	209	26885	
DIES FOR STAMPING METAL PLATES					5533
HAND FIRE EXTINGUISHERS					
100 U KINGDOM		1582		21197	
400 U STATES		159374		850415	
		160956		871612	
FERTILIZER MACHINERY AND PARTS					5535
100 U KINGDOM		511		53508	
318 DENMARK		57327		57407	
335 GERMANY W				183	
359 NORWAY		836		25514	
375 SWEDEN				586	
400 U STATES		9188		47623	
		67862		184821	
FISH PREPARING MACH AND PARTS					5536
100 U KINGDOM				194	
318 DENMARK				19780	
335 GERMANY W		6454		81355	
375 SWEDEN		50		10843	
400 U STATES		895		35013	
		7399		147185	
REFRIGERATING MACH AND PARTS					5537
100 U KINGDOM		37599		100492	
318 DENMARK				996	
354 NETHRLNDS				16000	
400 U STATES		882565		3899528	
		920164		4017016	
LAWN MOWERS POWER AND PARTS	NO				5538
100 U KINGDOM	34	4718	1207	64020	
400 U STATES	2228	177216	21176	1630260	
	2262	181934	22383	1694280	
LAWN MOWERS N O P	NO				5539
100 U KINGDOM	690	4801	50018	354673	
400 U STATES	861	10547	8661	106706	
	1551	15348	58679	461379	
LEATHER MACHINERY AND PARTS					5540
100 U KINGDOM				4381	
335 GERMANY W				423	
400 U STATES		23805		165312	
		23805		170116	
LOGGING MACHINERY AND PARTS					5541
100 U KINGDOM		14648		224195	
335 GERMANY W		1776		19036	
347 JAPAN		14467		40009	
354 NETHRLNDS		2712		46354	
359 NORWAY				3529	
375 SWEDEN				1647	

IMPORTS INTO CANADA FOR CONSUMPTION

Articles and Countries from which Imported	MONTH OF JUNE 1957		SIX MONTHS ENDED JUNE 1957		Class Number
	Quantities	Values (\$)	Quantities	Values (\$)	
400 U STATES		1173166		7054413	
METAL DRILLING MACH AND PARTS		1206769		7389183	5542
100 U KINGDOM		140601		547805	
306 BELGIUM				37345	
317 CZECHOS		17144		28647	
327 FRANCE		33176		33356	
335 GERMANY W		824		93499	
344 ITALY		4896		19996	
354 NETHRLNDS				10298	
375 SWEDEN		944		15945	
376 SWITZRLND		4357		29808	
400 U STATES		1954177		4071621	
METAL GRINDING MACH AND PARTS		2156119		4888320	5543
100 U KINGDOM		54431		352037	
305 AUSTRIA				293	
306 BELGIUM				7990	
317 CZECHOS				4970	
318 DENMARK		1769		14787	
327 FRANCE				141	
335 GERMANY W		33885		130506	
344 ITALY				52950	
354 NETHRLNDS				4273	
375 SWEDEN		12321		55186	
376 SWITZRLND		318		19419	
400 U STATES		867250		3994959	
METALWORKING LATHES AND PARTS		969974		4637511	5544
100 U KINGDOM		139489		780502	
305 AUSTRIA				1527	
306 BELGIUM		12476		14459	
317 CZECHOS		3824		56448	
327 FRANCE				1636	
335 GERMANY W		88656		406641	
344 ITALY				60992	
375 SWEDEN		1033		1534	
376 SWITZRLND		2727		13666	
400 U STATES		443476		2694376	
METAL MILLING MACHINES AND PTS		691681		4031781	5545
100 U KINGDOM		79151		330324	
306 BELGIUM				3223	
317 CZECHOS		8079		40093	
318 DENMARK		4357		42876	
327 FRANCE				13838	
335 GERMANY W		14795		140035	
344 ITALY		14229		135983	
375 SWEDEN		2759		24103	
376 SWITZRLND				27594	
400 U STATES		312198		1867669	
METALWORKING PLANERS AND PARTS		435568		2625738	5546
100 U KINGDOM		337		3680	
335 GERMANY W		1461		1461	
344 ITALY				13307	
400 U STATES		134533		326563	
METALWORKING PRESSES AND PARTS		136331		345011	5547
100 U KINGDOM		34713		111926	
305 AUSTRIA				316	
317 CZECHOS				373	
335 GERMANY W		6546		222720	
344 ITALY				7096	
375 SWEDEN				39716	
376 SWITZRLND		75		185	
400 U STATES		419809		3887785	
METAL ROLLING MILL MCH AND PTS		461143		4270117	5548
100 U KINGDOM		3733		86341	
335 GERMANY W		24972		1270599	
344 ITALY		2396		3420	
400 U STATES		101699		5015980	
METAL SHAPERS SLOTTERS AND PTS		132800		6376340	5549
100 U KINGDOM		72605		163406	
335 GERMANY W		6194		66078	
375 SWEDEN		4368		16721	
376 SWITZRLND				8414	
400 U STATES		134766		729172	
METALWORKING MCH N O P AND PTS		217933		983791	5550
100 U KINGDOM		119330		452603	
305 AUSTRIA				432	
306 BELGIUM				29154	
317 CZECHOS				551	
318 DENMARK		312		1905	
327 FRANCE		17159		18881	
335 GERMANY W		51418		293246	
344 ITALY				6350	
354 NETHRLNDS				700	
375 SWEDEN		2673		21579	
376 SWITZRLND		2229		3187	
400 U STATES		1731393		8566527	
		1924514		9395115	

IMPORTS INTO CANADA FOR CONSUMPTION

Articles and Countries from which Imported	MONTH OF JUNE 1957		SIX MONTHS ENDED JUNE 1957		Class Number
	Quantities	Values (\$)	Quantities	Values (\$)	
MOTION PICTURE PROJECTORS					5551
100 U KINGDOM		3165		32444	
305 AUSTRIA		5295		37234	
327 FRANCE		287		3063	
335 GERMANY W		1241		6210	
344 ITALY				699	
347 JAPAN		1085		20455	
354 NETHRLNDS		506		760	
375 SWEDEN				207	
376 SWITZRLND		2468		17158	
400 U STATES		117142		1132493	
		131189		1250723	
CRANES ETC NOT MADE IN CANADA	NO				5552
100 U KINGDOM	58	32894	99	176625	
375 SWEDEN	13	20880	88	96127	
400 U STATES	60	355825	514	2600540	
	131	409599	701	2873292	
CRANES ETC KIND MADE IN CANADA	NO				5553
100 U KINGDOM	49	24377	415	260443	
327 FRANCE			97	4020	
335 GERMANY W	9	4833	39	41901	
347 JAPAN			29	629	
359 NORWAY			16	10791	
375 SWEDEN	3	7324	13	208404	
381 ALASKA			2	482	
383 HAWAII			1	11198	
400 U STATES	318	663039	2639	4647579	
	379	699573	3251	5185447	
CRANES HOISTS ETC MOP PARTS OF					5554
100 U KINGDOM		26046		191137	
335 GERMANY W		3841		46864	
354 NETHRLNDS				1504	
359 NORWAY		154		7208	
375 SWEDEN		2704		8689	
400 U STATES		197395		1748091	
		230140		2003493	
DZONE GENERATORS AND PARTS					5555
327 FRANCE		2012		79803	
335 GERMANY W		390		782	
376 SWITZRLND				962	
400 U STATES		478		24895	
		2880		106442	
PAPER MILL MACHINES AND PARTS					5556
100 U KINGDOM		262551		1477615	
305 AUSTRIA		2059		4879	
327 FRANCE		1446		10321	
335 GERMANY W		15697		78038	
359 NORWAY				8070	
375 SWEDEN		18877		43929	
400 U STATES		1296088		7891503	
		1596718		9514355	
PULP MILL MACHINES AND PARTS					5557
100 U KINGDOM		504		11051	
335 GERMANY W				371	
375 SWEDEN		100		24049	
400 U STATES		335141		2305542	
		335745		2341013	
POWER PUMPS N O P AND PARTS	NO				5558
100 U KINGDOM	53	53312	1209	444053	
207 UN SD AFR	2	2007	4	5188	
318 DENMARK	9	1286	20	5709	
327 FRANCE		110		658	
335 GERMANY W	4	712	219	15853	
344 ITALY				4473	
375 SWEDEN		3717	187	79835	
376 SWITZRLND			3	5237	
400 U STATES	3601	1132095	24153	5865147	
	3669	1193239	25795	6426153	
RIFLE MAKING MACHINERY					5559
306 BELGIUM				3314	
400 U STATES		815		160070	
		815		163384	
ROAD MAKING MACHINERY AND PTS					5560
100 U KINGDOM		99174		205243	
305 AUSTRIA				2253	
381 ALASKA				7678	
400 U STATES		1124825		5264494	
		1223999		5479668	
TRENCH AND DITCH MACH AND PTS					5561
100 U KINGDOM				756	
400 U STATES		35316		80168	
		35316		80924	
ROLLERS STREET ROAD AND PARTS	NO				5562
100 U KINGDOM	4	20225	27	130846	
335 GERMANY W			1	3280	
381 ALASKA		672		672	
400 U STATES	80	201539	374	1224990	
	84	222436	402	1359788	
ROLLS CAST FOR ROLLING STEEL					5563
100 U KINGDOM		16447		28115	
400 U STATES		254874		1198826	
		271321		1226941	
SAWMILL MACHINERY AND PARTS					5564
100 U KINGDOM				176	

IMPORTS INTO CANADA FOR CONSUMPTION

Articles and Countries from which Imported	MONTH OF JUNE 1957		SIX MONTHS ENDED JUNE 1957		Class Number
	Quantities	Values (\$)	Quantities	Values (\$)	
305 AUSTRIA				532	
306 BELGIUM		5392		20299	
327 FRANCE				4053	
335 GERMANY W		673		47145	
375 SWEDEN		118		3636	
400 U STATES		45158		525530	
		51341		601371	
SCRAPERS RAILWAY OR ROAD					
100 U KINGDOM		35512		35512	5565
400 U STATES		185305		1269442	
		220817		1304954	
SHOE MACHINERY AND PARTS					5566
100 U KINGDOM		9943		44440	
318 DENMARK		1728		6674	
335 GERMANY W		431		16213	
344 ITALY		622		5828	
354 NETHRLNDS				1380	
375 SWEDEN				104	
376 SWITZRLND				785	
400 U STATES		46304		516720	
		59028		592144	
ROLLS CAST FOR ROLLING PAPER					5567
100 U KINGDOM		10773		116093	
400 U STATES		42628		370923	
		53401		487016	
STAVE MAKING MACH AND PARTS					5568
400 U STATES		78		148	
		78		148	
STREET CLEANING MACH AND PARTS					5569
100 U KINGDOM				217	
335 GERMANY W				18051	
400 U STATES		71341		610242	
		71341		628510	
BEET SUGAR MACHINERY AND PARTS					5570
400 U STATES		32302		115180	
		32302		115180	
VENEER DRYING MACHINES AND PTS					5571
335 GERMANY W				4046	
400 U STATES		773		6942	
		773		10988	
WATER METERS N O P AND PARTS					5572
100 U KINGDOM	NO	447	40	9424	
335 GERMANY W				2022	
400 U STATES	6	2485	51	22421	
	6	2932	91	33867	
WATER TURBINES AND PARTS					5573
100 U KINGDOM		16217		199940	
327 FRANCE		84421		112942	
375 SWEDEN				133424	
400 U STATES		92150		408176	
		192788		854482	
WIRE STITCHER STAPLERS AND PTS					5574
100 U KINGDOM		55		10724	
305 AUSTRIA				455	
335 GERMANY W		2154		5580	
347 JAPAN				525	
354 NETHRLNDS				279	
375 SWEDEN		8830		49599	
400 U STATES		73610		526591	
		84649		593753	
YARN CORD FABRIC MACH AND PTS					5575
100 U KINGDOM		263769		1867387	
305 AUSTRIA				432	
306 BELGIUM		474		15153	
317 CZECHO S				2897	
327 FRANCE		1176		16136	
335 GERMANY W		86843		226082	
344 ITALY		37657		194169	
352 MEXICO				103	
354 NETHRLNDS		254		352	
372 SPAIN				65	
375 SWEDEN		249		395	
376 SWITZRLND		6803		85546	
390 GERMANY E				103	
400 U STATES		1511483		10381206	
		1908708		12790026	
ALL MACHINERY N O P AND PARTS					5576
100 U KINGDOM		513435		4205678	
207 UN SO AFR				67	
215 INDIA				1418	
231 HONG KONG				749	
236 NEW ZEAL				150	
305 AUSTRIA		36419		75401	
306 BELGIUM		6651		29634	
317 CZECHO S		595		1537	
318 DENMARK		14987		458781	
326 FINLAND		1840		4270	
327 FRANCE		16057		159822	
335 GERMANY W		236175		1207569	
344 ITALY		74805		318109	
347 JAPAN		15849		59818	
354 NETHRLNDS		3066		99759	
359 NORWAY				2601	
375 SWEDEN		40088		571080	
376 SWITZRLND		61957		210335	
381 ALASKA				2165	

IMPORTS INTO CANADA FOR CONSUMPTION

Articles and Countries from which Imported	MONTH OF JUNE 1957		SIX MONTHS ENDED JUNE 1957		Class Number
	Quantities	Values (\$)	Quantities	Values (\$)	
387 VENEZUELA				429	
400 U STATES		9934818		60701582	
CIGARETTE CIGAR MACH AND PARTS		10956742		68110954	5577
100 U KINGDOM		187813		959655	
207 UN SO AFR		8615		8615	
327 FRANCE		180		180	
335 GERMANY W				49164	
375 SWEDEN				5316	
400 U STATES		455998		1156122	
VENEER OR PLYWOOD MACH AND PTS		652606		2179052	5578
100 U KINGDOM				288	
335 GERMANY W		6355		26447	
347 JAPAN				216	
376 SWITZRLND				2021	
400 U STATES		31206		284345	
PURIFIERS FOR FISH OILS		37561		313317	5579
400 U STATES				68	
FORGED STEEL ROLLS				68	5580
100 U KINGDOM		56646		173074	
335 GERMANY W		45722		45908	
400 U STATES		94547		637672	
FIXED METERS GAUGES FOR LIQUID		196915		856654	5581
100 U KINGDOM		560		2941	
335 GERMANY W				801	
359 NORWAY				543	
400 U STATES		49430		304629	
AIR CONDITIONING APPARATUS MOP		49990		308914	5582
100 U KINGDOM		80033		216094	
305 AUSTRIA				8650	
306 BELGIUM				57	
335 GERMANY W		1989		14306	
347 JAPAN		125		125	
354 NETHRLNDS				22738	
375 SWEDEN		560		18417	
376 SWITZRLNO				327	
400 U STATES		1032975		6564145	
DIES IN THE ROUGH		1115682		6844859	5583
100 U KINGDOM		620		3817	
375 SWEDEN		448		448	
400 U STATES		2705		26250	
BOTTLING MACHINES AND PARTS		3773		30515	5584
100 U KINGDOM		80		1290	
335 GERMANY W		136		15228	
400 U STATES		177836		2853408	
BULLDOZERS EARTHMOVERS AND PTS	NO	178052		2869926	5585
100 U KINGDOM	31	78532	95	296972	
234 AUSTRALIA				153	
335 GERMANY W		1115		1792	
344 ITALY				1659	
347 JAPAN				6121	
381 ALASKA	2	14088	4	17876	
400 U STATES	94	1394358	623	8944978	
CONVEYING EQUIPMENT AND PARTS	127	1488093	722	9269551	5586
100 U KINGDOM		36310		613104	
306 BELGIUM				1273	
327 FRANCE				3909	
335 GERMANY W		130538		140108	
354 NETHRLNDS				57	
359 NORWAY				1837	
375 SWEDEN		935		6518	
376 SWITZRLND				408	
381 ALASKA		3999		3999	
400 U STATES		1030052		5639358	
POWER JACKS AND PARTS	NO	1201834		6410571	5587
100 U KINGDOM	268	80696	1053	262209	
318 DENMARK	1	102	13	667	
327 FRANCE			2	1317	
335 GERMANY W			3	269	
375 SWEDEN	216	5671	367	11730	
381 ALASKA	2	77	2	77	
400 U STATES	5269	183900	28315	990087	
STONE CRUSHING MACH AND PARTS	5756	270446	29755	1266356	5588
100 U KINGDOM				9260	
306 BELGIUM				426	
400 U STATES		531760		2652603	
WOODWORKING MACH AND PARTS MOP		531760		2662289	5589
100 U KINGDOM		23749		204259	
305 AUSTRIA				379	
306 BELGIUM		3554		10062	
318 DENMARK		398		6464	
327 FRANCE				21277	
335 GERMANY W		14207		78760	
344 ITALY				1387	

IMPORTS INTO CANADA FOR CONSUMPTION

107

Articles and Countries from which Imported	MONTH OF JUNE 1957		SIX MONTHS ENDED JUNE 1957		Class Number
	Quantities	Values (\$)	Quantities	Values (\$)	
354 NETHRLNDS		271		2451	
375 SWEDEM		11102		108437	
376 SWITZRLNO				115	
400 U STATES		235298		1946065	
AIR CONDITIONERS ROOM SIZE		288579		2379656	
400 U STATES	NO				5590
		3712	616163	18431	3284383
SPRINGS FOR SURGICAL TRUSSES	LB				5591
SPRINGS FOR RAILWAY VEHICLES					5592
100 U KINGDOM				214	
400 U STATES		12266		63362	
SPRINGS FOR OTHER VEHICLES		12266		63576	
400 U STATES					5593
		3895		16894	
SPRINGS FOR FURNITURE		3895		16894	
100 U KINGDOM				72	5594
384 P RICO				5864	
400 U STATES		4334		62434	
SPRINGS FOR CLOCKS		4334		68370	
100 U KINGDOM					5595
335 GERMANY W		153		378	
354 NETHRLNDS		245		544	
400 U STATES				180	
		217		4136	
BATHS BATHTUBS IRON OR STEEL		615		5238	
100 U KINGDOM					5600
335 GERMANY W		119		1646	
400 U STATES		18041		55561	
		96184		443683	
BASINS CLOSETS SINKS		114344		500890	
100 U KINGDOM					5601
335 GERMANY W		17817		81141	
375 SWEDEM		2051		15803	
400 U STATES		10407		60019	
		87529		621294	
CONTAINERS TINPLATE FOR FOOD		117804		778257	
400 U STATES					5602
		90065		589360	
CONTAINERS TINPLATE N O P		90065		589360	
100 U KINGDOM					5603
335 GERMANY W		1550		15126	
359 NORWAY				176	
381 ALASKA				1172	
400 U STATES				84	
		109947		910408	
HOLLOW WARE ENAMELLED IRON		111497		926966	
100 U KINGDOM					5604
305 AUSTRIA		1978		7311	
306 BELGIUM		82		82	
318 DENMARK		140		4363	
327 FRANCE				1652	
335 GERMANY W		932		1094	
354 NETHRLNDS				872	
359 NORWAY		3835		5622	
375 SWEDEN		579		1062	
376 SWITZRLNO				1526	
400 U STATES				504	
		31589		174341	
HOLLOW WARE IRON N O P		39135		198429	
100 U KINGDOM					5605
318 DENMARK		5762		24207	
327 FRANCE		1303		5274	
335 GERMANY W		320		1068	
344 ITALY		420		4313	
347 JAPAN				783	
354 NETHRLNDS		4814		18464	
359 NORWAY		1253		2375	
375 SWEDEN		614		1480	
376 SWITZRLNO		794		5493	
400 U STATES				188	
		273938		1849229	
KITCHEN DAIRY HOLLOW WARE TIN		289218		1912874	
100 U KINGDOM					5606
335 GERMANY W		887		5569	
347 JAPAN		301		24672	
400 U STATES		1372		1372	
		8980		74400	
MFRS OF TIN AND TINPLATE N O P		11540		106013	
100 U KINGDOM					5607
231 HONG KONG		4776		56293	
327 FRANCE				116	
335 GERMANY W		3039		3632	
344 ITALY		1222		11508	
347 JAPAN		193		801	
352 MEXICO		517		5643	
354 NETHRLNDS				560	
359 NORWAY		1192		3630	
381 ALASKA		255		255	
400 U STATES				104	
		285817		1618817	
ANVILS AND VISES		297011		1701359	
100 U KINGDOM					5621
		9635		76967	

IMPORTS INTO CANADA FOR CONSUMPTION

Articles and Countries from which Imported	MONTH OF JUNE 1957		SIX MONTHS ENDED JUNE 1957		Class Number
	Quantities	Values (\$)	Quantities	Values (\$)	
327 FRANCE				397	
335 GERMANY W		1841		8103	
344 ITALY				444	
347 JAPAN		1082		2676	
354 NETHRLNDS		232		310	
375 SWEDEN				700	
400 U STATES		17403		128693	
		30193		218290	
AUGERS BITS AND DRILLS					
100 U KINGDOM		69170		440355	5622
234 AUSTRALIA		2497		66076	
305 AUSTRIA		416		4609	
318 DENMARK				1520	
327 FRANCE		1800		17256	
335 GERMANY W		18198		124716	
344 ITALY		5025		17825	
347 JAPAN		803		5577	
354 NETHRLNDS		861		2703	
375 SWEDEN		2677		30760	
376 SWITZRLND				3595	
400 U STATES		122828		722978	
		224075		1437970	
AXES					
	002				
100 U KINGDOM	300	2595	1293	13457	5623
335 GERMANY W	130	1530	1075	12530	
347 JAPAN			30	457	
375 SWEDEN	22	403	2318	22812	
400 U STATES	75	2244	417	10452	
	527	6772	5133	59708	
FILES N O P AND RASPS					
	D02				
100 U KINGDOM	2349	5977	23299	72823	5624
335 GERMANY W	994	1536	4528	6982	
347 JAPAN			520	1023	
366 PORTUGAL	135	428	1489	5111	
375 SWEDEN			3626	8667	
376 SWITZRLND	161	1141	314	1923	
400 U STATES	4188	31675	33205	202325	
	7827	40757	66981	298854	
HACK SAW BLADES					
100 U KINGDOM		9320		47448	5625
305 AUSTRIA		960		960	
335 GERMANY W		297		4788	
344 ITALY				195	
375 SWEDEN				1192	
400 U STATES		8945		77344	
		19522		131927	
SAWS N O P					
100 U KINGDOM		8145		44853	5626
317 CZECHO S				558	
318 DENMARK				2000	
335 GERMANY W		5247		41303	
347 JAPAN		1511		7636	
359 NORWAY				6447	
366 PORTUGAL				130	
375 SWEDEN		6891		39549	
376 SWITZRLND				203	
400 U STATES		32468		174985	
		54262		317664	
WRENCHES					
100 U KINGDOM		5087		39965	5627
305 AUSTRIA				1882	
318 DENMARK		360		360	
335 GERMANY W		56172		222020	
344 ITALY		764		1653	
347 JAPAN		8098		31205	
375 SWEDEN		1375		6143	
376 SWITZRLND				320	
400 U STATES		153192		1292543	
		225048		1596091	
ADZES CLEAVERS HATCHETS PLANES					
100 U KINGDOM		21089		102331	5628
305 AUSTRIA				2123	
317 CZECHO S				774	
327 FRANCE				1013	
335 GERMANY W		19888		129049	
344 ITALY		103		2228	
347 JAPAN		607		7162	
375 SWEDEN		17479		56037	
376 SWITZRLND				457	
381 ALASKA				57	
400 U STATES		89380		613952	
		148546		915183	
ENGINEERS PRECISION TOOLS					
100 U KINGDOM		28960		214032	5629
218 MALAYA		11537		11537	
234 AUSTRALIA		1145		2187	
305 AUSTRIA				985	
318 DENMARK		415		4374	
326 FINLAND				280	
327 FRANCE		1642		11203	
335 GERMANY W		33397		209158	
344 ITALY		496		5575	
347 JAPAN		13034		79996	
354 NETHRLNDS				5650	
375 SWEDEN		2584		43251	
376 SWITZRLND		62527		479134	

IMPORTS INTO CANADA FOR CONSUMPTION

Articles and Countries from which Imported	MONTH OF JUNE 1957		SIX MONTHS ENDED JUNE 1957		Class Number
	Quantities	Values (\$)	Quantities	Values (\$)	
400 U STATES		408855		2293104	
TOOLS N O P		564592		3360466	
100 U KINGDOM		60510		323726	5630
231 HONG KONG				387	
234 AUSTRALIA				217	
305 AUSTRIA		1417		2183	
317 CZECHO S				1329	
318 DENMARK				1940	
327 FRANCE		10298		24307	
335 GERMANY W		45321		231538	
344 ITALY		776		3332	
347 JAPAN		16091		103025	
354 NETHRLNDS				416	
359 NORWAY				1681	
375 SWEDEN		2415		36929	
376 SWITZRLND		948		9047	
387 VENEZUELA				2407	
400 U STATES		530737		3510725	
FILES MANICURE		668513		4253189	
100 U KINGDOM				2486	5631
327 FRANCE		67		67	
335 GERMANY W		2321		6679	
400 U STATES		1105		19411	
TOOLS FOR USE IN MACHINES		3493		28643	
100 U KINGDOM		71282		371927	5632
234 AUSTRALIA				1103	
236 NEW ZEAL				100	
305 AUSTRIA		1475		1475	
306 BELGIUM				102	
318 DENMARK		318		1576	
327 FRANCE		4802		7243	
335 GERMANY W		12409		96607	
344 ITALY		2592		7043	
347 JAPAN				3537	
354 NETHRLNDS		479		1639	
375 SWEDEN		6825		17636	
376 SWITZRLND		3024		12411	
381 ALASKA		240		240	
400 U STATES		739393		4471206	
AUTOMOBILES FREIGHT NEW		842839		4993845	
NO					5641
100 U KINGDOM	62	120653	446	604296	
335 GERMANY W	44	42754	903	905282	
400 U STATES	429	1866457	3471	16799899	
	535	2029864	4820	18309477	
AUTOS PASS NEW UNDER 1200 DOL					5642
NO					
100 U KINGDOM	1800	1796728	11203	11404153	
317 CZECHO S			1	710	
327 FRANCE	25	21408	27	23242	
335 GERMANY W	1187	865399	11675	8521074	
400 U STATES			17	11278	
	3012	2683535	22923	19960457	
AUTOS PASS NEW 1200 TO 2100DOL					5643
NO					
100 U KINGDOM	465	647605	2717	3730299	
327 FRANCE			2	2843	
335 GERMANY W	90	131572	597	784861	
400 U STATES	122	220152	884	1659100	
	677	999329	4200	6177103	
AUTOS PASS NEW N O P					5644
NO					
100 U KINGDOM	60	160548	247	753053	
335 GERMANY W	10	34148	37	109085	
400 U STATES	756	2221707	10802	31749633	
	826	2416403	11086	32811771	
MOTOR OMNIBUSES NEW					5645
NO					
100 U KINGDOM	3	4051	9	11238	
335 GERMANY W	16	18540	202	235573	
400 U STATES	18	120209	276	4159397	
	37	142800	487	4406208	
PARTS OF MOTOR BUS BODIES 4381					5646
100 U KINGDOM		1903		17229	
306 BELGIUM				84	
335 GERMANY W		397		15325	
400 U STATES		644854		3801810	
		647154		3834448	
AXLES BRAKES CLUTCHES TRUCK					5648
100 U KINGDOM		9276		26698	
335 GERMANY W		107		28717	
400 U STATES		1847558		12376028	
		1856941		12431443	
AUTOMOBILE PARTS N O P					5650
100 U KINGDOM		364033		2268455	
234 AUSTRALIA		148		3373	
306 BELGIUM		2618		2671	
317 CZECHO S				805	
327 FRANCE				6588	
335 GERMANY W		70327		696051	
344 ITALY		52		52	
347 JAPAN		5247		12804	
354 NETHRLNDS		1084		1352	
375 SWEDEN		2256		11729	
381 ALASKA				521	
400 U STATES		17351541		137105052	
		17797306		140109463	

IMPORTS INTO CANADA FOR CONSUMPTION

Articles and Countries from which Imported	MONTH OF JUNE 1957		SIX MONTHS ENDED JUNE 1957		Class Number
	Quantities	Values (\$)	Quantities	Values (\$)	
BICYCLES N O P	NO				5651
100 U KINGDOM	9800	192891	76242	1451182	
305 AUSTRIA	5	105	9	210	
317 CZECHOS	500	6605	6750	96280	
327 FRANCE	80	1716	586	14447	
335 GERMANY W	480	4551	2681	37251	
340 HUNGARY	5	66	5	66	
344 ITALY			47	739	
354 NETHRLNDS	112	1852	237	3922	
400 U STATES	3	116	507	7604	
	10985	207902	87064	1611701	
BICYCLE PARTS					5652
100 U KINGDOM		54367		222146	
317 CZECHOS				6275	
327 FRANCE				629	
335 GERMANY W		12652		43630	
347 JAPAN		697		5487	
354 NETHRLNDS				912	
375 SWEDEN		2991		7636	
400 U STATES		1877		18777	
		72584		305492	
CARS RAILWAY BDX AND FLAT	NO				5653
400 U STATES	3	6208	38	82973	
	3	6208	38	82973	
CARS RAILWAY PASSENGER	NO				5654
400 U STATES	8	114148	8	114148	
	8	114148	8	114148	
CARS RAILWAY TANK	NO				5655
400 U STATES	2	4982	83	367871	
	2	4982	83	367871	
CARS RAILWAY N O P	NO				5656
100 U KINGDOM	51	55954	225	271312	
400 U STATES	10	16144	196	323066	
	61	72098	421	594378	
CARS RAILWAY PARTS OF					5657
100 U KINGDOM		1794		82210	
335 GERMANY W				1620	
400 U STATES		391928		3341109	
		393722		3424939	
MOTOR RAIL CARS AND PARTS	NO				5658
100 U KINGDOM		136		11647	
381 ALASKA			1	1753	
400 U STATES	15	2236012	38	4805086	
	15	2236148	39	4818486	
MOTOR CYCLES SIDE CARS AND PTS	NO				5660
100 U KINGDOM	183	77512	1403	750388	
220 BERMUDA			1	141	
305 AUSTRIA			2	651	
317 CZECHOS	35	3148	201	21786	
327 FRANCE			8	632	
335 GERMANY W	49	9597	460	89155	
344 ITALY	79	15443	194	40965	
347 JAPAN			1	280	
354 NETHRLNDS			1	120	
376 SWITZRLND				122	
400 U STATES	89	78025	364	262108	
	435	183725	2635	1166348	
MOTOR VEHICLES N O P	NO				5661
100 U KINGDOM	9	15969	25	53546	
318 DENMARK			1	795	
327 FRANCE			2	1025	
335 GERMANY W	1	765	27	23725	
344 ITALY	1	129	2	279	
354 NETHRLNDS	1	492	1	492	
376 SWITZRLND	1	2694	1	2694	
400 U STATES	114	251679	637	1177404	
	127	271728	696	1259960	
TRACTION ENGINES N O P AND PARTS	NO				5663
400 U STATES			1	338	
			1	338	
TRICYCLES N D P	NO				5664
100 U KINGDOM	236	2437	284	3182	
335 GERMANY W	40	396	252	2364	
347 JAPAN	540	1555	1116	3201	
400 U STATES	2316	10226	8407	39174	
	3132	14614	10059	47921	
FRAMES FOR BICYCLES	NO				5670
100 U KINGDOM			303	2033	
			303	2033	
TRUCKS BODIES FOR STREET CARS					5671
FACTORY WAREHOUSE TRUCKS MOTOR	NO				5672
100 U KINGDOM		1154	9	27169	
335 GERMANY W				51	
400 U STATES	74	356427	366	1887037	
	74	357581	375	1914257	
FORK LIFT TRUCKS AND PARTS	NO				5674
100 U KINGDOM	10	29611	62	223228	
335 GERMANY W		1954	1	5035	
375 SWEDEN	20	4440	36	7190	
400 U STATES	157	815419	905	4694193	
	187	851424	1004	4929646	
ROLLER BEARINGS AND PARTS N O P					5680
100 U KINGDOM		58562		411724	
305 AUSTRIA		8675		29693	
306 BELGIUM		10681		10764	

IMPORTS INTO CANADA FOR CONSUMPTION

Articles and Countries from which Imported	MONTH OF JUNE 1957		SIX MONTHS ENDED JUNE 1957		Class Number
	Quantities	Values (\$)	Quantities	Values (\$)	
335 GERMANY W		42360		248148	
344 ITALY		956		6071	
354 NETHRLNDS				3249	
375 SWEDEN		83354		522019	
376 SWITZRLND				391	
400 U STATES		558012		4155173	
		762600		5387232	
ANCHORS FOR VESSELS	CWT				5681
100 U KINGDOM	286	3951	2386	30009	
359 NORWAY			4	135	
400 U STATES	411	10246	2001	46731	
	697	14197	4391	76875	
BALL AND ROLR BRNGS FOR AUTOS					5682
100 U KINGDOM		5006		87892	
305 AUSTRIA				332	
335 GERMANY W		8554		49717	
354 NETHRLNDS		528		2294	
375 SWEDEN		271		7983	
400 U STATES		219391		1648650	
		233750		1796868	
BALLS ROLLERS FOR BEARINGS					5683
100 U KINGDOM		476		4908	
305 AUSTRIA				54	
327 FRANCE		1536		18402	
335 GERMANY W		1804		26346	
375 SWEDEN		9342		55691	
400 U STATES		18894		299709	
		32052		405110	
BURNISHING BALLS					5684
400 U STATES		315		4930	
		315		4930	
BALL BEARINGS AND PARTS N O P					5685
100 U KINGDOM		50191		296135	
305 AUSTRIA		9790		76791	
327 FRANCE				157	
335 GERMANY W		35197		223685	
344 ITALY		8358		25024	
354 NETHRLNDS				1349	
375 SWEDEN		54995		320624	
376 SWITZRLND		53		2590	
400 U STATES		365729		3073407	
		524313		4019762	
BOTTLES STEEL FOR GAS					5686
100 U KINGDOM		56		11102	
220 BERMUDA				7890	
224 JAMAICA				56	
227 BAHAMAS				1530	
381 ALASKA		57		57	
400 U STATES		154008		1518866	
		154121		1539501	
BAYONETS SWORDS FOILS MASKS					5687
100 U KINGDOM		1062		4177	
327 FRANCE		198		1301	
335 GERMANY W		2291		2417	
344 ITALY				138	
400 U STATES				1106	
		3551		9139	
MATERIALS FOR CREAM SEPARATORS					5688
GALVANIZED RANGE BOILERS	NO				5689
100 U KINGDOM	977	10169	5352	48686	
400 U STATES	633	11698	4911	106955	
	1610	21867	10263	155641	
DRUMS CYLINDERS BARRELS TANKS					5690
100 U KINGDOM		997		23503	
335 GERMANY W		417		13278	
376 SWITZRLND				338	
381 ALASKA		972		2764	
400 U STATES		193230		1439702	
		195616		1479585	
FRAMES FOR PURSES RETICULES					5691
100 U KINGDOM		3077		29976	
305 AUSTRIA		247		1928	
306 BELGIUM		2181		20201	
327 FRANCE				98	
335 GERMANY W		2611		26385	
344 ITALY		432		2179	
372 SPAIN		1086		3033	
400 U STATES		11583		81683	
		21217		165483	
FURNITURE OF METAL					5692
100 U KINGDOM		27035		112024	
224 JAMAICA				116	
231 HONG KONG				3719	
234 AUSTRALIA				400	
305 AUSTRIA				498	
306 BELGIUM				371	
318 DENMARK		242		4524	
327 FRANCE		302		4769	
335 GERMANY W		3163		19037	
344 ITALY		220		3690	
347 JAPAN		221		619	
354 NETHRLNDS		347		2973	
359 NORWAY		58		784	
375 SWEDEN				4892	
376 SWITZRLNO		923		1104	

IMPORTS INTO CANADA FOR CONSUMPTION

Articles and Countries from which Imported	MONTH OF JUNE 1957		SIX MONTHS ENDED JUNE 1957		Class Number
	Quantities	Values (\$)	Quantities	Values (\$)	
381 ALASKA				135	
400 U STATES		579437		4037740	
MATERIALS FOR BUOYS		611948		4197395	5693
100 U KINGDOM				1404	
375 SWEODEN				6872	
400 U STATES		5449		85966	
GOLF SHAFTS OF SEAMLESS STEEL		5449		94242	5694
100 U KINGDOM		4831		71491	
400 U STATES		3515		16275	
MATERIALS FOR RIFLES		8346		87766	5695
400 U STATES		7880		34549	
METAL PARTS FOR SHOTGUNS		7880		34549	5696
GUN BARRELS ROUGH BORE					5697
100 U KINGDOM				12053	
GUNS RIFLES AIR GUNS FIREARMS				12053	5698
100 U KINGDOM		9029		41599	
231 HONG KONG				981	
305 AUSTRIA				130	
306 BELGIUM		1129		5961	
317 CZECHOS				6417	
326 FINLAND				103	
327 FRANCE		700		1969	
335 GERMANY W		6508		23452	
344 ITALY		2436		5233	
347 JAPAN		58		58	
359 NORWAY				152	
372 SPAIN		322		1347	
376 SWITZRLND		235		1006	
400 U STATES		37334		302273	
GUNS NOT MADE IN CANAOA		57751		390681	5699
100 U KINGDOM		20864		64744	
231 HONG KONG				2578	
305 AUSTRIA		500		2233	
306 BELGIUM		25220		93191	
317 CZECHOS				1374	
318 DENMARK				20027	
327 FRANCE		321		381	
335 GERMANY W		655		6077	
344 ITALY		5474		9067	
347 JAPAN		165		165	
359 NORWAY		220		19972	
372 SPAIN		777		7098	
375 SWEDEN		3002		889046	
376 SWITZRLND		1553		1683	
400 U STATES		389374		1572374	
KNIFE FORK SCISSORS BLANKS		448125		2690010	5700
100 U KINGDOM				11954	
400 U STATES		8548		58154	
METAL PARTS LOOSELEAF BINDERS		8548		70108	5701
100 U KINGDOM		7040		63991	
305 AUSTRIA				170	
400 U STATES		35135		261301	
MAGIC LANTERNS AND SLIDES		42175		325462	5702
100 U KINGDOM		613		3598	
327 FRANCE				630	
335 GERMANY W		1005		6085	
347 JAPAN		1317		9410	
375 SWEDEN		362		424	
400 U STATES		36414		308162	
PRESSED STEEL BELT PULLEYS		39711		328316	5703
100 U KINGDOM		1835		6032	
234 AUSTRALIA		5503		5503	
400 U STATES		13767		87000	
RAILWAY TIES FISH PLATES IRON		21105		98535	5704
100 U KINGDOM	CWT	12620	94594	77919	558378
306 BELGIUM				313	2017
327 FRANCE	32	205		32	205
335 GERMANY W				257	1625
354 NETHRLNOS	25	193		252	1744
400 U STATES	7788	38842	23420	200497	
RAILWAY INTERSECTION LAYOUTS		20465	133834	102193	764466
400 U STATES		9113		54123	5705
SAFES AND DOORS FOR VAULTS		9113		54123	5706
100 U KINGDOM		11356		96216	
359 NORWAY		194		4550	
372 SPAIN				210	
375 SWEDEN				291	
400 U STATES		58136		471667	
STEEL WOOL		69686		572934	5708
100 U KINGDOM				118	
359 NORWAY				2817	

IMPORTS INTO CANADA FOR CONSUMPTION

Articles and Countries from which Imported	MONTH OF JUNE 1957		SIX MONTHS ENDED JUNE 1957		Class Number
	Quantities	Values (\$)	Quantities	Values (\$)	
400 U STATES		13765		95968	
LATH OF IRON OR STEEL		13765		98903	
100 U KINGDOM	CWT 764	7288	3495	36213	5709
400 U STATES	426	4823	3736	49493	
	1190	12111	7231	85706	
VALVES IRON OR STEEL N O P					
100 U KINGDOM		112211		517350	5713
305 AUSTRIA				2706	
318 DENMARK		257		393	
335 GERMANY W		796		39770	
344 ITALY				812	
354 NETHRLNOS		15071		130356	
375 SWEDEN		3497		27467	
400 U STATES		1058954		7180132	
		1190786		7898986	
MANUFACTURES OF IRON STEEL NOP					
100 U KINGDOM		624661		3792075	5714
231 HONG KONG				2529	
234 AUSTRALIA		155		2522	
305 AUSTRIA		168		6936	
306 BELGIUM		6930		8528	
317 CZECHO S				1465	
318 DENMARK		1289		5130	
327 FRANCE		98442		166196	
335 GERMANY W		52119		457721	
344 ITALY		1304		347883	
347 JAPAN		11945		94692	
354 NETHRLNDS		433		40192	
359 NORWAY				7940	
360 ISRAEL				328	
375 SWEDEN		29392		229218	
376 SWITZRLND		5689		57459	
381 ALASKA				104	
383 HAWAII				83	
384 P RICO				2132	
387 VENEZUELA				10087	
400 U STATES		5176338		34872494	
		6008865		40105714	
COOKING STOVES COAL OR WOOD					
100 U KINGDOM	NO 6	1307	17	2148	5715
400 U STATES	8	557	100	4119	
	14	1864	117	6267	
COOKING STOVES ELEC OVER 25DOL					
400 U STATES	NO 1066	131193	5098	593111	5716
	1066	131193	5098	593111	
COOKING STOVES GAS OVER 10 DOL					
100 U KINGDOM	NO 6	201	18	629	5717
400 U STATES	1853	180935	11645	1059441	
	1859	181136	11663	1060070	
COOKING STOVES OIL OVER 10 DOL					
100 U KINGDOM	NO		3	61	5718
344 ITALY			1	66	
400 U STATES	28	3732	417	18461	
	28	3732	421	18588	
FURNACES DOMESTIC HOT WATER					
100 U KINGDOM				1224	5719
400 U STATES		48591		222505	
		48591		223729	
FURNACES DOMESTIC WARM AIR					
400 U STATES	NO 1407	173309	10827	1355217	5720
	1407	173309	10827	1355217	
OIL BURNERS					
400 U STATES	NO 69	17516	734	108871	5721
	69	17516	734	108871	
RAOIATORS CAST IRON					
400 U STATES	SQ FT 3318	949	8421	2804	5722
	3318	949	8421	2804	
ELECTRIC COOKING APPARATUS NOP					
100 U KINGDOM		5897		69730	5723
234 AUSTRALIA		75		75	
327 FRANCE				65	
335 GERMANY W				718	
344 ITALY		190		671	
347 JAPAN				332	
400 U STATES		205014		1132271	
		211176		1203862	
HEATING COOKING APPARATUS NOP					
100 U KINGDOM		697		7427	5724
305 AUSTRIA		1775		1775	
335 GERMANY W		299		2488	
347 JAPAN				531	
354 NETHRLNOS				140	
375 SWEDEN		237		1826	
376 SWITZRLNO				75	
400 U STATES		328187		1868098	
		331195		1882360	
PARTS HEATING AND COOKING APP					
100 U KINGDOM		3067		17752	5725
327 FRANCE				918	
347 JAPAN				58	
354 NETHRLNOS				70	
375 SWEDEN				2236	
400 U STATES		872068		6424222	
		875135		6445256	

IMPORTS INTO CANADA FOR CONSUMPTION

Articles and Countries from which Imported	MONTH OF JUNE 1957		SIX MONTHS ENDED JUNE 1957		Class Number
	Quantities	Values (\$)	Quantities	Values (\$)	
OVENS COMMERCIAL BAKERY					
100 U KINGDOM		296		18286	5726
354 NETHRLNDS				17620	
400 U STATES		11253		264273	
		11549		300179	
GAS STOVE THERMOSTATS LIGHTERS					5727
400 U STATES		5865		44435	
		5865		44435	
HEATERS OIL 20 DOLLARS OR OVER	NO				5728
327 FRANCE			6	120	
400 U STATES	1270	58606	14520	709050	
	1270	58606	14526	709170	
METAL STAMPINGS FOR BATHTUBS	CWT				5729
400 U STATES	6647	115203	36463	626083	
	6647	115203	36463	626083	
INDUSTRIAL FURNACES AND PARTS					5730
100 U KINGDOM		85314		393241	
335 GERMANY W				5598	
354 NETHRLNDS				3449	
400 U STATES		143762		1281596	
		229076		1683884	
RANGE OIL BURNERS	NO				5731
400 U STATES	56	1201	1147	39163	
	56	1201	1147	39163	
WATER HEATER PARTS					5733
100 U KINGDOM		293		1478	
335 GERMANY W		356		554	
400 U STATES		42193		274329	
		42842		276361	
WATER HEATERS GAS	NO				5734
100 U KINGDOM	130	6266	255	13436	
335 GERMANY W			100	5080	
400 U STATES	1905	98613	10045	525453	
	2035	104879	10400	543969	
WATER HEATERS ELECTRIC	NO				5735
100 U KINGDOM	50	586	64	1886	
335 GERMANY W	4	159	622	1761	
400 U STATES	934	52740	8209	378103	
	988	53485	8895	381750	
WATER HEATERS N O P	NO				5736
100 U KINGDOM	1	69	22	2110	
400 U STATES	202	15195	1187	95566	
	203	15264	1209	97676	
HOUSEHOLD SCALES AND PTS	NO				5737
100 U KINGDOM	128	478	446	1109	
317 CZECHO S			25	93	
335 GERMANY W	286	779	1787	4407	
375 SWEDEN			12	328	
400 U STATES	10910	37141	85864	309235	
	11324	38398	88134	315172	
SCALES BALANCES PARTS N O P					5738
100 U KINGDOM		32475		108440	
306 BELGIUM				1709	
318 DENMARK				14603	
335 GERMANY W		8314		53461	
347 JAPAN		185		185	
354 NETHRLNDS		2086		5267	
375 SWEDEN				3548	
376 SWITZRLND		10893		31474	
381 ALASKA		1152		1152	
400 U STATES		253458		1393470	
		308563		1613309	

IMPORTS INTO CANADA FOR CONSUMPTION

Articles and Countries from which Imported	MONTH OF JUNE 1957		SIX MONTHS ENDED JUNE 1957		Class Number
	Quantities	Values (\$)	Quantities	Values (\$)	
GROUP 6					
NONFERROUS METALS AND PRODUCTS					
ALUMINA AND BAUXITE N O P	CWT				
100 U KINGDOM	78	1141	304	4361	6001
221 B GUIANA	124061	145243	1368400	1430005	
356 SURINAM	212259	152255	1003906	837279	
400 U STATES	67098	154952	338371	751740	
	403496	453591	2710981	3023385	
BAUXITE ALUMINA FOR REFINING	CWT				
221 B GUIANA	1092583	299886	2478919	705515	6002
224 JAMAICA	735616	2345960	3706734	11934764	
328 FR AFRICA			2281920	621043	
347 JAPAN			267085	780136	
356 SURINAM	302690	95399	2954602	813887	
400 U STATES	300627	1048093	314654	1093399	
	2431516	3789338	12003914	15948744	
CRYOLITE OR KRYOLITE	CWT				
372 SPAIN	33069	345600	33069	345600	6003
400 U STATES	35	478	1028	12856	
	33104	346078	34097	358456	
ALUMINUM PIGS INGOTS BLOCKS	CWT				
100 U KINGDOM			153	7486	6004
400 U STATES	1694	53496	2994	87262	
	1694	53496	3147	94748	
ALUMINUM SCRAP	CWT				
400 U STATES	915	13911	2758	35820	6005
	915	13911	2758	35820	
ALUMINUM ANGLES CHANNELS BEAMS	CWT				
100 U KINGDOM	228	12026	1361	69397	6006
400 U STATES	886	59145	3765	284339	
	1114	71171	5126	353736	
ALUMINUM BAR ROD AND WIRE ROOS	CWT				
100 U KINGDOM	1548	54902	3063	123985	6007
335 GERMANY W			2	132	
400 U STATES	569	23183	2426	128126	
	2117	78085	5491	252243	
ALUMINUM LEAF OR FOIL					
100 U KINGDOM		4217		129093	6009
305 AUSTRIA				4882	
335 GERMANY W		627		1105	
344 ITALY		128		2288	
354 NETHRLNDS		222		222	
376 SWITZRLND				739	
400 U STATES		23527		288783	
		28721		427112	
ALUMINUM PIPES AND TUBES	CWT				
100 U KINGDOM	912	47222	4176	218322	6010
335 GERMANY W	5	262	24	1259	
400 U STATES	152	10737	1016	81936	
	1069	58221	5216	301517	
ALUMINUM PLATES SHEETS STRIPS	CWT				
100 U KINGDOM	4025	172197	14086	560925	6011
305 AUSTRIA			30	1016	
335 GERMANY W			73	3202	
376 SWITZRLND	64	2949	186	8635	
400 U STATES	1177	66718	17077	918540	
	5266	241864	31452	1492318	
ALUMINUM POWDER AND PASTE	LB				
100 U KINGDOM	33200	11052	84462	26913	6012
400 U STATES	16678	10120	56588	33594	
	49878	21172	141050	60507	
ALUMINUM WIRE AND CABLE	CWT				
100 U KINGDOM	4	89	7885	258719	6013
400 U STATES	361	18724	1761	93623	
	365	18813	9646	352342	
ALUMINUM HOUSEHOL HOLLOW WARE					
100 U KINGDOM		4692		27140	6014
306 BELGIUM				245	
327 FRANCE		89		140	
335 GERMANY W		696		2294	
344 ITALY		23776		51104	
347 JAPAN		2702		6640	
359 NORWAY		503		503	
372 SPAIN				3386	
376 SWITZRLND		1598		3465	
400 U STATES		166820		830739	
		200876		925656	
ALUMINUM MANUFACTURES N O P					
100 U KINGDOM		158263		526996	6015
231 HONG KONG				1439	
306 BELGIUM				277	
317 CZECHO S				776	
318 DENMARK				112	
327 FRANCE		923		4849	
335 GERMANY W		6237		25156	
344 ITALY		5833		29842	
347 JAPAN		9086		41848	
354 NETHRLNDS				7205	
359 NORWAY				458	
365 POLAND				98	
375 SWEDEN		585		9106	

IMPORTS INTO CANADA FOR CONSUMPTION

Articles and Countries from which Imported	MONTH OF JUNE 1957		SIX MONTHS ENDED JUNE 1957		Class Number
	Quantities	Values (\$)	Quantities	Values (\$)	
376 SWITZRLND		466		18153	
381 ALASKA				844	
400 U STATES		872921		5344500	
BRASS IN BLOCKS INGOTS OR PIGS	CWT	1054314		6011659	6021
400 U STATES			77	3228	
BRASS SCRAP	CWT		77	3228	6022
100 U KINGDOM			6	73	
220 BERMUOA			24	239	
400 U STATES	50	1437	831	22815	
BRASS IN BARS AND RODS	CWT	50	861	23127	6023
100 U KINGDOM	1120	31540	4934	141362	
335 GERMANY W			125	7306	
388 YUGO SLAV			5	133	
400 U STATES	141	8816	953	54662	
BRASS IN STRIPS SHEETS PLATES	CWT	1261	6017	203463	6024
100 U KINGDOM	360	11936	10444	355483	
306 BELGIUM	60	2103	160	5950	
335 GERMANY W			33	1286	
400 U STATES	220	20156	2049	160329	
BRASS TUBING	CWT	640	12686	523048	6025
100 U KINGDOM	26	954	107	6347	
335 GERMANY W	46	3716	336	20189	
376 SWITZRLND	10	820	47	4091	
400 U STATES	1080	65009	7433	585762	
METAL CAPS FOR ELEC BATTERIES			7923	616389	6026
400 U STATES		6285		31042	
BRASS OR BRONZE COIN LOCKS				31042	6029
400 U STATES		253		2596	
BRASS HAND PUMPS N O P				2596	6030
100 U KINGDOM				506	
400 U STATES		2117		12825	
BRASS VALVES PLATED OR NOT				13331	6031
100 U KINGDOM		13976		67156	
306 BELGIUM				1133	
318 DENMARK		1914		17426	
335 GERMANY W				11297	
344 ITALY		14761		50641	
347 JAPAN				18847	
354 NETHRLNDS				1391	
375 SWEDEN		6780		25965	
400 U STATES		330100		2136097	
BRASS METERS AND PARTS		367531		2329953	6032
100 U KINGDOM		8817		39015	
400 U STATES		36299		284764	
BRASS WIRE N O P	LB	45116		323779	6033
100 U KINGDOM	5130	2315	54874	23047	
400 U STATES	4313	2487	23902	16697	
BRASS WIRE CLOTH OR WOVEN WIRE		9443	78776	39744	6034
100 U KINGDOM		1596		8957	
305 AUSTRIA				2243	
327 FRANCE				1446	
335 GERMANY W		984		41862	
400 U STATES		2803		37741	
BRASS MANUFACTURES N O P		5383		92249	6035
100 U KINGDOM		60987		399401	
215 INDIA		3108		7961	
231 HONG KONG				7784	
305 AUSTRIA		409		409	
306 BELGIUM		274		2646	
318 DENMARK		388		2469	
327 FRANCE		183		5616	
335 GERMANY W		13782		56078	
344 ITALY		10214		55695	
347 JAPAN		4480		43869	
354 NETHRLNDS		6165		12716	
359 NORWAY				852	
360 ISRAEL				9628	
372 SPAIN				1016	
375 SWEDEN		1721		10094	
376 SWITZRLND		1363		2770	
392 SYRIA				221	
400 U STATES		737158		5393897	
BRASS WIRE FOR FOURDRINIER		840232		6013122	6036
PLUMBERS BRASS GOODS					6037
100 U KINGDOM		21135		65659	
335 GERMANY W		7771		8250	
344 ITALY		37993		93892	
347 JAPAN		2536		39450	
354 NETHRLNDS				13777	
375 SWEDEN		190		640	
400 U STATES		317983		1782138	
		387606		2003806	

IMPORTS INTO CANADA FOR CONSUMPTION

Articles and Countries from which Imported	MONTH OF JUNE 1957		SIX MONTHS ENDED JUNE 1957		Class Number
	Quantities	Values (\$)	Quantities	Values (\$)	
COPPER IN BLOCKS PIGS INGOTS 400 U STATES	CWT				6042
	8607	238532	26503	742168	
COPPER SCRAP 400 U STATES	CWT				6043
	3428	80190	70141	1849389	
COPPER BARS FOR ELECTRIC WIRES 400 U STATES	CWT				6044
	4826	164402	18934	655184	
COPPER IN BARS OR RODS N O P 100 U KINGDOM 335 GERMANY W 400 U STATES	CWT				6046
	8	523	1091	37170	
COPPER IN STRIPS SHEETS PLATES 100 U KINGDOM 400 U STATES	CWT				6047
	593	20419	5131	199626	
COPPER TUBING 100 U KINGDOM 400 U STATES	CWT				6048
	1143	50846	4761	222434	
COPPER ROLLERS FOR WALL PAPER 100 U KINGDOM 400 U STATES					6049
		549		24578	
COPPER WIRE N O P 100 U KINGDOM 354 NETHRLNDS 400 U STATES	LB				6050
	10316	4937	10316	4937	
COPPER WIRE CLOTH WOVEN WIRE 100 U KINGDOM 400 U STATES					6051
		1784		187	
COPPER MANUFACTURES OF N O P 100 U KINGDOM 215 INDIA 231 HONG KONG 305 AUSTRIA 306 BELGIUM 327 FRANCE 335 GERMANY W 344 ITALY 347 JAPAN 354 NETHRLNDS 375 SWEDEN 376 SWITZRLND 392 SYRIA 400 U STATES		489		20457	6052
		90668		526024	
LEAD IN PIGS AND BLOCKS 400 U STATES	LB				6061
	2104	753	1309854	202074	
LEAD OLD AND SCRAP 224 JAMAICA 338 HAITI 400 U STATES	LB				6062
			46000	986	
LEAD IN BARS AND SHEETS 100 U KINGDOM 400 U STATES	LB				6063
	8772	1462	34666	6394	
LEAD PIPE	LB				6064
			2095	576	
LEAD CAPSULES FOR BOTTLES 100 U KINGDOM 354 NETHRLNDS 400 U STATES					6065
		5156		15478	
LEAD SHOT AND BULLETS 100 U KINGDOM 400 U STATES	LB				6066
	253	178	5550	1552	
LEAD MANUFACTURES N O P 100 U KINGDOM 231 HONG KONG 327 FRANCE 335 GERMANY W 347 JAPAN 354 NETHRLNDS 359 NORWAY 400 U STATES		1792		18261	6068
		17157		104035	
ROOS 90 PC NICKEL FOR WIRE 400 U STATES	LB				6070
			18764	23287	
NICKEL NICKEL SILVER IN INGOTS 400 U STATES	LB				6071
	174098	51263	174273	52044	
NICKEL BARS RODS STRIPS SHEETS 100 U KINGDOM 335 GERMANY W 359 NORWAY 400 U STATES	LB				6072
	88	111	45739	69465	

IMPORTS INTO CANADA FOR CONSUMPTION

Articles and Countries from which Imported	MONTH OF JUNE 1957		SIX MONTHS ENDED JUNE 1957		Class Number	
	Quantities	Values (\$)	Quantities	Values (\$)		
NICKEL SILVER BARS RODS STRIPS 400 U STATES	LB		423	507	6073	
NICKEL CHROMIUM IN BARS RODS 100 U KINGDOM 400 U STATES	LB	5283 6933 12216	7814 8922 16736	5283 19194 24477	7814 26793 34607	6074
NICKEL MANUFACTURES NOT PLATED 100 U KINGDOM 335 GERMANY W 400 U STATES			1449 21735 23184		15245 194 154654 17093	6075
NICKEL AND PLATED HOLLOW WARE 400 U STATES					249 249	6076
NICKEL PLATED WARE N O P 100 U KINGDOM 305 AUSTRIA 306 BELGIUM 327 FRANCE 335 GERMANY W 344 ITALY 347 JAPAN 354 NETHRLNDS 375 SWEDEN 376 SWITZRLND 400 U STATES		6367			107594 4545 332 1587 131892 5311 9859 10273 2391 291 562975 837050	6077
ELECTRO PLATED WARE GILT WARE 100 U KINGDOM 207 UN SO AFR 215 INOIA 231 HONG KONG 234 AUSTRALIA 305 AUSTRIA 306 BELGIUM 317 CZECHO S 318 DENMARK 327 FRANCE 335 GERMANY W 344 ITALY 347 JAPAN 354 NETHRLNDS 359 NORWAY 372 SPAIN 375 SWEDEN 376 SWITZRLND 400 U STATES		71184	1069 2027 2197 134 222 43799 11971 22503 1163 62 493 694 778 822758 981054		470005 912 3010 16139 2197 4007 370 3581 2087 6605 224705 69767 166328 4433 62 1178 4431 6101 5435468 6421386	6082
GOLO SILVER SWEEPS GOLD FRINGE 100 U KINGDOM 327 FRANCE 335 GERMANY W 400 U STATES			751 918 1669		217 5581 95 7457 13350	6084
GOLD SILVER OUTCH METAL LEAF 100 U KINGDOM 335 GERMANY W 400 U STATES		4420 168 7137 11725			21250 2316 41078 64644	6085
GOLO MANUFACTURES N O P 100 U KINGDOM 335 GERMANY W 344 ITALY 400 U STATES		356 802 5852 7010			1604 3358 752 38428 44142	6086
PLATINUM PALLADIUM IRIORIUM 100 U KINGDOM 400 U STATES		870187 11632 881819			7316363 121836 7438199	6087
PLATINUM CRUCIBLES 400 U STATES		131471 131471			673832 673832	6088
PLAT RETORT FOR SULPHURIC ACID						6089
BLACK OXIDE COPPER FOR COLOURS	LB					6090
SILVER UNMANUFACTURED 100 U KINGDOM 400 U STATES	02	2754 600990 603744	2428 523007 525435	2754 601438 604192	2428 523396 525824	6091
COIN FOREIGN EXCEPT GOLD 306 BELGIUM			273 273		273 273	6092
TOILET ARTICLES OF STERLING 100 U KINGDOM 335 GERMANY W 400 U STATES		615 395 1010			4150 307 1820 6277	6093
SILVER MANUFACTURES N O P 100 U KINGDDM 217 CEYLON 231 HONG KONG 306 BELGIUM 318 DENMARK 327 FRANCE		33147 698			166347 50 128 163 14983 1404	6094

IMPORTS INTO CANADA FOR CONSUMPTION

Articles and Countries from which Imported	MONTH OF JUNE 1957		SIX MONTHS ENDED JUNE 1957		Class Number
	Quantities	Values (\$)	Quantities	Values (\$)	
335 GERMANY W		1366		12750	
344 ITALY		87		514	
347 JAPAN		206		325	
352 MEXICO				719	
354 NETHRLNDS				75	
359 NORWAY		113		405	
371 THAILAND		160		160	
375 SWEDEN		333		3218	
376 SWITZRLND				215	
400 U STATES		18766		99199	
		58259		300655	
TIN BLDCKS PIGS OR BARS	CWT				6101
100 U KINGDOM	1232	114827	4297	404157	
218 MALAYA	1792	163533	15120	1426895	
306 BELGIUM	3136	294807	12544	1170538	
354 NETHRLNDS	336	30971	6832	638082	
400 U STATES	579	54557	6898	670769	
	7075	658695	45621	4310441	
TINFOIL	LB				6102
400 U STATES	2141	1340	8674	7805	
	2141	1340	8674	7805	
COLLAPSIBLE TUBES OF METAL					6103
100 U KINGDOM				426	
400 U STATES		243		15281	
		243		15707	
ZINC BLOCKS PIGS BARS PLATES	CWT				6112
400 U STATES			502	11632	
			502	11632	
ZINC STRIP AND SHEETS	CWT				6113
100 U KINGDOM	31	525	277	4899	
306 BELGIUM	157	3018	1535	31093	
335 GERMANY W	872	15431	4153	72418	
400 U STATES	1306	41171	9455	269907	
	2366	60145	15420	378317	
ZINC DUST	CWT				6115
100 U KINGDOM	150	2392	4884	74402	
354 NETHRLNDS			4	141	
400 U STATES	287	4388	2562	44095	
	437	6780	7450	118638	
ZINC MANUFACTURES N O P					6116
100 U KINGDOM		1234		7251	
231 HONG KONG				4958	
306 BELGIUM				2286	
318 DENMARK				122	
327 FRANCE		165		729	
335 GERMANY W		2653		6949	
344 ITALY				689	
347 JAPAN				4090	
354 NETHRLNDS		206		578	
400 U STATES		167241		1162148	
		171499		1189800	
ZINC SLUGS FOR DRY BATTERIES					6117
400 U STATES		10679		109998	
		10679		109998	
ALLOYS OF COPPER					6119
100 U KINGDOM		3372		13814	
400 U STATES		12306		177923	
		15678		191737	
ALLOYS OF MAGNESIUM					6120
100 U KINGDOM				1124	
400 U STATES		32212		155710	
		32212		156834	
BABBITT METAL IN BLOCKS BARS	CWT				6121
100 U KINGDOM			43	2638	
400 U STATES	26	2600	106	9888	
	26	2600	149	12526	
BRITANNIA METAL AND MFRS					6123
100 U KINGDOM		300		2976	
318 DENMARK				120	
400 U STATES		350		9751	
		650		12847	
CHROMIUM TUNGSTEN FOR ALLOYS	LB				6124
100 U KINGDOM			47811	49551	
305 AUSTRIA	15	243	35	552	
354 NETHRLNDS	38	1631	59	1992	
400 U STATES	3008	26710	30733	171084	
	3061	28584	78638	223179	
ALLOY SLUGS CAST WITH OIAMONDS					6125
400 U STATES				10443	
				10443	
PHOSPHOR TIN PHOSPHOR BRONZE	LB				6126
100 U KINGDOM	35002	20381	434880	269537	
335 GERMANY W	33600	24872	157443	115616	
400 U STATES	40507	32597	95282	82237	
	109109	77850	687605	467390	
WATCHES OVER ONE JEWEL					6127
100 U KINGDOM		397		973	
231 HONG KONG				367	
305 AUSTRIA				50	
327 FRANCE		8009		21236	
335 GERMANY W		8195		46415	
376 SWITZRLND		77190		433807	
383 HAWAII				200	
400 U STATES		6018		18168	
		99809		521216	

IMPORTS INTO CANADA FOR CONSUMPTION

Articles and Countries from which Imported	MONTH OF JUNE 1957		SIX MONTHS ENDED JUNE 1957		Class Number
	Quantities	Values (\$)	Quantities	Values (\$)	
WATCHES ONE OR NO JEWEL					6128
305 AUSTRIA				1918	
335 GERMANY W				5293	
375 SWEDEN				650	
376 SWITZRLND		70289		283781	
400 U STATES		80		2798	
		70369		294440	
WATCH ACTIONS OVER ONE JEWEL					6129
100 U KINGDOM				7136	
327 FRANCE		5955		41449	
335 GERMANY W		14335		206927	
376 SWITZRLND		300463		2102875	
400 U STATES		3075		61558	
		323828		2419945	
WATCH ACTIONS ONE OR NO JEWEL					6130
100 U KINGDOM		23574		138935	
376 SWITZRLND		10125		53774	
400 U STATES				824	
		33699		193533	
CLOCKS N O P					6131
100 U KINGDOM	NO	1981	4076	21038	
231 HONG KONG		15	15	59	
318 DENMARK			3	460	
327 FRANCE		2	18	623	
335 GERMANY W		4426	31162	162340	
347 JAPAN		95	863	1943	
354 NETHRLNDS		1	401	2391	
375 SWEDEN			20	412	
376 SWITZRLND		201	777	14728	
400 U STATES		8163	64432	322645	
		14884	101767	526639	
CLOCK MOVEMENTS AND CASES					6132
100 U KINGDOM		7713		25979	
335 GERMANY W		327		15495	
344 ITALY				55	
359 NORWAY				1277	
376 SWITZRLND				7151	
400 U STATES		7880		60016	
		15920		109973	
PARTS OF CLOCK MOVEMENTS					6133
100 U KINGDOM		12512		45393	
335 GERMANY W		867		5535	
354 NETHRLNDS		688		5714	
359 NORWAY				10388	
376 SWITZRLND				603	
400 U STATES		34120		249835	
		48187		317468	
TIME RECORDERS					6134
100 U KINGDOM		2291		9299	
225 TRINIDAD				6980	
335 GERMANY W		1175		4117	
376 SWITZRLND		380		2681	
381 ALASKA		119		119	
400 U STATES		24194		99833	
		28159		123029	
ALARM CLOCKS					6135
100 U KINGDOM	NO	1662	9347	12036	
327 FRANCE			7000	8801	
335 GERMANY W		47863	206422	350145	
340 HUNGARY			1550	949	
344 ITALY			32	57	
347 JAPAN		600	840	2042	
376 SWITZRLND		1470	3928	13845	
400 U STATES		30	4752	14236	
		51625	233871	402111	
WATCH CASES AND PARTS					6136
100 U KINGDOM		4111		19608	
231 HONG KONG		8581		12499	
327 FRANCE		12273		68441	
335 GERMANY W		14056		68214	
347 JAPAN		117		926	
354 NETHRLNDS				135	
376 SWITZRLND		23867		167889	
400 U STATES		59172		506748	
		122177		844460	
PARTS OF WATCH MOVEMENTS					6138
100 U KINGDOM		2198		11793	
327 FRANCE				5664	
335 GERMANY W		1040		12861	
347 JAPAN		178		519	
376 SWITZRLND		22506		176584	
400 U STATES		17700		100526	
		43622		307947	
BATTERIES FLASHLIGHT AND PARTS					6139
231 HONG KONG		4947		18935	
347 JAPAN				251	
400 U STATES		5967		67326	
		10914		86512	
BATTERIES HEARING AID AND PTS					6140
400 U STATES		32096		171941	
		32096		171941	
BATTERIES ELECTRIC PRIMARY NOP					6141
100 U KINGDOM		1245		9947	
231 HONG KONG				1443	
318 DENMARK		118		118	
327 FRANCE				2720	

IMPORTS INTO CANADA FOR CONSUMPTION

Articles and Countries from which Imported	MONTH OF JUNE 1957		SIX MONTHS ENDED JUNE 1957		Class Number
	Quantities	Values (\$)	Quantities	Values (\$)	
335 GERMANY W		628		4912	
347 JAPAN		5169		13026	
400 U STATES		51370		280257	
		58530		312423	
BATTERIES STORAGE N O P PARTS					6142
100 U KINGDOM		42992		255625	
327 FRANCE		8810		39047	
335 GERMANY W		176		7459	
400 U STATES		139092		967012	
		191070		1269143	
APPARATUS ELECTRIC HEATING MOP					6143
100 U KINGDOM		10864		27532	
318 DENMARK		715		780	
335 GERMANY W		1048		15149	
354 NETHRLNDS				111	
375 SWEDEN				459	
376 SWITZRLND				61	
384 P RICO				3627	
400 U STATES		96404		840525	
		109031		888244	
DYNAMOS GENERATORS AND PTS MOP					6144
100 U KINGDOM		175594		1437355	
317 CZECHO S		324		324	
318 DENMARK				67	
335 GERMANY W		69435		125161	
347 JAPAN				1498	
354 NETHRLNDS				1197	
375 SWEDEN		1816		2193	
376 SWITZRLND		279825		362666	
381 ALASKA				605	
400 U STATES		891484		7482327	
		1418478		9413393	
FUSES FUSE PLUGS CUTOUTS PARTS					6145
100 U KINGDOM		14256		69281	
318 DENMARK				118	
327 FRANCE				4616	
335 GERMANY W		149		301	
376 SWITZRLND				390	
400 U STATES		134394		772171	
		148799		846877	
FLUORESCENT TUBES ARC LAMPS	NO				6146
100 U KINGDOM	1956	690	2239	1791	
347 JAPAN			500	323	
354 NETHRLNDS	48	82	1560	395	
400 U STATES	59255	67937	277722	291530	
	61259	68709	282021	294039	
LAMPS ELECTRIC CARBON FILAMENT	NO				6147
400 U STATES			820	220	
			820	220	
LAMPS ELECTRIC METAL FILAMENT	NO				6148
100 U KINGDOM	7388	537	79843	5435	
231 HONG KONG			16680	1314	
305 AUSTRIA	100	164	790	871	
306 BELGIUM			18509	2366	
335 GERMANY W	3450	575	15739	2115	
347 JAPAN	2875000	65393	5479650	120610	
354 NETHRLNDS	17885	1279	475544	37670	
375 SWEDEN			200	556	
400 U STATES	678168	227542	8200358	1993900	
	3581991	295490	14287313	2164837	
LIGHTS HEAD SIDE TAIL TORCHES					6149
100 U KINGDOM		6369		42189	
231 HONG KONG		30893		177311	
317 CZECHO S		107		242	
327 FRANCE		82		467	
335 GERMANY W		7786		26321	
347 JAPAN		2516		24439	
354 NETHRLNDS				1068	
400 U STATES		144967		789943	
		192720		1061980	
ELECTRIC LIGHT FIXTURES N O P					6150
100 U KINGDOM		6382		42764	
215 INDIA				201	
231 HONG KONG		806		3136	
234 AUSTRALIA				52	
305 AUSTRIA		2674		5381	
313 CHINA				203	
317 CZECHO S		3262		17830	
318 DENMARK		594		5850	
327 FRANCE		2424		12634	
335 GERMANY W		8907		66850	
344 ITALY		8675		28757	
347 JAPAN		7276		18483	
354 NETHRLNDS		1214		11240	
359 NORWAY				2442	
372 SPAIN				5259	
375 SWEDEN		627		3841	
376 SWITZRLND				2072	
383 HAWAII				84	
389 IRELAND				340	
400 U STATES		393699		2982889	
		436540		3210308	
LIGHTNING ARRESTERS REACTORS					6151
100 U KINGDOM		171		39131	
327 FRANCE				7723	
375 SWEDEN		470		4706	

IMPORTS INTO CANADA FOR CONSUMPTION

Articles and Countries from which Imported	MONTH OF JUNE 1957		SIX MONTHS ENDED JUNE 1957		Class Number
	Quantities	Values (\$)	Quantities	Values (\$)	
376 SWITZRLND		425		20254	
400 U STATES		32676		331577	
MAGNETOS FOR GAS ENGINES		33742		403391	
400 U STATES		3326		68420	6152
		3326		68420	
METERS ELECTRIC AND PARTS NOP					6153
100 U KINGDOM		31621		168474	
305 AUSTRIA				257	
318 DENMARK				1053	
327 FRANCE				350	
335 GERMANY W		1921		3139	
347 JAPAN		579		8784	
354 NETHRLNDS				473	
375 SWEDEN				68	
376 SWITZRLND		6063		20870	
400 U STATES		122542		1302917	
		162726		1506385	
MOTORS ELECTRIC UNDER 10 00L	NO				6154
100 U KINGDOM	32	111	4007	19708	
335 GERMANY W			100	184	
354 NETHRLNDS			2339	5892	
376 SWITZRLND			11	98	
400 U STATES		6292	50386	160017	
		6324	56843	185899	
MOTORS ELECTRIC NOP AND PARTS					6155
100 U KINGDOM		248777		1713738	
306 BELGIUM		4452		31806	
317 CZECHO S		72		72	
318 DENMARK		5829		6428	
327 FRANCE				1204	
335 GERMANY W		6231		18006	
344 ITALY		938		6355	
347 JAPAN				345	
354 NETHRLNDS		5777		13349	
359 NORWAY				139	
361 PANAMA				181	
366 PORTUGAL		69		69	
375 SWEDEN		1819		10234	
376 SWITZRLND				4397	
381 ALASKA				214	
400 U STATES		1253438		9611448	
		1527402		11417985	
RHEOSTATS CONTROLLERS STARTERS					6156
100 U KINGDOM		20508		193598	
231 HONG KONG				3922	
318 DENMARK		1620		6440	
335 GERMANY W		14932		22143	
359 NORWAY				71	
375 SWEDEN				120	
376 SWITZRLND		36705		55012	
400 U STATES		675059		5388755	
		748824		5670061	
SAD IRONS ELECTRIC AND PARTS					6157
100 U KINGDOM		6798		32049	
335 GERMANY W		167		235	
400 U STATES		31592		244177	
		38557		276461	
SELFCONTAINED LIGHTING OUTFITS					6158
100 U KINGDOM				810	
400 U STATES		689		17564	
		689		18374	
SOCKETS OUTLETS RECEPTACLES					6159
100 U KINGDDM				2679	
335 GERMANY W		426		2660	
400 U STATES		176443		1103768	
		176869		1109107	
SPARK PLUGS MAGNETOS IGNITION					6160
100 U KINGDOM		3121		28234	
335 GERMANY W		1027		1674	
400 U STATES		98532		524069	
		102680		553977	
SWITCHES SWITCHBOARDS AND PTS					6161
100 U KINGDOM		192920		814519	
305 AUSTRIA		1134		2871	
318 DENMARK				89	
327 FRANCE		13332		95902	
335 GERMANY W		3054		22080	
347 JAPAN				7607	
354 NETHRLNDS				2265	
375 SWEDEN				91238	
376 SWITZRLND		182097		830686	
400 U STATES		804212		6082503	
		1196749		7949760	
SWITCHGEAR FOR MINES					6162
100 U KINGDOM				17024	
400 U STATES		2556		17098	
		2556		34122	
TELEGRAPH APPARATUS AND PARTS					6163
100 U KINGDOM		78955		534869	
234 AUSTRALIA				1102	
335 GERMANY W		114465		335288	
375 SWEDEN		126		126	
376 SWITZRLND		20768		20768	
400 U STATES		492690		3590165	
		707004		4482318	

IMPORTS INTO CANADA FOR CONSUMPTION

Articles and Countries from which Imported	MONTH OF JUNE 1957		SIX MONTHS ENDED JUNE 1957		Class Number
	Quantities	Values (\$)	Quantities	Values (\$)	
TELEPHONE APPARATUS AND PARTS					6164
100 U KINGDOM		212456		1110580	
234 AUSTRALIA		521		521	
305 AUSTRIA		997		997	
306 BELGIUM				12282	
318 DENMARK				1069	
335 GERMANY W		1247		9060	
347 JAPAN		59		59	
354 NETHRLNDS				257	
375 SWEDEN		5909		19444	
376 SWITZRLND		2082		4820	
400 U STATES		1196794		8909097	
		1420065		10068186	
TRANSFORMERS AND PARTS N O P					6165
100 U KINGDOM		136831		729290	
318 DENMARK				444	
327 FRANCE				37153	
335 GERMANY W		9718		11865	
344 ITALY				1215	
347 JAPAN		69		1780	
354 NETHRLNDS		452		7541	
375 SWEDEN				51226	
376 SWITZRLND		3977		140406	
400 U STATES		586813		3556404	
		737860		4537324	
RADIO TUBES					6166
	NO				
100 U KINGDOM	325	3097	15314	50272	
335 GERMANY W			2750	1056	
354 NETHRLNDS	24591	14808	278237	120416	
375 SWEDEN	175	1698	1200	5794	
400 U STATES	303697	364579	2640125	2949321	
	328788	384182	2937626	3126859	
RADIO APPARATUS N O P					6167
100 U KINGDOM		314038		2240108	
234 AUSTRALIA				591	
305 AUSTRIA				2118	
306 BELGIUM				160	
318 DENMARK		146		3748	
327 FRANCE				7903	
335 GERMANY W		17774		78163	
344 ITALY		1718		13614	
347 JAPAN		18925		51185	
354 NETHRLNDS		101322		194325	
375 SWEDEN				7998	
376 SWITZRLND				7615	
400 U STATES		1771701		13505129	
		2225624		16112657	
ELECTRIC DRY SHAVING MACHINES					6168
100 U KINGDOM				704	
305 AUSTRIA		8832		14617	
306 BELGIUM				1680	
327 FRANCE				101	
335 GERMANY W		5503		51958	
347 JAPAN				5598	
354 NETHRLNDS		23372		260629	
376 SWITZRLND		727		6432	
384 P RICO		53140		64604	
400 U STATES		241683		1636752	
		333257		2043075	
ELECT STEAM GENERATORS AND PTS					6169
	NO				
100 U KINGDOM		10333	1	2057727	
376 SWITZRLND		135		3255	
400 U STATES	2	178210	7	541309	
	2	188678	8	2602291	
ELECTRIC APPARATUS N O P					6170
100 U KINGDOM		550964		1414363	
231 HONG KONG		2244		2244	
234 AUSTRALIA				2978	
305 AUSTRIA		166		2611	
306 BELGIUM		493		3294	
317 CZECHO S		297		297	
318 DENMARK		1232		4862	
327 FRANCE		7235		25893	
335 GERMANY W		11673		46685	
344 ITALY		1779		4266	
347 JAPAN		621		23763	
352 MEXICO				161	
354 NETHRLNDS		12350		39858	
359 NORWAY		356		356	
375 SWEDEN		3850		47705	
376 SWITZRLND		10387		111261	
381 ALASKA				63	
384 P RICO				460	
390 GERMANY E				244	
400 U STATES		2238233		15508534	
		2841880		17239898	
ELECTRIC PRECISION INSTRUMENTS					6171
100 U KINGDOM		53579		340118	
207 UN SO AFR		5690		38820	
225 TRINIDAD		4117		11319	
305 AUSTRIA				184	
318 DENMARK		764		11265	
327 FRANCE				814	
335 GERMANY W		11057		77773	
347 JAPAN		1688		6672	
354 NETHRLNDS		5368		47372	

IMPORTS INTO CANADA FOR CONSUMPTION

Articles and Countries from which Imported	MONTH OF JUNE 1957		SIX MONTHS ENDED JUNE 1957		Class Number
	Quantities	Values (\$)	Quantities	Values (\$)	
375 SWEDEN				112	
376 SWITZRLND		4435		15408	
400 U STATES		1250346		6307005	
ELECTRIC OR GAS WELDING APP		1337044		6856862	
100 U KINGDOM		7981		57350	6172
305 AUSTRIA				555	
318 DENMARK		459		1150	
327 FRANCE		240		5242	
335 GERMANY W		236		5615	
375 SWEDEN				308	
376 SWITZRLND				23022	
381 ALASKA		312		312	
383 HAWAII				168	
400 U STATES		524055		3842549	
RADIO RECEIVING SETS		533283		3936271	
100 U KINGDOM	NO				6173
231 HONG KONG	284	12212	1935	80974	
305 AUSTRIA			1	75	
335 GERMANY W	381	23179	49	2508	
347 JAPAN	7082	60434	3120	173692	
354 NETHRLNDS	551	12470	23359	184668	
359 NORWAY			906	26046	
400 U STATES	3819	95723	1	165	
TELEVISION RECEIVING SETS	12117	204018	25267	667441	
400 U STATES	NO		54638	1135569	6174
RADIO SET PARTS TARIFF 4450	309	27391	1401	135341	
100 U KINGDOM	309	27391	1401	135341	6175
318 DENMARK		137070		809508	
327 FRANCE		259		1133	
335 GERMANY W				1382	
344 ITALY				28125	
347 JAPAN		56		319	
354 NETHRLNDS		37899		304	
376 SWITZRLND		214		250056	
400 U STATES		314255		4391	
RADIO TUBE PARTS TARIFF 445P		489753		1737641	
100 U KINGDOM		1812		2832859	6176
305 AUSTRIA				16687	
344 ITALY				464	
354 NETHRLNDS		511		773	
400 U STATES		574289		10835	
SOUND EQUIPMENT N O P		576612		2482969	
100 U KINGDOM		29130		2511728	6177
234 AUSTRALIA		423		82864	
306 BELGIUM				1074	
318 DENMARK		151		2602	
335 GERMANY W		558		536	
344 ITALY				5505	
347 JAPAN		3646		69	
354 NETHRLNDS		1560		11241	
375 SWEDEN				8790	
376 SWITZRLND		2117		186	
400 U STATES		221053		4087	
TAPE RECORDERS AND PARTS		258638		1370568	
100 U KINGDOM	NO			1487522	6178
335 GERMANY W	2	197	86	12490	
344 ITALY	115	7327	232	17187	
347 JAPAN			6	210	
354 NETHRLNDS	2	398	4	716	
375 SWEDEN	1	497	260	16245	
376 SWITZRLND			2	222	
400 U STATES	778	80617	7	2329	
LIGHTING FIXTURES GAS COAL OIL	898	89036	7142	838180	
100 U KINGDOM		5132		887579	6181
231 HONG KONG		2793		10079	
305 AUSTRIA				13232	
327 FRANCE		71		189	
335 GERMANY W		1471		648	
344 ITALY		174		7032	
347 JAPAN		3344		539	
354 NETHRLNDS				27650	
372 SPAIN				7817	
400 U STATES		18420		567	
GAS MANTLES GAS BURNERS		31405		174253	
100 U KINGDOM		268		242006	6182
400 U STATES		3390		436	
GAS METERS AND PARTS		3658		36710	
100 U KINGDOM		33816		37146	6183
400 U STATES		205260		120136	
PLATES CYLINDERS ENGRAVERS		239076		1382637	
100 U KINGDOM		3678		1502773	6191
207 UN SO AFR		160		160	
335 GERMANY W		92		223	
354 NETHRLNDS		9496		12931	

IMPORTS INTO CANADA FOR CONSUMPTION

125

Articles and Countries from which Imported	MONTH OF JUNE 1957		SIX MONTHS ENDED JUNE 1957		Class Number
	Quantities	Values (\$)	Quantities	Values (\$)	
376 SWITZRLND				113	
400 U STATES		62808		461701	
PLATES PRINTING 2 COLOURS		76234		488785	
100 U KINGDOM		392		9210	6192
376 SWITZRLND				150	
400 U STATES		17695		107692	
PLATES FOR PRINTING MUSIC		18087		117052	
354 NETHRLNDS				100	6193
400 U STATES		3068		159426	
STEREOTYPES ELECTROTYPES NOP	sq in			159526	
400 U STATES	10645	1958	82064	16437	6194
	10645	1958	82064	16437	
MATRICES FOR STEREOTYPES 475A	sq in				6195
400 U STATES	19168	877	787762	4371	
	19168	877	787762	4371	
STEREOTYPES FOR BOOKS	sq in				6196
100 U KINGDOM			54860	11354	
327 FRANCE			4224	400	
400 U STATES	325057	22571	2117935	150845	
	325057	22571	2117935	150845	
STEREOTYPES FOR ADVERTISEMENTS	sq in				6197
100 U KINGDOM	809	102	2040	218	
335 GERMANY W			8521	487	
354 NETHRLNDS	84	82	1940	133	
400 U STATES	101437	9786	1469856	71650	
	102330	9970	1482357	72488	
TYPE METAL IN BLOCKS PLATES	LB				6198
TYPE PRINTING CHASES QUOINS					6199
100 U KINGDOM		1388		10994	
231 HONG KONG				152	
318 DENMARK				235	
335 GERMANY W		1181		5440	
336 GREECE				337	
354 NETHRLNDS				636	
400 U STATES		14456		103796	
		17025		121590	
PRINTG PLATES FOR PUBLICATIONS					6200
100 U KINGDOM		125		674	
354 NETHRLNDS				175	
400 U STATES		23339		242917	
		23464		243766	
MOULDING MATERIAL ELECTROTYPE					6201
100 U KINGDOM				492	
400 U STATES		2642		18782	
		2642		19274	
TUNGSTEN BEARING ORES	CWT				6208
348 KOREA	448	29642	448	29642	
400 U STATES	228	19334	228	19334	
	676	48976	676	48976	
CHROME ORE	CWT				6210
205 RHOD NYAS			127185	175434	
207 UN SO AFR	75058	42829	294993	194653	
364 PHIL	224000	192000	224000	192000	
400 U STATES	6688	9721	45841	92458	
	305746	244550	692019	654545	
ANTIMONY OR REGULUS OF	LB				6211
100 U KINGDOM	80000	20578	215115	51962	
231 HONG KONG			66138	11902	
306 BELGIUM	58703	13030	92303	20877	
313 CHINA	135327	23004	289643	50059	
354 NETHRLNDS	97464	18192	97464	18192	
	371494	74804	760663	152992	
BISMUTH METALLIC NATURAL	LB				6212
400 U STATES			6334	13569	
			6334	13569	
COBALT ORE	CWT				6215
400 U STATES			8	563	
			8	563	
MANGANESE ORE	CWT				6216
100 U KINGDOM			728	12448	
309 BRAZIL			2240	5790	
327 FRANCE			22	115	
400 U STATES	288274	731152	1225745	3364777	
	288274	731152	1228735	3383130	
ORES OF METALS N O P	CWT				6217
100 U KINGDOM			341	3858	
363 PERU			162395	1246951	
400 U STATES	3973	25472	31164	161230	
	3973	25472	193900	1412039	
MERCURY OR QUICKSILVER	LB				6218
100 U KINGDOM			424	1565	
344 ITALY	15196	44352	15196	44352	
352 MEXICO	13860	41369	92297	270594	
363 PERU			7400	24264	
372 SPAIN	26600	79110	34200	101016	
400 U STATES	9767	31140	71889	231314	
	65423	195971	221406	673105	
ANODES NICKEL ZINC COPPER ETC					6219
400 U STATES		1093		10486	
		1093		10486	
ARTICLES FOR AGRIC IMPLEMENTS					6220
100 U KINGDOM				1522	

IMPORTS INTO CANADA FOR CONSUMPTION

Articles and Countries from which Imported	MONTH OF JUNE 1957		SIX MONTHS ENDED JUNE 1957		Class Number
	Quantities	Values (\$)	Quantities	Values (\$)	
400 U STATES		22329		210124	
ARTICLES FOR STORAGE BATTERIES		22329		211646	6221
400 U STATES		21484		151297	
BELLS FOR CHURCHES		21484		151297	6222
100 U KINGDOM				439	
306 BELGIUM		228		228	
327 FRANCE		20780		50686	
347 JAPAN		127		127	
354 NETHRLNDS				11455	
376 SWITZRLND		645		2215	
400 U STATES		1955		52362	
		23735		117512	
BELLS AND GONGS N O P					6223
100 U KINGDOM		222		2039	
215 INDIA				108	
306 BELGIUM				1875	
327 FRANCE				58	
335 GERMANY W		764		7046	
347 JAPAN		340		843	
354 NETHRLNDS				384	
376 SWITZRLND		249		249	
400 U STATES		12592		95399	
		14167		108001	
SLIDE OR ZIPPER FASTENERS					6225
100 U KINGDOM		271		1746	
335 GERMANY W				229	
347 JAPAN		857		1461	
400 U STATES		10893		62132	
		12021		65568	
BUCKLES CLASPS EYELETS HOOKS					6226
100 U KINGDOM		8253		61003	
231 HONG KONG				400	
305 AUSTRIA				60	
317 CZECHO S		178		1659	
327 FRANCE		592		648	
335 GERMANY W		5464		22421	
344 ITALY				493	
347 JAPAN				51	
354 NETHRLNDS				931	
376 SWITZRLNO				1155	
400 U STATES		123295		823793	
		137782		912614	
CAGES ANIMAL OF WIRE AND PARTS					6227
100 U KINGDOM		928		9996	
306 BELGIUM				551	
327 FRANCE		198		198	
335 GERMANY W				3018	
400 U STATES		9312		53001	
		10438		66764	
CHRONOMETERS COMPASSES SHIPS					6228
100 U KINGDOM		1935		64890	
335 GERMANY W		1057		1976	
375 SWEDEN				209	
400 U STATES		12442		82108	
		15434		149183	
METAL ARTICLES FOR JEWELLERY					6229
100 U KINGDOM		289		1435	
335 GERMANY W		2326		5642	
347 JAPAN				299	
400 U STATES		22473		179316	
		25088		186692	
ARTICLES FOR USE IN FISHERIES					6230
100 U KINGDOM		4164		20720	
318 DENMARK				484	
327 FRANCE				665	
335 GERMANY W				75	
347 JAPAN		6962		35795	
354 NETHRLNDS				3104	
359 NORWAY				128	
366 PORTUGAL				2942	
400 U STATES		9986		77314	
		21112		141227	
ARTICLES N O P FOR MFR SHIPS					6232
100 U KINGDOM		110602		684234	
318 DENMARK		137		137	
335 GERMANY W		6953		25778	
359 NORWAY				2197	
366 PORTUGAL		66		66	
375 SWEDEN				24358	
400 U STATES		162324		1876831	
		280082		2613601	
ELEMENTS FOR LAMP FILAMENTS					6233
305 AUSTRIA		6253		32248	
354 NETHRLNDS				20122	
400 U STATES		78396		747132	
		84649		799502	
METAL PTS FOR COVERED BUTTONS					6234
400 U STATES		6924		47583	
		6924		47583	
NAILS TACKS BRASS OR COPPER					6235
100 U KINGDOM		55		279	
335 GERMANY W		198		198	
400 U STATES		596		9432	
		849		9909	

IMPORTS INTO CANADA FOR CONSUMPTION

127

Articles and Countries from which Imported	MONTH OF JUNE 1957		SIX MONTHS ENDED JUNE 1957		Class Number
	Quantities	Values (\$)	Quantities	Values (\$)	
PATTERNS OF METAL NOT MODELS 400 U STATES		29497		887063	6236
		29497		887063	
UMBRELLA PARTS EXCEPT FABRIC 100 U KINGDOM 306 BELGIUM 327 FRANCE 335 GERMANY W 344 ITALY 347 JAPAN 376 SWITZRLND 400 U STATES				757 149 1597 26866 2113 4049 181 149130	6237
		3968		26866	
		1014		2113	
		2220		4049	
		181		181	
		23603		149130	
		30286		184842	
RIVETS BURRS BRASS OR COPPER 100 U KINGDOM 400 U STATES		424 5700		1131 80259	6238
		6124		81390	
SCREWS OF METAL N O P 100 U KINGDOM 231 HONG KONG 306 BELGIUM 335 GERMANY W 375 SWEDEN 400 U STATES		416		1042 1821 1016 5909 326	6240
		1236		5909	
		7261		54905	
		8913		65019	
SHOE AND CORSET EYELETS HOOKS 100 U KINGDOM 327 FRANCE 335 GERMANY W 344 ITALY 400 U STATES				309 776 2820 9669	6241
		878		2820	
		14869		9669	
		15747		120187	
TIPS STUDS FOR CORSET CLASPS 100 U KINGDOM 400 U STATES		582 638		737 2364	6242
		1220		3101	
TRACTION ENGINE MATERIALS					6243
WIRE FOR SHOE NAILING MACHINES 400 U STATES	LB				6245
			2200	1682	
			2200	1682	
WIRE NON FERROUS COVERED 100 U KINGDOM 335 GERMANY W 344 ITALY 347 JAPAN 354 NETHRLNDS 376 SWITZRLND 381 ALASKA 400 U STATES		182543 6226		1804949 34637 1585 285 244 60	6247
		285		285	
		96		96	
		269434		2152898	
		458584		3994754	
WIRE TINSEL FOR BRAIDS CORDS 335 GERMANY W 400 U STATES		2519 187		18874 1971	6248
		2706		20845	
WIRE STRANDED NON FERROUS 100 U KINGDOM 335 GERMANY W 354 NETHRLNDS 400 U STATES		2438 2551		44447 5873 2026	6249
		13550		95596	
		18539		147942	
WIRE NON FERROUS N O P 100 U KINGDOM 327 FRANCE 335 GERMANY W 354 NETHRLNDS 375 SWEDEN 400 U STATES		4713		36485 390 1062 86	6250
		305		1062	
		3536		9077	
		25772		202341	
		34326		249441	
NON FERROUS METALS AND PRODUCT 100 U KINGDOM 306 BELGIUM 314 COLOMBIA 327 FRANCE 335 GERMANY W 347 JAPAN 352 MEXICO 354 NETHRLNDS 375 SWEDEN 400 U STATES		36292 1556		214351 1556 2479 1187 3614 4542	6251
		171		1187	
		660		4542	
		6389		6389	
		360		1274	
				2153	
		465846		8603623	
		511274		8841168	
PARTS FOR MFR OF SHUTTLES 335 GERMANY W 400 U STATES				318 60787	6252
		6501		61105	
HINGES FOR JEWELLERY BOXES 400 U STATES		2908		24138	6253
		2908		24138	
MATERIALS FOR MFR MINING MACH 335 GERMANY W 400 U STATES				607 16843	6254
		963		17450	
METAL POWDER FRICTION MATERIAL 100 U KINGDOM 400 U STATES				1920 6981	6256
		2163		8901	
		2163		8901	

IMPORTS INTO CANADA FOR CONSUMPTION

Articles and Countries from which Imported	MONTH OF JUNE 1957		SIX MONTHS ENDED JUNE 1957		Class Number
	Quantities	Values (\$)	Quantities	Values (\$)	
RESIDUES NON FERROUS					
100 U KINGDOM	CWT		9514	74704	6257
400 U STATES		6851	18557	294013	
		6851	28071	368717	
TUNGSTEN CARBIDE INSERTS					
375 SWEDEN		32052		347880	6258
400 U STATES		16757		240001	
		48809		587881	
TUNGSTEN CARBIDE TIPS BLANKS					
100 U KINGDOM				769	6259
335 GERMANY W				553	
354 NETHRLNDS				169	
375 SWEDEN		3579		30525	
400 U STATES		6545		66055	
		10124		98071	
CIGARETTE LIGHTERS					
100 U KINGDOM	DOZ	10	77	1196	6260
305 AUSTRIA		133	8043	16866	
327 FRANCE		8	25	301	
335 GERMANY W		392	2739	20285	
347 JAPAN		13806	108138	267405	
354 NETHRLNDS			173	978	
376 SWITZRLNO		13	89	4794	
400 U STATES		381	1870	9266	
		14743	121154	321791	
		57126			

IMPORTS INTO CANADA FOR CONSUMPTION

Articles and Countries from which Imported	MONTH OF JUNE 1957		SIX MONTHS ENDED JUNE 1957		Class Number
	Quantities	Values (\$)	Quantities	Values (\$)	
GROUP 7					
NON METALLIC MINERALS					
ASBESTOS PACKING	LB				7001
100 U KINGDOM	18379	10232	135242	75079	
335 GERMANY W			313	272	
400 U STATES	7554	8149	73874	87104	
	25933	18381	209429	162455	
ASBESTOS BRAKE LINING FOR AUTO					7002
100 U KINGDOM		339		3594	
335 GERMANY W		238		2475	
400 U STATES		43129		188662	
		43706		194731	
ASBESTOS MANUFACTURES N O P					7003
100 U KINGDOM		72116		506751	
207 UN SO AFR		11880		37481	
306 BELGIUM		274		6202	
327 FRANCE		1451		4668	
335 GERMANY W				387	
344 ITALY		1359		14443	
376 SWITZRLND				633	
400 U STATES		221042		1113332	
		308122		1683897	
ASBESTOS CLUTCH FACINGS AUTO					7004
100 U KINGDOM		322		1020	
335 GERMANY W		188		531	
400 U STATES		21555		171965	
		22065		173516	
BRAKE LININGS AND FACINGS NOP					7005
100 U KINGDOM		6389		31859	
400 U STATES		8533		74960	
		14922		106819	
CHINA CLAY GROUND	CWT				7011
100 U KINGDOM	76912	54358	525331	346156	
400 U STATES	131179	117945	765237	681190	
	208091	172303	1290568	1027346	
FIRE CLAY GROUND	CWT				7012
100 U KINGDOM	1418	904	11239	5363	
400 U STATES	126095	40209	773174	236942	
	127513	41113	784413	242305	
PIPE CLAY GROUND	CWT				7013
400 U STATES	32200	5310	85480	11937	
	32200	5310	85480	11937	
CLAYS N O P GROUND					7014
100 U KINGDOM		109		109	
400 U STATES		43339		281691	
		43448		281800	
ZIRCONIUM SILICATE					7015
234 AUSTRALIA		2897		20137	
400 U STATES		27659		158536	
		30556		178673	
ZIRCONIUM OXIDE					7016
400 U STATES		723		14104	
		723		14104	
SAGGARS FOR CERAMIC PRODUCTS					7017
400 U STATES		5288		36183	
		5288		36183	
ACTIVATED CLAY TO REFINE OILS					7018
335 GERMANY W				2513	
400 U STATES		86982		745052	
		86982		747565	
GROG FOR REFRACTORY MATERIALS	TON				7019
400 U STATES	996	32240	5663	173548	
	996	32240	5663	173548	
BRICK BUILDING	TON				7021
400 U STATES	7409	158284	35788	817501	
	7409	158284	35788	817501	
BRICK FIRE CHROME					7022
400 U STATES		24929		359530	
		24929		359530	
BRICK FIRE MAGNESITE					7023
100 U KINGDOM		5869		5869	
335 GERMANY W				12639	
400 U STATES		70341		279851	
		76210		298359	
BRICK FIRE 90 PER CENT SILICA					7024
335 GERMANY W				865	
400 U STATES		215921		1035728	
		215921		1036593	
BRICK FIRE 100 DOL THOUSAND					7025
400 U STATES		104319		788955	
		104319		788955	
BRICK FIRE FURNACE OR KILN					7026
100 U KINGDOM		4084		26603	
335 GERMANY W		2563		4097	
400 U STATES		345769		2591948	
		352416		2622648	
BRICK FIRE N O P					7027
100 U KINGDOM		17764		131208	
318 DENMARK				5872	
335 GERMANY W				7924	
400 U STATES		275053		1869965	
		292817		2014969	

IMPORTS INTO CANADA FOR CONSUMPTION

Articles and Countries from which Imported	MONTH OF JUNE 1957		SIX MONTHS ENDED JUNE 1957		Class Number
	Quantities	Values (\$)	Quantities	Values (\$)	
BRICK PAVING	TON				7028
400 U STATES	213	3271	1481	22801	
	213	3271	1481	22801	
BUILDING BLOCKS BUILDING TILE					7029
100 U KINGDOM		11409		19348	
306 BELGIUM		499		15901	
344 ITALY				1605	
400 U STATES		83026		533267	
		94934		570121	
DRAIN PIPES SEWER PIPES N O P					7030
100 U KINGDOM		1866		9243	
400 U STATES		7325		39397	
		9191		48640	
DRAIN TILES NOT GLAZED					7031
TILES FOR MOSAIC FLOORING					7032
100 U KINGDOM		4629		24642	
224 JAMAICA				144	
327 FRANCE				1665	
335 GERMANY W		70		1120	
344 ITALY		4732		12205	
347 JAPAN		7187		65696	
372 SPAIN				950	
400 U STATES		1497		16397	
		18115		122819	
EARTHENWARE TILES FOR ROOFING					7033
100 U KINGDOM				952	
400 U STATES				68	
				1020	
TILES EARTHENWARE N O P					7034
100 U KINGDOM		71335		344040	
306 BELGIUM				11261	
317 CZECHO S		166		13726	
327 FRANCE				4511	
335 GERMANY W		2098		27347	
344 ITALY		2065		13571	
347 JAPAN		3581		20160	
354 NETHRLNDS				3935	
372 SPAIN		601		7948	
376 SWITZRLND				745	
400 U STATES		8312		93336	
		88158		540580	
CHINA AND PORCELAIN WARE N O P					7043
100 U KINGDOM		1790		16273	
231 HONG KONG		90		90	
327 FRANCE		666		1453	
335 GERMANY W				1459	
344 ITALY				570	
347 JAPAN				4216	
354 NETHRLNDS				74	
400 U STATES		975		13233	
		3521		37366	
DEMIJOHNS CHURNS CROCKS N O P					7045
100 U KINGDOM				314	
335 GERMANY W				67	
400 U STATES		3047		17331	
		3047		17712	
TABLEWARE OF CHINA PORCELAIN					7046
100 U KINGDOM		821426		5067149	
231 HONG KONG		2469		8717	
234 AUSTRALIA				562	
305 AUSTRIA				124	
306 BELGIUM		993		3398	
317 CZECHO S				1830	
318 DENMARK		1714		9087	
327 FRANCE		18067		129153	
335 GERMANY W		23656		133392	
336 GREECE				562	
344 ITALY		9071		26693	
347 JAPAN		82985		455297	
354 NETHRLNDS				4055	
357 NETH ANT				170	
359 NORWAY		121		765	
360 ISRAEL				307	
361 PANAMA				75	
366 PORTUGAL		413		620	
375 SWEDEN		701		1166	
376 SWITZRLND		464		906	
384 P RICO				2058	
390 GERMANY E		80		588	
400 U STATES		83983		616897	
		1046143		6463571	
STONEWARE EARTHENWARE N O P					7047
100 U KINGDOM		23609		137783	
207 UN SO AFR				672	
231 HONG KONG		821		4271	
234 AUSTRALIA		687		1077	
305 AUSTRIA		216		320	
306 BELGIUM		726		1581	
318 DENMARK		1499		9787	
327 FRANCE		4847		9346	
335 GERMANY W		14840		57107	
336 GREECE		167		4325	
344 ITALY		4389		27872	
347 JAPAN		46714		209836	
352 MEXICO		76		275	

IMPORTS INTO CANADA FOR CONSUMPTION

Articles and Countries from which Imported	MONTH OF JUNE 1957		SIX MONTHS ENDED JUNE 1957		Class Number
	Quantities	Values (\$)	Quantities	Values (\$)	
354 NETHRLNDS		1328		6014	
359 NORWAY		664		2041	
360 ISRAEL		212		552	
365 POLAND				270	
366 PORTUGAL				867	
372 SPAIN				494	
375 SWEDEN		1257		4962	
376 SWITZRLND		264		984	
390 GERMANY E				433	
400 U STATES		69727		466139	
		172043		947008	
CHEMICAL STONEWARE ACID RESIST					7048
100 U KINGDOM		5731		38680	
354 NETHRLNDS				50	
400 U STATES		18281		112734	
		24012		151464	
PORCELAIN RUBBER GLOVE FORMS					7049
400 U STATES		708		6217	
		708		6217	
ARTIFICIAL TEETH NOT MOUNTED					7051
100 U KINGDOM		1080		3140	
225 TRINIDAD		4131		35488	
305 AUSTRIA				400	
327 FRANCE				292	
335 GERMANY W		5874		29577	
344 ITALY				507	
347 JAPAN		937		1908	
354 NETHRLNDS				2381	
360 ISRAEL				1137	
376 SWITZRLND		146		5156	
400 U STATES		67452		600778	
		99620		680764	
BATHS BATHTUBS BASINS ETC NOP					7052
100 U KINGDOM		86139		467368	
317 CZECHO S		321		321	
335 GERMANY W		2393		10503	
344 ITALY				5521	
347 JAPAN		8315		48169	
359 NORWAY				966	
400 U STATES		253257		1399193	
		350425		1932041	
CRUCIBLES N O P AND COVERS					7053
100 U KINGDOM		216		11703	
400 U STATES		6448		43085	
		6664		54788	
INSULATORS ELECTRIC PORCELAIN					7055
100 U KINGDOM		19638		41247	
317 CZECHO S		1800		2556	
327 FRANCE				134	
344 ITALY				439	
347 JAPAN		44985		174345	
376 SWITZRLND		1371		2322	
400 U STATES		36093		362609	
		103887		583652	
MANUFACTURES OF CLAY N O P					7056
100 U KINGDOM		469		4549	
215 INDIA		2086		12001	
335 GERMANY W				229	
400 U STATES		93607		463054	
		96162		479833	
BRIQUETTES OF COAL OR COKE	TON				7060
400 U STATES	4575	59855	41365	533656	
	4575	59855	41365	533656	
ANTHRACITE SCREENINGS	TON				7061
400 U STATES	376	1976	3436	17055	
	376	1976	3436	17055	
ANTHRACITE DOMESTIC SIZES	TON				7062
100 U KINGDOM	4458	90577	28148	542837	
400 U STATES	134483	1738504	571781	7903368	
	138941	1829081	599929	8446205	
ANTHRACITE SMALLER SIZES N O P	TON				7063
100 U KINGDOM	5547	92857	21112	356744	
400 U STATES	53203	440508	185062	1630666	
	58750	533365	206174	1987410	
COAL BITUMINOUS SUB BITUMINOUS	TON				7064
400 U STATES	1775306	9514679	8463285	44285862	
	1775306	9514679	8463285	44285862	
COAL LIGNITE	TON				7065
400 U STATES	40	204	1394	7145	
	40	204	1394	7145	
COAL EXWAREHOUSED SHIPS STORES	TON				7066
400 U STATES	54808	296055	117797	636204	
	54808	296055	117797	636204	
COAL DUST AND COAL N O P	TON				7067
400 U STATES	242	4603	2160	39744	
	242	4603	2160	39744	
BENZOL	GAL				7070
354 NETHRLNDS	362181	131429	362181	131429	
400 U STATES			1041	461	
	362181	131429	363222	131890	
COAL TAR CRUDE IN BULK	GAL				7071
100 U KINGDOM	5800	1495	72150	15243	
400 U STATES	8334	669	450936	70629	
	14134	2164	523086	85872	
COAL PITCH	CWT				7072
100 U KINGDOM	2770	4538	76417	116385	

IMPORTS INTO CANADA FOR CONSUMPTION

Articles and Countries from which Imported	MONTH OF JUNE 1957		SIX MONTHS ENDED JUNE 1957		Class Number
	Quantities	Values (\$)	Quantities	Values (\$)	
400 U STATES	47177	89383	853132	1633445	
CARBOLIC OR HEAVY OIL	49947	93921	929549	1749830	
100 U KINGDOM	GAL 685	344	1058457	223699	7073
234 AUSTRALIA	3375	694	8540	1757	
400 U STATES	148492	26537	733421	130501	
COKE PETROLEUM	152552	27575	1800418	355957	
400 U STATES	TON 31325	555545	224038	3415835	7074
COKE GROUND FOR BATTERIES	TON 31325	555545	224038	3415835	7075
COKE N O-P	TON				
100 U KINGDOM			21	770	7077
400 U STATES	46006	724523	333307	5422395	
DECANTERS AND TUMBLERS	46006	724523	333328	5423165	
100 U KINGDOM		230		1074	7079
306 BELGIUM		1401		7668	
327 FRANCE				2429	
335 GERMANY W		1202		12625	
340 HUNGARY		56		3218	
344 ITALY		76		134	
347 JAPAN		1011		1995	
375 SWEDEN		2165		2679	
400 U STATES		24609		275679	
LAMP CHIMNEYS		30750		307501	
335 GERMANY W		178		315	7080
400 U STATES		1533		21230	
GLASS PLATES FOR OPTICAL MFR		1711		21545	
100 U KINGDOM		427		987	7081
335 GERMANY W		1192		17631	
400 U STATES		22628		322551	
GLASS CARBOYS BOTTLES JARS		24247		341169	
100 U KINGDOM		90919		408639	7082
231 HONG KONG		64		2226	
305 AUSTRIA		284		578	
306 BELGIUM				84	
317 CZECHO S		94		2614	
318 DENMARK				269	
327 FRANCE		2756		14235	
335 GERMANY W		698		5535	
344 ITALY		119		11245	
347 JAPAN		4177		12151	
354 NETHRLNDS				64	
372 SPAIN				194	
375 SWEDEN		56		140	
376 SWITZRLND		568		856	
400 U STATES		421634		2428469	
GLASS TABLEWARE CUT GLASS NOP		521369		2887299	
100 U KINGDOM		29922		159489	7083
231 HONG KONG				266	
305 AUSTRIA		464		1157	
306 BELGIUM		15592		54201	
317 CZECHO S		19694		133498	
318 DENMARK		1356		4079	
327 FRANCE		4014		40593	
335 GERMANY W		44842		193148	
340 HUNGARY		2717		6695	
344 ITALY		6275		30265	
347 JAPAN		3446		27140	
354 NETHRLNDS		2654		8611	
365 POLAND		3632		9906	
372 SPAIN				51	
375 SWEDEN		14706		42659	
388 YUGO SLAV				78	
389 IRELAND		4632		9098	
390 GERMANY E		754		3702	
400 U STATES		117723		795983	
LAMP BULBS AND TUBING FOR		272423		1520619	
100 U KINGDOM		558		1410	7084
335 GERMANY W				131	
400 U STATES		178438		1358919	
GLASS SHADES OR GLOBES		178996		1360460	
100 U KINGDOM		892		1625	7085
306 BELGIUM		55		3202	
400 U STATES		12659		70962	
LENSES GLASS N D P		13606		75789	
100 U KINGDOM		105		2442	7086
305 AUSTRIA				15304	
306 BELGIUM				4222	
327 FRANCE		437		846	
335 GERMANY W		12174		19459	
347 JAPAN				2947	
400 U STATES		14918		134832	
FRESNEL TYPE LENSES GLOBES		27634		180052	
100 U KINGDOM				1203	7087
335 GERMANY W				98	

IMPORTS INTO CANADA FOR CONSUMPTION

Articles and Countries from which Imported	MONTH OF JUNE 1957		SIX MONTHS ENDED JUNE 1957		Class Number
	Quantities	Values (\$)	Quantities	Values (\$)	
400 U STATES		13342		58367	
MOULDED SHAPES FOR ELECT FIXT		13342		59668	7088
100 U KINGDOM		67		3674	
317 CZECHO S		3962		7000	
318 DENMARK		298		862	
335 GERMANY W		2143		19632	
354 NETHRLNDS		722		5290	
400 U STATES		60236		668986	
HEAT RESISTING GLASSWARE		87428		705444	7089
100 U KINGDOM		5358		53064	
305 AUSTRIA				103	
317 CZECHO S		403		600	
335 GERMANY W				7632	
400 U STATES		251553		1963668	
SHEET GLASS OVER 34 OZ SQ FT	SQ FT	257314		2025067	7090
100 U KINGDOM	47983	12415	223188	61517	
305 AUSTRIA			3562	585	
306 BELGIUM	173885	47562	522114	142372	
317 CZECHO S	400	73	10288	3199	
327 FRANCE	12648	3239	61629	16262	
335 GERMANY W	54816	13140	410515	92828	
354 NETHRLNDS	600	382	2506	2048	
390 GERMANY E			4800	752	
400 U STATES	69823	22615	418846	122700	
SHEET GLASS TRANSPRT TO 34 OZ	SQ FT	99426	1657448	422263	7091
100 U KINGDOM	401387	37474	2579107	226633	
306 BELGIUM	864438	89770	4342036	424592	
317 CZECHO S	468758	21533	6138501	257829	
327 FRANCE	146503	14353	1299684	107295	
335 GERMANY W	367891	32677	2853310	234849	
347 JAPAN	129400	6583	784822	37332	
365 POLAND	93000	2454	149600	3912	
390 GERMANY E	144400	7454	407200	18096	
400 U STATES	3920	231	3920	231	
PLATE GLASS NOT OVER 7 SQ FT	SQ FT	212529	18558180	1310769	7093
100 U KINGDOM	28397	14648	466346	174222	
306 BELGIUM			38969	16194	
327 FRANCE			8591	4293	
335 GERMANY W			4416	2329	
400 U STATES	11820	6008	142453	70705	
PLATE GLASS 7 TO 25 SQ FT	SQ FT	20656	660775	267743	7094
100 U KINGDOM	275367	113972	2098922	819743	
306 BELGIUM	9862	4990	211011	108384	
327 FRANCE	6061	3495	82328	46195	
335 GERMANY W	1961	902	39129	19720	
400 U STATES	29126	15276	514879	270253	
PLATE GLASS N O P	SQ FT	138635	2946269	1264295	7095
100 U KINGDOM	142512	77794	1333027	672468	
306 BELGIUM	88014	48512	605527	331421	
317 CZECHO S			7931	2237	
318 DENMARK			3063	3335	
327 FRANCE	18630	11492	164167	95065	
335 GERMANY W	12030	6178	254307	128278	
354 NETHRLNDS			61	77	
400 U STATES	908524	399325	8545319	3739259	
LAMINATED GLASS SHEETS	SQ FT	543301	10913402	4972140	7097
100 U KINGDOM	17940	8806	123296	62080	
306 BELGIUM	2461	1250	9873	5388	
317 CZECHO S			2000	902	
335 GERMANY W	8931	4639	65452	34529	
400 U STATES	1022	1368	7531	14695	
GLASS SHEETS WIRED	SQ FT	16063	208152	117594	7099
100 U KINGDOM	60160	15697	288318	94839	
306 BELGIUM	1059	204	118025	21413	
327 FRANCE	520	64	2103	279	
335 GERMANY W	1409	316	9040	2713	
354 NETHRLNDS	28040	18447	86654	54375	
400 U STATES	5699	1900	65389	37943	
GLASS CAST AND SHEET GLASS NOP	SQ FT	36628	569529	211562	7100
100 U KINGDOM	2630	696	37713	8938	
306 BELGIUM	1425	1046	25480	7601	
327 FRANCE			1000	792	
335 GERMANY W	1075	136	2635	374	
400 U STATES	9913	2916	109336	35462	
ORNAMENTAL COLOURED GLASS	SQ FT	4794	176164	53167	7111
100 U KINGDOM	13012	3771	43150	17698	
306 BELGIUM	12613	2013	58057	10645	
327 FRANCE			17957	7098	
335 GERMANY W	5813	1786	7527	2336	
400 U STATES	10114	4157	49021	37548	
PAINTED OBSCURED WHITE GLASS	SQ FT	11727	175712	75325	7112
100 U KINGDOM	200473	34441	872168	140674	
306 BELGIUM	211174	27509	646388	92918	
327 FRANCE	18452	1872	32132	3194	

IMPORTS INTO CANADA FOR CONSUMPTION

Articles and Countries from which Imported	MONTH OF JUNE 1957		SIX MONTHS ENDED JUNE 1957		Class Number
	Quantities	Values (\$)	Quantities	Values (\$)	
335 GERMANY W	30613	4997	51620	12522	
354 NETHRLNDS	12966	1070	18144	1627	
400 U STATES	51364	17245	550644	174867	
	525042	87134	2171096	425802	
STAINED OR ORNAMENTAL WINDOWS					7113
100 U KINGDOM		1820		18802	
305 AUSTRIA		460		1839	
306 BELGIUM				3377	
327 FRANCE		936		27422	
335 GERMANY W				6875	
354 NETHRLNDS		165		5488	
400 U STATES		480		1520	
		3861		65323	
MIRRORS OF GLASS FRAMED OR NOT					7114
100 U KINGDOM		4377		25153	
231 HONG KONG				618	
305 AUSTRIA				225	
306 BELGIUM		23730		157116	
317 CZECHO S				1200	
318 DENMARK		62		62	
327 FRANCE		193		2279	
335 GERMANY W		9915		44263	
344 ITALY		423		2918	
347 JAPAN		5961		24882	
400 U STATES		98694		558465	
		143355		817181	
GLASS BALLS FOR FIBRES OR YARN					7120
100 U KINGDOM		10551		38998	
400 U STATES		19942		114115	
		30493		153113	
GLASS TO BE CUT OR MOUNTED					7121
100 U KINGDOM				342	
306 BELGIUM		12331		48069	
317 CZECHO S		340		1461	
335 GERMANY W		2122		35626	
400 U STATES		29069		120033	
		43862		205531	
GLASS BLANKS FOR REFLECTORS					7122
400 U STATES		17294		267350	
		17294		267350	
BEADS FOR MFR IMITATION PEARLS					7123
347 JAPAN		157		157	
400 U STATES		2603		12355	
		2760		12512	
ARTIFICIAL EYES CONTACT LENSES					7124
335 GERMANY W				538	
354 NETHRLNDS		137		137	
400 U STATES		589		4291	
		726		4966	
PHOTOGRAPHIC DRY PLATES					7125
100 U KINGDOM		8151		28680	
306 BELGIUM		630		1728	
400 U STATES		7315		59945	
		16096		90353	
SPECTACLES EYE GLASS LENSES					7126
100 U KINGDOM				2076	
305 AUSTRIA		761		26312	
327 FRANCE		6368		36304	
335 GERMANY W		2547		23035	
344 ITALY		3469		80514	
347 JAPAN		3246		58516	
376 SWITZRLND				189	
400 U STATES		26032		477658	
		42423		704604	
MANUFACTURES OF GLASS N O P					7127
100 U KINGDOM		13087		39668	
231 HONG KONG		4968		68918	
305 AUSTRIA		255		3998	
306 BELGIUM		45274		174028	
317 CZECHO S		3912		21943	
318 DENMARK		626		3523	
327 FRANCE		2008		12954	
335 GERMANY W		13834		91762	
344 ITALY		4422		25022	
347 JAPAN		1210		12072	
354 NETHRLNDS		332		1442	
375 SWEDEN		3540		16171	
376 SWITZRLND				523	
390 GERMANY E				3168	
400 U STATES		155026		1130493	
		248494		1605685	
GLASS WOOL OR FIBRE GLASS	LB				7128
400 U STATES		69696	36049	707218	304922
		69696	36049	707218	304922
GLASS BLOCKS					7129
100 U KINGDOM				253	
317 CZECHO S		720		720	
344 ITALY				966	
400 U STATES		69230		310679	
		69950		312618	
PLUMBAGO NOT GROUND OR MFRD					7131
231 HONG KONG				748	
333 MADAGASCR				180	
335 GERMANY W		122		367	
352 MEXICO		10877		28853	

IMPORTS INTO CANADA FOR CONSUMPTION

Articles and Countries from which Imported	MONTH OF JUNE 1957		SIX MONTHS ENDED JUNE 1957		Class Number	
	Quantities	Values (\$)	Quantities	Values (\$)		
359 NORWAY				3330		
400 U STATES		792		10128		
CRUCIBLES PLUMBAGO AND COVERS		11791		43606		
100 U KINGDOM		8982		61734	7132	
400 U STATES		7208		57866		
PLUMBAGO GROUND AND MFRS NOP		16190		119600		
100 U KINGDOM		2186		15679	7133	
305 AUSTRIA		847		847		
317 CZECHOSLOVAKIA				114		
335 GERMANY W		1189		7198		
354 NETHRLNDS				167		
376 SWITZRLND				61		
400 U STATES		41017		340935		
MICA UNMANUFACTURED	CWT	45239		365001		
215 INDIA	348	11837	1715	76657	7138	
309 BRAZIL	23	1122	29	1467		
400 U STATES	171	8492	358	21756		
MICA MANUFACTURES OF		542	2102	99880		
100 U KINGDOM		3515		23389	7139	
335 GERMANY W				183		
400 U STATES		31593		229871		
ASPHALTUM OR ASPHALT	CWT	35108		253443		
100 U KINGDOM					7141	
225 TRINIDAD			4	115		
400 U STATES	31467	40441	1519	1666		
ASPHALTUM OIL FOR PAVING			218618	346694		
400 U STATES	31467	40441	220141	348475		
OIL FOR CONCENTRATION OF ORES	GAL				7143	
400 U STATES	35753	4152	35753	4152		
CRUDE PETROLEUM FOR REFINING		4152	35753	4152		
225 TRINIDAD		7499	113353	172807	7151	
303 ARABIA		3285	113353	172807		
387 VENEZUELA	M GAL	4271	322673	43600	7153	
400 U STATES		42099	3358144	63496		
PETROLEUM TOPS FOR REFINERS		252162	19867976	1558414	121906647	
FUEL OIL EXWARE SHIPS STORES		20690	1912151	184467	16868948	
400 U STATES		319222	25460944	1849977	147182923	
CRUDE PETROLEUM N O P	GAL				7154	
400 U STATES						
AVIATION GASOLINE	GAL				7156	
381 ALASKA				55706	8586	
400 U STATES				55706	8586	
KEROSENE N O P	GAL				7158	
381 ALASKA				990	97	
400 U STATES				990	97	
ENGINE DISTILLATE 8017 OR OVER	GAL				7161	
400 U STATES						
GASOLINE UNDER 8236 SP G N O P	GAL				7162	
357 NETH ANT						
381 ALASKA						
400 U STATES						
CASINGHEAD GASOLINE BLENDING	GAL				7163	
400 U STATES						
LUB OILS UNDER 25C PER GAL	GAL				7164	
100 U KINGDOM						
400 U STATES						
PETRO LUB OILS 25C GAL OR OVER	GAL				7165	
100 U KINGDOM						
327 FRANCE						
335 GERMANY W						
354 NETHRLNDS						
376 SWITZRLND						
381 ALASKA						
400 U STATES						
OILS MINERAL N O P	GAL				7166	
100 U KINGDOM						
400 U STATES						
STOVE OIL NO 1 FUEL OIL	GAL				7167	
357 NETH ANT						
381 ALASKA						
387 VENEZUELA						
400 U STATES						
LIGHT FUEL OILS NOS 2 AND 3	GAL				7172	
357 NETH ANT						

IMPORTS INTO CANADA FOR CONSUMPTION

Articles and Countries from which Imported	MONTH OF JUNE 1957		SIX MONTHS ENDED JUNE 1957		Class Number
	Quantities	Values (\$)	Quantities	Values (\$)	
381 ALASKA			7375	618	
387 VENEZUELA			3602442	387461	
400 U STATES	10493418	1243907	27725129	3306831	
HEAVY FUEL OILS NOS 4 5 AND 6	14931266	1747857	57485153	6665815	
	GAL				
357 NETH ANT	21797574	1540273	68925835	4700738	7173
400 U STATES	20884433	1727720	82109613	6552661	
DIESEL FUEL	42682007	3267993	151035448	11253399	
	GAL				
100 U KINGDOM	2500	458	14166	2206	7174
357 NETH ANT	2105630	242396	2245922	258631	
381 ALASKA	231557	37160	1027175	142948	
387 VENEZUELA	2531441	257128	5983424	617247	
400 U STATES	322774	41884	17736303	2150927	
TRACTOR FUEL	5193902	579026	27006990	3171959	
	GAL				
PETROL GREASE LUBRICATING NOP	L8				
100 U KINGDOM	448	80	12324	3461	7181
381 ALASKA	10165	1456	60500	8348	
400 U STATES	1352729	173133	9432252	1045241	
PETROL JELLIES TOILET MEDICINE	1363342	174669	9505076	1057050	
100 U KINGDOM				436	7182
400 U STATES		50058		405872	
PARAFFINE WAX		50058		406308	
	L8				
215 INDIA	1400000	59693	4200000	181610	7183
400 U STATES	2624437	172592	16714919	1211713	
CANDLES PARAFFINE WAX	4024437	232285	20914919	1393323	
	L8				
318 DENMARK			2797	1238	7184
335 GERMANY W			1000	332	
347 JAPAN	4480	815	26193	5634	
375 SWEDEN			304	312	
376 SWITZRLND	489	399	652	532	
389 IRELAND			110	53	
400 U STATES	6120	2040	85460	27432	
PRODUCTS OF PETROLEUM N O P	11089	3254	116516	35533	
	GAL				
100 U KINGDOM	40	97	5500	7206	7185
381 ALASKA	2673	1115	6781	3213	
400 U STATES	3241059	561129	19821104	3327745	
LIQUEFIED PETROLEUM GASES	3243772	562341	19833385	3338164	
	L8				
400 U STATES	15615367	313041	111950948	1793851	7186
NAPHTHA INCL SOLVENT NAPHTHA	15615367	313041	111950948	1793851	
	GAL				
100 U KINGDOM	33	326	117	916	7187
381 ALASKA	4680	1333	12188	3914	
400 U STATES	1044862	221799	7297457	1711008	
ARTIFICIAL ABRASIVE GRAINS	1049575	223458	7309762	1715838	
100 U KINGDOM				1548	7191
327 FRANCE				4965	
335 GERMANY W		282		282	
400 U STATES		132560		1109153	
DIAMONDS BLACK BORT FOR BORERS		132842		1115948	
	CARAT				
100 U KINGDOM	8152	68731	133471	971251	7192
207 UN SO AFR	25551	125762	174618	841575	
224 JAMAICA			912	8005	
306 BELGIUM	689	3790	34641	284339	
309 BRAZIL			1481	9671	
320 DOM REP			23	350	
338 HAITI			1251	2856	
339 HONDURAS			170	380	
354 NETHRLNDS			1255	10467	
376 SWITZRLND	100	267	100	267	
400 U STATES	114891	653761	715664	4311153	
DIATOMACEOUS EARTH	149383	852311	1063586	6440314	
	CWT				
318 DENMARK			601	637	7193
400 U STATES	40276	89913	252211	533725	
EMERY IN BULK	40276	89913	252812	534362	
335 GERMANY W		119		192	7194
400 U STATES		24262		134003	
GRINDING WHEELS BONDED		24381		134195	
100 U KINGDOM		8587		30737	7195
305 AUSTRIA				682	
306 BELGIUM				518	
318 DENMARK				91	
335 GERMANY W		4513		17312	
359 NORWAY		1673		13356	
375 SWEDEN		391		3295	
376 SWITZRLND				522	
400 U STATES		129477		1027184	
GRINDING STONES BLOCKS BONDED		144641		1093697	
100 U KINGDOM		336		2152	7196
335 GERMANY W				505	
347 JAPAN				90	
375 SWEDEN		489		489	
400 U STATES		36209		246872	
		37034		250108	

IMPORTS INTO CANADA FOR CONSUMPTION

137

Articles and Countries from which Imported	MONTH OF JUNE 1957		SIX MONTHS ENDED JUNE 1957		Class Number
	Quantities	Values (\$)	Quantities	Values (\$)	
GRINDSTONES 36 INCHES OR OVER	N0				7198
335 GERMANY W	7	1430	7	1430	
400 U STATES	36	4428	87	7785	
	43	5858	94	9215	
GRINDSTONES N O P	N0				7199
100 U KINGDOM	150	193	150	193	
400 U STATES	5	76	435	2205	
	155	269	585	2398	
PUMICE PUMICE STONE LAVA TUFF					7200
335 GERMANY W		84		84	
344 ITALY		1540		1924	
400 U STATES		20223		124731	
		21847		126739	
COATED ABRASIVE PAPER CLOTH					7202
100 U KINGDOM		2566		4380	
335 GERMANY W		819		4952	
359 NORWAY				1859	
400 U STATES		30966		422456	
		34351		433647	
MFRS OF ABRASIVES N O P					7203
100 U KINGDOM		592		14198	
335 GERMANY W		909		2571	
344 ITALY				230	
400 U STATES		46811		327835	
		48312		344834	
BUILDING STONE N O P	CWT				7210
400 U STATES	48056	45398	265951	262739	
	48056	45398	265951	262739	
GRANITE ROUGH					7215
326 FINLAND		3244		14762	
344 ITALY				1152	
359 NORWAY		4537		7991	
375 SWEDEN		17819		41846	
400 U STATES		15665		63058	
		41265		128809	
GRANITE SAWN					7216
207 UN SO AFR		895		895	
306 BELGIUM		1182		7527	
326 FINLAND				2880	
359 NORWAY				119	
375 SWEDEN				6483	
400 U STATES		11543		46915	
		13620		64819	
GRANITE MANUFACTURES					7218
100 U KINGDOM				88	
306 BELGIUM				8772	
326 FINLAND		4144		28648	
335 GERMANY W		4260		27282	
359 NORWAY				330	
375 SWEDEN		5374		38479	
400 U STATES		8071		28493	
		21849		132092	
GYP SUM	TON				7221
100 U KINGDOM	5	205	5	205	
352 MEXICO			40032	166441	
400 U STATES			67	2241	
	5	205	40104	168887	
LIME	CWT				7223
100 U KINGDOM	873	518	3948	2690	
400 U STATES	40299	25227	319417	193417	
	41172	25745	323365	196107	
PLASTER OF PARIS WALL PLASTER	CWT				7224
327 FRANCE	20	175	75	675	
344 ITALY			22	65	
400 U STATES	25767	33713	170714	221145	
	25787	33688	170811	221885	
CEMENT PORTLAND	CWT				7225
100 U KINGDOM	60228	47662	147645	134852	
306 BELGIUM	7923	12844	16756	27034	
318 DENMARK	3527	5131	11086	16408	
327 FRANCE	3153	4956	5990	9903	
335 GERMANY W	2625	4453	5364	9241	
400 U STATES	142322	156087	564697	637817	
	219778	231133	751538	835255	
CEMENT MANUFACTURES N O P					7226
100 U KINGDOM		9429		11538	
400 U STATES		67228		346514	
		76657		358052	
WHITE PORTLAND CEMENT CLINKER	CWT				7227
400 U STATES	26916	28390	149652	155866	
	26916	28390	149652	155866	
MARBLE ROUGH					7231
327 FRANCE				1014	
344 ITALY		120		4908	
400 U STATES		6796		21398	
		6916		27320	
MARBLE SAWN					7232
306 BELGIUM		889		8792	
344 ITALY		25658		85953	
366 PORTUGAL		461		461	
372 SPAIN				1902	
400 U STATES		23081		103618	
		50089		200726	
MARBLE FOR TOMBSTONES					7233
400 U STATES		3405		14863	
		3405		14863	

IMPORTS INTO CANADA FOR CONSUMPTION

Articles and Countries from which Imported	MONTH OF JUNE 1957		SIX MONTHS ENDED JUNE 1957		Class Number
	Quantities	Values (\$)	Quantities	Values (\$)	
MARBLE MANUFACTURES N O P					7234
100 U KINGDOM				199	
306 BELGIUM				6860	
327 FRANCE				187	
335 GERMANY W				4697	
344 ITALY		1699		10668	
366 PORTUGAL				251	
400 U STATES		143		3880	
		1842		26742	
MARBLE ORNAMENTAL FOR CHURCHES					7235
305 AUSTRIA				2488	
344 ITALY		16620		52107	
400 U STATES				206	
		16620		54801	
ROOFING SLATE					7241
100 U KINGDOM	SQ				
400 U STATES		494	3	494	
		184	746	15559	
		187	749	16053	
SLATE MANUFACTURES N O P					7243
100 U KINGDOM				2937	
344 ITALY		1240		1444	
400 U STATES		1250		4864	
		2490		9245	
BURRSTONES IN BLOCKS					7251
400 U STATES	NO			587	
			16	587	
CHALK CLIFF STONE MICA SCHIST					7252
100 U KINGDOM				59	
400 U STATES				3121	
				3180	
CHALK PREPARED					7253
400 U STATES				2847	
				2847	
CURLING STONES AND HANDLES					7254
100 U KINGDOM	PAIR				
		258	706	27639	
		258	706	27639	
FELDSPAR CRUDE ONLY					7255
	CWT				
FELDSPAR GROUND					7256
400 U STATES	CWT	65	2235	2594	
		65	2235	2594	
FLINT AND GROUND FLINT STONE					7257
400 U STATES	CWT	20	5845	10306	
		20	5845	10306	
FLUORSPAR					7258
100 U KINGDOM	CWT	269	1355	2319	
207 UN SO AFR			21811	20916	
352 MEXICO		32146	74378	82795	
400 U STATES		100	1608	5965	
		32515	99152	111995	
CANISTER					7259
400 U STATES	CWT	888	6603	4719	
		888	6603	4719	
MAGN CARB FOR RUBBER PRODUCTS					7260
400 U STATES	CWT		10	133	
			10	133	
MAG OX AND CARB FOR INSULATION					7261
100 U KINGDOM	CWT	392	1354	11062	
400 U STATES		2697	23726	74292	
		3089	25080	85354	
PHOSPHATE ROCK					7263
400 U STATES	CWT	1493607	4326589	1949541	
		1493607	4326589	1949541	
SILICA SAND					7264
400 U STATES	CWT	1053052	6832145	1128275	
		1053052	6832145	1128275	
SAND AND GRAVEL N O P					7265
100 U KINGDOM	TON	1120	1120	300	
375 SWEDEN			600	1500	
400 U STATES		27816	74732	128733	
		28936	76452	130533	
SILEX OR CRYSTALLIZED QUARTZ					7266
309 BRAZIL	CWT		9	12615	
400 U STATES		14915	189806	110504	
		14915	189815	123119	
STONE REFUSE					7267
359 NORWAY	TON	100	100	2500	
400 U STATES		67	150	2689	
		167	250	5189	
TALC OR SOAPSTONE					7268
327 FRANCE	CWT	101	211	573	
344 ITALY		3306	9914	21119	
400 U STATES		21921	135106	228588	
		25328	145231	250280	
WHITING GILDERS PARIS WHITE					7269
100 U KINGDOM	CWT	2836	19566	16034	
327 FRANCE		4800	10150	3071	
400 U STATES		4311	47637	107359	
		11947	77353	126464	
STONE AND MANUFACTURES N O P					7270
100 U KINGDOM				1327	
231 HONG KONG		148		184	
344 ITALY		2245		7567	
400 U STATES		2144		11634	
		4537		20712	

IMPORTS INTO CANADA FOR CONSUMPTION

139

Articles and Countries from which Imported	MONTH OF JUNE 1957		SIX MONTHS ENDED JUNE 1957		Class Number
	Quantities	Values (\$)	Quantities	Values (\$)	
ROOFING GRANULES					
400 U STATES	CWT				7271
	177445	182986	718837	715835	
	177445	182986	718837	715835	
STONE CRUSHED					
400 U STATES	TON				7272
	152725	167073	318761	427962	
	152725	167073	318761	427962	
QUARTZ PIEZO ELECTRIC					
100 U KINGDOM	LB		22	684	7273
309 BRAZIL		770	2207	5762	
400 U STATES		175	3181	2083	
		945	5388	7867	
MAGNESIA DEAD BURNED SINTERED					
100 U KINGDOM	CWT		132	1634	7274
400 U STATES		5927	23985	44189	
		5927	23985	44321	
MAGNESIA CAUSTIC CALCINED					
100 U KINGDOM	CWT		192	1827	7275
354 NETHRLNDS			443	1311	
400 U STATES		3616	12077	16750	
		3616	12077	17385	
ELECTRIC OR BLAST FURNACE SLAG					
400 U STATES	CWT				7280
		131907	20253	352747	
		131907	20253	352747	
BARYTES					
335 GERMANY W	CWT	400	441	3058	7281
344 ITALY				800	
400 U STATES		1100	2517	9292	
		1500	2958	13150	
CARBONS 3 TO 35 INCHES CIRCUM					
100 U KINGDOM			696	15264	7282
327 FRANCE			948	11391	
400 U STATES			46868	307003	
			48512	333658	
CARBONS OVER 35 INCHES CIRCUM					
327 FRANCE				299	7283
347 JAPAN			2398	6316	
400 U STATES			90231	487627	
			93329	494242	
ELECTRIC LIGHT CARBONS N O P					
100 U KINGDOM	LB				7284
400 U STATES		468	1092	3393	
		634	1535	67599	
		1102	2627	70992	
CRAYONS					
100 U KINGDOM			1102	3227	7285
327 FRANCE				1148	
335 GERMANY W			1241	8990	
344 ITALY			784	1535	
347 JAPAN			382	2654	
400 U STATES			22086	193397	
			25595	210951	
DIAMONDS UNSET					
100 U KINGDOM	CARAT	205	29965	3594	7286
207 UN SO AFR		77	21038	321	
224 JAMAICA				8	
306 BELGIUM		2924	383961	16137	
335 GERMANY W		28	2017	109	
354 NETHRLNDS		328	57508	1499	
360 ISRAEL		959	101319	5083	
376 SWITZRLND				9	
400 U STATES		393	65407	4463	
		4914	661215	31223	
EARTHS CRUOE ONLY					
335 GERMANY W				894	7287
400 U STATES			328	1417	
			328	2311	
FOUNDRY FACINGS OF ALL KINDS					
352 MEXICO			1194	1194	7288
400 U STATES			5757	77698	
			6951	78892	
FULLERS EARTH IN BULK ONLY					
100 U KINGDOM				698	7289
400 U STATES			8080	81477	
			8080	82175	
GAS IMPORTED BY PIPE LINE					
400 U STATES	M FT				7290
		2879162	758653	15479752	
		2879162	758653	15479752	
INSULATORS ELECTRIC N O P					
100 U KINGDOM			12016	50457	7291
317 CZECHO S				1070	
359 NORWAY				628	
376 SWITZRLND				2020	
400 U STATES			37736	294562	
			49752	348737	
MAGNESIA PIPE COVERING					
100 U KINGDOM			4913	15609	7292
400 U STATES			8154	44408	
			13067	60017	
MINERAL WOOL N O P					
400 U STATES	LB				7295
		161356	22353	1081084	
		161356	22353	1081084	
SALT TABLE					
100 U KINGDOM	CWT			90	7296
400 U STATES				469	
		7	419	811	
		7	419	901	

IMPORTS INTO CANADA FOR CONSUMPTION

Articles and Countries from which Imported	MONTH OF JUNE 1957		SIX MONTHS ENDED JUNE 1957		Class Number
	Quantities	Values (\$)	Quantities	Values (\$)	
SALT FOR FISHERIES	CWT				7297
224 JAMAICA	12760	2109	36034	5953	
227 BAHAMAS	6720	1275	67536	12312	
344 ITALY			182560	29262	
372 SPAIN	263753	44645	485740	89325	
400 U STATES			162	234	
	283233	48029	772032	137086	
SALT IN BULK N O P	CWT				7298
400 U STATES	294642	68970	1481983	330322	
	294642	68970	1481983	330322	
SALT IN BAGS BARRELS	CWT				7299
100 U KINGDOM	2546	3098	10438	13461	
400 U STATES	20931	19330	144555	117278	
	23477	22428	154993	130739	
SULPHUR AND BRIMSTONE	CWT				7300
400 U STATES	1101111	1318006	2675232	3229600	
	1101111	1318006	2675232	3229600	
MINERAL SUBSTANCES N O P					7301
100 U KINGDOM		50652		137309	
205 RHOD NYAS		64534		285690	
207 UN SO AFR		112240		326889	
231 HONG KONG		357		1123	
306 BELGIUM		674		3887	
318 DENMARK				168	
327 FRANCE		636		2009	
335 GERMANY W		2401		7213	
344 ITALY		7106		25556	
347 JAPAN		748		1008	
354 NETHRLNDS				908	
376 SWITZRLND		221		349	
390 GERMANY E				569	
400 U STATES		402592		2786899	
		642161		3579577	
VERMICULITE CRUDE					7302
207 UN SO AFR		12405		34269	
400 U STATES		21702		111946	
		34107		146215	
ASPHALT TILE FOR FLOORING	SQ FT				7303
400 U STATES	19227	1984	494816	47302	
	19227	1984	494816	47302	
ANDALUSITE KYANITE MULLITE ETC	CWT				7304
400 U STATES	1744	4079	14716	46800	
	1744	4079	14716	46800	

IMPORTS INTO CANADA FOR CONSUMPTION

141

Articles and Countries from which Imported	MONTH OF JUNE 1957		SIX MONTHS ENDED JUNE 1957		Class Number
	Quantities	Values (\$)	Quantities	Values (\$)	
GROUP B					
CHEMICALS AND ALLIED PRODUCTS					
ACID BORACIC 25 LBS OR OVER 400 U STATES	LB 242940	12317	1557512	111312	8001
	242940	12317	1557512	111312	
ACID HYDROFLUOSILICIC 400 U STATES	LB 26340	1648	108466	8479	8002
	26340	1648	108466	8479	
ACID MURIATIC 400 U STATES	LB 427524	5869	1640760	21135	8003
	427524	5869	1640760	21135	
ACETYSALICYLIC ACID 100 U KINGDOM 400 U STATES	LB 15232 15610	8651 7416	333590 121998	180313 56317	8004
	30842	16067	455588	236630	
ACID NITRIC 400 U STATES	LB 12428	887	121066	8869	8005
	12428	887	121066	8869	
ACID PHOSPHORIC 400 U STATES	LB 5500	787	164036	10157	8006
	5500	787	164036	10157	
ACID SULPHURIC 400 U STATES	LB 2000	93	1255720	25558	8008
	2000	93	1255720	25558	
ACID LACTIC 100 U KINGDOM 318 DENMARK 335 GERMANY W 354 NETHRLNDS 400 U STATES	LB 28160	9161	110953	27984	8009
			15432	2868	
			11343	2301	
	10296	3031	22137	6143	
	4080	611	32228	5324	
	42536	12803	192093	44620	
ACID NICOTINIC 327 FRANCE 376 SWITZRLND 400 U STATES	LB		444	1921	8010
			330	757	
			44202	96360	
			44976	99038	
SALICYLIC ACID 100 U KINGDOM 400 U STATES	LB 1800	735	8720	4504	8011
	1800	735	10688	4198	
			19408	8702	
ACID ACETIC AND PYROLIGNEOUS 400 U STATES	GAL 243	126	556	386	8012
	243	126	556	386	
ACID CRESYLIC 100 U KINGDOM 400 U STATES	LB 20240	1773	136754	11825	8015
	67971	18636	104254	22009	
	88211	20409	241008	33834	
XANTHATES FOR ORES 335 GERMANY W 400 U STATES	LB 26455	4173	37888	5985	8016
	594900	158377	3588170	913792	
	621355	162550	3626058	919777	
ACID OXALIC 327 FRANCE 335 GERMANY W 354 NETHRLNDS 400 U STATES	LB 22046	2314	22090	2218	8017
	2100	338	162740	17879	
	24146	2652	80137	8405	
			67186	11079	
			332153	39581	
ACID TANNIC 100 U KINGDOM 376 SWITZRLND 400 U STATES	LB 504	459	5918	4995	8020
			8812	8953	
			3969	4946	
	504	459	18699	18894	
TARTARIC ACID CRYSTAL OR POWD 100 U KINGDOM 327 FRANCE 335 GERMANY W 344 ITALY 400 U STATES	LB 3360	1212	213920	73964	8021
			2205	670	
			2205	696	
			34440	11061	
			700	583	
	3360	1212	253470	86974	
ACIOS N O P 100 U KINGDOM 306 BELGIUM 318 DENMARK 327 FRANCE 335 GERMANY W 344 ITALY 352 MEXICO 376 SWITZRLND 400 U STATES	LB 78437	19508	545933	136744	8022
			220	507	
			496	1319	
	2641	1133	4337	4712	
	88	92	192661	57822	
			77	896	
			1902	2853	
	500	268	1110	1893	
	617873	121768	3861607	850619	
	699539	142769	4608343	1057365	
ACID ARSENIC 400 U STATES	LB		519631	18262	8023
			519631	18262	
ASCORBIC ACID 347 JAPAN 376 SWITZRLND 400 U STATES				4608	8024
				11115	
		6885		87843	
		6885		103566	
ACID FORMIC 335 GERMANY W 354 NETHRLNDS	LB 60130	6289	524512	54253	8025
	24753	2026	77221	6464	

IMPORTS INTO CANADA FOR CONSUMPTION

Articles and Countries from which Imported	MONTH OF JUNE 1957		SIX MONTHS ENDED JUNE 1957		Class Number
	Quantities	Values (\$)	Quantities	Values (\$)	
400 U STATES			6896	1145	
ACID CHROMIC	84883	8315	608629	61862	8026
100 U KINGDOM			102000	27081	
335 GERMANY W			8818	2213	
400 U STATES	138600	37379	552930	148127	
ACID CARBOLIC OR PHENOL	138600	37379	663748	177421	8027
400 U STATES	291340	50143	3222820	557980	
AMYL ALCOHOL	291340	50143	3222820	557980	8032
400 U STATES	149	311	7113	10247	
BUTYL ALCOHOL	149	311	7113	10247	8034
100 U KINGDOM			1120	380	
400 U STATES	55147	6353	337191	39416	
METHYL ETHYL KETONE ETC	55147	6353	338311	39796	8035
400 U STATES	507392	62939	2742368	339081	
ETHYL AND METHYL ALCOHOL	507392	62939	2742368	339081	8036
381 ALASKA			169	609	
400 U STATES	8998	3717	1089755	333412	
RUM TO BE DENATURED	8998	3717	1089924	334021	8037
224 JAMAICA			389	432	
400 U STATES			105	172	
ISOPROPYL ALCOHOL			494	604	8038
400 U STATES	3491	1586	9812	26133	
CELLULOSE ACETATE PHOTO FILM	3491	1586	9812	26133	8046
400 U STATES		64063		624373	
COLLODION FOR FILMS ENGRAVERS		64063		624373	8047
400 U STATES			25	75	
CAFFEINE AND SALTS			25	75	8052
100 U KINGDOM			175	783	
335 GERMANY W	6000	12074	47865	96576	
354 NETHRLNDS	11300	27413	24500	58913	
376 SWITZRLND			4400	8034	
COCAINE	17300	39487	76940	164306	8053
100 U KINGDOM			245	2985	
CODEINE AND SALTS			245	2985	8054
100 U KINGDOM	6009	27248	21025	98277	
215 INOIA			10000	63804	
335 GERMANY W			500	2024	
OPIUM DERIVATIVES N O P	6009	27248	31525	164105	8056
100 U KINGDOM			1578	6701	
215 INOIA			50	440	
327 FRANCE	154	1336	208	1700	
354 NETHRLNDS			1006	1853	
400 U STATES	88	574	288	1409	
OPIUM	242	1910	3130	12103	8057
100 U KINGDOM			30	357	
QUININE SALTS			30	357	8059
335 GERMANY W			5904	1310	
400 U STATES	1100	273	30506	10338	
STRYCHNINE AND SALTS	1100	273	36410	11648	8060
100 U KINGDOM			3160	2303	
PREPARATIONS WEED KILLING			3160	2303	8069
100 U KINGDOM				330251	
318 DENMARK				84708	
335 GERMANY W				19481	
354 NETHRLNDS		9969		36467	
400 U STATES		461613		2172999	
NICOTINE AND SALT FOR SPRAYING		471582		2643906	8070
100 U KINGDOM			3000	2183	
400 U STATES	1350	1474	11587	8004	
CHLOROPICRIN INSECTICIDES	1350	1474	14587	10187	8071
400 U STATES		3155		38998	
SPRAYS IN PKGS NOT OVER 3 LBS		3155		38998	8072
100 U KINGDOM		11310		23930	
335 GERMANY W				154	
400 U STATES		20488		162666	
DISINFECTANTS DIPS SPRAYS NOP		31798		186750	8073
100 U KINGDOM		28347		172176	
318 DENMARK				32783	
327 FRANCE				6863	
335 GERMANY W		1433		43321	
359 NORWAY				301	
375 SWEDEN		3373		373	
376 SWITZRLND				36765	
400 U STATES		741371		5165528	
		774524		5461110	

IMPORTS INTO CANADA FOR CONSUMPTION

143

Articles and Countries from which Imported	MONTH OF JUNE 1957		SIX MONTHS ENDED JUNE 1957		Class Number
	Quantities	Values (\$)	Quantities	Values (\$)	
MEDICINAL PREPARATIONS DRY					8074
100 U KINGDOM		58538		373659	
231 HONG KONG		2706		27846	
234 AUSTRALIA				2052	
305 AUSTRIA		125		125	
306 BELGIUM				2403	
318 DENMARK				4722	
327 FRANCE		10628		77806	
335 GERMANY W		10609		46082	
344 ITALY		110		110	
347 JAPAN		429		1412	
354 NETHRLNDS		864		4569	
375 SWEDEN				77	
376 SWITZRLND		55221		316803	
390 GERMANY E				1046	
400 U STATES		391965		2703303	
		531195		3562015	
MEDICINAL PREPARATIONS LIQUID					8075
100 U KINGDOM		6432		25503	
231 HONG KONG		842		4837	
327 FRANCE		645		25095	
335 GERMANY W				1881	
344 ITALY		1141		2084	
347 JAPAN		445		925	
354 NETHRLNDS				1530	
375 SWEDEN		262		571	
376 SWITZRLND		3614		9577	
400 U STATES		122123		878973	
		135504		950976	
MEDICINAL PREPARATIONS OTHER					8076
100 U KINGDOM				121	
231 HONG KONG		736		3221	
327 FRANCE		6121		33028	
335 GERMANY W				210	
344 ITALY		582		674	
347 JAPAN				192	
376 SWITZRLND		823		1752	
400 U STATES		5595		56792	
		13857		95990	
MEDICATED WINES UNDER 40 PROOF	GAL				8077
MENTHOL NATURAL OR SYNTHETIC					8078
100 U KINGDOM		2085		6801	
234 AUSTRALIA				3070	
309 BRAZIL				46237	
313 CHINA				5783	
335 GERMANY W				2041	
347 JAPAN				22932	
354 NETHRLNDS				11364	
393 TAIWAN				3677	
400 U STATES		121		27491	
		2206		129396	
PAPAIN					8079
100 U KINGDOM				845	
203 B E AFR				21498	
217 CEYLON				3257	
400 U STATES				6828	
				32428	
SPIRITS AND STRONG WATERS	GAL				8081
100 U KINGDOM		200	127	1060	
231 HONG KONG	1791	6775	6568	25821	
327 FRANCE			1	146	
335 GERMANY W			5	278	
344 ITALY			1	82	
376 SWITZRLND	1	113	2	173	
400 U STATES	618	6957	1568	24496	
	2416	14045	8272	52056	
EXTRACT OF CASCARA SAGRAOA					8082
400 U STATES		1585		19382	
		1585		19382	
PENICILLIN AND PRODUCTS					8083
100 U KINGDOM		1304		13599	
305 AUSTRIA				20192	
318 DENMARK				7141	
400 U STATES		6180		330774	
		7484		371706	
STREPTOMYCIN AND PRODUCTS					8084
100 U KINGDOM		1460		2925	
400 U STATES		15299		58972	
		16759		61897	
SULPHA DRUGS					8085
100 U KINGDOM		2252		40307	
318 DENMARK				22554	
327 FRANCE				16441	
335 GERMANY W				699	
354 NETHRLNDS		2674		19173	
376 SWITZRLND				17648	
400 U STATES		8472		123714	
		13398		240536	
ANTIBIOTICS N O P					8086
100 U KINGDOM		1249		47747	
318 DENMARK				3715	
327 FRANCE				1450	
400 U STATES		239332		1873657	
		240581		1926569	

IMPORTS INTO CANADA FOR CONSUMPTION

Articles and Countries from which Imported	MONTH OF JUNE 1957		SIX MONTHS ENDED JUNE 1957		Class Number
	Quantities	Values (\$)	Quantities	Values (\$)	
ANILINE DYES 1 LB OR OVER	LB				8091
100 U KINGDOM	51767	57337	527724	568517	
306 BELGIUM			7761	7190	
327 FRANCE	16375	29843	94854	137504	
335 GERMANY W	25617	36241	238673	299191	
344 ITALY			4828	2975	
354 NETHRLNDS	5460	4861	19125	18803	
376 SWITZRLND	48131	89287	344437	644857	
400 U STATES	223048	324111	1883385	2549666	
	370398	541680	3120787	4228703	
ANILINE AND COAL TAR DYES NOP	LB				8092
100 U KINGDOM	775	1037	1275	1942	
318 DENMARK	4550	4679	4550	4679	
376 SWITZRLND	110	248	110	248	
400 U STATES	4124	23288	19740	116344	
	9559	29252	25675	123213	
ANILINE OIL CRUDE	LB				8093
400 U STATES			26625	5074	
			26625	5074	
ANILINE SALTS AND ALIZARIN	LB				8094
100 U KINGDOM	500	650	17160	17799	
335 GERMANY W	1598	511	2259	638	
400 U STATES	600	202	865	485	
	2698	1363	20284	18922	
COAL TAR BASE OR SALT FOR DYES	LB				8095
100 U KINGDOM	10988	9415	63236	58121	
306 BELGIUM			2700	2062	
327 FRANCE	3306	1689	3306	1689	
335 GERMANY W	56945	30272	131619	104129	
344 ITALY			22685	13639	
354 NETHRLNDS			744	676	
376 SWITZRLND			12036	9946	
400 U STATES	20314	22741	248125	248118	
	91553	64117	484451	438380	
CAMWOOD AND SUMAC AND EXTRACT	CWT				8103
400 U STATES	9	95	46	500	
	9	95	46	500	
CHEM COMP FOR DYEING TANNING NOP	CWT				8104
100 U KINGDOM	775	17259	4810	102199	
327 FRANCE			530	11301	
335 GERMANY W	595	7784	5811	116876	
344 ITALY			22	1967	
376 SWITZRLND	66	3313	547	27504	
400 U STATES	15253	84721	95203	540044	
	16689	113077	106923	799891	
BASIC CHROMIC SULPHATE	CWT				8105
100 U KINGDOM			3036	23858	
335 GERMANY W	124	996	834	7520	
400 U STATES	2109	20743	12177	121817	
	2233	21739	16047	153195	
INDIGO INDIGO PASTE OR EXTRACT	CWT				8106
100 U KINGDOM	125	10742	648	53904	
400 U STATES			1	92	
	125	10742	649	53996	
IRON AND RED LIQUOR FOR DYEING	CWT				8107
400 U STATES			5	50	
			5	50	
LOGWOOD AND FUSTIC EXTRACT	CWT				8109
400 U STATES	49	1332	360	12329	
	49	1332	360	12329	
QUEBRACHO EXTRACT	CWT				8111
304 ARGENTINA	1423	14509	22650	238652	
362 PARAGUAY			2581	25975	
400 U STATES	841	8776	3102	30730	
	2264	23285	28333	295357	
TERRA JAPONICA GAMBIER CUTCH	CWT				8113
100 U KINGDOM	152	1935	788	9581	
219 BEL OTHER	50	469	50	469	
400 U STATES	28	325	28	325	
	230	2729	866	10375	
TURMERIC	CWT				8114
215 INDIA	238	2624	1023	11300	
224 JAMAICA			112	976	
400 U STATES			67	712	
	238	2624	1202	12988	
NON EDIBLE SEEDS BEANS NUTS	CWT				8115
100 U KINGDOM			1	97	
224 JAMAICA			358	1068	
400 U STATES	117	2586	463	9012	
	117	2586	822	10177	
CHESTNUT EXTRACT	CWT				8116
327 FRANCE	110	986	330	3360	
344 ITALY			8488	82781	
400 U STATES			1653	14928	
	110	986	10471	101069	
SPRUCE EXTRACT	CWT				8117
400 U STATES			501	2865	
			501	2865	
MYROBALAN EXTRACT	CWT				8118
100 U KINGDOM			775	7104	
400 U STATES			1108	7234	
			1883	14338	
WATTLE EXTRACT	CWT				8119
203 S E AFR	554	4271	1112	9481	
207 UN SO AFR			5322	43239	
400 U STATES			1247	10824	
	554	4271	7681	63544	

IMPORTS INTO CANADA FOR CONSUMPTION

145

Articles and Countries from which Imported	MONTH OF JUNE 1957		SIX MONTHS ENDED JUNE 1957		Class Number
	Quantities	Values (\$)	Quantities	Values (\$)	
HEMLOCK EXTRACT 400 U STATES	CWT 240	1727	489	3499	8120
	240	1727	489	3499	
EXTRACTS N O P DYEING TANNING	CWT				8121
100 U KINGDOM		255	115	2256	
219 BEI OTHER			45	391	
234 AUSTRALIA			226	1757	
335 GERMANY W			3	57	
379 TURKEY			827	7817	
400 U STATES	1190	14337	12589	75004	
	1190	14592	13805	87282	
BINITROTOLUOL FOR EXPLOSIVES	LB		10000	5376	8131
400 U STATES			10000	5376	
NITRATE COMPOUNDS NOP FOR EXPL	LB				8132
100 U KINGDOM			32400	3742	
335 GERMANY W	80072	3874	80072	3874	
400 U STATES	55200	6015	524900	61329	
	135272	9889	637372	68945	
BLASTING AND MINING POWDER	LB				8133
DYNAMITE AND NITRO GLYCERINE	LB				8134
381 ALASKA	1000	335	1000	335	
400 U STATES	229750	48640	282600	62012	
	230750	48975	283600	62347	
FIREWORKS FIRECRACKERS					8135
100 U KINGDOM		830		55316	
231 HONG KONG		2262		83425	
335 GERMANY W				1179	
347 JAPAN				2996	
354 NETHRLNDS		774		774	
375 SWEDEN				9061	
400 U STATES		4002		37594	
		7868		190345	
FUSE NON METALLIC					8136
100 U KINGDOM		500		569	
400 U STATES		19870		26067	
		20370		26636	
GUN RIFLE SPORTING POWDER	LB				8137
100 U KINGDOM			41755	14139	
400 U STATES	22774	19853	202993	178068	
	22774	19853	244748	192207	
EXPLOSIVES N O P	LB				8138
400 U STATES	46780	33902	167675	124333	
	46780	33902	167675	124333	
NITROGEN SOLUTION	CWT				8149
400 U STATES	38248	113282	377230	1078224	
	38248	113282	377230	1078224	
NITROGEN FERTILIZER N O P	CWT				8150
359 NORWAY			200	541	
400 U STATES			430	614	
			630	1155	
AMMONIUM SULPHATE	CWT				8151
100 U KINGDOM	427	1464	2654	8431	
335 GERMANY W			1102	2423	
400 U STATES	1817	3288	21293	37905	
	2244	4752	25049	48759	
BASIC SLAG	CWT				8152
POTASH MURIATE OF	CWT				8155
327 FRANCE			221330	354555	
335 GERMANY W			75000	81725	
400 U STATES	98005	102574	947992	1064655	
	98005	102574	1244322	1500935	
POTASH SULPHATE OF	CWT				8156
327 FRANCE			5037	11112	
400 U STATES	9118	14830	132653	215677	
	9118	14830	137690	226789	
SODA NITRATE OR CUBIC NITRE	CWT				8157
100 U KINGDOM			762	3226	
312 CHILE			6206	16239	
400 U STATES	8528	18376	181986	386588	
	8528	18376	188954	406053	
TRIPLE SUPERPHOSPHATE	CWT				8161
400 U STATES	118088	263511	344612	771190	
	118088	263511	344612	771190	
SUPERPHOSPHATE N O P	CWT				8162
400 U STATES	242654	215544	1638429	1581021	
	242654	215544	1638429	1581021	
PHOSPHATE FERTILIZER N O P	CWT				8163
306 BELGIUM			1000	3305	
400 U STATES	5860	22984	33739	115107	
	5860	22984	34739	118412	
SULPHATE OF POTASH MAGNESIA	CWT				8164
400 U STATES	1228	789	24216	16218	
	1228	789	24216	16218	
POTASH FERTILIZER N O P	CWT				8165
FERTILIZER MIXED	CWT				8166
100 U KINGDOM	2	1449	306	6740	
400 U STATES	3123	28029	177897	680321	
	3125	29478	178203	687061	
FERTILIZER MATERIALS N O P	CWT				8167
100 U KINGDOM			73	1233	
335 GERMANY W			400	1808	
400 U STATES	10989	18521	75686	164006	
	10989	18521	76159	167047	

IMPORTS INTO CANADA FOR CONSUMPTION

Articles and Countries from which Imported	MONTH OF JUNE 1957		SIX MONTHS ENDED JUNE 1957		Class Number	
	Quantities	Values (\$)	Quantities	Values (\$)		
LITHARGE						
100 U KINGDOM	CWT	1265	22540	3302	57250	8171
400 U STATES		761	13307	7581	137473	
		2026	35847	10883	194723	
LEAD RED DRY ORANGE MINERAL						
100 U KINGDOM	LB	96000	15176	271988	44038	8172
400 U STATES		204	54	25154	4649	
		96204	15230	297142	48687	
LEAD WHITE DRY						
400 U STATES	LB	2000	382	4327	1206	8173
		2000	382	4327	1206	
LEAD WHITE GROUND IN OIL						
400 U STATES	LB			5146	1034	8174
				5146	1034	
ANTIMONY OXIDE						
100 U KINGDOM	LB	20000	4512	100000	22711	8179
306 BELGIUM		5040	1060	5040	1060	
335 GERMANY W		44090	11520	44090	11520	
400 U STATES		10000	2690	42937	11106	
		79130	19782	192067	46397	
LAMP BLACK						
100 U KINGDOM	LB	2240	161	2240	161	8180
400 U STATES		8500	2273	64866	13532	
		10740	2434	67106	13693	
TITANIUM OXIDE						
100 U KINGDOM	LB	1483000	312483	11468860	2368105	8181
335 GERMANY W				330	190	
400 U STATES		2894724	446687	27200643	3929379	
		4377724	759170	38669833	6297674	
CARBON BLACK						
400 U STATES	LB	2702462	179315	22005241	1392626	8182
		2702462	179315	22005241	1392626	
BONE BLACK AND IVORY BLACK						
400 U STATES	LB	10500	1907	102870	18502	8183
		10500	1907	102870	18502	
BLANC FIXE						
100 U KINGDOM	LB	1500	154	9448	2684	8184
306 BELGIUM		30000	1063	40000	1434	
335 GERMANY W		3000	117	67136	2016	
400 U STATES		18780	1830	103935	9439	
		53280	3164	220519	15573	
BRONZE POWDER						
100 U KINGDOM	LB			143	138	8185
335 GERMANY W		2000	1296	3389	2140	
400 U STATES		385	568	7546	9515	
		2385	1864	11078	11793	
LITHOPONE						
100 U KINGDOM	LB	30000	1972	289200	20440	8186
306 BELGIUM				40000	2396	
335 GERMANY W				193551	12830	
354 NETHRLNDS				113069	6578	
400 U STATES		76000	6159	734571	59495	
		106000	8131	1370391	101739	
OXIDE OF COBALT						
400 U STATES	LB			3000	6784	8187
				3000	6784	
OXIDE OF COPPER						
100 U KINGDOM	LB	2240	910	103520	44926	8188
400 U STATES		1131	1024	10150	9994	
		3371	1934	113670	54920	
OXIDES FILLERS COLOURS DRY NOP						
100 U KINGDOM	LB	95424	28392	573501	203919	8189
318 DENMARK		3000	2799	41200	19767	
327 FRANCE				35	154	
335 GERMANY W		41501	3340	394815	23407	
354 NETHRLNDS				200	179	
372 SPAIN		40000	731	215464	4413	
376 SWITZRLNO				385	860	
400 U STATES		501641	247667	3559294	1478182	
		681566	282929	4784894	1730881	
PARIS GREEN DRY						
400 U STATES	LB	500	136	34000	9393	8190
		500	136	34000	9393	
SATIN WHITE						
400 U STATES	LB	75822	1270	547196	9197	8191
		75822	1270	547196	9197	
ULTRAMARINE BLUE DRY OR PULP						
100 U KINGDOM	LB	23920	4684	120287	22959	8192
400 U STATES		17200	4918	72410	20919	
		41120	9602	192697	43878	
ZINC WHITE OXIDE						
100 U KINGDOM	LB			62400	7236	8193
400 U STATES		96946	13949	783698	108398	
		96946	13949	846098	115634	
OXIDE OF TIN						
100 U KINGDOM	LB	1792	1684	22980	21546	8194
400 U STATES				200	209	
		1792	1684	23180	21755	
OCHRES SIENNAS AND UMBERS						
100 U KINGDOM	LB	6400	219	61680	2167	8201
335 GERMANY W				220	149	
375 SWEDEN				46973	1256	
400 U STATES		115975	6287	979190	36937	
		122375	6506	1088063	40509	
PUTTY						
100 U KINGDOM	LB			3400	208	8202

IMPORTS INTO CANADA FOR CONSUMPTION

147

Articles and Countries from which Imported	MONTH OF JUNE 1957		SIX MONTHS ENDED JUNE 1957		Class Number
	Quantities	Values (\$)	Quantities	Values (\$)	
400 U STATES	59929	10628	290137	51743	
ARTISTS AND CHILDRENS COLOURS	59929	10628	293537	51951	8211
100 U KINGDOM		41133		164674	
306 BELGIUM				133	
327 FRANCE				1678	
335 GERMANY W		1273		3908	
347 JAPAN		88		2242	
354 NETHRLNDS		293		1368	
400 U STATES		11812		157107	
GOLD LIQUID PAINT		54599		331110	8212
400 U STATES		1805		4996	
LIQUID FILLERS AND PAINTS NOP		1805		4996	8213
100 U KINGDOM	GAL 2736	11772	6824	28734	
236 NEW ZEAL	40	258	120	777	
306 BELGIUM			16	100	
318 DENMARK			120	546	
335 GERMANY W	29	194	668	2033	
344 ITALY			150	450	
347 JAPAN			36	95	
354 NETHRLNDS	7	57	52	438	
359 NORWAY			220	919	
375 SWEDEN			5	85	
376 SWITZRLND			90	147	
400 U STATES	61770	219410	310917	1165853	
SPIRIT VARNISHES AND LACQUERS	64582	231691	319218	1200177	8214
100 U KINGDOM	GAL 108	424	1060	8065	
318 DENMARK			50	232	
335 GERMANY W	42	160	707	4517	
376 SWITZRLND			77	683	
400 U STATES	8672	37994	44674	208446	
STAINS AND OXIDES	8822	38578	46568	221943	8215
100 U KINGDOM	LB 995	1569	9760	11994	
335 GERMANY W		462	462	146	
400 U STATES	28285	23804	168512	149108	
VARNISHES LACQUERS JAPANS NOP	29742	25519	178734	161248	8216
100 U KINGDOM	GAL 37	342	1866	7063	
318 DENMARK	72	142	121	264	
327 FRANCE			29	139	
335 GERMANY W	12	306	17	452	
375 SWEOM			440	1097	
400 U STATES	25365	60983	154998	432026	
ALCOHOLIC PERFUMES UNDER 4 OZ	25486	61773	157471	441041	8221
100 U KINGDOM		1490		12684	
231 HONG KONG				55	
316 CUBA				54	
327 FRANCE		20750		114222	
335 GERMANY W		2937		19284	
344 ITALY				2940	
354 NETHRLNDS				609	
372 SPAIN				123	
400 U STATES		31488		87115	
ALCOHOLIC PERFUMES OVER 4 OZ		56665		237086	8222
100 U KINGDOM	GAL 21	2327	226	14510	
218 MALAYA	16	108	16	108	
231 HONG KONG			11	108	
327 FRANCE	148	861	448	20401	
335 GERMANY W	14	268	146	2683	
354 NETHRLNDS			3	271	
400 U STATES	60	1040	311	5150	
PERFUMERY TOILET PREPARATIONS	259	4604	1161	43231	8224
100 U KINGDOM		4493		37296	
231 HONG KONG				127	
327 FRANCE		6310		33793	
335 GERMANY W		4746		68113	
344 ITALY		818		4932	
354 NETHRLNDS		84		7846	
375 SWEDEN		291		414	
376 SWITZRLND				245	
400 U STATES		68960		384081	
CASTILE SOAP		85702		536847	8231
327 FRANCE	LB		2904	422	
372 SPAIN	2000	305	2000	305	
400 U STATES			3342	1320	
COMMON OR LAUNDRY SOAP	2000	305	8246	2047	8232
100 U KINGDOM	LB		2221	193	
327 FRANCE	28440	3210	28440	3210	
354 NETHRLNDS			1201	122	
400 U STATES	29000	4011	517895	74455	
LIQUID SOAP	57440	7221	549757	77980	8234
100 U KINGDOM	LB		8528	871	
400 U STATES	103057	20876	946087	196824	
SOAP POWDERS AND FLAKES	103057	20876	954615	197695	8235
100 U KINGDOM	LB 13440	1093	55980	6881	

IMPORTS INTO CANADA FOR CONSUMPTION

Articles and Countries from which Imported	MONTH OF JUNE 1957		SIX MONTHS ENDED JUNE 1957		Class Number
	Quantities	Values (\$)	Quantities	Values (\$)	
400 U STATES	569789	89161	3156068	477281	
TOILET SOAP N O P	583229	90254	3212048	484162	8236
100 U KINGDOM		7438		39222	
305 AUSTRIA				618	
306 BELGIUM		1842		6038	
318 DENMARK		235		235	
327 FRANCE		538		3019	
335 GERMANY W		1347		5465	
344 ITALY				149	
354 NETHRLNDS		53		1100	
372 SPAIN				435	
375 SWEDEN		370		370	
389 IRELAND		151		151	
400 U STATES		192471		276904	
WHALE OIL SOAP		204445		333706	8237
100 U KINGDOM	LB 5600	315	19040	1061	
400 U STATES	2918	284	12343	1398	
SOAP N O P	8518	599	31383	2459	8238
100 U KINGDOM		472		6836	
327 FRANCE				316	
335 GERMANY W				1247	
376 SWITZRLND		267		603	
400 U STATES		11488		68963	
ALUM IN BULK NOT CALCINED		12227		77965	8251
100 U KINGDOM	CWT 1319	4195	5571	18139	
335 GERMANY W			106	755	
354 NETHRLNDS			264	333	
400 U STATES		978	2617	12811	
CHLORIDE OF ALUMINUM	1488	5173	8558	32038	8252
400 U STATES	CWT 1191	10421	12268	173473	
SULPHATE OF IRON COPPERAS	1191	10421	12268	173473	8253
100 U KINGDOM	CWT 113	266	1657	2291	
400 U STATES		262	8682	13997	
SULPHATE OF ALUMINA ALUM CAKE	375	976	10339	16288	8254
100 U KINGDOM	CWT 999	1781	22211	41083	
335 GERMANY W			2265	3912	
400 U STATES		5195	34837	64644	
AMMONIA NITRATE	6194	11768	59313	109639	8261
100 U KINGDOM	LB		560	61	
400 U STATES		23700	157109	11609	
SAL AMMONIAC	23700	2081	157669	11670	8262
100 U KINGDOM	LB		170630	11643	
335 GERMANY W		11100	44200	1632	
400 U STATES		26750	72884	6128	
SAL AMMONIAC SKIMMINGS	37850	2008	287714	19403	8263
306 BELGIUM	LB		44100	3117	
400 U STATES		107535	312128	28963	
AMMONIA COMPOUNDS N O P	107535	6944	356228	32080	8264
100 U KINGDOM	LB 27552	3721	190413	25374	
335 GERMANY W			58201	4033	
354 NETHRLNDS			10571	1742	
400 U STATES		879997	4130070	150959	
AMMONIA ANHYDROUS	907549	29199	4389255	182108	8265
400 U STATES	LB 4690060	168400	23150905	842337	
ANTIMONY SALTS TARTAR EMETIC	4690060	168400	23150905	842337	8271
335 GERMANY W	LB		2205	1111	
400 U STATES		2950	11439	6444	
ARSENOUS OXIDE ARSEN SULPHIDE	2950	1633	13644	7555	8273
400 U STATES	LB 300	123	600	247	
COPPER SUBACETATE PRECIPITATE	300	123	600	247	8274
COPPER SULPHATE	LB				8275
100 U KINGDOM	298000	30076	806060	88495	
375 SWEDEN			6600	103	
400 U STATES		103442	472717	88774	
TIN BICHLORIDE TIN CRYSTALS	401442	52358	1285377	177372	8277
100 U KINGDOM	LB 2000	1315	4000	2653	
400 U STATES		250	6508	7826	
ZINC CHLORIDE	2250	1745	10508	10479	8278
100 U KINGDOM	LB 2016	197	47296	4654	
400 U STATES		24047	85397	8513	
ZINC SULPHATE	26063	2087	132693	13167	8279
100 U KINGDOM	LB 108864	4075	987072	37233	
306 BELGIUM			154000	8742	
335 GERMANY W		22046	142046	4583	
400 U STATES		104250	331675	27887	
	235160	13609	1614793	78445	

IMPORTS INTO CANADA FOR CONSUMPTION

149

Articles and Countries from which Imported	MONTH OF JUNE 1957		SIX MONTHS ENDED JUNE 1957		Class Number
	Quantities	Values (\$)	Quantities	Values (\$)	
BISMUTH SALTS				11793	8291
100 U KINGDOM				11793	
LEAD ACETATE NOT GROUND	LB				8292
100 U KINGDOM	11020	1888	47870	8306	
400 U STATES			800	215	
	11020	1888	48670	8521	
LEAD ARSENATE	LB				8293
400 U STATES	19200	3945	73056	15421	
	19200	3945	73056	15421	
LEAD NITRATE NOT GROUND	LB				8294
100 U KINGDOM			112728	16067	
400 U STATES			16992	3689	
			129720	19756	
COMPOUNDS OF TETRAETHYL LEAD	LB				8295
400 U STATES	424030	153340	2721373	978876	
	424030	153340	2721373	978876	
BROMINE	LB				8301
100 U KINGDOM			432	162	
400 U STATES	2137	722	12231	7338	
	2137	722	12663	7500	
CHLORINE LIQUID CHLORINE GAS	LB				8303
400 U STATES	5916500	170455	35997850	1012852	
	5916500	170455	35997850	1012852	
IODINE CRUDE	LB				8304
312 CHILE			19966	21083	
400 U STATES	5043	5097	24368	25387	
	5043	5097	44334	46470	
IODIZED SALTS FOR ANIMALS				2114	8305
400 U STATES				2114	
CALCIUM ARSENATE	LB				8311
400 U STATES	36000	1891	51000	3042	
	36000	1891	51000	3042	
CALCIUM CHLORIDE	CWT				8315
335 GERMANY W			190	958	
400 U STATES	132535	188270	411400	590258	
	132535	188270	411590	591216	
CHLORIDE OF LIME	CWT				8316
100 U KINGDOM	77	310	4667	17637	
347 JAPAN			88	1214	
354 NETHRLNDS			110	341	
400 U STATES	441	10491	3178	54849	
	518	10801	8043	74041	
CALCIUM MOLYBDATE	LB				8318
400 U STATES	96889	211200	145029	268524	
	96889	211200	145029	268524	
CALCIUM COMPS NOP EXC CITRATE	LB				8319
100 U KINGDOM	36341	3896	143533	20075	
318 DENMARK	11	166	231	220	
327 FRANCE			553	787	
344 ITALY			440	824	
354 NETHRLNDS	8409	2657	185915	40605	
359 NORWAY	10000	269	20000	543	
376 SWITZRLND			28931	21180	
400 U STATES	333896	25937	2835634	284729	
	388657	32925	3215237	368963	
CREAM OF TARTAR IN CRYSTALS	LB				8322
100 U KINGDOM	1680	464	29120	8359	
344 ITALY	5510	1221	45247	10639	
	7190	1685	74367	18998	
POTASH AND PEARL ASH	LB				8323
335 GERMANY W	7046	625	22910	2056	
400 U STATES	31370	2632	211210	18673	
	38416	3257	234120	20729	
POTASH BICARBONATE	LB				8325
100 U KINGDOM			1120	143	
			1120	143	
POTASH BICHRDMATE CRUDE	LB				8326
100 U KINGDOM	22000	3111	30100	4426	
335 GERMANY W			13026	1865	
400 U STATES	2440	585	180640	30580	
	24440	3696	223766	36871	
POTASH CAUSTIC	LB				8327
327 FRANCE	63882	6023	108560	10373	
335 GERMANY W	15873	1416	115476	9988	
354 NETHRLNDS			18551	1662	
375 SWEDEN			8500	1834	
400 U STATES	533291	21604	3684790	152886	
	613046	29043	3935877	176743	
POTASH CHLORATE GROUND	LB				8329
376 SWITZRLND			54646	7431	
400 U STATES	27000	4771	27744	5099	
	27000	4771	82390	12530	
POTASH RED OR YELLOW PRUSSIAE	LB				8330
335 GERMANY W			6000	1818	
354 NETHRLNDS			4480	1279	
400 U STATES			4588	2132	
			15068	5229	
POTASH NITRATE OR SALTPETRE	LB				8331
100 U KINGDOM			23482	1772	
335 GERMANY W	55116	2663	414922	21644	
390 GERMANY E	44532	2910	44532	2910	
400 U STATES	2125	289	5875	1046	
	101773	5862	488811	27372	

IMPORTS INTO CANADA FOR CONSUMPTION

Articles and Countries from which Imported	MONTH OF JUNE 1957		SIX MONTHS ENDED JUNE 1957		Class Number
	Quantities	Values (\$)	Quantities	Values (\$)	
POTASH COMPOUNDS N O P	LB				8 332
100 U KINGDOM	2 4640	5 375	7 0589	18 389	
327 FRANCE			1 596	880	
335 GERMANY W			3 556	4 229	
354 NETHRLNDS	2 2156	4 510	1 36728	2 3642	
400 U STATES	5 02771	3 1029	1 983826	25 9088	
	5 49567	4 0914	2 228295	30 6228	
CLEANING COMPOUNDS SODIUM BASE	LB				8 337
100 U KINGDOM			1 1892	1 539	
400 U STATES	1 232501	1 54551	8 419971	10 64592	
	1 232501	1 54551	8 431863	10 66131	
SODA BENZOATE	LB				8 338
354 NETHRLNDS			10 000	2 904	
400 U STATES			20 700	1 821	
			30 700	4 725	
SODA BROMIDE	LB				8 339
100 U KINGDOM			2 3121	7 519	
400 U STATES	1 625	519	5 935	2 055	
	1 625	519	2 9056	9 574	
SODA CITRATE	LB				8 340
400 U STATES	1 000	307	5 000	1 542	
	1 000	307	5 000	1 542	
BAKING POWDER	LB				8 341
335 GERMANY W	1 480	4 37	4 819	1 377	
	1 480	4 37	4 819	1 377	
BORAX	LB				8 342
400 U STATES	1 989872	5 3868	10 146688	29 9294	
	1 989872	5 3868	10 146688	29 9294	
GLAUBER SALTS	LB				8 343
100 U KINGDOM			4 383	309	
335 GERMANY W	1 1023	123	4 81338	7 509	
376 SWITZRLND			500	74	
400 U STATES	1 80000	2 922	1 279675	2 2421	
	1 91023	3 045	1 765896	3 0313	
SODA ARSENIATE BINARSENATE	LB				8 344
100 U KINGDOM	1 1200	916	4 4800	3 808	
400 U STATES			28 400	1 5234	
	1 1200	916	7 3200	1 9042	
SODA ASH OR BARILLA	LB				8 345
100 U KINGDOM	6 076624	8 5414	1 7136176	2 41154	
400 U STATES	9 986800	1 56764	9 1016410	1 414075	
	1 6063424	2 42178	10 8152586	1 655229	
SODA BICARBONATE	LB				8 346
100 U KINGDOM	2 45000	4 421	2 569000	4 6164	
400 U STATES	8 59800	2 1239	5 071080	1 27088	
	1 104800	2 5660	7 640080	1 73252	
SODA BICHROMATE	LB				8 347
100 U KINGDOM	1 37000	1 7363	10 25380	1 20765	
207 UN SO AFR	3 0300	3 729	4 1500	5 428	
335 GERMANY W	5 5115	6 096	8 8115	9 873	
365 POLAND			6 614	625	
400 U STATES	2 72800	3 2531	2 001181	2 36907	
	4 95215	5 9719	3 162790	3 73598	
SODA BISULPHATE OR NITRE CAKE	LB				8 348
100 U KINGDOM			10 000	305	
400 U STATES	4 45580	1 1351	2 115825	5 4211	
	4 45580	1 1351	2 125825	5 4516	
SODA BISULPHITE	LB				8 349
100 U KINGDOM	9 760	521	1 16664	5 989	
335 GERMANY W			20 000	804	
354 NETHRLNDS			2 204	119	
400 U STATES	2 05100	8 926	2 63100	1 1458	
	2 14860	9 447	4 01968	1 8370	
SODA CAUSTIC IN PACKAGES	LB				8 350
100 U KINGDOM			7 0924	3 235	
327 FRANCE	961	55	1 2072	517	
375 SWEDEN	2 000	327	1 2000	1 856	
400 U STATES	5 71445	2 7697	9 976126	3 78988	
	5 74406	2 8079	10 071122	3 84596	
SODA CAUSTIC IN SOLUTION	LB				8 352
400 U STATES	1 7415867	2 26828	10 7587118	1 370226	
	1 7415867	2 26828	10 7587118	1 370226	
SODA CHLORATE	LB				8 353
400 U STATES			520	187	
			520	187	
SODIUM CYANIDE	LB				8 354
100 U KINGDOM	8 12424	10 2728	2 531858	3 20390	
335 GERMANY W	1 71000	2 2566	4 86000	6 5920	
400 U STATES	1 4000	2 404	7 9000	1 4273	
	9 97424	1 27698	3 096858	4 00583	
SODIUM GLUTAMATE	LB				8 355
313 CHINA	5 000	4 886	10 000	9 801	
347 JAPAN			7 027	7 788	
400 U STATES	1 1945	1 2892	1 35712	1 47134	
	1 6945	1 7778	1 52739	1 64723	
SODA HYPOSULPHITE	LB				8 356
100 U KINGDOM			1 50080	5 004	
400 U STATES	2 4000	1 164	2 88490	1 8172	
	2 4000	1 164	4 38570	2 3176	
SODA NITRITE	LB				8 357
100 U KINGDOM	4 2560	1 803	4 11400	1 7646	
335 GERMANY W	8 8186	3 347	9 2595	3 545	
400 U STATES			9 250	1 227	
	1 30746	5 150	5 13245	2 2418	

IMPORTS INTO CANADA FOR CONSUMPTION

Articles and Countries from which Imported	MONTH OF JUNE 1957		SIX MONTHS ENDED JUNE 1957		Class Number	
	Quantities	Values (\$)	Quantities	Values (\$)		
SODA PEROXIDE	100 U KINGDOM	55500	7332	246568	32057	8358
	400 U STATES	113200	20609	245659	45195	
		168700	27941	492227	77252	
SODA PHOSPHATE N D P	100 U KINGDOM			6156	3400	8359
	335 GERMANY W			2310	381	
	400 U STATES	326133	36089	3121600	303252	
		326133	36089	3130066	307033	
SODA PRUSSIAE	335 GERMANY W			37400	3624	8360
	390 GERMANY E			110230	11828	
	400 U STATES	12000	1690	63000	8426	
		12000	1690	210630	23878	
SODA SAL	400 U STATES			3600	234	8361
				3600	234	
SODA SILICATE	100 U KINGDOM	52000	1523	399761	11935	8362
	400 U STATES	195135	8320	2937069	135933	
		247135	9843	3336830	147868	
SODA SULPHATE CRUDE SALT CAKE	100 U KINGDOM			6720000	57485	8363
	400 U STATES	3419380	30432	19415004	172157	
		3419380	30432	26135004	229642	
SODA SULPHIDE	100 U KINGDOM	69140	2191	366844	15151	8364
	400 U STATES	148250	7703	1223354	60570	
		217390	9894	1590198	75721	
SODA SULPHITE	100 U KINGDOM	291200	5263	2812100	56550	8365
	400 U STATES	406500	9825	1969080	64288	
		697700	15088	4781180	120838	
SODIUM COMPOUNDS N O P	100 U KINGDOM	137797	24010	797344	124013	8366
	317 CZECHO S			22046	1047	
	318 DENMARK	44000	2026	110000	5265	
	327 FRANCE			66703	18595	
	335 GERMANY W	17149	8992	214363	43209	
	347 JAPAN	1100	1181	1100	1181	
	354 NETHRLNDS	9200	4177	14800	6729	
	372 SPAIN			62125	2518	
	375 SWEDEN	1984	2253	46393	13826	
	376 SWITZRLND			110	627	
	400 U STATES	1283242	130491	9458636	686033	
		1494472	173130	10793620	903043	
SODA PHOSPHATE DISODIUM	400 U STATES	8000	645	55500	4387	8367
		8000	645	55500	4387	
SODA PHOSPHATE TRISODIUM	400 U STATES	51750	2449	398626	20478	8368
		51750	2449	398626	20478	
SODA FLUORIDE	100 U KINGDOM	136500	15164	334724	37906	8369
	400 U STATES	6413	960	29763	6436	
		142913	16124	364487	44342	
SODA ANTIMONATE	400 U STATES			121000	31174	8370
				121000	31174	
ACID PHOSPHATE NOT MEDICINAL	100 U KINGDOM			2200	1072	8371
	400 U STATES	153871	14186	920377	85608	
		153871	14186	922577	86680	
BARIUM PEROXIDE						8372
HYDROGEN PEROXIDES IN SOLUTION	400 U STATES	142026	25018	1396138	293877	8373
		142026	25018	1396138	293877	
MAGNESIUM CARBONATE	100 U KINGDOM	59900	3970	222562	14871	8374
	400 U STATES	1500	133	15950	1565	
		61400	4103	238512	16436	
MAGNESIUM SALTS COMPOUNDS NOP	100 U KINGDOM	22100	12256	95561	35554	8375
	335 GERMANY W			36012	1638	
	354 NETHRLNDS			22046	307	
	400 U STATES	30300	7345	6968633	164723	
		52400	19601	7122252	202222	
MAGNESIUM SULPHATE EPSOM SALTS	100 U KINGDOM			31638	1305	8376
	335 GERMANY W	489500	4307	1069769	9330	
	354 NETHRLNDS	10935	148	10935	148	
	400 U STATES	332000	6563	1090200	22192	
		832435	11018	2202542	32975	
MERCURY SALTS	100 U KINGDOM		1568		11231	8377
	400 U STATES		335		1817	
			1903		13048	
PHOSPHORUS AND COMPOUNDS N O P	100 U KINGDOM			11	62	8378
	400 U STATES	30032	4701	108654	18714	
		30032	4701	108665	18776	
RADIUM	100 U KINGDOM				14856	8379
	306 BELGIUM		28800		172800	
	400 U STATES		11394		29618	
			40194		217274	

IMPORTS INTO CANADA FOR CONSUMPTION

153

Articles and Countries from which Imported	MONTH OF JUNE 1957		SIX MONTHS ENDED JUNE 1957		Class Number		
	Quantities	Values (\$)	Quantities	Values (\$)			
NITROUS ETHER 100 U KINGDOM 400 U STATES	GAL		17	116	8 409		
				10		173	
			27	289			
CHEMICALS FOR SYNTHETIC RESINS 400 U STATES	LB	53685	13310	515753	128093	8 410	
		53685	13310	515753	128093		
SULPHURIC ETHER 100 U KINGDOM 400 U STATES	LB			1047	539	8 411	
		34990	7519	293343	49349		
		34990	7519	294390	49888		
THEOBROMINE DIMETHYL SULPHATE	LB					8 412	
POLISH KNIFE OR OTHER N O P 100 U KINGDOM 234 AUSTRALIA 318 DENMARK 335 GERMANY W 354 NETHRLNDS 359 NORWAY 375 SWEDEN 400 U STATES			2277		14264	8 413	
							69
							143
			542		5431		
					941		
					54		
					545		
			35504		266732		
			38323		288179		
VANILLIN 100 U KINGDOM 335 GERMANY W 400 U STATES	LB	1250	5326	4900	20295	8 414	
		336	1777	672	3560		
		10	60	160	460		
		1596	7163	5732	24315		
ALL OTHER DRUGS CHEMICALS NOP 100 U KINGDOM 207 UN SO AFR 220 BERMUDA 231 HONG KONG 234 AUSTRALIA 236 NEW ZEAL 305 AUSTRIA 306 BELGIUM 314 COLOMBIA 317 CZECHO S 318 DENMARK 327 FRANCE 335 GERMANY W 344 ITALY 347 JAPAN 352 MEXICO 354 NETHRLNDS 359 NORWAY 372 SPAIN 375 SWEDEN 376 SWITZRLND 387 VENEZUELA 400 U STATES			431205		2254586	8 415	
					315		
				2676	2676		
				1777	22630		
					343		
			6681		14109		
					190		
			4342		11906		
					1070		
					3236		
			18761		42895		
			64761		293372		
			54756		323647		
			119		15749		
			7117		24696		
			1330		4664		
			23550		78348		
			270		1342		
					400		
			5205		15881		
	9776		319248				
			882				
	4404409		29385717				
	5036735		32817902				
PHTHALIC ANHYDRIDE 305 AUSTRIA 306 BELGIUM 327 FRANCE 335 GERMANY W 344 ITALY 354 NETHRLNDS 365 POLAND 400 U STATES	LB			44092	7593	8 416	
				145600	21370		
		187391	25881	275541	38647		
		45368	7599	111968	18251		
		270958	40380	1248183	189987		
				11023	1586		
				110200	14900		
		52000	10429	143840	30129		
		555717	84289	2090447	322463		
MATERIALS NOP FOR PLASTICS 100 U KINGDOM 207 UN SO AFR 335 GERMANY W 354 NETHRLNDS 376 SWITZRLND 400 U STATES			4288		7577	8 422	
				7242			4288
							98459
							4724
			318		318		
	707531		4469557				
	719379		4584923				
CASINGS SYNTHETIC FOR MEATS 335 GERMANY W 400 U STATES	LB		1468	4584	6781	8 423	
		1227	19349	145342	195737		
		13860	20817	149926	202518		
	15087						
TUNGSTEN CARBIDE IN TUBES 400 U STATES			24438		57825	8 425	
			24438		57825		
BUTADIENE 400 U STATES			433352		3148167	8 428	
			433352		3148167		
ETHYL BENZENE	GAL					8 429	
GASOLINE ANTI OXIDANTS 400 U STATES	LB	7700	5453	234888	174070	8 430	
		7700	5453	234888	174070		
SYNTHETIC RESIN GLUE 100 U KINGDOM 335 GERMANY W 344 ITALY 400 U STATES	LB			3658	430	8 431	
		880	258	5946	2692		
				471	506		
		241969	81588	1342002	427931		
	242849	81846	1352077	431559			
RIBOFLAVIN 376 SWITZRLND 400 U STATES					20683	8 432	
			6393		147395		
			6393		168078		

IMPORTS INTO CANADA FOR CONSUMPTION

Articles and Countries from which Imported	MONTH OF JUNE 1957		SIX MONTHS ENDED JUNE 1957		Class Number
	Quantities	Values (\$)	Quantities	Values (\$)	
YEAST DEAD OR INACTIVE	LB				
400 U STATES	51673	11875	275798	65697	8433
CATALYSTS PETROLEUM REFINING	51673	11875	275798	65697	
100 U KINGDOM		1840		53601	8434
400 U STATES		530623		3581758	
FATTY ALCOHOLS		532463		3635359	
335 GERMANY W		1011		73489	8435
400 U STATES		67388		453608	
MATERIALS MOP FOR CHROM OXIDE		68399		527097	
FLUORESCENT COATING OR POWDER	LB				8436
400 U STATES	3246	13825	53049	193990	8437
CELLULOSE ESTERS NO ADMIXTURE	3246	13825	53049	193990	
347 JAPAN				163	8500
400 U STATES		109203		972128	
CELLULOSE COMPDS MOULDING ETC		109203		972291	
100 U KINGDOM		14028		14028	8530
400 U STATES		43930		517394	
CELLULOSE PLASTICS FOAMD EXPND		57958		531422	
318 DENMARK				288	8550
335 GERMANY W				10730	
400 U STATES		4187		29046	
CELLULOSE COMPOUNDS N O P		4187		40064	
400 U STATES		7878		32776	8570
CELLULOSE PLASTIC PRIM SHAPES		7878		32776	
100 U KINGDOM					8600
335 GERMANY W		3614		15790	
344 ITALY				4798	
376 SWITZRLND		3162		8573	
400 U STATES		119130		1310	
CELLUL PLAST SHAPES REINFORCED		125906		852879	
100 U KINGDOM				2593	8630
335 GERMANY W				4152	
400 U STATES		55		164831	
LAMINATD MOULDED CELL PLASTICS		16447		171576	
100 U KINGDOM					8650
400 U STATES		10355		6740	
CELL NITRATE ENGRAVING SHEETS		10355		103427	
100 U KINGDOM				110167	
335 GERMANY W					8670
400 U STATES		11656		737	
MFRS OF CELLULOSE PLASTICS MOP		11656		5925	
100 U KINGDOM				50666	
231 HONG KONG				57328	8700
305 AUSTRIA		12562		93016	
306 BELGIUM		74		569	
322 EGYPT				262	
326 FINLAND		325		550	
327 FRANCE				176	
335 GERMANY W		100		100	
344 ITALY		56		1590	
347 JAPAN		1443		5936	
354 NETHRLNDS				746	
359 NORWAY				3222	
375 SWEDEN				547	
376 SWITZRLND		1204		101	
400 U STATES				3340	
MFRS OF REGEN CELLULOSE MOP		131728		135	
100 U KINGDOM		147492		823640	
231 HONG KONG				933930	8720
305 AUSTRIA		18248		217667	
318 DENMARK				1282	
327 FRANCE		212		595	
335 GERMANY W				212	
344 ITALY				1023	
347 JAPAN		233		1752	
359 NORWAY		109		206	
375 SWEDEN				1447	
376 SWITZRLND				280	
400 U STATES		4238		9204	
SYNTHETIC RESINS NO ADMIXTURE		109195		3767	
100 U KINGDOM		132235		706392	
327 FRANCE				943827	8750
335 GERMANY W		20031		67292	
344 ITALY				25244	
359 NORWAY		5248		39323	
376 SWITZRLND		11638		9263	
400 U STATES		9263		2142	
SYNTHETIC RESINS IN SOLUTIONS				1691	8770
100 U KINGDOM		1602119		10567973	
335 GERMANY W		1648299		10712928	
		74		709	
		12680		33744	

IMPORTS INTO CANADA FOR CONSUMPTION

155

Articles and Countries from which Imported	MONTH OF JUNE 1957		SIX MONTHS ENDED JUNE 1957		Class Number
	Quantities	Values (\$)	Quantities	Values (\$)	
400 U STATES		379681		2396494	
		392435		2430947	
SYNTH RESIN COMPS MOULDNG ETC					8800
100 U KINGDOM		11796		133838	
335 GERMANY W				15612	
344 ITALY				3735	
400 U STATES		362747		2057765	
		374543		2210950	
SYNTH RESINS FOAMED EXPANDED					8830
100 U KINGDOM				64	
335 GERMANY W		8697		104733	
354 NETHRLNDS		291		770	
400 U STATES		69782		345384	
		78770		450951	
SYNTH RESIN COMPOSITIONS NOP					8850
100 U KINGDOM				62	
335 GERMANY W				2009	
344 ITALY		369		625	
400 U STATES		264206		1343564	
		264575		1346260	
SYNT OR PROT PLAST PRIM SHAPES					8870
100 U KINGDOM		37355		364623	
335 GERMANY W		16559		129819	
344 ITALY		4174		7908	
347 JAPAN				1139	
354 NETHRLNDS				289	
400 U STATES		561401		4530991	
		619489		5033869	
SYNTH RESIN SHAPES REINFORCED					8900
100 U KINGDOM		1030		32381	
306 BELGIUM				3502	
335 GERMANY W				540	
400 U STATES		109278		945188	
		110308		981611	
LAMIN PLASTICS SYN RES BONDED					8930
100 U KINGDOM		1089		22963	
400 U STATES		74023		391093	
		75112		414056	
MFRS OF SYNT RES OR PROT PLAST					8950
100 U KINGDOM		30704		226636	
224 JAMAICA				108	
231 HONG KONG		909		3072	
234 AUSTRALIA		155		263	
305 AUSTRIA		1873		3731	
306 BELGIUM		2342		3021	
317 CZECHO S				1978	
318 DENMARK		2102		7330	
327 FRANCE		2777		15586	
335 GERMANY W		16448		87634	
344 ITALY		7769		22273	
347 JAPAN		11426		37914	
354 NETHRLNDS		262		2690	
359 NORWAY		217		2332	
375 SWEDEN		360		2052	
376 SWITZRLND		505		3740	
384 P RICO				18132	
400 U STATES		1033382		7682275	
		1111231		8120767	

IMPORTS INTO CANADA FOR CONSUMPTION

Articles and Countries from which Imported	MONTH OF JUNE 1957		SIX MONTHS ENDED JUNE 1957		Class Number
	Quantities	Values (\$)	Quantities	Values (\$)	
GROUP 9					
MISCELLANEOUS COMMODITIES					
FILM FOR REPRODUCTION	FEET				
100 U KINGDOM	36440	2259	209546	10607	9000
400 U STATES	361874	26874	2239107	143700	
	398314	29133	2448653	154307	
BAGATELLE OR OTHER GAME BOARDS					9001
100 U KINGDOM		5749		16001	
231 HONG KONG				205	
327 FRANCE				782	
335 GERMANY W		153		208	
344 ITALY				144	
347 JAPAN				113	
354 NETHRLNDS		800		947	
400 U STATES		51651		386761	
		58353		405161	
BALLS CUES CUE RACKS CUE TIPS					9002
100 U KINGDOM		7659		21444	
327 FRANCE				2924	
335 GERMANY W				1278	
400 U STATES		1427		3646	
		9086		29292	
BILLIARD TABLES	NO				9003
100 U KINGDOM	1	134	2	316	
400 U STATES	7	601	44	2320	
	8	735	46	2636	
BALLS TENNIS	DOZ				9004
100 U KINGDOM	3199	6707	21633	48936	
400 U STATES	50	282	95	444	
	3249	6989	21728	49380	
BALLS ALL KINDS NDP FOR SPORTS					9005
100 U KINGDOM		3840		29863	
215 INDIA		170		1592	
216 PAKISTAN		930		1772	
234 AUSTRALIA		1605		2873	
236 NEW ZEAL				96	
306 BELGIUM				5201	
317 CZECHO S				304	
327 FRANCE				1203	
335 GERMANY W				1910	
340 HUNGARY				194	
344 ITALY				1040	
347 JAPAN		285		3799	
354 NETHRLNDS				6936	
400 U STATES		25728		136264	
		32558		193047	
FILMS X RAY					9006
100 U KINGDOM		125009		576530	
306 BELGIUM		56090		224503	
344 ITALY				8783	
400 U STATES		59348		851630	
		240447		1661446	
GUN COVERS GAME BAGS					9007
347 JAPAN		258		574	
400 U STATES		1351		7426	
		1609		8000	
CRICKET BATS BALLS GLOVES					9008
100 U KINGDOM				10569	
215 INDIA				164	
234 AUSTRALIA				623	
				11356	
DOLLS					9009
100 U KINGDOM		9186		27523	
224 JAMAICA				237	
231 HONG KONG		4581		15114	
327 FRANCE				331	
335 GERMANY W		2592		5705	
344 ITALY		2418		19046	
347 JAPAN		5929		36506	
365 POLAND				2279	
376 SWITZRLND		96		96	
389 IRELAND		68		68	
400 U STATES		12521		64348	
		37391		171253	
FILMS PHOTOGRAPHERS					9010
100 U KINGDOM		20217		159623	
306 BELGIUM		56031		225217	
327 FRANCE				1482	
335 GERMANY W		3205		13341	
347 JAPAN				1129	
400 U STATES		350579		2203592	
		430032		2604384	
FILMS CINEMATGRAPH POSITIVES	FEET				9011
100 U KINGDOM	228253	25914	2659167	210873	
207 UN SO AFR			1100	88	
215 INDIA	5738	459	5738	459	
218 MALAYA			160	400	
231 HONG KONG			700	56	
234 AUSTRALIA			32457	3138	
305 AUSTRIA			4000	320	
306 BELGIUM	29857	1881	33925	2206	

IMPORTS INTO CANADA FOR CONSUMPTION

157

Articles and Countries from which Imported	MONTH OF JUNE 1957		SIX MONTHS ENDED JUNE 1957		Class Number
	Quantities	Values (\$)	Quantities	Values (\$)	
317 CZECHO S	2706	198	6613	520	
322 EGYPT			4700	312	
326 FINLAND			3862	309	
327 FRANCE	423949	19334	3152641	178205	
335 GERMANY W	1500	120	57185	4430	
340 HUNGARY			4080	326	
343 IRAQ			2100	168	
344 ITALY	39951	2767	233488	17688	
347 JAPAN	1500	120	19912	1479	
354 NETHRLNDS			3711	426	
360 ISRAEL	1800	144	1800	144	
372 SPAIN	11023	276	11811	339	
375 SWEDEN			1220	1634	
376 SWITZRLND			29384	1150	
380 USSR			130133	9217	
381 ALASKA			1000	96	
400 U STATES	3673427	312997	28295180	2321527	
	4419704	364210	34696067	2755510	
FILMS FOR AERIAL PHOTOGRAPHY					9012
400 U STATES		7106		17391	
		7106		17391	
FISHING RODS					9013
100 U KINGDOM		1300		15780	
318 DENMARK		1462		1462	
327 FRANCE				185	
347 JAPAN		8914		112680	
359 NORWAY				86	
375 SWEDEN		63		995	
400 U STATES		22986		309195	
		34725		440383	
GOLF CLUBS AND FINISHED PARTS					9014
100 U KINGDOM		4529		18029	
234 AUSTRALIA				82	
400 U STATES		25790		195060	
		30319		213171	
MECHANICAL TOYS OF METAL					9016
100 U KINGDOM		15445		42175	
231 HONG KONG		1940		4999	
305 AUSTRIA				308	
318 DENMARK		1251		1251	
335 GERMANY W		25970		54763	
344 ITALY		51		926	
347 JAPAN		114675		449562	
400 U STATES		35785		136823	
		195117		690807	
METAL JUVENILE CONSTR SETS					9017
100 U KINGDOM		405		2589	
347 JAPAN				342	
400 U STATES		692		21943	
		1097		24874	
TOYS OF ALL KINDS N O P					9018
100 U KINGDOM		130614		538912	
231 HONG KONG		12101		68007	
234 AUSTRALIA		1242		3897	
305 AUSTRIA		788		1989	
306 BELGIUM		2690		9480	
317 CZECHO S		475		5884	
318 DENMARK		5183		36996	
327 FRANCE		452		3646	
335 GERMANY W		31715		119493	
340 HUNGARY		405		3509	
344 ITALY		419		4912	
347 JAPAN		171090		717067	
352 MEXICO				87	
354 NETHRLNDS		3583		7300	
359 NORWAY				92	
365 POLAND				1088	
372 SPAIN				226	
375 SWEDEN		687		6314	
376 SWITZRLND				323	
383 HAWAII				86	
390 GERMANY E		4341		12520	
400 U STATES		229110		1313576	
		594895		2855404	
SPORTSMENS FISHING TACKLE NOP					9019
100 U KINGDOM		16247		182112	
231 HONG KONG		333		9086	
234 AUSTRALIA		2322		9589	
317 CZECHO S		121		1002	
318 DENMARK				982	
327 FRANCE		35312		209950	
335 GERMANY W		7269		62351	
344 ITALY		1190		8944	
347 JAPAN		38708		235233	
359 NORWAY		8744		57363	
372 SPAIN				2884	
375 SWEDEN		861		36397	
376 SWITZRLND		1435		10504	
389 IRELAND				347	
400 U STATES		231015		2074083	
		343557		2900827	
FILMS CINEMATOGRAPH NEGATIVE					9020
100 U KINGDOM				53	
306 BELGIUM		1998		3714	
400 U STATES		10665		63726	
		12663		67493	

IMPORTS INTO CANADA FOR CONSUMPTION

Articles and Countries from which Imported	MONTH OF JUNE 1957		SIX MONTHS ENDED JUNE 1957		Class Number
	Quantities	Values (\$)	Quantities	Values (\$)	
BRUSHES ARTISTS					9021
100 U KINGDOM		10374		31879	
327 FRANCE				2812	
335 GERMANY W		7795		18568	
347 JAPAN		2634		5327	
400 U STATES		1609		16058	
		22412		74644	
BRUSHES PAINT AND VARNISH					9022
100 U KINGDOM		14498		177065	
335 GERMANY W		341		2311	
340 HUNGARY				343	
347 JAPAN		55		379	
400 U STATES		1515		13534	
		16409		193632	
BRUSHES TOOTH	DOZ				9023
100 U KINGDOM	7430	6903	22917	22141	
231 HONG KONG	20100	3429	40236	7396	
327 FRANCE			272	119	
335 GERMANY W			185	242	
400 U STATES	5325	5709	25904	25326	
	32855	16041	89514	55224	
BRUSHES TOILET N O P					9024
100 U KINGDOM		18091		58264	
231 HONG KONG				1499	
305 AUSTRIA				576	
306 BELGIUM		214		688	
317 CZECHO S				837	
327 FRANCE		1411		24784	
335 GERMANY W		6706		32569	
340 HUNGARY				605	
344 ITALY		345		345	
347 JAPAN		300		1273	
354 NETHRLNDS				2240	
360 ISRAEL				746	
375 SWEDEN		616		2690	
376 SWITZRLND		556		839	
387 VENEZUELA				693	
400 U STATES		15320		78607	
		43559		207255	
BRUSHES ALL OTHER N O P					9025
100 U KINGDOM		21743		124669	
231 HONG KONG		51		3719	
305 AUSTRIA				58	
306 BELGIUM		942		1375	
317 CZECHO S				721	
318 DENMARK		191		942	
327 FRANCE		775		2232	
335 GERMANY W		4912		16538	
340 HUNGARY		634		1428	
347 JAPAN		702		4238	
354 NETHRLNDS		1881		7207	
376 SWITZRLND		235		422	
384 P RICO		382		382	
400 U STATES		57098		325564	
		89546		489495	
PACKAGES CONTAINING GOODS					9030
100 U KINGDOM		355835		2117114	
203 B E AFR		83		671	
205 RHOD NYAS				13	
207 UN SO AFR		4029		12928	
208 BSA OTHER				152	
215 INDIA		3674		11207	
216 PAKISTAN		21		1017	
217 CEYLON		799		8828	
218 MALAYA				254	
220 BERMUOA				387	
221 B GUIANA		34		6716	
223 BARBAOOS		736		9320	
224 JAMAICA		1310		8374	
225 TRINIOAD		1125		10190	
227 BAHAMAS				49	
228 LEEW WIND				24	
231 HONG KONG		18224		105059	
232 MALTA		690		1925	
234 AUSTRALIA		5887		21627	
235 FIJI		10		30	
236 NEW ZEAL		4		630	
304 ARGENTINA		15822		64599	
305 AUSTRIA		1223		6568	
306 BELGIUM		5928		53079	
307 BEL CONGD				84	
309 BRAZIL		777		13986	
313 CHINA		69		8735	
314 COLOMBIA				363	
315 C RICA		191		561	
316 CUBA		2210		4345	
317 CZECHO S		11090		86325	
318 DENMARK		2876		20083	
321 ECUADOR				122	
326 FINLAND		767		3486	
327 FRANCE		21973		133573	
328 FR AFRICA		435		2698	
335 GERMANY W		64476		340980	
336 GREECE		100		1412	
337 GUATEMALA		120		417	
338 HAITI		34		164	

IMPORTS INTO CANADA FOR CONSUMPTION

159

Articles and Countries from which imported	MONTH OF JUNE 1957		SIX MONTHS ENDED JUNE 1957		Class Number
	Quantities	Values (\$)	Quantities	Values (\$)	
339 HONDURAS		7		7	
340 HUNGARY		310		710	
344 ITALY		19646		93634	
347 JAPAN		105502		640885	
352 MEXICO		342		6090	
354 NETHRLNDS		15510		165930	
355 INDONESIA		25		738	
359 NORWAY		212		1874	
360 ISRAEL		29		2838	
361 PANAMA				25	
364 PHIL				285	
365 POLAND		913		8542	
366 PORTUGAL		1085		7544	
367 AZORES		33		304	
372 SPAIN		5935		32502	
375 SWEDEN		12592		68613	
376 SWITZRLND		13542		90069	
379 TURKEY				86	
381 ALASKA		10		295	
383 HAWAII		10		10	
384 PRICO		6885		13359	
386 URUGUAY		10006		29308	
388 YUGO SLAV		432		1931	
389 IRELAND		32		892	
390 GERMANY E		1827		6182	
396 SUDAN		126		126	
400 U STATES		233731		1475445	
		949294		5706319	
ORTHOPEDIC BRACES AND PARTS					9050
100 U KINGDOM				952	
335 GERMANY W				1335	
400 U STATES		8624		52199	
		8624		54486	
EFFECTS LEFT BY BEQUEST					9051
100 U KINGDOM		7577		57655	
207 UN SO AFR				2148	
224 JAMAICA				50	
232 MALTA				330	
234 AUSTRALIA				1173	
305 AUSTRIA				200	
306 BELGIUM		200		300	
317 CZECHO S				125	
318 DENMARK				1162	
326 FINLAND				622	
327 FRANCE		5000		6880	
335 GERMANY W		263		6168	
336 GREECE				1200	
348 KOREA		150		150	
354 NETHRLNDS		250		1375	
359 NORWAY				235	
375 SWEDEN		54		629	
389 IRELAND				1156	
400 U STATES		12570		109313	
		26064		190871	
APPLIANCES BOOTS FOR CRIPPLES					9052
100 U KINGDOM				185	
400 U STATES		466		2689	
		466		2874	
ARTIFICIAL LIMBS AND PARTS					9053
100 U KINGDOM		184		5812	
335 GERMANY W		283		968	
400 U STATES		9580		53962	
		10047		60742	
BEAD ORNAMENTS					9055
100 U KINGDOM				890	
327 FRANCE				305	
335 GERMANY W				428	
347 JAPAN		207		821	
400 U STATES		1163		4551	
		1370		6995	
BELTS N O P					9056
100 U KINGDOM		523		3924	
215 INDIA		101		331	
231 HONG KONG		1746		16759	
305 AUSTRIA		600		1414	
306 BELGIUM				574	
327 FRANCE		879		9593	
335 GERMANY W		1189		1694	
344 ITALY				1905	
347 JAPAN		150		535	
352 MEXICO				517	
372 SPAIN		164		164	
376 SWITZRLND				87	
400 U STATES		10303		84784	
		15655		122281	
BLINDS NOT TEXTILE OR PAPER					9057
231 HONG KONG				59	
335 GERMANY W				1826	
347 JAPAN		11581		63952	
400 U STATES		192		2076	
		11773		67913	
BOOT SHOE SHIRT STAY LACES					9058
100 U KINGDOM				431	
347 JAPAN		79		6861	
400 U STATES		867		8179	
		946		15471	

IMPORTS INTO CANADA FOR CONSUMPTION

Articles and Countries from which Imported	MONTH OF JUNE 1957		SIX MONTHS ENDED JUNE 1957		Class Number
	Quantities	Values (\$)	Quantities	Values (\$)	
BOOTS SHOES AND SLIPPERS FELT	PAIR				9059
100 U KINGDOM	420	293	599	566	
400 U STATES	1332	1534	3009	2454	
	1752	1827	3608	3020	
BOOTS SHOES AND SLIPPERS N O P	PAIR				9060
100 U KINGDOM	6873	7890	10960	14791	
231 HONG KONG	37556	10031	106971	36622	
313 CHINA			3650	615	
335 GERMANY W	1746	423	10773	4055	
338 HAITI	192	717	2755	8083	
344 ITALY	3617	7036	65390	113694	
347 JAPAN	54452	23119	184127	52209	
352 MEXICO	44	94	185	495	
354 NETHRLNDS	9051	7969	26492	24098	
359 NORWAY	84	76	838	816	
363 PERU	20	50	74	153	
376 SWITZRLND			77	335	
383 HAWAII	144	235	325	551	
390 GERMANY E			24575	13516	
400 U STATES	16510	26763	155420	221303	
	130289	84403	592612	491336	
BROOMS AND WHISKS					9061
100 U KINGDOM				157	
318 DENMARK		163		163	
335 GERMANY W				70	
340 HUNGARY		2028		5992	
344 ITALY		1407		3011	
352 MEXICO				1099	
354 NETHRLNDS				63	
365 POLAND				20617	
376 SWITZRLND		246		246	
400 U STATES		1892		21341	
		5736		52759	
BUTTONS SHOE PAPIER MACHE					9062
400 U STATES				93	
BUTTONS SHOE N O P					9063
344 ITALY				125	
400 U STATES		1525		20072	
		1525		20197	
BUTTONS VEGETABLE IVORY	GROSS				9064
BUTTONS COLLAR AND CUFF	GROSS				9065
100 U KINGDOM	14	521	340	7897	
305 AUSTRIA	3	188	88	4481	
317 CZECHO S			20	321	
318 DENMARK			23	652	
327 FRANCE	1	90	1	176	
335 GERMANY W	33	1300	181	7756	
347 JAPAN			151	1292	
352 MEXICO			2	219	
371 THAILAND	1	57	2	183	
388 YUGO SLAV			7	261	
400 U STATES	631	15744	4247	112404	
	683	17900	5062	135642	
BUTTONS N O P	GROSS				9066
100 U KINGDOM	1178	2779	5545	16486	
305 AUSTRIA	15	138	286	449	
317 CZECHO S	290	750	9907	4033	
318 DENMARK	1	129	228	2439	
327 FRANCE			48	884	
335 GERMANY W	1334	2250	12516	30212	
344 ITALY	1512	1215	31763	20122	
347 JAPAN	27707	12118	214259	107632	
354 NETHRLNDS	147	558	3488	10632	
400 U STATES	84417	73708	492430	459374	
	116601	93645	770470	652263	
CASES BOXES DESKS FANCY					9067
100 U KINGDOM		16170		107044	
215 INDIA		95		298	
231 HONG KONG		255		1703	
234 AUSTRALIA		239		239	
305 AUSTRIA				2293	
306 BELGIUM				4200	
313 CHINA				496	
317 CZECHO S				710	
318 DENMARK		91		286	
322 EGYPT				226	
327 FRANCE		1472		13348	
335 GERMANY W		18957		56479	
336 GREECE				205	
344 ITALY		3743		13928	
347 JAPAN		14803		46777	
352 MEXICO				329	
354 NETHRLNDS				1049	
360 ISRAEL				174	
365 POLAND				546	
372 SPAIN				714	
375 SWEDEN		5366		9447	
376 SWITZRLND		484		3039	
384 P RICO				834	
390 GERMANY E		106		180	
400 U STATES		103019		623624	
		164800		888178	
CHARITABLE DONATIONS					9068
100 U KINGDOM		50		370	

IMPORTS INTO CANADA FOR CONSUMPTION

Articles and Countries from which Imported	MONTH OF JUNE 1957		SIX MONTHS ENDED JUNE 1957		Class Number
	Quantities	Values (\$)	Quantities	Values (\$)	
335 GERMANY W				150	
354 NETHRLNDS		50		50	
400 U STATES		3276		11282	
COMBS TOILET DRESSING FANCY		3376		11852	
100 U KINGDOM		239		9964	9069
305 AUSTRIA				1834	
327 FRANCE		256		1026	
335 GERMANY W		885		5208	
344 ITALY				618	
400 U STATES		16870		60632	
APPLIANCES FOR THE DEAF PARTS		18250		79282	
100 U KINGDOM				1659	9070
318 DENMARK		405		1747	
335 GERMANY W				276	
354 NETHRLNDS				413	
400 U STATES		133685		1143088	
FANS		134090		1147183	
231 HONG KONG		808		3117	9071
313 CHINA				127	
347 JAPAN		316		3515	
400 U STATES		399		745	
INSOLES OF ALL KINDS		1523		7504	
100 U KINGDOM		247		13935	9072
335 GERMANY W		639		1452	
347 JAPAN				991	
400 U STATES		4121		21985	
JEWELLERY N O P		5007		38363	
100 U KINGDOM		18764		106624	9073
215 INDIA		1490		3085	
220 BERMUDA		100		100	
224 JAMAICA				188	
231 HONG KONG		633		4861	
234 AUSTRALIA		99		313	
236 NEW ZEAL		640		793	
305 AUSTRIA		10261		95703	
306 BELGIUM				1053	
317 CZECHO S		8129		29641	
318 DENMARK		844		4248	
322 EGYPT				668	
327 FRANCE		6219		27651	
335 GERMANY W		86556		566633	
336 GREECE				256	
342 IRAN				741	
344 ITALY		12573		40586	
347 JAPAN		27929		180628	
352 MEXICO		1624		7527	
354 NETHRLNDS		244		3089	
359 NORWAY		301		771	
360 ISRAEL				713	
371 THAILAND		968		3388	
372 SPAIN		518		6850	
376 SWITZRLND		1440		8806	
378 JORDAN				1370	
383 HAWAII				326	
388 YUGO SLAV				220	
400 U STATES		164991		1267450	
MATS DOOR OR CARRIAGE N O P		344323		2364282	
400 U STATES		54		265	9074
MATTRESSES		54		265	
100 U KINGDOM		45039		211059	9075
327 FRANCE		160		160	
335 GERMANY W		564		7579	
347 JAPAN		468		468	
354 NETHRLNDS				211	
376 SWITZRLND				279	
400 U STATES		13482		57188	
PICTURE AND PHOTOGRAPH FRAMES		59713		276944	
100 U KINGDOM		3629		10052	9076
231 HONG KONG				171	
305 AUSTRIA				385	
306 BELGIUM		96		96	
318 DENMARK		75		1593	
327 FRANCE		72		594	
335 GERMANY W		122		4193	
344 ITALY		2408		7899	
347 JAPAN		4157		29186	
352 MEXICO		50		1282	
354 NETHRLNDS		546		2478	
372 SPAIN				1019	
400 U STATES		23792		163179	
POCKET BOOKS PORTFOLIOS PURSES		34947		222127	
100 U KINGDOM		51511		325594	9077
215 INDIA		59		1373	
216 PAKISTAN				170	
224 JAMAICA		196		1717	
231 HONG KONG		3233		22126	
305 AUSTRIA		1820		5610	

IMPORTS INTO CANADA FOR CONSUMPTION

Articles and Countries from which Imported	MONTH OF JUNE 1957		SIX MONTHS ENDED JUNE 1957		Class Number
	Quantities	Values (\$)	Quantities	Values (\$)	
306 BELGIUM		3121		18331	
316 CUBA				1322	
317 CZECHO S		123		2225	
327 FRANCE		19814		48479	
335 GERMANY W		33569		139518	
337 GUATEMALA				568	
338 HAITI		51		273	
340 HUNGARY				324	
344 ITALY		25116		128089	
347 JAPAN		20428		175911	
352 MEXICO		3925		18933	
353 MOROCCO				672	
354 NETHRLNDS		2133		7577	
359 NORWAY				520	
360 ISRAEL		452		1384	
365 POLAND				2764	
372 SPAIN		105		2080	
375 SWEDEN		68		297	
376 SWITZRLND		1636		7733	
383 HAWAII				144	
384 P RICO				1010	
388 YUGO SLAV				71	
390 GERMANY E				466	
400 U STATES		195678		1447703	
		363038		2362984	
REFRIGERATORS ELECTRIC N O P	NO				9078
100 U KINGDOM	1316	99981	3637	270381	
335 GERMANY W			1	134	
400 U STATES	10373	1714392	57127	10067988	
	11689	1814373	60765	10338503	
REFRIGERATORS N O P	NO				9079
100 U KINGDOM	15	1200	16	1252	
306 BELGIUM			103	25159	
400 U STATES	604	73948	1627	181917	
	619	75148	1746	208328	
REGALIA AND BADGES					9080
100 U KINGDOM		3196		38902	
215 INDIA		141		1476	
216 PAKISTAN		807		2652	
231 HONG KONG				2108	
305 AUSTRIA				267	
327 FRANCE				702	
335 GERMANY W		1122		6558	
347 JAPAN		91		682	
372 SPAIN		614		4339	
376 SWITZRLND		268		500	
400 U STATES		5324		42946	
		11563		101132	
SHADES LAMP NOP SHADE HOLOERS					9081
100 U KINGDOM				1044	
318 DENMARK				125	
327 FRANCE		71		128	
335 GERMANY W				1560	
344 ITALY				849	
347 JAPAN		95		95	
359 NORWAY				151	
400 U STATES		5604		75502	
		5770		79454	
SPECTACLE FRAMES AND PARTS NOP					9082
100 U KINGDOM		328		4361	
305 AUSTRIA		790		3489	
327 FRANCE		7147		43137	
335 GERMANY W		18864		94539	
344 ITALY		576		7997	
347 JAPAN				5374	
400 U STATES		182270		1581479	
		209975		1740376	
PARTS FOR SPECTACLE FRAMES					9083
400 U STATES		27581		234804	
		27581		234804	
TOBACCO PIPES SMOKERS SETS					9084
100 U KINGDOM		8796		58723	
231 HONG KONG				61	
305 AUSTRIA		945		2521	
306 BELGIUM				270	
317 CZECHO S		227		518	
327 FRANCE		3801		40768	
335 GERMANY W		1001		4276	
344 ITALY		8901		41412	
347 JAPAN				1352	
354 NETHRLNDS				109	
400 U STATES		6606		47337	
		30277		197347	
TOBACCO POUCHES CIGARETTE CASE					9085
100 U KINGDOM		5389		15536	
306 BELGIUM				295	
317 CZECHO S				1611	
327 FRANCE				571	
335 GERMANY W		121		966	
344 ITALY				182	
347 JAPAN				1566	
354 NETHRLNDS				120	
372 SPAIN				126	
376 SWITZRLND		89		239	
400 U STATES		538		3515	
		6137		24727	

IMPORTS INTO CANADA FOR CONSUMPTION

163

Articles and Countries from which Imported	MONTH OF JUNE 1957		SIX MONTHS ENDED JUNE 1957		Class Number
	Quantities	Values (\$)	Quantities	Values (\$)	
TOILET AND MANICURE SETS					9086
100 U KINGDOM		1622		6857	
305 AUSTRIA		599		8761	
335 GERMANY W		6943		26795	
344 ITALY				103	
376 SWITZRLND				2066	
400 U STATES		63		2050	
		9227		46632	
TRUNKS AND VALISES					9087
100 U KINGDOM		32900		195656	
231 HONG KONG				888	
305 AUSTRIA		92		92	
306 BELGIUM				60	
317 CZECHO S		323		13628	
327 FRANCE				908	
335 GERMANY W		1721		14350	
344 ITALY		111		408	
347 JAPAN		3864		24289	
352 MEXICO				146	
354 NETHRLNDS		50		4652	
359 NORWAY		65		65	
367 AZORES				380	
375 SWEDEN		2591		14675	
376 SWITZRLND				181	
400 U STATES		89443		598401	
		131160		868779	
UMBRELLAS PARASOLS SUNSHADES					9088
100 U KINGDOM		1394		6094	
231 HONG KONG				1857	
306 BELGIUM				1295	
327 FRANCE		227		342	
335 GERMANY W		70		3826	
344 ITALY				1709	
347 JAPAN		1729		11893	
354 NETHRLNDS				1535	
376 SWITZRLND				342	
400 U STATES		3944		33182	
		7364		62075	
WINDOW SHADE DR BLIND ROLLERS					9090
375 SWEDEN		600		11238	
400 U STATES		1969		15594	
		2569		26832	
REFRIGERATOR PARTS					9091
100 U KINGDOM		52059		478578	
306 BELGIUM		261		261	
318 DENMARK		191		191	
375 SWEDEN		470		470	
400 U STATES		861532		7566430	
		914513		8045930	
HOME OR FARM FREEZERS ELECTRIC	NO				9092
100 U KINGDOM			1	90	
400 U STATES					
		3496	23131	3964685	
		3496	23132	3964775	
MINERAL MEDICINAL AERATED WATER					9103
100 U KINGDOM				702	
327 FRANCE		3763		73706	
335 GERMANY W		605		605	
344 ITALY				3377	
400 U STATES		7394		26454	
		11762		104844	
ACCORDIONS CONCERTINAS MELODEONS	NO				9110
100 U KINGDOM			3	331	
305 AUSTRIA			3	480	
317 CZECHO S	1	87	1	87	
326 FINLAND	3	750	3	750	
335 GERMANY W	374	6319	3893	83761	
344 ITALY	1371	68513	5330	256780	
347 JAPAN			24	50	
354 NETHRLNDS	1	250	2	340	
375 SWEDEN	3	535	18	1440	
376 SWITZRLND	76	565	754	9270	
390 GERMANY E	4070	2800	4579	8329	
400 U STATES	20	4153	250	39349	
	5919	83972	14860	400967	
BRASS BAND INSTRUMENTS					9111
100 U KINGDOM		18584		133599	
216 PAKISTAN		63		187	
306 BELGIUM				86	
317 CZECHO S		306		6725	
327 FRANCE		3089		58220	
335 GERMANY W		4329		23235	
344 ITALY		92		11295	
352 MEXICO				107	
354 NETHRLNDS				8106	
376 SWITZRLND		145		145	
379 TURKEY		1321		1321	
390 GERMANY E				547	
400 U STATES		10741		123133	
		38670		366706	
HARPS	NO				9113
400 U STATES	1	80	6	4324	
	1	80	6	4324	
CABINET ORGANS	NO				9114
335 GERMANY W			6	956	
347 JAPAN	28	1501	40	2355	
400 U STATES	1	60	32	4638	
	29	1561	78	7949	

IMPORTS INTO CANADA FOR CONSUMPTION

Articles and Countries from which Imported	MONTH OF JUNE 1957		SIX MONTHS ENDED JUNE 1957		Class Number
	Quantities	Values (\$)	Quantities	Values (\$)	
PIPE ORGANS					
354 NETHRLNDS	NO				9115
400 U STATES			1	2464	
			3	8157	
			4	10621	
ORGAN PARTS N O P					
100 U KINGDOM		8714		35428	9116
335 GERMANY W		931		5918	
344 ITALY		123		123	
390 GERMANY E				394	
400 U STATES		12751		75550	
		22519		117413	
PIANOS					
100 U KINGDOM	NO				9117
236 NEW ZEAL	3	479	73	23808	
318 DENMARK			1	600	
335 GERMANY W	1	148	1	361	
347 JAPAN			2	885	
400 U STATES			6	923	
	122	42426	721	251888	
	126	43053	804	278465	
PIANO PARTS N O P					
100 U KINGDOM		6046		33853	9118
335 GERMANY W		241		1064	
400 U STATES		18951		108081	
		25238		142998	
PIANO AND ORGAN PARTS FOR MFR					9119
PHONOGRAPHS GRAMOPHONES NOP					
100 U KINGDOM		9734		40076	9120
231 HONG KONG				110	
317 CZECHO S		1752		4054	
335 GERMANY W		1302		12247	
347 JAPAN		923		17679	
354 NETHRLNDS		264		18831	
376 SWITZRLND		788		6237	
400 U STATES		79220		677916	
		93983		777150	
PHONOGRAPH RECORDS					
100 U KINGDOM	NO				9121
231 HONG KONG	6578	7721	100380	79666	
234 AUSTRALIA	294	78	3097	1095	
313 CHINA			1144	2863	
317 CZECHO S	1884	1043	413	202	
318 DENMARK			5238	2532	
326 FINLAND	665	419	112	58	
327 FRANCE	8583	8192	1182	865	
335 GERMANY W	3835	2407	65620	71220	
340 HUNGARY			51841	34167	
344 ITALY	8773	4027	3632	1299	
347 JAPAN			33809	17911	
354 NETHRLNDS	23	56	4065	1851	
365 POLAND			982	1210	
375 SWEDEN			377	231	
376 SWITZRLNO	3249	2149	3253	2017	
380 USSR	700	140	5730	3881	
388 YUGO SLAV	275	100	3055	1860	
400 U STATES	137151	92381	335	181	
	172010	118713	1075371	595538	
			1359636	818647	
OTHER MUSICAL INSTRUMENTS					
100 U KINGDOM		1372		13608	9122
231 HONG KONG				157	
305 AUSTRIA		251		251	
306 BELGIUM				426	
316 CUBA				184	
317 CZECHO S				4970	
327 FRANCE		6773		11326	
335 GERMANY W		18828		95094	
344 ITALY		1515		7776	
347 JAPAN		4153		22401	
352 MEXICO		202		3314	
354 NETHRLNDS		872		3168	
372 SPAIN		311		311	
376 SWITZRLND		6116		22142	
390 GERMANY E		1295		5644	
400 U STATES		134908		1039330	
		176596		1230102	
MUSICAL INSTRUMENT STRINGS					
100 U KINGDOM				793	9123
305 AUSTRIA				703	
318 DENMARK				984	
335 GERMANY W		1393		5414	
400 U STATES		3749		38383	
		5142		46277	
PHONOGRAPHS COIN OPERATED					
400 U STATES	NO				9124
	369	225234	1278	776864	
	369	225234	1278	776864	
PHOTOFLASH LAMPS					
354 NETHRLNDS	NO				9127
400 U STATES			104000	3602	
	32912	2431	105572	8706	
	32912	2431	209572	12308	
PHOTOGRAPHIC ACCESSORIES PARTS					
100 U KINGDOM		2524		12521	9128
305 AUSTRIA				3103	
317 CZECHO S				3312	
327 FRANCE		219		1253	
335 GERMANY W		46113		324279	
344 ITALY		1684		5636	

IMPORTS INTO CANADA FOR CONSUMPTION

165

Articles and Countries from which Imported	MONTH OF JUNE 1957		SIX MONTHS ENDED JUNE 1957		Class Number
	Quantities	Values (\$)	Quantities	Values (\$)	
347 JAPAN		27240		139703	
354 NETHRLNDS				12215	
375 SWEDEN				2813	
376 SWITZRLND		4739		26135	
390 GERMANY E				247	
400 U STATES		391422		2368315	
THERMOMETERS		473941		2899532	
100 U KINGDOM		4019		27552	9129
318 DENMARK		284		1019	
327 FRANCE		63		1575	
335 GERMANY W		802		9612	
344 ITALY				129	
347 JAPAN		2078		9662	
375 SWEDEN		100		365	
376 SWITZRLND		57		911	
390 GERMANY E		1834		17327	
400 U STATES		73924		504993	
APPARATUS X RAY		83161		573145	
100 U KINGDOM		11986		26572	9130
318 DENMARK		1031		11653	
335 GERMANY W		2376		52627	
344 ITALY				400	
354 NETHRLNDS		17261		123235	
375 SWEDEN		7784		22151	
400 U STATES		236524		1863078	
ARTIFICIAL LARYNX		276962		2099716	
400 U STATES		130		130	9131
BOTANICAL SPECIMENS		130		130	
100 U KINGDOM		92		1633	9132
215 INDIA				957	
335 GERMANY W		237		501	
347 JAPAN				355	
352 MEXICO		165		165	
400 U STATES		1907		13189	
OLD COINS STAMPS TROPHIES		2401		16800	
100 U KINGDOM		958		4131	9133
207 UN SO AFR		300		412	
215 INDIA				212	
231 HONG KONG				1479	
232 MALTA				121	
318 DENMARK				232	
327 FRANCE				589	
328 FR AFRICA				260	
338 HAITI				75	
354 NETHRLNDS		135		720	
358 NICARAGUA				171	
379 TURKEY		170		170	
386 URUGUAY				190	
389 IRELAND				358	
400 U STATES		7770		92092	
CAMERAS AND CAMERA PARTS N O P		9333		101212	
100 U KINGDOM		1883		23288	9134
223 BARBADOS				194	
225 TRINIDAD				52	
231 HONG KONG		1883		2701	
305 AUSTRIA		16208		62587	
317 CZECHO S				11435	
318 DENMARK				540	
327 FRANCE		2195		11163	
335 GERMANY W		93695		771780	
344 ITALY		197		2322	
347 JAPAN		128846		387991	
352 MEXICO				247	
354 NETHRLNDS				3823	
375 SWEDEN		2841		12117	
376 SWITZRLND		20767		200376	
381 ALASKA		56		56	
390 GERMANY E		7410		39947	
400 U STATES		208331		1355640	
CAMERA PARTS UNFINISHED		484312		2886259	
335 GERMANY W				63	9135
400 U STATES		4267		71057	
CAMERA LENSES AND SHUTTERS		4267		71120	
327 FRANCE		1198		9951	9136
335 GERMANY W		6240		24066	
347 JAPAN				435	
400 U STATES		14157		188173	
COLLECTIONS OF ANTIQUITIES		21595		222625	
100 U KINGDOM		40803		232615	9137
215 INDIA				281	
220 BERMUDA				148	
224 JAMAICA				1327	
228 LEEW WIND				389	
231 HONG KONG		3463		11796	
305 AUSTRIA				4929	
313 CHINA		584		584	
327 FRANCE				31640	

IMPORTS INTO CANADA FOR CONSUMPTION

Articles and Countries from which Imported	MONTH OF JUNE 1957		SIX MONTHS ENDED JUNE 1957		Class Number
	Quantities	Values (\$)	Quantities	Values (\$)	
335 GERMANY W		985		1394	
344 ITALY		1878		6159	
347 JAPAN		379		1133	
353 MOROCCO		576		576	
354 NETHRLNDS		704		35091	
376 SWITZRLND				31641	
383 HAWAII				70	
391 LEBANON				144	
400 U STATES		66283		341862	
		115655		701779	
CYCLOMETERS AND SPEEDOMETERS					9138
100 U KINGDOM		2851		15742	
327 FRANCE		965		1530	
335 GERMANY W		2246		8598	
354 NETHRLNDS				270	
400 U STATES		36462		163185	
		42524		189325	
GLOBES GEOGRAPHICAL					9139
100 U KINGDOM		349		2905	
327 FRANCE				115	
335 GERMANY W				5311	
347 JAPAN				507	
400 U STATES		4235		48599	
		4584		57437	
MODELS OF INVENTIONS					9140
100 U KINGDOM				4824	
354 NETHRLNDS		125		1214	
375 SWEDEN				382	
400 U STATES		26573		188643	
		26698		195063	
APPARATUS FOR INSTITUTIONS					9141
100 U KINGDOM		14967		129877	
215 INDIA		155		155	
224 JAMAICA				70	
225 TRINIDAD		200		200	
305 AUSTRIA				4410	
306 BELGIUM				158	
318 DENMARK		74		11303	
327 FRANCE		1308		4295	
335 GERMANY W		4346		39232	
344 ITALY				167	
347 JAPAN		1119		1344	
354 NETHRLNDS				4423	
359 NORWAY		60		2665	
360 ISRAEL		525		525	
375 SWEDEN		2732		6761	
376 SWITZRLND		84722		89438	
384 P RICO				977	
389 IRELAND				275	
400 U STATES		393813		3586952	
		504021		3883227	
OPERATING ROOM EQUIPMENT					9142
100 U KINGDOM		2640		19447	
317 CZECHO S				1713	
327 FRANCE				628	
335 GERMANY W		3166		15080	
347 JAPAN				1949	
400 U STATES		379717		2232678	
		385523		2271495	
DENTAL INSTRUMENTS					9143
100 U KINGDOM		8178		88152	
231 HONG KONG				80	
305 AUSTRIA		7681		24839	
317 CZECHO S		279		793	
318 DENMARK		53		53	
327 FRANCE				444	
335 GERMANY W		12499		138949	
344 ITALY				2466	
347 JAPAN		4877		14870	
354 NETHRLNDS				7827	
375 SWEDEN		246		296	
376 SWITZRLND		684		10663	
400 U STATES		107500		718635	
		141997		1008067	
SURGICAL TRUSSES AND SUPPORTS					9144
100 U KINGDOM				113	
400 U STATES		479		3361	
		479		3474	
ARTICLES FOR THE BLIND					9145
100 U KINGDOM		607		1056	
376 SWITZRLND		1061		2809	
400 U STATES		2892		21460	
		4560		25325	
OPTICAL AND PHILOSOPHICAL INST					9146
100 U KINGDOM		35667		299149	
231 HONG KONG		381		1008	
234 AUSTRALIA				6454	
305 AUSTRIA		164		217	
306 BELGIUM				1211	
318 DENMARK				1255	
327 FRANCE		2290		14722	
335 GERMANY W		25883		126713	
344 ITALY		221		3874	
347 JAPAN				304980	
354 NETHRLNDS		53385		291	
359 NORWAY				75	

IMPORTS INTO CANADA FOR CONSUMPTION

167

Articles and Countries from which imported	MONTH OF JUNE 1957		SIX MONTHS ENDED JUNE 1957		Class Number
	Quantities	Values (\$)	Quantities	Values (\$)	
361 PANAMA				369	
375 SWEDEN		686		10475	
376 SWITZRLND		1538		8067	
400 U STATES		208319		1490826	
		328534		2269686	
EDUCATIONAL FILMS					9148
100 U KINGDOM		3654		16120	
223 BARBADOS				90	
234 AUSTRALIA				257	
317 CZECHO S				1007	
327 FRANCE		9762		13917	
335 GERMANY W		118		2377	
347 JAPAN				218	
354 NETHRLNDS				388	
365 POLAND		1302		1302	
375 SWEDEN				145	
376 SWITZRLND				248	
400 U STATES		80536		521191	
		95372		557260	
CINEMATOGRAPH CAMERAS					9149
327 FRANCE				1502	
376 SWITZRLND		145		145	
400 U STATES		2096		31401	
		2241		33048	
SURGICAL INSTRUMENTS					9150
100 U KINGDOM		35268		168682	
216 PAKISTAN		2110		10339	
305 AUSTRIA		123		1170	
306 BELGIUM		3535		3655	
318 DENMARK				697	
327 FRANCE		549		4049	
335 GERMANY W		39210		221738	
344 ITALY				5866	
347 JAPAN		14821		72416	
352 MEXICO		4781		4840	
354 NETHRLNDS		224		436	
375 SWEDEN		2401		21489	
376 SWITZRLND		588		9227	
390 GERMANY E				471	
400 U STATES		329876		2307213	
		433486		2832288	
RACING SHELLS OR OARS	NO				9151
100 U KINGDOM			3	2681	
375 SWEDEN		117		117	
		117	3	2798	
BOATS OPEN PLEASURE	NO				9152
100 U KINGDOM	102	43206	391	81881	
227 BAHAMAS			1	134	
318 DENMARK	26	14540	62	38452	
327 FRANCE	1	206	1	206	
334 ST PIERRE	1	150	1	150	
335 GERMANY W	19	10179	63	29555	
347 JAPAN			2	609	
354 NETHRLNDS	1	75	3	2823	
359 NORWAY	1	2688	3	8256	
375 SWEDEN			2	195	
400 U STATES	380	88951	1571	387238	
	531	159995	2100	549499	
LAUNCHES PLEASURE MOTIVE POWER	NO				9153
100 U KINGDOM			6	5898	
223 BARBADOS			1	258	
318 DENMARK			2	1414	
335 GERMANY W			5	4463	
400 U STATES	33	116352	139	479782	
	33	116352	133	491815	
SHIPS AND VESSELS REPAIRS ON					9155
220 BERMUDA				1670	
327 FRANCE				705	
334 ST PIERRE		2396		17768	
400 U STATES		32682		543085	
		35078		563228	
SHIPS FOREIGN BUILT COASTAL	NO				9156
VESSELS FOREIGN BUILT N O P					9157
100 U KINGDOM		26421		451584	
318 DENMARK		3072		3229	
335 GERMANY W				152	
354 NETHRLNDS				2914	
400 U STATES		26527		221851	
		56020		679730	
BUGGIES CUTTERS VEHICLES N O P	NO				9162
100 U KINGDOM	28	1435	48	2277	
335 GERMANY W		249		249	
400 U STATES	311	22254	1869	137925	
	339	23938	1917	140451	
CHILDRENS CARRIAGES AND PARTS	NO				9163
100 U KINGDOM	180	4825	854	16457	
305 AUSTRIA	6	190	6	190	
335 GERMANY W	12	395	17	509	
354 NETHRLNDS	70	1470	138	3010	
376 SWITZRLND			2	105	
400 U STATES	216	2280	1662	15488	
	484	9160	2679	35759	
CHILDRENS SLEDS VEHICLES N O P					9164
100 U KINGDOM		554		1847	
335 GERMANY W		415		715	

IMPORTS INTO CANADA FOR CONSUMPTION

Articles and Countries from which Imported	MONTH OF JUNE 1957		SIX MONTHS ENDEO JUNE 1957		Class Number
	Quantities	Values (\$)	Quantities	Values (\$)	
354 NETHRLNDS				1 471	
400 U STATES		11 855		17 223 6	
SLEIGHS N O P AND PARTS	NO	12 824		17 626 9	9 165
359 NORWAY			2	554	
400 U STATES			6	4 066	
WAGONS AND SLEDS FARM AND PTS	NO		8	4 620	
100 U KINGDOM			10	4 347	9 166
400 U STATES	116	23 005	998	16 045 1	
WAGONS FREIGHT DRAYS AND PARTS	NO	116	1008	16 479 8	
400 U STATES		23 005			9 167
WHEELBARROWS HAND TRUCKS CARTS	NO		5	1 203	
100 U KINGDOM	55	4 526	130 6	29 300	9 168
318 DENMARK	3	385	7	700	
327 FRANCE			1	88	
335 GERMANY W			12	162	
354 NETHRLNDS	6	410	8	476	
375 SWEODEN	4	686	48	8 139	
400 U STATES	5325	10 343 3	47255	65 946 6	
TRUCKS AND CARS N O P	5393	109 440	48637	698 331	9 169
100 U KINGDOM				377	
335 GERMANY W				1 645	
400 U STATES		20 128		79 435	
TRAILERS FOR MOTOR VEHICLES	NO	20 128		81 457	9 170
100 U KINGDOM	2	1 222	26	90 48	
335 GERMANY W			3	947	
381 ALASKA			2	1 700	
400 U STATES	895	11 748 07	4629	53 464 09	
AIRCRAFT NOT OVER 1500 LB WT	NO	897	4660	535 810 4	9 171
100 U KINGDOM			1	3 309	
400 U STATES	30	11 302 4	161	82 617 2	
AIRCRAFT 1501 TO 3000 LB WT	NO	30	162	82 948 1	9 172
381 ALASKA			1	8 016	
400 U STATES	14	15 492 9	93	95 872 7	
AIRCRAFT 3001 TO 7500 LB WT	NO	14	94	96 674 3	9 173
100 U KINGDOM	1	18 745	3	6 445 8	
400 U STATES	5	11 393 7	15	55 209 2	
AIRCRAFT OVER 7500 LB WEIGHT	NO	6	18	61 655 0	9 174
100 U KINGDOM	3	22 315 60	11	82 461 68	
218 MALAYA	1	5 333 3	1	5 333 3	
400 U STATES	3	1 393 33	16	20 434 84	
AIRCRAFT PTS EXCLUDING ENG PTS	7	24 242 26	28	10 342 985	9 175
100 U KINGDOM		49 243 4		255 496 8	
218 MALAYA		2 709		2 709	
231 HONG KONG		3 162		10 721	
234 AUSTRALIA		486		10 981	
236 NEW ZEAL		269		615	
304 ARGENTINA		1430		2 708	
327 FRANCE		108		108	
335 GERMANY W		145		616	
347 JAPAN		2 356		4 813	
352 MEXICO		1 843		16 429	
354 NETHRLNDS				362	
375 SWEODEN		797		1 246	
381 ALASKA				291 2	
400 U STATES		51 424 87		363 114 57	
PAINTINGS UNDER 20 DOLLARS	NO	56 482 26		389 206 45	9 181
100 U KINGDOM	981	1488	1766	4 614	
231 HONG KONG			103	382	
305 AUSTRIA	623	751	799	2 334	
306 BELGIUM			211	753	
313 CHINA	288	159	288	159	
318 DENMARK	110	758	659	3 506	
327 FRANCE			41	259	
340 HUNGARY	230	1977	419	3984	
344 ITALY	789	2 250	1033	4 059	
347 JAPAN	1200	944	1667	1 554	
354 NETHRLNDS	53	439	788	2804	
400 U STATES	114	337	675	2 598	
PAINTINGS 20 DOLLARS OR OVER	4388	9103	8449	27 006	9 182
100 U KINGDOM		58 204		23 913 5	
220 BERMUDA				185	
223 BARBADOS		60		60	
224 JAMAICA				56	
231 HONG KONG				89	
234 AUSTRALIA				600	
305 AUSTRIA		877		8 602	
306 BELGIUM				614	
317 CZECHO S				100	
318 DENMARK		2321		6260	
327 FRANCE		13 387		46 692	
335 GERMANY W				1 434	
336 GREECE				336	
338 HAITI				300	

IMPORTS INTO CANADA FOR CONSUMPTION

Articles and Countries from which Imported	MONTH OF JUNE 1957		SIX MONTHS ENDED JUNE 1957		Class Number
	Quantities	Values (\$)	Quantities	Values (\$)	
340 HUNGARY		670		2607	
344 ITALY		4240		23504	
347 JAPAN				381	
352 MEXICO				2866	
354 NETHRLNDS		1888		68423	
359 NORWAY		67		67	
363 PERU				300	
365 POLAND		63		63	
372 SPAIN				885	
375 SWEDEN				200	
376 SWITZRLND		6690		7326	
383 HAWAII		3000		8713	
384 P RICO				295	
400 U STATES		140712		943261	
STATUES AND STATUETTES N O P		232179		1363354	
100 U KINGDOM		4138		13710	9183
203 B E AFR				475	
207 UN SO AFR				277	
215 INDIA		282		555	
217 CEYLON				563	
231 HONG KONG		539		3311	
305 AUSTRIA		236		4885	
313 CHINA		60		154	
318 DENMARK		316		4115	
327 FRANCE		195		1451	
335 GERMANY W		1522		10755	
344 ITALY		3204		10469	
347 JAPAN		5387		39940	
352 MEXICO				280	
354 NETHRLNDS				581	
375 SWEDEN				643	
376 SWITZRLND		719		1181	
390 GERMANY E		1801		2543	
400 U STATES		4660		32405	
PORCELAIN STATUES STATUETTES		23059		128293	
100 U KINGDOM		39532		257410	9184
231 HONG KONG		465		2661	
305 AUSTRIA		184		184	
306 BELGIUM		123		180	
318 DENMARK		1413		12196	
327 FRANCE		346		2598	
335 GERMANY W		4974		43104	
336 GREECE				349	
344 ITALY		1321		7951	
347 JAPAN		25037		162654	
352 MEXICO		103		103	
366 PORTUGAL				631	
375 SWEDEN				79	
390 GERMANY E		3276		4927	
400 U STATES		2118		18579	
SCULPTURES CANADIAN MODELS		78892		513606	
344 ITALY				210	9185
400 U STATES		401		478	
MATERIAL FOR HARD METAL COMPD		401		688	
100 U KINGDOM				18660	9187
234 AUSTRALIA				370	
400 U STATES		117494		473928	
MATERIAL FOR FISHING EQUIPMENT		117494		492958	
400 U STATES		546		1448	9189
MATERIALS FOR CYANIDE MFR		546		1448	
ARTICLES FOR FERTILIZER MFR					9190
100 U KINGDOM		50		228	9191
306 BELGIUM				981	
327 FRANCE				1693	
376 SWITZRLND				87	
400 U STATES		35378		444775	
ARTICLES FOR GOVERNOR GENERAL		35428		447764	
100 U KINGDOM				743	9192
316 CUBA				92	
327 FRANCE				227	
400 U STATES		106		878	
ARTICLES FOR CONSULS		106		1940	
100 U KINGDOM		10168		40917	9193
207 UN SO AFR		5100		5420	
215 INDIA				174	
216 PAKISTAN				100	
225 TRINIDAD				125	
231 HONG KONG		750		1450	
234 AUSTRALIA		1000		1528	
236 NEW ZEAL				2696	
304 ARGENTINA				905	
305 AUSTRIA				1250	
306 BELGIUM				2060	
309 BRAZIL				322	
312 CHILE		20000		20250	
313 CHINA				57	
314 COLOMBIA				1920	

IMPORTS INTO CANADA FOR CONSUMPTION

Articles and Countries from which Imported	MONTH OF JUNE 1957		SIX MONTHS ENDED JUNE 1957		Class Number
	Quantities	Values (\$)	Quantities	Values (\$)	
316 CUBA				95	
317 CZECHOSLOVAKIA		860		11407	
318 DENMARK		100		2737	
320 DOM REP		2011		2011	
326 FINLAND				572	
327 FRANCE		1689		78686	
335 GERMANY W		6755		42780	
336 GREECE				1451	
337 GUATEMALA				200	
338 HAITI		60		345	
342 IRAN		250		250	
344 ITALY		1175		4562	
347 JAPAN		719		3764	
352 MEXICO		290		1214	
354 NETHERLANDS		3426		25965	
355 INDONESIA				11433	
359 NORWAY				1200	
360 ISRAEL		50		405	
363 PERU				1925	
364 PHILIPPINES		300		700	
365 POLAND		2301		8278	
366 PORTUGAL		110		660	
367 AZORES				130	
372 SPAIN		508		2449	
375 SWEDEN		70		17628	
376 SWITZERLAND		10210		13914	
379 TURKEY				200	
380 USSR		1020		3628	
384 PUERTO RICO				106	
387 VENEZUELA				3970	
388 YUGOSLAVIA				100	
389 IRELAND				50	
400 UNITED STATES		29609		309885	
		98531		631874	
CANADIAN GOODS RETURNED					9195
100 UNITED KINGDOM		30089		152998	
203 BELGIUM				100	
205 RHODOS				162	
207 UNION SOVIET				1912	
215 INDIA		333		633	
218 MALAYA		9331		9331	
220 BERMUDA		684		10708	
221 BRITAIN GUIANA				9141	
222 BAHAMA				127	
223 BARBADOS		289		7292	
224 JAMAICA		14090		26214	
225 TRINIDAD				170	
227 BAHAMAS		130		987	
231 HONG KONG		438		544	
234 AUSTRALIA				8700	
236 NEW ZEALAND				4755	
305 AUSTRIA				4240	
306 BELGIUM				3408	
312 CHILE				800	
314 COLOMBIA		55		1555	
316 CUBA		350		2608	
318 DENMARK		134		524	
326 FINLAND				150	
327 FRANCE		1275		2209	
329 INDOCHINA				1000	
334 ST PIERRE				679	
335 GERMANY W		835		5983	
336 GREECE				1627	
338 HAITI		29795		45198	
339 HONDURAS				12196	
340 HUNGARY				200	
344 ITALY		7500		7900	
347 JAPAN				3610	
352 MEXICO				2768	
353 MOROCCO				943	
354 NETHERLANDS		575		15054	
357 NETHERLANDS ANT		92		92	
359 NORWAY		159		456	
361 PANAMA				219	
363 PERU				2069	
364 PHILIPPINES				7655	
375 SWEDEN				822	
376 SWITZERLAND				526	
381 ALASKA		350		600	
383 HAWAII				1000	
384 PUERTO RICO				410	
387 VENEZUELA		48139		53176	
389 IRELAND				100	
400 UNITED STATES		1455662		4072678	
		1600305		4486229	
ARMS ETC BRITISH OR NATO CTS					9196
100 UNITED KINGDOM		88583		1021953	
215 INDIA				162	
221 BRITAIN GUIANA				701	
224 JAMAICA		625		875	
306 BELGIUM		1503		8431	
316 CUBA		306		1539	
318 DENMARK		466		17909	
327 FRANCE		18382		63611	
335 GERMANY W		83518		371147	
341 ICELAND				2218	

IMPORTS INTO CANADA FOR CONSUMPTION

171

Articles and Countries from which Imported	MONTH OF JUNE 1957		SIX MONTHS ENDED JUNE 1957		Class Number
	Quantities	Values (\$)	Quantities	Values (\$)	
344 ITALY				14504	
347 JAPAN		749		31481	
353 MOROCCO		1126		1187	
354 NETHRLNDS		56		7390	
359 NORWAY				4176	
366 PORTUGAL		585		1572	
371 THAILAND				10055	
372 SPAIN				3517	
375 SWEDEN		3451		5242	
376 SWITZRLND		5091		58047	
381 ALASKA		4066		45056	
389 IRELAND				461	
400 U STATES		1335047		10135230	
		1543554		11806464	
EXWAREHOUSED SHIPS STORES NOP					
100 U KINGDOM		3393		18769	9197
221 B GUIANA				521	
316 CUBA				53	
327 FRANCE		838		4197	
335 GERMANY W				57	
354 NETHRLNDS		356		2706	
384 P RICO		53		117	
400 U STATES		9387		45425	
		14027		71845	
BATTERY JARS GLASS OR RUBBER					
100 U KINGDOM				925	9199
335 GERMANY W		713		1733	
400 U STATES		165492		849677	
		166205		852335	
CASUAL DONATIONS					
100 U KINGDDM				301	9201
220 BERMUDA				1973	
327 FRANCE				206	
335 GERMANY W				228	
354 NETHRLNDS				65	
359 NORWAY				451	
400 U STATES		3610		87786	
		3610		91010	
CORSET CLASPS STEELS WIRES					
100 U KINGDOM		1557		3693	9202
400 U STATES		974		7932	
		2531		11625	
FEATHERS FLOWERS ART FDR HATS					
100 U KINGDOM		266		858	9204
305 AUSTRIA		378		2152	
317 CZECHO S		150		5804	
327 FRANCE		1658		37756	
335 GERMANY W		6215		44358	
344 ITALY				1171	
347 JAPAN		10647		71317	
376 SWITZRLND				106	
390 GERMANY E		2388		30492	
400 U STATES		9088		93159	
		30790		287173	
LIFEBOATS LIFESAVING APPARATUS					
100 U KINGDOM				3328	9205
400 U STATES				286	
				3614	
MINERS RESCUE APPLIANCES					
100 U KINGDOM		2678		9044	9207
327 FRANCE				1119	
335 GERMANY W		1463		8205	
400 U STATES		172155		1139541	
		176296		1157909	
MATERIALS FOR TEXTILE PRINTING					
100 U KINGDOM		1112		18408	9208
400 U STATES		1977		54733	
		3089		73141	
SALTS OF THORIUM OR CERIUM					
400 U STATES		11520		34590	9209
		11520		34590	
SPURS AND STILTS					
400 U STATES		147		1303	9210
		147		1303	
VACCINE AND PLASMA CONTAINERS					
100 U KINGDDM				57	9212
400 U STATES		11798		83131	
		11798		83188	
GOODS FREE BY ORDER IN COUNCIL					
100 U KINGDOM				5720	9213
359 NORWAY				65	
400 U STATES		13364		52167	
		13364		57952	
ARTICLES FOR MFR TOBACCO PIPES					
100 U KINGDOM		181		656	9214
327 FRANCE				232	
400 U STATES		375		3476	
		556		4364	
SAFETY GLASS SHEET ADHESIVES					
400 U STATES		92360		619995	9215
		92360		619995	
TOURIST PURCHASES DUTY FREE					
100 U KINGDOM		146669		472121	9228
203 B E AFR		294		1262	
205 RHOD NYAS				33	
207 UN SO AFR				70	

IMPORTS INTO CANADA FOR CONSUMPTION

Articles and Countries from which Imported	MONTH OF JUNE 1957		SIX MONTHS ENDED JUNE 1957		Class Number
	Quantities	Values (\$)	Quantities	Values (\$)	
208 BSA OTHER				64	
213 BWA OTHER				190	
215 INDIA		231		1003	
216 PAKISTAN		148		431	
217 CEYLON		398		398	
220 BERMUDA		3369		61929	
221 B GUIANA				192	
222 B HOND		1624		19112	
223 BARBADOS		526		5694	
224 JAMAICA		581		14129	
225 TRINIDAD		383		19151	
227 BAHAMAS		168		16269	
228 LEEW WIND				25	
230 GIBRALTAR				251	
231 HONG KONG		561		3354	
232 MALTA		63		63	
234 AUSTRALIA		48		3897	
236 NEW ZEAL		894		1518	
304 ARGENTINA				946	
305 AUSTRIA		1118		4806	
306 BELGIUM		685		2515	
309 BRAZIL		230		445	
311 BURMA				55	
313 CHINA		40		293	
314 COLOMBIA				302	
316 CUBA				8622	
317 CZECHO S		59		372	
318 DENMARK		333		3786	
319 GREENLAND		1508		4949	
320 DOM REP				40	
322 EGYPT		326		5083	
326 FINLAND		50		353	
327 FRANCE		16433		49054	
328 FR AFRICA				47	
334 ST PIERRE		658		3027	
335 GERMANY W		13012		62641	
336 GREECE		344		423	
337 GUATEMALA				115	
338 HAITI				642	
340 HUNGARY				71	
341 ICELAND		91		944	
342 IRAN				97	
344 ITALY		11106		37156	
347 JAPAN		3455		9533	
348 KOREA				30	
352 MEXICO		3058		71496	
353 MOROCCO				71	
354 NETHRLNDS		4191		24453	
355 INDONESIA				46	
357 NETH ANT		108		1529	
359 NORWAY		201		2480	
360 ISRAEL		129		2239	
361 PANAMA				107	
363 PERU		30		900	
365 POLAND		27		161	
366 PORTUGAL		2413		2598	
367 AZORES		651		5915	
370 ROUMANIA				90	
372 SPAIN		1150		2967	
375 SWEDEN		515		2079	
376 SWITZRLND		3236		8157	
380 USSR				304	
381 ALASKA				4370	
382 VIRGIN IS				670	
383 HAWAII		1317		53641	
384 P RICO				3097	
387 VENEZUELA		44		157	
388 YUGO SLAV				69	
389 IRELAND		1307		4546	
392 SYRIA		93		200	
400 U STATES		4166424		28544286	
		4390299		29554131	
CARTRIDGES SHOT GUN SHELLS					9237
100 U KINGDOM				681	
344 ITALY				420	
400 U STATES		17735		22814	
		17735		23915	
DEXTROSE SOLUTIONS THERAPEUTIC					9238
400 U STATES		20135		188743	
		20135		188743	
METALLIC CARTRIDGES AMMUNITION					9239
100 U KINGDOM				5781	
306 BELGIUM				185	
318 DENMARK		2506		2506	
326 FINLAND				176	
335 GERMANY W				3387	
344 ITALY		75		75	
375 SWEDEN				309	
400 U STATES		23650		67991	
		26231		80410	
BLACKBDARDS OF SLATE OR PAPER					9240
335 GERMANY W				853	
344 ITALY				11575	
366 PORTUGAL		1760		3448	
400 U STATES		38907		221277	
		40667		237153	

IMPORTS INTO CANADA FOR CONSUMPTION

173

Articles and Countries from which Imported	MONTH OF JUNE 1957		SIX MONTHS ENDED JUNE 1957		Class Number
	Quantities	Values (\$)	Quantities	Values (\$)	
PRESENTATIONS FOR LIFE SAVING					
400 U STATES				145	9241
				145	
BIOLOGICAL PRODUCTS N O P					9242
100 U KINGDOM		5106		11699	
234 AUSTRALIA				2838	
327 FRANCE		807		807	
335 GERMANY W				378	
354 NETHRLNDS				750	
375 SWEDEN		494		990	
376 SWITZRLND				862	
400 U STATES		124021		801576	
		130428		819900	
BASKETS OF ALL KINDS N O P					9243
100 U KINGDOM		1057		4125	
215 INDIA		122		300	
231 HONG KONG		1261		9367	
305 AUSTRIA				263	
306 BELGIUM		1801		10043	
313 CHINA				1105	
318 DENMARK				187	
327 FRANCE				1695	
335 GERMANY W		2806		6049	
340 HUNGARY				512	
344 ITALY		909		3447	
347 JAPAN		5431		37374	
352 MEXICO		380		15008	
354 NETHRLNDS				189	
365 POLAND		4592		21908	
366 PORTUGAL		562		2534	
367 AZORES		139		4360	
372 SPAIN				5979	
375 SWEDEN				229	
388 YUGO SLAV				8524	
400 U STATES		51865		124160	
		70925		257358	
COMMUNION SETS CHURCH ARTICLES					9244
100 U KINGDOM		4966		13664	
215 INDIA		113		113	
231 HONG KONG		238		1908	
234 AUSTRALIA		274		274	
305 AUSTRIA				1993	
306 BELGIUM		1744		4545	
313 CHINA				744	
317 CZECHO S		1286		32977	
318 DENMARK				68	
327 FRANCE		21578		142111	
335 GERMANY W		4751		32395	
344 ITALY		37799		249497	
347 JAPAN		18832		81642	
352 MEXICO				203	
354 NETHRLNDS		170		365	
360 ISRAEL				1571	
365 POLAND		50		50	
366 PORTUGAL		90		892	
371 THAILAND				309	
372 SPAIN		369		1468	
376 SWITZRLND				341	
383 HAWAII				295	
389 IRELAND				1560	
400 U STATES		36292		290957	
		128552		859942	
CARTRIDGE CASES GUN WADS CAPS					9246
335 GERMANY W				249	
375 SWEDEN				96	
400 U STATES		64429		173272	
		64429		173617	
AMMUNITION N O P					9247
100 U KINGDOM		30716		424123	
306 BELGIUM				3966	
327 FRANCE				2700	
335 GERMANY W		513		1272	
359 NORWAY				7223	
375 SWEDEN		242825		242825	
400 U STATES		51532		1818548	
		325586		2500657	
ELECTRICAL ENERGY	MKWH				9249
400 U STATES	17913	95585	183417	935243	
	17913	95585	183417	935243	
ICE					9251
400 U STATES		914		2167	
		914		2167	
INCUBATORS BRODDERS AND PARTS	NO				9252
100 U KINGDOM			6	766	
400 U STATES	165	29209	13745	465769	
	165	29209	13751	466535	
IRON SAND PRESSURE BLASTING					9253
100 U KINGDOM		9616		54262	
400 U STATES		47222		390540	
		56838		444802	
BALL POINT PENS AND PARTS					9254
100 U KINGDOM		858		2338	
234 AUSTRALIA				940	
306 BELGIUM				76	
335 GERMANY W		1979		6762	
344 ITALY				123	

IMPORTS INTO CANADA FOR CONSUMPTION

Articles and Countries from which Imported	MONTH OF JUNE 1957		SIX MONTHS ENDED JUNE 1957		Class Number
	Quantities	Values (\$)	Quantities	Values (\$)	
347 JAPAN		513		2962	
376 SWITZRLND				190	
400 U STATES		147845		1108820	
		151195		1122211	
ALABASTER SPAR AMBER ORNAMENTS					9255
100 U KINGDOM		9723		53619	
203 B E AFR		123		276	
215 INDIA				66	
231 HONG KONG		4207		7363	
305 AUSTRIA				592	
306 BELGIUM				76	
317 CZECHO S				3642	
327 FRANCE		463		4423	
335 GERMANY W		5571		15152	
344 ITALY		4483		12657	
347 JAPAN		14425		76271	
352 MEXICO		193		193	
354 NETHRLNDS		65		65	
365 POLAND		2704		5668	
376 SWITZRLND				503	
390 GERMANY E		10910		13554	
400 U STATES		9826		78282	
		62693		272402	
MACHINE CARD CLOTHING					9256
100 U KINGDOM		10794		108012	
306 BELGIUM				149	
335 GERMANY W		265		609	
400 U STATES		8114		72757	
		19173		181527	
PENCILS LEAD NON PROPELLING					9257
100 U KINGDOM	GROSS 374	1227	2558	7436	
317 CZECHO S			1006	1278	
327 FRANCE			12	125	
335 GERMANY W	2271	3652	5086	13615	
347 JAPAN	3076	3382	11932	11551	
400 U STATES	1360	3995	12186	41764	
	7081	12256	32780	75769	
PENCILS LEAD N O P					9258
100 U KINGDOM		80		836	
318 DENMARK				290	
327 FRANCE				234	
335 GERMANY W		1314		7906	
347 JAPAN		294		821	
376 SWITZRLND				392	
400 U STATES		4495		48053	
		6183		58532	
PENS FOUNTAIN EXCPT BALL POINT					9259
100 U KINGDOM		149		1110	
231 HONG KONG				113	
335 GERMANY W		1270		8258	
344 ITALY		600		2926	
347 JAPAN				1400	
376 SWITZRLND				165	
400 U STATES		8986		41805	
		11005		55777	
PENS N O P PENHOLDERS RULERS					9260
100 U KINGDOM		2552		14306	
231 HONG KONG				130	
335 GERMANY W		572		5396	
344 ITALY				834	
400 U STATES		23514		96383	
		26638		117049	
PRECIOUS STONES NOT MOUNTED					9262
100 U KINGDOM		10214		116579	
215 INDIA		7373		8994	
217 CEYLON		4530		5856	
231 HONG KONG				9209	
234 AUSTRALIA		305		635	
305 AUSTRIA		16908		143156	
309 BRAZIL				268	
317 CZECHO S		9998		39240	
327 FRANCE		1133		29390	
335 GERMANY W		14938		110200	
344 ITALY		134		2177	
347 JAPAN		13438		157933	
352 MEXICO		437		4518	
371 THAILAND		161		2292	
372 SPAIN				1194	
376 SWITZRLND		1318		36073	
400 U STATES		30828		226876	
		111715		894590	
PULLEYS BELT POWER TRANS NOP					9263
100 U KINGDOM		4536		27363	
335 GERMANY W				4312	
344 ITALY		81		140	
354 NETHRLNDS		68		3420	
375 SWEDEN				156	
400 U STATES		71990		550310	
		76675		585701	
SETTLERS EFFECTS					9264
100 U KINGDOM		1175086		4954910	
203 B E AFR		4000		11727	
205 RHOD NYAS		730		5736	
207 UN SD AFR		1780		28558	
208 BSA OTHER		1105		1105	
211 NIGERIA				1167	

IMPORTS INTO CANADA FOR CONSUMPTION

175

Articles and Countries from which Imported	MONTH OF JUNE 1957		SIX MONTHS ENDED JUNE 1957		Class Number
	Quantities	Values (\$)	Quantities	Values (\$)	
215 INDIA		2809		20794	
216 PAKISTAN		1570		6995	
217 CEYLON				2297	
218 MALAYA		3326		12751	
220 BERMUDA		2464		6709	
221 B GUIANA		300		10780	
223 BARBADOS				3075	
224 JAMAICA		680		27020	
225 TRINIDAD		4145		16362	
227 BAHAMAS				220	
229 FALKLAND				75	
230 GIBRALTAR				6000	
231 HONG KONG		7510		27610	
232 MALTA		2120		10220	
234 AUSTRALIA		11650		68112	
235 FIJI		750		750	
236 NEW ZEAL		9084		25632	
303 ARABIA		141		291	
304 ARGENTINA		800		10450	
305 AUSTRIA		20305		82495	
306 BELGIUM		36007		143738	
307 BEL CONGO		600		600	
308 BOLIVIA				8652	
309 BRAZIL		1600		25725	
311 BURMA				105	
312 CHILE				2775	
313 CHINA				940	
314 COLOMBIA		625		5385	
316 CUBA		1280		1780	
317 CZECHO S		100		2380	
318 DENMARK		79070		342801	
322 EGYPT		2675		16326	
324 ESTONIA				1990	
325 ETHIOPIA				500	
326 FINLAND		7289		27924	
327 FRANCE		46908		307048	
328 FR AFRICA		6900		27785	
335 GERMANY W		455726		1832301	
336 GREECE		650		28965	
340 HUNGARY		7880		195155	
341 ICELAND				2500	
342 IRAN		3304		5279	
343 IRAQ				500	
344 ITALY		10700		93936	
347 JAPAN		2629		54043	
348 KOREA				100	
349 LATVIA				150	
352 MEXICO		300		3373	
353 MOROCCO		11160		66996	
354 NETHRLNDS		641727		1961909	
355 INDONESIA		2255		2255	
357 NETH ANT				307	
358 NICARAGUA				50	
359 NORWAY		7360		488660	
360 ISRAEL		400		10640	
363 PERU		1600		12470	
364 PHIL		3000		5500	
365 POLANO		1955		14110	
366 PORTUGAL		1250		6620	
371 THAILAND				3395	
372 SPAIN		900		2052	
374 SPAN AFR		2000		2000	
375 SWEDEN		15510		79947	
376 SWITZRLND		38454		160105	
379 TURKEY		1700		2777	
380 USSR				1610	
381 ALASKA		2426		4152	
382 VIRGIN IS				4500	
383 HAWAII		1800		4800	
386 URUGUAY		100		100	
387 VENEZUELA		4560		21064	
388 YUGO SLAV		2225		3350	
389 IRELAND		10719		27098	
390 GERMANY E				200	
391 LEBANON		8000		11975	
392 SYRIA				100	
393 TAIWAN				4000	
394 PORT E AF				100	
400 U STATES		1557431		7734128	
SHOW CASES AND METAL PARTS		4231130		18671767	
100 U KINGDOM				368	9265
335 GERMANY W		500		2573	
400 U STATES		12953		110346	
SIGNS LETTERS OTHER THAN PAPER		13453		113287	
100 U KINGDOM		3576		23233	9266
306 BELGIUM				1155	
327 FRANCE				467	
335 GERMANY W		114		1441	
347 JAPAN				1360	
375 SWEDEN				1528	
376 SWITZRLND		495		1472	
389 IRELAND				96	
400 U STATES		66938		427118	
		71123		457870	

IMPORTS INTO CANADA FOR CONSUMPTION

Articles and Countries from which Imported	MONTH OF JUNE 1957		SIX MONTHS ENDED JUNE 1957		Class Number
	Quantities	Values (\$)	Quantities	Values (\$)	
MEASURING RULES AND TAPES					9267
100 U KINGDOM		9217		66665	
317 CZECHO S				788	
318 DENMARK				156	
335 GERMANY W		4792		28050	
344 ITALY				1631	
347 JAPAN		703		1821	
354 NETHRLNDS				3760	
376 SWITZRLND				261	
400 U STATES		40792		330764	
		55504		433896	
WASTE AND JUNK N O P	CWT				9269
100 U KINGDOM			917	1813	
400 U STATES	602706	14119	1747426	82018	
	602706	14119	1748343	83831	
WAX VEGETABLE AND MINERAL NOP	LB				9270
100 U KINGDOM			3084	1370	
309 BRAZIL	140971	113385	1012186	746506	
335 GERMANY W	2240	1606	22593	15741	
352 MEXICO	3234	1963	49911	44085	
390 GERMANY E			441	132	
400 U STATES	22362	13725	289886	191294	
	168807	130679	1378101	999128	
WAX AND MANUFACTURES N O P					9271
100 U KINGDOM				5707	
207 UN SO AFR				1056	
335 GERMANY W				17962	
344 ITALY				667	
352 MEXICO				110	
376 SWITZRLND				137	
400 U STATES		15876		164819	
		15876		190458	
WHIPS AND PARTS					9272
100 U KINGDOM		828		3832	
400 U STATES		1137		4237	
		1965		8069	
WINDOW CORNICES CORNICE POLES					9273
400 U STATES				282	
				282	
UNENUMERATED ARTICLES					9274
SHIPMENTS UNDER 50 DOLLARS					9275
100 U KINGDOM		120630		663652	
203 B E AFR		53		293	
205 RHOD NYAS				7	
207 UN SO AFR		169		808	
208 BSA OTHER		71		211	
210 G COAST				21	
215 INDIA		1141		4007	
216 PAKISTAN		43		287	
217 CEYLON				249	
218 MALAYA		226		342	
219 BEI OTHER				2	
220 BERMUDA		95		628	
221 B GUIANA		128		597	
222 B HOND		318		739	
223 BARBADOS		58		307	
224 JAMAICA		207		1345	
225 TRINIDAD		9		563	
227 BAHAMAS				147	
228 LEEW WIND		42		63	
231 HONG KONG		9535		59874	
232 MALTA		1		32	
234 AUSTRALIA		777		3750	
236 NEW ZEAL		6		210	
304 ARGENTINA		159		347	
305 AUSTRIA		1584		6660	
306 BELGIUM		2434		14069	
307 BEL CONGO				3	
309 BRAZIL		25		999	
310 BULGARIA				1	
312 CHILE		4		2267	
313 CHINA		90		512	
314 COLOMBIA				25	
315 C RICA		185		881	
316 CUBA		455		2153	
317 CZECHO S		273		3097	
318 DENMARK		2029		9770	
319 GREENLAND				205	
320 DOM REP				37	
321 ECUADOR		44		1060	
322 EGYPT		49		442	
324 ESTONIA		24		32	
325 ETHIOPIA				89	
326 FINLAND		211		1178	
327 FRANCE		10684		61093	
328 FR AFRICA		32		40	
329 INDOCHINA		9		51	
334 ST PIERRE				137	
335 GERMANY W		28622		146804	
336 GREECE		50		793	
337 GUATEMALA		551		1665	
338 HAITI				186	
339 HDNDURAS		114		273	
340 HUNGARY		285		753	
341 ICELAND				25	

IMPORTS INTO CANADA FOR CONSUMPTION

Articles and Countries from which Imported	MONTH OF JUNE 1957		SIX MONTHS ENDED JUNE 1957		Class Number
	Quantities	Values (\$)	Quantities	Values (\$)	
342 IRAN				369	
344 ITALY		7 319		31 585	
347 JAPAN		15 415		68 156	
348 KOREA				1	
349 LATVIA		20		20	
352 MEXICO		19 67		8 460	
353 MOROCCO		14		99	
354 NETHRLNDS		48 30		39 016	
355 INDONESIA				14	
357 NETH ANT				30	
359 NORWAY		591		3 444	
360 ISRAEL		29		476	
361 PANAMA		24		150	
362 PARAGUAY				7	
363 PERU				21	
364 PHIL		3		16	
365 POLAND		139		521	
366 PORTUGAL		302		1 625	
367 AZORES		64		756	
370 ROUMANIA				92	
371 THAILAND		10		105	
372 SPAIN		702		2 753	
373 CANARY IS				30	
375 SWEDEN		2 778		14 444	
376 SWITZRLND		4813		25 914	
378 JORDAN		64		71	
379 TURKEY		25		86	
380 USSR		84		431	
381 ALASKA		2 213		6 890	
382 VIRGIN IS				5	
383 HAWAII		440		2 510	
384 P RICO		385		1 455	
387 VENEZUELA		149		281	
388 YUGO SLAV		12		307	
389 IRELAND		205		819	
390 GERMANY E		79		840	
391 LEBANON				25	
392 SYRIA				74	
393 TAIWAN				6	
400 U STATES		3 801 555		24 854 000	
		4 025 653		26 052 685	

Value, Price and Volume Indexes of Imports for Consumption

The following table gives index numbers of the declared (statistical) value of imports for consumption by months, and of the unit value (price) and volume of these imports. The value index expresses the value of imports in a given month as a percentage of the monthly average in the base year. The price index is of the fixed-weight aggregative (Laspeyres) type, and combines unit values calculated from the monthly import statistics with specified wholesale or other price quotations. These latter quotations are used where inadequate quantity reporting or insufficiently homogeneous items in the trade statistics prevent the obtaining of sufficiently representative unit value series. The volume index is derived by dividing the value index by the corresponding price index, and is, therefore, of the currently-weighted (Paasche) type. These indexes are computed with 1948 as an interim reference base pending conversion to the Bureau's official post-war reference base (1949).

In computing the price index certain adjustments were made to the regular grouping of commodities used in the trade statistics, and all three indexes are presented on the basis of these adjusted groups. The chief adjustments are as follows: the two groups "agricultural and vegetable products" and "animals and animal products" have been combined into one group now titled "agricultural and animal products"; the sub-group "rubber and its products" (1678-1732) and the item "advertising matter" (4291) have been transferred to the "miscellaneous products" group; the item "arms, etc., British or N.A.T.O. countries" (9196) has been deducted from the "miscellaneous products" total and the grand total; three "ships" items (9155-57) have been transferred to the "iron and steel and their products" group; and a few other adjustments designed to improve group classification by component material have been made.

These indexes are currently computed from the original data for months, quarters and calendar years. Approximate indexes for other periods may be obtained by averaging the monthly values. Although such indexes will be less accurate than would result from a separate computation based on the original data, the margin of error is insufficient to necessitate a lengthy separate computation.

A complete record of these series by months for the post-war period is published in issues of Volume I of the annual report "Trade of Canada". Some additional commodity information appears in issues of the "Review of Foreign Trade". Details of the computation of the price indexes are given in D.B.S. Reference Paper, No. 8, 1950, titled "Export and Import Price Indexes by Months, July, 1945 - June, 1950 (1948=100)".

MONTHLY INDEX NUMBERS OF DECLARED VALUES, PRICES AND PHYSICAL VOLUME OF IMPORTS FOR CONSUMPTION, BY GROUPS

Interim base, 1948 = 100

Month	Total			Agricultural and Animal Products			Fibres and Textiles			Wood Products and Paper			
	1955	1956	1957	1955	1956	1957	1955	1956	1957	1955	1956	1957	
INDEX OF DECLARED VALUES													
1	January	139.0	183.2	208.2	127.4	132.2	155.0	104.1	126.0	122.7	212.2	278.9	319.2
2	February	139.3	183.5	195.5	124.5	137.5	136.4	100.3	126.0	124.2	238.4	313.1	305.6
3	March	168.6	210.0	212.8	134.4	137.7	145.4	121.5	125.5	126.2	263.4	307.7	311.6
4	April	172.9	240.0	243.8	147.5	156.2	180.2	116.0	132.7	134.1	241.2	311.4	330.5
5	May	195.7	248.0	251.4	161.7	190.3	210.1	112.5	131.3	126.0	275.6	330.3	320.6
6	June	180.6	221.6	206.1	155.0	177.6	168.8	97.8	102.7	106.5	268.7	306.8	264.7
7	July	167.6	218.1		127.2	171.0		93.6	106.1		241.1	326.3	
8	August	191.2	212.9		146.2	163.2		117.2	121.0		294.8	322.6	
9	September	187.6	196.2		143.3	154.3		107.4	97.2		290.9	315.1	
10	October	207.1	245.3		180.1	212.9		115.7	125.0		317.5	357.1	
11	November	201.0	236.3		177.2	211.7		118.4	136.3		302.1	327.7	
12	December	175.1	181.0		162.9	162.0		101.4	95.4		259.2	249.9	
AI	Annual Index	177.1	214.7		149.0	167.2		108.8	118.8		267.1	312.2	
INDEX OF PRICES													
1	January	109.0	113.4	115.0	102.5	98.8	100.1	98.3	92.7	92.1	116.3	122.8	123.6
2	February	109.6	113.8	116.1	102.1	99.4	100.1	97.6	93.5	92.3	117.2	123.1	123.2
3	March	110.4	114.4	116.7	101.7	98.7	102.6	97.7	93.4	90.5	118.4	123.5	124.0
4	April	110.6	113.8	117.4	100.8	100.0	105.4	96.3	90.0	89.9	119.0	123.5	124.3
5	May	109.7	113.1	116.7r	98.3	100.3	106.5r	95.7	88.2	90.2r	119.6	124.0	125.0
6	June	109.8	113.5	116.7	99.7	104.1	109.2	97.1	88.1	89.2	118.9	124.4	125.6
7	July	109.1	112.4		97.8	101.6		95.3	88.6		119.1	124.2	
8	August	109.6	112.4		98.6	101.8		95.7	87.7		119.2	124.3	
9	September	111.3	112.0		98.9	101.5		96.1	86.2		119.9	124.4	
10	October	112.1	112.8		99.1	100.4		94.0	88.3		120.3	123.9	
11	November	112.8	113.0		98.8	99.2		91.2	89.1		121.6	123.6	
12	December	113.6	113.5		99.5	100.0		93.2	90.2		122.8	123.3	
AI	Annual Index	110.5	113.0		99.8	99.9		95.5	89.2		119.4	123.8	
INDEX OF PHYSICAL VOLUME													
1	January	127.5	161.6	181.0	124.3	133.8	154.8	105.9	135.9	133.2	182.5	227.1	258.3
2	February	127.1	161.2	168.4	121.9	138.3	136.3	102.8	134.8	134.6	203.4	254.3	248.1
3	March	152.7	183.6	182.3	132.2	139.5	141.7	124.4	134.4	139.4	222.5	249.1	251.3
4	April	156.3	210.9	207.7	146.3	156.2	171.0	120.5	147.4	149.2	202.7	252.1	265.9
5	May	178.4	219.3	215.4r	164.5	189.7	197.3r	117.6	148.9	139.7r	230.4	266.4	256.5
6	June	164.5	195.2	176.6	155.5	170.6	154.6	100.7	116.6	119.4	226.0	246.6	210.7
7	July	153.6	194.0		130.1	168.3		98.2	119.8		202.4	262.7	
8	August	174.5	189.4		148.3	160.3		122.5	138.0		247.3	259.5	
9	September	168.6	175.2		144.9	152.0		111.8	112.8		242.6	253.3	
10	October	184.7	217.5		181.7	212.1		123.1	141.6		263.9	288.2	
11	November	178.2	209.1		179.4	213.4		129.8	153.0		248.4	265.1	
12	December	154.1	159.5		163.7	162.0		108.8	105.8		211.1	202.7	
AI	Annual Index	160.3	190.0		149.3	167.4		113.9	133.2		223.7	252.2	

r: revised

MONTHLY INDEX NUMBERS OF DECLARED VALUES, PRICES AND PHYSICAL VOLUME OF IMPORTS FOR CONSUMPTION, BY GROUPS

Interim base, 1948 = 100

Iron and Steel and their Products			Non-Ferrous Metals and their Products			Non-Metallic Minerals and their Products			Chemicals and Fertilizers			Miscellaneous Products			
1955	1956	1957	1955	1956	1957	1955	1956	1957	1955	1956	1957	1955	1956	1957	
INDEX OF DECLARED VALUES															
152.7	229.7	289.2	228.5	269.9	321.4	79.4	112.1	113.2	173.2	212.5	223.6	268.5	341.9	329.8	1
155.9	234.2	269.8	203.1	274.7	275.2	78.0	97.3	101.9	166.4	224.6	250.7	300.3	338.4	332.9	2
205.0	311.7	301.6	242.7	297.5	307.3	87.6	92.0	104.3	208.6	232.6	242.8	357.0	395.0	404.5	3
210.6	356.4	353.8	225.5	332.6	320.8	91.2	113.7	119.5	203.6	282.4	279.4	398.8	458.0	451.3	4
236.9	346.9	346.5	253.1	350.8	346.6	115.9	133.5	140.2	238.8	288.9	285.0	461.5	446.6	452.3	5
219.7	303.5	272.2	239.9	330.2	291.0	113.7	132.6	128.2	226.4	246.3	229.7	372.8	378.8	376.0	6
202.9	284.4		211.6	336.2		105.6	133.5		212.1	251.7		403.7	404.4		7
208.5	246.9		283.9	338.6		139.3	158.8		232.0	227.2		431.5	412.8		8
202.2	243.2		304.8	315.0		118.3	132.3		239.8	213.4		492.2	362.7		9
225.7	310.5		341.6	392.2		141.1	150.5		262.6	267.2		430.4	436.2		10
218.7	300.0		347.4	359.8		138.7	145.1		250.0	262.5		381.0	381.1		11
208.1	235.7		274.9	263.9		102.3	111.8		208.2	197.0		333.7	296.8		12
203.9	283.6		263.1	321.8		109.3	126.1		218.5	242.2		386.0	387.7		AI
INDEX OF PRICES															
120.4	132.0	136.5	121.6	131.9	134.8	100.4	101.6	104.7	107.5	112.2	110.8	111.8	128.8	115.4	1
121.9	132.9	136.8	122.3	132.2	135.9	100.3	101.3	108.7	108.4	112.3	110.9	114.7	127.7	117.8	2
123.3	133.4	136.9	123.1	132.5	136.0	101.2	103.8	110.4	109.4	112.7	111.1	117.6	126.8	117.3	3
123.6	133.3	137.4	124.4	132.6	136.7	102.2	103.4	111.9	109.6	112.8	111.8	119.2	123.0	112.6	4
123.6	133.1	136.9	124.4	133.5	136.4r	100.6	102.3	109.0r	110.1	112.1	110.5r	116.9	118.9	112.1	5
123.7	132.8	136.5	125.2	134.0	135.4	99.3	102.2	108.5	109.7	111.7	109.3	115.3	117.6	112.7	6
123.8	132.7		124.3	132.4		99.1	100.4		109.1	111.4		115.5	113.6		7
124.1	132.8		124.3	132.4		99.3	101.4		109.5	111.1		118.0	111.7		8
126.5	132.4		125.2	131.8		100.1	101.0		109.3	111.3		126.2	112.8		9
128.7	134.1		126.6	132.6		101.0	101.3		111.0	110.8		130.3	114.5		10
130.4	134.3		130.1	134.1		101.7	102.2		111.8	109.9		132.1	113.9		11
131.5	134.9		131.0	134.2		102.2	102.4		111.9	110.3		131.2	112.8		12
125.2	133.2		124.8	132.8		100.6	102.0		109.9	111.7		119.7	118.3		AI
INDEX OF PHYSICAL VOLUME															
126.8	174.0	211.9	187.9	204.6	238.4	79.1	110.3	108.1	161.1	189.4	201.8	240.2	265.5	285.8	1
127.9	176.2	197.2	166.1	207.8	202.5	77.8	96.1	93.7	153.5	200.0	226.1	261.8	265.0	282.6	2
166.3	233.7	220.3	197.2	224.5	226.0	86.6	88.6	94.5	190.7	206.4	218.5	303.6	311.5	344.8	3
170.4	267.4	257.5	181.3	250.8	234.7	89.2	110.0	106.8	185.8	250.4	249.9	334.6	372.4	400.8	4
191.7	260.6	253.1	203.5	262.8	254.1r	115.2	130.5	128.6r	216.9	257.7	257.9r	394.8	375.6	403.5	5
177.6	228.5	199.4	191.6	246.4	214.9	114.5	129.7	118.2	206.4	220.5	210.2	323.3	322.1	333.6	6
163.9	214.3		170.2	253.9		106.6	133.0		194.4	225.9		349.5	356.0		7
168.0	185.9		228.4	255.7		140.3	156.6		211.9	204.5		365.7	369.6		8
159.8	183.7		243.5	239.0		118.2	131.0		219.4	191.7		390.0	321.5		9
175.4	231.5		269.8	295.8		139.7	148.6		236.6	241.2		330.3	381.0		10
167.7	223.4		267.0	268.3		136.4	142.0		223.6	238.9		288.4	334.6		11
158.3	174.7		209.8	196.6		100.1	109.2		186.1	178.6		254.3	263.1		12
162.9	212.9		210.8	242.3		108.6	123.6		198.8	216.8		322.5	327.7		AI

STATISTICS CANADA LIBRARY
BIBLIOTHEQUE STATISTIQUE CANADA



1010492897