



CANADA

TRADE OF CANADA

IMPORTS

JULY, 1957

A.

SEVEN MONTHS ENDED JULY, 1957

DOMINION BUREAU OF STATISTICS

International Trade Division

External Trade Section



IMPORTS INTO CANADA FOR CONSUMPTION

Changes affecting Previous Reports
Cumulative totals adjusted in July Report

1957
Import
List No.7

MONTH OF JUNE, 1957

Class Number

5265 - Deduct from United States	3 no.	\$59,358
6144 - Add to United States	-	\$59,358
5334 - Deduct from United States	-	\$15,126
5331 - Add to United States	-	\$15,126



[Faint, illegible text, possibly bleed-through from the reverse side of the page]

DOMINION BUREAU OF STATISTICS
International Trade Division
External Trade Section

TRADE OF CANADA

IMPORTS

JULY, 1957

AND

SEVEN MONTHS ENDED JULY, 1957

Published by Authority of
The Honourable Gordon Churchill, Minister of Trade and Commerce

7502-505-77

Price \$5 a year
Single copies 50 cents

Vol. 14, No. 7

TABLE OF CONTENTS

	Page
EXPLANATORY NOTES	2
KEY TO ABBREVIATIONS OF COUNTRIES	3
 SUMMARY TABLES:	
Imports into Canada for Consumption, by Countries	4
Imports into Canada for Consumption, by Main Groups	6
 DETAILED TABLES:	
Imports for Consumption, by Articles and Countries:	
Agricultural and Vegetable Products (except Chemicals, Fibres and Wood):	Class Number
A – Mainly Food	1 to 390
B – Other than Food	1501 to 1846
Animals and Animal Products (except Chemicals and Fibres).....	2012 to 2348
Fibres, Textiles and Textile Products	3001 to 3576
Wood, Wood Products and Paper	4002 to 4311
Iron and Its Products	5001 to 5738
Non-Ferrous Metals and Their Products (except Gold)	6001 to 6260
Non-Metallic Minerals and Their Products (except Chemicals).....	7001 to 7304
Chemicals and Allied Products	8001 to 8950
Miscellaneous Commodities	9000 to 9275

VALUE AND VOLUME at end of report

EXPLANATORY NOTES

1. **Source of Data.** Statistics of imports are based upon the declarations of importers (import entries) as subsequently checked by customs officials.
2. **Valuation.** The value of goods imported is the value as determined for customs duty purposes. In most cases this corresponds to the value shown on the invoice accompanying the goods, converted to Canadian dollars at authorized exchange rates (usually the commercial rate prevailing on the date at which the goods were actually despatched to Canada), and excluding such charges as freight, insurance, handling and taxes. In effect, therefore, import values are taken f.o.b. point of shipment in the country of export.
3. **Units of Quantity.** Weight, where shown, is the net weight of the goods, excluding the weight of such packing as is required for shipment, except in certain special cases otherwise defined in the Customs Tariff. The expression "ton" means 2,000 pounds, and "cwt." 100 pounds, avoirdupois. Where other units of quantity are used, Imperial standards apply.

In this report are items such as "engines, gas, n.o.p., and parts" which show a quantity in "number" as well as value. In these items the "number" refers only to the number of substantially complete articles imported, while the value includes also the value of any parts of the article imported. For such items the average value per unit cannot be ascertained.

4. **Coverage.** Statistics of imports include all goods which enter Canada and are cleared by customs officials for domestic sale or use. The series, therefore, includes goods which are cleared by customs immediately on entry into the country, and goods cleared out of customs warehouses; but excludes goods placed in customs warehouses on entering the country. The technical phrase "Imports entered for consumption" which is sometimes used to describe Canadian import statistics does not imply that all imports will actually be consumed in Canada, but only that they are free to be so consumed without further customs formalities.
5. **Exclusions.** Import statistics exclude gold, but include gold products where the value of the gold content is less than 80% of the value of the article. A small amount of gold scrap in the form of jewellers' sweepings is also included. Some goods for the use of United States forces stationed at treaty bases in Canada are excluded, as are ships of British construction and registry imported for use in Canada, ships purchased for use in foreign trade, bunker supplies and ships' stores purchased by Canadian vessels abroad, temporary imports for exhibition or competition, and Canadian-owned military equipment returned to Canada.
6. **Countries Credited.** Imports are usually credited to the country from which the goods were consigned to Canada. The country of consignment is the country from which goods have come to Canada without interruption of transit except in the course of transfer from one means of conveyance to another.

An exception to this rule is made in the case of imports of goods originating in Central or South America (including the Antilles and Bermuda) which are consigned to Canada from the United States. This class of imports is credited to the country in which the goods originated.
7. **Time Periods.** Import statistics for any month include all goods declared on import entries received at the Bureau of Statistics during the calendar month in question.
8. **Abbreviations.** Many descriptions of articles used in this report are abbreviated or incomplete because of mechanical limitations. Full descriptions of all articles appear in Volume III of the annual report "Trade of Canada". The letters "N.O.P." mean "not otherwise provided for".

9. **Revisions.** All statistics in this report are subject to revision.

KEY TO ABBREVIATIONS OF COUNTRIES

Note:— The classification of Countries with a statement of the territorial limits used for statistical purposes will be found in Volume I of the Annual Report of the Trade of Canada.

Aden	Aden	Ireland	Ireland
Afghan	Afghanistan	Israel	Israel
Alaska	Alaska	Ital Afr	Italian Africa
Albania	Albania	Italy	Italy
Virgin Is	American Virgin Islands	Jamaica	Jamaica
Arabia	Arabia	Japan	Japan
Argentina	Argentina	Jordan	Jordan
Australia	Australia	Korea	Korea
Austria	Austria	Latvia	Latvia
Azores	Azores and Madeira	Lebanon	Lebanon
Bahamas	Bahamas	Leew Wind	Leeward and Windward Islands
Barbados	Barbados	Liberia	Liberia
Bel Congo	Belgian Congo	Libya	Libya
Belgium	Belgium and Luxembourg	Lithuania	Lithuania
Bermuda	Bermuda	Madagascr	Madagascar
Bolivia	Bolivia	Malaya	Malaya and Singapore
Brazil	Brazil	Malta	Malta
B E Afr	British East Africa	Mauritius	Mauritius and Seychelles
B Guiana	British Guiana	Mexico	Mexico
B Hond	British Honduras	Morocco	Morocco
Bulgaria	Bulgaria	Nethrlnds	Netherlands
Burma	Burma	Neth Ant	Netherlands Antilles
Canary Is	Canary Islands	New Zeal	New Zealand
Ceylon	Ceylon	Nicaragua	Nicaragua
Chile	Chile	Nigeria	Nigeria
China	China, except Taiwan	Norway	Norway
Colombia	Colombia	B E I Other	Other British East Indies
C Rica	Costa Rica	B Oceania	Other British Oceania
Cuba	Cuba	B S A Other	Other British South Africa
Czecho S	Czechoslovakia	B W A Other	Other British West Africa
Denmark	Denmark	Pakistan	Pakistan
Dom Rep	Dominican Republic	Panama	Panama
Ecuador	Ecuador	Paraguay	Paraguay
Egypt	Egypt	Peru	Peru
El Salvd	El Salvador	Phil	Philippines
Estonia	Estonia	Poland	Poland
Ethiopia	Ethiopia	Portugal	Portugal
Falkland	Falkland Islands	Port E Af	Portuguese East Africa
Finland	Finland	Port W Af	Portuguese West Africa
Fiji	Fiji	Port Asia	Portuguese Asia
France	France	P Rico	Puerto Rico
Fr Africa	French Africa	Rhod Nyas	Rhodesia and Nyasaland
Fr Guiana	French Guiana	Roumania	Roumania
Fr Oceana	French Oceania	U S S R	U.S.S.R. (Russia)
Fr W Ind	French West Indies	S Leone	Sierra Leone
Gambia	Gambia	Spain	Spain
Germany E	Germany, Eastern	Span Afr	Spanish Africa
Germany W	Germany, Federal Republic of	St. Pierre	St. Pierre and Miquelon
Gibraltar	Gibraltar	Sudan	Sudan
G Coast	Gold Coast	Surinam	Surinam
Greece	Greece	Sweden	Sweden
Greenland	Greenland	Switzerlnd	Switzerland
Guatemala	Guatemala	Syria	Syria
Haiti	Haiti (Republic of)	Taiwan	Taiwan (Formosa)
Hawaii	Hawaii	Thailand	Thailand (Siam)
Honduras	Honduras	Trinidad	Trinidad and Tobago
Hong Kong	Hong Kong	Turkey	Turkey
Hungary	Hungary	Un So Afr	Union of South Africa
Iceland	Iceland	U Kingdom	United Kingdom
India	India	U States	United States
IndoChina	Indo-China	U S Ocea	United States Oceania
Indonesia	Indonesia	Uruguay	Uruguay
Iran	Iran	Venezuela	Venezuela
Iraq	Iraq	Yugo Slav	Yugoslavia

IMPORTS INTO CANADA FOR CONSUMPTION, BY COUNTRIES (EXCLUDING GOLD)

Countries	Month of July		Seven Months ended July	
	\$	\$	\$	\$
Commonwealth Countries				
United Kingdom.....	45,867,115	45,527,357	284,660,327	305,670,751
Aden.....	-	53	41,637	37,054
British East Africa.....	238,087	429,563	4,693,254	3,550,126
Mauritius and Seychelles.....	-	-	1,566,987	2,164,538
Rhodesia and Nyasaland.....	5	75,440	167,379	603,436
Union of South Africa.....	1,174,096	589,700	4,386,514	3,691,072
Other British South Africa.....	29	59	1,872	1,912
Gambia.....	-	-	-	-
Gold Coast.....	590,226	598,055	1,859,849	1,941,082
Nigeria.....	54,491	1,192,314	702,490	2,253,477
Sierra Leone.....	-	-	18,275	5,339
Other British West Africa.....	-	-	-	190
Ceylon.....	1,482,782	642,629	9,308,507	8,373,852
India.....	2,269,306	1,700,954	18,298,357	17,025,867
Malaya and Singapore.....	2,143,426	1,686,271	16,718,434	15,809,525
Pakistan.....	315,148	22,308	976,176	323,927
Other British East Indies.....	23,025	13,088	78,946	55,215
Bermuda.....	12,490	14,108	141,296	113,511
British Guiana.....	2,783,201	2,390,509	8,292,134	10,407,095
British Honduras.....	1,222	38,716	91,893	192,916
Bahamas.....	528	15,845	130,539	62,798
Barbados.....	1,575,244	655,967	3,559,745	3,464,461
Jamaica.....	3,800,483	5,345,933	14,362,298	25,777,641
Leeward and Windward Islands.....	413,145	6,750	1,831,768	1,894,917
Trinidad and Tobago.....	1,944,481	416,094	7,187,701	6,915,184
Falkland Islands.....	-	-	-	75
Gibraltar.....	-	-	787	6,251
Hong Kong.....	508,119	526,061	3,590,503	3,987,460
Malta.....	5,630	7,246	27,084	42,422
Australia.....	2,097,718	2,593,552	10,827,166	10,603,285
Fiji.....	300	598,062	2,055,599	2,311,886
New Zealand.....	1,015,123	1,385,145	9,230,060	7,632,264
Other British Oceania.....	-	-	-	-
Total Commonwealth Countries.....	68,315,420	66,471,779	404,807,577	434,919,529
Foreign Countries				
Afghanistan.....	-	-	-	-
Albania.....	-	-	-	-
Arabia.....	1,530,451	3,634,797	8,697,123	8,876,757
Argentina.....	631,623	471,762	2,569,740	2,474,346
Austria.....	325,752	300,001	2,173,490	2,355,210
Belgium and Luxembourg.....	5,422,504	4,521,435	28,035,748	28,342,968
Belgian Congo.....	192,880	167,352	787,844	906,039
Bolivia.....	2,218	51,817	61,415	83,858
Brazil.....	3,202,508	3,549,350	19,402,558	19,551,206
Bulgaria.....	-	-	152	1
Burma.....	-	134	80	518
Chile.....	97,978	10,225	613,299	1,420,800
China (except Taiwan).....	689,045	252,452	5,005,832	3,861,781
Taiwan.....	9,506	10,191	72,530	65,618
Colombia.....	2,070,883	1,265,677	14,599,518	10,526,051
Costa Rica.....	360,399	937,945	1,591,110	4,889,563
Cuba.....	1,534,790	2,100,132	9,077,416	8,561,030
Czechoslovakia.....	703,884	521,334	2,798,121	3,110,895
Denmark.....	520,081	583,300	3,186,439	3,746,097
Greenland.....	1,214	358	6,415	5,512
Dominican Republic.....	101,028	225,279	971,392	642,027
Ecuador.....	292,077	565,339	2,564,078	2,206,795
Egypt.....	33,900	12,518	116,609	122,907
El Salvador.....	107,398	449,735	951,052	1,034,132
Estonia.....	-	4	-	2,026
Ethiopia.....	-	-	83,546	27,989
Finland.....	24,242	24,454	248,293	227,218
France.....	2,947,967	3,579,342	17,700,149	20,560,777
French Africa.....	563,747	800,901	1,342,984	1,658,429
Indo-China.....	144	3,525	12,105	4,871
French Guiana.....	-	-	-	-
French Oceania.....	-	-	-	-
French West Indies.....	-	-	20	-
Madagascar.....	2,359	-	24,343	10,658
St. Pierre and Miquelon.....	4,130	4,498	21,170	35,120

Countries	Month of July		Seven Months ended July	
	1956	1957	1956	1957
	\$	\$	\$	\$
Foreign Countries - Concluded				
Germany, Federal Republic of	7,779,449	7,961,620	46,896,131	53,371,989
Germany, Eastern	61,229	66,238	266,246	328,231
Greece	13,566	79,543	133,743	274,464
Guatemala	191,614	127,932	2,167,552	2,507,724
Haiti	122,143	126,550	1,075,431	751,484
Honduras	1,058,810	516,594	3,349,649	3,750,744
Hungary	18,632	29,720	99,078	270,166
Iceland	346	1,196	4,076	7,356
Iran	469,468	154,488	921,981	365,055
Iraq	196	50	250,453	99,202
Ireland	19,052	159,794	275,027	409,053
Israel	127,770	142,708	1,045,954	941,182
Italy	2,036,274	2,774,286	12,121,706	15,736,895
Italian Africa	-	-	-	-
Japan	5,277,628	5,187,832	34,264,366	34,746,025
Jordan	102	-	506	1,842
Korea	5,743	-	7,426	29,923
Latvia	-	825	1,224	995
Lebanon	2,443,936	221	12,152,066	13,888
Liberia	5,973	7,385	279,008	7,385
Libya	13	-	236	-
Lithuania	-	-	1,095	-
Mexico	2,059,052	1,478,768	34,456,450	10,916,529
Morocco	34,666	26,969	88,096	137,798
Netherlands	2,305,680	2,148,545	12,806,664	13,767,297
Indonesia	215,436	20,182	667,260	610,696
Surinam	640,522	599,209	2,178,078	2,251,278
Netherlands Antilles	1,602,498	3,935,477	18,723,295	17,403,153
Nicaragua	110,570	59,711	596,756	265,400
Norway	224,468	272,343	1,462,554	1,845,098
Panama	547,017	776,889	5,930,457	4,003,288
Paraguay	11,967	14,726	97,743	97,213
Peru	176,674	69,734	1,243,815	1,653,428
Philippines	93,167	349,410	1,337,692	3,011,720
Poland	409,402	59,381	1,114,916	511,420
Portugal	154,667	263,353	1,194,212	1,276,020
Azores and Madeira	16,778	23,458	96,982	82,209
Portuguese East Africa	-	200	238,730	17,530
Portuguese West Africa	-	163	42,129	163
Portuguese Asia	-	-	-	-
Roumania	1,386	64	1,419	246
Spain	618,269	408,382	3,737,865	3,288,733
Canary Islands	1,032	-	14,200	9,879
Spanish Africa	-	-	400	2,000
Sudan	4,669	3,358	55,173	16,062
Sweden	1,808,725	1,393,135	8,853,604	10,160,133
Switzerland	2,203,495	1,815,339	12,405,218	12,963,448
Syria	1,447	816	916,462	131,602
Thailand	46,114	67,984	598,331	457,261
Turkey	21,356	88,027	374,618	328,989
U.S.S.R. (Russia)	89,675	550,029	574,086	699,315
United States	341,676,073	331,800,729	2,458,920,440	2,470,988,536
Alaska	415,209	534,102	1,953,393	2,224,767
American Virgin Islands	-	-	-	5,175
Hawaii	596,655	409,921	2,592,553	2,149,762
Puerto Rico	76,007	113,858	550,255	541,895
United States Oceania	-	-	-	-
Uruguay	191,535	26,152	691,114	457,815
Venezuela	16,865,242	24,296,494	110,128,077	147,796,427
Yugoslavia	4,064	7,480	325,390	200,366
Total Foreign Countries	414,228,169	412,995,227	2,922,995,952	2,949,197,453
GRAND TOTAL	482,543,589	479,467,006	3,327,803,529	3,384,116,982

**IMPORTS INTO CANADA FOR CONSUMPTION FROM ALL COUNTRIES, FROM THE UNITED KINGDOM
AND FROM THE UNITED STATES, BY MAIN GROUPS (EXCLUDING GOLD)**

Main Groups	Month of July		Seven Months ended July	
	1956	1957	1956	1957
	\$	\$	\$	\$
ALL COUNTRIES				
Agricultural and Vegetable Products (except Chemicals, Fibres and Wood)	53,894,704	53,176,553	348,771,322	363,307,634
Animals and Animal Products (except Chemicals and Fibres)	9,406,744	10,084,126	67,261,668	72,982,597
Fibres, Textiles and Textile Products	30,991,041	30,837,486	248,406,942	246,958,299
Wood, Wood Products and Paper	19,717,167	17,719,648	132,566,336	130,631,730
Iron and Its Products	186,183,362	184,975,840	1,353,825,034	1,384,462,386
Non-Ferrous Metals and Their Products	42,901,532	41,116,139	279,602,236	279,835,718
Non-Metallic Minerals and Their Products (except Chemicals)	67,710,461	73,789,119	412,024,156	431,354,560
Chemicals and Allied Products	24,847,060	21,955,353	173,338,811	172,776,693
Miscellaneous Commodities	46,891,518	45,812,742	312,007,024	301,807,365
Total	482,543,589	479,467,006	3,327,803,529	3,384,116,982
UNITED KINGDOM				
Agricultural and Vegetable Products (except Chemicals, Fibres and Wood)	2,209,230	2,395,755	15,150,391	14,428,387
Animals and Animal Products (except Chemicals and Fibres)	1,074,490	1,016,198	7,996,771	8,428,975
Fibres, Textiles and Textile Products	10,014,457	8,925,743	62,514,353	63,742,246
Wood, Wood Products and Paper	595,753	508,578	3,527,949	3,386,232
Iron and Its Products	16,855,717	18,506,649	98,773,856	117,676,571
Non-Ferrous Metals and Their Products	7,269,926	5,907,910	41,493,266	36,658,534
Non-Metallic Minerals and Their Products (except Chemicals)	3,267,525	2,594,823	19,971,899	16,456,593
Chemicals and Allied Products	1,854,636	1,749,802	13,039,637	12,791,385
Miscellaneous Commodities	2,725,381	3,921,899	22,192,205	32,101,828
Total	45,867,115	45,527,357	284,660,327	305,670,751
UNITED STATES				
Agricultural and Vegetable Products (except Chemicals, Fibres and Wood)	27,748,608	26,072,476	179,460,321	187,380,753
Animals and Animal Products (except Chemicals and Fibres)	4,867,644	6,299,063	40,381,226	46,566,366
Fibres, Textiles and Textile Products	11,768,249	13,901,314	101,996,226	128,431,544
Wood, Wood Products and Paper	17,636,420	15,579,009	120,069,846	117,872,716
Iron and Its Products	156,654,114	153,947,318	1,186,926,284	1,182,375,709
Non-Ferrous Metals and Their Products	26,148,187	24,918,379	199,193,487	196,976,065
Non-Metallic Minerals and Their Products (except Chemicals)	35,928,783	35,719,416	214,614,462	220,645,248
Chemicals and Allied Products	21,923,699	18,821,125	152,322,956	151,129,303
Miscellaneous Commodities	39,000,369	36,542,629	263,955,632	239,610,832
Total	341,676,073	331,800,729	2,458,920,440	2,470,988,536

IMPORTS INTO CANADA FOR CONSUMPTION

Articles and Countries from which Imported	MONTH OF JULY 1957		SEVEN MONTHS ENDED JULY 1957		Class Number
	Quantities	Values (\$)	Quantities	Values (\$)	
<u>GROUP 1</u>					
<u>AGRICULTURAL PRODUCTS</u>					
<u>A MAINLY FOOD</u>					
APPLES FRESH	LB				1
236 NEW ZEAL			1024720	85651	
304 ARGENTINA	22855	3102	25165	3449	
312 CHILE			900	126	
381 ALASKA			3728	896	
400 U STATES	4835508	394660	27817342	1857484	
	4858363	397762	28871855	1947606	
APRICOTS QUINCES FRESH	LB				2
312 CHILE			12110	2331	
400 U STATES	2295184	145898	2775381	201396	
	2295184	145898	2787491	203727	
BANANAS	CWT				3
222 B HOND	293	3101	1088	9708	
224 JAMAICA			768	3795	
314 COLOMBIA			42699	257993	
315 C RICA	89088	816944	506825	4306075	
316 CUBA			40	432	
320 DOM REP	19887	151185	25985	195090	
321 ECUADOR	66809	523963	264365	1944814	
337 GUATEMALA	6259	58261	63081	450118	
339 HONDURAS	65196	515683	533173	3718205	
361 PANAMA	89670	755401	519734	3934572	
381 ALASKA			27	1017	
400 U STATES	26	244	345	3568	
	337228	2824782	1958130	14825387	
CHERRIES FRESH	LB				4
400 U STATES	604027	161572	1760746	501102	
	604027	161572	1760746	501102	
CRANBERRIES FRESH	LB				5
400 U STATES	90000	11174	396435	52327	
	90000	11174	396435	52327	
GRAPEFRUIT FRESH	LB				6
100 U KINGDOM			1925	58	
224 JAMAICA			4410	347	
231 HONG KONG			11032	1271	
400 U STATES	8079540	356271	97850459	3514997	
	8079540	356271	97867826	3516673	
GRAPES FRESH	LB				7
100 U KINGDOM			37057	4471	
207 UN SO AFR			191930	19289	
304 ARGENTINA			42942	9419	
312 CHILE			805638	158059	
381 ALASKA			1039	192	
400 U STATES	7200966	1012110	21728429	2757427	
	7200966	1012110	22807035	2948857	
GUAVAS MANGOES PLANTAINS FRESH					8
316 CUBA				739	
352 MEXICO				582	
400 U STATES				12455	
		2217		13776	
LEMONS FRESH	LB				9
344 ITALY			107482	9113	
400 U STATES	3506863	238187	18900935	1359661	
	3506863	238187	19008417	1368774	
LIMES FRESH	LB				10
352 MEXICO			455	81	
400 U STATES	91123	7202	397747	35180	
	91123	7202	398202	35261	
MUSKMELONS CANTALOUPE FRESH	LB				11
304 ARGENTINA			13060	1478	
312 CHILE			201224	14686	
352 MEXICO	8741	500	3321080	201978	
400 U STATES	5673158	320913	12294078	687425	
	5681899	321413	15829442	905567	
MELONS FRESH N O P	NO				12
304 ARGENTINA			731	405	
316 CUBA			579	1183	
352 MEXICO	44464	11456	379781	170900	
400 U STATES	1338622	437940	2803168	1053462	
	1383086	449396	3184259	1225950	
ORANGES MANDARINES FRESH	CU FT				13
100 U KINGDOM			1641	4623	
224 JAMAICA			60	150	
231 HONG KONG			607	1479	
344 ITALY			2000	3240	
347 JAPAN			27764	44952	
352 MEXICO			33134	52983	
360 ISRAEL			34672	82201	
372 SPAIN			16987	30716	
381 ALASKA			240	808	
393 TAIWAN			3466	10745	
400 U STATES	809166	1546906	6272385	13830665	
	809166	1546906	6392956	14062562	
PEACHES FRESH	LB				14
312 CHILE			22435	3189	

IMPORTS INTO CANADA FOR CONSUMPTION

Articles and Countries from which Imported	MONTH OF JULY 1957		SEVEN MONTHS ENDED JULY 1957		Class Number
	Quantities	Values (\$)	Quantities	Values (\$)	
400 U STATES	9443964	627221	10421136	738451	15
PEARS FRESH	9443964	627221	10443571	741640	
304 ARGENTINA	LB 33000	5033	101580	15245	16
312 CHILE			13100	2288	
400 U STATES	1765770	144932	8328236	686715	17
PINEAPPLES FRESH	1798770	149965	8442916	704248	
316 CUBA	LB 265432	14710	8327266	434823	18
352 MEXICO		364	48231	2876	
383 HAWAII		490	745327	57524	19
384 P RICO		4629	746417	41412	
400 U STATES			57711	3296	20
PLUMS OR PRUNES FRESH	369217	20193	9924952	539931	
304 ARGENTINA	LB		3475	861	21
312 CHILE			45717	9605	
400 U STATES	4906150	549836	7251582	821764	22
BERRIES FRESH N O P	4906150	549836	7300774	832230	
326 FINLAND	LB		605	158	23
400 U STATES	353744	62570	454792	88058	
STRAWBERRIES FRESH	353744	62570	455397	88216	24
400 U STATES	5397893	861863	17070479	2683286	
FRESH FRUITS N O P	5397893	861863	17070479	2683286	25
383 HAWAII				1456	
400 U STATES		12477		102278	26
APPLES DRIED	LB			103734	
400 U STATES	97641	31071	585481	114365	27
APRICOTS NECTARINES DRIED	97641	31071	585481	114365	
231 HONG KONG	LB		80	149	28
234 AUSTRALIA			24000	9628	
372 SPAIN			129782	32222	29
400 U STATES	63250	23980	375405	172078	
BANANAS DRIED	63250	23980	529267	214077	30
400 U STATES	1700	1662	7940	7963	
CURRENTS DRIED	1700	1662	7940	7963	31
234 AUSTRALIA	LB				
400 U STATES	829444	122212	1014244	146837	32
DATES	6110	1238	46272	8874	
231 HONG KONG	LB				33
342 IRAN			10495	2888	
343 IRAQ			1652651	98257	34
400 U STATES	4773	725	1938464	98484	
FIGS ORIED AND FIG PASTE	4773	725	1830076	196038	35
366 PORTUGAL	LB		5431686	395667	
379 TURKEY			30000	2096	36
400 U STATES	48284	9470	5622	843	
PEACHES DRIED	48284	9470	462522	101148	37
400 U STATES	14195	3730	498144	104087	
PRUNES OR PLUMS DRIED UNPITTED	14195	3730	115613	35626	38
231 HONG KONG	LB				
400 U STATES	798225	127198	600	126	39
PEARS ORIED	798225	127198	7235285	1189095	
400 U STATES	2935	784	7235885	1189221	40
RAISINS	2935	784	32603	9491	
207 UN SO AFR	LB				41
234 AUSTRALIA	113500	17713	338500	54076	
372 SPAIN	6289260	985852	8547660	1318367	42
400 U STATES	1442296	206955	17219	2859	
FRUITS DRIED N O P	7845056	1210520	9289834	1309167	43
231 HONG KONG	LB				
347 JAPAN			18193213	2684469	44
400 U STATES	1160	306	16181	5005	
RASPBERRIES FROZEN 1LB OR LESS	25228	7620	300	160	45
400 U STATES	26388	7926	275839	91723	
RASPBERRIES FROZEN OVER 1 LB	LB				46
354 NETHRLNDS			292320	96888	
400 U STATES	25016	4639	37567	9906	47
STRAWBERRIES FROZN 1LB OR LESS	480	133	37567	9906	
400 U STATES	25496	4772	41235	8558	48
STRAWBERRIES FROZEN OVER 1 LB	LB				
352 MEXICO			40194	11443	49
354 NETHRLNDS			81429	20001	
400 U STATES	224132	40466	1460836	341469	50
FRUITS N O P FROZN 1LB OR LESS	224132	40466	1460836	341469	
400 U STATES	38926	12348	600000	70566	51
	38926	12348	896	194	
			1146792	196522	52
			1747688	267282	
					53

IMPORTS INTO CANADA FOR CONSUMPTION

Articles and Countries from which Imported	MONTH OF JULY 1957		SEVEN MONTHS ENDED JULY 1957		Class Number
	Quantities	Values (\$)	Quantities	Values (\$)	
FRUITS N O P FROZEN OVER 1 LB	LB				48
354 NETHRLNDS			8234	1308	
400 U STATES	353020	47282	2030039	300972	
	353020	47282	2038273	302280	
APRICOTS CANNED	LB				49
100 U KINGDOM	1862	310	12616	2077	
207 UN SO AFR	58925	9889	552849	96688	
234 AUSTRALIA	37568	5427	153078	20422	
372 SPAIN			39600	3267	
400 U STATES	458095	45573	2990018	340600	
	556450	61199	3748161	463054	
PEACHES CANNED	LB				50
234 AUSTRALIA	169341	23020	355481	48330	
400 U STATES	1197143	133258	12204969	1359395	
	1366484	156278	12560450	1407725	
CHERRIES SULPHURED OR IN BRINE	LB				51
344 ITALY	233575	40122	1726246	267770	
354 NETHRLNDS			17028	1477	
	233575	40122	1743274	269247	
OLIVES SULPHURED OR IN BRINE	LB				52
231 HONG KONG			500	87	
304 ARGENTINA			1324	284	
312 CHILE	529	192	1340	496	
328 FR AFRICA	152093	16901	469126	61945	
336 GREECE	137201	28241	359573	67591	
344 ITALY			169802	12502	
353 MOROCCO	43900	4812	98989	13673	
366 PORTUGAL	213405	37207	363649	76107	
372 SPAIN	253150	55631	3253768	751140	
400 U STATES	117336	28972	934504	181493	
	917614	171956	5652575	1165318	
LEMON ORANGE GRAPE FRUIT RINDS					53
100 U KINGDOM				422	
231 HONG KONG		117		2152	
234 AUSTRALIA				700	
316 CUBA				3368	
338 HAITI				1852	
344 ITALY				58216	
384 P RICO		543		9996	
400 U STATES		1314		7499	
		1974		84205	
MARMALAOES CANNED	LB				54
100 U KINGDOM	298170	54173	1344568	241957	
224 JAMAICA	5760	503	58560	4597	
335 GERMANY W			300	95	
400 U STATES	215	114	11543	2539	
	304145	54790	1414971	249188	
PEARS IN CANS	LB				55
234 AUSTRALIA	110310	15735	212164	30612	
400 U STATES	186429	27827	1482813	227933	
	296739	43562	1694977	258545	
PINEAPPLE IN CANS	LB				56
207 UN SO AFR	53966	9300	55466	9601	
218 MALAYA	36000	3766	918290	106443	
234 AUSTRALIA	44143	5536	791022	115377	
316 CUBA			88000	10307	
352 MEXICO	1248522	129336	1924647	198909	
364 PHIL			599025	73901	
381 ALASKA			240	52	
383 HAWAII	2368916	316232	9855983	1319457	
393 TAIWAN			72000	6121	
400 U STATES	12045	1880	98719	14599	
	3763592	466050	14403392	1854767	
FRUITS IN CANS N O P	LB				57
100 U KINGDOM			3654	602	
215 INDIA			159	59	
223 BARBADOS	3501	162	3501	162	
231 HONG KONG	240	68	7855	2376	
234 AUSTRALIA	14400	4318	372575	58867	
316 CUBA			11620	2039	
318 DENMARK			11774	2902	
320 DOM REP	3923	717	11123	2042	
328 FR AFRICA	30039	3487	30039	3487	
335 GERMANY W			1433	301	
344 ITALY			53925	6048	
347 JAPAN	323991	35553	2199360	243150	
352 MEXICO			4925	673	
354 NETHRLNDS	83409	9769	414687	65991	
375 SWEDEN	3100	564	7898	1446	
381 ALASKA	227	65	527	124	
383 HAWAII			3030	794	
400 U STATES	485717	58714	2958979	346820	
	948547	113417	6097064	737883	
CHERRIES FROZEN 1LB OR LESS	LB				58
400 U STATES			240	57	
			240	57	
CHERRIES FROZEN OVER 1LB	LB				59
400 U STATES	654950	89973	2129150	323391	
	654950	89973	2129150	323391	
FRUITS NUTS PICKLED PRESERVED	GAL				60
100 U KINGDOM	251	1106	5059	17726	
215 INDIA	971	2105	2874	5969	
223 BARBADOS	960	520	5460	3044	
224 JAMAICA			603	352	
231 HONG KONG	795	1977	6315	13788	
316 CUBA	23163	21028	55498	46884	

IMPORTS INTO CANADA FOR CONSUMPTION

Articles and Countries from which Imported	MONTH OF JULY 1957		SEVEN MONTHS ENDED JULY 1957		Class Number
	Quantities	Values (\$)	Quantities	Values (\$)	
327 FRANCE	20	53	694	1817	
336 GREECE			1192	3629	
344 ITALY	45	1019	1176	1722	
347 JAPAN	11	69	136	528	
354 NETHRLNDS	880	1979	15921	29273	
383 HAWAII			110	311	
388 YUGO SLAV			2138	4067	
400 U STATES	1164	2622	32320	50915	
FRUIT PULP N O P	28260	32478	129496	180025	61
100 U KINGDOM	LB		175	55	
207 UN SO AFR			105075	11546	
231 HONG KONG	2000	276	6067	1087	
234 AUSTRALIA	7760	819	218204	61786	
316 CUBA	97500	7879	279350	24594	
352 MEXICO	262132	23161	599475	52368	
354 NETHRLNDS	52994	4868	332824	43667	
372 SPAIN			263832	26707	
383 HAWAII	125847	13309	310619	34690	
389 (IRELAND	11200	316	11200	316	
400 U STATES	143940	20208	843555	114452	
JELLIES JAMS	703373	70836	2970376	371268	62
100 U KINGDOM	LB		1374509	279542	
215 INDIA	236935	50127	372	128	
224 JAMAICA			12420	1166	
231 HONG KONG	1200	207	12332	1962	
306 BELGIUM	767	165	1221	322	
326 FINLAND			616	331	
327 FRANCE			1949	391	
335 GERMANY W			9463	2075	
344 ITALY			1671	261	
354 NETHRLNDS	3126	500	36842	6362	
359 NORWAY			1287	317	
375 SWEDEN			1680	466	
376 SWITZRLND	2985	550	11848	3125	
383 HAWAII			1130	356	
400 U STATES	36148	6848	169757	44002	
GRAPEFRUIT ORANGE LEMON PULP	281161	58397	1637097	340806	63
224 JAMAICA	LB		102317	5910	
372 SPAIN	21568	891	34814	2087	
400 U STATES	833	75	42850	6490	
MIXED FRUITS IN CANS	22401	966	179981	14487	64
100 U KINGDOM	LB		6852	1270	
231 HONG KONG	557	72	210	56	
400 U STATES	1557799	206943	19912451	2561277	
ORANGE JUICE CONCENTRATED FROZ	1558356	207015	19919513	2562603	65
400 U STATES	GAL				
383 HAWAII	262473	649791	1486962	3866884	
400 U STATES	262473	649791	1486962	3866884	
FRUIT JUICE NOP CONCENTRD FROZ	GAL				66
383 HAWAII			7020	19006	
400 U STATES	32746	77000	146203	346813	
LEMON JUICE CONCENTRATED FROZ	32746	77000	153223	365819	67
400 U STATES	GAL				
23564	46553	99382	206948	206948	
LEMON JUICE EXCEPT CONCENTRATD	23564	46553	99382	206948	68
100 U KINGDOM	GAL				
400 U STATES	425	2395	1924	7045	
ORANGE JUICE EXCEPT CONCENTRTRD	59213	105280	167307	290071	69
100 U KINGDOM	59638	107675	169231	297116	
400 U STATES	GAL				
714780	485663	4463633	3472402	3472920	
PECTIN	714780	485663	4464002	3472920	70
100 U KINGDOM	LB				
318 DENMARK	21078	662	237435	8899	
335 GERMANY W	1960	2082	5792	6335	
400 U STATES	18717	23414	98071	134644	
LEMON JUICE CONCENTRATED FRESH	41755	26158	341598	150266	71
100 U KINGDOM	GAL				
344 ITALY	40	288	783	5048	
400 U STATES	16337	42164	47545	136900	
ORANGE JUICE CONCENTRATD FRESH	16377	42452	50368	154395	72
100 U KINGDOM	GAL				
224 JAMAICA			22	62	
352 MEXICO	2113	7297	437	1891	
400 U STATES	28029	101596	15098	49421	
GRAPE JUICE OVER 1 GALLON	30142	108893	144996	507061	73
207 UN SO AFR	GAL				
400 U STATES			5249	9248	
LEMON JUICE NOT REFINED			4238	22813	
224 JAMAICA	GAL				74
228 LEEW WIND	633	358	2318	1415	
FRUIT JUICES SPIRIT FORTIFIED	6075	4113	6898	4771	
344 ITALY	6708	4471	9216	6186	
354 NETHRLNDS	GAL				75
400 U STATES	125	999	125	999	
	44	1091	20	518	
	162	2090	102	2394	
			247	3911	

IMPORTS INTO CANADA FOR CONSUMPTION

Articles and Countries from which Imported	MONTH OF JULY 1957		SEVEN MONTHS ENDED JULY 1957		Class Number
	Quantities	Values (\$)	Quantities	Values (\$)	
BLEND ED FRUIT JUICES	GAL				76
400 U STATES	323430	203343	1856074	1251670	
	323430	203343	1856074	1251670	
FRUIT JUICE NOP EXCEPT CONCENT	GAL				77
100 U KINGDDM	4364	6127	22401	32685	
335 GERMANY W	225	750	320	906	
352 MEXICO			48	67	
354 NETHRLNDS	121	199	829	2549	
383 HAWAII			1415	1442	
400 U STATES	44174	44438	155422	163022	
	48884	51514	180435	200671	
GRAPEFRUIT JUICE EXCEPT CONCEN	GAL				78
100 U KINGDOM			45	60	
225 TRINIDAD	15000	11626	16980	13418	
400 U STATES	324129	189222	2026510	1213415	
	339129	200848	2043535	1226893	
PINEAPPLE JUICE EXCEPT CONCENT	GAL				79
218 MALAYA			570	320	
234 AUSTRALIA	13500	8118	45690	28074	
352 MEXICO	3574	2038	28560	16259	
383 HAWAII	110443	75201	631267	407556	
400 U STATES			5089	3831	
	127517	85357	711176	456040	
FRUIT SYRUPS CONC JUICES N O P	GAL				80
100 U KINGDOM			1355	4346	
234 AUSTRALIA	158	2731	158	2731	
326 FINLAND			80	320	
327 FRANCE	408	787	1197	3648	
335 GERMANY W	40	138	1137	3483	
344 ITALY	773	2878	1033	3961	
354 NETHRLNDS	587	1465	1858	6654	
376 SWITZRLND	159	311	485	1945	
383 HAWAII			59421	142391	
400 U STATES	14438	49574	78257	239667	
	16563	57884	144981	409146	
COCOANUTS	NO				81
222 B HOND	5350	553	17150	1853	
228 LEEW WIND			12650	1001	
316 CUBA			27300	2728	
320 DOM REP			159660	11609	
339 HONDURAS	10575	900	32550	2880	
364 PHIL			30000	3600	
383 HAWAII			13950	1349	
384 P RICO	2500	129	256080	17274	
400 U STATES	1700	163	92360	7839	
	20125	1745	641700	50133	
COCOANUT DESICCATED	LB				83
100 U KINGDOM	5000	458	79940	7321	
215 INDIA	1300	148	168650	19523	
217 CEYLON	1185450	108434	3528108	349120	
355 INDONESIA			50000	6669	
364 PHIL	7000	755	249800	29769	
383 HAWAII			3260	2596	
400 U STATES	288400	60300	2239382	526586	
	1487150	170095	6319140	941584	
COPRA NOT PREPARED	LB				84
364 PHIL	2240000	148038	31366346	2076129	
	2240000	148038	31366346	2076129	
ALMONDS NOT SHELLED	LB				91
372 SPAIN			8267	1896	
400 U STATES			7500	4557	
			15767	6453	
BRAZIL NUTS NOT SHELLED	LB				92
309 BRAZIL	475400	52240	822580	94770	
	475400	52240	822580	94770	
FILBERTS HAZEL NOT SHELLED	LB				93
344 ITALY	13779	2327	49025	8239	
400 U STATES			10000	3264	
	13779	2327	59025	11503	
PEANUTS GREEN SHELLED OR NOT	LB				94
100 U KINGDOM			198000	19006	
203 B E AFR			128700	13131	
207 UN SO AFR			4685200	467492	
313 CHINA	50000	5794	7477999	884291	
352 MEXICO	3521888	353226	24497937	2499737	
354 NETHRLNDS			35000	3280	
400 U STATES	131724	12359	10573601	1055699	
	3703612	371379	47596437	4942636	
PECANS NOT SHELLED	LB				95
400 U STATES	32610	8542	59510	15170	
	32610	8542	59510	15170	
WALNUTS NOT SHELLED	LB				96
215 INDIA	67200	11302	67200	11302	
313 CHINA			296300	43788	
344 ITALY			114526	22970	
400 U STATES			30300	11028	
	67200	11302	508326	89088	
OTHER NUTS NOT SHELLED	LB				97
231 HONG KONG			2360	487	
344 ITALY			6063	680	
400 U STATES	7146	4925	117457	55093	
	7146	4925	125880	56260	
ALMONDS SHELLED	LB				101
100 U KINGDOM	280	193	9850	7389	
231 HONG KONG	58	92	346	598	
344 ITALY	11000	6141	23600	14736	

IMPORTS INTO CANADA FOR CONSUMPTION

Articles and Countries from which Imported	MONTH OF JULY 1957		SEVEN MONTHS ENDED JULY 1957		Class Number
	Quantities	Values (\$)	Quantities	Values (\$)	
366 PORTUGAL			84596	60458	
372 SPAIN	35800	17830	474162	255798	
400 U STATES	1880	1643	106357	100128	
PEANUTS N O P	49018	25899	698911	439107	102
	LB				
231 HONG KONG	1978	491	12754	3808	
354 NETHRLNDS			4620	1062	
400 U STATES	6356	2797	26906	11519	
WALNUTS SHELLED	8334	3288	44280	16389	103
	LB				
100 U KINGDOM			5500	2326	
215 INDIA	55000	12539	1843626	540567	
231 HONG KONG	173	57	55661	17311	
313 CHINA	25300	7983	6029982	2145337	
327 FRANCE	2750	1152	31838	14146	
335 GERMANY W	73731	29599	200506	78005	
342 IRAN			216194	68047	
344 ITALY	5512	1750	196831	71143	
400 U STATES	8250	4109	319973	120103	
OTHER NUTS SHELLED	170716	57189	8900111	3056985	104
	LB				
231 HONG KONG	720	189	7880	1525	
344 ITALY			5291	645	
372 SPAIN			3888	1533	
400 U STATES	15120	10069	87139	60503	
BRAZIL NUTS SHELLED	15840	10258	104198	64206	105
	LB				
308 BOLIVIA	11550	5198	70872	28587	
309 BRAZIL	109230	49212	189291	82811	
363 PERU			18348	9774	
400 U STATES			2700	1026	
CASHEW NUTS SHELLED	120780	54410	281211	122198	106
	LB				
215 INDIA	302640	125690	1162590	500370	
400 U STATES	18686	10128	208959	113497	
PECANS SHELLED	321326	135818	1371549	613867	107
	LB				
400 U STATES	57816	46691	465615	361923	
FILBERTS SHELLED	57816	46691	465615	361923	108
	LB				
335 GERMANY W			26124	13467	
344 ITALY			72506	31207	
354 NETHRLNDS			22046	9428	
372 SPAIN	22377	6268	127018	59021	
376 SWITZRLND	7055	3294	7055	3294	
379 TURKEY	193625	61666	440527	161643	
400 U STATES	21934	9448	206530	102023	
ASPARAGUS FRESH	244991	80676	901806	380083	111
	LB				
400 U STATES	55977	8399	6575079	755277	
BEANS GREEN FRESH	55977	8399	6575079	755277	112
	LB				
231 HONG KONG			500	56	
352 MEXICO			11259	1975	
400 U STATES	705164	61561	9033438	784794	
BEETS FRESH EXCEPT SUGAR BEETS	705164	61561	9045197	786825	114
	LB				
400 U STATES	64950	2420	4446737	129112	
CABBAGE FRESH	64950	2420	4446737	129112	115
	LB				
381 ALASKA			800	186	
400 U STATES	696673	19709	63680851	1701374	
CARROTS FRESH	696673	19709	63681651	1701560	116
	LB				
352 MEXICO			15150	434	
400 U STATES	7920799	239872	67790097	1997885	
CAULIFLOWER FRESH	7920799	239872	67805247	1998319	117
	LB				
400 U STATES	300316	25973	16398962	836697	
CELERY FRESH	300316	25973	16398962	836697	118
	LB				
400 U STATES	5163514	293679	72641926	3285031	
CUCUMBERS FRESH	5163514	293679	72641926	3285031	119
	LB				
316 CUBA			191386	14767	
352 MEXICO			19465	1934	
381 ALASKA			100	59	
383 HAWAII			3675	889	
400 U STATES	1624775	83493	11565572	834341	
LETTUCE FRESH	1624775	83493	11780198	851990	120
	LB				
400 U STATES	3561420	172611	98343371	3227598	
MUSHROOMS TRUFFLES FRESH	3561420	172611	98343371	3227598	121
	LB				
231 HONG KONG	590	1575	1620	5164	
327 FRANCE	115	253	1250	3446	
335 GERMANY W			2130	2787	
347 JAPAN	4947	11052	16186	28126	
365 POLAND			490	1647	
400 U STATES	60771	15411	803257	230179	
ONIONS FRESH	66423	28291	824933	271349	122
	LB				
207 UN SO AFR			304500	12604	
236 NEW ZEAL			202716	7601	
312 CHILE			2795415	95468	
322 EGYPT	418639	7520	2604495	62404	

IMPORTS INTO CANADA FOR CONSUMPTION

Articles and Countries from which Imported	MONTH OF JULY 1957		SEVEN MONTHS ENDED JULY 1957		Class Number
	Quantities	Values (\$)	Quantities	Values (\$)	
344 ITALY	108384	4643	278465	11687	
352 MEXICO			436784	18067	
372 SPAIN	700546	15879	700546	15879	
400 U STATES	10528991	381554	61522298	2378756	
	11756560	409596	68845219	2602466	
PEAS GREEN FRESH	LB				123
352 MEXICO			313391	20990	
400 U STATES	92192	7951	858760	74832	
	92192	7951	1172151	95822	
POTATOES SWEET AND YAMS FRESH	CWT				124
224 JAMAICA	11	68	11	68	
231 HONG KONG			77	573	
400 U STATES	1014	8384	46170	317511	
	1025	8452	46258	318152	
POTATOES FRESH EXCEPT SEED	CWT				125
400 U STATES	334358	592237	1753258	3244924	
	334358	592237	1753258	3244924	
SPINACH FRESH	LB				126
400 U STATES	165518	12187	5751890	330479	
	165518	12187	5751890	330479	
TOMATOES FRESH	LB				127
224 JAMAICA			25524	2024	
227 BAHAMAS			93824	6122	
316 CUBA			168940	27371	
352 MEXICO			45341767	2455231	
381 ALASKA			400	220	
400 U STATES	17480124	1514230	62908138	5416196	
	17480124	1514230	108538593	7907164	
VEGETABLES FRESH	N O P				128
231 HONG KONG	8525	1019	165085	12405	
304 ARGENTINA	1375	166	17375	3690	
306 BELGIUM			1226	412	
312 CHILE	3200	478	25847	4857	
316 CUBA			2750	338	
344 ITALY			1540	187	
347 JAPAN			1400	301	
352 MEXICO	7775	1253	379140	38648	
363 PERU			1250	437	
372 SPAIN			26250	4000	
383 HAWAII			2165	432	
400 U STATES	4912425	331770	42987083	2848173	
	4933300	334686	43611111	2913880	
VEGETABLES FROZEN 1LB OR LESS	LB				129
400 U STATES	565903	110063	4961593	964950	
	565903	110063	4961593	964950	
VEGETABLES FROZEN OVER 1 LB	LB				130
400 U STATES	477968	72124	3945417	521693	
	477968	72124	3945417	521693	
MUSTARD LIQUID					131
231 HONG KONG				1258	
306 BELGIUM		119		183	
327 FRANCE		393		7140	
335 GERMANY W		319		6191	
354 NETHRLNDS		307		1047	
400 U STATES		2592		7651	
		3730		23470	
PASTE HASH VEGETABLE MEAT FISH	LB				132
100 U KINGDOM			18468	3578	
231 HONG KONG	351	181	3636	2006	
318 DENMARK			1127	970	
327 FRANCE	246	270	5292	3753	
344 ITALY	4721	1844	16039	9073	
347 JAPAN			480	155	
354 NETHRLNDS	382	149	1698	638	
359 NORWAY			2361	1107	
376 SWITZRLND			408	99	
381 ALASKA			544	220	
389 IRELAND			12000	1708	
400 U STATES	275196	56315	1821178	409506	
	280896	58759	1883231	432813	
POTATOES DRIED	LB				133
100 U KINGDOM	56250	15489	212150	55882	
354 NETHRLNDS			17952	5602	
400 U STATES	8725	1470	92794	17910	
	64975	16959	322896	79394	
VEGETABLES DRIED	N O P				134
100 U KINGDOM			480	67	
231 HONG KONG	2718	1187	48738	15785	
322 EGYPT			33556	8631	
327 FRANCE			1200	540	
335 GERMANY W	100	108	4509	1767	
344 ITALY	55	69	2903	1073	
347 JAPAN			1992	832	
354 NETHRLNDS	627	525	3011	2225	
388 YUGO SLAV			4409	1613	
400 U STATES	96268	42590	1838203	416082	
	99768	44479	1939001	448615	
TOMATO JUICE CONCENTRATED	LB				136
TOMATOES CANNED	LB				137
344 ITALY	67467	4802	1439581	102012	
352 MEXICO			213150	14381	
372 SPAIN			241785	17235	
381 ALASKA			390	51	
400 U STATES	1121300	83393	12002588	914260	
	1188767	88195	13897494	1047939	

IMPORTS INTO CANADA FOR CONSUMPTION

Articles and Countries from which Imported	MONTH OF JULY 1957		SEVEN MONTHS ENDED JULY 1957		Class Number
	Quantities	Values (\$)	Quantities	Values (\$)	
TOMATO PASTE CANNED	LB				138
304 ARGENTINA			36000	3744	
344 ITALY	80216	10162	1134926	152501	
354 NETHRLNDS			926	220	
372 SPAIN			29762	3600	
400 U STATES	347366	48659	3994306	563106	
	427582	58821	5195920	723171	
TOMATO PULP AND PUREE CANNED	LB				139
344 ITALY	11574	1538	11574	1538	
400 U STATES	12031	671	333696	23050	
	23605	2209	345270	24588	
TOMATO JUICE EXCEPT CONCENTRTD	LB				140
400 U STATES	3777995	233510	31888038	2069652	
	3777995	233510	31888038	2069652	
ASPARAGUS IN CANS	LB				141
327 FRANCE	5000	2199	5793	2404	
400 U STATES	404386	83380	1179192	249702	
	409386	85579	1184985	252106	
CORN IN CANS	LB				143
400 U STATES	932771	126479	7639995	987434	
	932771	126479	7639995	987434	
MUSHROOMS AND TRUFFLES IN CANS	LB				144
100 U KINGDOM			237	177	
231 HONG KONG	60	242	1392	4305	
327 FRANCE	13294	6218	43920	20623	
335 GERMANY W	181	263	631	548	
344 ITALY			835	1021	
347 JAPAN	783	958	2306	2596	
376 SWITZRLND			136	77	
400 U STATES	41500	15077	277993	96490	
	55818	22758	327450	125837	
PEAS IN CANS	LB				145
100 U KINGDOM			700	105	
306 BELGIUM	2645	444	5045	889	
327 FRANCE			3269	799	
376 SWITZRLND	575	120	575	120	
400 U STATES	142190	16111	1749281	199892	
	145410	16675	1758870	201805	
VEGETABLE JUICE N O P CANNED	LB				146
400 U STATES	3674	416	126842	14465	
	3674	416	126842	14465	
VEGETABLES N O P IN CANS	LB				147
100 U KINGDOM			1840	311	
231 HONG KONG	22473	4450	82150	15791	
306 BELGIUM	1455	378	18956	4093	
327 FRANCE	9915	3407	18420	5162	
328 FR AFRICA	2228	496	2228	486	
335 GERMANY W	4523	481	74906	8450	
344 ITALY	23074	5299	32957	7071	
347 JAPAN	9375	1859	22340	5208	
354 NETHRLNDS	13650	1545	101035	11527	
372 SPAIN	8267	812	8267	812	
376 SWITZRLND	404	165	404	165	
381 ALASKA			415	83	
400 U STATES	294299	28316	3295070	298662	
	389663	47198	3658988	357821	
PIMENTOS IN CANS	LB				148
372 SPAIN	9101	1896	102439	13768	
400 U STATES	4200	1360	175021	37766	
	13301	3256	277460	51534	
BEANS GREEN OR WAX CANNED	LB				149
306 BELGIUM			9120	1772	
327 FRANCE			1356	320	
344 ITALY	2750	450	2750	450	
354 NETHRLNDS	1574	233	26703	3996	
400 U STATES	1380	109	611365	51573	
	5704	792	651294	58111	
BEANS BAKED CANNED	LB				150
347 JAPAN	620	119	845	180	
400 U STATES	410705	32658	2527641	212777	
	411325	32777	2528486	212957	
PICKLES PACKAGED RETAIL SALE	GAL				151
100 U KINGDOM	3670	9175	21929	54235	
231 HONG KONG	276	461	2557	3697	
234 AUSTRALIA			72	334	
306 BELGIUM			36	143	
317 CZECHO S			105	136	
327 FRANCE			298	1381	
335 GERMANY W	1052	1616	3386	5045	
344 ITALY	353	571	412	1010	
347 JAPAN	584	1285	1588	3761	
354 NETHRLNDS	12	84	39	176	
400 U STATES	45625	62237	373537	492456	
	51572	75429	403959	562354	
PICKLES N O P	GAL				152
100 U KINGDOM	151	517	1703	5396	
215 INDIA	168	345	168	345	
227 BAHAMAS			6895	5712	
231 HONG KONG	504	886	5858	8090	
306 BELGIUM	88	164	88	164	
335 GERMANY W	1206	1193	2080	2555	
336 GREECE	6040	5729	12720	11319	
344 ITALY	3167	3634	59163	56339	
347 JAPAN	246	616	3439	5303	
354 NETHRLNDS	12245	11835	149727	166097	
372 SPAIN	12000	13859	111289	95549	

IMPORTS INTO CANADA FOR CONSUMPTION

Articles and Countries from which Imported		MONTH OF JULY 1957		SEVEN MONTHS ENDED JULY 1957		Class Number
		Quantities	Values (\$)	Quantities	Values (\$)	
	388 YUGO SLAV			3300	2180	
	400 U STATES	60636	28750	616358	334968	
SAUCES N O P		96451	67528	972788	694017	153
		GAL				
	100 U KINGDOM	313	1170	4606	12576	
	215 INDIA			213	498	
	224 JAMAICA			22	94	
	231 HONG KONG	1647	2189	11360	22227	
	318 DENMARK			84	399	
	327 FRANCE			81	478	
	335 GERMANY W			91	490	
	347 JAPAN			1207	1615	
	354 NETHRLNDS	20	68	1209	8183	
	400 U STATES	29847	74422	232348	551194	
SAUCES SOY		31827	77849	251221	597754	155
		GAL				
	231 HONG KONG	5260	3373	46809	31274	
	347 JAPAN	1238	1678	9019	9505	
	400 U STATES	1443	1517	21701	22666	
		7941	6568	77529	63445	
KETCHUP		GAL				156
	400 U STATES	44208	53317	257383	311522	
BARLEY BUCKWHEAT AND RYE		44208	53317	257383	311522	161
		BUSH				
	400 U STATES			1080	2785	
BEANS SOYA				1080	2785	162
		BUSH				
	231 HONG KONG			72	550	
	400 U STATES	563710	1349548	3647535	8569330	
BEANS N O P		563710	1349548	3647607	8569880	163
		LB				
	100 U KINGDOM			185767	14429	
	203 B E AFR			863777	60423	
	205 RHOD NYAS			18450	1143	
	231 HONG KONG	7450	836	410600	40413	
	234 AUSTRALIA	4500	342	4500	342	
	304 ARGENTINA			7714	442	
	312 CHILE			315447	21204	
	327 FRANCE			4056	1135	
	344 ITALY	5400	504	71427	8118	
	347 JAPAN	1000	170	4000	804	
	354 NETHRLNDS			19393	3134	
	363 PERU	79818	11398	209988	31969	
	371 THAILAND			25298	2657	
	400 U STATES	269255	19225	2371068	263522	
INDIAN CORN		367423	32475	4511485	449735	167
		BUSH				
	400 U STATES	256795	352747	5014882	6934373	
OATS		256795	352747	5014882	6934373	168
		BUSH				
	400 U STATES			5463	6966	
PEAS SPLIT				5463	6966	169
		LB				
	100 U KINGDOM			15680	1426	
	234 AUSTRALIA			16800	998	
	312 CHILE	1760	219	1760	219	
	328 FR AFRICA			11023	1162	
	354 NETHRLNDS	2750	171	4860	472	
	400 U STATES	22640	2343	204096	18210	
PEAS N O P		27150	2733	254219	22487	170
		LB				
	100 U KINGDOM			40000	4470	
	215 INDIA			6724	1101	
	231 HONG KONG			400	59	
	234 AUSTRALIA	9000	703	9000	703	
	236 NEW ZEAL			13506	982	
	352 MEXICO			55000	7064	
	354 NETHRLNDS			5080	793	
	366 PORTUGAL			10803	1081	
	400 U STATES	6010	642	563490	57993	
RICE UNCLEANNED UNHULLED PAODY		15010	1345	704003	74246	171
		CWT				
	304 ARGENTINA	1102	4847	33804	151372	
	352 MEXICO			40938	199307	
	371 THAILAND	8804	46291	8804	46291	
	400 U STATES			70535	381542	
RICE CLEANED		9906	51138	154081	778512	172
		CWT				
	100 U KINGDOM			4402	29823	
	220 BERMUOA			35	572	
	231 HONG KONG	20	166	200	1783	
	304 ARGENTINA	8678	29747	55007	195268	
	321 ECUADOR	6578	21848	6578	21848	
	344 ITALY	200	1390	5335	47537	
	352 MEXICO			55118	187440	
	354 NETHRLNDS			149	1311	
	371 THAILAND	394	2382	543	3369	
	386 URUGUAY			2205	7488	
	400 U STATES	27422	244240	162391	1396884	
WHEAT		43292	299773	291963	1893323	174
		BUSH				
	400 U STATES			132312	590332	
ALFALFA OR GRASS MEAL DEHYO				132312	590332	180
		CWT				
	400 U STATES	13462	26848	73301	186463	
		13462	26848	73301	186463	

IMPORTS INTO CANADA FOR CONSUMPTION

Articles and Countries from which Imported	MONTH OF JULY 1957		SEVEN MONTHS ENDED JULY 1957		Class Number	
	Quantities	Values (\$)	Quantities	Values (\$)		
BARLEY POT PEARL ROAST GROUND 100 U KINGDOM 400 U STATES	LB		920 3720 4640	172 501 673	181	
BRAN AND MILL FEED 100 U KINGDOM 400 U STATES	CWT		28 36286 36314	117 62494 62611	182	
BUCKWHEAT MEAL OR FLOUR	CWT				183	
CORN MEAL 400 U STATES	BRL	3287 3287	20280 20280	7974 51195 51195	184	
HOMINY CRACKED OR DRIED CORN 400 U STATES	CWT	15287 15287	51751 51751	88030 302878 302878	185	
MALT FLOUR 400 U STATES	LB	109000 109000	7612 7612	159650 11703 159650 11703	187	
OATMEAL AND ROLLED OATS 100 U KINGDOM 400 U STATES	LB		3280 4001 7281	396 445 841	188	
RICE STARCH FLOUR MEAL FEED 231 HONG KONG 327 FRANCE 335 GERMANY W 347 JAPAN 400 U STATES	LB	1600 11000 244 3000 15844	239 958 57 323 1577	34840 551 11000 1282 520800 568473	5275 82 958 291 51076 57682	189
RYE FLOUR 400 U STATES	BRL		1357 1357	8924 8924	191	
SAGO AND CASSAVA FLOUR EDIBLE 218 MALAYA 231 HONG KONG 309 BRAZIL 371 THAILAND 400 U STATES	LB	800	51	8960 800 165040 10033 116878 301711	446 51 11911 414 10881 23703	192
SEMOLINA	CWT				193	
WHEAT FLOUR 100 U KINGDOM 400 U STATES	CWT			11 1530 1541	53 9117 9170	194
BISCUITS AND BREAD DIETARY 100 U KINGDOM 327 FRANCE 335 GERMANY W 400 U STATES			4750	21742 4346 1136 15737 42961	201	
BISCUITS NOT SWEETENED N O P 100 U KINGDOM 231 HONG KONG 306 BELGIUM 318 DENMARK 326 FINLAND 327 FRANCE 335 GERMANY W 347 JAPAN 354 NETHRLNDS 359 NORWAY 375 SWEDEN 400 U STATES	LB	70440	26517	348145 1165 1027 16938 4961 480 15201 23959 53969 38190 314234 974109 1792378	116887 641 406 3479 1028 1165 3099 8597 12368 5392 56550 299659 509271	203
BISCUITS SWEETENED N O P 100 U KINGDOM 231 HONG KONG 305 AUSTRIA 306 BELGIUM 318 DENMARK 327 FRANCE 335 GERMANY W 344 ITALY 347 JAPAN 354 NETHRLNDS 376 SWITZRLND 400 U STATES	LB	414630 183 600 27179 1200 726 1296 860 24388 188419 659481	152343 121 253 7024 264 125 340 309 6325 47504 214608	3153442 3454 5953 111169 31235 12803 21884 6451 4590 118956 2620 1159606 4632163	1175859 1986 1939 35196 7208 5390 7450 1545 1716 29400 1502 293151 1562342	204
BREAD PASSOVER MATZO PRODUCTS 400 U STATES				264341 264341	205	
CEREAL FOODS 25 POUNDS OR LESS 100 U KINGDOM 231 HONG KONG 327 FRANCE 335 GERMANY W 344 ITALY 347 JAPAN 354 NETHRLNDS 400 U STATES	LB	810 615 2515 7023 3595 368 4106 378693 397725	203 297 503 1232 334 166 479 64066 67280	31564 5770 2515 36204 3595 1583 43622 1687713 1812566	3325 1915 503 6200 334 615 4597 330306 347795	206
CEREAL FOODS PREPARED N O P 100 U KINGDOM 236 NEW ZEAL			2598	14144 892	207	

IMPORTS INTO CANADA FOR CONSUMPTION

Articles and Countries from which Imported	MONTH OF JULY 1957		SEVEN MONTHS ENDED JULY 1957		Class Number
	Quantities	Values (\$)	Quantities	Values (\$)	
304 ARGENTINA				335	
335 GERMANY W		128		2851	
347 JAPAN		114		757	
359 NORWAY		90		90	
400 U STATES		43094		491144	
		46024		510213	
MACARONI AND VERMICELLI	LB				208
231 HONG KONG	6214	1527	29834	6551	
327 FRANCE	2280	279	3206	472	
344 ITALY	13851	1605	13851	1605	
347 JAPAN	960	123	4423	516	
354 NETHRLNDS			17491	1946	
400 U STATES	127587	19019	1081312	169813	
	150892	22553	1150117	180903	
MILK FOODS N O P	CWT				209
100 U KINGDOM	8	525	47	2083	
318 DENMARK			4	196	
335 GERMANY W			42	2012	
359 NORWAY	18	730	219	6798	
400 U STATES	838	30523	3298	156563	
	864	31778	3610	167652	
ARROWROOT	LB				221
228 LEEW WIND	1700	220	224200	23086	
231 HONG KONG			400	54	
400 U STATES			4800	1080	
	1700	220	229400	24220	
MALT WHOLE CRUSHED OR GROUND	LB				224
400 U STATES			42000	2058	
			42000	2058	
SAGO AND TAPIOCA	LB				225
218 MALAYA	2054	100	121277	7493	
309 BRAZIL			10100	1260	
355 INDONESIA	15962	2003	179712	16438	
400 U STATES	144500	23353	611660	99594	
	162516	25456	922749	124785	
ALL OTHER BREADSTUFFS N O P					226
231 HONG KONG				1597	
400 U STATES		2948		16588	
		2948		18185	
COCOANUT OIL N O P EDIBLE	CWT				231
100 U KINGDOM	146	2128	4664	70237	
354 NETHRLNDS			166	2197	
389 IRELAND			41	611	
400 U STATES	146	2744	584	10256	
	292	4872	5455	83301	
COTTON SEED OIL N O P EDIBLE	CWT				233
400 U STATES	2162	34749	11590	187051	
	2162	34749	11590	187051	
OLIVE OIL N O P EDIBLE	CWT				234
327 FRANCE	216	7050	1003	34660	
328 FR AFRICA	220	7078	2392	75748	
336 GREECE	894	30555	2299	76386	
344 ITALY	967	37839	5211	189280	
353 MOROCCO	220	7104	220	7104	
372 SPAIN	154	6504	474	18265	
391 LEBANON	2	50	6	167	
400 U STATES	8	380	889	36220	
	2681	96560	12494	437830	
PEANUT OIL N O P EDIBLE	CWT				235
231 HONG KONG	38	1062	538	14006	
400 U STATES	4	68	1225	31092	
	42	1130	1763	45098	
SOYA BEAN OIL N O P EDIBLE	CWT				236
100 U KINGDOM	6	119	6	119	
400 U STATES	21200	287435	110611	1533823	
	21206	287554	110617	1533942	
CHOCOLATES IN RETAIL PACKAGES	LB				239
100 U KINGDOM	60814	29942	767109	388033	
305 AUSTRIA			5764	4924	
306 BELGIUM			1387	673	
317 CZECHO S			12600	4998	
327 FRANCE	1285	740	15320	6445	
335 GERMANY W			14894	7261	
344 ITALY			9217	5324	
354 NETHRLNDS	7482	3612	32553	15492	
375 SWEDEN	389	150	1710	968	
376 SWITZRLND			39943	22692	
389 IRELAND			1170	455	
400 U STATES			91977	38432	
	69970	34444	993644	495697	
CONFECTIONERY CHOCOLATE N O P	LB				240
100 U KINGDOM	182188	64143	1609084	591904	
305 AUSTRIA	3420	3540	6687	5267	
306 BELGIUM	1143	328	47109	16816	
317 CZECHO S			60275	17163	
318 DENMARK	444	93	4169	1539	
327 FRANCE			100062	29513	
335 GERMANY W	5157	2277	269707	107485	
344 ITALY	222	225	8395	3227	
354 NETHRLNDS	9872	3221	167505	67212	
359 NORWAY			749	311	
360 ISRAEL			36876	14019	
375 SWEDEN			24322	8050	
376 SWITZRLND	358	186	32211	15813	
400 U STATES	94365	28924	753403	244134	
	297169	102937	3120554	1122453	

IMPORTS INTO CANADA FOR CONSUMPTION

Articles and Countries from which Imported	MONTH OF JULY 1957		SEVEN MONTHS ENDED JULY 1957		Class Number
	Quantities	Values (\$)	Quantities	Values (\$)	
OTHER CONFECTIONS SWEETENED	LB				242
100 U KINGDOM	37438	8590	259096	66304	
231 HONG KONG			5537	1788	
305 AUSTRIA	456	111	1390	471	
306 BELGIUM	2129	398	7260	1307	
318 DENMARK			12320	5123	
327 FRANCE	2000	468	12302	3251	
335 GERMANY W	2717	813	18150	6659	
344 ITALY			2823	1319	
347 JAPAN	540	188	540	188	
354 NETHRLNDS	25539	2973	95078	12150	
383 HAWAII			3893	524	
389 IRELAND	2100	891	2100	891	
400 U STATES	236999	63511	1182075	327663	
	309918	77943	1602564	427638	
FRUITS PEELS CANDIED	LB				243
231 HONG KONG			4616	622	
234 AUSTRALIA	23600	3049	25600	3361	
327 FRANCE	69436	15330	127711	29987	
344 ITALY	48492	10821	114622	24278	
354 NETHRLNDS			887	375	
400 U STATES	2306	649	116017	40577	
	143834	29849	389453	99200	
GINGER PRESERVED	LB				244
100 U KINGDOM			990	630	
231 HONG KONG	21018	4285	134237	27143	
347 JAPAN			750	181	
400 U STATES			600	180	
	21018	4285	136577	28134	
SUGAR CANDY CONFECTIONERY NOP	LB				246
100 U KINGDOM	1125858	232398	6291762	1292840	
207 UN SO AFR			8830	3634	
223 BARBADOS			5484	825	
224 JAMAICA			2700	340	
231 HONG KONG	2308	932	29043	8024	
234 AUSTRALIA			596	114	
305 AUSTRIA	15974	3691	45576	12904	
306 BELGIUM	3762	2273	10657	4758	
316 CUBA	54314	6982	188910	22749	
318 DENMARK	48988	10499	178712	40734	
326 FINLAND			2646	989	
327 FRANCE	3840	1482	19237	7518	
335 GERMANY W	39026	13756	106878	35857	
336 GREECE			788	197	
344 ITALY	7728	2857	52046	22124	
347 JAPAN			3705	1231	
354 NETHRLNDS	47483	10183	347451	78212	
360 ISRAEL	2400	351	27018	5386	
375 SWEDEN	26557	4378	209660	35016	
376 SWITZRLND			3006	1041	
384 P RICO			6440	1640	
389 IRELAND			5376	1570	
400 U STATES	200443	49457	1278946	330427	
	1578681	339239	8825467	1908130	
BUBBLE GUM	LB				247
100 U KINGDOM	13864	3846	34190	10429	
318 DENMARK	6874	2104	62603	21642	
354 NETHRLNDS	360	106	2741	1006	
389 IRELAND	4125	1594	7357	2851	
400 U STATES	84182	25912	605566	165503	
	109405	33562	712457	201431	
CHEWING GUM N O P	LB				249
100 U KINGDOM	1133	256	11306	3808	
318 DENMARK			2208	428	
354 NETHRLNDS			1903	447	
400 U STATES	31364	8840	231753	58169	
	32497	9096	247170	62852	
GLUCOSE AND SYRUP CORN SYRUP	CWT				251
100 U KINGDOM			579	3562	
354 NETHRLNDS	39	416	137	1386	
400 U STATES	13875	108863	83266	667342	
	13914	109279	83982	672290	
MOLASSES OF CANE NOP	GAL				252
223 BARBADOS			7165	1892	
224 JAMAICA			8750	1245	
225 TRINIDAD	224800	29224	2312160	512696	
228 LEEW WIND			34856	4072	
316 CUBA			867401	228970	
400 U STATES	64285	14583	1232072	387655	
	289085	43807	4462404	1136530	
LIQUID OR INVERT SUGAR	CWT				254
100 U KINGDOM			255	2053	
354 NETHRLNDS			22	201	
400 U STATES	20	197	454	4114	
	20	197	731	6368	
MOLASSES FOR HUMAN CONSUMPTION	GAL				255
100 U KINGDOM			852	765	
223 BARBADOS	221713	120573	1193081	672808	
228 LEEW WIND			57792	4392	
316 CUBA			692661	276469	
400 U STATES	8317	5597	69485	42397	
	230030	126170	2013871	1003831	
SYRUPS OF CANE OR BEET NOP	GAL				256
100 U KINGDOM	2127	2938	16470	21739	
354 NETHRLNDS			142	243	
400 U STATES	257	611	953	2288	
	2384	3549	17565	24270	

IMPORTS INTO CANADA FOR CONSUMPTION

19

Articles and Countries from which Imported	MONTH OF JULY 1957		SEVEN MONTHS ENDED JULY 1957		Class Number
	Quantities	Values (\$)	Quantities	Values (\$)	
SUGAR RAW IMPORTED BY REFINERS	CWT				262
204 MAURITIUS			393954	2164538	
221 B GUIANA	56000	365070	1028444	5935802	
223 BARBADOS	67200	483840	403200	2583103	
224 JAMAICA	480158	3071881	1707168	10515122	
225 TRINIDAD			364268	2396861	
228 LEEW WIND			260960	1733171	
234 AUSTRALIA	109670	669195	547230	2001844	
235 FIJI	89600	596962	404971	2310006	
316 CUBA	293964	1791840	979584	5489355	
	1096592	6978788	6089779	35129802	
SUGAR RAW N O P	CWT				263
221 B GUIANA	7960	52120	30882	171068	
224 JAMAICA			22	124	
316 CUBA			78364	451176	
	7960	52120	109268	622368	
SUGAR REFINED	CWT				264
100 U KINGDOM			47	304	
354 NETHRLNDS			11	165	
400 U STATES			739	7202	
			797	7671	
SUGAR AND SYRUP MAPLE	LB				265
400 U STATES			460	136	
			460	136	
COCOA BEANS NOT ROASTED	CWT				271
100 U KINGDOM			2940	76669	
210 G COAST	25717	558329	79513	1819132	
211 NIGERIA	52752	1097020	97345	2074150	
217 CEYLON			2454	51307	
224 JAMAICA			3063	64546	
225 TRINIDAD			3800	90274	
228 LEEW WIND			1488	33683	
309 BRAZIL	10	307	5405	123289	
320 DOM REP			452	9747	
321 ECUADOR	375	10941	2989	83399	
354 NETHRLNDS			1111	24937	
387 VENEZUELA	328	9090	4324	107426	
400 U STATES	558	16776	44738	1060818	
	79740	1692463	249632	5619377	
COCOA BUTTER	LB				273
100 U KINGDOM	174776	108757	808152	475724	
224 JAMAICA	150038	70266	686133	319621	
225 TRINIDAD			1680	939	
309 BRAZIL	330690	159316	782190	436351	
327 FRANCE			55115	30315	
328 FR AFRICA			66138	38388	
344 ITALY	77162	35381	583384	285160	
354 NETHRLNDS	130758	77201	578813	303919	
400 U STATES	500	339	1303550	785884	
	863924	451260	4865155	2676301	
COCOA PASTE NOT SWEETENED	LB				274
100 U KINGDDM	12088	1346	249292	57081	
309 BRAZIL			511672	63652	
335 GERMANY W	21232	2673	48790	6493	
354 NETHRLNDS	86640	21259	622263	120031	
360 ISRAEL	528	259	528	259	
372 SPAIN			24338	2667	
400 U STATES	2116	424	14016	4515	
	122604	25961	1470899	254698	
COCOA PASTE SWEETENED	LB				275
100 U KINGDOM			21704	7782	
354 NETHRLNDS	440	168	2180	709	
400 U STATES	5000	1468	91555	29188	
	5440	1636	115439	37679	
COCOA OR CHOCOLATE POWDER	LB				276
100 U KINGDOM	153200	58725	992416	380832	
306 BELGIUM	156	62	156	62	
327 FRANCE	33070	5606	355753	47999	
335 GERMANY W	16859	1536	64257	8209	
344 ITALY			200	157	
354 NETHRLNDS	189713	29161	836242	164711	
389 IRELAND	358600	60563	358600	60563	
400 U STATES	54635	11329	707463	224059	
	806233	166982	3315087	886592	
COCOA AND CHOCOLATE PREPS N O P	LB				277
100 U KINGDOM	48053	14243	707586	182862	
306 BELGIUM			1951	1202	
309 BRAZIL			33000	1902	
317 CZECHO S			1800	725	
327 FRANCE			7837	3713	
335 GERMANY W	34030	3138	90591	11442	
354 NETHRLNDS	53755	10315	118996	25970	
389 IRELAND	47786	14260	92492	27334	
400 U STATES	100588	21196	550096	120337	
	284212	63152	1604349	375487	
CHICORY	LB				282
306 BELGIUM	8598	520	55123	3768	
327 FRANCE			16125	970	
354 NETHRLNDS	5375	452	57313	4359	
400 U STATES	5035	1776	49552	18033	
	19008	2748	178113	27130	
COFFEE GREEN	LB				283
100 U KINGDOM	33051	17964	49527	23583	
202 ADEM			65899	37001	
203 S E AFR	849147	371889	5966303	2795365	
207 UN SO AFR	13273	7364	13273	7364	

IMPORTS INTO CANADA FOR CONSUMPTION

Articles and Countries from which Imported	MONTH OF JULY 1957		SEVEN MONTHS ENDED JULY 1957		Class Number
	Quantities	Values (\$)	Quantities	Values (\$)	
224 JAMAICA	5000	2211	36600	18421	
225 TRINIDAD	15000	4247	276355	91393	
307 BEL CONGO	52513	24130	205393	100174	
309 BRAZIL	4285700	2123995	27603181	14611178	
314 COLOMBIA	2030248	1263108	15725394	10249100	
315 C RICA	194288	120880	891883	581925	
316 CUBA			112842	64652	
320 OOM REP	106285	60505	671947	398375	
321 ECUADOR	19841	7761	273078	147721	
323 EL SALVD	799396	425238	1745170	951872	
325 ETHIOPIA			50313	25826	
328 FR AFRICA			54915	16475	
337 GUATEMALA	89614	52859	2728753	1597144	
338 HAITI	22111	12089	144137	69246	
339 HONDURAS			32247	16792	
352 MEXICO	696397	380594	4337217	2444615	
358 NICARAGUA	91522	49495	394219	223257	
363 PERU			7522	4257	
383 HAWAII			47500	30708	
387 VENEZUELA			208621	129767	
400 U STATES	140452	68943	2401772	1098355	
	9443838	4993272	64044061	35734566	
COFFEE ROASTED AND SUBSTITUTES	LB				286
100 U KINGDOM			820	466	
224 JAMAICA	44900	21830	254926	120780	
335 GERMANY W			399	355	
344 ITALY			1323	1440	
381 ALASKA			128	137	
383 HAWAII			240	247	
400 U STATES	169759	124854	1106564	843990	
	214659	146684	1364400	967415	
COFFEE EXTRACT OF N O P	LB				287
100 U KINGDOM	9595	3415	80253	27625	
335 GERMANY W			4191	1510	
354 NETHRLNDS	300	1056	1080	3802	
376 SWITZRLNO	53	273	1135	3895	
400 U STATES	331750	792363	2671376	6088053	
	341698	797107	2758035	6124885	
CLOVES UNGROUND	LB				291
203 B E AFR	2240	797	59640	21795	
217 CEYLON			3360	416	
333 MADAGASCR			24194	9743	
400 U STATES	3811	1756	5206	2724	
	6051	2553	92400	34678	
GINGER UNGROUND	LB				292
100 U KINGDOM	24310	5209	41452	12480	
212 S LEONE			17993	4413	
215 INOIA			189599	29656	
224 JAMAICA			174426	76175	
231 HONG KONG	600	131	20710	1959	
316 CUBA			2360	165	
383 HAWAII			7010	1245	
384 P RICO			2000	262	
400 U STATES	826	222	3033	1012	
	25736	5562	458583	127367	
MUSTARO GROUND	LB				293
100 U KINGDOM	26236	11772	190624	87788	
400 U STATES	2012	444	87859	25536	
	28248	12216	278483	113324	
NUTMEGS AND MACE	LB				294
100 U KINGDOM			33739	63718	
215 INOIA			2240	510	
217 CEYLON			33600	21786	
218 MALAYA	4480	7874	4480	7874	
228 LEE WIND	400	1000	39996	88001	
354 NETHRLNDS			4275	9776	
355 INDONESIA			2240	4950	
400 U STATES	10570	12994	40565	30881	
	15450	21868	161135	227496	
NUTMEGS AND MACE GROUND	LB				295
400 U STATES	303	747	3246	8790	
	303	747	3246	8790	
PEPPER UNGROUND	LB				296
100 U KINGDOM	12903	3636	38606	8911	
203 B E AFR			4599	1286	
211 NIGERIA	11200	2246	15680	3142	
215 INOIA	91810	18818	1232630	230946	
218 MALAYA	61600	15981	356510	91355	
219 BEI OTHER			27104	7815	
347 JAPAN			50400	10673	
388 YUGO SLAV			11000	4435	
400 U STATES	7491	2437	44261	14193	
	185004	43118	1780790	372756	
SPICES N O P UNGROUND	LB				297
217 CEYLON			7165	8725	
224 JAMAICA	8960	4668	76600	45018	
231 HONG KONG	11200	1961	197406	23310	
329 INDOCHINA	12816	3525	15056	3820	
352 MEXICO	2750	867	22540	6457	
354 NETHRLNOS			35507	5903	
355 INOONESIA			37237	4833	
400 U STATES	3736	1839	56204	13253	
	39462	12860	447715	111319	
GINGER AND SPICES N O P GROUND	LB				298
100 U KINGDOM	394	314	5611	4434	
215 INDIA	5600	996	13098	2585	

IMPORTS INTO CANADA FOR CONSUMPTION

Articles and Countries from which Imported	MONTH OF JULY 1957		SEVEN MONTHS ENDED JULY 1957		Class Number
	Quantities	Values (\$)	Quantities	Values (\$)	
231 HONG KONG	300	96	748	262	
312 CHILE			176	240	
335 GERMANY W			546	513	
354 NETHRLNDS	220	140	1814	1165	
372 SPAIN	48424	22327	441124	186277	
388 YUGO SLAV			6723	2040	
400 U STATES	22092	16442	154079	100284	
	77030	40315	623919	297800	
TONQUIN BEANS CRUOE	LB				299
309 BRAZIL			1102	1207	
			1102	1207	
VANILLA BEANS CRUOE	LB				300
327 FRANCE			181	1113	
335 GERMANY W			11	85	
352 MEXICO	2450	18443	7243	51287	
400 U STATES	2480	15861	28560	194515	
	4930	34304	35995	247000	
SEEDS AROMATIC CRUDE UNGROUND	LB				301
215 INOIA			15408	5677	
231 HONG KONG			1120	144	
304 ARGENTINA	610	69	610	69	
335 GERMANY W	1406	146	6326	1144	
337 GUATEMALA	450	1246	891	2432	
352 MEXICO	5334	1065	5334	1065	
353 MOROCCO	13440	857	163176	9989	
354 NETHRLNDS	7700	668	70909	8806	
372 SPAIN			5500	1096	
400 U STATES	2105	224	36972	4663	
	31045	4275	306246	35085	
TEA BLACK	LB				319
100 U KINGDOM	265687	153838	1259811	789470	
203 B E AFR	82302	34222	1031973	544400	
215 INDIA	610623	250535	12425217	6543237	
216 PAKISTAN			164061	74299	
217 CEYLON	1213211	500967	12420716	6840760	
218 MALAYA			45980	21379	
231 HONG KONG	3434	2080	85236	37952	
313 CHINA	4984	2602	20978	7575	
347 JAPAN	50	56	145499	28415	
354 NETHRLNDS	17162	7254	74703	38425	
355 INOONESIA			182869	92128	
393 TAIWAN	32579	10191	117300	32856	
400 U STATES	50892	29610	272673	162688	
	2280924	991355	28247016	15213584	
TEA GREEN	LB				320
100 U KINGDOM			728	840	
231 HONG KONG	485	339	18018	9164	
313 CHINA	500	370	500	370	
347 JAPAN	13464	4131	161206	52532	
354 NETHRLNDS			400	307	
400 U STATES	4600	1622	6553	2376	
	19049	6462	187405	65589	
VINEGAR	GAL				341
100 U KINGDOM			19	79	
231 HONG KONG			83	67	
306 BELGIUM	19	55	19	55	
327 FRANCE	259	367	1517	2705	
344 ITALY			1842	2165	
347 JAPAN	90	74	147	132	
366 PORTUGAL			1068	215	
400 U STATES	11505	3779	23043	12142	
	11873	4275	27738	17560	
YEAST IN CAKES AND PACKAGES	LB				352
100 U KINGDOM	18000	1303	55000	4139	
344 ITALY			1206	520	
400 U STATES	1917	1431	13000	8095	
	19917	2734	69206	12754	
YEAST IN BULK	LB				353
400 U STATES	2802	1567	16837	6077	
	2802	1567	16837	6077	
HOPS	LB				362
335 GERMANY W			2016	2243	
388 YUGO SLAV			16613	18436	
400 U STATES	4067	2719	356761	244303	
	4067	2719	375390	264982	
LIQUORICE UNSWEETENED	LB				364
100 U KINGDOM			216	58	
400 U STATES	600	292	318326	67311	
	600	292	318542	67369	
MALT SYRUP AND EXTRACTS	LB				365
100 U KINGDOM	24600	4597	236004	37730	
400 U STATES	76300	14684	699825	133219	
	100900	19281	935829	170949	
ESSENCES EXTRACTS N O P	GAL				367
100 U KINGDOM			647	6022	
335 GERMANY W			13	687	
354 NETHRLNDS	6	143	6	143	
400 U STATES	13	288	616	32211	
	19	431	1282	39063	
FOODSTUFFS TAR 18A 19 140A 206					369
400 U STATES		1363		8818	
		1363		8818	
POTATOES FRENCH FRIED FROZEN	LB				380
400 U STATES	16757	3005	764029	124945	
	16757	3005	764029	124945	

IMPORTS INTO CANADA FOR CONSUMPTION

Articles and Countries from which Imported	MONTH OF JULY 1957		SEVEN MONTHS ENDED JULY 1957		Class Number
	Quantities	Values (\$)	Quantities	Values (\$)	
POTATO CHIPS NOT FROZEN	LB				381
400 U STATES	452030	170493	2212255	811278	
	452030	170493	2212255	811278	
VEGETABLE FOOD PRODUCTS N O P					390
100 U KINGDOM		16549		82731	
231 HONG KONG		3140		24496	
306 BELGIUM				5053	
309 BRAZIL		516		516	
318 DENMARK				445	
327 FRANCE				249	
335 GERMANY W		558		2484	
347 JAPAN		325		2432	
354 NETHRLNDS		1717		11368	
376 SWITZRLND		520		2087	
400 U STATES		130889		770371	
		154214		902232	

IMPORTS INTO CANADA FOR CONSUMPTION

Articles and Countries from which Imported	MONTH OF JULY 1957		SEVEN MONTHS ENDED JULY 1957		Class Number
	Quantities	Values (\$)	Quantities	Values (\$)	
GROUP 1					
AGRICULTURAL PRODUCTS					
B OTHER THAN FOOD					
ALE BEER PORTER AND STOUT	GAL				1501
100 U KINGDOM	26215	34707	139918	180029	
318 DENMARK	900	1057	5100	5211	
335 GERMANY W	2200	2750	8211	10124	
347 JAPAN	38	116	869	2557	
354 NETHRLNDS			2090	1696	
400 U STATES	10584	10314	28143	27717	
	39937	48944	184331	227334	
BRANDY	P GAL				1511
100 U KINGDOM	35	200	518	3209	
207 UN SO AFR	28102	68449	69305	183858	
208 BSA OTHER			47	321	
232 MALTA	115	549	1450	6894	
234 AUSTRALIA	6733	22247	38366	120422	
318 DENMARK			9	160	
327 FRANCE	19482	167828	92373	814885	
335 GERMANY W	167	2084	381	4832	
336 GREECE	311	2608	990	8843	
344 ITALY	17	154	353	2732	
354 NETHRLNDS			140	1097	
360 ISRAEL			216	3440	
366 PORTUGAL	1209	5241	9355	39141	
372 SPAIN	275	1544	1672	9968	
388 YUGO SLAV			494	2846	
400 U STATES	23439	49615	33200	82842	
	79885	320519	248869	1285490	
CORDIALS AND LIQUEURS N O P	P GAL				1512
100 U KINGDOM	1501	19908	7859	103932	
225 TRINIDAD			631	12906	
231 HONG KONG	12	253	96	1186	
234 AUSTRALIA	44	437	174	1798	
313 CHINA			36	882	
318 DENMARK	502	7774	2461	37407	
327 FRANCE	3892	38475	19722	216098	
340 HUNGARY			120	751	
344 ITALY	336	5110	774	9481	
352 MEXICO	30	675	96	2121	
354 NETHRLNDS	1795	19459	9266	97502	
359 NORWAY	35	165	417	2064	
375 SWEDEN	105	354	294	1230	
384 P RICO	123	628	996	5111	
388 YUGO SLAV			137	793	
389 IRELAND	13	215	13	215	
	8388	93453	43092	493477	
GIN	P GAL				1513
100 U KINGDOM	20625	102606	69781	347465	
354 NETHRLNDS	290	1018	5346	16732	
	20915	103624	75127	364197	
RUM	P GAL				1514
100 U KINGDOM	14005	63724	169879	645307	
221 B CUIANA	9508	14875	133201	175754	
223 BARBADOS	9296	36943	47966	162118	
224 JAMAICA	4084	13932	69266	183604	
225 TRINIDAD	6929	31547	40684	181068	
316 CUBA	1609	17148	5350	56454	
327 FRANCE	73	530	322	2370	
338 HAITI	139	1037	702	5162	
384 P RICO	5760	41270	29523	214925	
400 U STATES			11	93	
	51403	221006	496904	1626855	
WHISKY	P GAL				1515
100 U KINGDOM	82056	649477	462030	3567644	
354 NETHRLNDS			4116	16464	
400 U STATES	129724	232609	696613	1278954	
	211780	882086	1162759	4863062	
ABSINTHE ALCOHOLIC LIQUORS NOP	P GAL				1516
100 U KINGDOM	39	431	46	503	
354 NETHRLNDS			105	488	
	39	431	151	991	
WINES NON SPARKLING	GAL				1530
100 U KINGDOM	6819	41009	42294	218177	
207 UN SO AFR	24102	45819	105810	178214	
232 MALTA	1149	1754	9022	13347	
234 AUSTRALIA	18906	40977	131960	287958	
318 DENMARK			74	284	
327 FRANCE	29218	115413	180300	668345	
328 FR AFRICA	5923	8412	21334	29411	
335 GERMANY W	3051	15521	16352	86192	
336 GREECE			6880	8606	
340 HUNGARY	200	725	234	962	
344 ITALY	20656	61964	106217	325118	
347 JAPAN			80	233	
354 NETHRLNDS	142	732	1578	8164	
360 ISRAEL			2443	9531	
366 PORTUGAL	13074	20269	94681	154256	

IMPORTS INTO CANADA FOR CONSUMPTION

Articles and Countries from which Imported	MONTH OF JULY 1957		SEVEN MONTHS ENDED JULY 1957		Class Number
	Quantities	Values (\$)	Quantities	Values (\$)	
367 AZORES			717	2243	
372 SPAIN	7883	26615	40498	124930	
376 SWITZRLND	108	381	1028	3919	
389 IRELAND			3996	20255	
400 U STATES	2757	6781	48435	127534	
WINES SPARKLING	133988	386372	813933	2267679	
	GAL				1560
100 U KINGDOM			50	603	
234 AUSTRALIA	16	94	234	1319	
306 BELGIUM	152	1818	626	7838	
327 FRANCE	4056	42542	18535	201563	
335 GERMANY W	50	294	668	3360	
344 ITALY	220	1028	1934	9092	
354 NETHRLNDS			160	1591	
366 PORTUGAL			5	60	
400 U STATES			8	60	
GUMS AMBER AND ARABIC	4494	45776	22220	225486	
	LB				1571
100 U KINGDOM	23089	3751	57503	8853	
396 SUDAN	22047	3358	110480	15936	
400 U STATES	40303	10261	334214	86701	
GUMS AUSTL COPAL DAMAR ETC	85439	17370	502197	111490	
	CWT				1572
100 U KINGDOM			1000	10443	
218 MALAYA	336	2814	2128	11587	
219 BEL OTHER			1120	3403	
234 AUSTRALIA			5	1920	
355 INDONESIA			224	1064	
400 U STATES	50	1282	1248	28917	
GUMS BARBERRY ELEMI GEDDA ETC	386	4096	5725	57334	
	CWT				1573
100 U KINGDOM			4	530	
342 IRAN			1	276	
347 JAPAN			6	334	
354 NETHRLNDS			22	744	
400 U STATES	168	7104	2712	129294	
BURGUNDY PITCH	168	7104	2745	131178	
	LB				1575
400 U STATES	9992	1509	99108	9559	
CHICLE OR SAPPATO GUM CRUDE	9992	1509	99108	9559	
	LB				1576
337 GUATEMALA			407584	357871	
352 MEXICO			1332	1272	
400 U STATES	71812	33515	461225	214342	
SHELLAC BLEACHED	71812	33515	870141	573485	
	LB				1577
215 INDIA			6560	3335	
335 GERMANY W			5000	2491	
400 U STATES	1900	981	40650	20484	
DRAGONS BLOOD	1900	981	52210	26310	
	LB				1578
400 U STATES	36	79	193	476	
LAC CRUDE SEED STICK AND SHELL	36	79	193	476	
	LB				1579
100 U KINGDOM			6377	2431	
215 INDIA	27060	6823	285398	80839	
371 THAILAND			838054	204502	
400 U STATES	41680	8898	462156	110129	
RESIN OR ROSIN	68740	15721	1591985	397901	
	CWT				1580
100 U KINGDOM	35	307	63	541	
400 U STATES	24388	149484	184123	1201546	
ROSIN SIZING	24423	149791	184186	1202087	
	CWT				1581
400 U STATES	26245	259594	105740	1033590	
WAX SEALING	26245	259594	105740	1033590	
					1582
100 U KINGDOM		366		839	
400 U STATES		477		5775	
GUMS AND BLENDS N O P		843		6614	
	LB				1583
100 U KINGDOM	111708	40002	434205	158101	
218 MALAYA			11200	751	
400 U STATES	266585	111601	1787673	722827	
TALL OIL AND TALL OIL PITCH	378293	151603	2233078	881679	
	CWT				1584
400 U STATES	7641	35411	51019	276728	
COTTON SEED CAKE AND MEAL	7641	35411	51019	276728	
	CWT				1591
400 U STATES	200	511	2210	7215	
LINSEED OIL CAKE AND MEAL	200	511	2210	7215	
	CWT				1592
400 U STATES	3600	9336	41779	117661	
PALM NUT CAKE AND MEAL	3600	9336	41779	117661	
	CWT				1593
SOYA BEAN OIL CAKE AND MEAL					1594
400 U STATES	336521	766447	2262036	5418466	
SOYA BEAN FLOUR	336521	766447	2262036	5418466	
	CWT				1595
335 GERMANY W			44	561	
400 U STATES	3992	38329	19347	138269	
PEANUT OIL CAKE AND MEAL	3992	38329	19391	138830	
	CWT				1596

IMPORTS INTO CANADA FOR CONSUMPTION

Articles and Countries from which Imported	MONTH OF JULY 1957		SEVEN MONTHS ENDED JULY 1957		Class Number
	Quantities	Values (\$)	Quantities	Values (\$)	
CASTOR OIL NOT EDIBLE					
100 U KINGDOM			3	108	1601
215 INDIA			111	2288	
309 BRAZIL	2241	46759	20005	373274	
400 U STATES	195	5100	2924	75107	
	2436	51859	23043	450777	
CHINAWOOD OIL NOT EDIBLE					
100 U KINGDOM			112	2480	1602
231 HONG KONG	403	7172	5886	123167	
304 ARGENTINA	737	15832	7113	156162	
362 PARAGUAY			551	11367	
400 U STATES			1375	29875	
	1140	23004	15037	323051	
COCOANUT OIL NOT EDIBLE					
100 U KINGDOM			4676	53930	1603
217 CEYLON			52970	563891	
400 U STATES	33	562	1318	15434	
	89	1167	58964	633255	
COTTON SEED OIL NOT EDIBLE					
337 GUATEMALA			1097	12790	1605
400 U STATES	27368	349012	138897	1819642	
	27368	349012	139994	1832432	
ESSENTIAL OIL N O P					
100 U KINGDOM			88935	84456	1606
215 INDIA			1120	1440	
217 CEYLON			1600	1321	
224 JAMAICA			3641	16580	
228 LEEW WIND	70	386	210	1098	
231 HONG KONG			9062	21506	
234 AUSTRALIA			342	780	
306 BELGIUM			300	576	
309 BRAZIL	882	438	1782	3387	
312 CHILE			2	124	
313 CHINA			2200	3601	
327 FRANCE	32	298	6329	42677	
335 GERMANY W			18455	11285	
338 HAITI			198	1429	
344 ITALY			10	82	
352 MEXICO			225	916	
354 NETHRLNDS	75	145	7802	10451	
372 SPAIN			9715	18330	
376 SWITZRLND	263	2304	7510	35380	
400 U STATES	64614	291894	616945	2067001	
	92164	307677	776383	2322420	
EUCALYPTUS OIL					
234 AUSTRALIA			1600	1265	1607
400 U STATES	400	1072	886	1412	
	400	1072	2486	2677	
FLAXSEED OR LINSEED OIL					
100 U KINGDOM			9	243	1608
400 U STATES	4	53	990	17905	
	188	2784	999	18148	
FOOTS OF COTTON SEED OR OLIVES					
400 U STATES			152	1663	1609
			152	1663	
OLIVE OIL FOR MANUFACTURING					
400 U STATES	4	154	4	154	1610
	4	154	4	154	
PALM AND PALM KERNEL OIL					
100 U KINGDOM			7895	90947	1611
211 NIGERIA	69	979	13850	138977	
218 MALAYA	7182	68704	75610	830429	
307 BEL CONGO	5552	59723	55297	576040	
354 NETHRLNDS	1168	18204	2447	37191	
355 INDOONESIA			21029	227509	
400 U STATES	855	10188	7863	84291	
	14826	157798	183991	1985384	
PEANUT OIL					
100 U KINGDOM			3008	46943	1613
400 U STATES	1339	19490	23557	352760	
	1339	19490	26565	399703	
PEPPERMINT OIL					
100 U KINGDOM			405	3660	1614
347 JAPAN			720	2745	
400 U STATES	3515	24050	39748	228211	
	3515	24050	40873	234616	
RESIN OIL					
400 U STATES			3721	23679	1617
	561	2957	3721	23679	
SESAME SEED OIL					
231 HONG KONG			80	3405	1618
400 U STATES	38	1730	244	8209	
	8	298	324	11614	
	46	2028	324	11614	
SOYA BEAN OIL FOR MANUFACTURE					
400 U STATES			35344	502268	1619
	5777	76850	35344	502268	
VEGETABLE OIL N O P NOT EDIBLE					
100 U KINGDOM			2	97	1620
231 HONG KONG			28	2042	
313 CHINA			112	2255	
400 U STATES	4	58	89610	1319188	
	11868	178397	89752	1323582	
	11872	178455	89752	1323582	
RAPE SEED OIL					
400 U STATES			390	6297	1621
			390	6297	
CASHEW NUT SHELL OIL					
400 U STATES			390	6297	1622

IMPORTS INTO CANADA FOR CONSUMPTION

Articles and Countries from which Imported	MONTH OF JULY 1957		SEVEN MONTHS ENDED JULY 1957		Class Number	
	Quantities	Values (\$)	Quantities	Values (\$)		
OITICICA OIL 309 BRAZIL 400 U STATES	CWT		371 659 1030	5581 9237 14818	1623	
SUNFLOWER SEED OIL	CWT				1624	
VEGETABLE OILS FOR TEXTILES 100 U KINGDOM 376 SWITZRLND 400 U STATES	CWT	1 196 971 972	31 31 14261 14632	5675 285124 298136	1625	
LEMON OIL AND ORANGE OIL 100 U KINGDOM 224 JAMAICA 225 TRINIDAD 304 ARGENTINA 335 GERMANY W 344 ITALY 354 NETHRLNDS 360 ISRAEL 376 SWITZRLND 400 U STATES	LB	400 150 2000 14 7342 9906	576 788 7800 166 16426 25756	2501 10832 2221 277 147 6599 15300 550 272 79881 118580	3004 17274 1625 1531 688 27666 65331 591 5133 215810 338653	1626
SPEARMINT OIL 400 U STATES	LB	1625	9499	17122 83852	1627	
ROSE BUSHES NOP 100 U KINGDOM 306 BELGIUM 318 DENMARK 327 FRANCE 335 GERMANY W 354 NETHRLNDS 400 U STATES	NO			17287 93757 100879 242 13896 683170 897821 1807052	8482 14245 18367 63 3300 147033 347214 538704	1646
BUSHES ROOTS AND VINES N O P 306 BELGIUM 327 FRANCE 354 NETHRLNDS 400 U STATES	NO			100 9400 3332 1397521 41310 3000 63 1410353	50 1307 350 41310 43017	1647
APPLE TREES N O P 327 FRANCE 354 NETHRLNDS 400 U STATES	NO			2270 2816 42047 47133	946 1434 27779 30159	1651
PEACH TREES AND JUNE BUDS NOP 400 U STATES	NO			79243 38752 79243 38752		1653
FRUIT TREES N O P 100 U KINGDOM 306 BELGIUM 327 FRANCE 354 NETHRLNDS 400 U STATES	NO			25 246 786 1001 29730 31788	101 148 475 538 21834 23096	1657
AZALEAS RHODODENDRONS ETC 100 U KINGDOM 207 UN SO AFR 215 INDIA 224 JAMAICA 231 HONG KONG 234 AUSTRALIA 306 BELGIUM 318 DENMARK 327 FRANCE 335 GERMANY W 337 GUATEMALA 344 ITALY 347 JAPAN 354 NETHRLNDS 383 HAWAII 384 P RICO 400 U STATES		87 188			2407 380 363 780 2025 188 37198 750 386 1262 434 580 1129 104324 213 1875 452440 606734	1662
PALMS FERNS FICUS CANNAS ETC 100 U KINGDOM 306 BELGIUM 347 JAPAN 354 NETHRLNDS 400 U STATES					193 2813 95 21111 1294 1294 37183	1663
TULIP BULBS						1664
GLADIOLI BULBS 347 JAPAN 354 NETHRLNDS 400 U STATES					231 72338 14047 86616	1665
FLOWERS AND FOLIAGE CUT 100 U KINGDOM 220 BERMUDA 231 HONG KONG 234 AUSTRALIA 327 FRANCE 335 GERMANY W		59			2364 2889 373 124 411 392	1666

IMPORTS INTO CANADA FOR CONSUMPTION

Articles and Countries from which Imported	MONTH OF JULY 1957		SEVEN MONTHS ENDED JULY 1957		Class Number
	Quantities	Values (\$)	Quantities	Values (\$)	
344 ITALY		2 607		1 1267	
347 JAPAN		58		298	
352 MEXICO		96		1 339	
354 NETHRLNDS		265		1 289	
376 SWITZRLND				99	
383 HAWAII		237		627	
400 U STATES		654 226		1 148 811	
TREES SEEDLING STOCK		68 748		1 170 283	
100 U KINGDOM				2872	1 668
306 BELGIUM				3 317	
318 DENMARK				172	
327 FRANCE				10 256	
354 NETHRLNDS				54 941	
400 U STATES				1 1345	
FLORIST OR NURSERY STOCK N O P				8 2903	
100 U KINGDOM				3 411	1 669
306 BELGIUM				11 532	
318 DENMARK				7 280	
327 FRANCE				5 020	
335 GERMANY W				16 479	
347 JAPAN				379	
354 NETHRLNDS				59 5392	
400 U STATES		31 792		53 2345	
LATEX NATURAL		31 792		1 171 838	
218 MALAYA	LB	339 244	1 280 572	525 420	1 678
400 U STATES		27 5868	4 091 396	1 570 472	
LATEX SYNTHETIC		61 5112	5 371 968	2 095 892	
335 GERMANY W	LB		500	149	1 679
400 U STATES		41 7663	3 619 356	1 245 550	
BALATA CRUDE		41 7663	3 619 856	1 245 699	
309 BRAZIL	LB		7 698	2 531	1 681
400 U STATES			1 275	3 656	
GUTTA PERCHA UNMANUFACTURED			8 973	6 187	
400 U STATES	LB	1 200	5 574	1 6338	1 682
RUBBER CRUDE CAOUTCHOUC		1 200	5 574	1 6338	
100 U KINGDOM	LB	12 2882	50 426 9	14 5300	1 683
211 NIGERIA		6 7200	6 7200	1 8631	
217 CEYLON		7 8600	20 045 10	4 876 41	
218 MALAYA		4 596 969	44 701 785	12 245 435	
219 BEL OTHER		4 4815	13 445 5	4 1607	
350 LIBERIA		2 2400	22 400	7 380	
355 INDONESIA		5 6000	65 643 2	17 8691	
371 THAILAND		6 7200	5 488 00	11 8022	
400 U STATES		3 287 49	26 706 22	8 146 12	
COMB BLANKS OF HARD RUBBER		5 384 815	51 310 473	14 057 319	
305 AUSTRIA				1 551	1 684
335 GERMANY W		327		327	
400 U STATES				1 178	
RUBBER POWDERED WASTE OR JUNK				3056	
100 U KINGDOM	CWT	288	871	1 2942	1 687
306 BELGIUM			403	3 022	
400 U STATES		522	15 439	11 2955	
RUBBER RECOVERED		810	16 713	12 8919	
100 U KINGDOM	CWT	1 660	5 842	4 9084	1 688
400 U STATES		1 3931	15 7850	14 79421	
RUBBER SUBSTITUTE OR SYNTHETIC		1 5591	16 3692	15 28505	
335 GERMANY W	CWT	3	3	187	1 689
400 U STATES		1 5075	17 0270	4 348 731	
RUBBER THREAD NOT COVERED		1 5078	17 0273	4 348 918	
100 U KINGDOM	LB	733	7 605	10 292	1 690
400 U STATES		7032	122 593	197 622	
HARD RUBBER STRIP SHEET ROD		7765	130 198	20 7914	
100 U KINGDOM	LB		21 436	5 735	1 691
335 GERMANY W			121	159	
354 NETHRLNDS			1146	505	
400 U STATES		1 895	18 113	25 048	
FOAM RUBBER SHEETING		1 895	40 816	31 447	
327 FRANCE				765	1 697
347 JAPAN				674	
400 U STATES		10 710		45 302	
RUBBER SHEETING N O P		10 710		46 741	
100 U KINGDOM				21 732	1 698
218 MALAYA		1 781		14 3566	
306 BELGIUM			4 316	4 316	
335 GERMANY W			1 192	4 087	
354 NETHRLNDS				262	
400 U STATES		2 1880		94 395	
CONVEYOR BELTING OF RUBBER		29 169		268 358	
100 U KINGDOM				41 436	1 699
335 GERMANY W		2101		480	

IMPORTS INTO CANADA FOR CONSUMPTION

Articles and Countries from which Imported	MONTH OF JULY 1957		SEVEN MONTHS ENDED JULY 1957		Class Number
	Quantities	Values (\$)	Quantities	Values (\$)	
347 JAPAN				1742	
359 NORWAY		2712		2712	
375 SWEDEN				682	
400 U STATES		6189		98619	
BATHING SHOES RUBBER		11222		145671	1700
306 BELGIUM	PAIR		158	96	
335 GERMANY W			3779	1737	
400 U STATES			6122	3109	
BELTING RUBBER			10059	4942	1701
100 U KINGDOM		10605		37890	
335 GERMANY W				1601	
344 ITALY				443	
347 JAPAN				6817	
375 SWEDEN		402		2234	
400 U STATES		30229		237555	
CANVAS SHOES RUBBER SOLES		41236		286540	1702
100 U KINGDOM	PAIR		48106	35362	
215 INDIA	150	372	267224	119245	
231 HONG KONG	7621	5377	929872	455808	
313 CHINA	48785	25629		1151	
317 CZECHO S			2160	4691	
335 GERMANY W	40	61	8090	61	
344 ITALY	95	136	40	527	
347 JAPAN	12000	3353	290	29899	
354 NETHRLNDS			77700	3951	
400 U STATES			4070	21298	
BOOTS AND SHOES RUBBER N O P		73252	1358512	671993	1703
100 U KINGDOM	PAIR		157564	250844	
231 HONG KONG	19843	32263	1834	1837	
306 BELGIUM	192	129	720	803	
317 CZECHO S	600	668	40232	41178	
327 FRANCE	4526	4678	1234	4750	
347 JAPAN			91360	67196	
354 NETHRLNDS	27356	20913	3059	9267	
359 NORWAY			60	201	
400 U STATES	277	1515	8973	21586	
CEMENT RUBBER		52794	305036	397662	1704
100 U KINGDOM				1960	
335 GERMANY W		77		1671	
376 SWITZRLND				141	
400 U STATES		59096		575390	
CLOTHING RUBBER N O P		59173		579162	1705
100 U KINGDOM		4416		31632	
231 HONG KONG		332		15839	
318 DENMARK				237	
335 GERMANY W				80	
344 ITALY				195	
347 JAPAN		104		1793	
359 NORWAY		559		10490	
400 U STATES		8673		55510	
GLOVES RUBBER		14084		115776	1706
100 U KINGDOM	DZ PR		12375	38544	
234 AUSTRALIA	1411	4499	1400	4744	
317 CZECHO S	500	1669	1403	2056	
327 FRANCE			62	167	
335 GERMANY W	305	668	743	2307	
347 JAPAN	96	1414	595	4088	
354 NETHRLNDS	372	466	372	466	
400 U STATES	5182	22619	42348	215732	
GOLF BALLS		7866	59298	268104	1707
100 U KINGDOM	DOZ		40462	123933	
347 JAPAN	3757	11551	4200	10462	
400 U STATES	700	1454	20221	112594	
HEELS RUBBER		2532	64883	246989	1708
100 U KINGDOM	PAIR		18075	2126	
231 HONG KONG	7075	894	17040	2191	
400 U STATES	4800	656	696681	80868	
HOSE RUBBER OR RUBBER LINED		68695	7863	85185	1709
100 U KINGDOM		80570	731796		
318 DENMARK		11126		74360	
335 GERMANY W		430		1391	
347 JAPAN				9522	
354 NETHRLNDS		1628		9667	
359 NORWAY				3130	
375 SWEDEN				908	
400 U STATES		161895		401	
WATER BOTTLES RUBBER		175079		1395085	1710
100 U KINGDOM		589		10645	
317 CZECHO S				2015	
335 GERMANY W				1770	
347 JAPAN				1046	
400 U STATES		153		4484	
MATERIALS FOR SEALING COMPOUND		742		19960	1711
400 U STATES		26382		114123	
		26382		114123	

IMPORTS INTO CANADA FOR CONSUMPTION

Articles and Countries from which Imported	MONTH OF JULY 1957		SEVEN MONTHS ENDED JULY 1957		Class Number
	Quantities	Values (\$)	Quantities	Values (\$)	
MATS AND MATTING RUBBER					1712
100 U KINGDOM		188		4 516	
335 GERMANY W		84		698	
354 NETHRLNDS		2503		9349	
400 U STATES		74049		746781	
		76824		761344	
PACKING RUBBER					1713
100 U KINGDOM		1151		6779	
335 GERMANY W				1273	
375 SWEDEN		334		5292	
400 U STATES		17313		162240	
		18798		175584	
RAINCOATS RUBBER					1714
NO					
TIRES BICYCLE AND MOTORCYCLE					1715
NO					
100 U KINGDOM	5293	6321	39852	46705	
306 BELGIUM	1300	771	31005	18599	
317 CZECHO S	100	61	7100	4228	
327 FRANCE			817	729	
335 GERMANY W	10060	7140	32841	22030	
344 ITALY	200	394	897	1794	
347 JAPAN	200	107	1300	640	
354 NETHRLNDS	10076	6305	89403	57187	
375 SWEDEN	1300	1033	12609	8861	
400 U STATES	3608	4848	11745	15889	
	32137	26980	227569	176662	
TIRE CASINGS N O P					1716
NO					
100 U KINGDOM	4872	68543	18640	251147	
327 FRANCE	2339	156696	6975	525739	
335 GERMANY W	50	976	458	6942	
344 ITALY	30	108	42	287	
347 JAPAN			62	3160	
375 SWEDEN	4400	9740	18400	41241	
400 U STATES	8644	369111	75948	3163445	
	20335	605174	120525	3991961	
TIRES INNER TUBES N O P					1717
NO					
100 U KINGDOM	1089	1718	2776	4839	
327 FRANCE	1938	7198	4680	19419	
335 GERMANY W			30	143	
347 JAPAN			14	70	
375 SWEDEN	4800	2496	21725	12272	
400 U STATES	4429	14792	39775	149585	
	12256	26204	69000	186328	
TIRES SOLID AUTOMOBILE					1718
NO					
400 U STATES	86	1826	1683	37828	
	86	1826	1683	37828	
TIRES SOLID RUBBER N O P					1719
100 U KINGDOM		4431		39212	
400 U STATES		12479		163071	
		16910		202283	
MANUFACTURES OF RUBBER N O P					1720
NO					
100 U KINGDOM		10756		141828	
216 PAKISTAN				672	
305 AUSTRIA				483	
317 CZECHO S				334	
318 DENMARK		836		923	
327 FRANCE		275		4066	
335 GERMANY W		3364		31375	
344 ITALY		260		2125	
347 JAPAN		5885		29719	
354 NETHRLNDS		175		774	
375 SWEDEN		486		2557	
376 SWITZRLND				329	
400 U STATES		442469		3206756	
		464506		3421941	
TIRES INNER TUBES BICYCLE					1721
NO					
100 U KINGDOM	1795	774	25210	9517	
306 BELGIUM	2900	676	26406	7185	
327 FRANCE			580	429	
335 GERMANY W	24528	6808	103234	28197	
347 JAPAN	200	60	1200	293	
354 NETHRLNDS	4279	1187	64634	18877	
375 SWEDEN	400	131	11065	3612	
400 U STATES	132	91	1082	691	
	34234	9727	233411	68801	
GASKETS AND WASHERS RUBBER					1722
100 U KINGDOM		459		2506	
335 GERMANY W		603		2423	
344 ITALY		446		446	
347 JAPAN				900	
375 SWEDEN				165	
400 U STATES		94717		820806	
		96225		827246	
DRUGGISTS SUNDRIES RUBBER					1723
100 U KINGDOM		4501		30365	
317 CZECHO S		212		824	
327 FRANCE				523	
335 GERMANY W		1140		5721	
347 JAPAN		460		741	
354 NETHRLNDS				3063	
400 U STATES		80711		581677	
		87024		622914	
TIRE REPAIR MATERIAL OF RUBBER					1724
100 U KINGDOM		177		9802	
327 FRANCE				417	
335 GERMANY W		13707		43927	

IMPORTS INTO CANADA FOR CONSUMPTION

Articles and Countries from which Imported	MONTH OF JULY 1957		SEVEN MONTHS ENDED JULY 1957		Class Number
	Quantities	Values (\$)	Quantities	Values (\$)	
400 U STATES		51143		364683	
NURSING NIPPLES RUBBER		65027		418829	
100 U KINGDOM	GROSS				1725
400 U STATES	185	570	1090	3880	
FLOORING AND TILE DF RUBBER	761	8245	4959	59516	
100 U KINGDOM	946	8815	6049	63396	1726
327 FRANCE					
400 U STATES					
V BELTS CHIEFLY OF RUBBER	164	282	821	1640	
100 U KINGDOM	1326	4506	3701	11657	
375 SWEDEN	3059	6771	71137	137293	
400 U STATES	4549	11559	75659	150590	1727
100 U KINGDOM		7079		33098	
317 CZECHO S				3260	
335 GERMANY W		382		6605	
344 ITALY				172	
347 JAPAN		93		1844	
354 NETHRLNDS				2735	
375 SWEDEN		1773		4171	
376 SWITZRLND				249	
400 U STATES		64661		476005	
SOLES SOLING MATERIALS RUBBER		73988		528139	1728
100 U KINGDOM		771		10727	
217 CEYLON		9754		17870	
218 MALAYA				5864	
335 GERMANY W				1846	
344 ITALY				322	
400 U STATES		21050		253528	
AUTOMOTIVE PARTS OF RUBBER NOP		31575		290157	
100 U KINGDOM		944		8353	1729
327 FRANCE				107	
335 GERMANY W		52		7069	
400 U STATES		112518		1171544	
WEATHERSTRIPPING OF RUBBER		113514		1187073	
100 U KINGDOM		1076		1788	1730
335 GERMANY W		2763		5825	
400 U STATES		71813		718627	
TIRES PNEUM USED EXCEPT SCRAP	NO	75652		726240	
100 U KINGDOM	99	907	99	907	1731
347 JAPAN	35	1357	313	4410	
400 U STATES	12287	32547	100078	284983	
TIRES TRACTOR AND IMPLEMENT	NO	34811	100490	290300	
100 U KINGDOM	10	176	74	1827	1732
375 SWEDEN			3027	6616	
400 U STATES	1840	87174	28936	824503	
ANNATTO SEED	1850	87350	32037	832946	
320 DOM REP	LB		9864	1275	1741
SUGAR BEET SEED	LB		9864	1275	
100 U KINGDOM			200	67	1744
354 NETHRLNDS			5200	1620	
400 U STATES	880	336	557512	128453	
SEEDS FOR BLENDING	880	336	562912	130140	
215 INDIA	LB		40988	7198	1746
234 AUSTRALIA		3297	198122	17600	
304 ARGENTINA	55159		198043	13826	
335 GERMANY W		507	22803	1958	
354 NETHRLNDS	5600		20137	1498	
372 SPAIN			2205	296	
400 U STATES			200902	17838	
COTTON SEED	60759	3804	683200	60214	
CLOVER SEED	CWT				1747
100 U KINGDOM	LB				1750
236 NEW ZEAL	67200	15945	100324	33662	
318 DENMARK	5600	2272	12895	8053	
326 FINLAND			11155	6626	
327 FRANCE			308	263	
400 U STATES			22140	14072	
FLAX SEED	3600	1117	4677986	1846840	
100 U KINGDOM	76400	19334	4824808	1909516	
353 MOROCCO	BUSH				1751
354 NETHRLNDS			20	107	
400 U STATES			40	207	
BENT GRASS SEED			1110	7631	
236 NEW ZEAL	LB		7496	32954	1753
400 U STATES			8666	40899	
GRASS SEED TIMOTHY			956	822	
GRASS SEED N D P	17500	9608	172867	81801	
100 U KINGDOM	17500	9608	173823	82623	1754
234 AUSTRALIA	LB				
236 NEW ZEAL					
318 DENMARK					
354 NETHRLNDS					
100 U KINGDOM			3614	2125	1755
234 AUSTRALIA			70780	5070	
236 NEW ZEAL			6720	4215	
318 DENMARK			206691	56320	
354 NETHRLNDS	11023	2842	19837	5221	

IMPORTS INTO CANADA FOR CONSUMPTION

Articles and Countries from which Imported	MONTH OF JULY 1957		SEVEN MONTHS ENDED JULY 1957		Class Number
	Quantities	Values (\$)	Quantities	Values (\$)	
400 U STATES	43846	16813	2557865	547648	
MILLET AND RAPE SEED	54869	19655	2865507	620599	
100 U KINGDOM	LB		28412	3029	1756
234 AUSTRALIA			170884	6042	
304 ARGENTINA			241768	4777	
318 DENMARK			1456	146	
327 FRANCE	59137	8652	123517	25978	
335 GERMANY W			13135	769	
354 NETHRLNDS	4000	343	17400	1454	
400 U STATES	1000	115	565064	28017	
MUSHROOM SPAWN	64137	9110	1161636	70212	
400 U STATES		4186		43017	1757
SEED BEANS AND SEED PEAS		4186		43017	
100 U KINGDOM	LB	4480	55321	5493	1758
203 B E AFR		350	37800	5007	
236 NEW ZEAL	5600	390	25648	2046	
354 NETHRLNDS			3900	697	
400 U STATES			7226138	804308	
SEED POTATOES	10080	740	7348807	817551	1759
400 U STATES	CWT		25164	45669	
SEEDS 5 DOLLARS OR OVER PER LB			25164	45669	
100 U KINGDOM				498	1762
318 DENMARK				641	
327 FRANCE				135	
335 GERMANY W				145	
347 JAPAN				330	
354 NETHRLNDS		230		3594	
400 U STATES		5606		35395	
GARDEN FIELD ROOT SEEDS N O P		5836		40738	
100 U KINGDOM		524		13402	1766
215 INDIA				431	
231 HONG KONG		7121		35824	
306 BELGIUM				1313	
312 CHILE				1294	
318 DENMARK				6231	
323 EL SALVO				8508	
325 ETHIOPIA				1574	
327 FRANCE				205	
335 GERMANY W				3189	
344 ITALY		261		1087	
347 JAPAN		103		571	
352 MEXICO				1673	
354 NETHRLNDS		2883		36674	
358 NICARAGUA				13525	
400 U STATES		8131		329674	
TOBACCO TURKISH UNSTEMMED		19023		455175	
336 GREECE	LB	4148	4307	31371	1776
379 TURKEY		24413	21228	169771	
TOBACCO FLUE CURED UNSTEMMED		28561	25535	201142	179208
400 U STATES	LB	3583	3623	17056	17253
CIGAR LEAF UNSTEMMED		3583	3623	17056	17253
309 BRAZIL	LB			681	335
316 CUBA		3277	6484	22847	48858
355 INDONESIA				277	1826
400 U STATES		44980	121207	351759	1077890
TOBACCO N O P UNSTEMMED		48257	127691	375564	1128909
392 SYRIA	LB	952	400	29414	11759
400 U STATES		204	65	20403	12526
CIGAR LEAF STEMMED		1156	465	49817	24285
316 CUBA	LB	12139	12664	235618	291364
400 U STATES		1928	783	96289	47108
TOBACCO N O P STEMMED		14067	13447	331907	338472
400 U STATES	LB			1734	1919
CIGARS				1734	1919
224 JAMAICA	LB	11	117	78	869
306 BELGIUM				67	343
311 BURMA		75	134	75	134
316 CUBA		1217	9234	4876	37753
318 DENMARK				16	103
335 GERMANY W		18	86	403	1106
354 NETHRLNDS		2262	6814	21650	76522
376 SWITZRLND				659	1862
400 U STATES		4669	11352	20739	50617
CIGARETTES		8252	27737	48563	169309
100 U KINGDOM	LB	32664	39707	108545	141051
327 FRANCE		366	535	1922	3211
335 GERMANY W				123	195
344 ITALY		190	206	656	948
354 NETHRLNDS				30	26
376 SWITZRLND				29	73
400 U STATES		61089	105949	350996	596366
		94309	146397	462301	741870

IMPORTS INTO CANADA FOR CONSUMPTION

Articles and Countries from which Imported	MONTH OF JULY 1957		SEVEN MONTHS ENDED JULY 1957		Class Number
	Quantities	Values (\$)	Quantities	Values (\$)	
SNUFF					
100 U KINGDOM	LB 450	1319	2064	4653	1786
	450	1319	2064	4653	
TOBACCO CUT					
100 U KINGDOM	LB 7710	14875	50792	98706	1787
231 HONG KONG			450	618	
354 NETHRLNDS	4310	3047	64130	45047	
400 U STATES	12872	16418	123103	153716	
	24892	34340	238475	298087	
TOBACCO MANUFACTURED N O P					
100 U KINGDOM	LB 640	586	5460	4594	1788
400 U STATES	1800	1002	6950	4039	
	2440	1588	12410	8633	
LOCUST BEANS LOCUST BEAN MEAL					
400 U STATES	LB		12192	2287	1811
			12192	2287	
BROOM CORN					
304 ARGENTINA	CWT		600	12740	1813
340 HUNGARY			661	8137	
344 ITALY			11711	210817	
388 YUGO SLAV			7957	116130	
400 U STATES	651	15995	5692	132121	
	651	15995	26621	479945	
CATTLE FOOD WITH MOLASSES					
400 U STATES				18894	1815
				18894	
DRUGS CRUDE BARKS FLOWERS					
100 U KINGDOM		189		3440	1816
207 UN SO AFR		8776		28201	
215 INDIA				2331	
224 JAMAICA		1663		3545	
231 HONG KONG		4275		46985	
304 ARGENTINA				722	
306 BELGIUM		295		824	
314 COLOMBIA				351	
323 EL SALVD				93	
327 FRANCE				942	
335 GERMANY W				1447	
355 INDONESIA				251	
363 PERU				173	
372 SPAIN				82	
383 HAWAII				72	
388 YUGO SLAV				190	
400 U STATES		15436		94630	
		30634		184279	
GLUE VEGETABLE					
100 U KINGDOM	LB 4480	242	5060	452	1817
400 U STATES	1792	248	12653	1944	
	6272	490	17713	2396	
HAY AND STRAW					
400 U STATES	TON 1694	39612	17837	479510	1818
	1694	39612	17837	479510	
IVORY NUTS					
321 ECUADOR				2255	1819
				2255	
MUCILAGE AND ADHESIVE PASTE					
100 U KINGDOM	LB 5629	1207	20373	3154	1824
335 GERMANY W			551	237	
400 U STATES	17258	4984	154440	43350	
	22887	6191	175364	46741	
PALM LEAF UNMANUFACTURED					
400 U STATES				21414	1825
				21414	
ROOTS MEDICINAL ALKANET JALAP					
100 U KINGDOM				792	1827
215 INDIA				481	
231 HONG KONG		394		4134	
306 BELGIUM				516	
327 FRANCE				1557	
347 JAPAN				370	
400 U STATES		720		6315	
		1114		14165	
STARCH AND PREPARATIONS N O P					
100 U KINGDOM	LB 1300	193	3390	476	1828
231 HONG KONG	1700	252	11700	1526	
335 GERMANY W	2866	360	7375	1210	
354 NETHRLNDS			192914	20921	
400 U STATES	1039245	94054	6597701	585356	
	1045111	94859	6813080	609489	
STARCH POTATO POTATO FLOUR					
306 BELGIUM	LB 280000	15994	11023	623	1829
318 DENMARK			480000	26281	
335 GERMANY W			2370	381	
347 JAPAN			1000	61	
354 NETHRLNDS			4795	561	
400 U STATES	95200	9610	1125759	97779	
	375200	25604	1624947	125686	
STARCH FOR PASTE					
	LB				1830
TAR PINE CRUDE IN BULK					
100 U KINGDOM	GAL		840	229	1832
359 NORWAY			167	165	
400 U STATES	7294	3013	167783	76432	
	7294	3013	168790	76826	
TEASELS					
100 U KINGDOM				602	1833

IMPORTS INTO CANADA FOR CONSUMPTION

Articles and Countries from which Imported	MONTH OF JULY 1957		SEVEN MONTHS ENDED JULY 1957		Class Number
	Quantities	Values (\$)	Quantities	Values (\$)	
400 U STATES				2910	
TURPENTINE RAW OR CRUDE	LB			3512	1834
400 U STATES			111489	8066	
TURPENTINE SPIRITS OF			111489	8066	
335 GERMANY W	GAL		42	120	1835
376 SWITZRLND			26	227	
400 U STATES		131663	757516	509886	
VEGETABLE PRODUCTS N O P		131663	757584	510233	
100 U KINGDOM			923	26298	1836
231 HONG KONG			849	12202	
309 BRAZIL				219	
327 FRANCE			93	532	
335 GERMANY W			602	5834	
344 ITALY			187	3143	
347 JAPAN				1333	
352 MEXICO				94	
354 NETHRLNDS				1405	
376 SWITZRLND				109	
383 HAWAII				451	
390 GERMANY E				162	
400 U STATES		11973		112510	
VEGETABLE COLOURING		14627		164292	
100 U KINGDOM			1001	5812	1839
344 ITALY				651	
354 NETHRLNDS			341	341	
400 U STATES			11156	71812	
DEXTRINE STARCH MIXTURES N O P			12498	78616	
100 U KINGDOM	LB				1840
354 NETHRLNDS		112000	7837	584862	
400 U STATES		87168	6076	759329	
DEXTRINE STARCH NOT A PASTE		77500	7355	512412	
354 NETHRLNDS		276668	21268	1856603	
376 SWITZRLND	LB				1841
400 U STATES				992	148
DISTILLERS SOLUBLES				1323	189
400 U STATES		600	72	30600	4680
VEGETABLE FLOUR N O P NOT EDIBLE				32915	5017
231 HONG KONG	CWT				1842
309 BRAZIL		4490	18580	20604	81965
335 GERMANY W		4490	18580	20604	81965
355 INDONESIA					
371 THAILAND					
400 U STATES					
NON FOODS TAR 6BA 206 662 809					
372 SPAIN					
400 U STATES					
VEGETABLE FLAVOURINGS					
100 U KINGDOM					
306 BELGIUM					
327 FRANCE					
335 GERMANY W					
344 ITALY					
354 NETHRLNDS					
372 SPAIN					
379 TURKEY					
388 YUGO SLAV					
400 U STATES					
SIZING PREPARATIONS N O P					
400 U STATES	LB				
		30299	9701	551669	76437
		30299	9701	551669	76437

IMPORTS INTO CANADA FOR CONSUMPTION

Articles and Countries from which Imported	MONTH OF JULY 1957		SEVEN MONTHS ENDED JULY 1957		Class Number
	Quantities	Values (\$)	Quantities	Values (\$)	
<u>GROUP 2</u>					
<u>ANIMALS AND ANIMAL PRODUCTS</u>					
CATTLE PURE BRED					
100 U KINGDOM	NO		100	68482	2012
400 U STATES			883	531715	
		148	84999	983	600197
		148	84999		
BABY CHICKS AND TURKEY POULTS					
400 U STATES	NO		1383065	476661	2013
		190702	54543		
		190702	54543	1383065	476661
DOGS PURE BRED					
100 U KINGDOM	NO		200	18477	2014
306 BELGIUM		32	2456	1	50
318 DENMARK				3	62
327 FRANCE				1	96
335 GERMANY W		1	58	3	268
354 NETHRLNDS		1	100	2	150
376 SWITZRLND				1	106
389 IRELAND				15	448
400 U STATES		43	4103	287	29054
		77	6717	513	48711
FOWLS DOMESTIC PURE BRED					
400 U STATES	NO				2015
		5	90	46	304
		5	90	46	304
HORSES PURE BRED					
100 U KINGDOM	NO				2018
400 U STATES		27	4894	38	9670
		29	11448	95	55608
		56	16342	133	65278
RABBITS PURE BRED					
400 U STATES	NO			5	288
				5	288
SHEEP PURE BRED					
400 U STATES	NO				2020
		191	5998	197	6923
		191	5998	197	6923
ANIMALS FOR IMP OF STOCK N O P					
100 U KINGDOM	NO			116	13838
400 U STATES				18	2030
				134	15868
HORSES N O P					
100 U KINGDOM	NO			814	93961
389 IRELAND		31	2228	2	2926
400 U STATES		2	2926	2	2926
		131	25903	621	132638
		164	31057	1437	229525
LIVESTOCK N O P					
100 U KINGDOM	NO			2	200
400 U STATES		9109	153810	34301	1397327
		9109	153810	34303	1397527
BEES					
400 U STATES	PKGS				
		214	1096	138589	507661
		214	1096	138589	507661
FOXES					
400 U STATES	NO			2	145
				2	145
LEECHES					
366 PORTUGAL					91
					91
PIGEONS HOMING AND PHEASANTS					
100 U KINGDOM					267
400 U STATES			8440		13748
			8440		14015
TURTLES					
400 U STATES			1006		13820
			1006		13820
ALL OTHER ANIMALS LIVING N O P					
100 U KINGDOM					12307
203 B E AFR			588		850
215 INDIA			850		118972
225 TRINIDAD			7640		100
234 AUSTRALIA					730
236 NEW ZEAL					62
306 BELGIUM			355		2066
314 COLOMBIA					93
318 DENMARK					1757
327 FRANCE			372		857
335 GERMANY W					833
347 JAPAN					86
354 NETHRLNDS			3381		8523
358 NICARAGUA					96
363 PERU			573		1296
364 PHIL					9981
366 PORTUGAL			100		100
400 U STATES			13334		109836
			27193		268545
MINK					
318 DENMARK	NO			6	432
326 FINLAND				4	285
400 U STATES		1	50	1450	123300
		1	50	1460	124017
BONES CRUDE					
347 JAPAN	CWT			1	69
366 PORTUGAL				6	230
400 U STATES		1421	9181	12741	66021
		1421	9181	12748	66320

IMPORTS INTO CANADA FOR CONSUMPTION

Articles and Countries from which Imported	MONTH OF JULY 1957		SEVEN MONTHS ENDED JULY 1957		Class Number
	Quantities	Values (\$)	Quantities	Values (\$)	
BONE DUST CHARRED BONE	CWT				2052
100 U KINGDOM	3574	11896	27587	75735	
234 AUSTRALIA	500	1279	1680	4132	
400 U STATES	432	6406	2719	34414	
	4506	19581	31986	114281	
BONE PITCH CRUDE ONLY	CWT				2053
100 U KINGDOM			92	497	
400 U STATES	407	2425	3500	22456	
	407	2425	3592	22953	
CHARCOAL ANIMAL FOR SUGAR	CWT				2054
100 U KINGDOM	5662	49693	14721	131234	
322 EGYPT			3920	22950	
354 NETHRLNDS			2213	12746	
	5662	49693	20854	166930	
IVORY AND MANUFACTURES					2063
100 U KINGDOM				1195	
215 INDIA		269		468	
231 HONG KONG		208		454	
344 ITALY				475	
400 U STATES		134		2247	
		611		4839	
BUTTON BLANKS OF SHELL ROUGH					2071
347 JAPAN		185		564	
400 U STATES				68	
		185		632	
SHELLS UNMANUFACTURED FOSSILS					2073
100 U KINGDOM		311		11272	
347 JAPAN				78	
354 NETHRLNDS				1560	
383 HAWAII				312	
400 U STATES		1694		13162	
		2005		26384	
SHELLS N O P CRUSHED OR GROUND	CWT				2074
400 U STATES			116	232	
			116	232	
OYSTER SHELLS CRUSHED OR NOT	CWT				2075
400 U STATES	59659	38971	433609	281113	
	59659	38971	433609	281113	
FEATHERS NATURAL					2081
100 U KINGDOM		232		1753	
207 UN SO AFR				567	
231 HONG KONG		7426		41096	
304 ARGENTINA				73	
317 CZECHO S				3591	
318 DENMARK				408	
327 FRANCE		212		1556	
335 GERMANY W				277	
347 JAPAN		253		16193	
365 POLAND				952	
400 U STATES		11773		86473	
		19896		152939	
BADMINTON SHUTTLECOCKS BIRDS	GROSS				2083
100 U KINGDOM			192	1434	
215 INDIA			335	853	
216 PAKISTAN	19	700	102	1471	
318 DENMARK			283	8024	
335 GERMANY W			153	861	
347 JAPAN			27	342	
400 U STATES	185	5939	864	23158	
	204	6639	1956	36143	
MANUFACTURES OF FEATHERS N O P					2084
100 U KINGDOM		264		3231	
207 UN SO AFR				2103	
215 INDIA				874	
216 PAKISTAN				86	
231 HONG KONG		1053		1121	
318 DENMARK		2458		2458	
327 FRANCE		1246		8763	
335 GERMANY W		2374		4943	
352 MEXICO				643	
376 SWITZRLND		52		52	
400 U STATES		1946		22746	
		9393		47020	
FEATHERBONE COILS					2085
400 U STATES		588		7960	
		588		7960	
QUILLS NATURAL OR UNPLUMED					2086
100 U KINGDOM		380		1623	
231 HONG KONG				1131	
304 ARGENTINA				1937	
327 FRANCE				750	
365 POLAND				1863	
400 U STATES		1524		15495	
		1904		22799	
COD HADDOCK POLLOCK FRESH	LB				2091
100 U KINGDOM	1575	486	15056	3286	
381 ALASKA			83871	17756	
400 U STATES	63044	11033	305003	59115	
	64619	11519	403930	80157	
HALIBUT FRESH	LB				2092
381 ALASKA	18735	3528	362342	81233	
400 U STATES	96471	15487	981850	213624	
	115206	19015	1344192	294857	
FISH LIVERS	LB				2093
381 ALASKA			410	102	
400 U STATES	18690	2237	166456	19410	
	18690	2237	166866	19512	

IMPORTS INTO CANADA FOR CONSUMPTION

Articles and Countries from which Imported	MONTH OF JULY 1957		SEVEN MONTHS ENDED JULY 1957		Class Number
	Quantities	Values (\$)	Quantities	Values (\$)	
HERRINGS FRESH					
359 NORWAY	LB		37500	2508	2094
400 U STATES		42503	6559240	126135	
		2225000	6596740	128643	
LIVE FISH AND EGGS PROPAGATING					
400 U STATES		1167		13912	2095
		1167		13912	
LOBSTERS FRESH					
400 U STATES	LB				2096
		2061	46972	30277	
		2061	46972	30277	
MACKEREL FRESH					
400 U STATES	LB				2097
			6559	1007	
			6559	1007	
OYSTERS SEED AND BREEDING					
400 U STATES				28128	2098
				28128	
OYSTERS IN THE SHELL					
400 U STATES	BRL				2099
			257	5115	
			257	5115	
OYSTERS SHELLED IN BULK					
400 U STATES	GAL				2100
		133	32364	219644	
		133	32364	219644	
SALMON FRESH					
381 ALASKA	LB				2101
400 U STATES		334	8500	3908	
		1000	273727	119298	
		1000	282227	123206	
SQUID FRESH					
231 HONG KONG				5094	2102
334 ST PIERRE				2520	
347 JAPAN		55		359	
400 U STATES		2288		10959	
		2343		18932	
FISH ALL OTHER FRESH					
100 U KINGDOM	LB				2103
231 HONG KONG		64	5904	2409	
318 DENMARK		211	7506	2213	
347 JAPAN		10568	42475	18159	
354 NETHRLNDS		4906	1059493	173592	
366 PORTUGAL		714	35714	14908	
381 ALASKA		699	1500	699	
400 U STATES		2000	2000	520	
		112620	1347283	226361	
		153052	2501875	438861	
COD HADDOCK POLLOCK DRIED					
100 U KINGDOM	LB				2111
359 NORWAY		847	23933	5051	
400 U STATES			2205	650	
			399	111	
		3750	26537	5812	
COD HADDOCK POLLOCK SALTED					
400 U STATES	LB				2113
			3365	463	
			3365	463	
HERRINGS SALTED					
100 U KINGDOM	LB				2115
318 DENMARK		376	411497	53676	
354 NETHRLNDS			15563	1912	
359 NORWAY			247677	39894	
375 SWEDEN			345640	29684	
400 U STATES		1748	27614	2883	
		16000	47678	6912	
		18210	1095669	134961	
SALMON SALTED					
231 HONG KONG	LB				2118
400 U STATES			578	189	
			240	191	
			818	380	
SALMON SMOKED					
400 U STATES	LB				2119
			425	424	
			425	424	
FISH DRIED N O P					
231 HONG KONG	LB				2120
347 JAPAN		238	6597	4933	
400 U STATES		156	4550	1911	
		360	4748	1078	
		910	15895	7922	
FISH ALL OTHER SALTED					
100 U KINGDOM	LB				2121
231 HONG KONG		1560	19800	2158	
304 ARGENTINA			53645	21031	
344 ITALY			3175	430	
372 SPAIN			509	162	
400 U STATES		528	24991	5577	
		1760	13028	5339	
		7892	115148	34697	
FISH OTHER SMOKED OR BONELESS					
100 U KINGDOM	LB				2122
231 HONG KONG		3360	412378	68246	
335 GERMANY			362	119	
354 NETHRLNDS			1412	230	
359 NORWAY			7789	1148	
400 U STATES			2756	289	
		2142	59911	17426	
		17707	484608	87458	
CRABS CLAMS SHELLS CANNED					
231 HONG KONG	LB				2131
347 JAPAN		13905	47772	20215	
352 MEXICO			515323	138275	
359 NORWAY		3393	1000	864	
375 SWEDEN			78273	59411	
400 U STATES			729	925	
		247752	981250	955353	
		319949	1624347	1175043	
KIPPERED HERRINGS CANNED					
100 U KINGDOM	LB				2132
		3001	68442	16353	

IMPORTS INTO CANADA FOR CONSUMPTION

Articles and Countries from which Imported	MONTH OF JULY 1957		SEVEN MONTHS ENDED JULY 1957		Class Number
	Quantities	Values (\$)	Quantities	Values (\$)	
326 FINLAND			890	547	
335 GERMANY W			665	171	
354 NETHRLNDS			9179	2849	
359 NORWAY			152315	47752	
	22662	7285			
	34737	10286	231491	67672	
LOBSTERS CANNED PREPARED N O P	LB				2133
207 UN SO AFR			13500	19699	
400 U STATES			449	517	
			13949	20216	
OYSTERS SHELLED IN CANS	QUART				2136
400 U STATES			42824	69593	
			42824	69593	
OYSTERS PREPARED PRESERVED NOP	LB				2137
231 HONG KONG	1968	1557	18285	17596	
347 JAPAN	5560	2615	96581	50732	
400 U STATES	18100	11437	58902	45615	
	25628	15609	173768	113943	
SALMON CANNED PREPARED N O P	LB				2138
347 JAPAN	240000	145771	4385592	2231514	
381 ALASKA			117	233	
400 U STATES			1981	1756	
	240000	145771	4387690	2233503	
PILCHARD CANNED	LB				2139
400 U STATES			2025	261	
			2025	261	
ANCHOVIES SARDINES CANNED	LB				2140
100 U KINGDOM	1250	459	9906	4405	
318 DENMARK	1166	598	52442	24477	
327 FRANCE	225	501	5004	3260	
335 GERMANY W			3488	1182	
344 ITALY			1617	2149	
353 MOROCCO			45413	17829	
359 NORWAY	156907	106018	730879	448752	
366 PORTUGAL	20916	9767	217329	123915	
372 SPAIN	3607	2547	3607	2547	
375 SWEDEN	1486	492	12739	5098	
388 YUGO SLAV	145	170	13323	10430	
400 U STATES	560	179	30291	22791	
	186262	120731	1126038	666835	
TUNA FISH CANNED	LB				2143
327 FRANCE			639	344	
347 JAPAN	307213	93902	1303751	428089	
363 PERU			21000	6144	
366 PORTUGAL			3891	3094	
400 U STATES			4375	3139	
	307213	93902	1333656	440810	
FISH PRESERVED IN OIL N O P					2144
231 HONG KONG		1392		14096	
318 DENMARK				4777	
327 FRANCE				938	
335 GERMANY W		3530		12715	
336 GREECE				123	
344 ITALY		589		3046	
347 JAPAN		56		11571	
354 NETHRLNDS				555	
363 PERU		30262		213614	
366 PORTUGAL		59		23109	
400 U STATES		495		3091	
		36383		287635	
FISH PREPARED OR PRESERVED NOP					2145
100 U KINGDOM		781		13151	
207 UN SO AFR				572	
231 HONG KONG		1289		20735	
318 DENMARK				842	
327 FRANCE		608		3584	
335 GERMANY W		104		3515	
344 ITALY				843	
347 JAPAN		2760		13385	
352 MEXICO		2792		9407	
354 NETHRLNDS		84		719	
359 NORWAY		239		6760	
366 PORTUGAL		74		446	
375 SWEDEN		80		868	
400 U STATES		40729		116615	
		49540		191442	
HERRINGS CANNED	LB				2146
100 U KINGDOM	16174	2960	64315	11147	
231 HONG KONG			576	364	
318 DENMARK			615	211	
335 GERMANY W	5048	1476	128937	31905	
354 NETHRLNDS	243	60	10439	1932	
359 NORWAY	5000	1385	20471	6071	
375 SWEDEN	1777	1093	8513	5036	
400 U STATES	135	81	2553	1156	
	28377	7055	236419	57822	
FISH OFFAL OR REFUSE	CWT				2151
400 U STATES	4796	10927	12576	26369	
	4796	10927	12576	26369	
SPONGES OF MARINE PRODUCTION					2152
100 U KINGDOM		94		1282	
306 BELGIUM		1406		1406	
316 CUBA		10123		29678	
327 FRANCE				1893	
328 FR AFRICA		1545		1545	
336 GREECE				9989	
344 ITALY				1931	

IMPORTS INTO CANADA FOR CONSUMPTION

Articles and Countries from which Imported	MONTH OF JULY 1957		SEVEN MONTHS ENDED JULY 1957		Class Number
	Quantities	Values (\$)	Quantities	Values (\$)	
379 TURKEY				529	
400 U STATES		380		24052	
FISHERY PRODUCTS		13548		72305	2153
N O P					
100 U KINGDOM		213		14525	
221 B GUIANA				52	
231 HONG KONG		62046		212471	
234 AUSTRALIA				3885	
316 CUBA				113	
318 DENMARK				135	
335 GERMANY W		63		1471	
344 ITALY		154		154	
347 JAPAN		356		15672	
352 MEXICO		9360		52493	
354 NETHRLNDS		153		255	
359 NORWAY		713		9135	
375 SWEDEN		115		215	
400 U STATES		80665		758776	
FISH MEAL		153838		1069352	2154
CWT					
FUR SKINS CHINA AND JAP MINK					2155
NO					
347 JAPAN			17000	35433	
400 U STATES			3300	8048	
FUR SKINS OPOSSUM UNDRRESSED			20300	43481	2156
NO					
400 U STATES	1818	1135	6230	3291	
FUR SKINS RACCOON UNDRRESSED	1818	1135	6230	3291	2157
NO					
400 U STATES	3003	10579	211378	584602	
FUR SKINS SHEEP LAMB UNDRRESSED	3003	10579	211378	584602	2158
NO					
207 UN SO AFR			3000	5300	
234 AUSTRALIA			3497	5707	
304 ARGENTINA			20394	30193	
386 URUGUAY			380	730	
400 U STATES			131702	265304	
FUR SKINS MARINE UNDRRESSED			158973	307234	2161
NO					
400 U STATES			63	365	
FUR SKINS FOX UNDRRESSED			63	365	2162
NO					
100 U KINGDOM	3420	36609	7267	86731	
326 FINLAND			203	2207	
359 NORWAY	490	5227	1207	12096	
375 SWEDEN			1280	16298	
380 USSR	2550	25732	5700	60285	
400 U STATES	600	1117	3751	50022	
FUR SKINS KOLINSKY UNDRRESSED	7060	68685	19408	227639	2163
NO					
100 U KINGDOM			39339	65266	
313 CHINA			13498	15717	
380 USSR			4500	13616	
400 U STATES	75	61	175	300	
FUR SKINS MINK UNDRRESSED	75	61	57512	94899	2164
NO					
100 U KINGDOM	380	2902	11969	96554	
318 DENMARK			2329	22544	
326 FINLAND			983	18078	
334 ST PIERRE			277	6141	
359 NORWAY	204	4257	1126	16359	
375 SWEDEN			564	9228	
380 USSR			1002	8004	
381 ALASKA			3	72	
400 U STATES	7994	128873	213998	3505720	
FUR SKINS MUSKRAT UNDRRESSED	8578	136032	232251	3682700	2165
NO					
100 U KINGDOM	9000	7385	9000	7385	
400 U STATES	72941	83123	2082430	2478655	
FUR SKINS PERSIAN LAMB UNDRRESS	81941	90508	2091430	2486040	2166
NO					
100 U KINGDOM	2156	16142	98630	626659	
216 PAKISTAN			5910	27568	
354 NETHRLNDS			3184	18756	
380 USSR	10120	65526	11616	75998	
400 U STATES	100281	796031	504519	4208824	
FUR SKINS RABBIT UNDRRESSED	112557	877699	623859	4957805	2167
NO					
313 CHINA	11000	3396	31000	6238	
327 FRANCE	19000	9922	122500	61856	
347 JAPAN	5400	2604	42146	21309	
400 U STATES	22500	11782	111958	53760	
FUR SKINS SQUIRREL UNDRRESSED	57900	27704	307604	143163	2168
NO					
100 U KINGDOM			87500	47577	
347 JAPAN			7000	2908	
375 SWEDEN			28172	9087	
380 USSR			30000	20126	
400 U STATES	8000	3553	96200	63219	
FUR SKINS UNDRRESSED N O P	8000	3553	248872	142917	2169
NO					
100 U KINGDOM	1845	2851	119630	220059	
305 AUSTRIA	4980	9274	4980	9274	
309 BRAZIL			646	4231	
313 CHINA	133000	206794	321760	421244	
335 GERMANY W			200	1400	

IMPORTS INTO CANADA FOR CONSUMPTION

Articles and Countries from which Imported	MONTH OF JULY 1957		SEVEN MONTHS ENDED JULY 1957		Class Number
	Quantities	Values (\$)	Quantities	Values (\$)	
352 MEXICO			600	1368	
380 USSR			12000	26249	
381 ALASKA			45	939	
400 U STATES	5042	45638	70401	558329	
	144867	264557	530262	1243093	
ASTRACHAN RUSSIAN HARE DRESSED					2171
RABBIT SKINS DRESSED N O P	002				2172
100 U KINGDOM			1350	3876	
306 BELGIUM	2433	8629	10477	34095	
313 CHINA			6667	16767	
344 ITALY			55	415	
400 U STATES	188	766	285	1315	
	2621	9395	18834	56468	
FUR SKINS DRESSED N O P					2173
100 U KINGDOM		5671		85308	
207 UN SO AFR				2853	
234 AUSTRALIA		144		367	
304 ARGENTINA				8519	
335 GERMANY W		1797		4570	
344 ITALY				9435	
386 URUGUAY		1891		6882	
400 U STATES		99781		1370284	
		109284		1488218	
HATTERS FURS NOT ON THE SKIN	LB				2174
100 U KINGDOM			4300	20206	
234 AUSTRALIA			10200	53613	
306 BELGIUM	5400	17469	21385	60263	
327 FRANCE	1000	2191	22395	56804	
335 GERMANY W	1435	3586	16785	49011	
344 ITALY			900	1961	
372 SPAIN	7047	14323	31068	67954	
400 U STATES	4971	12630	74896	331376	
	19853	50199	181929	641188	
FUR SKINS SHEEP DRESSED					2175
100 U KINGDOM				1505	
344 ITALY		256		256	
400 U STATES		13752		89810	
		14008		91571	
MANUFACTURES OF FUR N O P					2181
100 U KINGDOM		1044		19162	
231 HONG KONG				150	
234 AUSTRALIA		90		361	
327 FRANCE				1635	
335 GERMANY W				1366	
336 GREECE				184	
344 ITALY				470	
347 JAPAN				888	
354 NETHRLNDS		60		183	
365 POLAND				603	
372 SPAIN				62	
375 SWEDEN				56	
376 SWITZRLND				165	
400 U STATES		45447		385067	
		46641		410352	
BRISTLES ANIMAL	LB				2191
100 U KINGDOM	3702	8523	134113	374972	
231 HONG KONG			133	279	
313 CHINA	1333	1400	1333	1400	
327 FRANCE			3407	9436	
335 GERMANY W			2509	6026	
347 JAPAN			400	459	
354 NETHRLNDS			36522	66933	
400 U STATES	885	2053	7700	14506	
	5920	11976	186117	474011	
HAIR UNMANUFACTURED	LB				2192
100 U KINGDOM			50	838	
317 CZECHO S			11	250	
335 GERMANY W	5	94	46	830	
352 MEXICO			5498	1553	
354 NETHRLNDS	25000	7819	125000	39019	
400 U STATES	113736	25677	969172	196817	
	138741	33590	1099777	239307	
HORSE HAIR	LB				2193
100 U KINGDOM			534	1388	
231 HONG KONG	400	502	400	502	
304 ARGENTINA			435	923	
352 MEXICO			951	1358	
400 U STATES	1274	2289	46892	70434	
	1674	2791	49212	74605	
HAIR CURLED DYED N O P					2194
100 U KINGDOM		475		3783	
335 GERMANY W				1970	
400 U STATES		1388		6857	
		1863		12610	
MANUFACTURES OF HAIR N O P					2195
100 U KINGDOM		1097		8697	
231 HONG KONG		449		5232	
313 CHINA		4642		12426	
327 FRANCE		120		2783	
335 GERMANY W		525		1602	
400 U STATES		1737		16049	
		8570		46789	
HORSE HIDES	NO				2200
100 U KINGDOM			700	5652	
400 U STATES	23	154	1328	9740	
	23	154	2028	15392	

IMPORTS INTO CANADA FOR CONSUMPTION

Articles and Countries from which Imported	MONTH OF JULY 1957		SEVEN MONTHS ENDED JULY 1957		Class Number
	Quantities	Values (\$)	Quantities	Values (\$)	
CALF SKINS AND KIPS RAW	NO				2201
100 U KINGDOM	2588	8028	2588	8028	
318 DENMARK	20000	54634	20000	54634	
344 ITALY			2000	13648	
354 NETHRLNDS	10000	25477	25000	68622	
365 POLAND	3500	9923	3500	9923	
375 SWEDEN			500	1610	
376 SWITZRLND			4737	36924	
400 U STATES			449036	1246114	
	80062	208736			
	116150	306798	507361	1439503	
CATTLE HIDES RAW	NO				2202
236 NEW ZEAL			300	2792	
400 U STATES	18598	104423	333468	1767006	
	18598	104423	333768	1769798	
SHEEP SKINS RAW	NO				2203
100 U KINGDOM	6000	5740	7956	7591	
207 UN SO AFR			6000	9999	
304 ARGENTINA	1908	3918	5333	9425	
335 GERMANY W	5000	7436	5000	7436	
400 U STATES	66715	76453	436799	577208	
	79623	93547	461088	611659	
OTHER HIDES AND SKINS RAW NOP	NO				2204
335 GERMANY W			1692	2100	
359 NORWAY			200	450	
400 U STATES			1884	4332	
			3776	6882	
GOAT SKINS AND KID SKINS RAW	NO				2205
400 U STATES			9222	7925	
			9222	7925	
HIDE SECTIONS OR BELLIES	NO				2206
100 U KINGDOM			590	1161	
335 GERMANY W			200	3876	
384 P RICO			11060	41860	
400 U STATES	42035	25753	215145	180507	
	42035	25753	226995	227404	
LEATHER DRESSED KID					2210
100 U KINGDOM		82747		319043	
327 FRANCE				97	
335 GERMANY W				14243	
372 SPAIN		1680		21737	
400 U STATES		53938		248360	
		138365		603480	
BELTING LEATHER IN BUTTS					2211
100 U KINGDOM		1853		28237	
318 DENMARK				2294	
327 FRANCE				3848	
335 GERMANY W				102	
354 NETHRLNDS				1797	
389 IRELAND				427	
400 U STATES		3335		42067	
		5188		78772	
LEATHER TANNED N O P					2213
100 U KINGDOM		4689		71654	
215 INDIA		6692		27432	
234 AUSTRALIA				846	
236 NEW ZEAL		1297		2438	
304 ARGENTINA				3744	
305 AUSTRIA				304	
306 BELGIUM				3937	
318 DENMARK				3871	
327 FRANCE		372		14155	
354 NETHRLNDS				2020	
400 U STATES		15162		116761	
		28212		247162	
LEATHER DRESSED N O P					2215
100 U KINGDOM		73945		561924	
234 AUSTRALIA				2584	
236 NEW ZEAL				3438	
305 AUSTRIA		635		635	
306 BELGIUM				1870	
309 BRAZIL				534	
327 FRANCE		28918		329842	
335 GERMANY W		249		11719	
344 ITALY		340		340	
354 NETHRLNDS		4480		7466	
376 SWITZRLND		108		185	
389 IRELAND		2621		8821	
400 U STATES		131191		980290	
		242487		1909648	
CHAMOIS SKIN					2216
100 U KINGDOM		21448		234381	
234 AUSTRALIA				1306	
327 FRANCE				212	
400 U STATES				579	
		21448		236478	
PATENT AND UPHOLSTERY LEATHER					2217
100 U KINGDOM				898	
400 U STATES		9256		113153	
		9256		114051	
SOLE LEATHER	LB				2218
100 U KINGDOM	276	146	9507	4354	
400 U STATES	2803	1756	172815	59265	
	3079	1902	182322	63619	
SCRAP LEATHER					2219
400 U STATES		1627		50491	
		1627		50491	

IMPORTS INTO CANADA FOR CONSUMPTION

Articles and Countries from which Imported	MONTH OF JULY 1957		SEVEN MONTHS ENDED JULY 1957		Class Number
	Quantities	Values (\$)	Quantities	Values (\$)	
PIG MOROCCO ROLLER LEATHERS					2220
100 U KINGDOM		54781		234236	
318 DENMARK				156	
400 U STATES		1333		22773	
		56114		257165	
LEATHER FROM EAST INDIA KIP					2221
100 U KINGDOM		67872		516355	
400 U STATES				776	
		67872		517131	
LEATHER FOR GLOVES OR CLOTHING					2224
100 U KINGDOM		100531		644824	
327 FRANCE		313		313	
335 GERMANY W				2820	
375 SWEDEN		597		1259	
400 U STATES		93960		1033098	
		195401		1682314	
LEATHER FOR UPHOLSTERY LEATHER					2225
100 U KINGDOM		4801		91605	
400 U STATES		598		8728	
		5399		100333	
CRUST OIL LEATHER FOR CHAMOIS					2226
100 U KINGDOM		357		3291	
		357		3291	
BOOTS AND SHOES PEGGED LEATHER	PAIR				2231
BOOTS AND SHOES MENS LEATHER	PAIR				2232
100 U KINGDOM	31438	151941	251797	1257601	
231 HONG KONG			3592	2221	
304 ARGENTINA	47	468	47	468	
305 AUSTRIA	40	387	194	3772	
317 CZECHO S			900	2453	
326 FINLAND			6	63	
327 FRANCE			1698	11721	
335 GERMANY W	1950	10228	11006	59002	
344 ITALY	5477	28732	28077	160313	
352 MEXICO	65	178	65	178	
353 MOROCCO			50	147	
354 NETHRLNDS			557	1882	
359 NORWAY			7	83	
360 ISRAEL			118	614	
376 SWITZRLND			537	6354	
400 U STATES			54582	253749	
	6505	30016			
	45522	221850	353233	1760621	
BOOTS AND SHOES WOMENS LEATHER	PAIR				2233
100 U KINGDOM	16450	67151	81775	399890	
215 INDIA			148	294	
231 HONG KONG			2252	1575	
305 AUSTRIA	10	87	22	179	
306 BELGIUM			801	6551	
327 FRANCE	64	483	203	1385	
335 GERMANY W	682	3216	8672	41737	
344 ITALY	1133	8389	29698	133906	
347 JAPAN	70	82	12094	4317	
352 MEXICO	504	419	5939	7082	
354 NETHRLNDS			697	2323	
372 SPAIN			234	516	
376 SWITZRLND	323	2800	5050	40519	
383 HAWAII			216	389	
400 U STATES			343664	1302013	
	27485	104333			
	46721	186960	491465	1942676	
BOOTS SHOES CHILDRENS LEATHER	PAIR				2234
100 U KINGDOM	1928	3004	170830	153677	
231 HONG KONG			3648	2058	
305 AUSTRIA			108	804	
335 GERMANY W	50	194	2397	7718	
344 ITALY			1250	2099	
347 JAPAN			6012	1658	
354 NETHRLNDS			2427	2677	
400 U STATES			54061	87960	
	4306	7287			
	6284	10485	240733	258651	
GARMENTS LEATHER					2235
100 U KINGDOM		993		4749	
305 AUSTRIA		225		225	
306 BELGIUM				136	
335 GERMANY W		66		397	
344 ITALY				366	
354 NETHRLNDS				2352	
400 U STATES		2497		14599	
		3781		22824	
GLOVES MITTS LEATHER N O P					2236
100 U KINGDOM		43667		154614	
216 PAKISTAN				1119	
317 CZECHO S		19236		19540	
318 DENMARK		821		821	
327 FRANCE		6196		31996	
335 GERMANY W		1036		8658	
344 ITALY		6227		11869	
347 JAPAN		472		17018	
354 NETHRLNDS		1733		2089	
372 SPAIN				356	
375 SWEDEN				255	
376 SWITZRLND				479	
400 U STATES		2686		51567	
		82074		300381	
GLOVES OF KID WOMENS					2237
100 U KINGDOM		310		2135	

IMPORTS INTO CANADA FOR CONSUMPTION

Articles and Countries from which Imported	MONTH OF JULY 1957		SEVEN MONTHS ENDED JULY 1957		Class Number
	Quantities	Values (\$)	Quantities	Values (\$)	
306 BELGIUM				1 462	
327 FRANCE		15 103		108 190	
335 GERMANY W		22 577		56 990	
344 ITALY		379		5 628	
400 U STATES				63	
HARNESS AND SADDLERY		38 369		174 468	2238
100 U KINGDOM		5 310		53 302	
322 EGYPT				168	
335 GERMANY W		89		1 727	
352 MEXICO		76		940	
354 NETHRLNDS				166	
400 U STATES		25 932		160 765	
LEATHER BELTING		31 407		217 068	2239
100 U KINGDOM		2 289		12 584	
318 DENMARK				1 237	
327 FRANCE				178	
335 GERMANY W		51		973	
347 JAPAN				53	
354 NETHRLNDS		789		2 975	
400 U STATES		9 659		32 481	
MFRS OF LEATHER OR RAWHIDE NOP		12 788		50 481	2241
100 U KINGDOM		8 790		77 826	
216 PAKISTAN		120		761	
231 HONG KONG				242	
305 AUSTRIA				356	
306 BELGIUM				57	
327 FRANCE				535	
335 GERMANY W		1 205		9 994	
344 ITALY		2 472		14 764	
347 JAPAN		536		2 406	
353 MOROCCO				102	
354 NETHRLNDS				761	
372 SPAIN		130		858	
375 SWEDEN				254	
376 SWITZRLND		172		1 748	
388 YUGO SLAV				3 122	
400 U STATES		4 021		37 182	
SOLES AND HEELS LEATHER		53 641		485 611	2243
100 U KINGDOM		3 043		18 846	
344 ITALY		230		230	
400 U STATES		5 624		54 781	
SHOE LIFTS AND WELTING LEATHER		8897		73 857	2244
100 U KINGDOM		68		2 595	
353 MOROCCO		628		628	
400 U STATES		58 65		31 636	
STRAPS LEATHER		65 61		34 859	2245
100 U KINGDOM		8 745		45 878	
231 HONG KONG		593		2 097	
327 FRANCE		204		1 422	
335 GERMANY W		569		1 2208	
344 ITALY				563	
347 JAPAN				1 809	
354 NETHRLNDS				383	
375 SWEDEN				85	
376 SWITZRLND		57		10 172	
400 U STATES		11 370		76 234	
BICYCLE SADDLES		21 538		150 851	2246
100 U KINGDOM	NO	1 642	1 295	26 090	19 760
335 GERMANY W		4 400	2 540	62 058	34 934
347 JAPAN		400	275	1 050	796
354 NETHRLNDS		4 452	3 481	18 517	14 735
400 U STATES		2 500	2 313	14 084	14 245
BEEF AND VEAL FRESH		13 394	9 904	121 799	84 470
100 U KINGDOM	LB	1 100	500	1 816	789
234 AUSTRALIA		527	606	7 411	11 966
236 NEW ZEAL		321 351	66 060	101 415	199 692
381 ALASKA				10 751	6 097
400 U STATES		422 786	195 138	275 195	109 326
MUTTON AND LAMB FRESH		745 764	262 304	385 278	131 180
100 U KINGDOM	LB	618	247	768	307
234 AUSTRALIA				33 288	56 296
236 NEW ZEAL		527 509	74 520	484 070	972 702
381 ALASKA				205	167
400 U STATES		273 883	118 350	780 000	304 652
PORK FRESH		802 010	193 117	895 053	197 612
234 AUSTRALIA	LB	5 760	2 454	5 226	2 288
236 NEW ZEAL				51 867	16 310
POULTRY NOP GAME		5 760	2 454	104 127	39 191
PARTRIDGE	LB	4 620	10 357	7 444	19 876
234 AUSTRALIA				155	101
381 ALASKA					
400 U STATES		151 998	51 604	735 590	264 388
MEATS FRESH N O P		198 198	61 961	810 185	284 365
231 HONG KONG	LB			132	75
316 CUBA				1 940	2 978

IMPORTS INTO CANADA FOR CONSUMPTION

Articles and Countries from which Imported	MONTH OF JULY 1957		SEVEN MONTHS ENDED JULY 1957		Class Number
	Quantities	Values (\$)	Quantities	Values (\$)	
347 JAPAN	600	386	600	386	
352 MEXICO			1260	1746	
400 U STATES	4750	4444	40543	30737	
EDIBLE OFFAL FRESH	5350	4830	44475	35922	2258
234 AUSTRALIA	3848	1638	157342	57316	
236 NEW ZEAL			189	63	
400 U STATES	366441	50120	2497746	321501	
CHICKENS AND FOWL	370289	51758	2655277	378880	2259
100 U KINGDOM	160	64	160	64	
381 ALASKA			376	259	
400 U STATES	1015421	268168	4121367	1072370	
TURKEYS	1015581	268232	4121903	1072693	2260
381 ALASKA			392	174	
400 U STATES	2573554	877031	6659056	2391099	
BACON HAMS OTHER PORK PREPARED	2573554	877031	6659448	2391273	2261
400 U STATES	45810	24982	206358	99246	
BEEF PICKLED	45810	24982	206358	99246	2263
400 U STATES	1063996	231808	6933517	1358074	
CANNED MEATS POULTRY	1063996	231808	6933517	1358074	2264
100 U KINGDOM	7930	2178	796008	186580	
231 HONG KONG			759	702	
234 AUSTRALIA	72000	13800	178434	35133	
236 NEW ZEAL			36000	15541	
304 ARGENTINA			36060	6983	
318 DENMARK	36033	18267	135636	78345	
327 FRANCE	2013	4791	16667	21378	
335 GERMANY W	1993	605	8889	2281	
347 JAPAN			432	436	
354 NETHRLNDS	672	270	16590	5104	
359 NORWAY			116	67	
389 IRELAND	3600	714	3600	714	
400 U STATES	422473	112597	2308015	640206	
EXTRACTS OF MEAT FLUID BEEF	546714	153222	3537206	993470	2265
100 U KINGDOM	2271	1799	31813	25950	
234 AUSTRALIA			55860	73068	
236 NEW ZEAL	11200	21256	22400	39172	
304 ARGENTINA			10192	11663	
362 PARAGUAY			2471	450	
386 URUGUAY			224	484	
400 U STATES			357	357	
MEATS PREPARED NOT CANNED	13471	23055	123317	151144	2266
400 U STATES	5206	3348	152603	106973	
PORK BARRELLED IN BRINE	5206	3348	152603	106973	2267
PORK DRY SALTED					2268
SAUSAGE					2269
381 ALASKA			686	266	
400 U STATES	7186	4717	37125	23622	
SOUPS SOUP PREPARATIONS N O P	7186	4717	37811	23888	2270
100 U KINGDOM		1171		3042	
318 DENMARK				152	
327 FRANCE		388		388	
335 GERMANY W		221		316	
354 NETHRLNDS		858		10000	
362 PARAGUAY				14399	
376 SWITZRLNO		8165		67711	
381 ALASKA				119	
400 U STATES		26081		359006	
MEAT PIES FROZEN		36884		455133	2271
400 U STATES	69000	27465	888575	342179	
COMPLETE DINNERS MEAT FROZEN	69000	27465	888575	342179	2272
400 U STATES	42428	25870	454455	317210	
BEEF CANNED N O P	42428	25870	454455	317210	2273
100 U KINGDOM	240	67	480	130	
234 AUSTRALIA	209592	47559	787426	196494	
304 ARGENTINA	4675	1367	56425	13552	
318 DENMARK	600	512	8550	6565	
335 GERMANY W			117	56	
354 NETHRLNDS	830	192	3706	876	
389 IRELAND	1200	307	1200	307	
400 U STATES	907	548	6764	6684	
CORNED BEEF CANNED	218044	50552	864668	224664	2274
234 AUSTRALIA	489104	156168	1810837	585456	
304 ARGENTINA	1033800	291478	4110330	991956	
327 FRANCE	5429	1282	87303	23382	
362 PARAGUAY	54000	14726	165600	45015	
386 URUGUAY	60241	13376	744241	164503	
MILK SKIM POWDERED	1642574	477030	6918311	1810312	2280
100 U KINGDOM			2011146	225379	
234 AUSTRALIA			259000	29032	

IMPORTS INTO CANADA FOR CONSUMPTION

Articles and Countries from which Imported	MONTH OF JULY 1957		SEVEN MONTHS ENDED JULY 1957		Class Number
	Quantities	Values (\$)	Quantities	Values (\$)	
236 NEW ZEAL			2666130	264231	
316 CUBA			321500	24704	
400 U STATES	466088	67213	1179575	171743	
	466088	67213	6437351	715089	
MILK AND CREAM FRESH	GAL				2281
318 DENMARK	1635	4606	8012	21693	
400 U STATES	871	3787	4156	21966	
	2506	8393	12168	43659	
BUTTER	LB		40440	24116	2282
400 U STATES			40440	24116	
CASEIN	LB				2283
234 AUSTRALIA	13790	2632	13790	2632	
236 NEW ZEAL	44800	9298	44800	9298	
400 U STATES	900	395	16090	5817	
	59490	12325	74680	17747	
CHEESE	LB				2284
100 U KINGDOM	6065	2998	41049	18063	
236 NEW ZEAL	1800	574	3600	1146	
304 ARGENTINA	7344	2233	39109	14262	
305 AUSTRIA	9214	3591	33048	13251	
318 DENMARK	109131	41791	1051830	399165	
326 FINLAND			8155	2359	
327 FRANCE	21457	10528	230803	119550	
335 GERMANY W	9396	5021	43484	21313	
336 GREECE	5445	1754	16082	4862	
344 ITALY	207651	89977	1144478	535060	
354 NETHRLNDS	78044	30186	515700	203172	
359 NORWAY	1730	824	20324	8972	
360 ISRAEL	400	228	400	228	
375 SWEDEN			1162	402	
376 SWITZRLNO	131480	75856	1020582	588282	
400 U STATES	55962	35535	779214	412135	
	645119	301096	4949020	2342222	
MILK CONDENSED OR EVAPORATED	LB				2285
100 U KINGDOM			800	145	
381 ALASKA			1560	197	
400 U STATES			24081	5872	
			26441	6214	
MILK WHOLE POWDERED	LB				2286
100 U KINGDOM			22400	5671	
354 NETHRLNDS			641	309	
389 IRELAND			44800	11260	
400 U STATES	912	584	22167	12996	
	912	584	90008	30236	
DRIED WHEY DRIED BUTTERMILK	LB				2287
354 NETHRLNDS	1600	768	1600	768	
400 U STATES	51600	4847	365593	30785	
	53200	5615	367193	31553	
OLEIC ACID OR RED OIL	LB				2288
400 U STATES	857	145	89737	17018	
	857	145	89737	17018	
STEARIC ACID	LB				2289
100 U KINGDOM	26432	3445	183340	26985	
400 U STATES	71887	9666	260405	40112	
	98319	13111	443745	67097	
LARD OIL	GAL				2291
400 U STATES	257	509	3741	7412	
	257	509	3741	7412	
NEATS FOOT OIL	GAL				2292
ANIMAL OIL N O P	GAL				2293
100 U KINGDOM			2892	1893	
335 GERMANY W			1102	5051	
400 U STATES	900	935	7492	10441	
	900	935	11486	17385	
COD LIVER OIL	GAL				2294
100 U KINGDOM	4770	6452	39870	58098	
359 NORWAY	1490	2610	13720	20995	
400 U STATES			537	948	
	6260	9062	54127	80041	
FISH OIL N O P	GAL				2295
347 JAPAN	1783	48225	8706	92951	
400 U STATES	1002	1669	246589	216931	
	2785	49894	255295	309882	
SEAL OIL	GAL				2296
359 NORWAY	675	763	675	763	
	675	763	675	763	
WHALE AND SPERMACE TI OIL	GAL				2297
100 U KINGDDM	3138	3963	5448	7906	
359 NORWAY			900	950	
400 U STATES	234	381	10101	14335	
	3372	4344	16449	23191	
HALIBUT LIVER OIL					2298
FISH OIL CONCENTRATED					2299
400 U STATES		7493		8390	
		7493		8390	
FISH OIL FOR FORTIFYING					2300
100 U KINGDOM				2880	
347 JAPAN		5387		60775	
400 U STATES		1172		30718	
		6559		94373	

* Imported for use in the manufacture of sweetened condensed milk for export and not for consumption in Canada.

IMPORTS INTO CANADA FOR CONSUMPTION

Articles and Countries from which Imported		MONTH OF JULY 1957		SEVEN MONTHS ENDED JULY 1957		Class Number
		Quantities	Values (\$)	Quantities	Values (\$)	
BEESWAX		LB				2302
100 U KINGDOM				1512	963	
215 INDIA		2240	1280	2240	1280	
304 ARGENTINA				22046	13368	
309 BRAZIL				11178	7497	
312 CHILE				30803	19607	
316 CUBA				11155	6948	
338 HAITI				13675	8927	
354 NETHRLNDS				458	132	
400 U STATES		4014	2848	108294	72704	
		6254	4128	201361	131426	
CANDLES N O P		LB				2303
100 U KINGDOM				5624	2132	
318 DENMARK				1393	599	
335 GERMANY W		345	146	505	217	
360 ISRAEL				540	108	
400 U STATES		5851	1555	28539	9912	
		6196	1701	36601	12968	
GREASE AND DEGRAS		CWT				2304
100 U KINGDOM		86	506	1343	11078	
354 NETHRLNDS				50	2189	
400 U STATES		8395	74028	87319	683941	
		8481	74534	88712	697208	
LARD AND COMPOUNDS STEARINE		LB				2307
100 U KINGDOM		74800	12583	647828	116947	
400 U STATES		2675386	317592	13757237	1676451	
		2750186	330175	14405065	1793398	
TALLOW		LB				2308
400 U STATES				160517	12803	
				160517	12803	
EGG ALBUMEN DRIED POWDERED ETC		LB				2315
100 U KINGDOM				39	68	
313 CHINA				11100	11028	
400 U STATES		18650	20650	114479	137959	
		18650	20650	125618	149055	
EGG YOLK DRIED POWDERED ETC		LB				2316
EGGS WHOLE ORIED POWDERED ETC		LB				2317
313 CHINA				39000	23767	
400 U STATES				2973	3043	
				41973	26810	
GELATINE INEDIBLE PHOTOGRAPHIC		LB				2320
400 U STATES		106579	160151	225365	327052	
		106579	160151	225365	327052	
ANIMAL GLANOS FOR MEDICINE						2321
400 U STATES			6595		12174	
			6595		12174	
BLOOD ALBUMEN AND BLOOD DRIED						2324
400 U STATES			1365		4394	
			1365		4394	
EGGS IN THE SHELL		DOZ				2325
100 U KINGDOM				8	67	
231 HONG KONG		4404	2184	33412	18719	
381 ALASKA				6930	3486	
400 U STATES		27971	42589	501189	1192249	
		32375	44773	541539	1214521	
EGGS YOLK OR ALBUMEN FROZEN		LB				2326
354 NETHRLNDS		500	481	1000	962	
400 U STATES		525	400	49103	23775	
		1025	881	50103	24737	
GELATINE CAPSULES EMPTY						2328
400 U STATES			19673		263105	
			19673		263105	
GELATINE EDIBLE		LB				2329
100 U KINGDOM		59636	21698	330420	144277	
234 AUSTRALIA		63228	27356	220623	87005	
306 BELGIUM		5852	3425	27998	12585	
318 DENMARK				8960	4111	
327 FRANCE				57888	23395	
344 ITALY				110	109	
354 NETHRLNOS				9860	4201	
400 U STATES		198202	128902	632464	393726	
		326918	181381	1288323	669409	
GELATINE N O P		LB				2331
100 U KINGDOM		22400	5880	169320	43746	
306 BELGIUM				133	61	
327 FRANCE		336	98	336	98	
400 U STATES		1299	649	128662	47681	
		24035	6627	298451	91586	
GLUE ANIMAL POWDERED OR SHEET		LB				2332
100 U KINGDOM		356800	54036	1270844	208546	
234 AUSTRALIA		22400	3519	61600	9705	
375 SWEODEN				2240	318	
400 U STATES		190588	35547	1439887	273024	
		569788	93102	2774571	491593	
GLUE N O P		LB				2333
100 U KINGDOM		2380	338	13022	1917	
375 SWEDEN				4409	2152	
400 U STATES		36199	9236	67025	26227	
		38579	9574	84456	30296	
GUT AND MANUFACTURES N O P						2336
100 U KINGDOM			493		4810	
234 AUSTRALIA			681		6157	
327 FRANCE					1321	

IMPORTS INTO CANADA FOR CONSUMPTION

46

Articles and Countries from which Imported	MONTH OF JULY 1957		SEVEN MONTHS ENDED JULY 1957		Class Number
	Quantities	Values (\$)	Quantities	Values (\$)	
400 U STATES		1167		11264	
		2341		23552	
HONEY	LB				2337
100 U KINGDOM	1176	729	3401	2116	
224 JAMAICA			640	137	
327 FRANCE	776	450	776	450	
336 GREECE	552	260	552	260	
354 NETHRLNDS			5455	1727	
360 ISRAEL	126	115	126	115	
388 YUGO SLAV			330	125	
400 U STATES	351773	52628	2958741	439839	
	354403	54182	2970021	444769	
MANURES ANIMAL	CWT				2338
400 U STATES			29717	47278	
			29717	47278	
MUSK IN PODS OR GRAINS	OZ				2339
231 HONG KONG			800	25578	
400 U STATES			5	312	
			805	25890	
RENNET RAW AND PREPARED	LB				2340
400 U STATES	42766	20818	193018	91576	
	42766	20818	193018	91576	
SAUSAGE CASINGS UNCLEANED	LB				2341
400 U STATES	23425	3540	149545	27435	
	23425	3540	149545	27435	
SAUSAGE CASINGS CLEANED	LB				2342
100 U KINGDOM	2828	4262	22953	70860	
234 AUSTRALIA	24375	46931	227828	363138	
236 NEW ZEAL	118120	310590	867663	2113862	
335 GERMANY W			2824	5142	
354 NETHRLNDS			280	488	
400 U STATES	2050	3281	37485	33499	
	147373	365064	1159033	2586989	
TANKAGE	CWT				2343
236 NEW ZEAL			219	1707	
400 U STATES	6474	14401	70272	130565	
	6474	14401	70491	132272	
ANIMAL PRODUCTS N O P					2344
100 U KINGDOM		1063		3997	
231 HONG KONG		665		5217	
327 FRANCE		127		1216	
335 GERMANY W				438	
347 JAPAN		3288		10840	
352 MEXICO		786		1554	
354 NETHRLNDS		5384		5674	
400 U STATES		18000		215396	
		29313		244332	
HORSE MEAT AND MEAT FOR FEED	CWT				2345
400 U STATES	7626	44229	26246	177109	
	7626	44229	26246	177109	
DOG FOOD AND PET STOCK FOOD					2347
100 U KINGDOM				6047	
231 HONG KONG				203	
306 BELGIUM				63	
335 GERMANY W				594	
400 U STATES		17773		170490	
		17773		177397	
TARIFF 206 254 635 679 686 699					2348
352 MEXICO				153	
400 U STATES		396		3418	
		396		3571	

IMPORTS INTO CANADA FOR CONSUMPTION

Articles and Countries from which Imported	MONTH OF JULY 1957		SEVEN MONTHS ENDED JULY 1957		Class Number
	Quantities	Values (\$)	Quantities	Values (\$)	
GROUP 3					
FIBRES TEXTILES AND PRODUCTS					
RAW COTTON					
215 INDIA	CWT 1598	41664	2095	54642	3001
216 PAKISTAN			820	20017	
352 MEXICO	502	15567	4014	120886	
363 PERU	602	24722	2118	87623	
400 U STATES	94147	2597295	1024778	29514156	
	96849	2679248	1033825	29797324	
COTTON LINTERS N O P					
309 BRAZIL	LB 247171	14476	298427	20970	3002
323 EL SALVO	324890	24497	984384	73659	
352 MEXICO			228270	13679	
358 NICARAGUA	126070	10216	376172	28301	
380 USSR			111413	8815	
392 SYRIA			2092355	118310	
400 U STATES	1024597	79782	11460577	848873	
	1722728	128971	15551598	1112607	
COTTON LINTERS FOR PAPER	LB				3003
BATTS BATTING WADDING COTTON					
100 U KINGDOM	LB		90	54	3004
400 U STATES	73418	39102	539572	293442	
	73418	39102	539662	293496	
CARDED SLIVER COTTON FIBRES	LB				3005
COTTON THREAD					
100 U KINGDOM	LB 4741	11063	21103	51187	3009
317 CZECHOS	6239	5166	27131	25113	
335 GERMANY W	31	123	2988	3283	
344 ITALY	828	994	3689	6003	
354 NETHRLNOS	259	570	511	1165	
376 SWITZRLND			3711	7738	
400 U STATES	26054	41248	361544	570648	
	38152	59164	420677	665137	
COTTON YARNS SINGLES N O P					
100 U KINGDOM	LB 5309	5393	99250	113548	3011
400 U STATES	9962	8618	183388	163836	
	15271	14011	282638	277384	
YARNS SINGLES FOR KNIT GOODS					
100 U KINGDOM	LB 1023	937	9131	9049	3012
400 U STATES	35119	27304	403828	321790	
	36142	28241	412959	330839	
COTTON YARNS N O P					
100 U KINGDOM	LB 21838	13326	89160	67409	3013
335 GERMANY W			20	77	
354 NETHRLNDS	51	88	305	313	
400 U STATES	99895	81454	1080457	877255	
	121784	94868	1169942	945054	
CROCHET KNITTING COTTON N O P					
100 U KINGDOM	LB 94	120	922	3846	3014
327 FRANCE	1144	4901	7306	36056	
400 U STATES	3668	6662	67328	97568	
	4906	11683	75556	137470	
CORDS AND TWINE COTTON N O P					
100 U KINGDOM	LB 5643	2788	59540	29749	3015
400 U STATES	38633	40248	171082	172079	
	44276	43036	230622	201828	
COTTON YARNS TINSEL THREAD					
100 U KINGDOM	LB		126	239	3017
327 FRANCE			40	389	
400 U STATES	2688	4677	30905	86253	
	2688	4677	31071	86881	
MERCERIZED YARNS 40 AND FINER					
100 U KINGDOM	LB 7864	15760	21915	47495	3018
400 U STATES	25	97	3945	6931	
	7909	15857	25860	54426	
COTTON YARNS HANKS FOR THREAD					
100 U KINGDOM	LB 75664	114714	653190	1022106	3019
305 AUSTRIA	2347	4497	10927	21515	
389 IRELAND	200	245	250	311	
400 U STATES	43061	59667	273245	395857	
	121272	179123	937612	1439789	
COTTON YARN 2 PLY 80 AND FINER					
100 U KINGDOM	LB 977	4332	5933	26846	3020
	977	4332	5933	26846	
COTTON YARN SINGLES FOR THREAD					
100 U KINGDOM	LB 118870	150971	879148	1108148	3021
400 U STATES			516	495	
	118870	150971	879664	1108643	
COTTON YARN TO BE MERCERIZED					
100 U KINGDOM	LB 15133	30964	78807	148919	3022
400 U STATES	17509	18529	92483	97527	
	32642	49493	171290	246446	
COTTON YARNS SINGLES 20 TO 40					
100 U KINGDOM	LB 37904	39753	321970	347303	3023
400 U STATES	3013	2367	35371	25345	
	40917	42120	357341	372648	
COLOURED COT FAB NOP OVER 80 C					
100 U KINGDOM	LB 64971	121956	463735	922901	3026
215 INDIA	829	786	14852	17612	

IMPORTS INTO CANADA FOR CONSUMPTION

Articles and Countries from which Imported	MONTH OF JULY 1957		SEVEN MONTHS ENDED JULY 1957		Class Number
	Quantities	Values (\$)	Quantities	Values (\$)	
305 AUSTRIA	1606	2332	16597	28391	
306 BELGIUM	16359	19869	293325	298690	
317 CZECHO S	40090	44148	251574	264707	
318 DENMARK	619	1872	18708	37880	
327 FRANCE	154	995	23766	66819	
335 GERMANY W	34901	56919	369802	705517	
344 ITALY	3161	6802	31816	92878	
347 JAPAN	94420	99153	626092	732640	
354 NETHRLNDS	101528	155290	611310	944210	
365 POLAND			25782	28170	
372 SPAIN	800	991	11984	15061	
375 SWEDEN	204	545	1533	3314	
376 SWITZRLND	1802	7073	26456	106048	
383 HAWAII			500	945	
400 U STATES	1272552	1696049	13283546	19261386	
	1633996	2214780	16071378	23527169	
COLORED COT FAB NOP 50 TO 80 C	LB				3027
100 U KINGDOM	2556	1727	25969	17496	
215 INDIA	21755	12091	779612	445066	
231 HONG KONG			4080	2908	
306 BELGIUM	15774	11592	178094	136357	
313 CHINA			9737	5477	
317 CZECHO S	35719	24147	103146	73983	
335 GERMANY W			12002	8634	
344 ITALY			12824	7859	
347 JAPAN	11418	8480	93817	67882	
354 NETHRLNDS	1131	714	7817	5384	
365 POLAND			40695	24701	
400 U STATES	66457	45365	680203	471746	
	154810	104116	1947996	1267493	
COLORED COT FAB NOP UNDER 50 C	LB				3028
100 U KINGDOM			8806	4121	
215 INDIA	11274	5187	450208	205146	
344 ITALY			384	154	
365 POLAND	3532	1507	23096	9852	
400 U STATES	19667	5520	67961	24682	
	34473	12214	550455	243955	
COTTON DENIMS	LB				3029
100 U KINGDOM			838	976	
215 INDIA			51836	29330	
400 U STATES	154555	107150	1793865	1250317	
	154555	107150	1846539	1280623	
HANDKERCHIEF COTTON BLEACHED	LB				3030
100 U KINGDOM	2807	4167	13817	21252	
347 JAPAN			12431	12460	
400 U STATES			74	162	
	2807	4167	26322	33874	
COTTON FABRIC NOT BLEACHED NOP	LB				3031
100 U KINGDOM	13354	11363	56678	64905	
215 INDIA	175155	78724	1780210	777573	
216 PAKISTAN			21921	10565	
224 JAMAICA	31966	19376	300394	192311	
231 HONG KONG			2687	1615	
305 AUSTRIA	1944	1543	18857	15237	
306 BELGIUM	10917	7655	50422	33707	
313 CHINA			30043	13179	
317 CZECHO S			33438	27085	
347 JAPAN	54241	38801	614835	450848	
354 NETHRLNDS			26459	15840	
365 POLAND			7746	4450	
376 SWITZRLND			76	249	
400 U STATES	602859	390489	5801345	4157419	
	890436	547951	8745111	5764983	
CANTON FLANNELS NOT COLOURED	LB				3032
100 U KINGDOM	5505	9941	70923	139412	
215 INDIA			23339	14371	
306 BELGIUM	787	730	9960	6291	
317 CZECHO S			6601	7907	
335 GERMANY W			449	622	
347 JAPAN	34316	32069	392049	375514	
354 NETHRLNDS	1171	750	10238	8564	
365 POLAND	1485	780	222842	138325	
376 SWITZRLND			330	1233	
400 U STATES	66766	76693	551842	670150	
	110030	120963	1288573	1362389	
TOWELLING IN THE WEB	LB				3033
100 U KINGDOM	547	738	866	1099	
215 INDIA			24477	14489	
231 HONG KONG			2500	1625	
347 JAPAN			390	258	
400 U STATES			16529	15393	
	547	738	44762	32864	
VOILES SCRIMS NOT COLOURED	LB				3034
100 U KINGDOM	333	914	3449	8967	
215 INDIA			19034	11697	
231 HONG KONG			4543	3148	
306 BELGIUM	25	107	25	107	
347 JAPAN			27942	26309	
354 NETHRLNDS			15017	13864	
376 SWITZRLND	356	1214	3919	17380	
400 U STATES	19147	19626	143514	165902	
	19861	21861	217443	247374	
COTTON FABRICS BLEACHED N O P	LB				3035
100 U KINGDOM	7771	10918	51179	75520	
215 INDIA			2816	1540	
306 BELGIUM	1958	1787	6160	5607	

IMPORTS INTO CANADA FOR CONSUMPTION

Articles and Countries from which Imported	MONTH OF JULY 1957		SEVEN MONTHS ENDED JULY 1957		Class Number
	Quantities	Values (\$)	Quantities	Values (\$)	
317 CZECHO S			1220	1017	
335 GERMANY W			1271	1631	
347 JAPAN			1399	1048	
354 NETHRLNDS	2159	2170	22954	23418	
365 POLAND	12584	6986	21268	12363	
376 SWITZRLND	63	204	806	2926	
400 U STATES	40980	36052	269120	331975	
	65515	58117	378193	457045	
COTTON CHEESECLOTH AND GAUZE	LB				3036
100 U KINGDOM	4933	5152	49286	60766	
335 GERMANY W			166	212	
347 JAPAN			7722	6278	
400 U STATES	422832	362068	2473051	2169594	
	427765	367220	2530225	2236850	
POPLIN BLEACHED NOT COLOURED	LB				3037
100 U KINGDOM	34710	62286	107683	208615	
347 JAPAN	2323	2417	203877	208380	
354 NETHRLNDS			6803	11774	
376 SWITZRLND	220	963	730	3057	
400 U STATES	7271	9733	74068	88054	
	44524	75399	393161	519880	
COTTON FABRICS COUNT 100	LB				3039
100 U KINGDOM	53439	175829	399306	1342163	
400 U STATES	336	532	827	1783	
	53775	176361	400133	1343946	
COTTON FABRICS CUT PILE N O P	LB				3040
100 U KINGDOM			817	2073	
306 BELGIUM	3580	4387	3580	4387	
335 GERMANY W	3639	8545	28935	69932	
400 U STATES	2519	4694	26757	47745	
	9738	17626	60089	124137	
COTTON FABRIC FOR TYPE RIBBON	LB				3041
100 U KINGDOM	11303	45903	87449	344929	
354 NETHRLNDS	529	1686	1109	3304	
400 U STATES	286	3319	2885	31503	
	12118	50908	91443	379736	
COTTON FABRIC BILLIARD CLOTH	LB				3042
100 U KINGDOM			249	974	
400 U STATES			458	818	
			707	1792	
SAILCLOTH EGYPTIAN COTTON	LB				3043
100 U KINGDOM			4161	10313	
			4161	10313	
FILTER CLOTH FOR MINING	LB				3044
100 U KINGDOM	354	494	354	494	
400 U STATES			1186	1595	
	354	494	1540	2089	
COTTON FABRIC KNITTED	LB				3045
100 U KINGDOM	22140	20910	234320	233334	
335 GERMANY W	35	167	63	281	
400 U STATES	39324	59497	420618	643414	
	61499	80574	655001	877029	
COTTON SHADOW CRETONNES	LB				3046
100 U KINGDOM			77	203	
400 U STATES	161	108	1814	1060	
	161	108	1891	1263	
COTTON GABARDINES	LB				3047
100 U KINGDOM	1446	3351	33037	103526	
400 U STATES	150	184	2039	2439	
	1596	3535	35076	105965	
COTTON FABRICS 80 TO 99 COUNT	LB				3048
100 U KINGDOM	948	3961	21410	70977	
	948	3961	21410	70977	
COTTON FABRICS CUT WEFT PILE	LB				3049
100 U KINGDOM	23217	66824	71429	202397	
306 BELGIUM			264	585	
317 CZECHO S	2211	1761	13384	12056	
327 FRANCE			74	467	
335 GERMANY W	566	1791	2263	6408	
344 ITALY			1589	4238	
347 JAPAN	66844	86126	254417	341652	
354 NETHRLNDS	35	101	141	262	
400 U STATES	86978	121957	380855	553290	
	179851	278560	724416	1121355	
COTTON FABRICS FOR BOOK COVERS	LB				3050
100 U KINGDOM	2528	2350	63002	64946	
400 U STATES	6521	8796	54635	61430	
	9049	11146	117637	126376	
LACE NOT COLOURED FOR CLOTHING	LB				3051
100 U KINGDOM	328	1276	6742	16990	
305 AUSTRIA	7658	29345	97150	329183	
306 BELGIUM			19	198	
327 FRANCE	1720	9553	12603	58487	
335 GERMANY W			681	1840	
344 ITALY	10	247	32	904	
347 JAPAN	2220	2277	15519	16463	
354 NETHRLNDS			80	210	
376 SWITZRLND	1366	6339	20261	72335	
390 GERMANY E	426	1752	426	1752	
400 U STATES	4522	22796	46438	269219	
	18250	73585	199951	767581	
LACE COLOURED FOR CLOTHING	LB				3052
100 U KINGDOM			149	971	
305 AUSTRIA			87	690	
317 CZECHO S			448	736	
327 FRANCE	31	250	1050	8119	

IMPORTS INTO CANADA FOR CONSUMPTION

Articles and Countries from which Imported	MONTH OF JULY 1957		SEVEN MONTHS ENDED JULY 1957		Class Number
	Quantities	Values (\$)	Quantities	Values (\$)	
335 GERMANY W			273	646	
344 ITALY	11	282	56	732	
376 SWITZRLND			649	5281	
400 U STATES	1339	4367	13858	68384	
EMBROIDERIES COTTON N O P	1381	4899	16570	85559	
100 U KINGDOM	LB 1471	3054	5433	9953	3053
215 INDIA			120	261	
231 HONG KONG			35	84	
305 AUSTRIA	204	1033	1006	4818	
306 BELGIUM	6	163	89	527	
313 CHINA	56	997	56	997	
327 FRANCE			384	2103	
344 ITALY			30	270	
354 NETHRLNDS			332	1389	
376 SWITZRLND	216	2898	5247	40703	
400 U STATES	484	1590	2686	13923	
	2437	9735	15418	75028	
LACE BOBBINET NETS COTTON NOP	LB				3054
100 U KINGDOM	779	3250	10159	22332	
215 INDIA	149	893	644	3631	
231 HONG KONG	49	118	834	2418	
305 AUSTRIA			433	2729	
306 BELGIUM			39	605	
327 FRANCE	46	832	315	3063	
335 GERMANY W			991	1807	
344 ITALY			187	2586	
347 JAPAN	173	250	975	1148	
354 NETHRLNDS			516	2151	
376 SWITZRLND	11	352	143	2961	
400 U STATES	1183	3478	8137	26126	
	2390	9173	23373	71557	
WHITE COTTON BOBBINET PLAIN	YD				3055
100 U KINGDOM	1144	657	32887	9118	
	1144	657	32887	9118	
STOCKINGS COTTON WOMENS CHILDS	DZ PR				3062
100 U KINGDOM	5966	17256	44214	126833	
327 FRANCE	6	89	12	177	
372 SPAIN	910	3550	5135	19681	
400 U STATES	6052	16236	43418	122394	
	12934	37131	92779	269085	
STOCKINGS COTTON MENS BOYS	DZ PR				3063
100 U KINGDOM	278	906	11050	27756	
344 ITALY	10	74	21	277	
347 JAPAN			1200	644	
372 SPAIN			1900	1916	
400 U STATES	7719	28523	53126	177224	
	8007	29503	67297	207817	
GLOVES COTTON	DZ PR				3064
100 U KINGDOM	3747	27200	11229	91488	
231 HONG KONG	1963	5889	15831	49452	
232 MALTA	276	1504	527	3292	
305 AUSTRIA	13	153	51	515	
317 CZECHO S			26248	98871	
327 FRANCE	64	1528	1464	22362	
335 GERMANY W	1846	10647	10429	64731	
344 ITALY	389	3385	4649	24741	
347 JAPAN	1746	7950	20589	71208	
400 U STATES	771	4487	14007	66840	
	10815	62743	105024	493500	
SHIRTS COTTON NOT KNITTED	LB				3066
100 U KINGDOM	928	4160	9208	42397	
215 INDIA			143	244	
231 HONG KONG	16469	21578	45217	51901	
305 AUSTRIA			427	899	
327 FRANCE			181	764	
336 GREECE			45	144	
344 ITALY	102	497	2356	11206	
347 JAPAN	185572	185360	627694	686543	
352 MEXICO	69	191	101	290	
354 NETHRLNDS	536	612	888	998	
365 POLAND	6944	4099	16582	19837	
376 SWITZRLND	220	1453	4930	27722	
383 HAWAII	85	419	402	2202	
400 U STATES	23684	69680	171923	459627	
	234609	288049	880097	1304774	
UNDERWEAR COTTON KNITTED	LB				3067
100 U KINGDOM	25374	53447	69011	148932	
215 INDIA			21858	18144	
231 HONG KONG			3390	2782	
306 BELGIUM			339	588	
335 GERMANY W	166	630	385	1100	
347 JAPAN			2185	3005	
354 NETHRLNDS	2543	4471	9105	16846	
376 SWITZRLND	73	681	104	990	
389 IRELAND			103	196	
400 U STATES	10616	24089	37826	87283	
	38772	83318	144306	279866	
COTTON CLOTHING N O P WOVEN	LB				3068
100 U KINGDOM	6263	21287	27766	105460	
224 JAMAICA	14	103	14	103	
231 HONG KONG	5050	6054	32908	39473	
234 AUSTRALIA			122	716	
305 AUSTRIA	39	484	463	5562	
306 BELGIUM	2000	3116	2882	6082	
317 CZECHO S			236	362	

IMPORTS INTO CANADA FOR CONSUMPTION

Articles and Countries from which Imported	MONTH OF JULY 1957		SEVEN MONTHS ENDED JULY 1957		Class Number
	Quantities	Values (\$)	Quantities	Values (\$)	
318 DENMARK	148	350	199	585	
327 FRANCE	17	231	1590	13296	
335 GERMANY W	314	2062	3007	19209	
337 GUATEMALA	60	377	446	1776	
344 ITALY	505	3534	10626	43299	
347 JAPAN	75704	88510	934057	1243258	
352 MEXICO	431	1139	2487	7595	
354 NETHRLNDS	301	424	4943	11263	
360 ISRAEL	1740	4561	6981	24440	
367 AZORES			394	2923	
375 SWEDEN	10	144	616	2914	
376 SWITZRLND	909	6712	6808	44631	
383 HAWAII	30	259	1512	10730	
400 U STATES	52435	132695	473719	1272652	
	145970	272042	1511776	2856329	
DRESSES WVN COTT WOMENS CHLDNS	NO				3069
100 U KINGDOM	15	251	2139	21867	
231 HONG KONG			14438	8489	
305 AUSTRIA			87	908	
306 BELGIUM	4	60	120	240	
327 FRANCE			1444	11833	
335 GERMANY W	69	445	180	1169	
344 ITALY	243	1187	745	4314	
347 JAPAN	3084	3321	24418	20524	
352 MEXICO	30	219	220	554	
354 NETHRLNDS			4	80	
367 AZORES			744	700	
372 SPAIN			22	80	
376 SWITZRLND	2	77	947	9081	
383 HAWAII	138	837	3011	18688	
389 IRELAND			11	67	
400 U STATES	21228	63662	269461	942053	
	24813	70059	317991	1040647	
SMOCKS OVRALLS WVN COTT MENS	LB				3070
231 HONG KONG	6008	4417	9686	7741	
347 JAPAN	3056	4273	78757	96756	
354 NETHRLNDS	64	69	2081	2680	
400 U STATES	14093	22961	159086	275482	
	23221	31720	249610	382659	
RAINCOATS WATERPROOFED COTT	NO				3071
100 U KINGDOM	788	8186	15449	122287	
231 HONG KONG	360	352	1620	2767	
306 BELGIUM			222	1868	
318 DENMARK			28	534	
335 GERMANY W	372	3257	5580	59417	
344 ITALY			119	3698	
359 NORWAY	24	250	312	1378	
360 ISRAEL			1752	12099	
375 SWEDEN			30	444	
376 SWITZRLND			33	424	
400 U STATES	1596	4726	9199	37436	
	3140	16771	34344	242352	
CLTHG NOP COTT KNIT INFTS CHLD	LB				3072
100 U KINGDOM	8771	24063	33641	88188	
231 HONG KONG			9421	11138	
306 BELGIUM			851	2831	
327 FRANCE	598	1014	638	1475	
335 GERMANY W	273	771	2230	8524	
344 ITALY			66	152	
347 JAPAN	5500	6868	114271	150859	
354 NETHRLNDS			949	3120	
400 U STATES	3180	8711	27448	75850	
	18322	41427	189515	342137	
CLTHG NOP COTT KNIT WOMNS GRLS	LB				3073
100 U KINGDOM	1594	4089	16273	48257	
305 AUSTRIA	36	369	115	1325	
318 DENMARK			134	366	
327 FRANCE			5	103	
335 GERMANY W			143	209	
344 ITALY			420	2789	
347 JAPAN	1278	3090	41432	49458	
354 NETHRLNDS			847	1285	
376 SWITZRLND			353	4210	
389 IRELAND			144	314	
400 U STATES	656	2692	17372	59284	
	3564	10240	77238	167600	
CLTHG NOP COTT KNIT MENS BOYS	LB				3074
100 U KINGDOM	3797	9319	44115	104320	
215 INDIA	1595	1170	23302	18870	
231 HONG KONG	1335	2275	29691	25006	
305 AUSTRIA			260	696	
318 DENMARK			19	176	
327 FRANCE			3064	8422	
335 GERMANY W	30	67	1733	3719	
336 GREECE			45	88	
344 ITALY	33	179	819	5539	
347 JAPAN	11783	10519	334933	342981	
354 NETHRLNDS			1018	1975	
359 NORWAY	739	1087	1076	1815	
376 SWITZRLND			593	4022	
389 IRELAND			95	437	
400 U STATES	3518	8482	54781	128216	
	22830	33098	495544	646282	

IMPORTS INTO CANADA FOR CONSUMPTION

Articles and Countries from which Imported	MONTH OF JULY 1957		SEVEN MONTHS ENDED JULY 1957		Class Number
	Quantities	Values (\$)	Quantities	Values (\$)	
BAGS COTTON					
231 HONG KONG	LB		1896	1215	3082
400 U STATES		3162 3433	48044	34577	
		3162	49940	35792	
BELTING OF COTTON					
100 U KINGDOM	LB	7216 8474	25959	30243	3083
400 U STATES		10629 22086	88462	185629	
		17845 30560	114421	215872	
BLANKETS OF COTTON					
100 U KINGDOM	LB	1563 1484	19331	16033	3084
306 BELGIUM		75718 62291	349337	266484	
317 CZECHOS			2425	699	
335 GERMANY W		3851 3087	91371	61925	
344 ITALY			8005	3890	
347 JAPAN			164401	36533	
354 NETHRLNOS		3179 1740	41941	19187	
400 U STATES		6822 8619	64311	74312	
		91133 77221	741122	479063	
TAPE AND WEBBING HOOK AND EYE					
100 U KINGDOM	LB	243 472	1526	2437	3085
400 U STATES		230 479	1058	2502	
		473 951	2584	4939	
BRAIDED WICK FOR CANDLES					
100 U KINGDOM				732	3086
335 GERMANY W		399		399	
372 SPAIN				936	
400 U STATES		1869		15460	
		2268		17527	
CURTAINS COTTON N O P					
100 U KINGDOM	LB	254 589	1098	2939	3087
305 AUSTRIA			12	83	
335 GERMANY W			152	148	
344 ITALY			176	293	
354 NETHRLNDS			80	112	
376 SWITZRLNO			299	1570	
400 U STATES		8889 18568	61580	115468	
		9143 19157	63397	120613	
TABLE AND TRAY CLOTHS COTTON					
100 U KINGDOM	LB	7383 16274	45899	99841	3088
215 INDIA			255	736	
216 PAKISTAN			101	1132	
231 HONG KONG		3559 9351	26089	54188	
306 BELGIUM		1154 2408	2170	4193	
313 CHINA		2455 4204	40968	74842	
318 DENMARK		1248 1723	1248	1723	
327 FRANCE		184 1360	624	3134	
335 GERMANY W		1122 2065	4151	11402	
344 ITALY			45	81	
347 JAPAN		9183 9469	80945	73160	
352 MEXICO		12 59	12	59	
354 NETHRLNDS		12413 16896	33963	68074	
367 AZORES		30 102	168	929	
373 CANARY IS			144	431	
376 SWITZRLNO		23 244	532	3436	
388 YUGO SLAV			21	116	
400 U STATES		8236 13374	47501	78924	
		47002 77529	284836	476471	
DUCK SEAMLESS COTTON FOR HOSE	LB				3089
FRINGES AND TASSELS COTTON					
400 U STATES	LB		495	1169	3090
			495	1169	
HANDKERCHIEFS COTTON					
100 U KINGDOM	LB	16657 45135	103746	277599	3091
231 HONG KONG		66 551	236	2007	
305 AUSTRIA		205 919	393	2065	
306 BELGIUM			50	213	
317 CZECHOS		583 1479	8506	16702	
327 FRANCE		35 645	98	1578	
335 GERMANY W			183	972	
344 ITALY		21 143	555	1205	
347 JAPAN		20690 21905	137031	142413	
354 NETHRLNDS			904	2769	
367 AZORES			9	492	
376 SWITZRLNO		759 7118	9382	88446	
400 U STATES		2500 6228	20836	59697	
		41516 84123	281929	596158	
LAOOR TAPES FOR BLINDS					
100 U KINGDOM	LB	886 1175	3047	4625	3092
400 U STATES		120 172	6738	5924	
		1006 1347	9785	10549	
MANTLE STOCKING FOR GAS LIGHT					
304 ARGENTINA				13969	3093
400 U STATES		420		846	
		420		14815	
QUILTS COUNTERPANES COTTON					
100 U KINGDOM	LB	3343 4673	15864	21521	3094
215 INDIA		38 121	1822	2282	
231 HONG KONG		165 324	165	324	
335 GERMANY W			35	58	
344 ITALY			1288	1080	
347 JAPAN			21713	14388	
354 NETHRLNDS		812 1105	8504	9245	
372 SPAIN		1615 1061	12099	7704	
400 U STATES		41954 56984	549114	677928	
		47927 64268	610604	735230	

IMPORTS INTO CANADA FOR CONSUMPTION

Articles and Countries from which Imported		MONTH OF JULY 1957		SEVEN MONTHS ENDED JULY 1957		Class Number
		Quantities	Values (\$)	Quantities	Values (\$)	
SHEETS COTTON		LB				3095
100	U KINGDOM	4936	4810	14512	16069	
215	INDIA			50	60	
231	HONG KONG			200	376	
306	BELGIUM	5787	4792	19697	16553	
335	GERMANY W			71	134	
347	JAPAN			7445	6632	
354	NETHRLNDS			1025	1741	
367	AZORES	493	1213	2402	6273	
376	SWITZRLND			25	104	
400	U STATES	30522	36745	405460	471855	
		41738	47560	450887	519797	
TOWELS COTTON		LB				3096
100	U KINGDOM	1644	2175	20144	23247	
215	INDIA	3583	2498	11816	7524	
231	HONG KONG	21072	14612	143374	90037	
306	BELGIUM	775	1162	2994	3363	
317	CZECHO S	1815	1464	50976	40941	
335	GERMANY W			798	1369	
344	ITALY			92	358	
347	JAPAN	13114	9687	72656	52531	
354	NETHRLNDS	671	668	4319	5813	
372	SPAIN			220	331	
376	SWITZRLND			121	350	
400	U STATES	101969	115972	1739395	1810058	
		144643	148238	2046905	2035922	
COTTON MANUFACTURES N O P		LB				3097
100	U KINGDOM	22677	30775	91072	130779	
215	INDIA	50	289	3146	3184	
216	PAKISTAN			88	912	
231	HONG KONG			1693	3082	
234	AUSTRALIA			55	159	
305	AUSTRIA			904	1598	
306	BELGIUM	5125	6568	21380	20080	
313	CHINA	150	86	826	1800	
317	CZECHO S			75	164	
318	DENMARK	45	185	420	2153	
327	FRANCE	200	476	687	2208	
335	GERMANY W	280	1353	7236	9196	
344	ITALY			71571	19416	
347	JAPAN	20547	10016	56111	39495	
352	MEXICO			611	796	
354	NETHRLNDS	1554	1591	10624	10643	
367	AZORES	18	189	41	364	
376	SWITZRLND	9	235	970	4025	
390	GERMANY E	27	93	154	239	
400	U STATES	86683	133977	695129	975873	
		137365	185833	962793	1226166	
WASH CLOTHS BATH MATS COTTON		LB				3098
100	U KINGDOM	196	210	1083	1578	
231	HONG KONG	2331	1788	6973	4925	
306	BELGIUM			6052	3454	
317	CZECHO S			1148	797	
347	JAPAN	1520	327	6704	4190	
354	NETHRLNDS			96	132	
400	U STATES	9675	13693	237257	337958	
		13722	16018	259313	353034	
PILLOW CASES COTTON		LB				3100
100	U KINGDOM	6688	9868	29330	47321	
231	HONG KONG	9908	15952	53044	73054	
313	CHINA	1853	2607	22577	31995	
335	GERMANY W			30	116	
347	JAPAN	37989	31963	408008	326310	
354	NETHRLNDS			520	519	
367	AZORES	72	255	2670	8796	
376	SWITZRLND			32	649	
400	U STATES	4712	7108	60774	78910	
		61222	67753	576985	567670	
FLAX FIBRE AND TOW		CWT				3111
400	U STATES	30	1578	701	22854	
		30	1578	701	22854	
HEMP DRESSED OR UNDRESSED		CWT				3112
344	ITALY	331	2435	403	4771	
400	U STATES			1496	36173	
		331	2435	1899	40944	
JUTE AND JUTE BUTTS		CWT				3113
100	U KINGDOM			205	2642	
216	PAKISTAN			11931	94163	
400	U STATES			419	7700	
				12555	104505	
OAKUM OF FLAX HEMP OR JUTE		CWT				3114
100	U KINGDOM	322	4258	552	7432	
354	NETHRLNDS	1002	9172	3776	34840	
359	NORWAY			68	1283	
400	U STATES	1349	25189	8999	174556	
		2673	38619	13395	218111	
BATTS WADDING VEGETABLE FIBRES		LB				3115
400	U STATES			500	173	
				500	173	
YARNS JUTE SINGLES N O P		LB				3121
100	U KINGDOM	22068	4433	211428	36056	
215	INDIA			86657	16346	
		22068	4433	298085	52402	
YARNS VEGETABLE FIBRE SINGLES		LB				3122
100	U KINGDOM	436	388	3249	1383	
335	GERMANY W	11911	2310	13157	2558	

IMPORTS INTO CANADA FOR CONSUMPTION

Articles and Countries from which Imported	MONTH OF JULY 1957		SEVEN MONTHS ENDED JULY 1957		Class Number
	Quantities	Values (\$)	Quantities	Values (\$)	
344 ITALY	12345	5900	48441	17245	
352 MEXICO			2946	291	
400 U STATES	520	313	20687	12772	
YARNS CORDS TWINE OF JUTE NOP	25212	8911	88480	34249	
100 U KINGDOM	LB 9554	2334	94292	24270	3123
306 BELGIUM			9266	1772	
400 U STATES	595	283	3103	1922	
YARNS CORDS TWINE VEG FIB NOP	10149	2617	106661	27964	
100 U KINGDOM	LB 58550	16632	360240	113350	3124
231 HONG KONG			2000	550	
306 BELGIUM			40353	6660	
318 DENMARK	911	383	3842	1821	
335 GERMANY W			13388	3363	
344 ITALY	72	66	1027	520	
352 MEXICO	103882	12098	314434	36097	
354 NETHRLNDS			18173	2784	
360 ISRAEL	35200	4970	35200	4970	
366 PORTUGAL			14636	1932	
389 IRELAND	12000	2228	15923	2945	
400 U STATES	992	805	29713	28679	
LINEN THREAD FOR SEWING	211607	37182	848929	203671	
100 U KINGDOM	LB 20007	38291	177143	345189	3125
306 BELGIUM			1170	796	
354 NETHRLNDS			200	429	
376 SWITZRLND			168	343	
400 U STATES	167	320	2213	3879	
YARNS VEG FIBRE FOR WEAVING	20174	38611	180894	350636	
100 U KINGDOM	LB 134383	40344	767871	241105	3126
215 INDIA	100072	17257	560667	99463	
306 BELGIUM			8460	2508	
318 DENMARK			32506	25588	
354 NETHRLNDS	2579	967	2579	967	
389 IRELAND	30117	5709	289143	51698	
400 U STATES	4201	2197	98841	36871	
CANVAS TWINE OF FLAX FOR SAILS	271352	66474	1760067	458200	
100 U KINGDOM				3215	3131
400 U STATES				55	
FABRICS CHIEFLY FLAX OR HEMP				3270	
100 U KINGDOM	LB 43936	53940	331414	445915	3132
306 BELGIUM			1236	1332	
316 CUBA	613	1739	613	1739	
317 CZECHO S	247	158	3386	2702	
318 DENMARK			213	334	
327 FRANCE	55	143	55	143	
335 GERMANY W			55	166	
344 ITALY	128	517	5079	12443	
365 POLAND			2992	1360	
375 SWEDEN	119	562	2000	4523	
376 SWITZRLND	310	788	810	2401	
400 U STATES	1109	2141	9675	26762	
FABRICS JUTE UNBLEACHED N O P	46517	59988	357528	499820	
100 U KINGDOM	YD 105163	25838	707872	115996	3134
215 INDIA	10350873	797290	69582240	5495269	
216 PAKISTAN			50000	4208	
306 BELGIUM	63754	30920	402467	163756	
327 FRANCE	45511	7770	342650	58184	
335 GERMANY W			18745	3455	
347 JAPAN			100000	6675	
354 NETHRLNDS			1505	295	
400 U STATES	140591	25531	1207957	220868	
FABRICS OF JUTE N O P	10705892	887349	72413436	6068706	
100 U KINGDOM	YD		18074	8669	3135
400 U STATES	3648	557	18417	5315	
FABRIC JUTE 12INS WIDE OR LESS	3648	557	36491	13984	
100 U KINGDOM	LB		418	156	3136
215 INDIA	15317	2888	242954	45293	
400 U STATES			1709	903	
FAB VEG FIB 12INS WIDE OR LESS	15317	2888	245081	46352	
100 U KINGDOM	LB 17613	24238	170048	237965	3137
327 FRANCE			446	1517	
335 GERMANY W	158	256	1530	3948	
344 ITALY			40	113	
347 JAPAN	4590	3155	32385	20663	
354 NETHRLNDS			1415	1783	
389 IRELAND	232	120	232	120	
400 U STATES	29572	34533	226176	306381	
FABRICS VEGETABLE FIBRE N O P	52165	62302	432272	572490	
100 U KINGDOM	YD 17610	6567	75446	34341	3138
306 BELGIUM	310	112	16420	3704	
317 CZECHO S			950	719	
335 GERMANY W			186	455	
344 ITALY	179	473	179	473	
354 NETHRLNDS			2122	685	
376 SWITZRLND			19	54	
400 U STATES	4504	3407	17703	18873	
	22603	10559	113025	59304	

IMPORTS INTO CANADA FOR CONSUMPTION

Articles and Countries from which Imported	MONTH OF JULY 1957		SEVEN MONTHS ENDED JULY 1957		Class Number
	Quantities	Values (\$)	Quantities	Values (\$)	
TOWELLING TABLE CLOTHS IN WEB	LB				3139
100 U KINGDOM	13736	15845	70285	87520	
306 BELGIUM			340	375	
313 CHINA			650	2296	
317 CZECHO S	8575	6242	63897	47063	
335 GERMANY W			56	117	
344 ITALY			104	764	
365 POLAND	6176	4577	46590	31840	
376 SWITZRLND			420	639	
389 IRELAND			795	882	
400 U STATES	69	347	4644	7240	
	28556	27011	187781	178736	
WOVEN DRESS LINENS	LB				3140
100 U KINGDOM			3942	5853	
			3942	5853	
CLOTHING VEGETABLE FIBRES NOP	LB				3162
100 U KINGDOM	87	501	7627	43654	
231 HONG KONG	5	62	1925	2013	
306 BELGIUM			14	62	
327 FRANCE	9	77	243	2622	
335 GERMANY W			1127	2746	
344 ITALY			81	900	
347 JAPAN			5668	6205	
360 ISRAEL			100	308	
364 PHIL			515	4639	
376 SWITZRLND	148	870	549	2784	
383 HAWAII			246	229	
388 YUGO SLAV			7	113	
400 U STATES	1659	6249	37891	133865	
	1908	7759	55993	200140	
BAGS OF HEMP LINEN JUTE SISAL	LB				3171
215 INDIA			557482	93464	
344 ITALY			100	180	
400 U STATES	10261	2194	39897	9181	
	10261	2194	597479	102825	
CARPETING RUGS HEMP JUTE SISAL					3172
100 U KINGDOM		11508		167724	
215 INDIA				4694	
231 HONG KONG				850	
305 AUSTRIA				8687	
306 BELGIUM		15608		110741	
317 CZECHO S		3311		9997	
327 FRANCE				37820	
335 GERMANY W				6373	
344 ITALY				3218	
347 JAPAN				1095	
354 NETHRLNDS		23895		108016	
383 HAWAII		185		247	
389 IRELAND		10345		22224	
400 U STATES		1130		28558	
		65982		510244	
QUILTS BATH MATS VEG FIBRE NOP	LB				3173
100 U KINGDOM			692	1121	
344 ITALY	2677	1656	40654	34600	
347 JAPAN	3185	2093	104991	59741	
354 NETHRLNDS			611	1292	
400 U STATES	3481	4932	33449	49685	
	9343	8681	180397	146439	
FIRE HOSE LINEN					3174
100 U KINGDOM		45921		166687	
400 U STATES				527	
		45921		167214	
HANDKERCHIEFS FLAX OR HEMP	LB				3175
100 U KINGDOM	13297	56301	54476	232754	
231 HONG KONG	625	5971	4335	44940	
305 AUSTRIA			7	255	
313 CHINA			8	108	
327 FRANCE	30	475	138	1111	
367 AZORES			29	509	
376 SWITZRLND	129	1253	809	9410	
400 U STATES			92	525	
	14081	64000	59894	289612	
SAILS FOR BOATS AND SHIPS					3176
100 U KINGDOM		4977		23080	
318 DENMARK		312		599	
335 GERMANY W				50	
400 U STATES		15282		31976	
		20571		55705	
TOWELS GLASS CLOTHS CRASH HUCK	LB				3177
100 U KINGDOM	19657	23717	108197	138389	
317 CZECHO S	26791	22579	120712	95880	
318 DENMARK	399	852	399	852	
367 AZORES			83	572	
389 IRELAND			334	373	
400 U STATES	232	416	1830	3297	
	47079	47564	231555	239363	
SHEETS TABLECLOTHS TOWELS FLAX	LB				3178
100 U KINGDOM	44769	102666	228150	558788	
220 BERMUDA			13	158	
231 HONG KONG	676	2399	4169	20786	
306 BELGIUM	237	575	4645	6374	
313 CHINA	450	610	5744	13639	
317 CZECHO S	1849	1708	37297	32751	
318 DENMARK	448	972	448	972	
327 FRANCE			50	281	
335 GERMANY W			1255	1190	

IMPORTS INTO CANADA FOR CONSUMPTION

Articles and Countries from which Imported	MONTH OF JULY 1957		SEVEN MONTHS ENDED JULY 1957		Class Number
	Quantities	Values (\$)	Quantities	Values (\$)	
344 ITALY	39	165	878	2027	
347 JAPAN			11426	10531	
354 NETHRLNDS	136	232	525	1287	
367 AZORES	1432	10814	3926	31889	
373 CANARY IS			2170	9022	
375 SWEDEN			96	143	
376 SWITZRLND			224	729	
383 HAWAII			27	154	
389 IRELAND			74	235	
400 U STATES	1951	2315	11958	21096	
	51987	122456	313075	712052	
JUTE MANUFACTURES N O P	LB				3179
100 U KINGDOM			13038	8322	
400 U STATES	419	618	15338	8506	
	419	618	28376	16828	
VEGETABLE FIBRE MFRS N O P	LB				3180
100 U KINGDOM	25325	26301	231851	313868	
215 INDIA			1191	836	
216 PAKISTAN			1220	2266	
231 HONG KONG	741	2445	4075	7267	
305 AUSTRIA			63	169	
306 BELGIUM	1040	1159	13865	18492	
317 CZECHO S	2086	1426	3482	2496	
318 DENMARK	76	167	173	264	
327 FRANCE	2257	5273	12968	19944	
335 GERMANY W	2680	1784	13111	15168	
344 ITALY	1366	1794	21066	15005	
347 JAPAN	55781	43232	454714	335692	
352 MEXICO			150	56	
354 NETHRLNDS	635	577	11025	13182	
359 NORWAY	40	51	1265	1403	
367 AZORES	137	945	410	2853	
373 CANARY IS			86	396	
375 SWEDEN	600	571	1765	1614	
376 SWITZRLND	17	56	2397	3874	
383 HAWAII			111	124	
390 GERMANY E	704	1148	1112	2961	
400 U STATES	176047	204432	1448904	1524521	
	269532	291361	2225004	2282451	
RAW SILK AND COCOONS	LB				3201
400 U STATES	1489	6478	15674	70870	
	1489	6478	15674	70870	
GARNETTED SILK WASTES	LB				3202
400 U STATES	420	794	21135	41836	
	420	794	21135	41836	
YARNS THROWN SILK IN THE GUM	LB				3211
400 U STATES			488	2951	
			488	2951	
YARNS SINGLES SPUN SILK N O P	LB				3212
100 U KINGDOM			1403	889	
344 ITALY			5157	10053	
400 U STATES			4124	17808	
			10684	28750	
THREADS CORDS TWIST SILK N O P	LB				3213
100 U KINGDOM	29	514	206	2551	
335 GERMANY W	12	148	46	529	
347 JAPAN	17	168	17	168	
400 U STATES	55	531	1234	10065	
	113	1361	1503	13313	
YARN SILK FOR KNITTING WEAVING	LB				3214
100 U KINGDOM			909	3278	
400 U STATES			1018	6410	
			1927	9688	
YARNS SILK METALLIC COVERED	LB				3215
YARNS SILK N O P	LB				3216
100 U KINGDOM			40	714	
344 ITALY			124	1006	
400 U STATES			1087	7585	
			1251	9305	
BOLTING CLOTH NOT MADE UP	YD				3221
100 U KINGDOM			45	158	
335 GERMANY W	100	307	100	307	
347 JAPAN			7424	9913	
376 SWITZRLND	777	2469	9940	26709	
400 U STATES	1354	4515	13265	36312	
	2231	7291	30774	73399	
KNITTED FABRICS SILK	LB				3222
FABRICS SILK 20 IN UNFINISHED	YD				3223
400 U STATES	3150	722	16994	4874	
	3150	722	16994	4874	
FABRICS SILK N O P	YD				3224
100 U KINGDOM	1047	2418	11599	32361	
215 INDIA	541	1202	3254	7213	
231 HONG KONG	984	783	2249	1774	
306 BELGIUM			485	755	
313 CHINA			1859	1825	
327 FRANCE	2522	5054	48375	80988	
335 GERMANY W	1385	1124	7160	7243	
344 ITALY	1880	5475	48130	144754	
347 JAPAN	47615	45175	379738	282382	
371 THAILAND			63	365	
376 SWITZRLND	4110	6888	40746	76637	
400 U STATES	101814	116920	1022652	1173956	
	161898	185039	1566310	1810253	

IMPORTS INTO CANADA FOR CONSUMPTION

Articles and Countries from which Imported	MONTH OF JULY 1957		SEVEN MONTHS ENDED JULY 1957		Class Number
	Quantities	Values (\$)	Quantities	Values (\$)	
FABRICS SILK 26 INCHES OR LESS 100 U KINGDOM 313 CHINA 344 ITALY 400 U STATES	YD 251	864	1075 178 454 574	3849 137 1512 381	3225
	251	864	2281	5879	
RIBBONS SILK UNDER 12 INCHES 100 U KINGDOM 327 FRANCE 376 SWITZRLND 400 U STATES	LB 38	826	4 118 67	62 1918 758	3228
	173	3312	1556	29883	
	211	4138	1745	32621	
FABRICS SILK FOR NECKWEAR 100 U KINGDOM 305 AUSTRIA 306 BELGIUM 327 FRANCE 335 GERMANY W 344 ITALY 347 JAPAN 376 SWITZRLND 389 IRELAND 400 U STATES	YD 25 3899 505 513 18664 21771 2525 13313	51 5699 488 756 21440 28332 1830 18895	17591 16816 6157 23247 228268 67110 39668 83325 45	16185 24774 6254 27631 243282 95346 25229 135276 138	3229
	39652	45929	534839	682733	
	100867	123420	1017066	1256848	
UMBRELLA COVERING FABRICS 305 AUSTRIA 327 FRANCE 335 GERMANY W 344 ITALY 347 JAPAN 376 SWITZRLND 400 U STATES	YD 1992 4024	786 1284	3005 41393 49208 1012 1200 616	823 12707 12821 828 262 201	3230
	33667	16350	193129	115500	
	39683	18420	289563	143142	
FABRICS PILE SILK OR SYNTHETIC 100 U KINGDOM 306 BELGIUM 327 FRANCE 335 GERMANY W 344 ITALY 347 JAPAN 376 SWITZRLND 400 U STATES	YD 484 3717 23750 2586	841 16116 28424 5976	673 7153 39195 10533 279 900 100	2568 30902 45928 19491 800 497 144	3232
	33742	125121	162297	400587	
	64379	176622	221130	500917	
SOCKS AND STOCKINGS SILK 100 U KINGDOM 400 U STATES	OZ PR 80 141	2635 9085	264 1966	10069 84997	3244
	221	11720	2230	95066	
UNDERWEAR SILK KNITTED 100 U KINGDOM	LB 21		21	441	3245
				441	
CLOTHING SILK M O P 100 U KINGDOM 231 HONG KONG 305 AUSTRIA 313 CHINA 327 FRANCE 335 GERMANY W 344 ITALY 347 JAPAN 376 SWITZRLND 383 HAWAII 389 IRELAND 400 U STATES	OZ 6904 528 692 8910 4688 4693 3677	9901 521 1454 7505 971 3583 2297	37505 4170 2608 1258 1993 304 33474 51850 20266 32 108 67366	60913 2224 2994 303 3568 256 39952 9388 21499 50 140 41222	3246
	30092	26232	220934	182509	
DRESSES SILK WOMENS CHILDRENS 100 U KINGDOM 231 HONG KONG 305 AUSTRIA 327 FRANCE 344 ITALY 347 JAPAN 375 SWEDEN 376 SWITZRLND 383 HAWAII 400 U STATES	NO 30 1 9 6 23 594	2602 71 130 338 1480	338 241 15 170 167 16 6 268 23 11327	20433 2832 186 24779 5072 250 338 13559 398 282904	3247
	663	17429	12571	350751	
CLOTHING SILK WOMENS CHILDRENS 100 U KINGDOM 215 INDIA 231 HONG KONG 305 AUSTRIA 306 BELGIUM 313 CHINA 327 FRANCE 335 GERMANY W 336 GREECE 344 ITALY 347 JAPAN 367 AZORES 371 THAILAND 376 SWITZRLND 383 HAWAII 400 U STATES	OZ 1428 969 4786 176 4414 296 16883 202308 1784 4612	2938 1412 2089 616 6099 288 19634 65391 4043 3081	12765 2840 30967 2195 399 2094 36188 3176 108 61485 1233232 84 131 11338 42 64971	31204 2725 13443 4657 496 754 41441 1199 58 69342 338302 110 249 17090 62 51144	3248
	237656	105591	1462015	572276	
HANDKERCHIEFS SILK 100 U KINGDOM	OZ 35	69	248	642	3251

IMPORTS INTO CANADA FOR CONSUMPTION

Articles and Countries from which Imported	MONTH OF JULY 1957		SEVEN MONTHS ENDED JULY 1957		Class Number
	Quantities	Values (\$)	Quantities	Values (\$)	
344 ITALY			112	235	
347 JAPAN			72325	16374	
376 SWITZRLND	3040	745	2092	3314	
	124	214			
	3199	1028	74777	20565	
SILK MANUFACTURES N O P	0Z				3252
100 U KINGDOM	1112	1339	2122	2989	
231 HONG KONG	640	360	2380	1214	
327 FRANCE			3228	1766	
344 ITALY	445	335	2094	1874	
347 JAPAN	4192	200	26653	4778	
376 SWITZRLND			232	306	
400 U STATES	1892	708	13863	8569	
	8281	2942	50572	21496	
WOOL IN THE GREASE	LB				3261
100 U KINGDOM	29808	27402	577046	434175	
207 UN SO AFR			115277	45660	
215 INDIA	14272	12686	43202	35273	
216 PAKISTAN	13789	12103	13789	12103	
234 AUSTRALIA	1004	725	1149908	891223	
236 NEW ZEAL	633489	420011	3558971	2438360	
304 ARGENTINA			127985	86406	
386 URUGUAY			223285	218295	
389 IRELAND			2927	2191	
400 U STATES	223130	194808	1956552	1780184	
	915492	667735	7768942	5943870	
WOOL WASHED OR SCOURED	LB				3262
100 U KINGDOM	81364	86854	919138	813748	
207 UN SO AFR	57805	43841	428059	325167	
234 AUSTRALIA	324846	307249	2216410	2040125	
236 NEW ZEAL	481665	371259	1470149	1114162	
304 ARGENTINA	42256	37215	318903	260574	
306 BELGIUM	31211	26461	96712	82384	
327 FRANCE	29205	17192	102000	69739	
347 JAPAN			450	360	
354 NETHRLNDS			25049	20573	
386 URUGUAY			12835	12344	
389 IRELAND	13939	11748	23961	20545	
400 U STATES	55747	56845	750045	664947	
	1118038	958664	6363711	5424668	
WOOL PULLED OR SLIPEO	LB				3263
100 U KINGDOM	33573	26819	249247	188243	
207 UN SO AFR			5157	4236	
236 NEW ZEAL	89529	69279	279310	213771	
304 ARGENTINA	1053	986	42352	26561	
400 U STATES			31174	21528	
	124155	97084	607240	454339	
HAIR OF CAMEL ALPACA GOAT NOP	LB				3264
100 U KINGDOM			2439	3542	
306 BELGIUM	22	279	3610	52278	
347 JAPAN	50	693	100	1468	
400 U STATES	3716	16436	38998	90944	
	3788	17408	45147	148232	
MOILS WOOL	LB				3265
100 U KINGDOM	8513	8381	96760	104891	
306 BELGIUM	5049	5583	10341	11384	
386 URUGUAY			6587	4731	
400 U STATES			10935	7906	
	13562	13964	124623	128912	
GARNETTED WOOL WASTE	LB				3267
100 U KINGDOM	15619	20610	129039	130221	
306 BELGIUM			8243	10406	
400 U STATES	5593	6520	117055	143178	
	21212	27130	254337	283805	
WOOL TOPS DRY COMBED	LB				3268
100 U KINGDOM	90941	149931	991282	1607129	
207 UN SO AFR			23974	36301	
327 FRANCE			500	1275	
400 U STATES			100	320	
	90941	149931	1015856	1645025	
WOOL TOPS OIL COMBED	LB				3269
100 U KINGDOM	555228	840989	5403164	7794509	
207 UN SO AFR	14944	21444	63585	92612	
234 AUSTRALIA	7496	8825	12513	16039	
400 U STATES			996	2405	
	577668	871258	5480258	7905565	
HAIR TOPS	LB				3270
100 U KINGDOM			596	438	
400 U STATES			17149	25538	
			17745	25976	
YARNS OR WARPS HAIR FOR WFRERS	LB				3273
100 U KINGDOM	33026	28655	284931	269472	
400 U STATES	1377	307	11497	2429	
	34403	28962	296428	271901	
YARN MOHAIR FOR PILE FABRICS	LB				3274
100 U KINGDOM	5529	13802	21634	53474	
400 U STATES	1578	4424	1578	4424	
	7107	18226	23212	57898	
YARNS WOOL FOR 6 OZ FABRICS	LB				3275
100 U KINGDOM	23237	49800	161531	353330	
	23237	49800	161531	353330	
WOOLLEN SPUN YARN	LB				3276
100 U KINGDOM	9500	24484	210465	286539	
306 BELGIUM			1458	5189	
317 CZECHO S			1068	11545	
327 FRANCE	278	1053	7554	26653	
335 GERMANY W	868	2163	7001	14718	

IMPORTS INTO CANADA FOR CONSUMPTION

Articles and Countries from which Imported	MONTH OF JULY 1957		SEVEN MONTHS ENDED JULY 1957		Class Number
	Quantities	Values (\$)	Quantities	Values (\$)	
344 ITALY			362	989	
354 NETHRLNDS			176	390	
400 U STATES			4101	9902	
	766	1652			
WORSTED SPUN YARN	11412	29352	232185	355925	
100 U KINGDOM	LB 77210	149427	465645	928938	3277
306 BELGIUM			17308	41731	
318 DENMARK			569	1215	
327 FRANCE	1453	10733	73866	211943	
335 GERMANY W	1425	3566	9422	22796	
344 ITALY			652	2028	
354 NETHRLNDS			4552	9343	
376 SWITZRLND			396	1145	
400 U STATES	564	3116	8516	32346	
	80652	166842	580926	1251485	
WOOL FAB IN GRAY OVR 4 TO 6 OZ	LB 3435	6409	10902	23411	3281
100 U KINGDOM			3257	4678	
344 ITALY			14159	28089	
	3435	6409	14159	28089	
WOOL FAB IN GRAY 4 OZ OR LESS	LB 26361	74508	109110	303037	3282
100 U KINGDOM			109110	303037	
	26361	74508	109110	303037	
KNITTED FABRICS W O O L N O P	LB 2366	8189	9489	33093	3283
100 U KINGDOM			560	2346	
327 FRANCE			22364	78454	
400 U STATES	10365	38387	32413	113893	
	12731	46576	32413	113893	
FLANNELS	LB 118291	343223	681556	1872684	3284
100 U KINGDOM			223	939	
306 BELGIUM			379	1266	
317 CZECHOS			5169	26498	
327 FRANCE	48	243	4891	10590	
335 GERMANY W	2189	4891	47985	59761	
344 ITALY	13194	16949	241	432	
347 JAPAN			714	2029	
354 NETHRLNDS	188	616	10160	46778	
376 SWITZRLND			1513	7941	
400 U STATES	158	789	751838	2028918	
	134068	366711	751838	2028918	
FELT CLOTH N O P	LB 96	220	573	1123	3285
318 DENMARK			609	1642	
400 U STATES	96	220	1182	2765	
	96	220	1182	2765	
OVERCOATINGS	LB 131775	244036	1190975	2329897	3286
100 U KINGDOM			1081	4804	
306 BELGIUM	803	4074	2704	12396	
327 FRANCE			231	708	
335 GERMANY W	109	154	300110	365822	
344 ITALY	59883	66431	48	283	
347 JAPAN			4115	12828	
354 NETHRLNDS	357	1071	100	375	
376 SWITZRLND			81	162	
389 IRELAND			4841	9950	
400 U STATES			1504286	2737225	
	192927	315766	1504286	2737225	
TWEEDS	LB 186709	396432	1344598	3173753	3287
100 U KINGDOM			88	414	
227 BAHAMAS			2144	4363	
306 BELGIUM	100	206	3213	18448	
327 FRANCE	2192	13587	3850	6567	
335 GERMANY W	502	929	522178	466463	
344 ITALY	125657	120274	590	1809	
354 NETHRLNDS	191	627	57	369	
376 SWITZRLND	32	150	15829	40958	
389 IRELAND	3770	10028	8158	26995	
400 U STATES	866	2613	1900705	3740139	
	320019	544846	1900705	3740139	
WORSTEDS AND SERGES	LB 667111	1971631	4088511	12952832	3288
100 U KINGDOM			256	1764	
227 BAHAMAS			8239	38609	
234 AUSTRALIA			1776	5639	
305 AUSTRIA	51	175	15349	64360	
306 BELGIUM	2709	10850	1271	3460	
317 CZECHOS			1639	4236	
318 DENMARK			72631	382508	
327 FRANCE	9853	53442	20744	63737	
335 GERMANY W	5284	16866	1238343	1695122	
344 ITALY	213466	288490	27233	80974	
347 JAPAN	4982	17055	25959	77481	
354 NETHRLNDS	5064	15459	148	315	
360 ISRAEL			1739	4637	
375 SWEDEN			5471	29926	
376 SWITZRLND	761	5255	538	1875	
386 URUGUAY			5231	17346	
389 IRELAND	1500	3225	43150	178438	
400 U STATES	7926	35313	5558228	15603259	
	918707	2417761	5558228	15603259	
WOVEN FABRICS N O P W O O L	LB 50699	79709	321771	631582	3289
100 U KINGDOM			160	1227	
227 BAHAMAS	16	134	260	646	
305 AUSTRIA	136	338	1390	8705	
306 BELGIUM			1390	3521	
318 DENMARK	472	1089	9921	57793	
327 FRANCE	486	2674	6254	17781	
335 GERMANY W	1008	3891	175740	230618	
344 ITALY	41007	48972			

IMPORTS INTO CANADA FOR CONSUMPTION

Articles and Countries from which Imported	MONTH OF JULY 1957		SEVEN MONTHS ENDED JULY 1957		Class Number
	Quantities	Values (\$)	Quantities	Values (\$)	
347 JAPAN			1825	10977	
354 NETHRLNDS			1786	4010	
375 SWEDEN			17	101	
376 SWITZRLND	1541	6457	3263	14564	
389 IRELAND			85	166	
400 U STATES	5847	20997	54633	161783	
	101212	164261	578495	1143474	
LUSTRES ITALIAN LININGS	LB				3290
400 U STATES			525	698	
			525	698	
WOOL FAB 12 INS WIDE OR LESS	LB				3291
100 U KINGDOM	84	431	907	3337	
327 FRANCE	67	370	1305	6053	
335 GERMANY W			78	561	
376 SWITZRLND	29	156	59	324	
400 U STATES			337	1474	
	180	957	2686	11749	
WOOL FABRICS CUT PILE PLUSH	LB				3292
100 U KINGDOM	2934	9817	9923	27590	
306 BELGIUM	106	201	1650	3109	
335 GERMANY W	1166	2506	4073	6154	
400 U STATES	39	341	6091	22345	
	4245	12865	21737	59198	
BILLIARD CLOTH OF WOOL FABRIC	LB				3293
100 U KINGDOM	2197	8258	18578	71347	
	2197	8258	18578	71347	
MELTON CLOTH FOR TENNIS BALLS	LB				3294
100 U KINGDOM			997	2150	
			997	2150	
SLIPPER CLOTH FOR FOOTWEAR	LB				3295
FILTER PRESS CLOTH OF WOOL	LB				3296
CARPETS AXMINSTER IN ROLLS	SQ FT				3301
100 U KINGDOM	124063	58659	744975	368796	
306 BELGIUM	9288	3305	94189	39206	
327 FRANCE	3773	1540	28489	12546	
335 GERMANY W	1842	738	21490	9682	
400 U STATES	2493	896	34452	13464	
	141459	65138	923595	443694	
CARPETS AXMINSTER SQUARES	SQ FT				3302
100 U KINGDOM	71603	33162	453962	217731	
306 BELGIUM			1499	579	
317 CZECHOS	26599	6508	33071	7684	
318 DENMARK			44	79	
327 FRANCE			3876	2777	
335 GERMANY W			1642	817	
344 ITALY			10544	4726	
375 SWEDEN			26627	12844	
400 U STATES	2343	2149	39999	23630	
	100545	41819	571264	270867	
CARPET BRUSSELS WILTON IN ROLL	SQ FT				3303
100 U KINGDOM	553089	301442	3597943	1913759	
306 BELGIUM	530995	243600	5300990	2427720	
318 DENMARK			5315	1170	
327 FRANCE	231	209	41531	18475	
335 GERMANY W	31864	18524	139726	74907	
344 ITALY	23340	8445	41217	14946	
347 JAPAN	37949	13875	48530	17131	
354 NETHRLNDS	3459	1518	10725	4534	
375 SWEDEN			191	137	
400 U STATES	24074	11792	228385	120908	
	1205001	599405	9414553	4593687	
CARPET BRUSSELS WILTON SQUARES	SQ FT				3304
100 U KINGDOM	53975	21320	402809	189416	
306 BELGIUM	36026	18009	107648	47153	
318 DENMARK	401	235	549	354	
327 FRANCE	918	662	17629	14951	
335 GERMANY W			7188	4488	
344 ITALY			208	182	
375 SWEDEN			368	385	
400 U STATES	3396	2557	33680	30754	
	94716	42783	570079	287683	
CARPETS INGRAIN IN ROLLS	SQ FT				3305
100 U KINGDOM			12264	2435	
306 BELGIUM			10205	4948	
400 U STATES	1427	1664	7714	6790	
	1427	1664	30183	14173	
CARPETS INGRAIN SQUARES	SQ FT				3306
100 U KINGDOM			20064	6275	
215 INDIA	1620	462	27543	6118	
231 HONG KONG			79993	20510	
306 BELGIUM			8683	4566	
313 CHINA	4470	722	75672	19000	
347 JAPAN			51799	13452	
354 NETHRLNDS			1615	576	
359 NORWAY			730	404	
400 U STATES	555	681	2326	1880	
	6645	1865	268425	72781	
CARPETS ORIENTAL	SQ FT				3307
100 U KINGDOM	2167	1416	18692	16227	
215 INDIA	141619	131080	659255	607763	
216 PAKISTAN			200	125	
231 HONG KONG			632	2074	
313 CHINA			1547	4761	
328 FR AFRICA			542	896	

IMPORTS INTO CANADA FOR CONSUMPTION

Articles and Countries from which Imported	MONTH OF JULY 1957		SEVEN MONTHS ENDED JULY 1957		Class Number
	Quantities	Values (\$)	Quantities	Values (\$)	
335 GERMANY W			443	504	
342 IRAN	123	368	15032	37619	
344 ITALY			102	80	
347 JAPAN	13220	7206	13220	7206	
352 MEXICO			939	1055	
353 MOROCCO	273	480	1325	2249	
354 NETHRLNDS	54	50	837	535	
372 SPAIN			240	790	
375 SWEDEN			2511	1206	
376 SWITZRLND			134	401	
379 TURKEY	156	410	156	410	
384 PRICO			6756	13452	
389 IRELAND			1069	4018	
391 LEBANON			622	964	
400 U STATES	3244	7771	17058	30680	
	160856	148781	741312	733015	
CARPETS TAPESTRY IN ROLLS	SQ FT				3308
306 BELGIUM	1994	1274	13424	6223	
317 CZECHO S			4842	576	
327 FRANCE	24946	9993	303877	120485	
335 GERMANY W	27567	17901	90279	58632	
344 ITALY			984	303	
375 SWEDEN			1868	900	
	54507	29168	415274	187119	
CARPETS TAPESTRY SQUARES	SQ FT				3309
327 FRANCE			195	241	
			195	241	
MATS HEARTH RUGS AND RUNNERS	SQ FT				3310
100 U KINGDOM	11172	3817	25332	8990	
215 INDIA			9311	1521	
306 BELGIUM	1517	520	7347	1639	
327 FRANCE			563	486	
335 GERMANY W			194	184	
344 ITALY			1728	621	
400 U STATES	987	343	11289	3727	
	13676	4680	55764	17168	
GLOVES MITTS AND MITTENS WOOL	OZ PR				3320
100 U KINGDOM	273	2394	599	6186	
224 JAMAICA			273	957	
231 HONG KONG	6085	18561	59071	163235	
305 AUSTRIA			2	52	
318 DENMARK			8	210	
327 FRANCE	22	275	22	275	
335 GERMANY W	25	88	25	88	
344 ITALY	7893	33911	16800	63616	
347 JAPAN	60330	175803	116682	354569	
359 NORWAY			21	222	
376 SWITZRLND	297	3563	375	4432	
400 U STATES	2739	11862	3810	19334	
	77664	246457	197688	613176	
SHAWLS WOOL KNITTED OR WOVEN	LB				3321
100 U KINGDOM	303	1076	9406	30689	
305 AUSTRIA			5	57	
306 BELGIUM			526	1480	
317 CZECHO S			32	120	
335 GERMANY W	28	132	41	196	
347 JAPAN			670	1128	
354 NETHRLNDS			38	151	
400 U STATES			115	598	
	331	1208	10833	34419	
SOCKS AND STOCKINGS WOOL	OZ PR				3322
100 U KINGDOM	22451	119759	110810	641995	
327 FRANCE			8	63	
335 GERMANY W	6	69	48	229	
344 ITALY	24	133	64	396	
347 JAPAN			204	1176	
354 NETHRLNDS			235	1091	
359 NORWAY			115	958	
400 U STATES	110	720	480	3164	
	22591	120681	111964	649072	
UNDERWEAR WOOL KNITTED	LB				3323
100 U KINGDOM	10966	40094	21315	77708	
376 SWITZRLND	37	434	37	434	
400 U STATES	762	2725	1830	6729	
	11765	43253	23182	84871	
CLTHNG WVN WOOL WOMENS CHLORNS	LB				3324
100 U KINGDOM	19882	151640	70440	577576	
215 INDIA			22	404	
231 HONG KONG	6	90	286	410	
304 ARGENTINA			10	204	
305 AUSTRIA	253	2535	585	6913	
306 BELGIUM	6656	21655	8370	29587	
317 CZECHO S	552	2969	5611	30050	
318 DENMARK			14	422	
327 FRANCE	198	3757	1647	37904	
335 GERMANY W	758	4217	2996	12838	
336 GREECE			60	370	
344 ITALY	247	2545	1762	15042	
347 JAPAN	1448	5561	8788	34831	
352 MEXICO			92	231	
354 NETHRLNDS	1316	4341	2490	13972	
360 ISRAEL			43	252	
365 POLAND			1242	2459	
375 SWEDEN	164	3397	833	12873	
376 SWITZRLND	1350	11701	9361	88725	
389 IRELAND	49	567	237	2770	

IMPORTS INTO CANADA FOR CONSUMPTION

Articles and Countries from which Imported	MONTH OF JULY 1957		SEVEN MONTHS ENDED JULY 1957		Class Number
	Quantities	Values (\$)	Quantities	Values (\$)	
400 U STATES	2115	23482	22185	247634	
CLOTHING NOP WOVEN WOOL FABRIC	34994	238457	137074	1115467	3325
100 U KINGDOM	5121	31773	16891	135839	
231 HONG KONG	73	687	103	750	
234 AUSTRALIA			60	601	
304 ARGENTINA			881	2657	
305 AUSTRIA			12	74	
306 BELGIUM	4490	16554	6443	24031	
317 CZECHO S	713	3410	1302	6093	
318 DENMARK			10	55	
327 FRANCE	3	50	1814	13827	
335 GERMANY W	14	77	2999	16935	
344 ITALY	162	1256	621	4721	
347 JAPAN			425	2014	
375 SWEDEN			36	508	
376 SWITZRLND	74	559	257	2323	
389 IRELAND	12	79	21	278	
400 U STATES	352	1831	11404	42047	
CLTHG WVN WOOL OUTER MENS BOYS	11014	56276	43279	252753	3326
100 U KINGDOM	10853	82976	82543	671354	
231 HONG KONG	19	254	19	254	
306 BELGIUM	14	110	1149	4209	
327 FRANCE	16	102	16	102	
335 GERMANY W	2156	13568	6766	32620	
344 ITALY	185	711	348	1851	
347 JAPAN			2934	5035	
354 NETHRLNDS			9	60	
359 NORWAY			200	360	
360 ISRAEL			268	853	
375 SWEDEN			145	667	
376 SWITZRLND	43	527	43	527	
400 U STATES	1086	6573	14094	60225	
CLTHG NOP WOOL KNIT INFTS CHLD	14372	104821	108534	778117	3327
100 U KINGDOM	10973	52757	46027	222302	
305 AUSTRIA			19	301	
306 BELGIUM	914	5867	3689	21113	
327 FRANCE	44	170	44	170	
335 GERMANY W	120	389	818	3505	
344 ITALY	768	3455	1175	5132	
347 JAPAN	1538	7251	4439	13712	
354 NETHRLNDS			425	1859	
376 SWITZRLND	192	780	236	1246	
400 U STATES	1402	4244	2872	11398	
CLTHG NOP WOOL KNIT WOMNS GRLS	15951	74913	59744	280738	3328
100 U KINGDOM	42973	375700	262741	2013963	
231 HONG KONG			85	378	
234 AUSTRALIA			11	54	
305 AUSTRIA	3760	39718	19850	238190	
306 BELGIUM	427	1939	1472	6689	
318 DENMARK	53	541	129	1669	
327 FRANCE	484	3287	1282	10500	
335 GERMANY W	615	3864	2135	15352	
344 ITALY	3900	33643	13121	138117	
347 JAPAN	5207	22875	20729	78920	
354 NETHRLNDS			153	654	
359 NORWAY	55	346	595	2839	
360 ISRAEL			77	388	
375 SWEDEN	12	389	138	3421	
376 SWITZRLND	603	5999	2483	23948	
389 IRELAND			4	50	
400 U STATES	2849	15929	16889	97417	
CLTHG NOP WOOL KNIT MENS BOYS	60938	504230	341894	2632549	3329
100 U KINGDOM	12441	80357	49761	334785	
305 AUSTRIA	63	445	234	1855	
306 BELGIUM			9	120	
318 DENMARK			58	202	
327 FRANCE	27	162	95	549	
335 GERMANY W	59	467	313	2239	
344 ITALY	4399	8672	6386	24804	
347 JAPAN	150	776	2974	8892	
354 NETHRLNDS			98	393	
359 NORWAY	11	146	1782	2993	
375 SWEDEN	10	160	51	726	
376 SWITZRLND	372	2315	706	5220	
389 IRELAND			390	2243	
400 U STATES	651	3250	2879	14835	
BELTING OF CAMELS HAIR	18183	96750	65736	399856	3341
100 U KINGDOM			1441	3249	
BLANKETS N O P WOOL			1441	3249	3342
100 U KINGDOM	34222	50629	310087	471641	
234 AUSTRALIA	24	63	24	63	
306 BELGIUM	994	1180	4552	4123	
318 DENMARK	251	253	570	584	
335 GERMANY W			128	250	
344 ITALY	200	562	2878	3774	
347 JAPAN	650	403	1251	845	
352 MEXICO	164	131	321	263	
354 NETHRLNDS	692	1590	4960	8651	
400 U STATES	3208	4120	34443	48620	
	40405	58931	359214	538814	

IMPORTS INTO CANADA FOR CONSUMPTION

Articles and Countries from which Imported	MONTH OF JULY 1957		SEVEN MONTHS ENDED JULY 1957		Class Number
	Quantities	Values (\$)	Quantities	Values (\$)	
FELT PRESSED	LB				3343
100 U KINGDOM	1198	2821	10091	22852	
335 GERMANY W	3233	4302	7765	11319	
400 U STATES	4565	3951	36823	53071	
	8996	11074	54679	87242	
RUGS RAILWAY STEAMER AND AUTO	LB				3344
100 U KINGDOM	5403	13682	27969	66461	
306 BELGIUM			1354	328	
318 DENMARK			355	928	
335 GERMANY W			448	1925	
344 ITALY	10369	8234	202895	110745	
354 NETHRLNDS	16	69	51	123	
400 U STATES	20	53	184	400	
	15808	22038	233256	180910	
WOOL MANUFACTURES N O P	LB				3345
100 U KINGDOM	3393	8629	12842	40537	
305 AUSTRIA			110	429	
306 BELGIUM	842	1984	5982	10433	
327 FRANCE	25	119	111	1111	
335 GERMANY W	2120	2824	4280	7299	
344 ITALY	11	52	163	596	
347 JAPAN	228	382	328	520	
354 NETHRLNDS			399	545	
365 POLAND			253	275	
375 SWEDEN			45	70	
376 SWITZRLND			422	753	
400 U STATES	13455	28139	91516	194445	
	20074	42129	116451	257013	
YARN SYNTHETIC ACETATE SINGLES	LB				3360
100 U KINGDOM	4462	2521	26137	15328	
335 GERMANY W	13959	15560	13959	15560	
400 U STATES			7231	9260	
	18421	18081	47327	40148	
YARNS SYNTHETIC SINGLES N O P	LB				3361
100 U KINGDOM	5978	4529	20237	15584	
335 GERMANY W			14965	16339	
376 SWITZRLND			1000	532	
400 U STATES	16009	11570	116480	89918	
	21987	16099	152682	122373	
YARNS THREADS SYNTHETIC N O P	LB				3362
100 U KINGDOM	8160	9678	75028	96677	
327 FRANCE	2660	7229	14650	33618	
335 GERMANY W	9581	12823	33820	43936	
344 ITALY			34	81	
347 JAPAN			3000	1396	
354 NETHRLNDS	3481	2785	9043	7585	
376 SWITZRLND	1984	2078	6181	5989	
400 U STATES	221891	246424	1423932	1635455	
	247757	281017	1565688	1824737	
YARN SYNTHETIC FOR PILE FABRIC	LB				3363
100 U KINGDOM			4019	2258	
			4019	2258	
YARNS SYNTHETIC ACETATE TWIST	LB				3364
100 U KINGDOM			1720	2194	
400 U STATES	42076	42626	160948	182281	
	42076	42626	162668	184475	
STAPLE FIBRES SYNTHETIC	LB				3365
100 U KINGDOM	126016	44448	583444	200640	
305 AUSTRIA			62166	16104	
327 FRANCE			481	479	
335 GERMANY W	22961	7872	487262	179633	
344 ITALY	42279	11582	235834	66957	
376 SWITZRLND			1722	424	
400 U STATES	437622	388451	4578283	4247862	
	628878	452353	5949192	4712099	
TOPS OF SYNTHETIC FIBRES	LB				3366
100 U KINGDOM	31936	14147	203164	89360	
335 GERMANY W	29168	22023	230586	137493	
400 U STATES	5327	5731	229021	267953	
	66431	41901	662771	494806	
WASTE SHORT FIBRE SYNTHETIC	LB				3367
100 U KINGDOM	476	369	32394	15175	
327 FRANCE			100	84	
400 U STATES	65711	38049	855600	512648	
	66187	38418	888094	527907	
YARNS FROM POLYAMIDES NYLON	LB				3368
100 U KINGDOM			1252	6101	
335 GERMANY W			34	64	
354 NETHRLNDS	4468	21337	4468	21337	
400 U STATES	24810	63335	169569	475720	
	29278	84672	175323	503222	
YARN SYNTHETIC FOR TIRE FABRIC	LB				3369
316 CUBA	263098	134643	1706890	868253	
400 U STATES			364466	206744	
	263098	134643	2071356	1074997	
KNITTED FABRIC SYNTHETIC FIBRE	LB				3371
100 U KINGDOM	3398	3325	71793	72840	
305 AUSTRIA	75	312	75	312	
327 FRANCE			58	321	
335 GERMANY W	155	292	214	464	
344 ITALY			194	97	
376 SWITZRLND	680	1818	796	2269	
400 U STATES	33630	121394	202772	613118	
	37938	127141	275902	689421	

IMPORTS INTO CANADA FOR CONSUMPTION

Articles and Countries from which Imported	MONTH OF JULY 1957		SEVEN MONTHS ENDED JULY 1957		Class Number
	Quantities	Values (\$)	Quantities	Values (\$)	
FABRICS SYNTHETIC FIBRE N O P	LB				3372
100 U KINGDOM	27401	48107	296460	441070	
231 HONG KONG	965	2530	2106	4894	
305 AUSTRIA	2561	5125	6114	10195	
306 BELGIUM	3247	5979	28585	41174	
317 CZECHO S			9484	15997	
327 FRANCE	2430	12894	20029	84191	
335 GERMANY W	91414	140957	513846	827959	
344 ITALY	41585	51476	216976	290704	
347 JAPAN	15463	24637	124707	146352	
354 NETHRLNDS	22430	34161	135535	200572	
360 ISRAEL			261	705	
372 SPAIN	67	161	2229	5926	
375 SWEODEN	37	384	1872	7456	
376 SWITZRLND	2085	9117	12246	53848	
392 SYRIA			60	149	
400 U STATES	581819	1269165	4493199	10519505	
	791504	1604693	5863709	12650697	
RIBBONS OF SYNTHETIC FIBRES	LB				3373
100 U KINGDOM	667	2188	4411	15231	
306 BELGIUM			187	415	
317 CZECHO S	198	345	4440	5656	
327 FRANCE	2622	9316	12906	47656	
335 GERMANY W	300	1032	2851	9570	
347 JAPAN	717	1582	32913	39950	
354 NETHRLNDS			200	935	
375 SWEODEN			17	196	
376 SWITZRLND	3574	12596	14337	45323	
400 U STATES	33530	73524	247689	508511	
	41608	100583	319951	673443	
STOCKINGS NYLON WOMENS	OZ PR				3376
100 U KINGDOM	32262	150618	308899	1507650	
327 FRANCE	186	1838	942	9478	
335 GERMANY W	142	868	672	4376	
344 ITALY			11702	50351	
347 JAPAN			538	1947	
354 NETHRLNDS	150	933	234	1440	
389 IRELAND			240	11058	
400 U STATES	6855	41622	86325	535567	
	39595	195879	411752	2121867	
STOCKINGS SYNTHETIC MENS BOYS	OZ PR				3378
100 U KINGDOM	1265	6231	5957	36895	
327 FRANCE	13	116	1569	11941	
335 GERMANY W			20	129	
344 ITALY	40	299	188	1269	
376 SWITZRLND	250	2239	812	7432	
400 U STATES	7637	34634	60888	250084	
	9205	43519	69434	307750	
STOCKINGS SYNTHETIC FIBRE N O P	OZ PR				3379
100 U KINGDOM	3590	8385	22143	46456	
335 GERMANY W	21	173	935	6350	
400 U STATES	5428	19458	51064	188674	
	9039	28016	74142	241480	
GLOVES OF SYNTHETIC FIBRES	OZ PR				3380
100 U KINGDOM	16	55	930	8842	
231 HONG KONG	7489	26825	76040	245298	
232 MALTA			306	2759	
305 AUSTRIA			18	107	
317 CZECHO S			575	2081	
327 FRANCE			225	1813	
335 GERMANY W	264	1243	20968	110366	
344 ITALY	64	387	7638	39881	
347 JAPAN	14773	44878	148404	417783	
400 U STATES	636	5179	7574	84055	
	23242	78567	262678	912985	
CLOTHING N O P WOVEN SYNTH FIBRE	OZ				3383
100 U KINGDOM	30809	10023	187699	84446	
215 INDIA	1168	1420	1312	1632	
231 HONG KONG	206653	14923	662224	55919	
305 AUSTRIA	362	222	6670	3735	
306 BELGIUM			1667	1843	
327 FRANCE	8896	6355	73488	37599	
335 GERMANY W	61465	7335	144199	19982	
336 GREECE			736	219	
344 ITALY	34158	23095	134298	90257	
347 JAPAN	1103898	63920	6159417	443542	
352 MEXICO	736	196	736	196	
354 NETHRLNDS			644	195	
359 NORWAY			416	411	
360 ISRAEL			162603	37989	
375 SWEODEN			544	388	
376 SWITZRLND	3338	2835	26469	19438	
393 TAIWAN			1472	492	
400 U STATES	466870	107605	4019781	1077528	
	1918353	237929	11584375	1875811	
DRESSES WVN SYNT WOMENS CHLDNS	NO				3384
100 U KINGDOM	83	4807	666	16131	
207 UN SO AFR	3	169	3	169	
231 HONG KONG			1412	1781	
306 BELGIUM	5	121	50	966	
327 FRANCE	20	477	127	7501	
335 GERMANY W	11	63	16	118	
336 GREECE			14	545	
344 ITALY	10	97	26	363	

IMPORTS INTO CANADA FOR CONSUMPTION

Articles and Countries from which Imported	MONTH OF JULY 1957		SEVEN MONTHS ENDED JULY 1957		Class Number
	Quantities	Values (\$)	Quantities	Values (\$)	
347 JAPAN	432	598	552	962	
354 NETHRLNDS			39	658	
367 AZORES	24	61	24	61	
376 SWITZRLND	37	2053	166	7528	
400 U STATES	8752	55102	124331	756760	
	9377	63548	127426	793543	
UNDERWEAR KNITTED SYNTHETIC	LB				3385
100 U KINGDOM	6077	12410	25918	67267	
231 HONG KONG			103	109	
327 FRANCE			46	323	
335 GERMANY W	221	842	495	1265	
347 JAPAN			1611	3096	
376 SWITZRLND	30	363	30	363	
400 U STATES	2874	9023	24315	87451	
	9202	22638	52518	159874	
CLTHG SYNT FIB KNIT INFTS CHLD	LB				3386
100 U KINGDOM	39	130	5277	14887	
335 GERMANY W			41	186	
347 JAPAN			3552	2822	
400 U STATES	1070	4398	7516	31285	
	1109	4528	16386	49180	
CLTHG SYNT FIB KNIT WOMNS GRLS	LB				3387
100 U KINGDOM	1310	9042	4949	33563	
305 AUSTRIA			16	160	
306 BELGIUM			150	502	
327 FRANCE	19	301	232	1814	
335 GERMANY W			189	717	
344 ITALY	132	253	458	3339	
347 JAPAN			5052	5909	
354 NETHRLNDS	65	223	253	696	
376 SWITZRLND	15	149	130	1424	
400 U STATES	7360	27015	60638	267733	
	8901	36983	72067	315857	
CLTHG SYNTH FIB KNIT MENS BOYS	LB				3388
100 U KINGDOM	424	1071	3599	8054	
231 HONG KONG			115	145	
327 FRANCE			10	120	
335 GERMANY W			126	463	
344 ITALY			26	104	
347 JAPAN			8326	7771	
400 U STATES	3391	13738	16146	54170	
	3815	14809	28348	70827	
CURTAINS OF SYNTHETIC FIBRE	OZ				3390
100 U KINGDOM			88231	11098	
376 SWITZRLND			1068	588	
400 U STATES	473409	80454	4333616	7656226	
	473409	80454	4422915	777312	
HANDKERCHIEFS SYNTHETIC FIBRE	OZ				3391
100 U KINGDOM			752	91	
231 HONG KONG			1150	131	
327 FRANCE			212	155	
347 JAPAN	10450	586	131646	10597	
376 SWITZRLND			3311	2999	
400 U STATES	880	332	5660	1822	
	11330	918	142731	15795	
SYNTHETIC FIBRE MANUFACTRS NOP	OZ				3392
100 U KINGDOM	631371	49407	2907412	252247	
215 INDIA	2980	590	3364	767	
231 HONG KONG	1580	414	9071	1094	
305 AUSTRIA			2136	371	
306 BELGIUM			18330	1656	
317 CZECHO S			8912	982	
327 FRANCE	16133	4772	129894	29894	
335 GERMANY W	22196	3691	129508	23235	
344 ITALY	219904	10715	1082670	61144	
347 JAPAN	394479	26901	3226352	199561	
354 NETHRLNDS	8254	439	62626	6695	
359 NORWAY			59	65	
375 SWEDEN	352	238	16030	6125	
376 SWITZRLND	5298	2866	29653	12844	
390 GERMANY E			1379	275	
400 U STATES	3764942	402001	24004821	2449293	
	5067489	502034	31632217	3046248	
SYNTH FIBRE FOR ELEC APPARATUS	OZ				3393
100 U KINGDOM	1520	163	27536	3904	
400 U STATES	18383	3478	346225	69679	
	19903	3641	373761	73583	
HAIR CLOTH					3401
100 U KINGDOM		4686		31569	
400 U STATES		537		4170	
		5223		35739	
KAPOK	CWT				3411
321 ECUADOR			5	165	
355 INDONESIA	111	4437	1743	58504	
371 THAILAND	224	7169	446	12951	
400 U STATES	86	2945	1005	34717	
	421	14551	3199	106337	
MANILA FIBRE	CWT				3412
100 U KINGDOM			497	11094	
337 GUATEMALA	600	14182	3750	77987	
361 PANAMA	900	21488	3000	67315	
364 PHIL	1613	37723	17439	317093	
400 U STATES	5909	131942	15454	344562	
	9022	205335	40140	818051	
BISAL ISTLE TAMPICO FIBRE	CWT				3413
100 U KINGDOM			3952	36289	

IMPORTS INTO CANADA FOR CONSUMPTION

Articles and Countries from which Imported	MONTH OF JULY 1957		SEVEN MONTHS ENDED JULY 1957		Class Number
	Quantities	Values (\$)	Quantities	Values (\$)	
203 B E AFR	1800	11853	5859	42513	
215 INDIA			400	2946	
306 BELGIUM			242	2431	
309 BRAZIL	9597	68667	134545	1009008	
320 DOM REP	1685	12872	2808	21451	
338 HAITI	12608	97801	76567	590502	
352 MEXICO	6713	45213	39527	300927	
394 PORT E AF			2016	17230	
400 U STATES	30743	247222	138786	1167457	
VEGETABLE FIBRE N O P	63146	483628	404702	3190754	
100 U KINGDOM	CWT		65	1152	3414
212 S LEONE			66	926	
215 INDIA			291	2561	
221 B GUIANA			22	135	
231 HONG KONG			25	943	
309 BRAZIL	301	2013	301	2013	
333 MADAGASCAR			31	735	
352 MEXICO	328	2433	691	5136	
353 MOROCCO			219	1852	
400 U STATES	57	1665	2513	29091	
BALER TWINE	686	6111	4224	44544	
100 U KINGDOM	CWT		214	3420	3420
306 BELGIUM		34744	11002	141095	
318 DENMARK	2516	31076	10559	140028	
335 GERMANY W			790	12048	
352 MEXICO	7073	61355	22444	280584	
354 NETHRLNDS	1481	19195	12352	171013	
366 PORTUGAL	1560	18835	7408	88851	
389 IRELAND	240	3293	240	3293	
400 U STATES	321	5194	15050	247121	
GRASSES SEAWEED MOSSES BAGASSE	16097	197112	107806	1477107	
100 U KINGDOM		2424		13693	3421
215 INDIA				110	
231 HONG KONG				1330	
335 GERMANY W				290	
344 ITALY		57		3498	
347 JAPAN		2674		7393	
352 MEXICO		90		90	
354 NETHRLNDS		122		1346	
359 NORWAY		1400		3364	
383 HAWAII				625	
400 U STATES		4095		50260	
BINDER TWINE		10862		81999	
100 U KINGDOM	CWT		2775	40894	3422
306 BELGIUM	1000	12686	3231	41518	
318 DENMARK	1480	18922	5440	69464	
335 GERMANY W	760	9233	1875	23542	
352 MEXICO	243	4119	1055	16216	
354 NETHRLNDS	612	7331	11442	162346	
366 PORTUGAL	250	2907	1094	14104	
400 U STATES			264	4627	
COIR AND COIR YARN	4345	55198	27176	372711	
100 U KINGDOM	CWT		4	59	3423
215 INDIA	603	6205	3603	33247	
217 CEYLON			136	1913	
400 U STATES			11	144	
MATS RUGS N D P OF COCOA FIBRE	607	6264	3754	35363	
203 B E AFR	SQ YD				3424
215 INDIA	131	347	558	1427	
335 GERMANY W	6960	4382	63050	31480	
354 NETHRLNDS	1616	1665	407	629	
400 U STATES			6013	5511	
STRAW OR PAPER CARPETING RUGS			633	713	
100 U KINGDOM					3425
223 BARBADOS				188	
228 LEW WIND				176	
231 HONG KONG				110	
347 JAPAN		499		3219	
354 NETHRLNDS		371		25369	
383 HAWAII				78	
400 U STATES		3303		39931	
VEGETABLE FIBRES FOR BRUSHES		4173		69262	
100 U KINGDOM	CWT		533	19704	3428
215 INDIA	35	457	1057	5395	
231 HONG KONG			55	1645	
304 ARGENTINA			10	2082	
306 BELGIUM	77	4413	1307	30438	
352 MEXICO	62	3035	1372	72693	
354 NETHRLNDS	53	1002	53	1002	
400 U STATES	174	17141	3080	133480	
MATS CUT PILE OF COCOA FIBRE	401	26048	7467	266439	
100 U KINGDOM	SQ FT				3429
215 INDIA	92030	15894	1196	342	
354 NETHRLNDS	311	132	445865	69315	
WASTE FOR FURTHER PREPARATION	92341	16026	2018	824	
100 U KINGDOM	CWT		10786	303285	3451

IMPORTS INTO CANADA FOR CONSUMPTION

Articles and Countries from which Imported	MONTH OF JULY 1957		SEVEN MONTHS ENDED JULY 1957		Class Number
	Quantities	Values (\$)	Quantities	Values (\$)	
203 B E AFR			1008	7000	
215 INDIA	1106	9193	3533	27247	
216 PAKISTAN			814	7593	
224 JAMAICA	846	931	1813	2031	
234 AUSTRALIA	40	1859	166	6847	
236 NEW ZEAL			350	20246	
304 ARGENTINA			726	6383	
306 BELGIUM			1212	4543	
309 BRAZIL			3387	29483	
327 FRANCE			1	162	
335 GERMANY W			668	2355	
344 ITALY			1545	13489	
352 MEXICO			1473	9156	
354 NETHRLNDS			943	9176	
375 SWEDEN			130	2171	
383 HAWAII			898	984	
384 P RICO			360	4028	
386 URUGUAY	82	8247	82	8247	
400 U STATES	25358	239761	223947	2121598	
	29448	308771	253042	2586024	
WASTE FOR WIPING RAGS N O P					
100 U KINGDOM	CWT 1056	25304	7160	185847	3452
234 AUSTRALIA	5	210	23	1098	
304 ARGENTINA	51	1651	51	1651	
306 BELGIUM	401	6212	1440	27644	
327 FRANCE			257	17734	
335 GERMANY W	116	1662	158	2773	
344 ITALY	408	6252	784	12301	
347 JAPAN			650	7922	
354 NETHRLNDS	68	1104	693	10125	
375 SWEDEN	420	7377	1485	35245	
400 U STATES	27046	236698	229659	1871269	
	29571	286470	242360	2173609	
WASTE GARNETTED READY FOR USE					
100 U KINGDOM	LB 616	92	23587	7760	3453
327 FRANCE			4995	7231	
335 GERMANY W			4035	661	
347 JAPAN			18000	2082	
400 U STATES	169758	39915	963907	152088	
	170374	40007	1014524	169822	
BATTS BATTING WADDING N O P					
100 U KINGDOM	LB		112	58	3454
400 U STATES	7359	3142	69479	35406	
	7359	3142	69591	35464	
FISH NETS NETTINGS COMMERCIAL					
100 U KINGDOM	LB 51119	86808	420208	636895	3460
318 DENMARK			3307	5251	
335 GERMANY W			2236	2642	
347 JAPAN	58668	60611	406778	556130	
354 NETHRLNDS	1122	3632	50050	48958	
359 NORWAY	1365	1246	4615	4692	
400 U STATES	10756	27511	55802	117646	
	123030	179808	942996	1372214	
FISHING LINES COMMERCIAL					
100 U KINGDOM	LB 30832	23426	234184	183820	3461
318 DENMARK			584	2398	
335 GERMANY W	282	886	18709	20398	
347 JAPAN	933	929	11747	16687	
354 NETHRLNDS	7002	2100	16900	6668	
359 NORWAY			8434	5534	
389 IRELAND			237	659	
400 U STATES	20093	23323	234046	256475	
	59142	50664	524841	492639	
CORDAGE MANILA OVER 1 IN CIRC					
100 U KINGDOM	LB 161262	37936	1164967	283841	3463
318 DENMARK			31288	8213	
335 GERMANY W			327	189	
352 MEXICO	11296	1467	55233	7631	
364 PHIL			58223	10531	
366 PORTUGAL			2152	239	
400 U STATES	8977	4512	19874	9215	
	181535	43915	1332064	319859	
CORDAGE COMMERCIAL FISH NET					
100 U KINGDOM	LB 46653	11234	900077	223031	3464
306 BELGIUM			137250	32672	
318 DENMARK	23984	5328	180859	38394	
335 GERMANY W			7269	1608	
347 JAPAN	159	195	5817	8750	
352 MEXICO	7479	1034	66790	10180	
354 NETHRLNDS	15598	2630	155547	29625	
364 PHIL			94764	18427	
389 IRELAND			22972	5897	
400 U STATES	393	926	13293	16145	
	94266	21347	1584638	384729	
CORDAGE OVER 1 INCH NOP					
100 U KINGDOM	LB 21902	5034	300092	90943	3465
220 BERMUDA			5411	271	
359 NORWAY	4885	966	7329	1919	
400 U STATES	15738	4978	62549	23668	
	42525	10978	375381	116801	
COTTON FABRIC RUBBERIZED					
100 U KINGDOM	LB		5529	2238	3472
335 GERMANY W			82	95	
347 JAPAN			5684	1196	
400 U STATES	9793	7267	161604	118401	
	9793	7267	172899	121930	

IMPORTS INTO CANADA FOR CONSUMPTION

Articles and Countries from which Imported	MONTH OF JULY 1957		SEVEN MONTHS ENDED JULY 1957		Class Number
	Quantities	Values (\$)	Quantities	Values (\$)	
COTTON WINDOW SHADE CLOTH	LB				
100 U KINGDOM			1 434	1 012	3473
400 U STATES			28 487	38 669	
	264	345	29 921	39 681	
COTTON FABRICS COATED N O P	LB				
100 U KINGDOM	10 970	14 637	27 432 5	21 667 2	3474
306 BELGIUM			615	876	
327 FRANCE	60	108	159	369	
335 GERMANY W	371	544	4 048	4 147	
347 JAPAN			821	191	
354 NETHRLNDS	59	65	2 676	1 434	
400 U STATES	41 396 0	38 933 6	270 927 6	262 140 4	
	42 542 0	40 469 0	299 192 0	284 509 3	
ARTISTS CANVAS COATED PREPARED					
100 U KINGDOM				1 132	3475
306 BELGIUM				682	
354 NETHRLNDS				235	
400 U STATES		2785		23569	
		2785		25618	
CANVAS FLAX FOR TENTS AWNINGS	LB				
100 U KINGDOM	746	427	37 614	24 448	3476
327 FRANCE			3219	1 635	
400 U STATES	176	116	589	802	
	922	543	41 422	26 885	
FABRICS JUTE COATED	LB				
100 U KINGDOM	1 798	741	12 386	4 242	3478
354 NETHRLNDS			8 695	2 572	
400 U STATES	4 479	1 295	68 998	21 267	
	6 277	2 036	90 079	28 081	
FABRICS VEG FIBRE COATED	LB				
100 U KINGDOM	11 461	3 828	21 412 4	9 495 4	3479
306 BELGIUM			2 004	2 560	
327 FRANCE	1 020	625	4 743	3 410	
335 GERMANY W			4 055	2 931	
347 JAPAN	4 638 4	6 818	30 804 2	51 283	
400 U STATES	20 336	18 256	14 455 9	14 906 9	
	79 201	29 527	67 752 7	30 420 7	
FABRICS FOR BRATTICE CLOTH	LB				
100 U KINGDOM			99 651	19 480	3480
400 U STATES	1 233	306	4087	1 247	
	1 233	306	10 373 8	20 727	
FABRICS SILK COATED	LB				
100 U KINGDOM			32	95	3481
400 U STATES	923	4 779	4842	2 657 7	
	923	4 779	4 874	2 667 2	
FABRICS WOOL COATED	LB				
100 U KINGDOM	37	176	10 098	5 322	3483
305 AUSTRIA			836	2 469	
306 BELGIUM	1 502	3 948	11 723	18 760	
335 GERMANY W	6 163	11 176	33 434	64 232	
400 U STATES	8028	6 006	24 306	23 619	
	15 730	21 306	80 337	11 440 2	
FABRICS SYNTHETIC FIBRE COATED	LB				
100 U KINGDOM	1 268	1 092	1 492	1 551	3484
306 BELGIUM	38 177	40 165	36 448 0	36 046 6	
327 FRANCE			10 790	20 555	
335 GERMANY W	84	169	209	389	
347 JAPAN	8000	1 731	8000	1 731	
400 U STATES	18 452 5	26 315 9	122 946 1	180 399 1	
	23 205 4	30 631 6	161 443 2	218 868 3	
OILCLOTH FLOOR LINOLEUM	LB				
100 U KINGDOM	272 724 1	343 420	1849 3987	2356 077	3485
400 U STATES	83 803 7	141 372	610 467 6	106 007 3	
	356 527 8	484 792	2459 866 3	341 615 0	
OILCLOTH CARRIAGE SHELF TABLE	LB				
100 U KINGDOM	8246	5870	69 701	47 221	3486
335 GERMANY W			1845	1058	
344 ITALY			180	401	
347 JAPAN	3 218	1 060	4218	1 924	
400 U STATES	6 646 9	60 357	31 242 5	24 413 7	
	7 793 3	67 287	38 836 9	29 474 1	
TYPEWRITER RIBBONS	LB				
100 U KINGDOM	424	1 147	4 486	11 346	3487
305 AUSTRIA	487	1 017	1 890	3 141	
400 U STATES	461	4 219	3561	25 570	
	1 372	6 383	9 937	40 057	
FABRICS COTTON TO COVER RUBBER	LB				
100 U KINGDOM	9921	12 561	48 065	59 811	3488
400 U STATES	676	913	8829	12 079	
	10 597	13 474	56 894	71 890	
CORD TIRE FABRICS SYNTH FIBRE	LB				
400 U STATES	5 705 8	85 242	220 937	329 776	3489
	5 705 8	85 242	220 937	329 776	
LACE EMBROIDERIES	LB				
8088 INET NOP					3501
100 U KINGDOM	3239	18 196	19 198	11 653 4	
215 INDIA	156	781	292	1 468	
231 HONG KONG			382	1 953	
305 AUSTRIA	14	315	624	4 409	
306 BELGIUM	22	189	366	2 664	
327 FRANCE	2796	31 128	31 991	32 399 0	
335 GERMANY W	110	1886	1022	5924	
344 ITALY	80	425	294	2 105	
347 JAPAN	1 357	2 522	9 665	24 920	
354 NETHRLNDS	16	78	18	147	
367 AZORES			195	879	
376 SWITZRLND	264	2 997	1900	18 617	

IMPORTS INTO CANADA FOR CONSUMPTION

Articles and Countries from which Imported	MONTH OF JULY 1957		SEVEN MONTHS ENDED JULY 1957		Class Number
	Quantities	Values (\$)	Quantities	Values (\$)	
400 U STATES	24759	111075	172199	863199	
CORSETS GIRDLES BRASSIERES	32813	169592	238146	1366809	3510
100 U KINGDOM				1553	
224 JAMAICA				143	
225 TRINIDAD				6455	
335 GERMANY W		284		681	
347 JAPAN		1459		108836	
354 NETHRLNDS				275	
400 U STATES		69779		679590	
		71522		797533	
BRACES OR SUSPENDERS AND PARTS					3511
100 U KINGDOM		816		5160	
327 FRANCE				89	
335 GERMANY W		5437		31994	
344 ITALY				115	
354 NETHRLNDS				849	
400 U STATES		9259		47040	
		15512		85247	
CHURCH VESTMENTS ANY MATERIAL					3512
100 U KINGDOM		1483		9486	
306 BELGIUM				695	
327 FRANCE		10644		63987	
335 GERMANY W		104		598	
344 ITALY				287	
376 SWITZRLND				1197	
400 U STATES		5947		40178	
		18178		116428	
GARMENTS KNITTED N O P	LB				3514
100 U KINGDOM	78	889	448	4102	
305 AUSTRIA			10	180	
335 GERMANY W			465	1779	
344 ITALY			60	1640	
347 JAPAN			640	687	
400 U STATES	25	79	992	3580	
	103	968	2615	11968	
GLOVES MITTS AND MITTENS N O P	DZ PR				3515
100 U KINGDOM	105	911	1407	13275	
335 GERMANY W			103	262	
344 ITALY	200	425	885	3271	
347 JAPAN			8286	12480	
400 U STATES	1793	13656	10946	68809	
	2098	14992	21627	98097	
BERETS OF WOOL KNITTED FULLED	DOZ				3516
100 U KINGDOM	1575	6679	8279	42080	
327 FRANCE	60	200	1295	5237	
344 ITALY			21	138	
400 U STATES	19	59	48	333	
	1654	6938	9643	47788	
CAPS BONNETS BERETS N O P	DOZ				3517
100 U KINGDOM	3840	26563	24872	149206	
305 AUSTRIA			2	72	
306 BELGIUM	16	84	42	214	
318 DENMARK	450	501	701	1505	
327 FRANCE	229	1798	778	4770	
335 GERMANY W	94	919	4931	10680	
344 ITALY	321	2428	1291	5525	
347 JAPAN	8204	8925	147289	162634	
352 MEXICO			32	135	
359 NORWAY			8	59	
376 SWITZRLND	74	1172	212	2960	
400 U STATES	21825	96962	114584	336115	
	35053	139352	294742	673875	
HATS OF FUR FELT MENS	DOZ				3518
100 U KINGDOM	121	5706	638	30136	
305 AUSTRIA	12	800	16	968	
306 BELGIUM			14	677	
327 FRANCE			20	725	
344 ITALY			185	14174	
400 U STATES	26	1820	166	10173	
	159	8326	1039	56853	
HATS OF WOOL FELT	DOZ				3519
100 U KINGDOM	35	533	167	3802	
305 AUSTRIA			2	96	
327 FRANCE			2	217	
344 ITALY	18	661	18	661	
400 U STATES	329	5192	1079	16984	
	382	6386	1268	21760	
HATS OF FUR FELT WOMENS	DOZ				3520
100 U KINGDOM	26	1158	56	2708	
305 AUSTRIA	12	777	12	777	
327 FRANCE	40	1535	230	8138	
344 ITALY			15	1195	
376 SWITZRLND	1	57	17	1162	
400 U STATES	137	7046	381	18038	
	216	10573	711	32018	
HATS N O P	DOZ				3521
100 U KINGDOM	272	3222	2592	28167	
224 JAMAICA			41	425	
231 HONG KONG			1888	6349	
305 AUSTRIA			7	443	
306 BELGIUM			23	333	
318 DENMARK			12	173	
327 FRANCE	274	7688	795	32151	
335 GERMANY W	164	5504	564	17429	
344 ITALY	155	436	1691	13849	

IMPORTS INTO CANADA FOR CONSUMPTION

20

Articles and Countries from which Imported	MONTH OF JULY 1957		SEVEN MONTHS ENDED JULY 1957		Class Number
	Quantities	Values (\$)	Quantities	Values (\$)	
347 JAPAN	253	706	681	1591	
352 MEXICO			2640	3340	
354 NETHRLNDS			26	2542	
359 NORWAY			59	557	
376 SWITZRLND	8	245	250	10445	
390 GERMANY E			53	522	
400 U STATES	4001	79234	41940	834316	
	5127	97035	53262	952632	
FIREMENS AND OTHER HELMETS					3522
100 U KINGDOM		11466		15616	
400 U STATES		102463		569788	
		113929		585404	
KNITTED GOODS N O P	LB				3524
100 U KINGDOM	5183	6009	10503	19593	
335 GERMANY W			3068	3687	
344 ITALY			696	1876	
347 JAPAN			1630	1169	
376 SWITZRLND			162	593	
400 U STATES	19257	33150	149403	268834	
	24440	39159	165462	295752	
CHEVILLE YARNS AND CORDS	LB				3548
400 U STATES	52	317	616	1140	
	52	317	616	1140	
USED BAGS OF VEGETABLE FIBRE					3550
100 U KINGDOM				382	
400 U STATES		699		24139	
		699		24521	
BELTING N O P	LB				3551
100 U KINGDOM	183	454	14423	20758	
335 GERMANY W			199	955	
376 SWITZRLND			25	197	
400 U STATES	3018	8160	48186	79471	
	3201	8614	62833	101381	
BLANKETS FOR PRINTING PRESSES					3552
100 U KINGDOM		4614		18590	
335 GERMANY W		878		3633	
376 SWITZRLND				128	
384 P RICO				103	
400 U STATES		32206		316655	
		37698		339109	
BRAIDS CORDS FRINGES N O P					3553
100 U KINGDOM		1048		17348	
306 BELGIUM				83	
317 CZECHO S		156		156	
327 FRANCE		2009		8087	
335 GERMANY W		488		8341	
344 ITALY				1219	
347 JAPAN				3342	
354 NETHRLNDS		354		354	
376 SWITZRLND		2771		12862	
400 U STATES		48909		430424	
		55735		482216	
CARPETS N O P	SQ FT				3554
100 U KINGDOM	65257	10820	460311	72344	
215 INDIA	13108	4649	14908	5578	
306 BELGIUM	90471	16574	821133	154522	
317 CZECHO S	1890	434	14576	3192	
318 DENMARK	942	489	2832	923	
327 FRANCE	244	309	1351	1102	
335 GERMANY W			6292	3010	
344 ITALY	15493	3077	86302	18496	
347 JAPAN	16449	4355	415027	53692	
354 NETHRLNDS	1711	377	3179	917	
365 POLAND			253	167	
400 U STATES	125937	49506	999894	411743	
	331502	90590	2826058	725686	
CURTAINS N O P					3557
100 U KINGDOM		254		3471	
400 U STATES		5223		42726	
		5477		46197	
FELT ADHESIVE FOR VESSELS					3558
100 U KINGDOM				5053	
				5053	
HAT BRAIDS NOT OVER 6 INCHES					3559
231 HONG KONG				2681	
344 ITALY		685		17857	
347 JAPAN				241	
376 SWITZRLND		2789		307968	
400 U STATES		1977		68925	
		5451		397672	
HAT SWEATS CAP PEAKS AND BANDS					3560
100 U KINGDOM		333		2414	
306 BELGIUM		410		2607	
335 GERMANY W				649	
347 JAPAN		1061		2519	
400 U STATES		38605		316301	
		40409		324490	
HOODS AND SHAPES OF FUR FELT	DOZ				3561
100 U KINGDOM			232	7858	
305 AUSTRIA			197	8328	
317 CZECHO S	1657	37227	12916	288686	
327 FRANCE	623	9626	2078	47371	
344 ITALY	1213	26561	4558	99311	
400 U STATES	323	8153	1006	28061	
	3816	81567	20987	479615	

IMPORTS INTO CANADA FOR CONSUMPTION

Articles and Countries from which Imported	MONTH OF JULY 1957		SEVEN MONTHS ENDED JULY 1957		Class Number
	Quantities	Values (\$)	Quantities	Values (\$)	
HOODS AND SHAPES OF WOOL FELT	DOZ				3562
HOODS AND SHAPES KNITTED	DOZ				3563
100 U KINGDOM			10	282	
231 HONG KONG			1346	13267	
317 CZECHOS	33	848	63	1634	
321 ECUADOR	70	803	285	3894	
327 FRANCE			76	4116	
335 GERMANY W			9	117	
344 ITALY			8689	88672	
347 JAPAN	322	1265	7326	24992	
352 MEXICO	634	648	2878	2225	
355 INDONESIA			5000	1668	
376 SWITZRLND	52	825	1061	15170	
393 TAIWAN			600	5678	
400 U STATES	284	1159	22606	198649	
	1395	5548	49949	360364	
HOODS AND SHAPES N O P	DOZ				3564
100 U KINGDOM			67	623	
305 AUSTRIA	5	105	5	105	
321 ECUADOR			20	335	
327 FRANCE			7	730	
344 ITALY			733	7983	
376 SWITZRLND			945	17244	
400 U STATES	307	1560	3843	32039	
	312	1665	5620	59059	
MATERIALS FOR HAT BRAIDS					3565
SURGICAL DRESSINGS					3566
100 U KINGDOM		31289		224070	
335 GERMANY W		3408		11303	
375 SWEDEN				835	
400 U STATES		49919		502287	
		84616		738495	
ELASTIC WEBBING WOVEN FOR MFRS	LB				3567
100 U KINGDOM	226	671	3330	5671	
327 FRANCE			101	365	
335 GERMANY W	123	468	5520	17054	
347 JAPAN	858	596	14647	10572	
354 NETHRLNDS	432	579	1040	1952	
400 U STATES	2367	7151	52254	104298	
	4006	9465	76892	139912	
ELASTIC WEBBING WOVEN N O P	LB				3568
100 U KINGDOM	258	533	5154	9894	
306 BELGIUM			298	602	
327 FRANCE			170	477	
335 GERMANY W			2783	6018	
344 ITALY	302	563	12467	15825	
347 JAPAN	7247	6793	159620	97711	
354 NETHRLNDS	607	1111	3620	6047	
400 U STATES	8452	14637	114876	180141	
	16866	23637	298988	316715	
WINDOW SHADES ON ROLLERS N O P					3569
400 U STATES		1853		10442	
		1853		10442	
CORDED RIBBONS FOR MENS HATS	LB				3570
400 U STATES	1989	10824	23790	117893	
	1989	10824	23790	117893	
NONELASTIC FABRICS FOR GARTERS	LB				3571
100 U KINGDOM			144	329	
400 U STATES	180	489	2748	8059	
	180	489	2892	8388	
FABRICS FOR CARD CLOTHING	LB				3572
400 U STATES	125	253	1600	3040	
	125	253	1600	3040	
FIBRE OR TEXTILE PRODUCTS N O P					3573
100 U KINGDOM				455	
344 ITALY		1348		3052	
376 SWITZRLND		204		283	
400 U STATES		12940		109876	
		14492		113666	
BRAIDED CORD 1 IN CIRC OR LESS	LB				3574
100 U KINGDOM			2732	2094	
400 U STATES	4611	3073	42991	30894	
	4611	3073	45723	32988	
ELASTIC WEBBING BRAIDED	LB				3576
100 U KINGDOM	530	848	3940	6816	
335 GERMANY W			655	1782	
344 ITALY	351	615	3429	5099	
347 JAPAN	30296	22799	43176	32977	
354 NETHRLNDS			927	1931	
360 ISRAEL	551	688	1267	1383	
400 U STATES	6227	8405	30537	73743	
	38025	33355	83931	123731	

IMPORTS INTO CANADA FOR CONSUMPTION

Articles and Countries from which Imported	MONTH OF JULY 1957		SEVEN MONTHS ENDED JULY 1957		Class Number	
	Quantities	Values (\$)	Quantities	Values (\$)		
GROUP 4						
WOOD WOOD PRODUCTS AND PAPER						
CANE REED OR RATTAN						
215 INDIA		1736		10463	4002	
231 HONG KONG				2806		
335 GERMANY W				4409		
347 JAPAN				203		
354 NETHRLNDS		613		703		
400 U STATES		1733		6766		
		4082		25350		
OSIERS WILLOWS AND BAMBOOS						
215 INDIA				1233	4003	
231 HONG KONG				1818		
304 ARGENTINA				2016		
311 BURMA				224		
347 JAPAN		242		4615		
354 NETHRLNDS				405		
367 AZORES				892		
400 U STATES				7542		
		242		18745		
CORKWOOD UNMANUFACTURED						
366 PORTUGAL				4650	4011	
372 SPAIN				577		
400 U STATES		1719		10956		
		1719		16183		
FENCE POSTS						
400 U STATES	NO				4021	
	8630	4260	49694	13879		
	8630	4260	49694	13879		
HICKORY BILLETS						
400 U STATES					4022	
		12010		68450		
		12010		68450		
POLES TELEGRAPH AND PILING						
400 U STATES	NO				4024	
	14269	295856	68808	2092658		
	14269	295856	68808	2092658		
RAILWAY TIES						
381 ALASKA	NO				4025	
400 U STATES			265	829		
	16563	50353	78015	260361		
	16563	50353	78280	261190		
LOGS ROUND UNMANUFACTURED NOP						
400 U STATES	M FT				4026	
	4150	270055	99274	5065324		
	4150	270055	99274	5065324		
HANDLE SHINGLE BOLTS FELLOES						
400 U STATES					4032	
		7117		19687		
		7117		19687		
HUB LAST WAGON OAR GUN BLOCKS						
335 GERMANY W				274	4033	
344 ITALY				932		
400 U STATES		43699		328380		
		43699		329586		
WOOD TEN PIN BLOCKS ROUGH						
TEAK AMARANTH TROPICAL WOODS						
100 U KINGDOM				649	4041	
210 G COAST		8152		61379		
217 CEYLON				320		
218 MALAYA				2660		
219 BEI OTHER				1528		
221 B GUIANA		5187		6859		
234 AUSTRALIA		878		36430		
309 BRAZIL				903		
312 CHILE				357		
314 COLOMBIA				2846		
318 DENMARK				736		
321 ECUADOR				1159		
328 FR AFRICA				2176		
335 GERMANY W				78		
337 GUATEMALA		637		3837		
347 JAPAN				4312		
363 PERU				6309		
371 THAILAND				26230		
400 U STATES		31814		166634		
		46668		325402		
ASH WHITE						
400 U STATES	M FT					4042
	106	13909	854	132895		
	106	13909	854	132895		
CEDAR						
222 B HOND	M FT					4043
381 ALASKA		705	1435	229		
400 U STATES		268	1340	64781		
		973	2776	158910		
		53480		223920		
CHESTNUT						
400 U STATES	M FT				4044	
	3	425	10	2188		
	3	425	10	2188		
FIR						
381 ALASKA	M FT				4045	
400 U STATES		7083	41727	144		
		7083	41728	3532374		
		614763		3532518		
GUMWOOD						
400 U STATES	M FT				4046	
	48	4021	294	31997		
	48	4021	294	31997		

IMPORTS INTO CANADA FOR CONSUMPTION

Articles and Countries from which Imported	MONTH OF JULY 1957		SEVEN MONTHS ENDED JULY 1957		Class Number
	Quantities	Values (\$)	Quantities	Values (\$)	
HEMLOCK 400 U STATES	M FT 386	23874	2024	146528	4047
HICKORY 400 U STATES	M FT 1	77	53	8738	4048
MAHOGANY 210 G COAST	M FT 162	31186	279	60162	4049
211 NIGERIA	21	4595	51	10694	
222 B HOND	111	32976	522	159062	
309 BRAZIL			50	7301	
328 FR AFRICA	109	17702	166	29547	
347 JAPAN	421	62934	1277	191162	
364 PHIL	60	6180	614	102666	
400 U STATES	288	62730	1405	335836	
OAK 347 JAPAN	M FT 5	902	72	11982	4050
400 U STATES	2600	359668	21848	3036177	
PINE SOUTHERN YELLOW OR PITCH 400 U STATES	M FT 2605	360570	21920	3048159	4051
PINE WHITE OR OTHER N O P 309 BRAZIL	M FT 233	37802	1624	272505	4052
400 U STATES	233	37802	1624	272505	
POPLAR 309 BRAZIL	M FT 2665	215718	149	16560	4053
400 U STATES	2665	215718	15657	1362631	
POPLAR 400 U STATES	M FT 203	27974	1841	237863	4054
REDWOOD 400 U STATES	M FT 203	27974	1841	237863	4055
WALNUT 210 G COAST	M FT 61	14084	545	120717	4056
327 FRANCE	61	14084	545	120717	
400 U STATES	1	213	1	213	
LUMBER AND TIMBER HARDWOOD N O P 335 GERMANY W	M FT 143	53419	1525	476314	4057
347 JAPAN	144	53632	1530	477670	
400 U STATES	21	4009	21	4009	
LUMBER AND TIMBER N O P 381 ALASKA	M FT 1922	162838	13416	1228178	4058
400 U STATES	1943	166847	13438	1232332	
HARDWOOD FLOORING 400 U STATES	M FT 4	394	28	2500	4059
PINE PONDEROSA AND SUGAR 400 U STATES	M FT 402	21763	3157	184385	4071
LATHS 400 U STATES	M FT 406	22157	3185	186885	4072
PICKETS PLAIN 400 U STATES	M FT 1320	175383	10003	1204407	4073
PLYWOOD GLUED OR CEMENTED 100 U KINGDOM	M FT 1320	175383	10003	1204407	4074
211 NIGERIA	M 2995	280771	16104	1531526	
305 AUSTRIA	M 2995	280771	16104	1531526	
306 BELGIUM					
318 DENMARK					
326 FINLAND					
327 FRANCE					
335 GERMANY W					
344 ITALY					
347 JAPAN					
354 NETHRLNDS					
356 SURINAM					
360 ISRAEL					
365 POLAND					
366 PORTUGAL					
375 SWEDEN					
381 ALASKA					
388 YUGO SLAV					
400 U STATES					
SHINGLES OF WOOD 400 U STATES	RF SQ 3051	19283	18101	120189	4075
VENEERS OF ROSEWOOD ETC 100 U KINGDOM	3051	19283	18101	120189	4076
327 FRANCE					
347 JAPAN					
364 PHIL					
400 U STATES					
VENEERS OF WOOD N O P 100 U KINGDOM					
307 BEL CONGO					
318 DENMARK					
327 FRANCE					

IMPORTS INTO CANADA FOR CONSUMPTION

Articles and Countries from which Imported	MONTH OF JULY 1957		SEVEN MONTHS ENDED JULY 1957		Class Number
	Quantities	Values (\$)	Quantities	Values (\$)	
344 ITALY				130	
347 JAPAN				757	
371 THAILAND		460		460	
400 U STATES		84760		734633	
VENEERS OF WOOD TAPED JOINTED		87133		825116	4077
400 U STATES		9903		32866	
VENEERS AUSTRALIAN BLACKWOOD		9903		32866	4078
400 U STATES		760		11267	
PLYWOOD FACED WITH METAL		760		11267	4079
335 GERMANY W				13295	
400 U STATES				23909	
BARK CRUDE FOR TANNERS USE	CWT			37204	4081
FUELWOOD	CORD				4082
400 U STATES	917	2558	1348	5343	
PULPWOOD	917	2558	1348	5343	4083
400 U STATES	CORD				
SAWDUST AND WOOD FLOUR	7368	129157	117083	2101256	4084
400 U STATES	7368	129157	117083	2101256	
BARRELS EMPTY SLACK		17211		152325	4090
400 U STATES	NO	17211		152325	
BARRELS EMPTY TIGHT					4091
327 FRANCE	NO		15	118	
400 U STATES	16048	71360	170333	590988	
STAVES OAK SAWN SPLIT OR CUT	16048	71360	170348	591106	4094
400 U STATES	M				
STAVES ROUGH SAWN N O P	122	26436	1773	612147	4095
400 U STATES	122	26436	1773	612147	
STAVES N O P			15	1384	4097
100 U KINGDOM	M		15	1384	
400 U STATES	14	739	89	2899	
WOODEN PAILS AND TUBS	155	6224	1096	39535	4098
400 U STATES	169	6963	1185	42434	
HOOPS HEADS AND LINERS OF WOOD				389	4099
100 U KINGDOM				389	
400 U STATES		7879		2954	
CORK SLABS BOARDS TILES N O P		7879		117412	4101
100 U KINGDOM				120366	
318 DENMARK		1879		10023	
335 GERMANY W				43514	
344 ITALY				183	
353 MOROCCO		2605		2605	
366 PORTUGAL		1504		1504	
372 SPAIN		27803		77668	
400 U STATES		63132		310286	
CORKS THREE FOURTHS IN OR LESS		19705		78834	4102
100 U KINGDOM	LB	116628		524617	
366 PORTUGAL			12	117	
372 SPAIN	417	1076	3724	5218	
400 U STATES	2314	4017	2387	4232	
CORKS OVER THREE FOURTHS INCH			1019	1854	4103
366 PORTUGAL	2731	5093	7142	11421	
372 SPAIN	10707	16071	91710	130575	
400 U STATES	5501	15304	11142	31237	
CORK SLABS BOARDS FOR MFRS		94	5732	9020	4104
366 PORTUGAL	16302	31590	108584	170832	
372 SPAIN		93494		236265	
400 U STATES		32258		288134	
MANUFACTURES OF CORKWOOD N O P		193553		944617	4105
100 U KINGDOM		319305		1469016	
305 AUSTRIA		10497		45848	
327 FRANCE				86	
344 ITALY				264	
354 NETHRLNDS				170	
366 PORTUGAL		13816		316	
372 SPAIN		20812		176844	
375 SWEDEN				67321	
400 U STATES		11692		190	
BILLETS OF WOOD FOR BATS		56817		149339	4112
400 U STATES				440378	
GUN STOCKS OF WALNUT ROUGH		2368		42241	4113
WOOD HANDLES FOR AGRIC IMPL		2368		42241	4114
400 U STATES		12781		137347	
		12781		137347	

IMPORTS INTO CANADA FOR CONSUMPTION

Articles and Countries from which Imported	MONTH OF JULY 1957		SEVEN MONTHS ENDED JULY 1957		Class Number
	Quantities	Values (\$)	Quantities	Values (\$)	
HANDLES OF WOOD N O P					4118
100 U KINGDOM				1345	
335 GERMANY W		1151		1580	
375 SWEDEN		237		2718	
400 U STATES		21447		239031	
		22835		244674	
SHAFTS OR HEADS FOR GOLF CLUBS					4119
400 U STATES		5761		27699	
		5761		27699	
LASTS OF WOOD					4120
335 GERMANY W				264	
400 U STATES		1258		20287	
		1258		20551	
MEXICAN SADDLE TREES STIRRUPS					4121
400 U STATES		1175		7995	
		1175		7995	
SPOKES HICKORY OAK ROUGH					4122
400 U STATES				9331	
				9331	
WALKING STICKS AND CANES					4125
100 U KINGDOM		980		6544	
327 FRANCE				960	
344 ITALY				258	
347 JAPAN		80		899	
352 MEXICO				139	
400 U STATES		172		3564	
		1232		12364	
SULPHITE PULP BL DISSOLVING					4130
400 U STATES	CWT				
	1009	10525	39540	409514	
	1009	10525	39540	409514	
SODA PULP					4131
	CWT				
SULPHITE PULP UNBLEACHED					4132
400 U STATES	CWT				
	38920	224121	446187	2633806	
	38920	224121	446187	2633806	
SULPHITE PULP BLEACHED N O P					4133
381 ALASKA			1032	7249	
400 U STATES		21744	135187	884475	
		21744	136219	891724	
SULPHATE OR KRAFT PULP					4134
400 U STATES	CWT				
	26337	164182	211900	1349587	
	26337	164182	211900	1349587	
WOOD PULP MECHANICAL					4135
	CWT				
PULP OF STRAW OR VEG FIBRE N O P					4136
100 U KINGDOM			20	515	
335 GERMANY W			7	293	
400 U STATES		27522	129675	1514084	
		27522	129702	1514892	
BOBBINS SHUTTLES AND SPOOLS					4141
100 U KINGDOM		1352		4324	
335 GERMANY W				812	
376 SWITZRLND				6536	
400 U STATES		23429		181276	
		24781		193648	
CASKETS COFFINS AND METAL PTS					4142
400 U STATES		38192		274097	
		38192		274097	
CHARCOAL MADE FROM WOOD					4143
400 U STATES	TON				
	114	10141	951	85574	
	114	10141	951	85574	
CHURNS N O P WASHBOARDS					4144
100 U KINGDOM		312		1046	
318 DENMARK		216		216	
335 GERMANY W		761		1903	
375 SWEDEN				202	
388 YUGO SLAV		537		1155	
400 U STATES		489		8113	
		2315		12635	
CLOTHES PINS AND PARTS					4145
231 HONG KONG	GROSS		5000	1410	
318 DENMARK	17850	5504	82600	25793	
335 GERMANY W			1250	600	
354 NETHRLNDS	2000	586	16000	4948	
375 SWEDEN	6200	1858	26350	8868	
400 U STATES			2790	2187	
	26050	7948	133990	43806	
CRUTCHES OR STAFFS					4146
400 U STATES		683		15983	
		683		15983	
CURTAIN STRETCHERS					4147
400 U STATES		2566		7796	
		2566		7796	
DOORS WOOD 6 FT X 2 FT OR OVER					4148
100 U KINGDOM	NO		21	2016	
335 GERMANY W	720	3203	3250	14820	
354 NETHRLNDS			125	919	
400 U STATES	1931	25862	8976	152456	
	2651	29065	12372	170211	
EXCELSIOR OR WOOD WOOL					4149
400 U STATES		271		6177	
		271		6177	
FIBRE AND MANUFACTURES N O P					4150
100 U KINGDOM		8173		10502	
327 FRANCE		4999		25300	
335 GERMANY W				2701	

IMPORTS INTO CANADA FOR CONSUMPTION

Articles and Countries from which Imported	MONTH OF JULY 1957		SEVEN MONTHS ENDED JULY 1957		Class Number
	Quantities	Values (\$)	Quantities	Values (\$)	
375 SWEDEN				6186	
376 SWITZRLND		110		110	
390 GERMANY E				408	
400 U STATES		118781		655288	
		126063		700495	
FURNITURE MAINLY OF WOOD					4151
100 U KINGDOM		6423		103337	
215 INDIA				1163	
218 MALAYA				465	
223 BARBADOS				114	
231 HONG KONG		20567		152789	
236 NEW ZEAL				100	
305 AUSTRIA				781	
306 BELGIUM		1056		4289	
313 CHINA				971	
317 CZECHO S		13438		62006	
318 DENMARK		27670		236045	
322 EGYPT				523	
327 FRANCE		516		22557	
335 GERMANY W		7215		79895	
344 ITALY		9478		36782	
347 JAPAN		3661		35883	
352 MEXICO		10644		12101	
353 MOROCCO				386	
354 NETHRLNOS		2515		15816	
359 NORWAY		2563		12387	
361 PANAMA				275	
363 PERU		95		95	
364 PHIL		140		140	
365 POLAND				15977	
372 SPAIN				231	
375 SWEDEN		8696		36861	
376 SWITZRLND				4617	
383 HAWAII				319	
388 YUGO SLAV		470		3294	
392 SYRIA		75		148	
400 U STATES		387471		3269201	
		502693		4109548	
MATCHES OF WOOD					4152
100 U KINGDOM				917	
335 GERMANY W				298	
344 ITALY		341		1435	
354 NETHRLNDS				75	
359 NORWAY				397	
365 POLAND				1233	
375 SWEDEN				27940	
400 U STATES		11656		41603	
		11997		73898	
MOULDINGS OF WOOD					4153
306 BELGIUM		82		82	
335 GERMANY W				1072	
354 NETHRLNDS				465	
400 U STATES		3974		30504	
		4056		32123	
SKIS RACQUETS AND FRAMES BATS					4154
100 U KINGDOM		2397		27399	
215 INDIA		510		7415	
216 PAKISTAN		1394		31318	
234 AUSTRALIA				4621	
305 AUSTRIA		56		10756	
306 BELGIUM		280		7298	
317 CZECHO S				800	
318 DENMARK				120	
326 FINLAND				324	
327 FRANCE				3352	
335 GERMANY W		9947		30063	
344 ITALY		61		2383	
347 JAPAN		722		14766	
354 NETHRLNOS				1652	
359 NORWAY				3597	
375 SWEDEN				2193	
376 SWITZRLND				1873	
400 U STATES		15453		116126	
		30820		266056	
WINDOW SASH OF WOOD					4155
400 U STATES		8373		51021	
		8373		51021	
WOOD BOXES CRATES AND SHOOKS					4156
100 U KINGDOM		68		157	
335 GERMANY W				273	
344 ITALY				110	
347 JAPAN		873		1570	
390 GERMANY E				1346	
400 U STATES		14015		153646	
		14956		157102	
MANUFACTURES OF WOOD					4157
100 U KINGDOM		16642		95849	
203 B E AFR				1391	
205 RHOD NYAS				274	
207 UN SO AFR		75		213	
215 INDIA		681		2562	
216 PAKISTAN				118	
217 CEYLON				730	
225 TRINIDAD				74	
231 HONG KONG		826		10254	
234 AUSTRALIA		699		1091	

IMPORTS INTO CANADA FOR CONSUMPTION

Articles and Countries from which Imported	MONTH OF JULY 1957		SEVEN MONTHS ENDED JULY 1957		Class Number
	Quantities	Values (\$)	Quantities	Values (\$)	
305 AUSTRIA		560		1050	
306 BELGIUM		307		1556	
317 CZECHOSLOVAKIA		1748		7057	
318 DENMARK		2219		6648	
326 FINLAND				1824	
327 FRANCE		5022		16278	
335 GERMANY W		8306		87714	
338 HAITI		123		208	
344 ITALY		7194		25756	
347 JAPAN		39648		235644	
352 MEXICO				2245	
354 NETHERLANDS		69		1987	
355 INDONESIA				112	
359 NORWAY				102	
372 SPAIN		69		69	
375 SWEDEN		4946		53514	
376 SWITZERLAND		1234		4483	
381 ALASKA				133	
383 HAWAII				911	
388 YUGOSLAVIA		3033		7096	
390 GERMANY E		324		1551	
400 U STATES		349830		2178261	
		443555		2746755	
BOWLS TRAYS AND DISHES OF WOOD					4158
100 U KINGDOM		55		1476	
205 RHODIANS				158	
215 INDIA		216		522	
224 JAMAICA		93		195	
231 HONG KONG		224		384	
313 CHINA				110	
317 CZECHOSLOVAKIA				187	
318 DENMARK				3218	
327 FRANCE		847		2565	
335 GERMANY W		356		1597	
338 HAITI		541		880	
344 ITALY		252		4038	
347 JAPAN		12760		102418	
352 MEXICO				844	
354 NETHERLANDS				512	
375 SWEDEN				5022	
376 SWITZERLAND		84		84	
383 HAWAII		281		1130	
388 YUGOSLAVIA				99	
400 U STATES		5770		32664	
		21479		158103	
PLAYING CARD STOCK	LB				4159
400 U STATES			190282	46116	
			190282	46116	
CONT BOARD FOR MOIST OILY FOOD	LB				4160
400 U STATES	741902	71071	10442914	1004481	
	741902	71071	10442914	1004481	
CARD STOCK BRISTOL BOARD N O P	LB				4161
100 U KINGDOM			365	481	
335 GERMANY W			1072	892	
354 NETHERLANDS			10744	2430	
400 U STATES	351532	55463	1544531	261240	
	351532	55463	1556712	265043	
CHIPBOARD NEWS BOARD	LB				4162
400 U STATES	335878	27814	2647641	241094	
	335878	27814	2647641	241094	
LEATHER BOARD LEATHEROID MFRS	LB				4163
100 U KINGDOM	19617	4501	165228	30445	
306 BELGIUM			25150	5604	
335 GERMANY W	19938	3896	175443	35196	
400 U STATES	16177	6807	149971	56025	
	55732	15204	515792	127270	
MILLBOARD AND BINDERS BOARD	LB				4164
100 U KINGDOM			1820	169	
400 U STATES	302769	24935	2522317	202407	
	302769	24935	2524137	202576	
PULPBOARD FOR MFR OF WALLBOARD	LB				4165
400 U STATES	4791437	249880	29110687	1520114	
	4791437	249880	29110687	1520114	
PULPBOARD TO WRAP ROLLS PAPER	LB				4166
400 U STATES	2839178	167328	5931477	347385	
	2839178	167328	5931477	347385	
STRAWBOARD N O P	LB				4167
354 NETHERLANDS			14000	411	
400 U STATES			15730	3860	
			29730	4271	
PULP BOARD FOR CONTAINERS	LB				4168
384 PRICO			70236	3305	
400 U STATES	4388367	256491	32151115	1935267	
	4388367	256491	32221351	1938572	
BUILDING AND INSULATING BOARD	LB				4169
100 U KINGDOM	500	106	52565	11789	
326 FINLAND	18345	1071	597046	26959	
352 MEXICO			242777	12208	
359 NORWAY	17012	642	371438	13518	
375 SWEDEN	678370	24652	4146068	188970	
400 U STATES	4870177	499543	29832668	3235408	
	5584404	526014	35242562	3488852	
PULPBOARD OTHER FIBREBOARD N O P	LB				4170
100 U KINGDOM	332	119	30735	9921	
306 BELGIUM			4060	786	
318 DENMARK	814	69	814	69	

IMPORTS INTO CANADA FOR CONSUMPTION

Articles and Countries from which Imported	MONTH OF JULY 1957		SEVEN MONTHS ENDED JULY 1957		Class Number
	Quantities	Values (\$)	Quantities	Values (\$)	
335 GERMANY W	10580	2207	16004	4201	
354 NETHRLNDS			4197	921	
375 SWEDEN	2205	265	11672	1193	
400 U STATES	386400	63830	4259689	756250	
	400331	66490	4327171	773341	
ELECTRIC INSULATING PRESSBOARD	LB				4171
100 U KINGDOM			122499	29286	
375 SWEDEN			42295	8250	
400 U STATES	173653	38705	1302678	309967	
	173653	38705	1467472	347503	
FELTBOARD ROOF FELT NOT COATED	LB				4172
400 U STATES	1078060	32694	7043671	220270	
	1078060	32694	7043671	220270	
PRESSBOARD N O P	LB				4173
100 U KINGDOM	544	145	28970	7820	
375 SWEDEN			4000	748	
400 U STATES	168169	42068	1244612	320880	
	168713	42213	1277582	329448	
SHOEBOARDS	LB				4174
100 U KINGDOM	12548	2620	45454	8156	
306 BELGIUM	28458	5712	64576	13184	
335 GERMANY W			87593	20907	
400 U STATES	48588	15359	700242	174615	
	89594	23691	897865	216862	
PAPERBOARD FOR SHOEBARDS	LB				4175
100 U KINGDOM			3660	842	
400 U STATES	8340	1303	355096	55815	
	8340	1303	358756	56657	
GYPNUM BOARD LATH ROCK LATH	LB				4176
400 U STATES	1084954	21669	1520834	30074	
	1084954	21669	1520834	30074	
ENAMELLED PAPER	LB				4178
400 U STATES			384	102	
			384	102	
CARBON PAPER	LB				4179
100 U KINGDOM	2598	2762	29886	34004	
305 AUSTRIA	2116	1627	7743	5918	
327 FRANCE			988	255	
400 U STATES	43293	30548	343295	227964	
	48007	34937	381912	268141	
ROTOGRAVURE PRINTING PAPER	LB				4180
BOOK PAPER FOR PERIODICALS	LB				4181
400 U STATES	15605	2110	568398	50110	
	15605	2110	568398	50110	
BOOK PRINTING LITHO PAPER NOP	LB				4182
100 U KINGDOM	4800	791	69074	15868	
354 NETHRLNDS			4266	1091	
400 U STATES	155589	38622	1439805	316287	
	160389	39413	1513145	333246	
BOOK PRINTING PAPER COATED NOP	LB				4183
100 U KINGDOM	5157	1270	7900	1736	
400 U STATES	378195	98826	2872212	629964	
	383352	100096	2280112	631700	
COATED PAPERS FOR PERIODICALS	LB				4184
100 U KINGDOM	9923	1249	9923	1249	
400 U STATES	73064	9936	876299	117325	
	82987	11185	886222	118574	
COVER PAPERS NOT PASTED COATED	LB				4185
100 U KINGDOM	5963	2661	78770	36213	
400 U STATES	25142	7498	318337	84458	
	31105	10159	397107	120671	
COVER PAPERS PASTED COATED	LB				4186
100 U KINGDOM	3731	1267	21165	9529	
400 U STATES	29145	11919	301406	104307	
	32876	13186	322571	113836	
SURFACE COATED PAPER N O P	LB				4187
100 U KINGDOM	14850	8129	162745	87944	
306 BELGIUM			600	773	
335 GERMANY W			1993	840	
375 SWEDEN			5624	791	
376 SWITZRLND			7303	4796	
400 U STATES	194209	102029	1273470	893094	
	209059	110158	1451735	988238	
WAXED PAPER IN PACKAGE FORM	LB				4189
400 U STATES	555	118	555	118	
	555	118	555	118	
WAXED PAPER FOR WRAPPING N O P	LB				4190
100 U KINGDOM			3979	1413	
400 U STATES	141152	48883	554832	174593	
	141152	48883	558811	176006	
GREASEPROOF AND GLASSINE PAPER	LB				4191
400 U STATES	29955	11617	260770	73014	
	29955	11617	260770	73014	
TISSUE WRAPPING PAPER	LB				4192
375 SWEDEN			11867	1524	
400 U STATES	27055	3115	1413739	184280	
	27055	3115	1425606	185804	
VEGETABLE PARCHMENT PAPER	LB				4193
100 U KINGDOM			90717	21174	
400 U STATES	2341	782	58476	19840	
	2341	782	149193	41014	
WRAPPING PAPER KRAFT	LB				4195
354 NETHRLNDS	11122	1454	11122	1454	
400 U STATES	448466	47648	2010942	245680	
	459588	49102	2022064	247134	

IMPORTS INTO CANADA FOR CONSUMPTION

Articles and Countries from which Imported	MONTH OF JULY 1957		SEVEN MONTHS ENDED JULY 1957		Class Number
	Quantities	Values (\$)	Quantities	Values (\$)	
WRAPPING PAPER OILED COATED 100 U KINGDOM 375 SWEDEN 400 U STATES	LB 42469 42469	 11407 11407	 14190 6799 410659 431648	 2740 934 91442 95116	4196
WRAPPING PAPER ALL KINDS NO P 100 U KINGDOM 335 GERMANY W 400 U STATES	LB 19383 155512 174895	 3426 36851 40277	 19383 1371 2062064 2082818	 3426 502 324766 328694	4197
DUPLEX BACKING PAPER 400 U STATES	LB 66837 66837	 38960 38960	 476986 476986	 247245 247245	4198
IMITATION PARCHMENT WRAPPING 375 SWEDEN	LB		 66459 66459	 8148 8148	4199
WRAPPER SHEETS AND HEADS 400 U STATES	LB 7360 7360	 672 672	 397830 397830	 34687 34687	4200
BOND AND LEDGER PAPERS UN CUT 100 U KINGDOM 400 U STATES	LB 410 52358 52768	 220 16634 16854	 410 1224896 1225306	 220 270626 270846	4201
ENVELOPES 100 U KINGDOM 234 AUSTRALIA 327 FRANCE 335 GERMANY W 344 ITALY 354 NETHRLNDS 359 NORWAY 375 SWEDEN 400 U STATES	M 22 16 10 10 10 10 34 2174 2266	 211 139 72 185 185 227 12200 13034	 182 16 10 2 60 10 500 34 17742 18556	 1122 139 72 78 538 185 743 227 111059 114163	4202
ONION SKIN AND MANIFOLD PAPER 100 U KINGDOM 327 FRANCE 335 GERMANY W 400 U STATES	LB 140 2158 45366 47664	 70 1059 31828 32957	 5104 2158 2009 334622 343893	 2603 1059 907 214166 218735	4203
BOXED PAPER AND PAPETERIES 100 U KINGDOM 305 AUSTRIA 306 BELGIUM 327 FRANCE 335 GERMANY W 376 SWITZRLND 400 U STATES	LB 138 25377 25515	 81 17729 17810	 3740 297 121 360 608 348 128641 134115	 1999 231 68 280 362 256 87695 90891	4204
HAND MADE PAPER 40 C OR OVER 100 U KINGDOM	LB 128 128	 89 89	 2566 2566	 1890 1890	4205
WASTE PAPER 400 U STATES	CWT 66480 66480	 104656 104656	 423238 423238	 693593 693593	4209
ELECTRIC CABLE INSULATG PAPER 100 U KINGDOM 335 GERMANY W 400 U STATES	LB 121452 121452	 56291 56291	 19218 5000 1744105 1768323	 4120 4070 803926 812116	4210
PHOTOGRAPHERS PAPERS 100 U KINGDOM 305 AUSTRIA 306 BELGIUM 335 GERMANY W 347 JAPAN 354 NETHRLNDS 355 INDONESIA 376 SWITZRLND 400 U STATES		 2226 5003 25778 673 516 286010 320206		 47620 339 132954 212722 153 5882 673 1047 1664633 2066023	4211
BLOTTING PAPER NOT PRINTED 100 U KINGDOM 335 GERMANY W 400 U STATES	LB 32748 32748	 8994 8994	 3527 540 300544 304611	 874 70 120020 120964	4212
CIGARETTE PAPER UNCUMMED 327 FRANCE 335 GERMANY W 400 U STATES	LB 299635 299635	 141409 141409	 70786 218 1980783 2051787	 30796 278 930251 961325	4213
CIGARETTE PAPER GUMMED ROLLS	LB				4214
CIGARETTE PAPERS IN PACKETS 100 U KINGDOM 327 FRANCE 400 U STATES	M 655 655	 11380 11380	 5 2284 557 2846	 75 36669 6990 43734	4215
CREPE PAPER DECORATIVE ROLLS 400 U STATES	LB 1703 1703	 1154 1154	 29855 29855	 10575 10575	4216
GUMMED PAPER 100 U KINGDOM 335 GERMANY W 400 U STATES	LB 5091 149440 154531	 1586 68845 70431	 121882 500 1383098 1505480	 30222 1062 642960 674244	4217

IMPORTS INTO CANADA FOR CONSUMPTION

Articles and Countries from which Imported	MONTH OF JULY 1957		SEVEN MONTHS ENDED JULY 1957		Class Number
	Quantities	Values (\$)	Quantities	Values (\$)	
HANGINGS OR WALL PAPER	LB				4218
100 U KINGDOM	6821	1669	64231	15017	
335 GERMANY W	1984	407	1984	407	
344 ITALY			1193	369	
347 JAPAN			1864	2243	
400 U STATES	25316	17169	222677	137632	
	34121	19245	291949	155668	
PAPER FOR SHOT SHELLS GUN WADS	LB				4219
400 U STATES	47736	11853	333022	83301	
	47736	11853	333022	83301	
PAPIERMACHE WARE N O P	LB				4220
100 U KINGDOM	334	259	4798	1483	
335 GERMANY W			110	225	
347 JAPAN	434	88	8730	2187	
400 U STATES	2895	1805	24046	10651	
	3663	2152	37684	14546	
PAPER DECALCOMANIA	LB				4222
100 U KINGDOM	12150	4062	33309	10665	
400 U STATES	16391	6304	99693	38803	
	28541	10366	133002	49468	
PAPER MATRIX FOR PRINTING	LB				4223
100 U KINGDOM	1810	167	7532	660	
400 U STATES	108319	45900	716297	295576	
	110129	46067	723829	296236	
PAPER MATTING	LB				4224
347 JAPAN			1200	799	
400 U STATES	15836	7101	88509	38478	
	15836	7101	89709	39277	
PAPER PHOTO BARYTA COATED	LB				4225
100 U KINGDOM	360	192	1009	1871	
400 U STATES	165273	60855	1241344	441292	
	165633	61047	1242353	443163	
SHINGLES OF PAPER OR FELT	LB				4226
400 U STATES	157866	4804	697374	20170	
	157866	4804	697374	20170	
ROOFING SHEATHING PAPER PREPRD	LB				4227
100 U KINGDOM			27160	3099	
400 U STATES	617896	42291	4064941	265295	
	617896	42291	4092101	268394	
TISSUE PAPER N O P	LB				4228
100 U KINGDOM			1735	667	
327 FRANCE			150	269	
400 U STATES	108185	17350	435878	88326	
	108185	17350	437763	89262	
TOILET PAPER	LB				4229
100 U KINGDOM			5880	1217	
400 U STATES	66388	9717	1052850	137668	
	66388	9717	1058730	138885	
TOWELS AND NAPKINS PLAIN	LB				4230
335 GERMANY W			7776	648	
347 JAPAN	1161	230	1161	230	
400 U STATES	56901	12590	675059	126248	
	58062	12820	683996	127126	
WAXED STENCIL PAPER	LB				4231
100 U KINGDOM	63439	49361	299452	239857	
305 AUSTRIA	6069	2559	17995	8547	
318 DENMARK			4515	4473	
400 U STATES	4015	5324	38613	42924	
	73523	57244	360575	295801	
ALL KINDS OF PAPER N O P	LB				4232
100 U KINGDOM	17294	5803	41722	14635	
306 BELGIUM	5082	1044	61654	6920	
327 FRANCE	9977	2668	12800	4381	
335 GERMANY W			6118	2313	
344 ITALY	507	255	1284	657	
354 NETHRLNDS			10837	2152	
393 TAIWAN			963	1662	
400 U STATES	710087	174226	5291081	1254149	
	742947	183996	5426459	1286869	
TISSUE PAPER FOR STENCILS	LB				4233
400 U STATES	5572	1891	16219	12186	
	5572	1891	16219	12186	
FACIAL TISSUES HANDKERCHIEFS	LB				4234
400 U STATES	390658	68929	2733959	487204	
	390658	68929	2733959	487204	
PAPER NAPKINS N O P	LB				4235
100 U KINGDOM	2900	902	18961	7819	
305 AUSTRIA			149	161	
318 DENMARK	3404	1451	37919	13822	
335 GERMANY W	16447	7477	40574	19079	
347 JAPAN	1868	2044	2048	2132	
375 SWEDEN			314	163	
400 U STATES	40093	12301	335479	101373	
	64712	24175	435444	144549	
CARBONIZING TISSUE PAPER	LB				4236
100 U KINGDOM	28501	19926	225740	152757	
327 FRANCE			13984	4158	
400 U STATES	147893	35005	954591	218586	
	176394	54931	1194315	375501	
CABLE INSULATING PAPER N O P	LB				4237
100 U KINGDOM			7415	1795	
326 FINLAND			69951	10053	
344 ITALY			60740	8057	
400 U STATES	30176	9315	272151	85300	
	30176	9315	410257	105205	

IMPORTS INTO CANADA FOR CONSUMPTION

Articles and Countries from which Imported	MONTH OF JULY 1957		SEVEN MONTHS ENDED JULY 1957		Class Number
	Quantities	Values (\$)	Quantities	Values (\$)	
CASH REGISTER PAPER 400 U STATES	LB 27663	8810	127456	33097	4238
	27663	8810	127456	33097	
FILTER PAPER 100 U KINGDOM 327 FRANCE 335 GERMANY W 400 U STATES	LB 282	54	4256 1730 1967	1823 472 1303	4239
	136920	112931	879520	706260	
	137631	113331	887473	709858	
TABULATING PAPER AND STOCK 400 U STATES	LB 186970	19015	3180540	334217	4240
	186970	19015	3180540	334217	
BAGS AND SACKS OF PAPER 100 U KINGDOM 335 GERMANY W 347 JAPAN 354 NETHRLNDS 381 ALASKA 400 U STATES	LB 1670	689	8216 1237 388	2654 689 70	4241
	141	141	12375 482	3980 191	
	270324	50639	2781057	568169	
	272135	51469	2803755	575753	
PAPER PROTECTORS FOR PLANTS 100 U KINGDOM 400 U STATES		583		1591 30764	4242
		583		32355	
CONTAINERS PAPERBOARD N O P 100 U KINGDOM 306 BELGIUM 327 FRANCE 335 GERMANY W 347 JAPAN 354 NETHRLNDS 376 SWITZRLND 384 P RICO 400 U STATES	LB 7007	3584	29709	14440	4243
	650	1032	742	1122	
	209	54	4437	1844	
			5253	2192	
			202	81	
			1411	416	
	53	68	580	241	
	1100	5918	1100	5918	
	1241874	285249	6192117	1739868	
	1250893	295905	6235551	1766122	
MILK BOTTLE CAPS OF PAPER					4244
PAPER TUBES AND CONES FOR YARN 100 U KINGDOM 306 BELGIUM 335 GERMANY W 400 U STATES	LB 168	57	9478 273	3923 154	4245
	11634	6997	64961	58102	
	24741	9269	184434	90062	
	36543	16323	259146	152241	
PAPER PATTERNS BOOT AND SHOE 400 U STATES		2148		15973	4246
		2148		15973	
POCKET SPUTUM CUPS AND REFILLS 100 U KINGDOM 400 U STATES		331		51 1457	4247
		331		1508	
TWINE OR YARN OF PAPER 335 GERMANY W 375 SWEDEN 400 U STATES	LB 247	82	247	82	4248
	89736	19539	29743	4562	
	89983	19621	566774	130481	
			596764	135125	
WINDOW BLINDS OF PAPER					4251
MANUFACTURES OF PAPER N O P 100 U KINGDOM 215 INDIA 231 HONG KONG 305 AUSTRIA 306 BELGIUM 318 DENMARK 327 FRANCE 335 GERMANY W 344 ITALY 347 JAPAN 354 NETHRLNDS 375 SWEDEN 376 SWITZRLND 378 JORDAN 390 GERMANY E 400 U STATES		16758		108361	4252
		681		167 2426 8221	
		425		1185	
		495		2330	
		182		5459	
		7988		41459	
		482		2055	
		7495		24584	
				920	
		421		3096	
		1433		5937	
				176	
		432		432	
		509281		3545668	
		546073		3752476	
PAPER CORES 400 U STATES	LB 279360	24268	2198970	188107	4253
	279360	24268	2198970	188107	
PAPER CUPS DISHES TABLEWARE 100 U KINGDOM 347 JAPAN 400 U STATES		55		432 234	4254
		33243		215348	
		33298		216014	
PAPER DOILIES AND LACE PAPER 100 U KINGDOM 335 GERMANY W 400 U STATES	LB 5509	3500	45131	25727	4255
	33019	15716	157	56	
	38528	19216	262459	126696	
			307747	152479	
PAPER NOVELTIES FLOWERS GAMES 100 U KINGDOM 231 HONG KONG 305 AUSTRIA 318 DENMARK 327 FRANCE 335 GERMANY W 344 ITALY		6120 1545		25401 1649 88	4256
		80		1267	
		241		231	
		3231		6315	
				3340	

IMPORTS INTO CANADA FOR CONSUMPTION

Articles and Countries from which Imported	MONTH OF JULY 1957		SEVEN MONTHS ENDED JULY 1957		Class Number
	Quantities	Values (\$)	Quantities	Values (\$)	
347 JAPAN		29986		118137	
352 MEXICO				5645	
354 NETHRLNDS				1259	
390 GERMANY E		8351		31210	
400 U STATES		18501		136215	
		68055		330757	
PAPER PATTERNS N O P					4257
100 U KINGDOM				2781	
327 FRANCE				207	
400 U STATES		31385		265796	
		31385		268784	
SHIPPING CONTAINERS	LB				4258
100 U KINGDOM			434	59	
400 U STATES	1288206	117367	6694852	709934	
	1288206	117367	6695286	709993	
TRAYS FOR PACKAGING APPLES	LB				4259
400 U STATES	58131	8043	416347	51604	
	58131	8043	416347	51604	
PAPER MATCHES					4260
100 U KINGDOM		1021		1685	
344 ITALY				5760	
400 U STATES		21208		126296	
		22229		133741	
ARTISTS PROOF ETCHINGS					4261
100 U KINGDOM				278	
327 FRANCE		96		96	
376 SWITZRLND		71		614	
383 HAWAII		50		350	
400 U STATES				850	
		217		2188	
ADMIRALTY CHARTS MANUSCRIPTS					4262
100 U KINGDOM		50		3520	
224 JAMAICA				100	
227 BAHAMAS				200	
327 FRANCE				137	
335 GERMANY W				54	
400 U STATES		4872		29589	
		4922		33600	
BLUEPRINTS NOP AND HYDRO PLANS					4263
100 U KINGDOM		4775		42887	
234 AUSTRALIA				3891	
306 BELGIUM		721		2950	
318 DENMARK				692	
327 FRANCE				27668	
335 GERMANY W		100		52004	
347 JAPAN		119		745	
354 NETHRLNDS		75		178	
376 SWITZRLND		261		399	
400 U STATES		128464		2440261	
		134515		2571675	
MUSIC FOR MECHANICAL PIANOS					4264
400 U STATES		63		1753	
		63		1753	
MUSIC PRINTED					4265
100 U KINGDOM		905		9238	
306 BELGIUM		818		818	
327 FRANCE		1417		8208	
335 GERMANY W				100	
344 ITALY				264	
376 SWITZRLND				147	
400 U STATES		19272		151562	
		22412		170337	
NEWSPAPER OR COMIC SECTIONS					4266
400 U STATES		89087		599186	
		89087		599186	
MAGAZINES NEWSPAPERS UNBOUND					4267
100 U KINGDOM		15161		112614	
231 HONG KONG		1040		6955	
306 BELGIUM		10142		35428	
327 FRANCE		37417		406213	
335 GERMANY W		1251		4024	
344 ITALY		7946		35531	
347 JAPAN		84		3043	
354 NETHRLNDS		140		1953	
375 SWEDEN				905	
376 SWITZRLND		1285		3922	
400 U STATES		2120838		14448302	
		2195304		15058890	
PHOTOGRAPHS NEWS ILLUSTRATION					4268
100 U KINGDOM				50	
400 U STATES		1689		11676	
		1689		11726	
PHOTOGRAPHS CHROMOS N O P					4269
100 U KINGDOM		11347		53600	
231 HONG KONG		527		698	
305 AUSTRIA				145	
306 BELGIUM				60	
313 CHINA				577	
318 DENMARK		342		1165	
327 FRANCE		854		9244	
335 GERMANY W		1714		6144	
344 ITALY		66		1804	
347 JAPAN		2427		19924	
352 MEXICO				1344	
354 NETHRLNDS		316		3905	
365 POLAND				80	

IMPORTS INTO CANADA FOR CONSUMPTION

83

Articles and Countries from which Imported	MONTH OF JULY 1957		SEVEN MONTHS ENDED JULY 1957		Class Number
	Quantities	Values (\$)	Quantities	Values (\$)	
375 SWEDEN				1424	
376 SWITZRLND		611		2233	
383 HAWAII				86	
390 GERMANY E				560	
400 U STATES		229303		1724797	
		247507		1827790	
PHOTOGRAPHS FOR REPRODUCTION					4271
100 U KINGDOM		128		305	
327 FRANCE				100	
347 JAPAN		109		109	
400 U STATES		8152		91272	
		8389		91786	
TRANSFERS DECALCOMANIA					4272
100 U KINGDOM		2972		7174	
347 JAPAN				130	
375 SWEDEN				244	
400 U STATES		28460		152445	
		31432		159993	
PAPER FOR DUPLICATING MACHINES					4290
400 U STATES	LB	72257	483302	217640	
		27374	483302	217640	
		72257	483302	217640	
ADVERTISING AND PRINTED MATTER					4291
100 U KINGDOM	LB	16714	227139	226641	
224 JAMAICA		20737	230	172	
231 HONG KONG			952	741	
234 AUSTRALIA		106	1151	1058	
305 AUSTRIA		72	621	557	
306 BELGIUM		358	1313	1391	
317 CZECHOS		350	686	330	
318 DENMARK		200	1521	1310	
327 FRANCE		1827	1732	15036	
335 GERMANY W		13831	77459	61999	
336 GREECE			100	100	
344 ITALY		271	7854	4565	
347 JAPAN		366	1240	1087	
352 MEXICO			421	402	
354 NETHRLNDS		4533	21387	17682	
359 NORWAY		122	442	533	
365 POLAND			175	175	
372 SPAIN		41	41	69	
375 SWEDEN		2536	11764	14288	
376 SWITZRLND		1730	15690	15020	
380 USSR			316	144	
381 ALASKA		50	50	52	
387 VENEZUELA			59	245	
390 GERMANY E			872	1118	
400 U STATES		506360	4076882	4238285	
		552980	4466097	4603000	
PRINTED MATTER NOP					4292
100 U KINGDOM		14558		84341	
231 HONG KONG				116	
234 AUSTRALIA				182	
306 BELGIUM				248	
318 DENMARK				491	
327 FRANCE				1171	
335 GERMANY W		1514		7049	
344 ITALY				1092	
347 JAPAN		4080		20379	
354 NETHRLNDS		138		649	
375 SWEDEN				250	
376 SWITZRLND		347		906	
381 ALASKA				775	
400 U STATES		221524		1719855	
		242161		1837504	
CARDS FOR PLAYING					4293
100 U KINGDOM	PACK	1082	6308	3507	
327 FRANCE		947	48	116	
335 GERMANY W		432	1996	500	
344 ITALY			2145	711	
347 JAPAN			100	57	
400 U STATES		1578	39389	24325	
		3092	49986	29286	
HAND MADE DRAWINGS OR DESIGNS					4294
100 U KINGDOM				432	
335 GERMANY W				275	
344 ITALY				144	
400 U STATES		187		17349	
		187		18200	
LABELS TAGS TICKETS					4295
100 U KINGDOM		9937		48843	
232 MALTA		134		134	
234 AUSTRALIA		472		736	
306 BELGIUM		268		268	
316 CUBA				574	
318 DENMARK				144	
327 FRANCE		807		3846	
328 FR AFRICA		111		111	
335 GERMANY W		163		654	
347 JAPAN		215		655	
354 NETHRLNDS				77	
400 U STATES		112650		739127	
		124757		795169	
PICTORIAL POST CARDS FOLDERS					4296
100 U KINGDOM	LB	1302	7183	6192	
318 DENMARK		125	1239	2023	
327 FRANCE		222	1551	3033	

IMPORTS INTO CANADA FOR CONSUMPTION

Articles and Countries from which Imported	MONTH OF JULY 1957		SEVEN MONTHS ENDED JULY 1957		Class Number
	Quantities	Values (\$)	Quantities	Values (\$)	
335 GERMANY W			1034	1863	
344 ITALY	330	103	795	776	
347 JAPAN			665	486	
354 NETHRLNDS	73	87	547	694	
360 ISRAEL	1451	1871	1601	2187	
375 SWEDEN			135	103	
376 SWITZRLND	315	311	1241	1618	
400 U STATES	119148	110490	853730	819523	
	122966	114831	869721	838498	
BIBLES PRAYER BOOKS HYMN BOOKS					4301
100 U KINGDOM		55349		254048	
306 BELGIUM		37876		196817	
327 FRANCE		13468		113556	
335 GERMANY W		1320		19635	
344 ITALY		15524		54616	
347 JAPAN		597		1673	
352 MEXICO				790	
354 NETHRLNDS		97		1494	
360 ISRAEL		2301		2856	
372 SPAIN				488	
375 SWEDEN				130	
376 SWITZRLND				4776	
378 JORDAN				225	
389 IRELAND				132	
400 U STATES		201703		1769798	
		328235		2421034	
BLANK BOOKS RULED OR PLAIN					4302
100 U KINGDOM		134		1204	
335 GERMANY W				745	
347 JAPAN				876	
400 U STATES		4365		20040	
		4499		22865	
BOOKS OVER 12 YEARS OLD					4303
100 U KINGDOM				1849	
400 U STATES		204		9871	
		204		11720	
TEXT BOOKS FOR SCHOOLS COLLEGE					4305
100 U KINGDOM		17110		56562	
215 INDIA				219	
231 HONG KONG				497	
305 AUSTRIA				141	
306 BELGIUM		2232		9664	
318 DENMARK		150		559	
327 FRANCE		20041		89360	
335 GERMANY W		524		3998	
344 ITALY				1203	
354 NETHRLNDS		530		3547	
375 SWEDEN				137	
376 SWITZRLND				532	
388 YUGO SLAV		119		119	
400 U STATES		477138		2736286	
		517844		2902824	
BOOKS NOVELS FICTION					4306
100 U KINGDOM		2328		9576	
400 U STATES		10240		76927	
		12568		86503	
BOOKS SCIENCE FOR LIBRARIES					4307
100 U KINGDOM		17203		138625	
203 B E AFR				150	
215 INDIA		3694		7166	
231 HONG KONG				74	
234 AUSTRALIA		745		1993	
236 NEW ZEAL				1889	
306 BELGIUM		683		5044	
313 CHINA				359	
318 DENMARK		1688		3403	
327 FRANCE		3029		29322	
335 GERMANY W		186		5247	
344 ITALY		362		1284	
347 JAPAN				2665	
354 NETHRLNDS		216		5557	
375 SWEDEN		91		1137	
376 SWITZRLND		916		6140	
380 USSR				230	
389 IRELAND				267	
390 GERMANY E				208	
400 U STATES		482393		3270978	
		511206		3481738	
BOOKS GOVERNMENT ASSOCIATION					4308
100 U KINGDOM		3502		41498	
207 UN SO AFR				867	
217 CEYLON				500	
220 BERMUDA				130	
234 AUSTRALIA				466	
306 BELGIUM				506	
327 FRANCE		528		9249	
335 GERMANY W		497		2954	
344 ITALY		1213		15476	
352 MEXICO				149	
354 NETHRLNDS		149		487	
372 SPAIN				50	
376 SWITZRLND				607	
400 U STATES		19479		192240	
		25368		265179	

IMPORTS INTO CANADA FOR CONSUMPTION

Articles and Countries from which Imported	MONTH OF JULY 1957		SEVEN MONTHS ENDED JULY 1957		Class Number
	Quantities	Values (\$)	Quantities	Values (\$)	
FREIGHT RATES FOR RAILWAYS					4309
100 U KINGDOM		313		2557	
234 AUSTRALIA				50	
327 FRANCE				858	
335 GERMANY W				496	
354 NETHRLNDS				172	
400 U STATES		3603		27010	
		3973		31143	
BOOKS PRINTED PERIODICALS NOP					4310
100 U KINGDOM		139968		905139	
234 AUSTRALIA				861	
305 AUSTRIA		60		1243	
318 DENMARK				371	
327 FRANCE		70		1042	
335 GERMANY W		432		1482	
340 HUNGARY				92	
344 ITALY		176		927	
347 JAPAN				788	
354 NETHRLNDS		661		5307	
375 SWEDEN				251	
376 SWITZRLND				262	
381 ALASKA				133	
400 U STATES		642432		6352675	
		783799		7270573	
BOOKS FOREIGN LANGUAGE					4311
100 U KINGDOM		469		10254	
231 HONG KONG		192		913	
304 ARGENTINA				356	
306 BELGIUM		18444		140908	
318 DENMARK				453	
326 FINLAND		533		2014	
327 FRANCE		135670		859853	
335 GERMANY W		1215		22783	
340 HUNGARY		684		2451	
341 ICELAND		350		823	
344 ITALY		202		10967	
347 JAPAN		65		538	
354 NETHRLNDS		258		26630	
365 POLAND				826	
372 SPAIN		166		579	
375 SWEDEN				2562	
376 SWITZRLND		138		5227	
380 USSR				129	
391 LEBANON				442	
400 U STATES		25157		147436	
		183543		1236144	

IMPORTS INTO CANADA FOR CONSUMPTION

Articles and Countries from which Imported	MONTH OF JULY 1957		SEVEN MONTHS ENDED JULY 1957		Class Number
	Quantities	Values (\$)	Quantities	Values (\$)	
<u>GROUP 5</u>					
<u>IRON AND ITS PRODUCTS</u>					
IRON ORE					
309 BRAZIL	TON	21407	75772	959228	5001
312 CHILE			11424	102816	
400 U STATES			2060195	15921431	
		786457	6070734		
		807864	6348523	2147391	16983475
FERRO TUNGSTEN					
100 U KINGDOM	CWT		1536	101267	5010
400 U STATES			17	4010	
			1553	105277	
PIG IRON FOR AGRIC IMPLEMENTS					
400 U STATES	TON		218	14557	5011
			218	14557	
PIG IRON N O P					
100 U KINGDOM	TON	45	167	11140	5012
400 U STATES		340	2333	158519	
		385	2500	169659	
FERRO MANG UNDER					
1 PC SILICON	CWT	850	6403	105398	5013
400 U STATES		850	6403	105398	
SILICO MANG OVER					
1 PC SILICON	CWT		1103	20074	5014
327 FRANCE		2100	11710	197675	
347 JAPAN		1812	16343	356316	
400 U STATES		3912	29156	574065	
FERRO SILICON					
375 SWEDEN	CWT		67	941	5015
400 U STATES		645	10106	193851	
		645	10173	194792	
ALLOYS N O P FOR MFR OF STEEL					
100 U KINGDOM	CWT		1629	115289	5018
205 RHOD NYAS		1120	3920	85416	
327 FRANCE			2007	54561	
335 GERMANY W			112	2413	
375 SWEDEN			221	5433	
400 U STATES		1731	80163	2362762	
		2851	88052	2625874	
INGOTS COGGED BLOOMS SLABS NOP					
100 U KINGDOM	TON	15	40	20900	5020
375 SWEDEN			3	2097	
400 U STATES		2968	15951	1954411	
		2983	15994	1977408	
INGOTS NOT LESS THAN 3 CTS LB					
400 U STATES	TON	133	2049	686226	5021
		133	2049	686226	
INGOTS FOR FORGINGS INGOTS NOP					
400 U STATES	TON	73	520	76151	5022
		73	520	76151	
SPONGE IRON					
400 U STATES	TON	55	236	35948	5024
		55	236	35948	
CAST SCRAP					
381 ALASKA	TON		47	1725	5031
400 U STATES		2924	27402	962916	
		2924	27449	964641	
WROUGHT SCRAP					
100 U KINGDOM	TON		2034	32372	5032
334 ST PIERRE		38	38	1229	
381 ALASKA			53	1974	
400 U STATES		33534	215713	9390357	
		33572	217838	9425932	
TIN PLATE SCRAP					
400 U STATES	TON	167	609	16556	5033
		167	609	16556	
AXLES FOR RAILWAY VEHICLES					
100 U KINGDOM				75407	5041
400 U STATES				192733	
				34569	
				268140	
AXLES FOR VEHICLES N O P					
100 U KINGDOM				1474	5042
400 U STATES				512911	
				37188	
				514385	
AXLES N O P					
100 U KINGDOM				153	5043
400 U STATES				154033	
				3795	
				154186	
CASTINGS FOR AGRIC IMPLEMENTS					
100 U KINGDOM				9518	5044
400 U STATES				48870	
				5585	
				58388	
INGOT MOULDS FOR STEEL					
100 U KINGDOM				74821	5045
400 U STATES				1267209	
				143573	
				1342030	
MOULDS N O P					
100 U KINGDOM				1319	5046
306 BELGIUM				4624	
327 FRANCE				1104	
400 U STATES				235518	
				40014	
				45639	

IMPORTS INTO CANADA FOR CONSUMPTION

Articles and Countries from which Imported	MONTH OF JULY 1957		SEVEN MONTHS ENDED JULY 1957		Class Number
	Quantities	Values (\$)	Quantities	Values (\$)	
CASTINGS MALLEABLE N O P ROUGH 100 U KINGDOM 376 SWITZRLNO 400 U STATES	CWT 11 2347	348 61738	264 11 21760	5079 348 539768	5047
CASTINGS NONMALLEABLE NOP RGH 100 U KINGDOM 400 U STATES	CWT 2493 2493	59330 59330	112 17980 18092	3380 419511 422891	5048
CASTINGS OF STEEL N O P ROUGH 100 U KINGDOM 359 NORWAY 376 SWITZRLNO 400 U STATES	CWT 7674 7674	225378 225378	86 1326 311 48050 49773	6562 28933 19737 1262499 1317731	5049
FORGINGS N O P 100 U KINGDOM 335 GERMANY W 344 ITALY 400 U STATES		16938 139785 156723		144893 15044 1030 1364354 1525321	5050
FORGINGS HOLLOW AND 20 TONS 100 U KINGDOM 306 BELGIUM 335 GERMANY W 344 ITALY 400 U STATES		83670 28304 65227 177201		535815 19914 14174 56695 394521 1021119	5051
PISTON RING CASTINGS ROUGH 100 U KINGDOM 400 U STATES		913 16966 17879		3482 65475 68957	5052
CASTINGS FOR RAILWAY VEHICLES 400 U STATES				213 213	5054
TIRES STEEL ROUGH RAILWAY 100 U KINGDOM 400 U STATES	CWT 1302 1034 2336	15759 10838 26597	16870 2165 19035	204605 24340 228945	5055
STEEL WHEELS FOR RAILWAYS 100 U KINGDOM 400 U STATES		436869 13517 450386		2684875 156846 2841721	5057
FORGED GOLF CLUB HEADS 400 U STATES		165 165		27083 27083	5058
SEMI FINISHED PISTON CASTINGS 400 U STATES		3649 3649		6272 6272	5059
BARS BILLETS HOT ROLLED N O P 400 U STATES	CWT		367 367	941 941	5071
BARS BILLETS COLO ROLLED N O P 100 U KINGDOM 305 AUSTRIA 306 BELGIUM 335 GERMANY W 375 SWEDEN 400 U STATES	CWT 8122 1685 21 5119 14947	66063 11580 1042 73847 152532	37623 61 7428 987 477 87426 134002	321058 1110 72505 17467 17056 1046877 1476073	5072
BARS BILLETS H R 4CTS AND OVER 100 U KINGDOM 305 AUSTRIA 306 BELGIUM 312 CHILE 327 FRANCE 335 GERMANY W 375 SWEDEN 400 U STATES	CWT 26383 34 7002 385 2970 385 184 65000 102343	194882 1003 40209 1941 15475 2669 5843 530517 792539	139330 519 77794 1991 25527 1025 1258 613040 860484	1097213 10086 425243 10048 140881 8037 34899 4747211 6473618	5073
BARS BILLETS HAMMERED N O P 100 U KINGDOM 305 AUSTRIA 335 GERMANY W 375 SWEDEN 400 U STATES	CWT 6 44 49 99	208 1596 1989 3793	7 201 2 456 710	175 4208 133 1596 16329 22441	5074
BARS SHEETS STRIP FOR SHOVELS 400 U STATES	CWT		14 14	167 167	5076
BARS ROOS FOR AGRIC IMPLEMENTS 335 GERMANY W 400 U STATES	CWT 3760 3760	35674 35674	15 68994 69009	81 551343 551424	5077
RAILWAY RAILS N O P 100 U KINGDOM 306 BELGIUM 327 FRANCE 335 GERMANY W 354 NETHRLNDS 400 U STATES	TON 3173 69 121 851 4214	360279 6740 16965 70399 454383	12193 448 27 1137 204 4465 18474	1381585 45030 2863 121283 21409 438675 2010845	5078
STEEL GROOVED TRAMWAY RAILS 400 U STATES	TON 71 71	9908 9908	71 71	9908 9908	5079

IMPORTS INTO CANADA FOR CONSUMPTION

Articles and Countries from which Imported	MONTH OF JULY 1957		SEVEN MONTHS ENDED JULY 1957		Class Number
	Quantities	Values (\$)	Quantities	Values (\$)	
BARS HOT R ROUNDS AND SQUARES	CWT				5081
100 U KINGDOM	439	5266	3734	40011	
375 SWEDEN			45	2428	
400 U STATES	1969	14673	39824	301270	
	2408	19939	43603	343709	
RODS FOR MANUFACTURE OF CHAIN	CWT				5102
400 U STATES	489	3440	1584	10720	
	489	3440	1584	10720	
RODS NOT OVER 375 IN FOR WIRE	CWT				5103
100 U KINGDOM			10480	53643	
306 BELGIUM	9940	52532	38593	202701	
312 CHILE			4962	26825	
335 GERMANY W			9100	51935	
400 U STATES	3978	26156	28442	193146	
	13918	78688	91577	528250	
WELDING ROOS OF ALL KINDS	CWT				5104
100 U KINGDOM	23	756	688	29478	
305 AUSTRIA			22	744	
306 BELGIUM	3	305	13	520	
335 GERMANY W	4	689	129	11783	
375 SWEDEN			11	189	
400 U STATES	17364	394342	96257	2507054	
	17394	396092	97120	2549768	
BLANKS FOR MILLING CUTTERS	CWT				5111
400 U STATES	9	983	60	7113	
	9	983	60	7113	
STRIP HOT R DBO INCH OR LESS	CWT				5112
400 U STATES			186	693	
			186	693	
STRIP HOT R OVER 080 INCH	CWT				5113
400 U STATES			566	1810	
			566	1810	
STRIP COLD R 080 INCH OR LESS	CWT				5114
100 U KINGDOM	637	5300	3477	29838	
375 SWEDEN	535	19303	3136	116734	
400 U STATES	4354	56816	32667	540819	
	5526	81419	39280	687391	
STRIP COLO R OVER 080 INCH	CWT				5115
100 U KINGDOM			259	2699	
400 U STATES	584	7622	9362	140646	
	584	7622	9621	143345	
STRIP HOT R FOR COLO ROLLING	CWT				5116
STRIP FOR MANUFACTURE OF MATS	CWT				5117
400 U STATES			414	3360	
			414	3360	
STRIP COLD ROLLED FOR DOORS	CWT				5118
HOOP STEEL FDR COOPERAGE	CWT				5120
100 U KINGDOM	453	3408	702	5204	
400 U STATES	405	4627	7895	61268	
	858	8035	8597	66472	
PLATES 66 INCHES WIDE OR LESS	CWT				5121
100 U KINGDOM	1481	9409	1481	9409	
327 FRANCE			518	4270	
400 U STATES	4992	20401	44811	209533	
	6473	29810	46810	223212	
PLATES OVER 66 INS LESS 78 INS	CWT				5122
400 U STATES	3181	15529	20042	97613	
	3181	15529	20042	97613	
PLATES FLANGED CURVED N O P	CWT				5123
100 U KINGDOM	6035	51716	19681	138210	
400 U STATES	4950	77235	42853	705677	
	10985	128951	62534	843887	
PLATES FOR BOILERS OIGESTERS	CWT				5124
100 U KINGDOM	686	5331	3346	29991	
400 U STATES	16668	207462	65789	395028	
	17354	212793	69135	625019	
PLATES STEEL CHEQUER SURFACE	CWT				5125
100 U KINGDOM	2670	19714	9037	63674	
400 U STATES	21869	138241	187839	1174918	
	24539	157955	196876	1238592	
SHEETS OVER 080 INCH THICK NOP	CWT				5126
400 U STATES	5458	38565	44959	297198	
	5458	38565	44959	297198	
SHEETS 080 INCH OR LESS N O P	CWT				5127
100 U KINGDOM	1916	12407	18841	128150	
335 GERMANY W			5	59	
400 U STATES	29079	196210	374611	2580469	
	30995	208617	393457	2708678	
SHEET OR STRIP FOR TIN PLATE	CWT				5128
SHEETS FOR MFR OF HOLLOW WARE	CWT				5129
100 U KINGDOM	3258	22010	11995	81216	
400 U STATES	9212	71306	70680	506445	
	12470	93316	82675	587661	
SHEETS BLUE FOR HEATING APP	CWT				5130
SHEETS 075SILICON FOR ELEC APP	CWT				5131
100 U KINGDOM	79	2086	4151	88029	
400 U STATES	54305	1033119	345105	6135975	
	54384	1035205	349256	6224004	
SHEETS 50 PER POUND DR OVER	CWT				5132
100 U KINGDOM	65738	492836	503542	3535115	

IMPORTS INTO CANADA FOR CONSUMPTION

Articles and Countries from which Imported	MONTH OF JULY 1957		SEVEN MONTHS ENDED JULY 1957		Class Number
	Quantities	Values (\$)	Quantities	Values (\$)	
234 AUSTRALIA			84190	552492	
306 BELGIUM	2210	12350	86859	638558	
312 CHILE			121550	803671	
327 FRANCE	3234	24629	11396	75840	
335 GERMANY W	7092	53796	143517	1068789	
347 JAPAN	16263	130851	89415	694944	
365 POLAND			1707	10781	
375 SWEDEN			440	5210	
381 ALASKA			31	235	
387 VENEZUELA			105	744	
400 U STATES	348569	2301508	2987899	20754141	
	443106	3015970	4030651	28140520	
SHEETS RUST PROOF OVER 5 CTS	CWT				5133
100 U KINGDOM	3614	183615	33341	1599464	
335 GERMANY W			7202	50725	
375 SWEDEN	1174	60190	3432	175680	
387 VENEZUELA			4	263	
400 U STATES	23107	493027	131414	4265038	
	27895	736832	175393	6091170	
SHEETS CORRUGATED AND PEBBLED	CWT				5134
100 U KINGDOM			2208	27297	
400 U STATES	12169	106793	37670	341569	
	12169	106793	39878	368866	
SHEETS COATED WITH PAINT TAR	CWT				5135
100 U KINGDOM	336	3787	1904	21640	
335 GERMANY W	41	1352	137	2557	
387 VENEZUELA			1599	16263	
400 U STATES	16844	179187	171378	1776845	
	17221	184326	175018	1817305	
SHEETS COATED WITH ENAMEL	CWT				5136
400 U STATES	4	115	170	6111	
	4	115	170	6111	
SHEETS COATED WITH TIN	CWT				5137
100 U KINGDOM			76248	701365	
400 U STATES	2319	19289	21446	205822	
	2319	19289	97694	907187	
SHEETS COATED WITH METAL N D P	CWT				5139
335 GERMANY W			1155	22900	
400 U STATES	2147	38736	16847	395402	
	2147	38736	18002	418302	
SHEETS COATED WITH ZINC N O P	CWT				5140
100 U KINGDOM			3136	25874	
306 BELGIUM			127	1426	
335 GERMANY W			59	768	
347 JAPAN	110	1453	154	2064	
387 VENEZUELA			110	2089	
400 U STATES	8521	86422	61078	670512	
	8631	87875	64664	702733	
SHEETS FOR COATING WITH METALS	CWT				5141
SHEETS SHAPED FOR AGRIC IMPL	CWT				5142
400 U STATES	430	10744	6871	127108	
	430	10744	6871	127108	
SHEETS FOR MFR BUCKLE CLASPS	CWT				5143
100 U KINGDOM			226	6064	
400 U STATES	10	273	4800	76433	
	10	273	5026	82497	
SHEETS COLD ROLLED FOR HINGES	CWT				5144
400 U STATES	21	638	2388	31885	
	21	638	2388	31885	
SHEETS FOR MFR DF SADDLERY	CWT				5145
400 U STATES			45	1690	
			45	1690	
SHEETS TEMPERED FOR SAWS	CWT				5146
100 U KINGDOM	19	813	488	12733	
318 DENMARK			15	787	
375 SWEDEN	67	3564	659	37823	
400 U STATES	133	7750	984	55195	
	219	12127	2146	106538	
SHEETS NOT TEMPERED FOR SAWS	CWT				5147
100 U KINGDOM	139	3187	599	13655	
335 GERMANY W			49	7756	
375 SWEDEN	107	6333	1606	53209	
400 U STATES	4058	98998	19345	639174	
	4304	108518	21599	713794	
SHEETS COLD ROLLED FOR PIPE	CWT				5148
400 U STATES	26	756	33597	205555	
	26	756	33597	205555	
SKELP 14 INS OR LESS FOR PIPE	CWT				5149
100 U KINGDOM	3367	18253	10124	54850	
335 GERMANY W			38170	190144	
400 U STATES	26857	143418	1077569	5560001	
	30224	161671	1125863	5804995	
SKELP OVER 14 INS FOR PIPE	CWT				5150
347 JAPAN	21507	176487	21507	176487	
400 U STATES	503937	3243730	2638907	15884988	
	525444	3420217	2660414	16061475	
HOT R STRIP FOR MOTOR VEHICLES	CWT				5151
400 U STATES			2559	19844	
			2559	19844	
WROUGHT OR PUDDLED IRON BILLET	CWT				5152
HODP STRIP BESSEMER FOR HINGES	CWT				5153
400 U STATES			2505	10740	
			2505	10740	

IMPORTS INTO CANADA FOR CONSUMPTION

Articles and Countries from which Imported	MONTH OF JULY 1957		SEVEN MONTHS ENDED JULY 1957		Class Number
	Quantities	Values (\$)	Quantities	Values (\$)	
PLATES 78 INCHES AND OVER 400 U STATES	CWT 3003	13993	18173	88200	5154
SHEETS COATED LEAD AND TIN 400 U STATES	CWT 7454	65056	64672	548707	5157
ANGLES BEAMS 35 LBS OR OVER 100 U KINGDOM 306 BELGIUM 327 FRANCE 335 GERMANY W 359 NORWAY 400 U STATES	CWT 42951 151189 49639 17215 479325	206166 999239 324752 107744 2743116	236142 767301 309500 128593 3491610	1315801 5087518 1965638 855021 20988283	5161
ANGLES BEAMS N O P 100 U KINGDOM 305 AUSTRIA 306 BELGIUM 312 CHILE 327 FRANCE 335 GERMANY W 359 NORWAY 375 SWEDEN 400 U STATES	CWT 9653 154833 793 48573 440 3017 76081	59733 923821 4050 286004 2932 18335 512594	69449 339 1034544 4223 393326 20183 36547 108	420500 2092 5914230 22224 2122027 104733 217066 5596 6589130	5162
ANGLES DRILLED 100 U KINGDOM 306 BELGIUM 335 GERMANY W 344 ITALY 400 U STATES	CWT 39778 234 3369	410650 2899 37455	137879 1520 870 12921 41085	1412718 10222 10942 128428 413448	5163
BEAMS UNDER 5 1 HALF LB PER YD 306 BELGIUM 400 U STATES	CWT 11748	72907	1051 77501	6903 487917	5164
MASTS ANGLES PLATES FOR SHIPS 100 U KINGDOM 234 AUSTRALIA 305 AUSTRIA 306 BELGIUM 312 CHILE 335 GERMANY W 347 JAPAN 400 U STATES	CWT 340 124726 127349	3098 728175 749658	31720 1220 3455 16907 6524 20563 69009 508832	224795 9628 33697 156520 43953 181634 560783 3099373	5165
SASH OR CASEMENT SECTIONS 100 U KINGDOM 306 BELGIUM 400 U STATES	CWT 744 861 6586	4785 6176 62036	7257 1291 31697	46069 9295 307115	5166
SHAPES 35 LBS PER YARD OR OVER 100 U KINGDOM 306 BELGIUM 327 FRANCE 335 GERMANY W 359 NORWAY 400 U STATES	CWT 3249 31412 277 957 4790 27015	22221 191642 1504 6377 30967 167715	17652 117513 19109 2162 37476 136813	113817 716388 120929 13488 238158 878001	5167
PIPE CAST 5 CTS PER LB OR LESS 100 U KINGDOM 335 GERMANY W 400 U STATES	CWT 69157	265968	328206 141 37	1261707 659 82	5181
PIPE CAST N O P 100 U KINGDOM 335 GERMANY W 381 ALASKA 400 U STATES	CWT 1636 4 635	10428 80 18502	23540 1121 4	145698 8574 80	5182
PIPE TUBES FOR BOILERS 100 U KINGDOM 335 GERMANY W 375 SWEDEN 376 SWITZRLND 400 U STATES	CWT 3687 1432 9272 14440	45504 1007 13646 321551	43544 2175 489 5394 96316	550449 19784 33707 50083 2241918	5183
PIPE WROUGHT 2 ONE HALF INCHES 100 U KINGDOM 335 GERMANY W 400 U STATES	CWT 5 5	433 433	654 102 2117	4777 3303 31284	5185
PIPE SEAMLESS 5 CTS PER LB N O P 100 U KINGDOM 335 GERMANY W 375 SWEDEN 400 U STATES	CWT 3519 556 12607 16682	92656 26344 295891 414891	25474 121 6370 132004 163969	665577 2025 172984 3172255 4012841	5186
PIPE WROUGHT OVER 10 1 HALF IN 100 U KINGDOM 335 GERMANY W 344 ITALY 400 U STATES	CWT 356914 1188890 1545804	2345388 9852148 12197536	1331436 941 147 4498641	8508827 18487 3797 37975759	5187
PIPE WROUGHT LESS 10 1 HALF IN 100 U KINGDOM	CWT 48726	392472	189985	1594465	5188

IMPORTS INTO CANADA FOR CONSUMPTION

Articles and Countries from which Imported	MONTH OF JULY 1957		SEVEN MONTHS ENDED JULY 1957		Class Number
	Quantities	Values (\$)	Quantities	Values (\$)	
224 JAMAICA			15	783	
234 AUSTRALIA			3822	29820	
306 BELGIUM	923	7137	4720	38579	
327 FRANCE	1626	13081	2837	20588	
335 GERMANY W	900	8270	11456	158340	
375 SWEDEN			2	189	
400 U STATES	45386	580133	325180	4049222	
	97561	1001093	538017	5891986	
TUBES WROUGHT COATED HALF INCH	CWT				5190
100 U KINGDOM			33	2162	
400 U STATES	389	16732	4270	198934	
	389	16732	4303	201096	
PIPE WROUGHT N O P	CWT				5191
100 U KINGDOM	328	4046	432	13547	
305 AUSTRIA			1305	15750	
306 BELGIUM			2566	22990	
335 GERMANY W	40	430	1250	11407	
376 SWITZRLND			18	893	
400 U STATES	27201	207207	277101	1905420	
	27569	211683	282672	1970007	
PIPE FITTINGS COUPLINGS N O P					5192
100 U KINGDOM		47813		257865	
305 AUSTRIA				214	
335 GERMANY W		7229		36702	
344 ITALY				331	
347 JAPAN		18576		89824	
400 U STATES		556904		4321593	
		630522		4706529	
PIPE SEAMLESS COLD DR POLISHED	CWT				5193
100 U KINGDOM	4	959	520	22698	
400 U STATES	8	1059	165	17895	
	12	2018	685	40593	
TUBING STEEL FOR FISHING RODS	CWT				5194
CASING GAS WATER OR OIL WELL	CWT				5195
100 U KINGDOM	12615	123470	278842	2607094	
234 AUSTRALIA			9362	72922	
306 BELGIUM	7034	76946	42705	450603	
317 CZECHO S	10048	120883	41831	488241	
327 FRANCE	13627	142100	86879	922280	
335 GERMANY W	15047	175017	157162	1686485	
344 ITALY	33718	299805	136348	1278090	
347 JAPAN	64439	669751	491731	5126850	
354 NETHRLNDS			4091	50460	
381 ALASKA	20000	191000	20000	191000	
400 U STATES	190717	2011070	1403667	14613702	
	367245	3810042	2672618	27487727	
PIPE FITTINGS WELDING TYPE					5196
100 U KINGDOM		55976		341992	
335 GERMANY W		21253		121738	
347 JAPAN				10859	
400 U STATES		266738		2152335	
		343967		2626924	
PIPE FOR WELDING TYPE FITTINGS	CWT				5197
400 U STATES	3911	120508	25612	643117	
	3911	120508	25612	643117	
WIRE BARBED FENCING	CWT				5201
100 U KINGDOM	4338	35959	46806	371855	
306 BELGIUM	2269	15652	8375	56415	
327 FRANCE			1540	9384	
335 GERMANY W			17603	116188	
400 U STATES			196	1164	
	6607	51611	74520	555006	
WIRE FLAT QUARTER INCH OR LESS	CWT				5203
100 U KINGDOM	297	3482	1066	13578	
306 BELGIUM			101	1396	
335 GERMANY W			265	1806	
400 U STATES	384	8030	2895	52716	
	681	11512	4327	69496	
WIRE ZINC COATED	CWT				5204
100 U KINGDOM	4829	37167	22239	195651	
306 BELGIUM	589	4916	3725	28207	
327 FRANCE			210	1177	
335 GERMANY W			980	7763	
400 U STATES	1641	25710	16389	300836	
	7059	67793	43543	533634	
WIRE COATED NOP OR COVERED	CWT				5205
100 U KINGDOM	395	13674	1508	45557	
335 GERMANY W			471	6771	
347 JAPAN			11	227	
400 U STATES	337	24602	4450	191595	
	732	38276	6440	244150	
WIRE ROPE FOR RIGGING SHIPS	CWT				5206
347 JAPAN			97	2483	
			97	2483	
WIRE ROPE CABLE NOP IRON STEEL	CWT				5207
100 U KINGDOM	3405	71247	19985	440816	
306 BELGIUM	534	8047	2454	32342	
318 DENMARK			84	3963	
335 GERMANY W	1387	26423	8366	131253	
347 JAPAN	400	4260	760	7963	
354 NETHRLNDS	1381	23038	5352	94377	
359 NORWAY			214	4448	
375 SWEDEN			278	6476	
400 U STATES	3477	125241	10028	400564	
	10584	258256	47521	1122202	

IMPORTS INTO CANADA FOR CONSUMPTION

Articles and Countries from which Imported	MONTH OF JULY 1957		SEVEN MONTHS ENDED JULY 1957		Class Number
	Quantities	Values (\$)	Quantities	Values (\$)	
WIRE STEEL FOR UPHOL SPRINGS 400 U STATES	CWT 46	512	5102	50684	5208
WIRE STEEL FOR CORSET STEELS 100 U KINGDOM 335 GERMANY W 400 U STATES	CWT 85 64 149	2927 3802 6729	450 40 1107	16957 1052 52423	5209
WIRE STEEL FOR MFR WIRE ROPE 100 U KINGDOM 306 BELGIUM 335 GERMANY W 347 JAPAN 354 NETHRLNDS 359 NORWAY 400 U STATES	CWT 26087 550 4222 1461 32320	297168 7768 47464 20032 372432	199525 550 11036 503 400 602 28669	2257437 7768 118164 7219 3569 6340 425914	5210
WIRE ROPE STEEL COMML FISHING 100 U KINGDOM 306 BELGIUM 318 DENMARK 347 JAPAN 359 NORWAY 400 U STATES		16455 1276 557 607 18895		148052 4686 2712 4060 557 7440 167507	5211
WIRE STEEL FOR CARD CLOTHING 100 U KINGDOM	CWT 22	838	51	1885	5212
WIRE ROPE CABLE STEEL USED 100 U KINGDOM 400 U STATES	CWT 3843	16974	1281 16162	2618 66285	5213
WIRE OF IRON OR STEEL N O P 100 U KINGDOM 306 BELGIUM 312 CHILE 318 DENMARK 327 FRANCE 335 GERMANY W 344 ITALY 347 JAPAN 354 NETHRLNDS 375 SWEDEN 400 U STATES	CWT 2968 770 3 1 109 10365 14216	24528 6918 99 78 3461 144115 179199	22376 9577 1200 1533 6715 4772 401 100 553 58709 105937	192410 76782 10354 20119 35227 32706 5103 78 6110 23172 1016161 1418222	5214
WIRE FENCING NOT LESS OBO INCH 100 U KINGDOM 335 GERMANY W 400 U STATES		12441 2672 2294 17407		87327 42020 20382 149729	5215
WIRE FENCING WOVEN N O P 100 U KINGDOM 305 AUSTRIA 306 BELGIUM 335 GERMANY W 400 U STATES		3931 3931		6730 25997 171 8156 26368 67422	5216
WIRE NETTING FOR FUR FARMS 100 U KINGDOM 306 BELGIUM 400 U STATES		1898 81 1979		4330 9852 25269 39451	5217
WIRE SCREENS DOORS WINDOWS 100 U KINGDOM 335 GERMANY W 400 U STATES		16255 9746 26001		74883 291 53035 128209	5218
WIRE MESH IN ACETATE FILM 100 U KINGDOM 400 U STATES		2552 282 2834		13745 5413 19158	5219
WIRE CLOTH OR SCREEN OF IRON 100 U KINGDOM 327 FRANCE 335 GERMANY W 347 JAPAN 354 NETHRLNDS 400 U STATES		1444 3382 1934 753 20355 27868		4535 1796 27836 187129 5142 201935 428373	5220
WIRE NETTING OF IRON OR STEEL 100 U KINGDOM 305 AUSTRIA 306 BELGIUM 335 GERMANY W 400 U STATES		2760 2760 311 4514 10345		63086 670 23781 21921 39912 149370	5221
WIRE RUSTPROOF FOR FISHING 100 U KINGDOM 347 JAPAN 400 U STATES		1203 1203		1020 169 14237 15426	5222
WIRE ROPE FOR WELL DRILLING 100 U KINGDOM 335 GERMANY W 354 NETHRLNDS 400 U STATES		10110 2951 13061		31039 10194 7346 40145 88724	5223

IMPORTS INTO CANADA FOR CONSUMPTION

Articles and Countries from which Imported	MONTH OF JULY 1957		SEVEN MONTHS ENDED JULY 1957		Class Number
	Quantities	Values (\$)	Quantities	Values (\$)	
WELDED WIRE FABRIC REINFORCING 100 U KINGDOM 306 BELGIUM 400 U STATES	CWT 1098 1098	 14424 14424	 1990 5482 11806 19278	 22054 35426 153955 211435	5224
CABLE CHAIN FOR SHIPS 100 U KINGDOM 400 U STATES	CWT 458 458	 5596 5596	 4561 2771 7332	 62052 32552 94604	5231
COIL CHAIN 9 EIGHTHS AND OVER 100 U KINGDOM 400 U STATES	CWT 929 130 1059	 7953 4675 12628	 9319 2085 11404	 66160 57730 123890	5232
COIL CHAIN UNDER 9 EIGHTHS IN 100 U KINGDOM 306 BELGIUM 335 GERMANY W 347 JAPAN 354 NETHRLNDS 400 U STATES	CWT 306 981 98 1385	 6120 8658 4480 19258	 3336 502 3433 10 19 3111 10411	 51268 6180 36958 135 406 90467 185414	5233
SPROCKET CHAIN FOR AGRIC IMPL 100 U KINGDOM 335 GERMANY W 400 U STATES		 1891 5856 17888 25635		 3580 289711 525815 819106	5234
SILENT CHAIN ROLLER CHAIN 100 U KINGDOM 305 AUSTRIA 317 CZECHO S 335 GERMANY W 347 JAPAN 400 U STATES		 41382 378 11276 13105 122466 188607		 283340 1935 962 87033 46723 944356 1364349	5235
CHAINS N O P 100 U KINGDOM 327 FRANCE 335 GERMANY W 344 ITALY 347 JAPAN 381 ALASKA 400 U STATES		 10579 2363 50006 62948		 98482 192 12232 227 101 290 624661 736185	5236
DIESEL ENGINE PARTS N O P 100 U KINGDOM 234 AUSTRALIA 305 AUSTRIA 318 DENMARK 327 FRANCE 334 ST PIERRE 335 GERMANY W 344 ITALY 354 NETHRLNDS 359 NORWAY 375 SWEDEN 376 SWITZRLND 381 ALASKA 400 U STATES		 129482 4561 172 2733 7689 300 1312945 1457882		 870186 67 644 13885 6781 200 30037 4387 14446 1233 22595 19561 300 9028516 10012838	5240
AUTOMOBILE ENGINES AND PARTS 100 U KINGDOM 335 GERMANY W 400 U STATES	NO 692 692	 21630 10159 764989 796778	 47 134 6758 6939	 248843 182143 6867637 7298623	5242
ENGINES GAS MARINE AND PARTS 100 U KINGDOM 335 GERMANY W 354 NETHRLNDS 359 NORWAY 400 U STATES	NO 2 54 56	 2915 84631 87546	 37 619 656	 53305 773 59 827 700712 755676	5244
ENGINES MOTOR TRUCK AND PARTS 100 U KINGDOM 335 GERMANY W 400 U STATES	NO 587 587	 6354 1001069 1007423	 220 190 6813 7223	 480061 41169 7027392 7548622	5245
ENGINES FISHING BOAT AND PARTS 100 U KINGDOM 400 U STATES	NO 14 14	 427 8160 8587	 10 127 137	 3240 77570 80810	5246
PARTS OF AIRCRAFT ENGINES 100 U KINGDOM 218 MALAYA 381 ALASKA 400 U STATES		 319838 1231964 1551802		 3054383 498 192 10096358 13151431	5248
ENGINES UP TO 1 AND 1 HALF H P 100 U KINGDOM 400 U STATES	NO 6 6	 1244 1244	 2903 2909	 135 82009 82144	5251
ENGINES GAS N O P AND PARTS 100 U KINGDOM 305 AUSTRIA 327 FRANCE 335 GERMANY W 400 U STATES	NO 8 5922 5930	 4577 574 951791 956942	 46 1 1 80402 80450	 58482 480 134 624 9652986 9712706	5252

IMPORTS INTO CANADA FOR CONSUMPTION

Articles and Countries from which Imported	MONTH OF JULY 1957		SEVEN MONTHS ENDED JULY 1957		Class Number
	Quantities	Values (\$)	Quantities	Values (\$)	
ENGINES STEAM N O P AND PARTS	NO				5253
100 U KINGDOM	1	94693	2	112098	
335 GERMANY W	2	293539	2	293539	
354 NETHRLNDS				610	
400 U STATES	22	265901	141	800869	
	25	654133	145	1207116	
FIRE ENGINES MACHINES AND PTS	NO				5254
100 U KINGDOM	2	2720	20	91208	
335 GERMANY W			3	2006	
400 U STATES	45	33950	251	366579	
	47	36670	274	459793	
LOCOMOTIVES RAILWAY N O P	NO				5255
400 U STATES	3	17531	13	99578	
	3	17531	13	99578	
LOCOMOTIVE CHASSIS TOPS WHEELS					5256
100 U KINGDOM				33326	
400 U STATES		343743		2723005	
		343743		2756331	
LOCOMOTIVES SAWMILL MINING	NO				5257
100 U KINGDOM	4	27861	28	286829	
335 GERMANY W				56	
400 U STATES	15	234766	111	2153669	
	19	262627	139	2440554	
ENGINES AIRCRAFT UP TO 200 HP	NO				5258
400 U STATES	36	28292	217	203293	
	36	28292	217	203293	
ENGINES AIRCRAFT 201 TO 500 HP	NO				5259
100 U KINGDOM			3	16045	
381 ALASKA			1	2688	
400 U STATES	22	89168	167	485951	
	22	89168	171	504684	
ENGINES AIRCRAFT 501 TO 1000HP	NO				5260
400 U STATES	5	32589	72	325788	
	5	32589	72	325788	
ENGINES AIRCRAFT OVER 1000 HP	NO				5261
100 U KINGDOM	2	6384	60	1888820	
218 MALAYA			1	26667	
318 DENMARK			1	18730	
400 U STATES	21	209015	228	6255990	
	23	215399	290	8190207	
ENGINES MARINE DIESEL	NO				5265
100 U KINGDOM	14	18630	191	260346	
318 DENMARK			4	89646	
335 GERMANY W			12	97911	
375 SWEDEN	10	15340	21	31483	
400 U STATES	19	169298	345	1989426	
	43	203268	573	2468812	
ENGINES MOTOR VEHICLE DIESEL	NO				5266
100 U KINGDOM	27	48221	72	101305	
335 GERMANY W	1	2647	7	7539	
400 U STATES	22	62081	242	541546	
	50	112949	321	650390	
ENGINES LOCOMOTIVE DIESEL	NO				5267
400 U STATES	36	1077569	226	6302578	
	36	1077569	226	6302578	
ENGINES DIESEL SEMI DIESEL N O P	NO				5268
100 U KINGDOM	106	170658	1119	1036782	
327 FRANCE			1	2299	
335 GERMANY W			15	54277	
400 U STATES	117	496273	1278	6901674	
	223	666931	2413	7995032	
POWER BOILERS					5274
100 U KINGDOM				22240	
400 U STATES		317247		1196925	
		317247		1219165	
POWER BOILER PARTS					5275
100 U KINGDOM		1273		15421	
376 SWITZRLND		8777		8777	
400 U STATES		191136		1038444	
		201186		1062642	
OUTBOARD MOTORS	NO				5280
100 U KINGDOM	79	5892	207	15947	
305 AUSTRIA	1	257	1	257	
335 GERMANY W	2	508	3	599	
400 U STATES	685	116674	8986	1708523	
	767	123331	9197	1725326	
OUTBOARD MOTOR PARTS					5283
400 U STATES		204774		2461278	
		204774		2461278	
CREAM SEPARATOR PARTS					5290
100 U KINGDOM		113		113	
318 DENMARK		2524		3660	
326 FINLAND				8575	
335 GERMANY W		56		1666	
375 SWEDEN		2999		17619	
400 U STATES		10748		49730	
		16440		81363	
CREAM SEPARATORS	NO				5292
318 DENMARK			6	8902	
326 FINLAND			10	15438	
335 GERMANY W	338	25510	860	78049	
375 SWEDEN	330	18925	3909	301587	
400 U STATES	266	44379	1847	461588	
	934	88814	6632	865564	
MILK CLARIFIERS AND PARTS					5293
375 SWEDEN				7673	

IMPORTS INTO CANADA FOR CONSUMPTION

Articles and Countries from which Imported	MONTH OF JULY 1957		SEVEN MONTHS ENDED JULY 1957		Class Number
	Quantities	Values (\$)	Quantities	Values (\$)	
400 U STATES				26454	
MILKING MACHINES AND PARTS				34127	5294
100 U KINGDOM				2088	
375 SWEDEN				766	
400 U STATES		214198		1290550	
PASTEURIZERS DAIRY AND PARTS		214198		1293404	5295
NO					
100 U KINGDOM		69	10	50661	
335 GERMANY W				120	
375 SWEDEN				30197	
400 U STATES	73	26930	281	226372	
POWER DAIRY MACHINERY	73	26999	291	307350	5296
100 U KINGDOM		3191		44305	
318 DENMARK				1750	
327 FRANCE				35684	
335 GERMANY W				14133	
375 SWEDEN		291		35352	
376 SWITZRLND				8485	
400 U STATES		253009		1681937	
FORKS PRONGED		256491		1821646	5301
DOZ					
100 U KINGDOM	6	96	76	988	
335 GERMANY W			1773	13237	
347 JAPAN			344	4228	
375 SWEDEN			50	758	
400 U STATES	80	1064	1342	29069	
HARVESTERS AND PARTS	86	1160	3585	48280	5302
NO					
100 U KINGDOM		295		1826	
400 U STATES	467	680865	1720	2898109	
HAY LOADERS AND PARTS	467	681160	1720	2899935	5303
NO					
400 U STATES	127	18691	418	80394	
HAY TEDDERS AND PARTS	127	18691	418	80394	5304
NO					
400 U STATES		320		528	
MOWING MACHINES AND PARTS		320		528	5305
NO					
100 U KINGDOM			11	5432	
335 GERMANY W	4	671	8	1481	
400 U STATES	784	205277	7329	1964133	
POTATO DIGGERS PLANTERS PARTS	788	205948	7348	1971046	5306
NO					
100 U KINGDOM		336	4	1467	
400 U STATES	138	55082	747	389216	
RAKES HORSE OR POWER AND PARTS	138	55418	751	390683	5307
NO					
100 U KINGDOM				1077	
400 U STATES	1056	269392	9662	2592743	
RAKES N O P	1056	269392	9662	2593820	5308
DOZ					
100 U KINGDOM	110	589	264	1274	
335 GERMANY W	325	1581	1581	7176	
347 JAPAN	417	296	6727	12444	
400 U STATES	1434	9503	14252	108925	
SCYTHES	2286	11969	22824	129889	5310
DOZ					
100 U KINGDOM	20	303	480	6043	
305 AUSTRIA			933	16694	
375 SWEDEN			17	242	
400 U STATES	12	133	1358	17736	
SICKLES OR REAPING HOOKS	32	436	2788	40715	5311
DOZ					
100 U KINGDOM			97	489	
400 U STATES			865	6425	
CULTIVATORS SCUFFLERS AND PTS			962	6914	5321
100 U KINGDOM		5194		15401	
335 GERMANY W		3378		4005	
347 JAPAN				1884	
375 SWEDEN				925	
376 SWITZRLNO		590		590	
400 U STATES		247521		2928007	
DRILLS SEED SEEDERS AND PARTS		256683		2950812	5322
100 U KINGDOM				2798	
400 U STATES		15575		1142149	
HARROWS DISC AND PARTS		15575		1144947	5323
100 U KINGDOM				348	
400 U STATES		31297		657432	
HARROWS AND PARTS N O P		31297		657780	5324
100 U KINGDOM		328		24999	
400 U STATES		22065		456154	
HOES		22393		481153	5325
DOZ					
100 U KINGDOM			82	421	
335 GERMANY W	6	92	6	92	
347 JAPAN			179	1339	
354 NETHRLMDS	3	90	23	583	
400 U STATES	87	951	1889	21096	
	96	1133	2179	23531	

IMPORTS INTO CANADA FOR CONSUMPTION

Articles and Countries from which Imported	MONTH OF JULY 1957		SEVEN MONTHS ENDED JULY 1957		Class Number
	Quantities	Values (\$)	Quantities	Values (\$)	
PLOUGHS DISC AND PARTS 100 U KINGDOM 400 U STATES				8605 458544	5326
		46691		467149	
PLOUGHS AND PARTS N O P 100 U KINGDOM 400 U STATES		22734		70860	5327
		147726		1189175	
		170460		1260035	
ROLLERS FARM OR LAWN AND PARTS 400 U STATES	NO				5328
	3	1388	2275	58864	
	3	1388	2275	58864	
FANNING MILL PEAVINERS AND PTS 400 U STATES	NO				5331
	42	58312	368	464441	
	42	58312	368	464441	
HARVESTER COMBINES AND PARTS 100 U KINGDOM 335 GERMANY W 400 U STATES	NO				5332
		482		21436	
				1399	
	496	2454649	2073	12420830	
	496	2455131	2073	12443665	
THRESHING MACHINE SEPARATORS 400 U STATES	NO				5333
	7	1868	36	15999	
	7	1868	36	15999	
THRESHING MACHINE PARTS 400 U STATES					5334
		20319		298552	
		20319		298552	
ELECT GENERATORS FARM AND PTS 100 U KINGDOM 400 U STATES				5520	5342
		1589		19333	
		1589		24853	
FODDER FEED CUTTERS AND PARTS 400 U STATES	NO				5343
	18	7964	177	144925	
	18	7964	177	144925	
FRUIT VEGETABLE GRADING MACH 100 U KINGDOM 335 GERMANY W 354 NETHRLNDS 400 U STATES					5344
		162		1581	
				586	
				83	
		55274		295968	
		55436		298218	
GRAIN HAY GRINDERS AND PARTS 400 U STATES	NO				5345
	23	11580	547	183350	
	23	11580	547	183350	
HAY PRESSES AND PARTS 100 U KINGDOM 335 GERMANY W 400 U STATES	NO				5346
		451		108865	
	200	70665	500	206234	
	768	877135	7404	9389355	
	968	948251	7904	9704454	
MANURE SPREADERS AND PARTS 318 DENMARK 400 U STATES	NO				5350
			1	112	
	214	69738	4108	1297212	
	214	69738	4109	1297324	
POST HOLE DIGGERS AND PARTS 335 GERMANY W 400 U STATES	NO				5352
	2	321	2	321	
	179	17600	3543	105830	
	181	17921	3545	106151	
SPADES AND SHOVELS N O P 100 U KINGDOM 231 HONG KONG 335 GERMANY W 347 JAPAN 400 U STATES	NO				5353
	176	1570	4442	49447	
			25	69	
			60	931	
			1305	13210	
	69	1740	1462	22968	
	245	3310	7294	86625	
SPRAYING AND DUSTING MACHINES 100 U KINGDOM 327 FRANCE 335 GERMANY W 347 JAPAN 400 U STATES					5354
		777		15028	
				2452	
		5157		10827	
		64		64	
		152329		1534253	
		158327		1562624	
STUMPING MACHINES AND PARTS 400 U STATES	NO				5355
TRACTION DITCHING MACH AND PTS 100 U KINGDOM 400 U STATES	NO				5356
		421		421	
	15	206669	91	1078697	
	15	207090	91	1079118	
TRACTORS INTERNAL COMBUSTION 100 U KINGDOM 335 GERMANY W 381 ALASKA 400 U STATES	NO				5357
	266	386819	2033	3415887	
			67	154095	
	1	6769	5	31414	
	1285	4482382	22745	64296036	
	1552	4875970	24850	67897432	
TRACTOR PARTS AND ACCESSORIES 100 U KINGDOM 327 FRANCE 335 GERMANY W 347 JAPAN 354 NETHRLNDS 376 SWITZRLND 381 ALASKA 400 U STATES					5358
		44108		494265	
				885	
		7295		45238	
				32693	
				566	
		185		185	
		1141		29281	
		4464517		28545003	
		4517246		29148116	
WINDMILLS AND PARTS 400 U STATES					5361
		1144		3893	
		1144		3893	
PRUNING HOOKS SHEARS DEHORERS 100 U KINGDOM 335 GERMANY W					5362
		664		14709	
		58		6186	

IMPORTS INTO CANADA FOR CONSUMPTION

Articles and Countries from which Imported	MONTH OF JULY 1957		SEVEN MONTHS ENDED JULY 1957		Class Number
	Quantities	Values (\$)	Quantities	Values (\$)	
344 ITALY		298		19991	5363
376 SWITZRLND		124		124	
400 U STATES		5359		72291	
		6503		113301	
AGRIC IMPLEMENTS N O P AND PARTS					5363
100 U KINGDOM		26013		95493	
318 DENMARK				429	
335 GERMANY W		4093		31260	
347 JAPAN		5823		41005	
375 SWEODEN		856		3215	
400 U STATES		1403546		8465725	
		1440331		8637127	
KNIVES AND FORKS TABLE					5371
100 U KINGDOM		13900		100564	
215 INDIA				450	
305 AUSTRIA		366		2817	
318 DENMARK		536		4095	
327 FRANCE		888		10255	
335 GERMANY W		3157		54940	
344 ITALY		381		3543	
347 JAPAN		53109		355772	
354 NETHRLNDS				25235	
375 SWEDEN		493		2794	
376 SWITZRLND				733	
400 U STATES		11273		89485	
		84103		650683	
POCKET KNIVES					5372
100 U KINGDOM		14369		99178	
327 FRANCE		168		1953	
335 GERMANY W		19560		125438	
344 ITALY		1648		3642	
347 JAPAN		4934		24680	
354 NETHRLNDS				225	
375 SWEDEN				1478	
376 SWITZRLND				2040	
400 U STATES		5275		65106	
		45954		323740	
RAZORS N O P AND PARTS					5373
100 U KINGDOM		239		23542	
327 FRANCE		106		106	
335 GERMANY W		1919		10980	
375 SWEDEN				117	
400 U STATES		1093		143382	
		3357		178127	
SAFETY RAZOR BLADES	DOZ				5374
100 U KINGDOM	51377	10654	103301	16752	
318 DENMARK	23000	876	56063	2211	
335 GERMANY W	15000	876	165850	8574	
360 ISRAEL			50000	1464	
375 SWEDEN			250	55	
400 U STATES	87467	5048	869269	66277	
	176844	17454	1244733	95333	
SCISSORS AND SHEARS N O P					5375
100 U KINGDOM		8544		80281	
216 PAKISTAN				1490	
318 DENMARK				113	
327 FRANCE				889	
335 GERMANY W		24162		316753	
344 ITALY		5760		14594	
347 JAPAN		4889		17981	
354 NETHRLNDS		182		264	
400 U STATES		20330		257020	
		63867		689385	
OTHER KNIVES N O P					5376
100 U KINGDOM		6200		52741	
215 INDIA				135	
231 HONG KONG				154	
318 DENMARK		125		299	
326 FINLAND				180	
327 FRANCE				2566	
335 GERMANY W		13866		81633	
344 ITALY		924		1893	
347 JAPAN		4274		21325	
352 MEXICO		312		312	
359 NORWAY				183	
360 ISRAEL		600		600	
375 SWEDEN		2069		12310	
376 SWITZRLND				609	
400 U STATES		8394		63858	
		36764		238798	
SPOONS					5377
100 U KINGDOM		805		9223	
305 AUSTRIA		132		1613	
318 DENMARK		283		1855	
335 GERMANY W		1493		9999	
344 ITALY		742		4225	
347 JAPAN		14261		151166	
354 NETHRLNDS		367		8617	
375 SWEDEN		374		3993	
400 U STATES		5761		48309	
		24218		239000	
KNIVES BUTCHER AND KITCHEN					5378
100 U KINGDOM		4309		79459	
231 HONG KONG		53		371	
327 FRANCE		989		14322	
335 GERMANY W		10438		54090	

IMPORTS INTO CANADA FOR CONSUMPTION

Articles and Countries from which Imported	MONTH OF JULY 1957		SEVEN MONTHS ENDED JULY 1957		Class Number
	Quantities	Values (\$)	Quantities	Values (\$)	
344 ITALY				248	
347 JAPAN		337		3626	
354 NETHRLNDS				105	
375 SWEDEN				695	
376 SWITZRLND		203		1998	
400 U STATES		10646		77516	
		26975		232430	
HINGES AND BUTTS	LB				5381
100 U KINGDOM	40964	8439	249258	51102	
306 BELGIUM	5193	1979	62896	14924	
327 FRANCE			1232	361	
335 GERMANY W	18286	4787	279235	65536	
344 ITALY	302	358	302	358	
347 JAPAN	20442	5861	173110	40875	
354 NETHRLNDS			928	424	
375 SWEDEN	3280	800	42774	12594	
400 U STATES	84884	49277	543255	352929	
	173351	71501	1352990	539103	
CUT NAILS	CWT				5391
100 U KINGDOM	284	2149	350	2821	
400 U STATES	204	8668	1925	55658	
	488	10817	2275	58479	
RAILWAY SPIKES AND SPIKES NOP	CWT				5392
100 U KINGDOM	10	94	57	489	
400 U STATES	31	492	392	4523	
	41	586	449	5012	
TACKS ALL KINDS M O P	LB				5393
100 U KINGDOM			9627	2050	
335 GERMANY W			9499	3275	
400 U STATES	390	300	11100	6079	
	390	300	30226	11404	
WIRE NAILS OVER ONE INCH	CWT				5394
100 U KINGDOM	16409	109312	117829	813728	
306 BELGIUM	115	1005	3310	23695	
317 CZECHO S	2000	14770	6000	41888	
335 GERMANY W	625	4506	3776	28742	
347 JAPAN	1175	15801	5668	61912	
354 NETHRLNDS			752	4568	
375 SWEDEN			1200	18807	
400 U STATES	3440	44329	10739	163554	
	23764	189723	149274	1156894	
NAILS AND BRADS N O P	LB				5395
100 U KINGDOM	3558	1101	42338	9015	
335 GERMANY W	625	323	11748	4522	
375 SWEDEN			5700	1453	
400 U STATES	38740	11216	143736	47566	
	42923	12640	203522	62556	
HAND SEWING NEEDLES					5400
100 U KINGDOM		159		23880	
231 HONG KONG				122	
335 GERMANY W		432		2185	
347 JAPAN		248		871	
400 U STATES		668		3356	
		1507		30414	
SPRING BEARD AND LATCH NEEDLES	M				5401
100 U KINGDOM	1	67	503	22626	
317 CZECHO S			15	525	
327 FRANCE	3	173	55	2349	
335 GERMANY W	4	482	127	2813	
376 SWITZRLND	10	946	36	2679	
400 U STATES	43	2964	1505	64256	
	61	4632	2241	95248	
NEEDLES N O P					5402
100 U KINGDOM		17588		103562	
231 HONG KONG		121		346	
306 BELGIUM		2276		12211	
317 CZECHO S				790	
327 FRANCE				493	
335 GERMANY W		9355		51157	
344 ITALY		1333		7634	
347 JAPAN		1490		4557	
354 NETHRLNDS		611		3276	
376 SWITZRLND				375	
400 U STATES		34711		199741	
		67485		384142	
PINS N O P	LB				5403
100 U KINGDOM	18633	12745	215031	150569	
317 CZECHO S			365	119	
327 FRANCE	8	64	312	804	
335 GERMANY W	851	601	8462	6144	
344 ITALY			20	80	
347 JAPAN	125	220	1580	1531	
376 SWITZRLND	25	58	25	58	
400 U STATES	5991	4600	42789	51239	
	25633	18288	268584	210544	
PINS FOR MARKING SYSTEMS	LB				5404
100 U KINGDOM	252	269	810	865	
400 U STATES	422	1082	13168	22338	
	674	1351	13978	23203	
NUTS AND BOLTS WASHERS RIVETS	LB				5411
100 U KINGDOM	859010	149043	4027167	712812	
306 BELGIUM	73572	8247	336713	39240	
327 FRANCE	103154	17632	470278	69162	
335 GERMANY W	11793	5862	139648	55332	
344 ITALY	14513	2186	234208	27147	
347 JAPAN	6753	3036	59760	15367	

IMPORTS INTO CANADA FOR CONSUMPTION

Articles and Countries from which Imported	MONTH OF JULY 1957		SEVEN MONTHS ENDED JULY 1957		Class Number	
	Quantities	Values (\$)	Quantities	Values (\$)		
354 NETHRLNDS	18997	3408	242301	46674	5412	
375 SWEDEN	34639	6218	231592	53800		
376 SWITZRLND	21	348	242	820		
400 U STATES	806946	360244	8100352	3354763		
MACHINE AND OTHER SCREWS N O P	1929398	556224	13842261	4375117		
100 U KINGDOM		11167		114333	5412	
306 BELGIUM				2321		
335 GERMANY W		759		6784		
344 ITALY		190		813		
347 JAPAN				1012		
354 NETHRLNDS		1410		8030		
375 SWEDEN				780		
376 SWITZRLND				244		
400 U STATES		172475		1404474		
		186001		1538791		
WOOD SCREWS OF IRON OR STEEL					5413	
100 U KINGDOM				8589		
231 HONG KONG				1395		
306 BELGIUM		446		1489		
335 GERMANY W		3492		29058		
347 JAPAN		1209		8559		
354 NETHRLNDS				54		
375 SWEDEN		1354		10559		
400 U STATES		9661		51413		
		16162		111116		
FISH HOOKS COMMERCIAL					5421	
100 U KINGDOM		857		3025		
359 NORWAY		1971		41179		
400 U STATES		3561		12196		
		6389		56400		
HARDWARE N O P					5422	
100 U KINGDOM		26107		171230		
231 HONG KONG				2388		
305 AUSTRIA				793		
317 CZECHO S				1241		
327 FRANCE				361		
335 GERMANY W		14322		84087		
347 JAPAN		1604		7851		
354 NETHRLNDS		8950		28048		
375 SWEDEN		53		8908		
400 U STATES		263368		1759571		
		314404		2064478		
LOCKS OF IRON OR STEEL					5423	
100 U KINGDOM		563		16373		
231 HONG KONG		779		1278		
318 DENMARK				1175		
335 GERMANY W		1985		23075		
340 HUNGARY				522		
344 ITALY				589		
347 JAPAN		89		270		
376 SWITZRLND		1029		1136		
400 U STATES		44467		392975		
		48912		437393		
SKATES ICE					5425	
100 U KINGDOM	PR	15696	21386	62049		100569
375 SWEDEN		240	453	3836		7106
400 U STATES		1080	1470	1618		1794
		17016	23309	67503	109469	
SKATES ROLLER					5426	
100 U KINGDOM	PR	876	2267	997		2576
400 U STATES		1449	2581	34340		63011
		2325	4848	35337	65587	
CARPET SWEEPERS					5441	
400 U STATES	NO	222	663	12274		64781
		222	663	12274	64781	
CLEANERS ELECTRIC VACUUM					5442	
100 U KINGDOM	NO	3329	40791	16935		338655
318 DENMARK		21	667	290		9157
335 GERMANY W		148	4771	1331		39115
354 NETHRLNDS		1089	25563	5719		130426
375 SWEDEN				177		16777
400 U STATES		8527	276191	59086		2096050
		13114	347983	83538	2630180	
CLEANERS HAND VACUUM AND PARTS					5443	
100 U KINGDOM			31369			311937
335 GERMANY W			2353			4944
347 JAPAN			339			3006
354 NETHRLNDS						4544
375 SWEDEN			565			8857
400 U STATES			155722		937654	
			190348		1270942	
CLOTHES WRINGERS DOMESTIC					5444	
400 U STATES			6549			154363
			6549		154363	
SEWING MACHINES DOMESTIC					5445	
100 U KINGDOM	NO	2781	60187	20625		455948
234 AUSTRALIA				6		180
306 BELGIUM				100		2755
317 CZECHO S		150	5045	150		5045
335 GERMANY W		122	10201	2338		182468
344 ITALY		600	29300	4970		243203
347 JAPAN		3871	63335	34277		583082
354 NETHRLNDS		1	125	217		15552
372 SPAIN		375	6953	1298		28618
375 SWEDEN		384	25995	725		52733

IMPORTS INTO CANADA FOR CONSUMPTION

Articles and Countries from which Imported	MONTH OF JULY 1957		SEVEN MONTHS ENDED JULY 1957		Class Number
	Quantities	Values (\$)	Quantities	Values (\$)	
376 SWITZRLND	1201	87327	5338	402272	
400 U STATES	4026	193623	14671	668611	
	13511	482091	84715	2640467	
SEWING MACH ATTACHMNTS DOMESTIC					5446
100 U KINGDOM		6580		41290	
335 GERMANY W		67		1994	
344 ITALY				1417	
347 JAPAN		2930		12914	
376 SWITZRLND		3276		20467	
400 U STATES		28007		266400	
		40860		344482	
SEWING MACHINE PARTS DOMESTIC					5447
100 U KINGDOM		38047		269586	
318 DENMARK		437		821	
327 FRANCE				611	
335 GERMANY W		917		23348	
344 ITALY		57		1988	
347 JAPAN				15219	
375 SWEDEN				1339	
376 SWITZRLND		258		3457	
390 GERMANY E				162	
400 U STATES		47237		433958	
		86953		750489	
CLOTHES DRYERS DOMESTIC ELECTRIC	NO				5448
400 U STATES	810	110392	7587	1328907	
	810	110392	7587	1328907	
WATER PUMPS DOMESTIC	NO				5449
100 U KINGDOM	28	173	1546	13924	
317 CZECHOS			415	1757	
400 U STATES	145	7900	745	43463	
	173	8073	2706	59144	
WASHING MACHINES ELECTRIC	NO				5450
100 U KINGDOM	5	1624	214	16126	
400 U STATES	2431	336093	22038	3054512	
	2436	337717	22252	3070638	
WASHING MACH POWER NOT ELECT	NO				5451
400 U STATES	2	195	198	16081	
	2	195	198	16081	
WASHING MACH HAND OPERATED	NO				5452
400 U STATES			106	1934	
			106	1934	
WASHING MACHINE PARTS					5453
100 U KINGDOM				3908	
400 U STATES		120498		2220579	
		120498		2224487	
IRONERS DOMESTIC ELECTRIC	NO				5454
400 U STATES	2	238	156	14109	
	2	238	156	14109	
ARTICLES FOR SMELTING IRON					5461
335 GERMANY W				16419	
400 U STATES		10976		1071045	
		10976		1087464	
BLOWERS SMELTING APPARATUS					5462
100 U KINGDOM				3775	
327 FRANCE		224830		224830	
335 GERMANY W				3657	
376 SWITZRLND				10272	
400 U STATES		257899		774881	
		482729		1017415	
BIDDLES YANNERS SLIME TABLES					5463
400 U STATES		1024		4922	
		1024		4922	
CAR LOADING MACHINES COAL					5464
400 U STATES		1193		11881	
		1193		11881	
CHDCK RELEASE APPARATUS					5465
100 U KINGDOM		4994		15912	
		4994		15912	
COAL HEADING MACHINES					5466
335 GERMANY W				20000	
400 U STATES		8712		214067	
		8712		234067	
MINERS LAMPS AND ACCESSORIES					5467
100 U KINGDOM		13143		38854	
375 SWEDEN				598	
400 U STATES		57870		359460	
		71013		398912	
AMALGAM SAFES ORE SAMPLERS					5468
100 U KINGDOM				4630	
335 GERMANY W				352	
400 U STATES		28671		549335	
		28671		554317	
SUNDRY METALLURGICAL APPARATUS					5469
100 U KINGDOM		471139		1083597	
327 FRANCE				67226	
335 GERMANY W				10154	
400 U STATES		550002		3252294	
		1021141		4413971	
DIAMOND DRILLS CORE DRILLS					5470
100 U KINGDOM		52164		474444	
224 JAMAICA				475	
335 GERMANY W				1998	
400 U STATES		33371		164001	
		85535		640918	
MINE LOADING MACH CONVEYORS					5471
100 U KINGDOM		87366		760876	

IMPORTS INTO CANADA FOR CONSUMPTION

101

Articles and Countries from which Imported	MONTH OF JULY 1957		SEVEN MONTHS ENDED JULY 1957		Class Number
	Quantities	Values (\$)	Quantities	Values (\$)	
375 SWEDEN		1360		57029	
381 ALASKA				118	
400 U STATES		1605861		11036706	
MACHINERY ALLUVIAL MINING		1694587		11854729	5473
400 U STATES		198864		978951	
MACHINERY ORE HANDLING		198864		978951	5474
MACHINERY ORE CONCENTRATION					5475
100 U KINGDOM				1910	
335 GERMANY W				621	
400 U STATES		87744		1307837	
MACHINERY METAL REFINING		87744		1310368	5476
400 U STATES		28063		90038	
ORE CRUSHERS GRINDING MILLS		28063		90038	5477
100 U KINGDOM				26222	
207 UN SO AFR				6701	
305 AUSTRIA				1542	
327 FRANCE		45821		141675	
335 GERMANY W		23913		43667	
381 ALASKA		599		17728	
400 U STATES		604188		3971771	
COAL CUTTERS AUGERS DRILLS		674521		4209306	5478
100 U KINGDOM				227	
400 U STATES				184	
POWER DRIVEN PUMPS FOR MINES				411	
400 U STATES				4329	
PUMPS PREC METAL EXTRACTION				45501	5479
400 U STATES				49830	
ROCK DRILLS AND PARTS					5480
100 U KINGDOM				376	
207 UN SO AFR				376	
305 AUSTRIA					
375 SWEDEN					
400 U STATES					
WELL DRILLING MACHINERY					5481
100 U KINGDOM					
207 UN SO AFR					
305 AUSTRIA					
375 SWEDEN					
400 U STATES					
ADDING MACHINES AND PARTS					5482
100 U KINGDOM					
305 AUSTRIA					
335 GERMANY W					
347 JAPAN					
375 SWEDEN					
400 U STATES					
BOOKKEEPING MACHINES AND PARTS					5500
100 U KINGDOM					
306 BELGIUM					
335 GERMANY W					
344 ITALY					
359 NORWAY					
375 SWEDEN					
376 SWITZRLND					
400 U STATES					
BOOKKEEPING MACHINES AND PARTS					5501
100 U KINGDOM					
327 FRANCE					
335 GERMANY W					
344 ITALY					
354 NETHRLNDS					
375 SWEDEN					
376 SWITZRLND					
400 U STATES					
CASH REGISTERS					5502
359 NORWAY					
375 SWEDEN					
400 U STATES					
CASH REGISTER PARTS					5503
359 NORWAY					
375 SWEDEN					
400 U STATES					
DICTATING MACHINES AND PARTS					5504
100 U KINGDOM					
318 DENMARK					
327 FRANCE					
335 GERMANY W					
375 SWEDEN					
376 SWITZRLND					
400 U STATES					
TYPEWRITERS					5505
100 U KINGDOM					
231 HONG KONG					
317 CZECHO S					
335 GERMANY W					
344 ITALY					

IMPORTS INTO CANADA FOR CONSUMPTION

Articles and Countries from which Imported	MONTH OF JULY 1957		SEVEN MONTHS ENDED JULY 1957		Class Number
	Quantities	Values (\$)	Quantities	Values (\$)	
354 NETHRLMDS			5000	155509	
375 SWEDEN	72	4192	492	25342	
376 SWITZRLND	155	10943	790	41133	
390 GERMANY E			130	3995	
400 U STATES	679	42304	6310	374766	
	2373	177127	33675	2153548	
TYPEWRITER PARTS					5506
100 U KINGDOM		10580		102164	
317 CZECHO S				57	
327 FRANCE		3600		9760	
335 GERMANY W		3897		16616	
344 ITALY		2723		18531	
354 NETHRLMDS		298		836	
375 SWEDEN		5460		23078	
376 SWITZRLNO				10450	
400 U STATES		230926		3317359	
		257484		3498851	
MACHINERY 412A PAPER WORKING					5511
100 U KINGDOM		61974		279371	
234 AUSTRALIA				84	
306 BELGIUM		464		3952	
317 CZECHO S				8040	
318 DENMARK				150	
327 FRANCE		145		10916	
335 GERMANY W		62054		567220	
344 ITALY		8555		29812	
347 JAPAN		2995		5350	
354 NETHRLMDS		590		4203	
359 NORWAY				280	
375 SWEDEN		2789		13005	
376 SWITZRLND				3372	
384 P RICO		334		1826	
390 GERMANY E		1650		22279	
400 U STATES		624614		6839044	
		766164		7788904	
MACHINERY 412A CELLULOSE					5512
100 U KINGDOM				15882	
400 U STATES		56		18947	
		56		34829	
NEWSPAPER PRESSES AND PARTS	NO				5513
100 U KINGDOM		241		2026	
335 GERMANY W				67	
344 ITALY			1	84960	
375 SWEDEN			1	23114	
400 U STATES	3	679187	9	2628564	
	3	679428	11	2738731	
FLAT BED CYL PRESSES AND PARTS	NO				5514
100 U KINGDOM				429	
400 U STATES	1	7982	16	89143	
	1	7982	16	89572	
PRINTING PRESSES	NO				5515
100 U KINGDOM	355	107765	2602	723740	
317 CZECHO S	4	5219	21	25696	
318 DENMARK	20	3785	148	11150	
327 FRANCE	2	9030	10	63158	
335 GERMANY W	30	108103	183	483830	
344 ITALY			22	15070	
354 NETHRLMDS	12	927	13	2866	
375 SWEDEN	6	32276	25	89559	
376 SWITZRLND			10	47462	
390 GERMANY E	1	4040	3	8706	
400 U STATES	894	626085	5733	4813578	
	1324	897230	8770	6284815	
TYPECASTING MACHINES AND PARTS					5516
100 U KINGDOM				1971	
318 DENMARK				231	
335 GERMANY W				582	
344 ITALY				2783	
376 SWITZRLND				178	
380 USSR				9898	
400 U STATES		150077		1461069	
		150077		1476712	
TYPEMAKING ACCESSORIES AND PTS					5517
100 U KINGDOM				2263	
335 GERMANY W		161		326	
400 U STATES		5482		33932	
		5643		36521	
SHOVELS POWER NOT MADE CANADA	NO				5518
100 U KINGDOM	1	7787	1	7787	
400 U STATES	58	811572	377	3487819	
	59	819359	378	3495606	
SHOVELS POWER KIND MADE CANADA	NO				5519
100 U KINGDOM	2	28352	15	236980	
381 ALASKA			1	58821	
400 U STATES	38	746320	379	8236801	
	40	774672	395	8532602	
SHOVELS POWER PARTS OF					5520
100 U KINGDOM		5783		67024	
327 FRANCE				109	
344 ITALY		4222		12724	
381 ALASKA				384	
400 U STATES		757434		6129440	
		767439		6209681	
AIR COMPRESSING MACH AND PARTS					5521
100 U KINGDOM		186449		580427	
305 AUSTRIA				13179	

IMPORTS INTO CANADA FOR CONSUMPTION

103

Articles and Countries from which Imported	MONTH OF JULY 1957		SEVEN MONTHS ENDED JULY 1957		Class Number
	Quantities	Values (\$)	Quantities	Values (\$)	
306 BELGIUM		410		1686	
317 CZECHO S				2427	
318 DENMARK		175		445	
327 FRANCE				1020	
335 GERMANY W		8064		31089	
375 SWEDEN		9273		94938	
376 SWITZRLND				5234	
400 U STATES		1169339		9294124	
BAKERY MACHINERY AND PARTS		1293710		10024569	5522
100 U KINGDOM		2519		45710	
305 AUSTRIA				385	
318 DENMARK				1353	
335 GERMANY W		694		1007	
354 NETHRLNDS		901		5154	
375 SWEDEN		470		1415	
376 SWITZRLND		71		71	
400 U STATES		225715		1873406	
BOX END MACHINERY AND PARTS		230370		1928501	5523
COAL CARBONIZING MACH AND PTS					5524
400 U STATES		205		13706	
SEWING MACHINES INDUSTRIAL	NO			13706	5525
100 U KINGDOM	150	13266	656	56984	
306 BELGIUM			2	4062	
318 DENMARK		1012		2556	
327 FRANCE			1	325	
335 GERMANY W	65	10869	780	95096	
344 ITALY			1	446	
347 JAPAN	15	743	65	11410	
375 SWEDEN		111		163	
376 SWITZRLND			35	5635	
400 U STATES	350	182155	2708	1331182	
CLAY PRODUCTS MACH AND PARTS	580	208156	4248	1507859	5526
100 U KINGDOM				991	
335 GERMANY W				312	
400 U STATES		11831		147795	
COAL COKE AND GAS MACH AND PTS		11831		149098	5527
100 U KINGDOM				4680	
335 GERMANY W				411	
400 U STATES		354283		2949362	
WASTE RECOVERY MACH AND PARTS		354283		2954453	5528
335 GERMANY W				306	
400 U STATES		29435		650181	
COAL HANDLING MACHINES AND PARTS		29435		650487	5529
100 U KINGDOM				22434	
400 U STATES		12782		92483	
CONCRETE MIXING MACH AND PARTS	NO			114917	5530
100 U KINGDOM		267	8	13345	
317 CZECHO S			1	475	
335 GERMANY W			6	62318	
400 U STATES	44	103725	270	673489	
ROCK DRILL BITS	44	103992	285	749627	5531
100 U KINGDOM	2497	20377	13818	120379	
207 UN SO AFR			120	814	
305 AUSTRIA			3792	27406	
335 GERMANY W			100	506	
359 NORWAY			500	5463	
366 PORTUGAL	40	306	40	306	
375 SWEDEN	12674	126359	53751	557173	
400 U STATES	9012	115190	80490	634792	
DENTAL ENGINES ELECTRIC	24223	262232	152611	1346839	5532
100 U KINGDOM	NO		21	3577	
400 U STATES	13	1479	201	24787	
DIES FOR STAMPING METAL PLATES	13	1479	222	28364	5533
HAND FIRE EXTINGUISHERS					5534
100 U KINGDOM				22224	
400 U STATES		1027		987758	
FERTILIZER MACHINERY AND PARTS		137343		1009982	5535
100 U KINGDOM				53508	
318 DENMARK		276		57683	
335 GERMANY W				183	
359 NORWAY				25514	
375 SWEDEN				586	
400 U STATES		9816		57439	
FISH PREPARING MACH AND PARTS		10092		194913	5536
100 U KINGDOM				194	
318 DENMARK		770		20550	
335 GERMANY W		888		82243	
375 SWEDEN				10843	
400 U STATES		1855		36868	
		3513		150698	

IMPORTS INTO CANADA FOR CONSUMPTION

Articles and Countries from which Imported	MONTH OF JULY 1957		SEVEN MONTHS ENDED JULY 1957		Class Number	
	Quantities	Values (\$)	Quantities	Values (\$)		
REFRIGERATING MACH AND PARTS					5537	
100 U KINGDOM		12500		112992		
318 DENMARK		3094		4090		
354 NETHRLNOS				16000		
400 U STATES		753630		4653158		
		769224		4786240		
LAWN MOWERS POWER AND PARTS	NO				5538	
100 U KINGDOM	28	4229	1235	68249		
400 U STATES	1104	117755	22280	1748015		
	1132	121984	23515	1816264		
LAWN MOWERS N O P	NO				5539	
100 U KINGDOM	378	2333	50396	357006		
400 U STATES	190	2666	8851	109372		
	568	4999	59247	466378		
LEATHER MACHINERY AND PARTS					5540	
100 U KINGDOM		117		4498		
335 GERMANY W		626		1049		
400 U STATES		6486		171798		
		7229		177345		
LOGGING MACHINERY AND PARTS					5541	
100 U KINGDOM		17654		241849		
335 GERMANY W		52		19088		
347 JAPAN		4506		44515		
354 NETHRLNOS				46354		
359 NORWAY				3529		
375 SWEODEN				1647		
400 U STATES		1291444		8345857		
		1313656		8702839		
METAL DRILLING MACH AND PARTS					5542	
100 U KINGDOM		99765		647570		
306 BELGIUM		1629		38974		
317 CZECHO S		7896		36543		
327 FRANCE				33356		
335 GERMANY W		527		94026		
344 ITALY		4714		24710		
354 NETHRLNDS				10298		
366 PORTUGAL		323		323		
375 SWEODEN		489		16434		
376 SWITZRLNO		195		30003		
400 U STATES		743829		4815450		
		859367		5747687		
METAL GRINDING MACH AND PARTS						5543
100 U KINGDOM		53896		405933		
305 AUSTRIA				293		
306 BELGIUM				7990		
317 CZECHO S				4970		
318 DENMARK		14695		29482		
327 FRANCE				141		
335 GERMANY W		20799		151305		
344 ITALY		2556		55506		
354 NETHRLNDS				4273		
375 SWEODEN		1192		56378		
376 SWITZRLNO		5163		24582		
400 U STATES		571244		4566203		
		669545		5307056		
METALWORKING LATHES AND PARTS					5544	
100 U KINGDOM		267978		1048480		
305 AUSTRIA				1527		
306 BELGIUM				14459		
317 CZECHO S		4019		60467		
327 FRANCE		162		1798		
335 GERMANY W		47712		454353		
344 ITALY				60992		
375 SWEODEN		200		1734		
376 SWITZRLND		827		14493		
400 U STATES		678099		3372475		
		998997		5030778		
METAL MILLING MACHINES AND PTS						5545
100 U KINGDOM		28622		358946		
306 BELGIUM				3223		
317 CZECHO S		79		40172		
318 DENMARK		11955		54831		
327 FRANCE				13838		
335 GERMANY W		15944		155979		
344 ITALY		16767		152750		
375 SWEODEN		2025		26126		
376 SWITZRLND		3128		30722		
400 U STATES		246035		2113704		
		324553		2950291		
METALWORKING PLANERS AND PARTS					5546	
100 U KINGDOM		86422		90102		
335 GERMANY W				1461		
344 ITALY				13307		
400 U STATES		3314		329877		
		89736		434747		
METALWORKING PRESSES AND PARTS					5547	
100 U KINGDOM		54658		166584		
305 AUSTRIA				316		
317 CZECHO S				373		
335 GERMANY W		23261		245981		
344 ITALY		6838		13934		
375 SWEODEN				39716		
376 SWITZRLND				185		
400 U STATES		768674		4656459		
		853431		5123548		

IMPORTS INTO CANADA FOR CONSUMPTION

Articles and Countries from which Imported	MONTH OF JULY 1957		SEVEN MONTHS ENDED JULY 1957		Class Number
	Quantities	Values (\$)	Quantities	Values (\$)	
METAL ROLLING MILL MCH AND PTS					5548
100 U KINGDOM		8025		94366	
335 GERMANY W		100371		1370970	
344 ITALY		91200		94620	
400 U STATES		358749		5374729	
		558345		6934685	
METAL SHAPERS SLOTTERS AND PTS					5549
100 U KINGDOM		19076		182482	
335 GERMANY W		315		66393	
375 SWEDEN		577		17298	
376 SWITZRLND				8414	
400 U STATES		84258		813430	
		104226		1088017	
METALWORKING MCH N O P AND PTS					5550
100 U KINGDOM		65432		518035	
305 AUSTRIA		2749		3181	
306 BELGIUM		44802		73956	
317 CZECHO S				551	
318 DENMARK				1905	
327 FRANCE				18881	
335 GERMANY W		55502		348748	
344 ITALY				6350	
354 NETHRLNDS				700	
375 SWEDEN		4797		26376	
376 SWITZRLND		5215		8402	
400 U STATES		1401637		9968164	
		1580134		10975249	
MOTION PICTURE PROJECTORS					5551
100 U KINGDOM		3572		36016	
305 AUSTRIA		5295		42529	
327 FRANCE				3063	
335 GERMANY W		7623		13833	
344 ITALY				699	
347 JAPAN		7515		27970	
354 NETHRLNDS				760	
375 SWEDEN				207	
376 SWITZRLND		1786		18944	
400 U STATES		248576		1381069	
		274367		1525090	
CRANES ETC NOT MADE IN CANADA	NO				5552
100 U KINGDOM	8	7692	107	184317	
335 GERMANY W	1	16339	1	16339	
375 SWEDEN	28	23140	116	119267	
400 U STATES	59	330125	573	2930665	
	96	377296	797	3250588	
CRANES ETC KIND MADE IN CANADA	NO				5553
100 U KINGDOM	84	103634	499	364077	
318 DENMARK	1	373	1	373	
327 FRANCE	50	3086	147	7106	
335 GERMANY W	4	1484	43	43385	
347 JAPAN	39	1409	68	2038	
359 NORWAY	1	1584	17	12375	
375 SWEDEN			13	208404	
376 SWITZRLND	1	4667	1	4667	
381 ALASKA			2	482	
383 HAWAII			1	11198	
400 U STATES	524	624428	3163	5272007	
	704	740665	3955	5926112	
CRANES HOISTS ETC NOP PARTS OF					5554
100 U KINGDOM		45671		236808	
327 FRANCE		22196		22196	
335 GERMANY W		8891		55755	
347 JAPAN		93		93	
354 NETHRLNDS				1504	
359 NORWAY		841		8049	
375 SWEDEN		7519		16208	
400 U STATES		258709		2006800	
		343920		2347413	
OZONE GENERATORS AND PARTS					5555
327 FRANCE		3128		82931	
335 GERMANY W				782	
376 SWITZRLND				962	
400 U STATES				24895	
		3128		109570	
PAPER MILL MACHINES AND PARTS					5556
100 U KINGDOM		64740		1542355	
305 AUSTRIA		2187		7066	
327 FRANCE		3615		13936	
335 GERMANY W		8676		86714	
359 NORWAY				8070	
375 SWEDEN		697		44626	
400 U STATES		883033		8774536	
		962948		10477303	
PULP MILL MACHINES AND PARTS					5557
100 U KINGDOM		3145		14196	
335 GERMANY W				371	
375 SWEDEN				24049	
400 U STATES		261296		2566838	
		264441		2605454	
POWER PUMPS N O P AND PARTS	NO				5558
100 U KINGDOM	121	73243	1330	517296	
207 UN SO AFR			4	5188	
318 DENMARK	1	1402	21	7111	
327 FRANCE	6	11272	6	11930	
335 GERMANY W	202	1542	421	17395	
344 ITALY				4473	

IMPORTS INTO CANADA FOR CONSUMPTION

Articles and Countries from which Imported	MONTH OF JULY 1957		SEVEN MONTHS ENDED JULY 1957		Class Number
	Quantities	Values (\$)	Quantities	Values (\$)	
354 NETHRLNDS		265		265	
375 SWEDEN	15	7815	202	87650	
376 SWITZRLND			3	5237	
381 ALASKA	1	119	1	119	
400 U STATES	4425	1011362	28578	6876509	
	4771	1107020	30566	7533173	
RIFLE MAKING MACHINERY					5559
306 BELGIUM				3314	
400 U STATES		2800		162870	
		2800		166184	
ROAD MAKING MACHINERY AND PTS					5560
100 U KINGDOM		29617		234860	
305 AUSTRIA				2253	
381 ALASKA		2218		9896	
400 U STATES		876323		6140817	
		908158		6387826	
TRENCH AND DITCH MACH AND PTS					5561
100 U KINGDOM				756	
400 U STATES		29133		109301	
		29133		110057	
ROLLERS STREET ROAD AND PARTS	NO				5562
100 U KINGDOM	4	16482	31	147328	
335 GERMANY W			1	3280	
381 ALASKA	3	3113	3	3785	
400 U STATES	100	298860	474	1523850	
	107	318455	509	1678243	
ROLLS CAST FOR ROLLING STEEL					5563
100 U KINGDOM		300		28415	
400 U STATES		163375		1362201	
		163675		1390616	
SAWMILL MACHINERY AND PARTS					5564
100 U KINGDOM				176	
305 AUSTRIA				532	
306 BELGIUM		1896		22195	
327 FRANCE				4053	
335 GERMANY W		10644		57789	
375 SWEDEN		461		4097	
400 U STATES		63611		589141	
		76612		677983	
SCRAPERS RAILWAY OR ROAD					5565
100 U KINGDOM		42124		77636	
381 ALASKA		1440		1440	
400 U STATES		81523		1350965	
		125087		1430041	
SHOE MACHINERY AND PARTS					5566
100 U KINGDOM		2648		47088	
318 DENMARK		232		6906	
335 GERMANY W		476		16689	
344 ITALY				5828	
354 NETHRLNDS				1380	
375 SWEDEN				104	
376 SWITZRLND				785	
400 U STATES		78082		594802	
		81438		673582	
ROLLS CAST FOR ROLLING PAPER					5567
100 U KINGDOM				116093	
400 U STATES		5599		376522	
		5599		492615	
STAVE MAKING MACH AND PARTS					5568
400 U STATES		476		624	
		476		624	
STREET CLEANING MACH AND PARTS					5569
100 U KINGDOM				217	
335 GERMANY W				18051	
400 U STATES		79746		689988	
		79746		708256	
BEET SUGAR MACHINERY AND PARTS					5570
100 U KINGDOM		68		68	
400 U STATES		32849		148029	
		32917		148097	
VENEER DRYING MACHINES AND PTS					5571
335 GERMANY W				4046	
400 U STATES		689		7631	
		689		11677	
WATER METERS N O P AND PARTS	NO				5572
100 U KINGDOM			40	9424	
335 GERMANY W				2022	
400 U STATES	35	2795	86	25216	
	35	2795	126	36662	
WATER TURBINES AND PARTS					5573
100 U KINGDOM		75269		275209	
327 FRANCE		188868		301810	
354 NETHRLNDS		8074		8074	
375 SWEDEN		11623		145047	
400 U STATES		124731		532907	
		408565		1263047	
WIRE STITCHER STAPLERS AND PTS					5574
100 U KINGDOM		117		10841	
305 AUSTRIA				455	
335 GERMANY W		1986		7566	
347 JAPAN		352		877	
354 NETHRLNDS				279	
375 SWEDEN		1459		51058	
376 SWITZRLND		250		250	
400 U STATES		82724		609315	
		86888		680641	

IMPORTS INTO CANADA FOR CONSUMPTION

Articles and Countries from which Imported	MONTH OF JULY 1957		SEVEN MONTHS ENDED JULY 1957		Class Number	
	Quantities	Values (\$)	Quantities	Values (\$)		
YARN CORD FABRIC MACH AND PTS					5575	
100 U KINGDOM		210405		2077792		
305 AUSTRIA		117		549		
306 BELGIUM				15153		
317 CZECHO S		2300		5197		
327 FRANCE				16136		
335 GERMANY W		11619		237701		
344 ITALY		123399		317568		
352 MEXICO				103		
354 NETHRLNDS		79		431		
372 SPAIN				65		
375 SWEDEN				395		
376 SWITZRLND		15959		101505		
390 GERMANY E				103		
400 U STATES		1252478		11633684		
		1616356		14406382		
ALL MACHINERY N O P AND PARTS					5576	
100 U KINGDOM		916051		5121729		
207 UN SO AFR				67		
215 INDIA				1418		
231 HONG KONG				749		
236 NEW ZEAL				150		
305 AUSTRIA		441		75842		
306 BELGIUM		8464		38098		
317 CZECHO S				1537		
318 DENMARK		54386		513167		
326 FINLAND				4270		
327 FRANCE		121317		281139		
335 GERMANY W		170184		1377753		
344 ITALY		10449		328558		
347 JAPAN		2872		62690		
354 NETHRLNDS		6167		105926		
359 NORWAY				2601		
375 SWEDEN		35512		606592		
376 SWITZRLND		48957		259292		
381 ALASKA		849		3014		
387 VENEZUELA				429		
400 U STATES		10299145		71000727		
		11674794		79785748		
CIGARETTE CIGAR MACH AND PARTS					5577	
100 U KINGDOM		17815		977470		
207 UN SO AFR		159		8774		
236 NEW ZEAL		32692		32692		
327 FRANCE				180		
335 GERMANY W		3041		52205		
375 SWEDEN				5316		
400 U STATES		194090		1350212		
		247797		2426849		
VENEER OR PLYWOOD MACH AND PTS					5578	
100 U KINGDOM				288		
335 GERMANY W		658		27105		
347 JAPAN				216		
376 SWITZRLND				2021		
400 U STATES		23978		308323		
		24636		337953		
PURIFIERS FOR FISH OILS					5579	
400 U STATES				68		
				68		
FORGED STEEL ROLLS					5580	
100 U KINGDOM		59753		232827		
335 GERMANY W		40843		86751		
400 U STATES		83128		720800		
		183724		1040378		
FIXED METERS GAUGES FOR LIQUID					5581	
100 U KINGDOM		2076		5017		
335 GERMANY W		428		1229		
359 NORWAY				543		
400 U STATES		74445		379074		
		76949		385863		
AIR CONDITIONING APPARATUS N O P					5582	
100 U KINGDOM		26095		242189		
305 AUSTRIA				8650		
306 BELGIUM				57		
335 GERMANY W		8198		22504		
347 JAPAN				125		
354 NETHRLNDS				22738		
375 SWEDEN		584		19001		
376 SWITZRLND		1243		1570		
400 U STATES		773025		7337170		
		809145		7654004		
DIES IN THE ROUGH					5583	
100 U KINGDOM		519		4336		
375 SWEDEN				448		
400 U STATES		2528		28778		
		3047		33562		
BOTTLING MACHINES AND PARTS					5584	
100 U KINGDOM				1290		
335 GERMANY W		3312		18540		
400 U STATES		205712		3059120		
		209024		3078950		
BULLDOZERS EARTHMOVERS AND PTS					5585	
100 U KINGDOM	NO	26	52759	121		349731
234 AUSTRALIA						153
335 GERMANY W						1792
344 ITALY						1659
347 JAPAN						6121

IMPORTS INTO CANADA FOR CONSUMPTION

Articles and Countries from which Imported	MONTH OF JULY 1957		SEVEN MONTHS ENDED JULY 1957		Class Number
	Quantities	Values (\$)	Quantities	Values (\$)	
375 SWEDEN		3885		3885	
381 ALASKA	3	2756	7	20632	
400 U STATES	86	1513677	709	10458655	
	115	1573077	837	10842628	
CONVEYING EQUIPMENT AND PARTS					5586
100 U KINGDOM		43347		656451	
306 BELGIUM				1273	
327 FRANCE				3909	
335 GERMANY W		82563		222671	
354 NETHRLNDS				57	
359 NORWAY				1837	
375 SWEDEN				6518	
376 SWITZRLND				408	
381 ALASKA		6123		10122	
400 U STATES		1343410		6982768	
		1475443		7886014	
POWER JACKS AND PARTS					5587
100 U KINGDOM	NO 977	206651	2030	468860	
318 DENMARK			13	667	
327 FRANCE			2	1317	
335 GERMANY W			3	269	
375 SWEDEN	75	10004	442	21734	
381 ALASKA			2	77	
400 U STATES	7099	181177	35414	1171264	
	8151	397832	37906	1664188	
STONE CRUSHING MACH AND PARTS					5588
100 U KINGDOM		1743		11003	
306 BELGIUM				426	
400 U STATES		553146		3205749	
		554889		3217178	
WOODWORKING MACH AND PARTS NOP					5589
100 U KINGDOM		49876		254135	
305 AUSTRIA				379	
306 BELGIUM		637		10699	
318 DENMARK				6464	
327 FRANCE		130		21407	
335 GERMANY W		10270		89030	
344 ITALY				1387	
354 NETHRLNDS		249		2700	
375 SWEDEN		318		108755	
376 SWITZRLND				115	
400 U STATES		418507		2364572	
		479987		2859643	
AIR CONDITIONERS ROOM SIZE					5590
400 U STATES	NO 3137	514552	21568	3798935	
	3137	514552	21568	3798935	
SPRINGS FOR SURGICAL TRUSSES					5591
LB					
SPRINGS FOR RAILWAY VEHICLES					5592
100 U KINGDOM				214	
400 U STATES		4453		67815	
		4453		68029	
SPRINGS FOR OTHER VEHICLES					5593
400 U STATES		767		17661	
		767		17661	
SPRINGS FOR FURNITURE					5594
100 U KINGDOM				72	
384 P RICO				5864	
400 U STATES		3472		65906	
		3472		71842	
SPRINGS FOR CLOCKS					5595
100 U KINGDOM		225		603	
335 GERMANY W				544	
354 NETHRLNDS				180	
400 U STATES		195		4331	
		420		5658	
BATHS BATHTUBS IRON OR STEEL					5600
100 U KINGDOM		1474		3120	
335 GERMANY W		15896		71457	
400 U STATES		96616		540299	
		113986		614876	
BASINS CLOSETS SINKS					5601
100 U KINGDOM		16334		97475	
335 GERMANY W		4214		20017	
375 SWEDEN		10312		70331	
400 U STATES		108664		729958	
		139524		917781	
CONTAINERS TIMPLATE FOR FOOD					5602
400 U STATES		223389		812749	
		223389		812749	
CONTAINERS TIMPLATE N O P					5603
100 U KINGDOM		1137		16263	
335 GERMANY W				176	
354 NETHRLNDS		681		681	
359 NORWAY				1172	
381 ALASKA		100		184	
400 U STATES		144149		1054557	
		146067		1073033	
HOLLOW WARE ENAMELLED IRON					5604
100 U KINGDOM		858		8169	
305 AUSTRIA				82	
306 BELGIUM		1821		6184	
318 DENMARK		171		1823	
327 FRANCE		935		2029	
335 GERMANY W		192		1064	
354 NETHRLNDS				5622	

IMPORTS INTO CANADA FOR CONSUMPTION

109

Articles and Countries from which Imported			MONTH OF JULY 1957		SEVEN MONTHS ENDED JULY 1957		Class Number
			Quantities	Values (\$)	Quantities	Values (\$)	
	359	NORWAY				1062	
	375	SWEDEN		178		1704	
	376	SWITZRLND				504	
	400	U STATES		24571		198912	
HOLLOW WARE IRON				28726		227155	
	N O P						5605
	100	U KINGDOM		2297		26504	
	318	DENMARK				5274	
	327	FRANCE		972		2040	
	335	GERMANY W		2060		6373	
	344	ITALY		64		847	
	347	JAPAN				18464	
	354	NETHRLNDS				2375	
	359	NORWAY				1480	
	375	SWEDEN		1013		6506	
	376	SWITZRLND				188	
	400	U STATES		251313		2100542	
				257719		2170593	
KITCHEN DAIRY HOLLOW WARE TIN							5606
	100	U KINGDOM		467		6036	
	335	GERMANY W		3468		28140	
	347	JAPAN				1372	
	354	NETHRLNDS		138		138	
	400	U STATES		26226		100626	
				30299		136312	
MFRS OF TIN AND TINPLATE	N O P						5607
	100	U KINGDOM		15325		71618	
	231	HONG KONG				116	
	327	FRANCE		150		3782	
	335	GERMANY W		1719		13227	
	344	ITALY				801	
	347	JAPAN		1858		7501	
	352	MEXICO				560	
	354	NETHRLNDS		378		4008	
	359	NORWAY		199		454	
	381	ALASKA				104	
	400	U STATES		292167		1910984	
				311796		2013155	
ANVILS AND VISES							5621
	100	U KINGDOM		25184		102151	
	327	FRANCE				397	
	335	GERMANY W		681		8784	
	344	ITALY				444	
	347	JAPAN		921		3597	
	354	NETHRLNDS				310	
	375	SWEDEN				700	
	400	U STATES		19664		148357	
				46450		264740	
AUGERS BITS AND DRILLS							5622
	100	U KINGDOM		62082		502437	
	207	UN SO AFR		209		209	
	234	AUSTRALIA		5203		71279	
	305	AUSTRIA		1312		5921	
	318	DENMARK				1520	
	327	FRANCE		970		18226	
	335	GERMANY W		23468		148184	
	344	ITALY		6936		24761	
	347	JAPAN		3487		9064	
	354	NETHRLNDS		55		2758	
	375	SWEDEN		1929		32689	
	376	SWITZRLND		197		3792	
	400	U STATES		130648		853626	
				236496		1674466	
AXES			DOZ				5623
	100	U KINGDOM	512	4518	1805	17975	
	335	GERMANY W	65	721	1140	13251	
	347	JAPAN			30	457	
	375	SWEDEN	766	9861	3084	32673	
	400	U STATES	33	714	450	11166	
			1376	15814	6509	75522	
FILES N O P AND RASPS			DOZ				5624
	100	U KINGDOM	5333	18466	28632	91289	
	305	AUSTRIA	27	132	27	132	
	335	GERMANY W			4528	6982	
	347	JAPAN			520	1023	
	366	PORTUGAL			1489	5111	
	375	SWEDEN	1451	6608	5077	15275	
	376	SWITZRLND	217	374	531	2297	
	400	U STATES	2843	19498	36048	221823	
			9871	45078	76852	343932	
HACK SAW BLADES							5625
	100	U KINGDOM		4333		51781	
	305	AUSTRIA				960	
	335	GERMANY W		3361		8149	
	344	ITALY				195	
	375	SWEDEN		1822		3014	
	400	U STATES		6953		84297	
				16469		148396	
SAWS N O P							5626
	100	U KINGDOM		5508		50361	
	317	CZECHO S		946		1504	
	318	DENMARK				2000	
	335	GERMANY W		11792		53095	
	347	JAPAN		2297		9333	
	359	NORWAY		1039		7486	
	366	PORTUGAL				130	

IMPORTS INTO CANADA FOR CONSUMPTION

Articles and Countries from which Imported		MONTH OF JULY 1957		SEVEN MONTHS ENDED JULY 1957		Class Number
		Quantities	Values (\$)	Quantities	Values (\$)	
	375 SWEDEN		16988		56537	
	376 SWITZRLND				203	
	400 U STATES		15771		190756	
WRENCHES			54341		372005	5627
	100 U KINGDOM		3949		43914	
	305 AUSTRIA				1882	
	318 DENMARK				360	
	327 FRANCE		121		121	
	335 GERMANY W		48247		270267	
	344 ITALY				1653	
	347 JAPAN		3542		34747	
	375 SWEDEN		620		6763	
	376 SWITZRLND		260		580	
	400 U STATES		143406		1435949	
			200145		1796236	
ADZES CLEAVERS HATCHETS PLANES						5628
	100 U KINGDOM		15705		118036	
	305 AUSTRIA		77		2200	
	317 CZECHO S				774	
	327 FRANCE				1013	
	335 GERMANY W		20458		149507	
	344 ITALY		2263		4491	
	347 JAPAN		1339		8501	
	375 SWEDEN		7976		64013	
	376 SWITZRLND				457	
	381 ALASKA				57	
	400 U STATES		75822		689774	
			123640		1038823	
ENGINEERS PRECISION TOOLS						5629
	100 U KINGDOM		43277		257309	
	218 MALAYA				11537	
	234 AUSTRALIA		431		2618	
	305 AUSTRIA				985	
	318 DENMARK		5549		9923	
	326 FINLAND				280	
	327 FRANCE				11203	
	335 GERMANY W		54333		263491	
	344 ITALY		704		6279	
	347 JAPAN		9598		89594	
	354 NETHRLNDS				5650	
	375 SWEDEN		3292		46543	
	376 SWITZRLND		22025		501159	
	400 U STATES		481209		2774313	
			620418		3980884	
TOOLS M O P						5630
	100 U KINGDOM		76614		400340	
	231 HONG KONG		136		523	
	234 AUSTRALIA				217	
	305 AUSTRIA		97		2280	
	317 CZECHO S		263		1592	
	318 DENMARK				1940	
	327 FRANCE		5809		30116	
	335 GERMANY W		33056		264594	
	344 ITALY		1640		4972	
	347 JAPAN		18671		121696	
	354 NETHRLNDS				416	
	359 NORWAY				1681	
	375 SWEDEN		5594		42523	
	376 SWITZRLND				9047	
	387 VENEZUELA				2407	
	400 U STATES		556446		4067171	
			698326		4951515	
FILES MANICURE						5631
	100 U KINGDOM		514		3000	
	327 FRANCE		54		121	
	335 GERMANY W		2345		9024	
	400 U STATES		1916		21327	
			4829		33472	
TOOLS FOR USE IN MACHINES						5632
	100 U KINGDOM		60140		432067	
	234 AUSTRALIA				1103	
	236 NEW ZEAL				100	
	305 AUSTRIA				1475	
	306 BELGIUM		399		501	
	318 DENMARK				1576	
	327 FRANCE				7243	
	335 GERMANY W		11977		108584	
	344 ITALY		518		7561	
	347 JAPAN		4836		8373	
	354 NETHRLNDS				1639	
	375 SWEDEN		2045		19681	
	376 SWITZRLND		1210		13621	
	381 ALASKA				240	
	400 U STATES		695388		5166594	
			776513		5770358	
AUTOMOBILES FREIGHT NEW		NO				5641
	100 U KINGDOM		78	131692	524	735988
	335 GERMANY W		133	143074	1036	1048356
	400 U STATES		483	1954490	3954	18754389
			694	2229256	5514	20538733
AUTOS PASS NEW UNDER 1200 DOL		NO				5642
	100 U KINGDOM		1844	1815792	13047	13219945
	317 CZECHO S		1	720	2	1430
	327 FRANCE		126	108122	153	131364
	335 GERMANY W		1516	1142345	13191	9663419

IMPORTS INTO CANADA FOR CONSUMPTION

111

Articles and Countries from which Imported	MONTH OF JULY 1957		SEVEN MONTHS ENDED JULY 1957		Class Number
	Quantities	Values (\$)	Quantities	Values (\$)	
400 U STATES			17	11278	
AUTOS PASS NEW 1200 TO 210000L	3487	3066979	26410	23027436	5643
100 U KINGDOM	NO				
327 FRANCE	694	949700	3411	4679999	
335 GERMANY W	69	100063	2	2843	
375 SWEDEN	1	1555	1	1555	
400 U STATES	76	137215	960	1796315	
AUTOS PASS NEW N O P	840	1188533	5040	7365636	5644
100 U KINGDOM	NO				
335 GERMANY W	27	70987	274	824040	
400 U STATES	6	17947	43	127032	
	295	906777	11097	32656410	
MOTOR OMNIBUSES NEW	328	995711	11414	33607482	5645
100 U KINGDOM	NO				
335 GERMANY W	3	3819	12	15057	
400 U STATES	51	58184	253	293757	
	39	307380	315	4466777	
	93	369383	580	4775591	
PARTS OF MOTOR BUS BODIES 4381					5646
100 U KINGDOM		987		18216	
306 BELGIUM				84	
335 GERMANY W		2381		17706	
400 U STATES		527854		4329664	
		531222		4365670	
AXLES BRAKES CLUTCHES TRUCK					5648
100 U KINGDOM		3800		30498	
335 GERMANY W		2162		30879	
400 U STATES		1596268		13972296	
		1602230		14033673	
AUTOMOBILE PARTS N O P					5650
100 U KINGDOM		379882		2648337	
234 AUSTRALIA		1380		4753	
306 BELGIUM		3001		5672	
317 CZECHO S		100		905	
327 FRANCE				6588	
335 GERMANY W		88039		784090	
344 ITALY		79		131	
347 JAPAN		105		12909	
354 NETHRLNDS				1352	
375 SWEDEN		4357		16086	
381 ALASKA				521	
400 U STATES		16263795		153368847	
		16740738		156850191	
BICYCLES N O P					5651
100 U KINGDOM	NO				
305 AUSTRIA	8509	162145	84751	1613327	
317 CZECHO S	210	2039	6960	98319	
327 FRANCE			586	14447	
335 GERMANY W	392	4325	3073	41576	
340 HUNGARY			5	66	
344 ITALY	381	9594	428	10333	
354 NETHRLNDS	12	213	249	4135	
376 SWITZRLND	7	221	7	221	
400 U STATES	7	166	514	7770	
	9518	178703	96582	1790404	
BICYCLE PARTS					5652
100 U KINGDOM		39980		262126	
317 CZECHO S		70		6345	
327 FRANCE		224		853	
335 GERMANY W		7989		51619	
344 ITALY		92		92	
347 JAPAN		265		5752	
354 NETHRLNDS				912	
375 SWEDEN		1666		9302	
400 U STATES		3123		21900	
		53409		358901	
CARS RAILWAY BOX AND FLAT					5653
400 U STATES	NO				
	16	35813	54	118786	
	16	35813	54	118786	
CARS RAILWAY PASSENGER					5654
400 U STATES	NO				
		32400	8	146548	
		32400	8	146548	
CARS RAILWAY TANK					5655
400 U STATES	NO				
	4	15786	87	383657	
	4	15786	87	383657	
CARS RAILWAY N O P					5656
100 U KINGDOM	NO				
400 U STATES	29	47771	254	319083	
	16	18815	212	341881	
	45	66586	466	660964	
CARS RAILWAY PARTS OF					5657
100 U KINGDOM		253		82463	
335 GERMANY W				1620	
400 U STATES		452945		3794054	
		453198		3878137	
MOTOR RAIL CARS AND PARTS					5658
100 U KINGDOM	NO				
381 ALASKA		3662		15309	
400 U STATES		204	1	1957	
	18	141623	56	4946709	
	18	145489	57	4963975	
MOTOR CYCLES SIDE CARS AND PTS					5660
100 U KINGDOM	NO				
220 BERMUOA	128	101711	1531	852099	
305 AUSTRIA			1	141	
317 CZECHO S	17	1703	218	23489	
327 FRANCE	29	2126	37	2758	

* Arriving month of June, 1957, as to value only.

IMPORTS INTO CANADA FOR CONSUMPTION

Articles and Countries from which Imported	MONTH OF JULY 1957		SEVEN MONTHS ENDED JULY 1957		Class Number
	Quantities	Values (\$)	Quantities	Values (\$)	
335 GERMANY W	74	13146	534	102301	
344 ITALY	4	1401	198	42366	
347 JAPAN	1	205	2	485	
354 NETHRLNOS			1	120	
376 SWITZRLNO				122	
400 U STATES	33	28753	397	290861	
	286	149045	2921	1315393	
MOTOR VEHICLES N O P	NO				5661
100 U KINGDOM	13	24862	38	78408	
318 DENMARK			1	795	
327 FRANCE			2	1025	
335 GERMANY W	2	1948	29	25673	
344 ITALY			2	279	
352 MEXICO	1	3667	1	3667	
354 NETHRLNDS			1	492	
376 SWITZRLNO			1	2694	
400 U STATES	180	297253	817	1474657	
	196	327730	892	1587690	
TRACTION ENGINES NOP AND PARTS	NO				5663
400 U STATES		83	1	421	
		83	1	421	
TRICYCLES N O P	NO				5664
100 U KINGDOM	36	602	320	3784	
335 GERMANY W			252	2364	
347 JAPAN			1116	3201	
400 U STATES	2512	8338	10919	47512	
	2548	8940	12607	56861	
FRAMES FOR BICYCLES	NO				5670
100 U KINGDOM			303	2033	
			303	2033	
TRUCKS BOOIES FOR STREET CARS					5671
FACTORY WAREHOUSE TRUCKS MOTOR	NO				5672
100 U KINGDOM		1039	9	28208	
335 GERMANY W				51	
400 U STATES	50	126063	416	2013100	
	50	127102	425	2041359	
FORK LIFT TRUCKS AND PARTS	NO				5674
100 U KINGDOM	2	7877	64	231105	
335 GERMANY W		158	1	5193	
375 SWEDEN	2	332	38	7522	
400 U STATES	204	931768	1109	5625961	
	208	940135	1212	5869781	
ROLLER BEARINGS AND PARTS NOP					5680
100 U KINGDOM		71820		483544	
305 AUSTRIA		5913		35606	
306 BELGIUM				10764	
335 GERMANY W		22063		270211	
344 ITALY		3155		92226	
354 NETHRLNOS				3249	
375 SWEDEN		52103		574122	
376 SWITZRLNO		542		933	
400 U STATES		532970		4688143	
		688566		6075798	
ANCHORS FOR VESSELS	CWT				5681
100 U KINGDOM	965	10680	3351	40689	
359 NORWAY			4	135	
400 U STATES	58	3500	2059	50231	
	1023	14180	5414	91055	
BALL AND ROLR BRNGS FOR AUTOS					5682
100 U KINGDOM		15968		103860	
305 AUSTRIA		141		473	
335 GERMANY W		1167		50884	
354 NETHRLNOS				2294	
375 SWEDEN				7983	
400 U STATES		192729		1841379	
		210005		2006873	
BALLS ROLLERS FOR BEARINGS					5683
100 U KINGDOM		333		5241	
305 AUSTRIA				54	
327 FRANCE				18402	
335 GERMANY W		2466		28812	
375 SWEDEN		63		55754	
400 U STATES		15024		314733	
		17886		422996	
BURNISHING BALLS					5684
100 U KINGDOM		319		319	
400 U STATES		2959		7889	
		3278		8208	
BALL BEARINGS AND PARTS N O P					5685
100 U KINGDOM		40238		336373	
305 AUSTRIA		9603		86394	
327 FRANCE				157	
335 GERMANY W		16361		240046	
344 ITALY		8029		33053	
354 NETHRLNOS				1349	
375 SWEDEN		17555		338179	
376 SWITZRLNO		1162		3752	
400 U STATES		355549		3428956	
		448497		4468259	
BOTTLES STEEL FOR GAS					5686
100 U KINGDOM		50		11152	
220 BERMUOA		2260		10150	
224 JAMAICA				56	
227 BAHAMAS		500		2030	
381 ALASKA				57	

IMPORTS INTO CANADA FOR CONSUMPTION

113

Articles and Countries from which Imported	MONTH OF JULY 1957		SEVEN MONTHS ENDED JULY 1957		Class Number
	Quantities	Values (\$)	Quantities	Values (\$)	
400 U STATES		127245		1646111	
BAYONETS SWORDS FOILS MASKS		130055		1669556	5687
100 U KINGDOM		201		4378	
231 HONG KONG		55		55	
327 FRANCE		74		1375	
335 GERMANY W		694		3111	
344 ITALY				138	
400 U STATES		124		1230	
MATERIALS FOR CREAM SEPARATORS		1148		10287	5688
GALVANIZED RANGE BOILERS	NO				5689
100 U KINGDOM	2566	23245	7918	71931	
400 U STATES	549	13668	5460	120623	
	3115	36913	13378	192554	
DRUMS CYLINDERS BARRELS TANKS					5690
100 U KINGDOM		5739		29242	
335 GERMANY W				13278	
376 SWITZRLND				338	
381 ALASKA		1572		4336	
400 U STATES		229666		1669368	
		236977		1716562	
FRAMES FOR PURSES RETICULES					5691
100 U KINGDOM		9686		39662	
305 AUSTRIA				1928	
306 BELGIUM		2212		22413	
327 FRANCE		108		206	
335 GERMANY W		17943		44328	
344 ITALY		770		2949	
372 SPAIN				3033	
400 U STATES		10266		91249	
		40985		206468	
FURNITURE OF METAL					5692
100 U KINGDOM		15730		127754	
224 JAMAICA				116	
231 HONG KONG		542		4261	
234 AUSTRALIA				400	
305 AUSTRIA		396		894	
306 BELGIUM				371	
318 DENMARK		87		4611	
327 FRANCE		4300		9069	
335 GERMANY W		1006		20043	
344 ITALY		1522		5212	
347 JAPAN				619	
354 NETHRLNDS				2973	
359 NORWAY		3135		3919	
375 SWEDEN		320		5212	
376 SWITZRLND		316		1420	
381 ALASKA				135	
400 U STATES		608168		4645908	
		635522		4832917	
MATERIALS FOR BUOYS					5693
100 U KINGDOM				1404	
335 GERMANY W		284		284	
375 SWEDEN				6872	
400 U STATES		1695		87661	
		1979		96221	
GOLF SHAFTS OF SEAMLESS STEEL					5694
100 U KINGDOM		7108		78599	
400 U STATES		4053		20328	
		11161		98927	
MATERIALS FOR RIFLES					5695
400 U STATES				34549	
				34549	
METAL PARTS FOR SHOTGUNS					5696
GUN BARRELS ROUGH BORED					5697
100 U KINGDOM				12053	
				12053	
GUNS RIFLES AIR GUNS FIREARMS					5698
100 U KINGDOM		9320		50919	
231 HONG KONG				981	
305 AUSTRIA				130	
306 BELGIUM		287		6248	
317 CZECHOS		625		7042	
326 FINLAND				103	
327 FRANCE		1748		3717	
335 GERMANY W		4434		27886	
344 ITALY		300		5533	
347 JAPAN		146		204	
359 NORWAY				152	
372 SPAIN				1347	
375 SWEDEN		663		663	
376 SWITZRLND				1006	
400 U STATES		111243		413516	
		128766		519447	
GUNS NOT MADE IN CANADA					5699
100 U KINGDOM		23861		88605	
231 HONG KONG				2578	
305 AUSTRIA				2233	
306 BELGIUM		13188		106379	
317 CZECHOS		949		2323	
318 DENMARK				20027	
326 FINLAND		829		829	
327 FRANCE				381	

IMPORTS INTO CANADA FOR CONSUMPTION

Articles and Countries from which Imported	MONTH OF JULY 1957		SEVEN MONTHS ENDED JULY 1957		Class Number
	Quantities	Values (\$)	Quantities	Values (\$)	
335 GERMANY W		1729		7806	
344 ITALY		1418		10485	
347 JAPAN				165	
359 NORWAY		3183		23155	
372 SPAIN		830		7928	
375 SWEDEN		71029		960075	
376 SWITZRLNO		5921		7604	
400 U STATES		731842		2304216	
		854779		3544789	
KNIFE FORK SCISSORS BLANKS					5700
100 U KINGDOM				11954	
400 U STATES		3156		61310	
		3156		73264	
METAL PARTS LOOSELEAF BINDERS					5701
100 U KINGDOM		8199		72190	
305 AUSTRIA		2227		2397	
400 U STATES		19639		280940	
		30065		355527	
MAGIC LANTERNS AND SLIDES					5702
100 U KINGDOM		715		4313	
327 FRANCE				630	
335 GERMANY W		1040		7125	
347 JAPAN				9410	
375 SWEDEN				424	
400 U STATES		120960		429129	
		122715		451031	
PRESSED STEEL BELT PULLEYS					5703
100 U KINGDOM		2230		8262	
234 AUSTRALIA				5503	
400 U STATES		12484		99484	
		14714		113249	
RAILWAY TIES FISH PLATES IRON	CWT				5704
100 U KINGDOM	44799	315874	122718	874252	
306 BELGIUM			313	2017	
327 FRANCE			32	205	
335 GERMANY W	214	1738	471	3363	
354 NETHRLNDS			252	1744	
400 U STATES	3266	23857	26686	224354	
	48279	341469	150472	1105935	
RAILWAY INTERSECTION LAYOUTS					5705
400 U STATES		12212		66335	
		12212		66335	
SAFES AND DOORS FOR VAULTS					5706
100 U KINGDOM		39094		135310	
335 GERMANY W		234		234	
359 NORWAY		593		5143	
372 SPAIN				210	
375 SWEDEN				291	
400 U STATES		66196		537863	
		106117		679051	
STEEL WOOL					5708
100 U KINGDOM				118	
359 NORWAY				2817	
400 U STATES		12837		108805	
		12837		111740	
LATH OF IRON OR STEEL	CWT				5709
100 U KINGDOM	637	6512	4132	42725	
400 U STATES	574	9957	4310	59450	
	1211	16469	8442	102175	
VALVES IRON OR STEEL N O P					5713
100 U KINGDOM		117312		634662	
305 AUSTRIA				2706	
318 DENMARK				393	
335 GERMANY W		347		40117	
344 ITALY				812	
347 JAPAN		150		150	
354 NETHRLNDS		20878		151234	
375 SWEDEN		2657		30124	
376 SWITZRLNO		289		289	
400 U STATES		1328387		8508519	
		1470020		9369006	
MANUFACTURES OF IRON STEEL N O P					5714
100 U KINGDOM		729452		4521527	
231 HONG KONG		207		2736	
234 AUSTRALIA				2522	
305 AUSTRIA		755		7691	
306 BELGIUM		2250		10778	
317 CZECHO S				1465	
318 DENMARK		783		5913	
327 FRANCE		24411		190607	
335 GERMANY W		69526		527247	
344 ITALY		28860		376743	
347 JAPAN		17086		111778	
352 MEXICO		56		56	
354 NETHRLNDS		343		40535	
359 NORWAY				7940	
360 ISRAEL				328	
375 SWEDEN		66228		295446	
376 SWITZRLNO		10481		67940	
381 ALASKA				104	
383 HAWAII				83	
384 P RICO				2132	
387 VENEZUELA				10087	
400 U STATES		5572473		40444967	
		6522911		46628625	

IMPORTS INTO CANADA FOR CONSUMPTION

Articles and Countries from which Imported	MONTH OF JULY 1957		SEVEN MONTHS ENDED JULY 1957		Class Number
	Quantities	Values (\$)	Quantities	Values (\$)	
COOKING STOVES COAL OR WOOD	NO				5715
100 U KINGDOM			17	2148	
400 U STATES		745	112	4864	
	12	745	129	7012	
COOKING STOVES ELEC OVER 2500L	NO				5716
347 JAPAN	1	126	1	126	
400 U STATES	658	76112	5756	669223	
	659	76238	5757	669349	
COOKING STOVES GAS OVER 10 DOL	NO				5717
100 U KINGDOM	1	106	19	735	
400 U STATES	2481	209673	14126	1269114	
	2482	209779	14145	1269849	
COOKING STOVES OIL OVER 10 OOL	NO				5718
100 U KINGDOM			3	61	
344 ITALY			1	66	
400 U STATES	73	4098	490	22559	
	73	4098	494	22686	
FURNACES DOMESTIC HOT WATER					5719
100 U KINGDOM				1224	
400 U STATES		76987		299492	
		76987		300716	
FURNACES DOMESTIC WARM AIR	NO				5720
400 U STATES	2653	303506	13480	1658723	
	2653	303506	13480	1658723	
OIL BURNERS	NO				5721
400 U STATES	125	16157	859	125028	
	125	16157	859	125028	
RADIATORS CAST IRON	SQ FT				5722
400 U STATES	5392	3183	13813	5987	
	5392	3183	13813	5987	
ELECTRIC COOKING APPARATUS NOP					5723
100 U KINGDOM		9316		79046	
234 AUSTRALIA				75	
327 FRANCE				65	
335 GERMANY W				718	
344 ITALY				671	
347 JAPAN				332	
400 U STATES		338849		1471120	
		348165		1552027	
HEATING COOKING APPARATUS NOP					
100 U KINGDOM		2816		10243	
305 AUSTRIA		355		2130	
335 GERMANY W		863		3351	
347 JAPAN				531	
354 NETHRLNDS				140	
375 SWEDEN		143		1969	
376 SWITZRLND				75	
400 U STATES		617066		2485164	
		621243		2503603	
PARTS HEATING AND COOKING APP					5725
100 U KINGDOM		1023		18775	
327 FRANCE				918	
347 JAPAN				58	
354 NETHRLNDS				70	
375 SWEDEN		2950		5186	
400 U STATES		771119		7195341	
		775092		7220348	
OVENS COMMERCIAL BAKERY					5726
100 U KINGDOM				18286	
354 NETHRLNDS				17620	
400 U STATES		104476		368749	
		104476		404655	
GAS STOVE THERMOSTATS LIGHTERS					5727
400 U STATES		3851		48286	
		3851		48286	
HEATERS OIL 20 DOLLARS OR OVER	NO				5728
327 FRANCE			6	120	
400 U STATES	3359	164871	17879	873921	
	3359	164871	17885	874041	
METAL STAMPINGS FOR BATHTUBS	CWT				5729
400 U STATES	6102	100975	42565	727058	
	6102	100975	42565	727058	
INDUSTRIAL FURNACES AND PARTS					5730
100 U KINGDOM		176244		569485	
335 GERMANY W		8595		14193	
354 NETHRLNDS				3449	
400 U STATES		293099		1574695	
		477938		2161822	
RANGE OIL BURNERS	NO				5731
400 U STATES	56	1915	1203	41078	
	56	1915	1203	41078	
WATER HEATER PARTS					5733
100 U KINGDOM				1478	
335 GERMANY W		145		699	
400 U STATES		20238		294567	
		20383		296744	
WATER HEATERS GAS	NO				5734
100 U KINGDOM			255	13436	
335 GERMANY W			100	5080	
354 NETHRLNDS			24	1341	
400 U STATES	24	1341	24	1341	
	2628	134527	12673	659980	
	2652	135868	13052	679837	
WATER HEATERS ELECTRIC	NO				5735
100 U KINGDOM	1	79	65	1965	

IMPORTS INTO CANADA FOR CONSUMPTION

Articles and Countries from which Imported	MONTH OF JULY 1957		SEVEN MONTHS ENDED JULY 1957		Class Number
	Quantities	Values (\$)	Quantities	Values (\$)	
335 GERMANY W	200	565	822	2326	
400 U STATES	1236	46910	9445	425013	
WATER HEATERS N O P	1437	47554	10332	429304	5736
	NO				
100 U KINGDOM	3	326	25	2436	
400 U STATES	239	17196	1426	112762	
HOUSEHOLD SCALES AND PTS	242	17522	1451	115198	5737
	NO				
100 U KINGDOM			446	1109	
317 CZECHOS			25	93	
335 GERMANY W	917	1320	2704	5727	
375 SWEDEN		764	12	1092	
400 U STATES	10377	36414	96241	345649	
SCALES BALANCES PARTS N O P	11294	38498	99428	353670	5738
100 U KINGDOM		7239		115679	
306 BELGIUM		6015		7724	
318 DENMARK				14603	
335 GERMANY W		2908		56369	
347 JAPAN				185	
354 NETHRLNOS		9214		14481	
375 SWEDEN		67		3615	
376 SWITZRLND		11472		42946	
381 ALASKA		382		1534	
400 U STATES		289597		1683067	
		326894		1940203	

IMPORTS INTO CANADA FOR CONSUMPTION

Articles and Countries from which Imported	MONTH OF JULY 1957		SEVEN MONTHS ENDED JULY 1957		Class Number
	Quantities	Values (\$)	Quantities	Values (\$)	
GROUP 6					
NONFERROUS METALS AND PRODUCTS					
ALUMINA AND BAUXITE N O P	CWT				6001
100 U KINGDOM			304	4361	
221 B GUIANA	254509	287274	1622909	1717279	
356 SURINAM	314542	254405	1318448	1091684	
400 U STATES	40225	138492	378596	890232	
	609276	680171	3320257	3703556	
BAUXITE ALUMINA FOR REFINING	CWT				6002
221 B GUIANA	5964291	1653180	8443210	2358695	
224 JAMAICA	671126	2127231	4377860	14061995	
328 FR AFRICA	2715215	737666	4997135	1358709	
347 JAPAN			267085	780136	
356 SURINAM	1221898	344804	4176500	1158691	
400 U STATES	146434	508470	461088	1601869	
	10718964	5371351	22722878	21320095	
CRYOLITE OR KRYOLITE	CWT				6003
335 GERMANY W	22050	228245	22050	228245	
372 SPAIN			33069	345600	
400 U STATES	66	898	1094	13754	
	22116	229143	56213	587599	
ALUMINUM PIGS INGOTS BLOCKS	CWT				6004
100 U KINGDOM	104	5524	257	13010	
400 U STATES	783	22434	3777	109696	
	887	27958	4034	122706	
ALUMINUM SCRAP	CWT				6005
400 U STATES	1346	22570	4104	58390	
	1346	22570	4104	58390	
ALUMINUM ANGLES CHANNELS BEAMS	CWT				6006
100 U KINGDOM	383	28739	1744	98136	
400 U STATES	776	53750	4541	338089	
	1159	82489	6285	436225	
ALUMINUM BAR ROD AND WIRE ROOS	CWT				6007
100 U KINGDOM	1275	46108	4338	170093	
335 GERMANY W			2	132	
375 SWEODEN	8678	232043	8678	232043	
400 U STATES	11684	379489	14110	507615	
	21637	657640	27128	909883	
ALUMINUM LEAF OR FOIL					6009
100 U KINGDOM		19666		148759	
305 AUSTRIA				4882	
335 GERMANY W		156		1261	
344 ITALY				2288	
347 JAPAN		1042		1042	
354 NETHRLNDS		257		479	
376 SWITZRLND		209		948	
400 U STATES		44494		333277	
		65824		492936	
ALUMINUM PIPES AND TUBES	CWT				6010
100 U KINGDOM	702	33839	4878	252161	
335 GERMANY W			24	1259	
400 U STATES	383	28434	1399	110370	
	1085	62273	6301	363790	
ALUMINUM PLATES SHEETS STRIPS	CWT				6011
100 U KINGDOM	15250	463654	29336	1024579	
305 AUSTRIA	10	339	40	1355	
335 GERMANY W			73	3202	
354 NETHRLNDS	111	3886	111	3886	
376 SWITZRLND			186	8635	
400 U STATES	1978	110279	19055	1028819	
	17349	578158	48801	2070476	
ALUMINUM POWDER AND PASTE	LB				6012
100 U KINGDOM	20680	6885	105142	33798	
400 U STATES	109184	34588	165772	68182	
	129864	41473	270914	101980	
ALUMINUM WIRE AND CABLE	CWT				6013
100 U KINGDOM	4324	156758	12209	415477	
400 U STATES	311	15343	2072	108966	
	4635	172101	14281	524443	
ALUMINUM HOUSEHOLD HOLLOW WARE					6014
100 U KINGDOM		1393		28533	
306 BELGIUM		324		569	
327 FRANCE				140	
335 GERMANY W		547		2841	
344 ITALY		12117		63221	
347 JAPAN		5662		12302	
359 NORWAY				503	
372 SPAIN		1837		5223	
376 SWITZRLND		1197		4662	
400 U STATES		87993		918732	
		111070		1036726	
ALUMINUM MANUFACTURES N O P					6015
100 U KINGDOM		122173		649169	
231 HONG KONG				1439	
306 BELGIUM				277	
317 CZECHO S				776	
318 DENMARK				112	
327 FRANCE		131		4980	
335 GERMANY W		5250		30406	
344 ITALY		6846		36688	
347 JAPAN		13438		55286	

IMPORTS INTO CANADA FOR CONSUMPTION

Articles and Countries from which Imported	MONTH OF JULY 1957		SEVEN MONTHS ENDED JULY 1957		Class Number
	Quantities	Values (\$)	Quantities	Values (\$)	
354 NETHRLNDS		143		7348	
359 NORWAY				458	
365 POLAND				98	
375 SWEDEN				9106	
376 SWITZRLND		6388		24541	
381 ALASKA				844	
400 U STATES		903011		6247511	
BRASS IN BLOCKS INGOTS OR PIGS	CWT	1057380		7069039	6021
400 U STATES			77	3228	
BRASS SCRAP	CWT		77	3228	6022
100 U KINGDOM	8	140	14	213	
220 BERMUDA			24	239	
334 ST PIERRE	20	200	20	200	
400 U STATES	56	1362	887	24177	
BRASS IN BARS AND RODS	CWT	84	945	24829	6023
100 U KINGDOM	564	16036	5498	157398	
335 GERMANY W	3	185	128	7491	
388 YUGO SLAV			5	133	
400 U STATES	151	7400	1104	62062	
BRASS IN STRIPS SHEETS PLATES	CWT	718	6735	227084	6024
100 U KINGDOM	1220	37667	11664	393150	
306 BELGIUM			160	5950	
335 GERMANY W	10	342	43	1628	
400 U STATES	724	42734	2843	210063	
BRASS TUBING	CWT	2024	14710	610791	6025
100 U KINGDOM	37	1640	144	7987	
335 GERMANY W	51	4214	387	24403	
376 SWITZRLND	11	901	58	4992	
400 U STATES	835	59029	8268	644791	
METAL CAPS FOR ELEC BATTERIES		234	8857	682173	6026
400 U STATES		4019		35061	
BRASS OR BRONZE COIN LOCKS		4019		35061	6029
400 U STATES		172		2768	
BRASS HAND PUMPS N O P		172		2768	6030
100 U KINGDOM		1479		1985	
400 U STATES		597		13422	
BRASS VALVES PLATED OR NOT		2076		15407	6031
100 U KINGDOM		3839		70995	
306 BELGIUM				1133	
318 DENMARK		3485		20911	
335 GERMANY W		6917		18214	
344 ITALY		13141		63782	
347 JAPAN				18847	
354 NETHRLNDS				1391	
375 SWEDEN		5578		31543	
376 SWITZRLND		2639		2639	
400 U STATES		350172		2486269	
BRASS METERS AND PARTS		385771		2715724	6032
100 U KINGDOM		6233		45248	
400 U STATES		36162		320926	
BRASS WIRE N O P	LB	42395		366174	6033
100 U KINGDOM	13444	4991	68318	28038	
400 U STATES	1755	1640	25657	18337	
BRASS WIRE CLOTH OR WOVEN WIRE		15199	93975	46375	6034
100 U KINGDOM		248		9205	
305 AUSTRIA				2243	
327 FRANCE				1446	
335 GERMANY W		9948		51810	
400 U STATES		3012		40753	
BRASS MANUFACTURES N O P		13208		105457	6035
100 U KINGDOM		72400		471801	
215 INDIA		5989		13950	
231 HONG KONG		3297		11081	
305 AUSTRIA		256		665	
306 BELGIUM		449		3095	
318 DENMARK		191		2660	
327 FRANCE		191		5807	
335 GERMANY W		6552		62630	
344 ITALY		8892		64587	
347 JAPAN		6564		50433	
354 NETHRLNDS		3078		15794	
359 NORWAY				852	
360 ISRAEL		4621		14249	
372 SPAIN				1016	
375 SWEDEN		2478		12572	
376 SWITZRLND		694		3464	
392 SYRIA				221	
400 U STATES		842197		6236094	
BRASS WIRE FOR FOURDRINIER		957849		6970971	6036
PLUMBERS BRASS GOODS					6037
100 U KINGDOM		6540		72199	

IMPORTS INTO CANADA FOR CONSUMPTION

Articles and Countries from which Imported	MONTH OF JULY 1957		SEVEN MONTHS ENDED JULY 1957		Class Number
	Quantities	Values (\$)	Quantities	Values (\$)	
335 GERMANY W		4 672		1 2922	
344 ITALY		8 347		10 2239	
347 JAPAN		5 910		4 5360	
354 NETHRLNDS				1 3777	
375 SWEDEN				6 40	
400 U STATES		3 009 55		2 083 093	
		3 264 24		2 330 230	
COPPER IN BLOCKS PIGS INGOTS	CWT				60 42
400 U STATES	1 002 24	2 786 97	3 652 7	10 208 65	
	1 002 24	2 786 97	3 652 7	10 208 65	
COPPER SCRAP	CWT				60 43
400 U STATES	5 643	1 335 77	7 578 4	1 982 266	
	5 643	1 335 77	7 578 4	1 982 266	
COPPER BARS FDR ELECTRIC WIRES	CWT				60 44
400 U STATES	9 27	2 937 8	1 986 1	6 845 62	
	9 27	2 937 8	1 986 1	6 845 62	
COPPER IN BARS OR RODS N O P	CWT				60 46
100 U KINGDOM			4 800	13 296 0	
335 GERMANY W			5 65	2 649 9	
400 U STATES	8 4	5 478	1 175	4 264 8	
	8 4	5 478	6 540	20 210 7	
COPPER IN STRIPS SHEETS PLATES	CWT				60 47
100 U KINGDOM	1 425	5 755 3	6 556	25 717 9	
400 U STATES	1 35	10 714	5 70	4 783 3	
	1 560	6 826 7	7 126	30 501 2	
COPPER TUBING	CWT				60 48
100 U KINGDOM	1 749	7 354 5	6 510	29 597 9	
312 CHILE	6 4	2 428	6 4	2 428	
400 U STATES	1 35	11 791	1 651	15 831 5	
	1 948	8 776 4	8 225	45 672 2	
COPPER ROLLERS FOR WALL PAPER					60 49
100 U KINGDOM				2 457 8	
400 U STATES				6 853	
				3 143 1	
COPPER WIRE N O P	LB				60 50
100 U KINGDOM	2 080 6	9 804	3 112 2	14 741	
354 NETHRLNDS	29 4	70	46 4	198	
400 U STATES	183	278	1 781 1	15 353	
	2 128 3	10 152	4 939 7	30 292	
COPPER WIRE CLOTH WOVEN WIRE					60 51
100 U KINGDOM				187	
335 GERMANY W		5 12		5 12	
400 U STATES				2 598	
		5 12		3 297	
COPPER MANUFACTURES OF N O P					60 52
100 U KINGDOM		1 118		2 157 5	
215 INDIA				57	
231 HONG KONG		2 31		3 35	
305 AUSTRIA				102	
306 BELGIUM				31 4	
322 EGYPT		2 54		2 54	
327 FRANCE		1 37		2 13	
335 GERMANY W				1 598	
344 ITALY				1 952	
347 JAPAN		1 378		7 367	
354 NETHRLNDS		6 429		1 781 3	
375 SWEDEN		8 99		2 973	
376 SWITZRLND		57		1 47	
392 SYRIA				300	
400 U STATES		1 103 05		6 363 29	
		1 208 08		6 913 29	
LEAD IN PIGS AND BLOCKS	LB				60 61
100 U KINGDOM	2 748 0	3 812	2 748 0	3 812	
400 U STATES	5 000	1 337	1 314 854	20 341 1	
	3 248 0	5 149	1 342 334	20 722 3	
LEAD OLD AND SCRAP	LB				60 62
224 JAMAICA			4 600 0	98 6	
338 HAITI			8 128	197	
400 U STATES	2 000	535	11 450	3 177	
	2 000	535	6 557 8	4 360	
LEAD IN BARS AND SHEETS	LB				60 63
100 U KINGDOM	1 701 7	2 667	5 168 3	9 061	
400 U STATES			2 095	57 6	
	1 701 7	2 667	5 377 8	9 637	
LEAD PIPE	LB				60 64
100 U KINGDOM	1 138 3	1 863	1 138 3	1 863	
	1 138 3	1 863	1 138 3	1 863	
LEAD CAPSULES FOR BOTTLES					60 65
100 U KINGDOM		1 977		1 745 5	
234 AUSTRALIA		67		67	
354 NETHRLNDS		2 089		1 138 8	
400 U STATES				2 15	
		4 133		2 912 5	
LEAD SHOT AND BULLETS	LB				60 66
100 U KINGDOM			5 550	1 552	
400 U STATES	9 20	4 42	4 958	2 931	
	9 20	4 42	10 508	4 483	
LEAD MANUFACTURES N O P					60 68
100 U KINGDOM		3 368		2 162 9	
231 HONG KONG				7 42	
327 FRANCE				1 23	
335 GERMANY W		1 03		97 5	
347 JAPAN				8 55	
354 NETHRLNDS		9 41		2 076	
359 NORWAY				80	
400 U STATES		1 995 9		12 392 4	
		2 437 1		15 047 4	

IMPORTS INTO CANADA FOR CONSUMPTION

Articles and Countries from which Imported	MONTH OF JULY 1957		SEVEN MONTHS ENDED JULY 1957		Class Number
	Quantities	Values (\$)	Quantities	Values (\$)	
RODS 90 PC NICKEL FOR WIRE 400 U STATES	LB 4866	5880	23630	29167	6070
	4866	5880	23630	29167	
NICKEL NICKEL SILVER IN INGOTS 400 U STATES	LB 93618	26898	267891	78942	6071
	93618	26898	267891	78942	
NICKEL BARS RODS STRIPS SHEETS 100 U KINGDOM 335 GERMANY W 359 NORWAY 400 U STATES	LB 24768	36879	70507 647 90200	106344 297 64205	6072
	297374	337131	1856714	1952259	
	322142	374010	2018068	2123105	
NICKEL SILVER BARS RODS STRIPS 400 U STATES	LB		423	507	6073
			423	507	
NICKEL CHROMIUM IN BARS RODS 100 U KINGDOM 400 U STATES	LB 4549	6718	9832 19194	14532 26793	6074
	4549	6718	29026	41325	
NICKEL MANUFACTURES NOT PLATED 100 U KINGDOM 335 GERMANY W 344 ITALY 400 U STATES		1103 714 14555		16348 194 714 169209	6075
		16372		186465	
NICKEL AND PLATED HOLLOW WARE 400 U STATES				249	6076
				249	
NICKEL PLATED WARE N O P 100 U KINGDOM 234 AUSTRALIA 305 AUSTRALIA 306 BELGIUM 327 FRANCE 335 GERMANY W 344 ITALY 347 JAPAN 354 NETHRLNDS 375 SWEDEN 376 SWITZRLND 400 U STATES		15586 402 50 745 20087 1073 1990 1304 510		123180 402 4595 332 2332 151979 6384 11849 11577 2901 291	6077
		83428		646403	
		125175		962225	
ELECTRO PLATED WARE GILT WARE 100 U KINGDOM 207 UN SO AFR 215 INDIA 231 HONG KONG 234 AUSTRALIA 305 AUSTRALIA 306 BELGIUM 317 CZECHO S 318 DENMARK 327 FRANCE 335 GERMANY W 344 ITALY 347 JAPAN 354 NETHRLNDS 359 NORWAY 372 SPAIN 375 SWEDEN 376 SWITZRLND 400 U STATES		63328		533333 912 3010 20354 3011 6162 370 4045 2087 8099 268456 80738 190549 4669 118 1178 4894 6463 846132	6082
		998662		7420048	
GOLD SILVER SWEEPS GOLD FRINGE 100 U KINGDOM 327 FRANCE 335 GERMANY W 400 U STATES		1211		217 6792 95 7654	6084
		1408		14758	
GOLD SILVER DUTCH METAL LEAF 100 U KINGDOM 335 GERMANY W 344 ITALY 400 U STATES		3173		24423 2316 223 46445	6085
		8763		73407	
GOLD MANUFACTURES N O P 100 U KINGDOM 335 GERMANY W 344 ITALY 400 U STATES		719		2323 3358 752	6086
		8785		47213	
		9504		53646	
PLATINUM PALLADIUM IRIIDIUM 100 U KINGDOM 400 U STATES		708755 12347		8025118 134183	6087
		721102		8159301	
PLATINUM CRUCIBLES 400 U STATES		108982		782814	6088
		108982		782814	
PLAT RETORT FOR SULPHURIC ACID					6089
BLACK OXIDE COPPER FOR COLOURS	LB				6090
SILVER UNMANUFACTURED 100 U KINGDOM 400 U STATES	OZ		2754 601438 604192	2428 523396 525824	6091

IMPORTS INTO CANADA FOR CONSUMPTION

Articles and Countries from which Imported	MONTH OF JULY 1957		SEVEN MONTHS ENDED JULY 1957		Class Number
	Quantities	Values (\$)	Quantities	Values (\$)	
COIN FOREIGN EXCEPT GOLD					
306 BELGIUM				273	6092
				273	
TOILET ARTICLES OF STERLING					
100 U KINGDOM		172		4322	6093
335 GERMANY W		622		929	
400 U STATES		1024		2844	
		1818		8095	
SILVER MANUFACTURES N O P					
100 U KINGDOM		30074		196421	6094
217 CEYLON				50	
231 HONG KONG				128	
306 BELGIUM				163	
317 CZECHOS		612		612	
318 DENMARK		1242		16225	
327 FRANCE		334		1738	
335 GERMANY W		849		13599	
344 ITALY				514	
347 JAPAN				325	
352 MEXICO				719	
354 NETHRLNDS				75	
359 NORWAY				405	
371 THAILAND				160	
375 SWEDEN		1107		4325	
376 SWITZRLND		94		309	
400 U STATES		11517		110716	
		45829		346484	
TIN BLOCKS PIGS OR BARS					
100 U KINGDOM	CWT				6101
218 MALAYA	673	62164	4970	466321	
306 BELGIUM	2796	256271	17916	1683166	
335 GERMANY W	672	62092	13216	1232630	
354 NETHRLNDS	458	40699	458	40699	
400 U STATES	672	61798	7504	699880	
	122	12063	7020	682832	
	5393	495087	51084	4805528	
TINFOIL					
400 U STATES	LB				6102
	1144	1557	9818	9362	
	1144	1557	9818	9362	
COLLAPSIBLE TUBES OF METAL					
100 U KINGDOM				426	6103
400 U STATES		5594		20875	
		5594		21301	
ZINC BLOCKS PIGS BARS PLATES					
400 U STATES	CWT				6112
	100	1411	602	13043	
	100	1411	602	13043	
ZINC STRIP AND SHEETS					
100 U KINGDOM	CWT				6113
306 BELGIUM	54	977	331	5876	
335 GERMANY W	250	3806	1785	34899	
400 U STATES	60	975	4213	73393	
	3009	73998	12464	343905	
	3373	79756	18793	458073	
ZINC DUST					
100 U KINGDOM	CWT				6115
354 NETHRLNDS	300	4249	5184	78651	
400 U STATES	39	1364	43	1505	
	165	2813	2727	46908	
	504	8426	7954	127064	
ZINC MANUFACTURES N O P					
100 U KINGDOM		2907		10158	6116
231 HONG KONG		150		5108	
306 BELGIUM				2286	
318 DENMARK		84		206	
327 FRANCE				729	
335 GERMANY W		4411		11360	
344 ITALY				689	
347 JAPAN		1178		5268	
354 NETHRLNDS				578	
400 U STATES		150823		1312971	
		159553		1349353	
ZINC SLUGS FOR DRY BATTERIES					
400 U STATES		6337		116335	6117
		6337		116335	
ALLOYS OF COPPER					
100 U KINGDOM		3270		17084	6119
400 U STATES		13669		191592	
		16939		208676	
ALLOYS OF MAGNESIUM					
100 U KINGDOM				1124	6120
400 U STATES		12703		168413	
		12703		169537	
BABBITT METAL IN BLOCKS BARS					
100 U KINGDOM	CWT				6121
400 U STATES	52	4486	43	2638	
	52	4486	158	14374	
			201	17012	
BRITANNIA METAL AND MFRS					
100 U KINGDOM				2976	6123
318 DENMARK		103		223	
400 U STATES		903		10654	
		1006		13853	
CHROMIUM TUNGSTEN FOR ALLOYS					
100 U KINGDOM	LB				6124
305 AUSTRIA	95	771	47906	50322	
354 NETHRLNDS			35	552	
400 U STATES			59	1992	
	5404	27549	36137	198633	
	5499	28320	84137	251499	
ALLOY SLUGS CAST WITH DIAMONDS					
400 U STATES		3125		13568	6125
		3125		13568	

IMPORTS INTO CANADA FOR CONSUMPTION

Articles and Countries from which Imported	MONTH OF JULY 1957		SEVEN MONTHS ENDED JULY 1957		Class Number
	Quantities	Values (\$)	Quantities	Values (\$)	
PHOSPHOR TIN PHOSPHOR BRONZE	LB				
100 U KINGDOM	6 4411	3 5526	4 992 91	3 050 63	6126
335 GERMANY W			1 574 43	1 156 16	
400 U STATES	4 4067	4 0415	1 393 49	1 226 52	
	10 8478	7 5941	7 960 83	5 433 31	
WATCHES OVER ONE JEWEL					6127
100 U KINGDOM		261		1 234	
231 HONG KONG				367	
305 AUSTRIA				50	
327 FRANCE		5 219		2 645 55	
335 GERMANY W		4 709		5 112 4	
354 NETHRLNDS		337		337	
376 SWITZRLND		7 517 9		5 089 86	
383 HAWAII				200	
400 U STATES		4 780		2 294 8	
		9 048 5		6 117 01	
WATCHES ONE OR NO JEWEL					6128
305 AUSTRIA				1 918	
335 GERMANY W				5 293	
375 SWEDEN				650	
376 SWITZRLND		3 021 2		3 139 93	
400 U STATES		1 82		2 980	
		3 039 4		3 248 34	
WATCH ACTIONS OVER ONE JEWEL					6129
100 U KINGDOM				7 136	
231 HONG KONG		2 032		2 032	
327 FRANCE		6 316		4 776 5	
335 GERMANY W		1 774 9		2 246 76	
376 SWITZRLND		4 203 15		2 523 190	
400 U STATES		3 423 4		9 579 2	
		4 806 46		2 900 591	
WATCH ACTIONS ONE OR NO JEWEL					6130
100 U KINGDOM		4 960		14 389 5	
327 FRANCE		2 077		2 077	
335 GERMANY W		108		108	
376 SWITZRLND		1 806 6		7 184 0	
400 U STATES		1 299		2 123	
		2 651 0		2 200 43	
CLOCKS N O P	NO				6131
100 U KINGDOM	272	1 747	4 348	2 278 5	
231 HONG KONG			15	59	
318 DENMARK			3	460	
327 FRANCE	18	163	36	786	
335 GERMANY W	8 670	4 849 3	3 983 2	2 108 33	
344 ITALY	250	1 150	250	1 150	
347 JAPAN			863	1 943	
354 NETHRLNDS			401	2 391	
375 SWEDEN			20	412	
376 SWITZRLND	122	3 307	899	1 803 5	
400 U STATES	1 028 0	4 999 2	7 471 2	3 726 37	
	1 961 2	10 485 2	12 137 9	6 314 91	
CLOCK MOVEMENTS AND CASES					6132
100 U KINGDOM		2 444		2 842 3	
335 GERMANY W		1 757		1 725 2	
344 ITALY				55	
359 NORWAY				1 277	
376 SWITZRLND		895		804 6	
400 U STATES		1 482 1		7 483 7	
		1 991 7		1 298 90	
PARTS OF CLOCK MOVEMENTS					6133
100 U KINGDOM		1 630 5		6 169 8	
335 GERMANY W		1 366		6 901	
354 NETHRLNDS		2 065		7 779	
359 NORWAY		4 044		1 443 2	
376 SWITZRLND				603	
400 U STATES		2 247 6		2 723 11	
		4 625 6		3 637 24	
TIME RECORDERS					6134
100 U KINGDOM				9 299	
225 TRINIDAD				6 980	
335 GERMANY W		4 921		9 038	
376 SWITZRLND		569		3 250	
381 ALASKA				119	
400 U STATES		1 631 6		1 161 49	
		2 180 6		1 448 35	
ALARM CLOCKS	NO				6135
100 U KINGDOM	2 508	3 060	1 185 5	1 509 6	
327 FRANCE			7 000	8 801	
335 GERMANY W	2 648 0	5 267 9	2 329 02	4 028 24	
340 HUNGARY			1 550	949	
344 ITALY			32	57	
347 JAPAN			840	2 042	
376 SWITZRLND	868	4 778	4 796	1 862 3	
400 U STATES	516	1 578	5 268	1 581 4	
	3 037 2	6 209 5	2 642 4 3	4 642 06	
WATCH CASES AND PARTS					6136
100 U KINGDOM		1 773		2 138 1	
231 HONG KONG		3 980		1 647 9	
327 FRANCE		1 592 6		8 436 7	
335 GERMANY W		3 409		7 162 3	
347 JAPAN				926	
354 NETHRLNDS				135	
376 SWITZRLND		4 403 6		2 119 25	
400 U STATES		5 663 2		5 633 80	
		12 575 6		9 702 16	

IMPORTS INTO CANADA FOR CONSUMPTION

Articles and Countries from which Imported	MONTH OF JULY 1957		SEVEN MONTHS ENDED JULY 1957		Class Number
	Quantities	Values (\$)	Quantities	Values (\$)	
PARTS OF WATCH MOVEMENTS					6138
100 U KINGDOM		3919		15712	
327 FRANCE		2348		8012	
335 GERMANY W		2560		15421	
347 JAPAN				519	
376 SWITZRLNO		29879		206463	
400 U STATES		10637		111163	
		49343		357290	
BATTERIES FLASHLIGHT AND PARTS					6139
231 HONG KONG		7021		25956	
335 GERMANY W		170		170	
347 JAPAN		159		410	
400 U STATES		8619		75945	
		15969		102481	
BATTERIES HEARING AID AND PTS					6140
400 U STATES		30333		202274	
		30333		202274	
BATTERIES ELECTRIC PRIMARY NOP					6141
100 U KINGDOM		12779		22726	
231 HONG KONG		2494		3937	
318 DENMARK				118	
327 FRANCE				2720	
335 GERMANY W		497		5409	
347 JAPAN		2031		15057	
400 U STATES		40176		320433	
		57977		370400	
BATTERIES STORAGE N O P PARTS					6142
100 U KINGDOM		22659		278284	
327 FRANCE				39047	
335 GERMANY W		221		7680	
400 U STATES		65485		1032497	
		88365		1357508	
APPARATUS ELECTRIC HEATING NOP					6143
100 U KINGDOM		3802		31334	
318 DENMARK				780	
327 FRANCE		196		196	
335 GERMANY W		4515		19664	
354 NETHRLNOS				111	
375 SWEDEN				459	
376 SWITZRLNO		151		212	
384 P RICO				3627	
400 U STATES		103051		943576	
		111715		999959	
DYNAMOS GENERATORS AND PTS NOP					6144
100 U KINGDOM		77365		1514720	
317 CZECHO S				324	
318 DENMARK				67	
335 GERMANY W		375		125536	
347 JAPAN				1498	
354 NETHRLNDS				1197	
359 NORWAY		1822		1822	
375 SWEDEN		10943		13136	
376 SWITZRLNO		1339		364005	
381 ALASKA		1480		2085	
400 U STATES		844699		8386384	
		938023		10410774	
FUSES FUSE PLUGS CUTOUTS PARTS					6145
100 U KINGDOM		7947		77228	
318 DENMARK				118	
327 FRANCE		489		5105	
335 GERMANY W				301	
376 SWITZRLNO				390	
400 U STATES		64575		836746	
		73011		919888	
FLUORESCENT TUBES ARC LAMPS	NO				6146
100 U KINGDOM			2239	1791	
347 JAPAN			500	323	
354 NETHRLNOS	3000	942	4560	1337	
400 U STATES	17162	14270	294884	305800	
	20162	15212	302183	309251	
LAMPS ELECTRIC CARBON FILAMENT	NO				6147
400 U STATES	615	132	1435	352	
	615	132	1435	352	
LAMPS ELECTRIC METAL FILAMENT	NO				6148
100 U KINGDOM	13739	1915	93582	7350	
231 HONG KONG	24	92	16704	1406	
305 AUSTRIA			790	871	
306 BELGIUM			18509	2366	
335 GERMANY W	5700	392	21439	2507	
347 JAPAN	1484000	26731	6963650	147341	
354 NETHRLNOS	4434	1735	479978	39405	
375 SWEDEN			200	556	
400 U STATES	1311875	425506	9512233	2419406	
	2819772	456371	17107085	2621208	
LIGHTS HEAD SIDE TAIL TORCHES					6149
100 U KINGDOM		4899		47088	
231 HONG KONG		34212		211523	
317 CZECHO S				242	
327 FRANCE				467	
335 GERMANY W		5513		31834	
347 JAPAN		1445		25884	
354 NETHRLNDS				1068	
400 U STATES		79081		869024	
		125150		1187130	
ELECTRIC LIGHT FIXTURES N O P					6150
100 U KINGDOM		8255		51019	

IMPORTS INTO CANADA FOR CONSUMPTION

Articles and Countries from which Imported	MONTH OF JULY 1957		SEVEN MONTHS ENDED JULY 1957		Class Number
	Quantities	Values (\$)	Quantities	Values (\$)	
215 INDIA		51		252	
231 HONG KONG		471		3607	
234 AUSTRALIA				52	
305 AUSTRIA		1259		6640	
313 CHINA				203	
317 CZECHO S		3220		21050	
318 DENMARK		3034		8884	
327 FRANCE		1782		14416	
335 GERMANY W		13016		79866	
344 ITALY		4115		32872	
347 JAPAN		7544		26027	
354 NETHRLNDS		6837		18077	
359 NORWAY		5473		7915	
372 SPAIN				5259	
375 SWEDEN		1190		5031	
376 SWITZRLND				2072	
383 HAWAII				84	
389 IRELAND				340	
390 GERMANY E		179		179	
400 U STATES		341557		3324446	
		397983		3608291	
LIGHTNING ARRESTERS REACTORS					6151
100 U KINGDOM		2039		41170	
327 FRANCE				7723	
375 SWEDEN		2161		6867	
376 SWITZRLND		5060		25314	
400 U STATES		14101		345678	
		23361		426752	
MAGNETOS FOR GAS ENGINES					6152
400 U STATES		5437		73857	
		5437		73857	
METERS ELECTRIC AND PARTS NOP					6153
100 U KINGDOM		33474		201948	
305 AUSTRIA				257	
318 DENMARK		196		1249	
327 FRANCE				350	
335 GERMANY W		54		3193	
347 JAPAN		1347		10131	
354 NETHRLNDS				473	
375 SWEDEN				68	
376 SWITZRLND		3404		24274	
400 U STATES		151339		1454256	
		189814		1696199	
MOTORS ELECTRIC UNDER 10 DOL	NO				6154
100 U KINGDOM	20	106	4027	19814	
335 GERMANY W	75	90	175	274	
354 NETHRLNDS			2339	5892	
376 SWITZRLND			11	98	
400 U STATES			56500	173954	
	6114	13937	63052	200032	
	6209	14133			
MOTORS ELECTRIC NOP AND PARTS					6155
100 U KINGDOM		337066		2050804	
306 BELGIUM		1883		33689	
317 CZECHO S				72	
318 DENMARK				6428	
327 FRANCE		1209		2413	
335 GERMANY W		9162		27168	
344 ITALY				6355	
347 JAPAN		183		528	
354 NETHRLNDS		4126		17475	
359 NORWAY				139	
361 PANAMA				181	
366 PORTUGAL				69	
375 SWEDEN		2794		13028	
376 SWITZRLND		155		4552	
381 ALASKA				214	
400 U STATES		1179069		10790517	
		1535647		12953632	
RHEOSTATS CONTROLLERS STARTERS					6156
100 U KINGDOM		18980		212578	
231 HONG KONG				3922	
318 DENMARK		657		7097	
335 GERMANY W		528		22671	
359 NORWAY				71	
375 SWEDEN		595		715	
376 SWITZRLND		8240		63252	
400 U STATES		824497		6213252	
		853497		6523558	
SAD IRONS ELECTRIC AND PARTS					6157
100 U KINGDOM		6785		38834	
335 GERMANY W				235	
400 U STATES		21628		265805	
		28413		304874	
SELFCONTAINED LIGHTING OUTFITS					6158
100 U KINGDOM				810	
400 U STATES		854		18418	
		854		19228	
SOCKETS OUTLETS RECEPTACLES					6159
100 U KINGDOM		743		3422	
318 DENMARK		512		512	
335 GERMANY W				2660	
400 U STATES		156115		1259883	
		157370		1266477	
SPARK PLUGS MAGNETOS IGNITION					6160
100 U KINGDOM		5665		33899	
335 GERMANY W		301		1975	

IMPORTS INTO CANADA FOR CONSUMPTION

Articles and Countries from which Imported	MONTH OF JULY 1957		SEVEN MONTHS ENDED JULY 1957		Class Number
	Quantities	Values (\$)	Quantities	Values (\$)	
400 U STATES		56749		580818	
SWITCHES SWITCHBOARDS AND PTS		62715		616692	6161
100 U KINGDOM		209891		1024410	
305 AUSTRIA		649		3520	
318 DENMARK				89	
327 FRANCE		7216		103118	
335 GERMANY W		401		22481	
347 JAPAN		100		7707	
354 NETHRLNDS				2265	
375 SWEDEN		17046		108284	
376 SWITZRLND		68375		899061	
400 U STATES		752221		6841724	
SWITCHGEAR FOR MINES		1062899		9012659	6162
100 U KINGDOM		1099		18123	
400 U STATES		5963		23061	
TELEGRAPH APPARATUS AND PARTS		7062		41184	6163
100 U KINGDOM		128072		662941	
234 AUSTRALIA				1102	
335 GERMANY W		64945		400233	
375 SWEDEN				126	
376 SWITZRLND				20768	
400 U STATES		450426		4040591	
TELEPHONE APPARATUS AND PARTS		643443		5125761	6164
100 U KINGDOM		243059		1353639	
234 AUSTRALIA				521	
305 AUSTRIA		788		1785	
306 BELGIUM				12282	
318 DENMARK		3240		4309	
335 GERMANY W		5325		14385	
347 JAPAN				59	
354 NETHRLNDS				257	
375 SWEDEN		6096		25540	
376 SWITZRLND		354		5174	
400 U STATES		1060989		9970086	
TRANSFORMERS AND PARTS N O P		1319851		11388037	6165
100 U KINGDOM		997860		1727150	
318 DENMARK				444	
327 FRANCE		422		37575	
335 GERMANY W		33276		45141	
344 ITALY				1215	
347 JAPAN		158		1938	
354 NETHRLNDS		1247		8788	
375 SWEDEN				51226	
376 SWITZRLND		28608		169014	
400 U STATES		462452		4025856	
RADIO TUBES	NO	1531023		6068347	6166
100 U KINGDOM	7816	6561	23130	56833	
335 GERMANY W			2750	1056	
347 JAPAN	160	69	160	69	
354 NETHRLNDS	46212	16161	324449	136577	
375 SWEDEN	50	103	1250	5897	
400 U STATES	345148	356854	2985273	3306175	
RADIO APPARATUS N O P	399386	379748	3337012	3506607	6167
100 U KINGDOM		323379		2563487	
234 AUSTRALIA				591	
305 AUSTRIA				2118	
306 BELGIUM				160	
318 DENMARK		149		3897	
327 FRANCE		2100		10003	
335 GERMANY W		7319		85482	
344 ITALY				13614	
347 JAPAN		6115		57300	
354 NETHRLNDS		13377		207702	
375 SWEDEN		1647		9645	
376 SWITZRLND				7615	
381 ALASKA		1062		1062	
400 U STATES		1943838		15448967	
ELECTRIC DRY SHAVING MACHINES		2298986		18411643	6168
100 U KINGDOM				704	
305 AUSTRIA				14617	
306 BELGIUM				1680	
327 FRANCE				101	
335 GERMANY W		5165		57123	
347 JAPAN		1226		6824	
354 NETHRLNDS		68255		328884	
376 SWITZRLND		1754		8186	
384 P RICO		57014		121618	
400 U STATES		108149		1744901	
ELECT STEAM GENERATORS AND PTS	NO	241563		2284638	6169
100 U KINGDOM		363406	1	2421133	
376 SWITZRLND		76001		79256	
400 U STATES		34101	7	575410	
ELECTRIC APPARATUS N O P		473508	8	3075799	6170
100 U KINGDOM		133571		1547934	
225 TRINIDAD		3581		3581	
231 HONG KONG				2244	

IMPORTS INTO CANADA FOR CONSUMPTION

Articles and Countries from which Imported	MONTH OF JULY 1957		SEVEN MONTHS ENDED JULY 1957		Class Number
	Quantities	Values (\$)	Quantities	Values (\$)	
234 AUSTRALIA				2978	
305 AUSTRIA				2611	
306 BELGIUM		616		3910	
317 CZECHOS				297	
318 DENMARK				4862	
327 FRANCE		2364		28257	
335 GERMANY W		5236		51921	
344 ITALY		312		4578	
347 JAPAN		3644		27407	
352 MEXICO				161	
354 NETHRLNDS		10985		50843	
359 NORWAY				356	
375 SWEDEN		1171		48876	
376 SWITZRLND		23849		135110	
381 ALASKA				63	
384 P RICO				460	
390 GERMANY E				244	
400 U STATES		2384494		17893028	
		2569823		19809721	
ELECTRIC PRECISION INSTRUMENTS					6171
100 U KINGDOM		52608		392726	
207 UN SO AFR		16703		55523	
225 TRINIDAD				11319	
305 AUSTRIA				184	
318 DENMARK		2989		14254	
327 FRANCE				814	
335 GERMANY W		5136		82909	
347 JAPAN				6672	
354 NETHRLNDS		5453		52825	
375 SWEDEN				112	
376 SWITZRLND		638		16046	
400 U STATES		878478		7185483	
		962005		7818867	
ELECTRIC OR GAS WELDING APP					6172
100 U KINGDOM		14558		71908	
305 AUSTRIA				555	
318 DENMARK				1150	
327 FRANCE		5024		10266	
335 GERMANY W		1037		6652	
375 SWEDEN		926		1234	
376 SWITZRLND		73		23095	
381 ALASKA		264		576	
383 HAWAII				168	
400 U STATES		739325		4581874	
		761207		4697478	
RADIO RECEIVING SETS	NO				6173
100 U KINGDOM	678	20120	2613	101094	
231 HONG KONG			1	75	
305 AUSTRIA			49	2508	
335 GERMANY W	693	29726	3813	203418	
347 JAPAN	12390	104211	35749	288879	
354 NETHRLNDS	1450	32711	2356	58757	
359 NORWAY			1	165	
375 SWEDEN	1	125	1	125	
400 U STATES	3095	94252	28362	761693	
	18307	281145	72945	1416714	
TELEVISION RECEIVING SETS	NO				6174
400 U STATES					
	756	77806	2157	213147	
	756	77806	2157	213147	
RADIO SET PARTS TARIFF 4450					6175
100 U KINGDOM		185008		994516	
318 DENMARK				1133	
327 FRANCE		1380		2762	
335 GERMANY W		15055		43180	
344 ITALY				319	
347 JAPAN				304	
354 NETHRLNDS		32277		282333	
376 SWITZRLND		214		4605	
400 U STATES		272907		2010548	
		506841		3339700	
RADIO TUBE PARTS TARIFF 445P					6176
100 U KINGDOM		2193		18880	
305 AUSTRIA		566		1030	
344 ITALY		537		1310	
354 NETHRLNDS		767		11602	
400 U STATES		428290		2911259	
		432353		2944081	
SOUND EQUIPMENT N O P					6177
100 U KINGDOM		7526		90390	
234 AUSTRALIA				1074	
306 BELGIUM				2602	
318 DENMARK				536	
335 GERMANY W				5505	
344 ITALY				69	
347 JAPAN		2680		13921	
354 NETHRLNDS		1000		9790	
375 SWEDEN		669		855	
376 SWITZRLND				4087	
400 U STATES		153704		1524272	
		165579		1653101	
TAPE RECDRERS AND PARTS	NO				6178
100 U KINGDOM	7	1247	93	13737	
335 GERMANY W	3	349	235	17536	
344 ITALY			6	210	
347 JAPAN			4	716	
354 NETHRLNDS			260	16245	

IMPORTS INTO CANADA FOR CONSUMPTION

127

Articles and Countries from which Imported	MONTH OF JULY 1957		SEVEN MONTHS ENDED JULY 1957		Class Number
	Quantities	Values (\$)	Quantities	Values (\$)	
375 SWEDEN			2	222	
376 SWITZRLND		822		3151	
400 U STATES	913	130078	7458	968258	
	925	132496	8067	1020075	
LIGHTING FIXTURES GAS COAL OIL					6181
100 U KINGDOM		1663		11742	
231 HONG KONG		1191		14423	
305 AUSTRIA				189	
318 DENMARK		139		139	
327 FRANCE				648	
335 GERMANY W		1276		8308	
344 ITALY				539	
347 JAPAN		4789		32439	
354 NETHRLNDS		422		8239	
372 SPAIN				567	
400 U STATES		16311		190564	
		25791		267797	
GAS MANTLES GAS BURNERS					6182
100 U KINGDOM		1313		1749	
400 U STATES		8021		44731	
		9334		46480	
GAS METERS AND PARTS					6183
100 U KINGDOM		36790		156926	
400 U STATES		154551		1537188	
		191341		1694114	
PLATES CYLINDERS ENGRAVERS					6191
100 U KINGDOM		334		13991	
207 UN SO AFR				160	
335 GERMANY W				283	
354 NETHRLNDS				12931	
376 SWITZRLND				113	
400 U STATES		73506		535207	
		73840		562625	
PLATES PRINTING 2 COLOURS					6192
100 U KINGDOM		1836		11046	
376 SWITZRLND				150	
400 U STATES		6377		114069	
		8213		125265	
PLATES FOR PRINTING MUSIC					6193
354 NETHRLNDS				100	
400 U STATES		122		159548	
		122		159648	
STEREOTYPES ELECTROTYPES NOP	SO IN				6194
400 U STATES	9993	981	92057	17418	
	9993	981	92057	17418	
MATRICES FOR STEREOTYPES 475A	SO IN				6195
400 U STATES	37641	1059	825403	5430	
	37641	1059	825403	5430	
STEREOTYPES FOR BOOKS	SO IN				6196
100 U KINGDOM	14985	146	69845	11500	
327 FRANCE			4224	400	
400 U STATES	435745	20299	2553680	171144	
	450730	20445	2627749	183044	
STEREOTYPES FOR ADVERTISEMENTS	SO IN				6197
100 U KINGDOM	576	431	2616	649	
335 GERMANY W	2171	1885	10692	2372	
354 NETHRLNDS			1940	133	
376 SWITZRLND	1284	187	1284	187	
400 U STATES	221418	8123	1691274	79773	
	225449	10626	1707806	83114	
TYPE METAL IN BLOCKS PLATES	LB				6198
400 U STATES	200	63	200	63	
	200	63	200	63	
TYPE PRINTING CHASES QUOINS					6199
100 U KINGDOM		2788		13782	
231 HONG KONG		53		205	
318 DENMARK				235	
335 GERMANY W		1770		7210	
336 GREECE				337	
354 NETHRLNDS				636	
400 U STATES		11586		115382	
		16197		137787	
PRINTG PLATES FOR PUBLICATIONS					6200
100 U KINGDOM		413		1087	
354 NETHRLNDS		288		463	
400 U STATES		24041		266958	
		24742		268508	
MOULDING MATERIAL ELECTROTYPE					6201
100 U KINGDOM		1081		1573	
400 U STATES		1315		20097	
		2396		21670	
TUNGSTEN BEARING ORES	CWT				6208
308 BOLIVIA	661	46619	661	46619	
348 KOREA			448	29642	
400 U STATES			228	19334	
	661	46619	1337	95595	
CHROME ORE	CWT				6210
205 RHOD NYAS			127185	175434	
207 UN SO AFR	74126	44664	369119	239317	
316 CUBA	20000	27750	20000	27750	
364 PHIL	168000	143250	392000	335250	
380 USSR	270005	457456	270005	457456	
400 U STATES	22400	34380	68241	126838	
	554531	707500	1246550	1362045	
ANTIMONY OR REGULUS OF	LB				6211
100 U KINGDOM			215115	51962	

IMPORTS INTO CANADA FOR CONSUMPTION

Articles and Countries from which Imported	MONTH OF JULY 1957		SEVEN MONTHS ENDED JULY 1957		Class Number
	Quantities	Values (\$)	Quantities	Values (\$)	
231 HONG KONG	6 6338	11654	132476	23556	
306 BELGIUM			92303	20877	
313 CHINA	22046	9914	311689	59973	
354 NETHRLNDS	10109	2078	107573	20270	
	98493	23646	859156	176638	
BISMUTH METALLIC NATURAL	LB				6212
400 U STATES			6334	13569	
			6334	13569	
COBALT ORE	CWT				6215
400 U STATES			8	563	
			8	563	
MANGANESE ORE	CWT				6216
100 U KINGDOM			728	12448	
307 BEL CONGO	42940	140967	42940	140967	
309 BRAZIL	193720	667492	195960	673282	
327 FRANCE			22	115	
400 U STATES	335789	1150612	1561534	4515389	
	572449	1959071	1801184	5342201	
ORES OF METALS N O P	CWT				6217
100 U KINGDOM	179	2022	520	5880	
234 AUSTRALIA	90	1043	90	1043	
352 MEXICO	5445	136113	5445	136113	
363 PERU			162395	1246951	
400 U STATES	4492	38148	35656	199378	
	10206	177326	204106	1589365	
MERCURY OR QUICKSILVER	LB				6218
100 U KINGDOM	8800	23500	9224	25065	
344 ITALY			15196	44352	
352 MEXICO	12540	35213	104837	305807	
363 PERU			7400	24264	
372 SPAIN			34200	101016	
400 U STATES	1791	6196	73680	237510	
	23131	64909	244537	738014	
ANODES NICKEL ZINC COPPER ETC					6219
400 U STATES		6856		17342	
		6856		17342	
ARTICLES FOR AGRIC IMPLEMENTS					6220
100 U KINGDOM		946		2468	
400 U STATES		50912		261036	
		51858		263504	
ARTICLES FOR STORAGE BATTERIES					6221
400 U STATES		20416		171713	
		20416		171713	
BELLS FOR CHURCHES					6222
100 U KINGDOM		4086		4525	
306 BELGIUM				228	
327 FRANCE		2733		53419	
347 JAPAN				127	
354 NETHRLNDS				11455	
376 SWITZRLND				2215	
400 U STATES		21255		73617	
		28074		145586	
BELLS AND GONGS N O P					6223
100 U KINGDOM		1285		3324	
215 INDIA		302		410	
306 BELGIUM				1875	
327 FRANCE				58	
335 GERMANY W		1032		8078	
347 JAPAN				843	
354 NETHRLNDS				384	
376 SWITZRLND				249	
400 U STATES		18087		113486	
		20706		128707	
SLIDE OR ZIPPER FASTENERS					6225
100 U KINGDOM		85		1831	
335 GERMANY W		228		457	
347 JAPAN				1461	
400 U STATES		3482		65614	
		3795		69363	
BUCKLES CLASPS EYELETS HOOKS					6226
100 U KINGDOM		5661		66664	
231 HONG KONG				400	
305 AUSTRIA				60	
317 CZECHO S				1659	
327 FRANCE				648	
335 GERMANY W		7346		29767	
344 ITALY		175		668	
347 JAPAN		268		319	
354 NETHRLNDS				931	
376 SWITZRLND				1155	
400 U STATES		127047		950840	
		140497		1053111	
CAGES ANIMAL OF WIRE AND PARTS					6227
100 U KINGDOM				9996	
306 BELGIUM		2562		3113	
327 FRANCE				198	
335 GERMANY W		349		3367	
400 U STATES		5647		58648	
		8558		75322	
CHRONOMETERS COMPASSES SHIPS					6228
100 U KINGDOM		7325		72215	
335 GERMANY W		366		2342	
375 SWEDEN				209	
400 U STATES		30236		112344	
		37927		187110	

IMPORTS INTO CANADA FOR CONSUMPTION

Articles and Countries from which Imported	MONTH OF JULY 1957		SEVEN MONTHS ENDED JULY 1957		Class Number
	Quantities	Values (\$)	Quantities	Values (\$)	
METAL ARTICLES FOR JEWELLERY					
100 U KINGDOM				1 435	6229
335 GERMANY W		1032		6 674	
347 JAPAN				299	
400 U STATES		25743		20 5059	
		26775		21 3467	
ARTICLES FOR USE IN FISHERIES					6230
100 U KINGDOM		3307		2 4027	
318 DENMARK				484	
327 FRANCE				665	
335 GERMANY W				75	
347 JAPAN		3817		3 9612	
354 NETHRLNDS				3104	
359 NORWAY		724		852	
366 PORTUGAL		528		3 470	
400 U STATES		16640		9 3954	
		25016		16 6243	
ARTICLES N O P FOR MFR SHIPS					6232
100 U KINGDOM		125218		809452	
318 DENMARK		354		491	
335 GERMANY W		5555		31333	
354 NETHRLNDS		6563		6563	
359 NORWAY		2111		4308	
366 PORTUGAL				66	
375 SWEDEN				2 4358	
400 U STATES		283643		2160474	
		423444		3037045	
ELEMENTS FOR LAMP FILAMENTS					6233
305 AUSTRIA		3630		3 5878	
354 NETHRLNDS				20122	
400 U STATES		89277		836409	
		92907		892409	
METAL PTS FOR COVERED BUTTONS					6234
400 U STATES		5821		53404	
		5821		53404	
NAILS TACKS BRASS OR COPPER					6235
100 U KINGDOM				279	
335 GERMANY W				198	
400 U STATES		1754		11186	
		1754		11663	
PATTERNS OF METAL NOT MODELS					6236
400 U STATES		274421		1161484	
		274421		1161484	
UMBRELLA PARTS EXCEPT FABRIC					6237
100 U KINGDOM				757	
306 BELGIUM		225		374	
327 FRANCE		80		1 677	
335 GERMANY W		6885		33751	
344 ITALY				2113	
347 JAPAN		1799		5848	
376 SWITZRLNO				181	
400 U STATES		19897		169027	
		28886		213728	
RIVETS BURRS BRASS OR COPPER					6238
100 U KINGDOM		58		1189	
400 U STATES		8864		89123	
		8922		90312	
SCREWS OF METAL N O P					6240
100 U KINGDOM				1042	
231 HONG KONG				1821	
306 BELGIUM				1016	
335 GERMANY W		1393		7302	
375 SWEDEN		503		829	
400 U STATES		8058		62963	
		9954		74973	
SHOE AND CORSET EYELETS HOOKS					6241
100 U KINGDOM				309	
327 FRANCE		487		1263	
335 GERMANY W		844		3664	
344 ITALY		786		10455	
400 U STATES		15386		135573	
		17503		151264	
TIPS STUDS FOR CORSET CLASPS					6242
100 U KINGDOM		97		834	
400 U STATES		222		2586	
		319		3420	
TRACTION ENGINE MATERIALS					6243
WIRE FOR SHOE NAILING MACHINES	LB				6245
400 U STATES	2400	631	4600	2313	
	2400	631	4600	2313	
WIRE NON FERROUS COVERED					6247
100 U KINGDOM		165682		1970631	
335 GERMANY W		331		34968	
344 ITALY				1585	
347 JAPAN				285	
354 NETHRLNDS				244	
376 SWITZRLND		1687		1747	
381 ALASKA				96	
400 U STATES		247167		2400065	
		414867		4409621	
WIRE TIMSEL FOR BRAIDS CORDS					6248
335 GERMANY W				18874	
400 U STATES				1971	
				20845	

IMPORTS INTO CANADA FOR CONSUMPTION

Articles and Countries from which Imported	MONTH OF JULY 1957		SEVEN MONTHS ENDED JULY 1957		Class Number
	Quantities	Values (\$)	Quantities	Values (\$)	
WIRE STRANDED NON FERROUS					6249
100 U KINGDOM		332		44779	
306 BELGIUM		201		201	
335 GERMANY W		196		6069	
354 NETHRLNDS				2026	
400 U STATES		25064		120660	
		25793		173735	
WIRE NON FERROUS N O P					6250
100 U KINGDOM		13940		50425	
327 FRANCE				390	
335 GERMANY W				1062	
354 NETHRLNDS		197		283	
375 SWEDEN		3236		12313	
400 U STATES		23748		226089	
		41121		290562	
NON FERROUS METALS AND PRODUCT					6251
100 U KINGDOM		49890		264241	
306 BELGIUM				1556	
314 COLOMBIA		2518		4997	
327 FRANCE				1187	
335 GERMANY W		120		3734	
347 JAPAN		95		4637	
352 MEXICO				6389	
354 NETHRLNDS		2140		3414	
375 SWEDEN		520		2673	
376 SWITZRLND		104		104	
400 U STATES		479566		9083189	
		534953		9376121	
PARTS FOR MFR OF SHUTTLES					6252
335 GERMANY W				318	
400 U STATES		5155		65942	
		5155		66260	
HINGES FOR JEWELLERY BOXES					6253
400 U STATES		2235		26373	
		2235		26373	
MATERIALS FOR MFR MINING MACH					6254
335 GERMANY W				607	
400 U STATES		1423		18266	
		1423		18873	
METAL POWDER FRICTION MATERIAL					6256
100 U KINGDOM				1920	
400 U STATES		2344		9325	
		2344		11245	
RESIDUES NON FERROUS	CWT				6257
100 U KINGDOM	2290	20028	11804	94732	
400 U STATES	3101	75200	21658	369213	
	5391	95228	33462	463945	
TUNGSTEN CARBIDE INSERTS					6258
375 SWEDEN		638		348518	
400 U STATES		28932		268933	
		29570		617451	
TUNGSTEN CARBIDE TIPS BLANKS					6259
100 U KINGDOM		296		1065	
335 GERMANY W				553	
354 NETHRLNDS				169	
375 SWEDEN		1222		31747	
400 U STATES		3368		69423	
		4886		102957	
CIGARETTE LIGHTERS	00Z				6260
100 U KINGDOM	3	221	80	1417	
305 AUSTRIA	1200	1889	9243	18755	
327 FRANCE	50	409	75	710	
335 GERMANY W	541	4010	3280	24295	
347 JAPAN	26292	60912	134430	328317	
354 NETHRLNDS			173	978	
376 SWITZRLNO			89	4794	
400 U STATES	542	2831	2412	12797	
	28628	70272	149782	392063	

IMPORTS INTO CANADA FOR CONSUMPTION

Articles and Countries from which Imported	MONTH OF JULY 1957		SEVEN MONTHS ENDED JULY 1957		Class Number
	Quantities	Values (\$)	Quantities	Values (\$)	
GROUP 7					
NON METALLIC MINERALS					
ASBESTOS PACKING	LB				7001
100 U KINGDOM	19695	9431	154937	84510	
335 GERMANY W			313	272	
400 U STATES	19488	19734	93362	106838	
	39183	29165	248612	191620	
ASBESTOS BRAKE LINING FOR AUTO					7002
100 U KINGDOM		3018		6612	
335 GERMANY W		51		2526	
400 U STATES		28764		217426	
		31833		226564	
ASBESTOS MANUFACTURES N O P					7003
100 U KINGDOM		141697		648448	
207 UN SO AFR		17480		54961	
306 BELGIUM				6202	
327 FRANCE				4668	
335 GERMANY W				387	
344 ITALY		12997		27440	
376 SWITZRLND				633	
400 U STATES		255488		1368820	
		427662		2113559	
ASBESTOS CLUTCH FACINGS AUTO					7004
100 U KINGDOM		77		1097	
335 GERMANY W				531	
400 U STATES		25483		197448	
		25560		199076	
BRAKE LININGS AND FACINGS NOP					7005
100 U KINGDOM		3079		34938	
400 U STATES		14061		89021	
		17140		123959	
CHINA CLAY GROUND	CWT				7011
100 U KINGDOM	87822	56736	613153	402892	
400 U STATES	104274	96840	869511	778030	
	192096	153576	1482664	1180922	
FIRE CLAY GROUND	CWT				7012
100 U KINGDOM	116634	34219	11239	5363	
400 U STATES	116634	34219	889808	271161	
	116634	34219	901047	276524	
PIPE CLAY GROUND	CWT				7013
400 U STATES	27600	4548	113080	16485	
	27600	4548	113080	16485	
CLAYS N O P GROUND					7014
100 U KINGDOM				109	
400 U STATES		36563		318254	
		36563		318363	
ZIRCONIUM SILICATE					7015
234 AUSTRALIA				20137	
400 U STATES		45075		203611	
		45075		223748	
ZIRCONIUM OXIDE					7016
400 U STATES		987		15091	
		987		15091	
SAGGARS FOR CERAMIC PRODUCTS					7017
400 U STATES		367		36550	
		367		36550	
ACTIVATED CLAY TO REFINE OILS					7018
335 GERMANY W				2513	
400 U STATES		134336		879388	
		134336		881901	
GROG FOR REFRACTORY MATERIALS	TON				7019
400 U STATES	842	30078	6505	203626	
	842	30078	6505	203626	
BRICK BUILDING	TON				7021
400 U STATES	8339	189444	44127	1006945	
	8339	189444	44127	1006945	
BRICK FIRE CHROME					7022
400 U STATES		70643		430173	
		70643		430173	
BRICK FIRE MAGNESITE					7023
100 U KINGDOM				5869	
335 GERMANY W		2174		14813	
400 U STATES		25604		305455	
		27778		326137	
BRICK FIRE 90 PER CENT SILICA					7024
335 GERMANY W		1997		2862	
400 U STATES		465005		1500733	
		467002		1503595	
BRICK FIRE 100 DOL THOUSAND					7025
400 U STATES		157403		946358	
		157403		946358	
BRICK FIRE FURNACE OR KILN					7026
100 U KINGDOM		713		27316	
335 GERMANY W				4097	
400 U STATES		335973		2927921	
		336686		2959334	
BRICK FIRE N O P					7027
100 U KINGDOM		35216		166424	
318 DENMARK				5872	
335 GERMANY W		1513		9437	
400 U STATES		275174		2145139	
		311903		2326872	

IMPORTS INTO CANADA FOR CONSUMPTION

Articles and Countries from which Imported	MONTH OF JULY 1957		SEVEN MONTHS ENDED JULY 1957		Class Number
	Quantities	Values (\$)	Quantities	Values (\$)	
BRICK PAVING	TON				7028
400 U STATES	244	3731	1725	26532	
	244	3731	1725	26532	
BUILDING BLOCKS BUILDING TILE					7029
100 U KINGDOM		390		19348	
306 BELGIUM				16291	
344 ITALY				1605	
400 U STATES		76175		609442	
		76565		646686	
DRAIN PIPES SEWER PIPES N O P					7030
100 U KINGDOM		3427		12670	
400 U STATES		30179		69576	
		33606		82246	
DRAIN TILES NOT GLAZED					7031
TILES FOR MOSAIC FLOORING					7032
100 U KINGDOM		9318		33960	
224 JAMAICA				144	
327 FRANCE				1665	
335 GERMANY W		1475		2595	
344 ITALY		1097		13302	
347 JAPAN		10693		76389	
372 SPAIN		378		1328	
400 U STATES		2837		19234	
		25798		148617	
EARTHENWARE TILES FOR ROOFING					7033
100 U KINGDOM				952	
306 BELGIUM		316		316	
400 U STATES				68	
		316		1336	
TILES EARTHENWARE N O P					7034
100 U KINGDOM		62340		406380	
306 BELGIUM		8972		20233	
317 CZECHO S		2778		16504	
327 FRANCE				4511	
335 GERMANY W		6718		34065	
344 ITALY		1657		15228	
347 JAPAN		4487		24647	
354 NETHRLNDS				3935	
372 SPAIN		12765		20713	
376 SWITZRLND				745	
400 U STATES		26949		120285	
		126666		667246	
CHINA AND PORCELAIN WARE N O P					7043
100 U KINGDOM		1489		17762	
231 HONG KONG				90	
327 FRANCE				1453	
335 GERMANY W				1459	
344 ITALY				570	
347 JAPAN		666		4882	
354 NETHRLNDS				74	
400 U STATES		1109		14342	
		3264		40632	
DEMIJOHNS CHURNS CROCKS N O P					7045
100 U KINGDOM				314	
335 GERMANY W				67	
400 U STATES		1182		18513	
		1182		18894	
TABLEWARE OF CHINA PORCELAIN					7046
100 U KINGDOM		838896		5906045	
231 HONG KONG		1951		10668	
234 AUSTRALIA				562	
305 AUSTRIA		153		277	
306 BELGIUM				3398	
317 CZECHO S				1830	
318 DENMARK		1655		10742	
327 FRANCE		17791		146944	
335 GERMANY W		17045		150437	
336 GREECE				562	
344 ITALY		5930		32623	
347 JAPAN		82411		537708	
354 NETHRLNDS		428		4483	
357 NETH ANT				170	
359 NORWAY				765	
360 ISRAEL				307	
361 PANAMA				75	
366 PORTUGAL		137		757	
372 SPAIN		97		97	
375 SWEDEN				1166	
376 SWITZRLND		191		1097	
384 P RICO				2058	
390 GERMANY E		478		1066	
400 U STATES		107594		724491	
		1074757		7538328	
STONEWARE EARTHENWARE N O P					7047
100 U KINGDOM		22416		160199	
207 UN SO AFR		55		727	
231 HONG KONG		1276		5547	
234 AUSTRALIA				1077	
305 AUSTRIA		360		680	
306 BELGIUM		62		1643	
318 DENMARK		1048		10835	
327 FRANCE		2928		12274	
335 GERMANY W		12179		69286	
336 GREECE		498		4823	
344 ITALY		5123		32995	

IMPORTS INTO CANADA FOR CONSUMPTION

Articles and Countries from which Imported	MONTH OF JULY 1957		SEVEN MONTHS ENDED JULY 1957		Class Number
	Quantities	Values (\$)	Quantities	Values (\$)	
347 JAPAN		5 5254		2 65090	
352 MEXICO		544		819	
354 NETHRLNDS		827		6 841	
359 NORWAY		1083		3 124	
360 ISRAEL				552	
365 POLAND				270	
366 PORTUGAL		352		1 219	
372 SPAIN				494	
375 SWEDEN		2 270		7 232	
376 SWITZRLND		551		1 535	
390 GERMANY E				433	
400 U STATES		6 5023		5 31162	
CHEMICAL STONWARE ACID RESIST		17 1849		11 18857	7048
100 U KINGDOM		9 100		4 7780	
354 NETHRLNDS		190		240	
400 U STATES		2 3015		1 35749	
PORCELAIN RUBBER GLOVE FORMS		32 305		18 3769	
400 U STATES		28 34		9 051	7049
ARTIFICIAL TEETH NOT MOUNTED		28 34		9 051	
100 U KINGDOM		115		3 255	7051
225 TRINIDAD		4 826		4 0314	
305 AUSTRIA		56		456	
327 FRANCE				292	
335 GERMANY W		4 242		3 3819	
344 ITALY		207		714	
347 JAPAN				1 908	
354 NETHRLNDS				2 381	
360 ISRAEL				1 137	
376 SWITZRLND		755		5 911	
400 U STATES		9 7720		6 98498	
BATHS BATHTUBS BASINS ETC NOP		10 7921		7 88685	7052
100 U KINGDOM		9 9461		5 66829	
317 CZECHO S				321	
335 GERMANY W		2 094		1 2597	
344 ITALY		2 720		8241	
347 JAPAN		2 8215		7 6384	
352 MEXICO		5 865		5 865	
359 NORWAY				966	
400 U STATES		2 98491		1 697684	
CRUCIBLES N O P AND COVERS		4 36846		2 368887	7053
100 U KINGDOM		2 484		1 4187	
327 FRANCE		83		83	
400 U STATES		1 5854		5 8939	
INSULATORS ELECTRIC PORCELAIN		18 421		7 3209	7055
100 U KINGDOM		1 5436		5 6683	
317 CZECHO S		2 207		4 763	
327 FRANCE		3 780		3 914	
344 ITALY				439	
347 JAPAN		3 1635		20 5980	
376 SWITZRLND				2 322	
400 U STATES		4 1722		40 4331	
MANUFACTURES OF CLAY N O P		9 4780		6 78432	7056
100 U KINGDOM		1 202		5 751	
215 INDIA		3 205		1 5206	
335 GERMANY W				229	
400 U STATES		6 7929		5 30983	
BRIQUETTES OF COAL OR COKE	TON	7 2336		5 52169	7060
400 U STATES	1 891	2 3134	4 3256	5 56790	
ANTHRACITE SCREENINGS	1 891	2 3134	4 3256	5 56790	7061
400 U STATES	458	2 542	3 894	1 9597	
ANTHRACITE DOMESTIC SIZES	458	2 542	3 894	1 9597	7062
100 U KINGDOM	TON		2 8148	5 42837	
400 U STATES	8 5337	11 00736	6 57118	9 004104	
ANTHRACITE SMALLER SIZES N O P	8 5337	11 00736	6 85266	9 546941	7063
100 U KINGDOM	TON	4 689	7 8421	2 5801	4 35165
400 U STATES	4 3298	3 41544	2 28360	1 972210	
COAL BITUMINOUS SUB BITUMINOUS	4 7987	4 19965	2 54161	2 407375	7064
400 U STATES	TON	1 457876	7 715985	9 921161	5 2001847
COAL LIGNITE	1 457876	7 715985	9 921161	5 2001847	7065
400 U STATES	TON	32	159	1 426	7 304
COAL EXWAREHOUSED SHIPS STORES	32	159	1 426	7 304	7066
400 U STATES	TON	6 8701	3 72830	1 86498	1 009034
COAL DUST AND COAL N O P	6 8701	3 72830	1 86498	1 009034	7067
400 U STATES	TON	196	3 384	2 356	4 3128
BENZOL	196	3 384	2 356	4 3128	7070
354 NETHRLNDS	GAL	39 5053	1 29732	7 57234	2 61161
400 U STATES	270	112	1 311	573	
COAL TAR CRUDE IN BULK	39 5323	1 29844	7 58545	2 61734	7071
100 U KINGDOM	GAL	800	169	7 2950	1 5412

IMPORTS INTO CANADA FOR CONSUMPTION

Articles and Countries from which Imported	MONTH OF JULY 1957		SEVEN MONTHS ENDED JULY 1957		Class Number
	Quantities	Values (\$)	Quantities	Values (\$)	
400 U STATES	34103	6847	485039	77476	
COAL PITCH	34903	7016	557989	92888	7072
100 U KINGDOM	CWT 71542	159492	147959	275877	
400 U STATES	54749	101779	907881	1735224	
CARBOLIC OR HEAVY OIL	126291	261271	1055840	2011101	7073
100 U KINGDOM	GAL 6034	2675	1064491	226374	
234 AUSTRALIA	4715	968	13255	2725	
400 U STATES	210377	35247	943798	165748	
COKE PETROLEUM	221126	38890	2021544	394847	7074
400 U STATES	TON 33478	563728	257516	3979563	
COKE GROUND FOR BATTERIES	33478	563728	257516	3979563	7075
COKE N O P	TON				7077
100 U KINGDOM			21	770	
400 U STATES	52065	785110	385372	6207505	
DECANTERS AND TUMBLERS	52065	785110	385393	6208275	7079
100 U KINGDOM				1074	
306 BELGIUM				7668	
327 FRANCE		1911		4340	
335 GERMANY W		1894		14519	
340 HUNGARY				3218	
344 ITALY				134	
347 JAPAN				1995	
375 SWEDEN		849		3528	
400 U STATES		46174		321853	
LAMP CHIMNEYS		50828		358329	708D
335 GERMANY W				67	
400 U STATES				382	
GLASS PLATES FOR OPTICAL MFR				2755	
100 U KINGDOM				23985	
335 GERMANY W				2822	
400 U STATES				24367	7081
GLASS CARBOYS BOTTLES JARS				987	
100 U KINGDOM				20104	
231 HONG KONG				396432	
305 AUSTRIA				76354	
306 BELGIUM				417523	7082
317 CZECHO S				101420	
318 DENMARK				510059	
327 FRANCE				2226	
335 GERMANY W				201	
340 HUNGARY				779	
344 ITALY				117	
347 JAPAN				201	
354 NETHRLNDS				984	
372 SPAIN				3598	
375 SWEDEN				1042	
376 SWITZRLND				773	
400 U STATES				3068	
GLASS TABLEWARE CUT GLASS N O P				17303	
100 U KINGDOM				988	
231 HONG KONG				6523	
305 AUSTRIA				1080	
306 BELGIUM				258	
317 CZECHO S				11503	
318 DENMARK				15411	
327 FRANCE				335	
335 GERMANY W				194	
340 HUNGARY				207	
344 ITALY				856	
347 JAPAN				2910283	
352 MEXICO				481814	
354 NETHRLNDS				594301	
365 POLAND				3481600	7083
372 SPAIN				39601	
375 SWEDEN				199090	
388 YUGO SLAV				266	
389 IRELAND				1461	
390 GERMANY E				70072	
400 U STATES				175726	
LAMP BULBS AND TUBING FOR				4423	
100 U KINGDOM				47066	
335 GERMANY W				230044	
400 U STATES				11845	
GLASS SHADES DR GLOBES				41075	
100 U KINGDOM				35446	
306 BELGIUM				269	
400 U STATES				11319	
LENSES GLASS N O P				10246	
100 U KINGDOM				51	
305 AUSTRIA				51265	
306 BELGIUM				78	
327 FRANCE				9574	
335 GERMANY W				3869	
				118252	
				914235	
				296801	
				1817420	7084
LAMP BULBS AND TUBING FOR				80	
100 U KINGDOM				1490	
335 GERMANY W				131	
400 U STATES				153201	
GLASS SHADES DR GLOBES				1512120	
100 U KINGDOM				1513741	7085
306 BELGIUM				1625	
400 U STATES				3202	
LENSES GLASS N O P				7777	
100 U KINGDOM				78739	
305 AUSTRIA				7777	
306 BELGIUM				83566	7086
327 FRANCE				353	
335 GERMANY W				2795	
				15304	
				4222	
				846	
				20065	

IMPORTS INTO CANADA FOR CONSUMPTION

Articles and Countries from which Imported	MONTH OF JULY 1957		SEVEN MONTHS ENDED JULY 1957		Class Number
	Quantities	Values (\$)	Quantities	Values (\$)	
347 JAPAN				2947	
400 U STATES		18338		153170	
FRESNEL TYPE LENSES GLOBES		19297		199349	7087
100 U KINGDOM				1203	
335 GERMANY W				98	
400 U STATES		1842		60209	
MOULDED SHAPES FOR ELECT FIXT		1842		61510	7088
100 U KINGDOM				215	
317 CZECHO S		5569		3889	
318 DENMARK		252		12569	
335 GERMANY W		1916		1114	
354 NETHRLNDS				21548	
400 U STATES		85890		5290	
HEAT RESISTING GLASSWARE		93842		754876	7089
100 U KINGDOM				89760	
305 AUSTRIA				103	
317 CZECHO S				600	
335 GERMANY W		1573		9205	
400 U STATES		286827		2250495	
SHEET GLASS OVER 34 OZ SQ FT	SQ FT	325096		2350163	7090
100 U KINGDOM	33176	9544	256364	71061	
305 AUSTRIA	2419	592	5981	1177	
306 BELGIUM	139039	34932	661153	177304	
317 CZECHO S	28843	4304	39131	7503	
327 FRANCE	61827	14503	123456	30765	
335 GERMANY W	55089	13909	465604	106737	
354 NETHRLNDS	2180	1053	4686	3101	
390 GERMANY E			4800	752	
400 U STATES	162524	58928	581370	181628	
SHEET GLASS TRANSPRT TO 34 OZ	SQ FT	485097	137765	2142545	7091
100 U KINGDOM	507451	47105	3086558	273738	
305 AUSTRIA	9732	962	9732	962	
306 BELGIUM	744927	75102	5086963	499694	
317 CZECHO S	733410	30762	6871911	288591	
327 FRANCE	231877	20124	1531561	127419	
335 GERMANY W	602764	50716	3456074	285565	
347 JAPAN	250400	13110	1035222	50442	
365 POLAND			149600	3912	
390 GERMANY E	324200	13867	731400	31963	
400 U STATES			3920	231	
PLATE GLASS NOT OVER 7 SQ FT	SQ FT	3404761	251748	21962941	7093
100 U KINGDOM	22977	9483	489323	183705	
306 BELGIUM	2973	1095	41942	17289	
327 FRANCE			8591	4293	
335 GERMANY W			4416	2329	
400 U STATES	26092	16370	168545	87075	
PLATE GLASS 7 TO 25 SQ FT	SQ FT	52042	26948	712817	7094
100 U KINGDOM	281773	112733	2380695	932476	
306 BELGIUM	30738	17700	241749	126084	
327 FRANCE	14567	8191	96895	54386	
335 GERMANY W	591	256	39720	19976	
347 JAPAN	484	100	484	100	
400 U STATES	95531	55082	610410	325335	
PLATE GLASS N O P	SQ FT	423684	194062	3369953	7095
100 U KINGDOM	151011	79307	1484038	751775	
306 BELGIUM	124764	69971	730291	401392	
317 CZECHO S			7931	2237	
318 DENMARK			3063	3335	
327 FRANCE	1820	936	165987	96001	
335 GERMANY W	12012	6481	266319	134759	
354 NETHRLNDS			61	77	
400 U STATES	833897	368347	9379216	4107606	
LAMINATED GLASS SHEETS	SQ FT	1123504	525042	12036906	7097
100 U KINGDOM	20015	10388	143311	72468	
306 BELGIUM	206	118	10079	5506	
317 CZECHO S			2000	902	
327 FRANCE	8004	3796	8004	3796	
335 GERMANY W	14984	7982	80436	42511	
400 U STATES	791	1096	8322	15791	
GLASS SHEETS WIREO	SQ FT	44000	23380	252152	7099
100 U KINGDOM	52620	18519	340938	113358	
306 BELGIUM	47856	13628	165881	35041	
327 FRANCE	1560	172	3663	451	
335 GERMANY W	11739	4623	20779	7336	
354 NETHRLNDS	6881	4433	93535	58808	
400 U STATES	3583	1373	68972	39316	
GLASS CAST AND SHEET GLASS NOP	SQ FT	124239	42748	693768	7100
100 U KINGDOM	11392	6964	49105	15902	
306 BELGIUM	217	217	25697	7818	
327 FRANCE			1000	792	
335 GERMANY W	4145	1209	6780	1583	
400 U STATES	1108	408	11044	35870	
ORNAMENTAL COLOURED GLASS	SQ FT	16862	8798	193026	7111
100 U KINGDOM	4008	1748	47158	19446	

IMPORTS INTO CANADA FOR CONSUMPTION

Articles and Countries from which imported	MONTH OF JULY 1957		SEVEN MONTHS ENDED JULY 1957		Class Number
	Quantities	Values (\$)	Quantities	Values (\$)	
306 BELGIUM	11331	2546	69388	13191	
327 FRANCE	647	493	18604	7591	
335 GERMANY W	742	582	8269	2918	
354 NETHRLNOS	38	374	38	374	
400 U STATES	10800	5406	59821	42954	
	27566	11149	203278	86474	
PAINTED OBSCURED WHITE GLASS	SQ FT				7112
100 U KINGDOM	128578	18561	1000746	159235	
306 BELGIUM	77935	11499	724323	104417	
317 CZECHO S	16000	778	16000	778	
327 FRANCE	31138	4804	63270	7998	
335 GERMANY W	17369	4658	68989	17180	
354 NETHRLNDS			18144	1627	
400 U STATES	115010	32833	665654	207700	
	386030	73133	2557126	498935	
STAINED OR ORNAMENTAL WINDOWS					7113
100 U KINGDOM		6851		25653	
305 AUSTRIA				1839	
306 BELGIUM				3377	
327 FRANCE		121		27543	
335 GERMANY W		11086		17961	
354 NETHRLNDS				5488	
400 U STATES		64		1584	
		18122		83445	
MIRRORS OF GLASS FRAMED OR NOT					7114
100 U KINGDOM		3106		28259	
231 HONG KONG		700		1318	
305 AUSTRIA				225	
306 BELGIUM		21443		178559	
317 CZECHO S				1200	
318 DENMARK				62	
327 FRANCE		55		2334	
335 GERMANY W		6024		50287	
344 ITALY				2918	
347 JAPAN		3978		28860	
354 NETHRLNDS		156		156	
400 U STATES		79101		637566	
		114563		931744	
GLASS BALLS FOR FIBRES OR YARN					7120
100 U KINGDOM				38998	
335 GERMANY W		19409		19409	
400 U STATES		24006		138121	
		43415		196528	
GLASS TO BE CUT OR MOUNTED					7121
100 U KINGDOM		1805		2147	
306 BELGIUM		3624		51693	
317 CZECHO S		215		1676	
335 GERMANY W		860		36486	
340 HUNGARY		1293		1293	
400 U STATES		24380		144413	
		32177		237708	
GLASS BLANKS FOR REFLECTORS					7122
400 U STATES		23524		290874	
		23524		290874	
BEADS FOR MFR IMITATION PEARLS					7123
347 JAPAN				157	
400 U STATES		2880		15235	
		2880		15392	
ARTIFICIAL EYES CONTACT LENSES					7124
335 GERMANY W				538	
354 NETHRLNOS				137	
400 U STATES		407		4698	
		407		5373	
PHOTOGRAPHIC DRY PLATES					7125
100 U KINGDOM		4269		32949	
306 BELGIUM				1728	
400 U STATES		15621		75566	
		19890		110243	
SPECTACLES EYE GLASS LENSES					7126
100 U KINGDOM		124		2200	
305 AUSTRIA		223		26535	
327 FRANCE		1114		37418	
335 GERMANY W		3320		26355	
344 ITALY		597		81111	
347 JAPAN		934		59450	
376 SWITZRLND				189	
400 U STATES		24335		501993	
		30647		735251	
MANUFACTURES OF GLASS N O P					7127
100 U KINGDOM		20542		60210	
231 HONG KONG		5097		74015	
305 AUSTRIA		51		4049	
306 BELGIUM		61254		235282	
317 CZECHO S		7537		29480	
318 DENMARK		165		3688	
327 FRANCE		7323		20277	
335 GERMANY W		9290		101052	
344 ITALY		8516		33538	
347 JAPAN		1572		13644	
354 NETHRLNDS		602		2044	
375 SWEDEN		5023		21194	
376 SWITZRLNO		202		725	
390 GERMANY E				3168	
400 U STATES		225266		1355759	
		352440		1958125	

IMPORTS INTO CANADA FOR CONSUMPTION

Articles and Countries from which Imported	MONTH OF JULY 1957		SEVEN MONTHS ENDED JULY 1957		Class Number
	Quantities	Values (\$)	Quantities	Values (\$)	
GLASS WOOL OR FIBRE GLASS 400 U STATES	LB 110329	38794	817547	343716	7128
GLASS BLOCKS					7129
100 U KINGDOM				253	
317 CZECHO S				720	
344 ITALY		172		1138	
400 U STATES		72477		383156	
		72649		385267	
PLUMBAGO NOT GROUND OR MFRD					7131
100 U KINGDOM		243		243	
217 CEYLON		5074		5074	
231 HONG KONG				748	
333 MADAGASCR				180	
335 GERMANY W				367	
352 MEXICO		454		29307	
359 NORWAY				3330	
400 U STATES		573		10701	
		6344		49950	
CRUCIBLES PLUMBAGO AND COVERS					7132
100 U KINGDOM		9609		71343	
400 U STATES		7735		65601	
		17344		136944	
PLUMBAGO GROUND AND MFRS NOP					7133
100 U KINGDOM		1905		17584	
305 AUSTRIA				847	
317 CZECHO S				114	
335 GERMANY W		1651		8849	
354 NETHRLNDS				167	
376 SWITZRLND		74		135	
400 U STATES		57923		398858	
		61553		426554	
MICA UNMANUFACTURED	CWT				7138
215 INDIA	888	34548	2603	111205	
309 BRAZIL			29	1467	
400 U STATES	130	4283	488	26039	
	1018	38831	3120	138711	
MICA MANUFACTURES OF					7139
100 U KINGDOM		3434		26823	
335 GERMANY W				183	
352 MEXICO		215		215	
400 U STATES		31067		260938	
		34716		288159	
ASPHALTUM OR ASPHALT	CWT				7141
100 U KINGDOM	40	277	44	392	
225 TRINIDAD	647	709	2166	2375	
400 U STATES	30291	60913	248909	407607	
	30978	61899	251119	410374	
ASPHALTUM OIL FOR PAVING	GAL				7143
400 U STATES	129374	14518	165127	18670	
	129374	14518	165127	18670	
OIL FOR CONCENTRATION OF ORES	GAL				7151
400 U STATES	18874	32674	132227	205481	
	18874	32674	132227	205481	
CRUDE PETROLEUM FOR REFINING	M GAL				7153
225 TRINIDAD	4272	324270	47872	3489929	
303 ARABIA	43677	3634747	107173	8876416	
342 IRAN	2940	154120	2940	154120	
387 VENEZUELA	310959	24253552	1869373	146160199	
400 U STATES	19479	1777274	203946	18646222	
	381327	30143963	2231304	177326886	
PETROLEUM TOPS FOR REFINERS	GAL				7154
FUEL OIL EXWARE SHIPS STORES	GAL				7156
400 U STATES			55706	8586	
			55706	8586	
CRUDE PETROLEUM N O P	GAL				7158
400 U STATES	2580	252	3570	349	
	2580	252	3570	349	
AVIATION GASOLINE	GAL				7161
381 ALASKA	132117	36051	742237	180549	
400 U STATES	19417480	3968821	58582958	12107521	
	19549597	4004872	59325195	12288070	
KEROSENE N O P	GAL				7162
381 ALASKA	117299	24304	182466	37014	
400 U STATES	166459	30025	11375508	1446245	
	283758	54329	11557974	1483259	
ENGINE DISTILLATE 8017 OR OVER	GAL				7163
400 U STATES	1888	250	27903	3826	
	1888	250	27903	3826	
GASOLINE UNDER 8236 SP G N O P	GAL				7164
357 NETH ANT	13900730	1850341	40381841	5432779	
381 ALASKA	527583	110933	1848386	381287	
400 U STATES	1034422	165762	5252892	843452	
	15462735	2127036	47483119	6657518	
CASINGHEAD GASOLINE BLENDING	GAL				7165
400 U STATES			1733153	123430	
			1733153	123430	
LUB OILS UNDER 25C PER GAL	GAL				7166
100 U KINGDOM	420	84	3558	555	
400 U STATES	3721289	809876	10525839	2250366	
	3721709	809960	10529397	2250921	
PETRO LUB OILS 25C GAL OR OVER	GAL				7167
100 U KINGDOM	28200	19661	128810	89550	

IMPORTS INTO CANADA FOR CONSUMPTION

Articles and Countries from which Imported	MONTH OF JULY 1957		SEVEN MONTHS ENDED JULY 1957		Class Number
	Quantities	Values (\$)	Quantities	Values (\$)	
327 FRANCE			100	592	
335 GERMANY W			75	52	
354 NETHRLNDS	2300	1634	11960	7975	
376 SWITZRLND			73	585	
381 ALASKA	3251	4259	23703	23181	
400 U STATES	2564573	973111	12333678	4972865	
	2598324	998665	12498399	5094800	
OILS MINERAL N O P					7168
100 U KINGDOM	GAL 4900	1452	35930	9662	
306 BELGIUM	22377	7187	22377	7187	
318 DENMARK	39	191	39	191	
400 U STATES	93909	97121	730426	894751	
	121225	105951	788772	911791	
STOVE OIL NO 1 FUEL OIL					7171
357 NETH ANT	GAL 5387115	597689	21926242	2550525	
381 ALASKA	86697	15219	4015017	682786	
387 VENEZUELA			2272352	247725	
400 U STATES	996021	124472	18598364	2348248	
	6469833	737380	46811975	5829284	
LIGHT FUEL OILS NOS 2 AND 3					7172
357 NETH ANT	GAL 2187311	238176	28337518	3209081	
381 ALASKA			7375	618	
387 VENEZUELA			3602442	387461	
400 U STATES	21544376	2522093	49269505	5828924	
	23731687	2760269	81216840	9426084	
HEAVY FUEL OILS NOS 4 5 AND 6					7173
100 U KINGDOM	GAL 17556	1405	17556	1405	
357 NETH ANT	18162139	1244128	87087974	5944866	
381 ALASKA	5437	451	5437	451	
400 U STATES	20813207	1691437	102922820	8244098	
	38998339	2937421	190033787	14190820	
DIESEL FUEL					7174
100 U KINGDOM	GAL		14166	2206	
357 NETH ANT			2245922	258631	
381 ALASKA	385939	67115	1413114	210063	
387 VENEZUELA			5983424	617247	
400 U STATES	442368	55472	18178671	2206399	
	828307	122587	27835297	3294546	
TRACTOR FUEL					7175
	GAL				
PETROL GREASE LUBRICATING NOP					7181
100 U KINGDOM	LB 2940	570	15264	4031	
381 ALASKA	7310	1897	67810	10245	
400 U STATES	1329419	171783	10761671	1217024	
	1339669	174250	10844745	1231300	
PETROL JELLIES TOILET MEDICINE					7182
100 U KINGDOM				436	
400 U STATES		57520		463392	
		57520		463828	
PARAFFINE WAX					7183
215 INDIA	LB 700000	31270	4900000	212880	
400 U STATES	2566954	180969	19281873	1392682	
	3266954	212239	24181873	1605562	
CANDLES PARAFFINE WAX					7184
100 U KINGDOM	LB 475	125	475	125	
318 DENMARK			2797	1238	
335 GERMANY W	114	99	1114	431	
347 JAPAN			26193	5634	
375 SWEDEN			304	312	
376 SWITZRLND			652	532	
389 IRELAND	578	141	688	194	
400 U STATES	3658	1153	89118	28585	
	4825	1518	121341	37051	
PRODUCTS OF PETROLEUM N O P					7185
100 U KINGDOM	GAL 9122	9749	14622	16955	
381 ALASKA	1250	804	8031	4017	
400 U STATES	1572200	302666	21393304	3630411	
	1582572	313219	21415957	3651383	
LIQUEFIED PETROLEUM GASES					7186
400 U STATES	LB 16615159	286164	128566107	2080015	
	16615159	286164	128566107	2080015	
NAPHTHA INCL SOLVENT NAPHTHA					7187
100 U KINGDOM	GAL		117	916	
381 ALASKA	4688	1720	16876	5634	
400 U STATES	1042711	228673	8340168	1939681	
	1047399	230393	8357161	1946231	
ARTIFICIAL ABRASIVE GRAINS					7191
100 U KINGDOM				1548	
327 FRANCE				4965	
335 GERMANY W		194		476	
400 U STATES		174128		1283281	
		174322		1290270	
DIAMONDS BLACK BORT FOR BORERS					7192
100 U KINGDOM	CARAT 18298	100145	151769	1071396	
207 UN SO AFR	27887	134934	202505	976509	
221 B GUIANA	832	5467	832	5467	
224 JAMAICA			912	8005	
306 BELGIUM	1415	7805	36056	292144	
309 BRAZIL			1481	9671	
320 DOM REP			23	350	
338 HAITI	1828	14819	3079	17675	
339 HONDURAS			170	380	
354 NETHRLNDS	1913	11111	3168	21578	
363 PERU	213	1271	213	1271	
376 SWITZRLND			100	267	

IMPORTS INTO CANADA FOR CONSUMPTION

139

Articles and Countries from which Imported	MONTH OF JULY 1957		SEVEN MONTHS ENDED JULY 1957		Class Number
	Quantities	Values (\$)	Quantities	Values (\$)	
400 U STATES	80433	431445	796097	4742598	
DIATOMACEOUS EARTH	132819	706997	1196405	7147311	7193
318 DENMARK			601	637	
400 U STATES	41763	88856	293974	622581	
EMERY IN BULK	41763	88856	294575	623218	7194
335 GERMANY W				192	
400 U STATES		15061		149064	
GRINDING WHEELS BONDED		15061		149256	
100 U KINGDOM		1099		31836	7195
305 AUSTRIA				682	
306 BELGIUM				518	
318 DENMARK				91	
335 GERMANY W		3151		20463	
359 NORWAY		3813		17169	
375 SWEDEN				3295	
376 SWITZRLND		561		1083	
400 U STATES		120521		1147705	
GRINDING STONES BLOCKS BONDED		129145		1222842	
100 U KINGDOM		420		2572	7196
335 GERMANY W				505	
347 JAPAN				90	
375 SWEDEN				489	
400 U STATES		30139		277011	
GRINDSTONES 36 INCHES OR OVER		30559		280667	
335 GERMANY W	NO		7	1430	7198
400 U STATES	16	1735	103	9520	
GRINDSTONES N O P	16	1735	110	10950	
100 U KINGDOM	NO				7199
400 U STATES	150	203	300	396	
PUMICE PUMICE STONE LAVA TUSA	72	165	507	2370	
335 GERMANY W	222	368	807	2766	
344 ITALY				84	7200
400 U STATES		24373		149104	
COATED ABRASIVE PAPER CLOTH		24373		151112	
100 U KINGDOM		117		4497	7202
335 GERMANY W				4952	
359 NORWAY		537		2396	
400 U STATES		25678		448134	
MFRS OF ABRASIVES N O P		26332		459979	
100 U KINGDOM		2039		16237	7203
335 GERMANY W		879		3450	
344 ITALY		214		444	
400 U STATES		54382		382217	
BUILDING STONE N O P		57514		402348	
100 U KINGDOM	CWT	1914	1914	1046	7210
400 U STATES		58954	324905	326655	
GRANITE ROUGH		60868	326819	327701	
309 BRAZIL		1093		1093	7215
326 FINLAND		4494		19256	
344 ITALY				1152	
359 NORWAY		2130		10121	
375 SWEDEN		10705		52551	
400 U STATES		12374		75432	
GRANITE SAWN		30796		159605	
207 UN SO AFR				895	7216
306 BELGIUM				7527	
326 FINLAND		183		3063	
359 NORWAY				119	
375 SWEDEN				6483	
400 U STATES		8958		55873	
GRANITE MANUFACTURES		9141		73960	
100 U KINGDOM				88	7218
306 BELGIUM				8772	
326 FINLAND		5932		34580	
335 GERMANY W		21780		49062	
344 ITALY		1153		1153	
359 NORWAY		274		604	
375 SWEDEN		2550		41029	
400 U STATES		8424		36917	
GYPNUM		40113		172205	
100 U KINGDOM	TON		5	205	7221
352 MEXICO		11848	51880	226572	
400 U STATES		20	87	3043	
LIME		11868	51972	229820	
100 U KINGDOM	CWT	1212	5160	3521	7223
400 U STATES		50605	370022	223741	
PLASTER OF PARIS WALL PLASTER		51817	375182	227262	
327 FRANCE	CWT	18	93	849	7224
335 GERMANY W		110	110	120	
344 ITALY		33	55	163	

IMPORTS INTO CANADA FOR CONSUMPTION

Articles and Countries from which Imported	MONTH OF JULY 1957		SEVEN MONTHS ENDED JULY 1957		Class Number
	Quantities	Values (\$)	Quantities	Values (\$)	
400 U STATES	29610	39273	200324	260418	
CEMENT PORTLAND	29771	39665	200582	261550	
100 U KINGDOM	CWT 55159	39842	202804	174694	7225
306 BELGIUM	12167	19679	28923	46713	
318 DENMARK	2315	3372	13401	19780	
327 FRANCE	705	1248	6695	11151	
335 GERMANY W	48265	32826	53629	42067	
381 ALASKA	75	256	75	256	
400 U STATES	89008	97867	653705	735684	
CEMENT MANUFACTURES N O P	207694	195090	959232	1030345	
100 U KINGDOM		777		12315	7226
327 FRANCE		160		160	
344 ITALY		497		497	
400 U STATES		56912		403426	
WHITE PORTLAND CEMENT CLINKER		58346		416398	
400 U STATES	CWT 14789	15592	164441	171458	7227
MARBLE ROUGH	14789	15592	164441	171458	
327 FRANCE				1014	7231
344 ITALY		2004		6912	
400 U STATES		3015		24413	
MARBLE SAWN		5019		32339	
306 BELGIUM		4272		13064	7232
344 ITALY		40114		126067	
366 PORTUGAL		587		1048	
372 SPAIN				1902	
400 U STATES		30448		134066	
MARBLE FOR TOMBSTONES		75421		276147	
400 U STATES		7873		22736	7233
MARBLE MANUFACTURES N O P		7873		22736	
100 U KINGDOM		63		262	7234
306 BELGIUM		2006		8866	
327 FRANCE				187	
335 GERMANY W		619		5316	
344 ITALY		11006		21674	
366 PORTUGAL				251	
400 U STATES		1181		5061	
MARBLE ORNAMENTAL FOR CHURCHES		14875		41617	
305 AUSTRIA				2488	7235
344 ITALY		25252		77359	
400 U STATES				206	
ROOFING SLATE		25252		80053	
100 U KINGDOM	SQ 83	912	86	1406	7241
366 PORTUGAL	73	378	73	378	
400 U STATES	138	4082	884	19641	
SLATE MANUFACTURES N O P	294	5372	1043	21425	
100 U KINGDOM		1660		4597	7243
335 GERMANY W		589		589	
344 ITALY				1444	
366 PORTUGAL		549		549	
400 U STATES		312		5176	
BURRSTONES IN BLOCKS		3110		12355	
400 U STATES	NO				7251
CHALK CLIFF STONE MICA SCHIST			16	587	
100 U KINGDOM			16	587	7252
400 U STATES				59	
CHALK PREPARED				3121	
400 U STATES				3180	7253
CURLING STONES AND HANDLES				2847	
100 U KINGDOM	PAIR			2847	7254
FELDSPAR CRUDE ONLY	8	360	714	27999	
FELDSPAR GROUND	8	360	714	27999	7255
400 U STATES	CWT				7256
FLINT AND GROUND FLINT STONE			2235	2594	
400 U STATES	CWT		2235	2594	7257
FLUDRSPAR	780	708	6625	11014	
100 U KINGDOM	780	708	6625	11014	
207 UN SO AFR	CWT 336	797	1691	3116	7258
352 MEXICO	69711	78340	21811	20916	
400 U STATES			144089	161135	
GANISTER			1608	5965	
400 U STATES	70047	79137	169199	191132	
MAGN CARB FOR RUBBER PRODUCTS	CWT				7259
400 U STATES	1602	1436	8205	6155	
MAG OX AND CARB FOR INSULATION	1602	1436	8205	6155	
100 U KINGDOM			10	133	7260
			10	133	
	CWT				7261
	389	2796	1743	13858	

IMPORTS INTO CANADA FOR CONSUMPTION

141

Articles and Countries from which Imported	MONTH OF JULY 1957		SEVEN MONTHS ENDED JULY 1957		Class Number
	Quantities	Values (\$)	Quantities	Values (\$)	
400 U STATES	2024	16598	25750	90890	
PHOSPHATE ROCK	2413	19394	27493	104748	7263
	CWT				
400 U STATES	1949261	726468	6275850	2676009	
SILICA SAND	1949261	726468	6275850	2676009	7264
	CWT				
400 U STATES	1481479	214752	8313624	1343027	
SAND AND GRAVEL N O P	1481479	214752	8313624	1343027	7265
	TON				
100 U KINGDOM			1120	300	
375 SWEDEN			600	1500	
400 U STATES	25689	36744	100421	165477	
SILEX OR CRYSTALLIZED QUARTZ	25689	36744	102141	167277	7266
	CWT				
309 BRAZIL			9	12615	
400 U STATES	10140	4914	199946	115418	
STONE REFUSE	10140	4914	199955	128033	7267
	TON				
359 NORWAY			100	2500	
400 U STATES			150	2689	
TALC OR SOAPSTONE			250	5189	7268
	CWT				
327 FRANCE			211	573	
344 ITALY	5170	10990	15084	32109	
400 U STATES	20356	45046	155462	273634	
WHITING GILDERS PARIS WHITE	25526	56036	170757	306316	7269
	CWT				
100 U KINGDOM	3859	4507	23425	20541	
327 FRANCE	1400	423	11550	3494	
400 U STATES	7943	18710	55580	126069	
STONE AND MANUFACTURES N O P	13202	23640	90555	150104	7270
100 U KINGDOM				1327	
231 HONG KONG		310		494	
344 ITALY		1122		8689	
400 U STATES		766		12400	
ROOFING GRANULES		2198		22910	7271
	CWT				
400 U STATES	233296	251458	952133	967293	
STONE CRUSHED	233296	251458	952133	967293	7272
	TON				
400 U STATES	170673	185543	489434	613505	
QUARTZ PIEZO ELECTRIC	170673	185543	489434	613505	7273
	LB				
100 U KINGDOM			22	684	
309 BRAZIL	770	2401	6532	51401	
400 U STATES	207	5220	2290	91756	
MAGNESIA DEAD BURNED SINTERED	977	7621	8844	143841	7274
	CWT				
100 U KINGDOM			132	1634	
400 U STATES	7363	32608	51552	243926	
MAGNESIA CAUSTIC CALCINED	7363	32608	51684	245560	7275
	CWT				
100 U KINGDOM			192	1827	
354 NETHRLNDS			443	1311	
400 U STATES	825	5346	17575	73670	
ELECTRIC OR BLAST FURNACE SLAG	825	5346	18210	76808	7280
	CWT				
400 U STATES	52878	6650	405625	60687	
BARYTES	52878	6650	405625	60687	7281
	CWT				
335 GERMANY W			3058	3487	
344 ITALY			800	1290	
400 U STATES	1280	2894	10572	21412	
CARBONS 3 TO 35 INCHES CIRCUM	1280	2894	14430	26189	7282
100 U KINGDOM			411	15675	
327 FRANCE				11391	
400 U STATES		39275		346278	
CARBONS OVER 35 INCHES CIRCUM		39686		373344	7283
327 FRANCE				299	
347 JAPAN				6316	
400 U STATES		147883		635510	
ELECTRIC LIGHT CARBONS N O P		147883		642125	7284
	LB				
100 U KINGDOM			3393	5500	
400 U STATES	20633	12883	88232	62055	
CRAYONS	20633	12883	91625	67555	7285
100 U KINGDOM				3227	
327 FRANCE				1148	
335 GERMANY W		500		9490	
344 ITALY				1535	
347 JAPAN		571		3225	
400 U STATES		46435		239832	
DIAMONDS UNSET		47506		258457	7286
	CARAT				
100 U KINGDOM	1436	174770	5030	718376	
207 UN SO AFR			321	79039	
224 JAMAICA			8	1813	
306 BELGIUM	3179	567562	19316	2873437	
327 FRANCE	12	2711	12	2711	
335 GERMANY W	20	1442	129	11995	
354 NETHRLNDS	376	89400	1875	359829	
360 ISRAEL	952	107864	6035	647762	

IMPORTS INTO CANADA FOR CONSUMPTION

Articles and Countries from which Imported	MONTH OF JULY 1957		SEVEN MONTHS ENDED JULY 1957		Class Number
	Quantities	Values (\$)	Quantities	Values (\$)	
376 SWITZRLND			9	1285	
400 U STATES	497	91660	4960	647123	
EARTHS CRUDE ONLY	6472	1035409	37695	5343370	7287
335 GERMANY W				894	
400 U STATES				1417	
FOUNDRY FACINGS OF ALL KINDS				2311	
352 MEXICO				1194	7288
400 U STATES		7342		85040	
FULLERS EARTH IN BULK ONLY		7342		86234	
100 U KINGDOM		409		1107	7289
400 U STATES		6941		88418	
GAS IMPORTED BY PIPE LINE		7350		89525	
400 U STATES	M FT				7290
	2322868	526186	17802620	4157821	
INSULATORS ELECTRIC N O P		526186	17802620	4157821	
100 U KINGDOM		5152		55609	7291
317 CZECHO S				1070	
359 NORWAY				628	
376 SWITZRLND		57		2077	
400 U STATES		41429		335991	
MAGNESIA PIPE COVERING		46638		395375	
100 U KINGDOM		8716		24325	7292
400 U STATES		5818		50226	
MINERAL WOOL N O P		14534		74551	
400 U STATES	LB				7295
	247720	50463	1328804	207032	
SALT TABLE		50463	1328804	207032	
100 U KINGDOM	CWT				7296
400 U STATES		421	90	469	
	421	9195	1232	26398	
SALT FOR FISHERIES		9195	1322	26867	
224 JAMAICA	CWT				7297
227 BAHAMAS		11961	2003	47995	7956
344 ITALY		80640	13752	148176	26064
372 SPAIN		160560	32375	646300	121700
400 U STATES			162	234	
SALT IN BULK N O P		48130	1025193	185216	
400 U STATES	CWT				7298
	505779	91304	1987762	421626	
SALT IN BAGS BARRELS		91304	1987762	421626	
100 U KINGDOM	CWT				7299
400 U STATES		1325	1741	11763	15202
	12124	16301	163749	133579	
SULPHUR AND BRIMSTONE		20519	175512	148781	
400 U STATES	CWT				7300
	881740	1044491	3556972	4274091	
MINERAL SUBSTANCES N O P		1044491	3556972	4274091	
100 U KINGDOM		111674		248983	7301
205 RHOD NYAS		48248		333938	
207 UN SO AFR		91314		418203	
231 HONG KONG				1123	
306 BELGIUM		559		4446	
318 DENMARK				168	
327 FRANCE				2009	
335 GERMANY W		1233		8446	
344 ITALY		10110		35666	
347 JAPAN				1008	
354 NETHRLNDS				908	
376 SWITZRLND		619		968	
390 GERMANY E				569	
400 U STATES		477033		3263932	
VERMICULITE CRUDE		740790		4320367	
207 UN SO AFR		15244		49513	7302
400 U STATES		18476		130422	
ASPHALT TILE FOR FLOORING		33720		179935	
400 U STATES	SQ FT				7303
	118181	11325	612997	58627	
ANDALUSITE KYANITE MULLITE ETC		11325	612997	58627	
400 U STATES	CWT				7304
	3608	7980	18324	54780	
	3608	7980	18324	54780	

IMPORTS INTO CANADA FOR CONSUMPTION

143

Articles and Countries from which Imported	MONTH OF JULY 1957		SEVEN MONTHS ENDED JULY 1957		Class Number
	Quantities	Values (\$)	Quantities	Values (\$)	
GROUP 8					
CHEMICALS AND ALLIED PRODUCTS					
ACID BORACIC 25 LBS OR OVER 400 U STATES	LB 346290	28721	1903802	140033	8001
	346290	28721	1903802	140033	
ACID HYDROFLUOSILICIC 400 U STATES	LB 3180	532	111646	9011	8002
	3180	532	111646	9011	
ACID MURIATIC 400 U STATES	LB 494452	5953	2135212	27088	8003
	494452	5953	2135212	27088	
ACETYSALICYLIC ACID 100 U KINGDOM 400 U STATES	LB 11180 11000	6162 5179	344770 132998	186475 61496	8004
	22180	11341	477768	247971	
ACID NITRIC 400 U STATES	LB 9656	982	130722	9851	8005
	9656	982	130722	9851	
ACID PHOSPHORIC 400 U STATES	LB 1508	205	165544	10362	8006
	1508	205	165544	10362	
ACID SULPHURIC 400 U STATES	LB 147997	2567	1403717	28125	8008
	147997	2567	1403717	28125	
ACID LACTIC 100 U KINGDOM 318 DENMARK 335 GERMANY W 354 NETHRLNDS 400 U STATES	LB 36840	7985	147793	35969	8009
	18189	3456	29532	5757	
	7650	1247	22137	6143	
	62679	12688	39878	6571	
			254772	57308	
ACID NICOTINIC 327 FRANCE 376 SWITZRLND 400 U STATES	LB 100	227	444 330 44302	1921 757 96587	8010
	100	227	45076	99265	
SALICYLIC ACID 100 U KINGDOM 400 U STATES	LB 3250	1324	8720 13938	4504 5522	8011
	3250	1324	22658	10026	
ACID ACETIC AND PYROLIGNEOUS 400 U STATES	GAL		556	386	8012
			556	386	
ACID CRESYLIC 100 U KINGDOM 400 U STATES	LB 7840	546	144594	12371	8015
	9800	204	106214	22213	
		750	250808	34584	
XANTHATES FOR ORES 335 GERMANY W 400 U STATES	LB 4439	1042	42327	7027	8016
	257994	66187	3846164	979979	
	262433	67229	3888491	987006	
ACID OXALIC 327 FRANCE 335 GERMANY W 354 NETHRLNDS 400 U STATES	LB 51180	5543	22090	2218	8017
	11023	2171	213920	23422	
	14900	2356	91160	10576	
	77103	10070	82086	13435	
			409256	49651	
ACID TANNIC 100 U KINGDOM 376 SWITZRLND 400 U STATES	LB 2204	2224	5918 11016	4995 11177	8020
	100	248	4069	5194	
	2304	2472	21003	21366	
TARTARIC ACID CRYSTAL OR POWD 100 U KINGDOM 327 FRANCE 335 GERMANY W 344 ITALY 400 U STATES	LB 13190	5383	227110	79347	8021
	3305	1004	5510	1674	
			2205	696	
			34440	11061	
			700	583	
	16495	6387	269965	93361	
ACIDS N O P 100 U KINGDOM 306 BELGIUM 318 DENMARK 327 FRANCE 335 GERMANY W 344 ITALY 352 MEXICO 376 SWITZRLND 400 U STATES	LB 53212	12535	599145	149279	8022
			220	507	
		898	1376	2217	
		1010	8745	5722	
		3293	193806	61115	
			77	896	
			1902	2853	
		343	1165	2236	
	702135	152478	4563742	1003097	
	761835	170557	5370178	1227922	
ACID ARSENIC 400 U STATES	LB		519631	18262	8023
			519631	18262	
ASCORBIC ACID 347 JAPAN 376 SWITZRLND 400 U STATES				4608	8024
				11115	
		9213		97056	
		9213		112779	
ACID FORMIC 335 GERMANY W 354 NETHRLNDS	LB 86850	8772	611362	63025	8025
			77221	6464	

IMPORTS INTO CANADA FOR CONSUMPTION

Articles and Countries from which Imported	MONTH OF JULY 1957		SEVEN MONTHS ENDED JULY 1957		Class Number
	Quantities	Values (\$)	Quantities	Values (\$)	
400 U STATES			6896	1145	
ACIO CHROMIC	86850	8772	695479	70634	8026
100 U KINGDOM			102000	27081	
335 GERMANY W			8818	2213	
400 U STATES	50700	13629	603630	161756	
ACID CARBOLIC OR PHENOL	50700	13629	714448	191050	8027
400 U STATES	334300	57562	3557120	615542	
AMYL ALCOHOL	334300	57562	3557120	615542	8032
400 U STATES	GAL				
	7520	9205	14633	19452	
BUTYL ALCOHOL	7520	9205	14633	19452	8034
100 U KINGDOM	LB		1120	380	
400 U STATES	300	59	337491	39475	
METHYL ETHYL KETONE ETC	300	59	338611	39855	8035
400 U STATES	LB				
	492438	70891	3234806	409972	
ETHYL AND METHYL ALCOHOL	492438	70891	3234806	409972	8036
381 ALASKA	GAL		169	609	
400 U STATES	1717	1695	1091472	335107	
RUM TO BE OENATURED	1717	1695	1091641	335716	8037
224 JAMAICA	P GAL				
400 U STATES	668	738	1057	1170	
	218	287	323	459	
ISOPROPYL ALCOHOL	886	1025	1380	1629	8038
400 U STATES	GAL				
	2832	1357	12644	27490	
CELLULOSE ACETATE PHOTO FILM	2832	1357	12644	27490	8046
400 U STATES		21196		645569	
COLLODIUM FOR FILMS ENGRAVERS		21196		645569	8047
400 U STATES	GAL		25	75	
CAFFEINE AND SALTS			25	75	8052
100 U KINGDOM	LB		175	783	
335 GERMANY W	4000	7442	51865	104018	
354 NETHRLNDS	6900	16828	31400	75741	
376 SWITZRLND	4400	10209	8800	18243	
400 U STATES	15	67	15	67	
COCAINE	15315	34546	92255	198852	8053
100 U KINGDOM	OZ		245	2985	
CODEINE AND SALTS			245	2985	8054
100 U KINGDOM	OZ	100	446	21125	98723
215 INDIA			10000	63804	
335 GERMANY W			500	2024	
OPIUM DERIVATIVES N O P	100	446	31625	164551	8056
100 U KINGDOM	OZ	1319	5049	2897	11750
215 INDIA			50	440	
327 FRANCE			208	1700	
354 NETHRLNDS			1006	1853	
400 U STATES	14	125	302	1534	
OPIUM	1333	5174	4463	17277	8057
100 U KINGDOM	LB	35	414	65	771
376 SWITZRLND		4	50	4	50
QUININE SALTS	39	464	69	821	8059
335 GERMANY W	OZ	5000	1287	10904	2597
400 U STATES				30506	10338
STRYCHNINE AND SALTS	5000	1287	41410	12935	8060
100 U KINGDOM	OZ	250	156	3410	2459
PREPARATIONS WEED KILLING	250	156	3410	2459	8069
100 U KINGDOM			333	330584	
318 DENMARK				84708	
335 GERMANY W		933		20414	
354 NETHRLNDS				36467	
400 U STATES		247724		2420723	
NICOTINE AND SALT FOR SPRAYING		248990		2892896	8070
100 U KINGDOM	LB		3000	2183	
400 U STATES	1980	1671	13567	9675	
CHLOROPICRIN INSECTICIDES	1980	1671	16567	11858	8071
400 U STATES		5616		44614	
SPRAYS IN PKGS NOT OVER 3 LBS		5616		44614	8072
100 U KINGDOM		10875		34805	
335 GERMANY W				154	
400 U STATES		25703		188369	
DISINFECTANTS DIPS SPRAYS N O P		36578		223328	8073
100 U KINGDOM		30116		202292	
318 DENMARK				32783	
327 FRANCE				6863	
335 GERMANY W		7909		51230	
344 ITALY		66		66	
359 NORWAY				301	

IMPORTS INTO CANADA FOR CONSUMPTION

145

Articles and Countries from which Imported	MONTH OF JULY 1957		SEVEN MONTHS ENDED JULY 1957		Class Number
	Quantities	Values (\$)	Quantities	Values (\$)	
375 SWEDEN				3 373	
376 SWITZRLND		6 839		4 360 4	
400 U STATES		6 321 45		5 797 673	
		6 770 75		6 138 185	
MEDICINAL PREPARATIONS DRY					8 074
100 U KINGDOM		5 361 6		4 272 75	
231 HONG KONG		5 158		3 300 4	
234 AUSTRALIA				2 052	
305 AUSTRIA				1 25	
306 BELGIUM				2 403	
318 DENMARK		57		4 779	
327 FRANCE		6 790		8 459 6	
335 GERMANY W		2 281		4 836 3	
344 ITALY		144		254	
347 JAPAN		337		1 749	
354 NETHRLNDS		858		5 427	
375 SWEDEN				77	
376 SWITZRLND		5 037		3 218 40	
390 GERMANY E				1 046	
400 U STATES		3 653 07		3 068 610	
		4 395 85		4 001 600	
MEDICINAL PREPARATIONS LIQUID					8 075
100 U KINGDOM		1 868		2 737 1	
231 HONG KONG		1 282		6 119	
327 FRANCE		4 466		2 956 1	
335 GERMANY W				1 881	
344 ITALY				2 084	
347 JAPAN				925	
354 NETHRLNDS				1 530	
375 SWEDEN				571	
376 SWITZRLND		3 963		1 354 0	
400 U STATES		8 637 1		9 653 44	
		9 795 0		10 489 26	
MEDICINAL PREPARATIONS OTHER					8 076
100 U KINGDOM		167		288	
231 HONG KONG		252		3 473	
327 FRANCE		6 342		3 937 0	
335 GERMANY W				210	
344 ITALY				674	
347 JAPAN				192	
376 SWITZRLND				1 752	
400 U STATES		2 539		5 933 1	
		9 300		10 529 0	
MEDICATED WINES UNDER 40 PROOF	GAL				8 077
MENTHOL NATURAL OR SYNTHETIC					8 078
100 U KINGDOM				6 801	
234 AUSTRALIA				3 070	
309 BRAZIL		4 531		5 076 8	
313 CHINA				5 783	
335 GERMANY W				2 041	
347 JAPAN				2 293 2	
354 NETHRLNDS				11 364	
393 TAIWAN				3 677	
400 U STATES		1 898		2 938 9	
		6 429		13 582 5	
PAPAIN					8 079
100 U KINGDOM				845	
203 S E AFR				2 149 8	
217 CEYLON				3 257	
400 U STATES		309		7 137	
		309		3 273 7	
SPIRITS AND STRONG WATERS	GAL				8 081
100 U KINGDOM			127	1 060	
231 HONG KONG	100	463	6 668	2 628 4	
327 FRANCE			1	146	
335 GERMANY W	33	436	38	714	
344 ITALY			1	82	
376 SWITZRLND			2	173	
400 U STATES	62	2 108	1 630	2 660 4	
	195	3 007	8 467	5 506 3	
EXTRACT OF CASCARA SAGRADA					8 082
400 U STATES				1 938 2	
				1 938 2	
PENICILLIN AND PRODUCTS					8 083
100 U KINGDOM				1 359 9	
305 AUSTRIA		1 910		2 210 2	
318 DENMARK		6 890		1 403 1	
400 U STATES		1 288 9		3 436 6 3	
		21 689		39 339 5	
STREPTOMYCIN AND PRODUCTS					8 084
100 U KINGDOM		876		3 801	
400 U STATES		6 824		6 579 6	
		7 700		6 959 7	
SULPHA DRUGS					8 085
100 U KINGDOM				4 030 7	
318 DENMARK		6 383		2 893 7	
327 FRANCE				1 644 1	
335 GERMANY W				699	
354 NETHRLNDS				1 917 3	
376 SWITZRLND				1 764 8	
400 U STATES		2 757 8		1 512 9 2	
		3 396 1		2 744 9 7	
ANTIBIOTICS N O P					8 086
100 U KINGDOM		3 055		5 080 2	
318 DENMARK				3 715	

IMPORTS INTO CANADA FOR CONSUMPTION

Articles and Countries from which Imported	MONTH OF JULY 1957		SEVEN MONTHS ENDED JULY 1957		Class Number
	Quantities	Values (\$)	Quantities	Values (\$)	
327 FRANCE				1 450	
400 U STATES		7 309 3		19 467 50	
ANILINE DYES 1 LB OR OVER	LB			200 271 7	8091
100 U KINGDOM	1 397 71	1 341 68	667 49 5	702 68 5	
306 BELGIUM	1 997	2 400	9 75 8	9 59 0	
327 FRANCE	6 592	7 79 4	101 44 6	14 529 8	
335 GERMANY W	3 394 0	3 775 4	272 61 3	33 694 5	
344 ITALY			4 828	2 97 5	
354 NETHRLNDS	825	930	19 950	19 733	
376 SWITZRLND	3 643 2	7 663 0	380 86 9	721 48 7	
400 U STATES	2 617 85	2 936 19	21 451 70	28 428 5	
	481 342	553 295	360 212 9	478 199 8	
ANILINE AND COAL TAR DYES NOP	LB				8092
100 U KINGDOM			1 275	1 942	
318 DENMARK			4 550	4 679	
376 SWITZRLND			110	248	
400 U STATES	4 552	22 886	24 292	139 230	
	4 552	22 886	30 227	146 099	
ANILINE OIL CRUDE	LB				8093
400 U STATES			2 662 5	507 4	
			2 662 5	507 4	
ANILINE SALTS AND ALIZARIN	LB				8094
100 U KINGDOM	2 430	2 516	19 590	20 315	
335 GERMANY W			2 259	638	
400 U STATES	1 000	334	1 865	819	
	3 430	2 850	23 714	21 772	
COAL TAR BASE OR SALT FOR DYES	LB				8095
100 U KINGDOM	8 921	8 669	72 157	66 790	
306 BELGIUM			2 700	2062	
327 FRANCE			3 306	1 689	
335 GERMANY W	7 800	6 203	139 419	110 332	
344 ITALY			22 685	13 639	
354 NETHRLNDS	110	145	854	821	
376 SWITZRLND			120 36	9946	
400 U STATES	2 702 6	2 628 2	27 515 1	27 440 0	
	43 857	41 299	528 308	479 679	
CANWOOD AND SUMAC AND EXTRACT	CWT				8103
400 U STATES			46	500	
			46	500	
CHEM COMP FOR DYEING TANNG NOP	CWT				8104
100 U KINGDOM	118	976	4 928	10 317 5	
327 FRANCE			530	1 130 1	
335 GERMANY W	419	7 483	62 30	124 359	
344 ITALY			22	1 967	
376 SWITZRLND	798	6 778	134 5	34 282	
400 U STATES	3 422 9	7 158 6	129 432	611 163 0	
	3 556 4	8 682 3	142 487	886 714	
BASIC CHROMIC SULPHATE	CWT				8105
100 U KINGDOM	400	3 763	3 436	27 621	
335 GERMANY W			834	7 520	
400 U STATES	728	7026	129 05	128 843	
	1128	10 789	171 75	163 984	
INDIGO INDIGO PASTE OR EXTRACT	CWT				8106
100 U KINGDOM			648	53904	
400 U STATES			1	92	
			649	53996	
IRON AND RED LIQUOR FOR DYEING	CWT				8107
400 U STATES	16	172	21	222	
	16	172	21	222	
LOGWOOD AND FUSTIC EXTRACT	CWT				8109
400 U STATES	36	1 527	396	1 385 6	
	36	1 527	396	1 385 6	
QUEBRACHO EXTRACT	CWT				8111
304 ARGENTINA	6180	58 385	288 30	297 037	
362 PARAGUAY			2 581	25 975	
400 U STATES	48	508	3 150	31 238	
	6228	58 893	34 561	354 250	
TERRA JAPONICA GAMBIE CUTCH	CWT				8113
100 U KINGDOM	199	2 174	987	11 755	
219 BEI OTHER			50	469	
400 U STATES			28	325	
	199	2 174	1065	12 549	
TURMERIC	CWT				8114
215 INDIA	155	1 506	1 178	12 806	
224 JAMAICA			112	976	
400 U STATES			67	712	
	155	1 506	1 357	14 494	
NON EDIBLE SEEDS BEANS NUTS	CWT				8115
100 U KINGDOM			1	97	
224 JAMAICA			358	1 068	
400 U STATES	100	764	563	9 776	
	100	764	922	10 941	
CHESTNUT EXTRACT	CWT				8116
327 FRANCE	1 102	11 507	14 32	14 867	
344 ITALY	1 757	15 936	102 45	98 717	
400 U STATES	559	6 331	22 12	21 259	
	3 418	33 774	13 889	13 484 3	
SPRUCE EXTRACT	CWT				8117
400 U STATES			501	2 865	
			501	2 865	
MYROBALAN EXTRACT	CWT				8118
100 U KINGDOM			775	7 104	
400 U STATES			1108	7 234	
			1 883	14 338	

IMPORTS INTO CANADA FOR CONSUMPTION

Articles and Countries from which Imported	MONTH OF JULY 1957		SEVEN MONTHS ENDED JULY 1957		Class Number
	Quantities	Values (\$)	Quantities	Values (\$)	
WATTLE EXTRACT	CWT				8119
203 B E AFR	997	7905	2109	17386	
207 UN SO AFR	1621	10109	6943	53348	
400 U STATES	20	258	1267	11082	
	2638	18272	10319	81816	
HEMLOCK EXTRACT	CWT				8120
400 U STATES			489	3499	
			489	3499	
EXTRACTS M O P DYEING TANNING	CWT				8121
100 U KINGDOM	1	341	116	2597	
219 BEL OTHER			45	391	
234 AUSTRALIA			226	1757	
335 GERMANY W			3	57	
379 TURKEY			827	7817	
400 U STATES	1944	17722	14533	92726	
	1945	18063	15750	105345	
BINITROTOLUOL FOR EXPLOSIVES	LB				8131
400 U STATES			10000	5376	
			10000	5376	
NITRATE COMPOUNDS MOP FOR EXPL	LB				8132
100 U KINGDOM			32400	3742	
335 GERMANY W	80138	4129	160210	8003	
400 U STATES	56200	6150	581100	67479	
	136338	10279	773710	79224	
BLASTING AND MINING POWDER	LB				8133
400 U STATES	750	311	750	311	
	750	311	750	311	
DYNAMITE AND NITRO GLYCERINE	LB				8134
381 ALASKA			1000	335	
400 U STATES	210000	46872	492600	108884	
	210000	46872	493600	109219	
FIREWORKS FIRECRACKERS					8135
100 U KINGDOM		733		56049	
231 HONG KONG				83425	
335 GERMANY W				1179	
347 JAPAN				2996	
354 NETHRLNDS				774	
375 SWEDEN				9061	
400 U STATES		2637		40231	
		3370		193715	
FUSE NON METALLIC					8136
100 U KINGDOM				569	
400 U STATES		858		26925	
		858		27494	
GUN RIFLE SPORTING POWDER	LB				8137
100 U KINGDOM			41755	14139	
400 U STATES	23005	16363	225998	194431	
	23005	16363	267753	208570	
EXPLOSIVES M O P	LB				8138
100 U KINGDOM	250	1732	250	1732	
400 U STATES	92240	66242	259915	190575	
	92490	67974	260165	192307	
NITROGEN SOLUTION	CWT				8149
400 U STATES	12257	32691	389487	1110915	
	12257	32691	389487	1110915	
NITROGEN FERTILIZER M O P	CWT				8150
359 NORWAY			200	541	
400 U STATES			430	614	
			630	1155	
AMMONIUM SULPHATE	CWT				8151
100 U KINGDOM			2654	8431	
335 GERMANY W			1102	2423	
400 U STATES	2080	4818	23373	42723	
	2080	4818	27129	53577	
BASIC SLAG	CWT				8152
POTASH MURIATE OF	CWT				8155
327 FRANCE	50029	79626	271359	434181	
335 GERMANY W	110001	131613	185001	213338	
400 U STATES	90070	93386	1038062	1158041	
	250100	304625	1494422	1805560	
POTASH SULPHATE OF	CWT				8156
327 FRANCE			5037	11112	
400 U STATES	4414	7176	137067	222853	
	4414	7176	142104	233965	
SODA NITRATE OR CUBIC NITRE	CWT				8157
100 U KINGDOM			762	3226	
312 CHILE	400	917	6606	17156	
400 U STATES	15382	33207	197368	419795	
	15782	34124	204736	440177	
TRIPLE SUPERPHOSPHATE	CWT				8161
400 U STATES	55861	123438	400473	894628	
	55861	123438	400473	894628	
SUPERPHOSPHATE M O P	CWT				8162
400 U STATES	317463	280969	1955892	1861990	
	317463	280969	1955892	1861990	
PHOSPHATE FERTILIZER M O P	CWT				8163
306 BELGIUM			1000	3305	
400 U STATES	2768	13502	36507	128609	
	2768	13502	37507	131914	
SULPHATE OF POTASH MAGNESIA	CWT				8164
400 U STATES	1014	655	25230	16873	
	1014	655	25230	16873	
POTASH FERTILIZER M O P	CWT				8165

IMPORTS INTO CANADA FOR CONSUMPTION

Articles and Countries from which Imported	MONTH OF JULY 1957		SEVEN MONTHS ENDED JULY 1957		Class Number
	Quantities	Values (\$)	Quantities	Values (\$)	
FERTILIZER MIXED					
100 U KINGDOM	CWT 25	891	331	7631	8166
400 U STATES	2086	16074	179983	696395	
	2111	16965	180314	704026	
FERTILIZER MATERIALS N O P					
100 U KINGDOM	CWT		73	1233	8167
335 GERMANY W			400	1808	
400 U STATES	11656	40499	87342	204505	
	11656	40499	87815	207546	
LITHARGE					
100 U KINGDOM	CWT 30	599	3332	57849	8171
400 U STATES	694	10402	8275	147875	
	724	11001	11607	205724	
LEAD RED DRY ORANGE MINERAL					
100 U KINGDOM	LB 54480	8041	326468	52079	8172
400 U STATES	12770	2390	37924	7039	
	67250	10431	364392	59118	
LEAD WHITE DRY					
400 U STATES	LB		4327	1206	8173
			4327	1206	
LEAD WHITE GROUND IN OIL					
400 U STATES	LB		5146	1034	8174
			5146	1034	
ANTIMONY OXIDE					
100 U KINGDOM	LB		100000	22711	8179
306 BELGIUM			5040	1060	
335 GERMANY W			44090	11520	
400 U STATES			42937	11106	
			192067	46397	
LAMP BLACK					
100 U KINGDOM	LB		2240	161	8180
400 U STATES	14440	2381	79306	15913	
	14440	2381	81546	16074	
TITANIUM OXIDE					
100 U KINGDOM	LB 2006550	413087	13475410	2781192	8181
335 GERMANY W			330	190	
400 U STATES	3781665	484106	30982308	4413485	
	5788215	897193	44458048	7194867	
CARBON BLACK					
400 U STATES	LB 3031116	200726	25036357	1593352	8182
	3031116	200726	25036357	1593352	
BONE BLACK AND IVORY BLACK					
400 U STATES	LB 3000	527	105870	19029	8183
	3000	527	105870	19029	
BLANC FIXE					
100 U KINGDOM	LB 3760	378	13208	3062	8184
306 BELGIUM			40000	1434	
335 GERMANY W	100535	3134	167671	5150	
400 U STATES	6600	419	110535	9858	
	110895	3931	331414	19504	
BRONZE POWDER					
100 U KINGDOM	LB 75	68	218	206	8185
335 GERMANY W			3389	2140	
400 U STATES	840	1251	8386	10766	
	915	1319	11993	13112	
LITHOPONE					
100 U KINGDOM	LB 91200	6288	380400	26728	8186
306 BELGIUM			40000	2396	
335 GERMANY W	39958	2456	233509	15286	
354 NETHRLNDS			113069	6578	
400 U STATES	6525	698	741096	60193	
	137683	9442	1508074	111181	
OXIDE OF COBALT					
100 U KINGDOM	LB 2000	2764	2000	2764	8187
400 U STATES			3000	6784	
	2000	2764	5000	9548	
OXIDE OF COPPER					
100 U KINGDOM	LB 2240	788	105760	45714	8188
400 U STATES	300	117	10450	10111	
	2540	905	116210	55825	
OXIDES FILLERS COLOURS DRY N O P					
100 U KINGDOM	LB 116993	20457	690494	224376	8189
318 DENMARK	55	161	41255	19928	
327 FRANCE			35	154	
335 GERMANY W	137356	11223	532171	34630	
354 NETHRLNDS			200	179	
372 SPAIN	44117	1036	259581	5449	
376 SWITZRLND	110	268	495	1128	
400 U STATES	591638	252389	4150932	1730571	
	890269	285534	5675163	2016415	
PARIS GREEN DRY					
400 U STATES	LB		34000	9393	8190
			34000	9393	
SATIN WHITE					
400 U STATES	LB 65762	1099	612958	10296	8191
	65762	1099	612958	10296	
ULTRAMARINE BLUE DRY OR PULP					
100 U KINGDOM	LB 16210	3537	136497	26496	8192
400 U STATES	13610	3634	86020	24553	
	29820	7171	222517	51049	
ZINC WHITE OXIDE					
100 U KINGDOM	LB		62400	7236	8193
400 U STATES	137827	18841	921525	127239	
	137827	18841	983925	134475	
OXIDE OF TIN					
100 U KINGDOM	LB 7008	6507	29988	28053	8194

IMPORTS INTO CANADA FOR CONSUMPTION

149

Articles and Countries from which Imported	MONTH OF JULY 1957		SEVEN MONTHS ENDED JULY 1957		Class Number
	Quantities	Values (\$)	Quantities	Values (\$)	
400 U STATES			200	209	
	7008	6507	30188	28262	
OCHRES SIENNAS AND UMBERS	LB				8201
100 U KINGDOM	31000	576	92680	2743	
335 GERMANY W	10010	4225	10230	4374	
372 SPAIN	22000	455	22000	455	
375 SWEDEN			46973	1256	
400 U STATES	23725	2244	1002915	39181	
	86735	7500	1174798	48009	
PUTTY	LB				8202
100 U KINGDOM	2334	314	5734	522	
400 U STATES	79727	10687	369864	62430	
	82061	11001	375598	62952	
ARTISTS AND CHILDRENS COLOURS					8211
100 U KINGDOM		27306		191980	
306 BELGIUM				133	
327 FRANCE		236		1914	
335 GERMANY W		234		4142	
347 JAPAN				2242	
354 NETHRLNDS		227		1595	
400 U STATES		16813		173920	
		44816		375926	
GOLD LIQUID PAINT					8212
400 U STATES		1773		6769	
		1773		6769	
LIQUID FILLERS AND PAINTS NOP	GAL				8213
100 U KINGDOM	1868	7368	8692	36102	
236 NEW ZEAL			120	777	
306 BELGIUM	665	1829	681	1929	
318 DENMARK			120	546	
335 GERMANY W	213	240	881	2273	
344 ITALY			150	450	
347 JAPAN			36	95	
354 NETHRLNDS			52	438	
359 NORWAY			220	919	
375 SWEDEN			5	85	
376 SWITZRLNO			90	147	
400 U STATES	54559	195733	365476	1361586	
	57305	205170	376523	1405347	
SPIRIT VARNISHES AND LACQUERS	GAL				8214
100 U KINGDOM	150	426	1210	8491	
318 DENMARK			50	232	
335 GERMANY W	117	1127	824	5644	
376 SWITZRLND	51	382	128	1065	
400 U STATES	4704	25053	49378	233499	
	5022	26988	51590	248931	
STAINS AND OXIDES	LB				8215
100 U KINGDOM	484	759	10244	12753	
335 GERMANY W	3	187	465	333	
400 U STATES	39160	30965	207672	180073	
	39647	31911	218381	193159	
VARNISHES LACQUERS JAPANS NOP	GAL				8216
100 U KINGDOM	10	57	1876	7120	
318 DENMARK	44	200	165	464	
327 FRANCE			29	139	
335 GERMANY W			17	452	
354 NETHRLNDS	70	226	70	226	
375 SWEDEN			440	1097	
400 U STATES	17603	59397	172601	491423	
	17727	59880	175198	500921	
ALCOHOLIC PERFUMES UNDER 4 OZ					8221
100 U KINGDOM		5856		18540	
231 HONG KONG		89		144	
316 CUBA				54	
327 FRANCE		14269		128491	
335 GERMANY W		4104		23388	
344 ITALY		376		3316	
354 NETHRLNDS				609	
372 SPAIN		340		463	
400 U STATES		28829		115944	
		53863		290949	
ALCOHOLIC PERFUMES OVER 4 OZ	GAL				8222
100 U KINGDOM	17	1626	243	16136	
218 MALAYA			16	108	
231 HONG KONG			11	108	
327 FRANCE	120	3759	568	24160	
335 GERMANY W	36	719	182	3402	
344 ITALY	10	385	10	385	
354 NETHRLNDS			3	271	
400 U STATES	39	764	350	5914	
	222	7253	1383	50484	
PERFUMERY TOILET PREPARATIONS					8224
100 U KINGDOM		9405		46701	
231 HONG KONG				127	
316 CUBA		239		239	
327 FRANCE		4890		38683	
335 GERMANY W		7270		75383	
344 ITALY		659		5591	
354 NETHRLNDS				7846	
375 SWEDEN				414	
376 SWITZRLNO				245	
400 U STATES		81220		465301	
		103683		640530	
CASTILE SOAP	LB				8231
327 FRANCE	1991	385	4895	807	
372 SPAIN			2000	305	

IMPORTS INTO CANADA FOR CONSUMPTION

Articles and Countries from which Imported	MONTH OF JULY 1957		SEVEN MONTHS ENDED JULY 1957		Class Number
	Quantities	Values (\$)	Quantities	Values (\$)	
400 U STATES	2396	843	5738	2163	
COMMON OR LAUNDRY SOAP	4387	1228	12633	3275	8232
100 U KINGDOM	LB		2221	193	
327 FRANCE			28440	3210	
354 NETHRLNDS			1201	122	
400 U STATES	84100	11632	601995	86087	
LIQUID SOAP	84100	11632	633857	89612	8234
100 U KINGDOM	1515	853	10043	1724	
400 U STATES	116650	30616	1062737	227440	
SOAP POWDERS AND FLAKES	118165	31469	1072780	229164	8235
100 U KINGDOM	LB		55980	6881	
400 U STATES	672577	100213	3828645	577494	
TOILET SOAP N O P	672577	100213	3884625	584375	8236
100 U KINGDOM		7236		46458	
305 AUSTRIA				618	
306 BELGIUM		2035		8073	
318 DENMARK		91		326	
327 FRANCE		529		3548	
335 GERMANY W		400		5865	
344 ITALY				149	
354 NETHRLNDS		1419		2519	
372 SPAIN		509		944	
375 SWEDEN				370	
389 IRELAND				151	
400 U STATES		124219		401123	
WHALE OIL SOAP		136438		470144	8237
100 U KINGDOM	4200	233	23240	1294	
400 U STATES	1861	231	14204	1629	
SOAP N O P	6061	464	37444	2923	8238
100 U KINGDOM		293		7129	
327 FRANCE				316	
335 GERMANY W		80		1327	
376 SWITZRLND				603	
400 U STATES		14976		83939	
ALUM IN BULK NOT CALCINED		15349		93314	8251
100 U KINGDOM	872	3204	6443	21343	
335 GERMANY W			106	755	
354 NETHRLNDS			264	333	
400 U STATES	142	743	2759	13554	
CHLORIDE OF ALUMINUM	1014	3947	9572	35985	8252
400 U STATES	1189	18294	13457	191767	
SULPHATE OF IRON COPPERAS	1189	18294	13457	191767	8253
100 U KINGDOM			1657	2291	
400 U STATES	2105	3027	10787	17024	
SULPHATE OF ALUMINA ALUM CAKE	2105	3027	12444	19315	8254
100 U KINGDOM	1000	1836	23211	42919	
335 GERMANY W	2600	4308	4865	8220	
400 U STATES	36387	70058	71224	134702	
AMMONIA NITRATE	39987	76202	99300	185841	8261
100 U KINGDOM	LB		560	61	
400 U STATES	25000	1339	182109	12948	
SAL AMMONIAC	25000	1339	182669	13009	8262
100 U KINGDOM	825	76	171455	11719	
335 GERMANY W			44200	1632	
400 U STATES	8411	988	81295	7116	
SAL AMMONIAC SKIMMINGS	9236	1064	296950	20467	8263
306 BELGIUM			44100	3117	
335 GERMANY W	44035	3057	44035	3057	
400 U STATES	2600	559	314728	29522	
AMMONIA COMPOUNDS N O P	46635	3616	402863	35696	8264
100 U KINGDOM	19680	3277	210093	28651	
335 GERMANY W	2110	86	60311	4119	
354 NETHRLNDS			10571	1742	
400 U STATES	765433	37529	4895503	188488	
AMMONIA ANHYDROUS	787223	40892	5176478	223000	8265
400 U STATES	5179200	184611	28330105	1026948	
ANTIMONY SALTS TARTAR EMETIC	5179200	184611	28330105	1026948	8271
335 GERMANY W	LB		2205	1111	
400 U STATES	2911	1766	14350	8210	
ARSENOUS OXIDE ARSEN SULPHIDE	2911	1766	16555	9321	8273
400 U STATES	LB		600	247	
COPPER SUBACETATE PRECIPITATE	LB		600	247	8274
COPPER SULPHATE	LB				8275
100 U KINGDOM	52560	5384	858620	93879	
375 SWEDEN			6600	103	
400 U STATES	116856	22540	589573	111314	
	169416	27924	1454793	205296	

IMPORTS INTO CANADA FOR CONSUMPTION

151

Articles and Countries from which Imported	MONTH OF JULY 1957		SEVEN MONTHS ENDED JULY 1957		Class Number
	Quantities	Values (\$)	Quantities	Values (\$)	
TIN BICHLORIDE TIN CRYSTALS	LB				8277
100 U KINGDOM		95	4000	2653	
400 U STATES	100		6608	7921	
	100	95	10608	10574	
ZINC CHLORIDE	LB				8278
100 U KINGDOM	11200	1027	58496	5681	
400 U STATES	3314	512	88711	9025	
	14514	1539	147207	14706	
ZINC SULPHATE	LB				8279
100 U KINGDOM	35840	1357	1022912	38590	
306 BELGIUM			154000	8742	
335 GERMANY W	62046	2848	204092	7431	
400 U STATES	62100	5358	393775	33245	
	159986	9563	1774779	88008	
BISMUTH SALTS					8291
100 U KINGDOM		1563		13356	
		1563		13356	
LEAD ACETATE NOT GROUND	LB				8292
100 U KINGDOM	2450	401	50320	8707	
400 U STATES			800	215	
	2450	401	51120	8922	
LEAD ARSENATE	LB				8293
400 U STATES			73056	15421	
			73056	15421	
LEAD NITRATE NOT GROUND	LB				8294
100 U KINGDOM	6944	996	119672	17063	
400 U STATES	5400	1383	22392	5072	
	12344	2379	142064	22135	
COMPOUNDS OF TETRAETHYL LEAD	LB				8295
400 U STATES	726110	260523	3447483	1239399	
	726110	260523	3447483	1239399	
BROMINE	LB				8301
100 U KINGDOM			432	162	
400 U STATES	100	161	12331	7499	
	100	161	12763	7661	
CHLORINE LIQUID CHLORINE GAS	LB				8303
400 U STATES	6333500	181428	42331350	1194280	
	6333500	181428	42331350	1194280	
IODINE CRUDE	LB				8304
312 CHILE			19966	21083	
400 U STATES	2893	3070	27261	28457	
	2893	3070	47227	49540	
IODIZED SALTS FOR ANIMALS					8305
400 U STATES				2114	
				2114	
CALCIUM ARSENATE	LB				8311
400 U STATES	30000	1910	81000	4952	
	30000	1910	81000	4952	
CALCIUM CHLORIDE	CWT				8315
335 GERMANY W			190	958	
400 U STATES	143541	210443	554941	800701	
	143541	210443	555131	801659	
CHLORIDE OF LIME	CWT				8316
100 U KINGDOM	2047	7827	6714	25464	
347 JAPAN			88	1214	
354 NETHRLNDS			110	341	
400 U STATES	840	19945	4018	74794	
	2887	27772	10930	101813	
CALCIUM MOLYBDATE	LB				8318
400 U STATES	4645	4799	149674	273323	
	4645	4799	149674	273323	
CALCIUM COMPS NOP EXC CITRATE	LB				8319
100 U KINGDOM	19380	7872	162913	27947	
318 DENMARK			231	220	
327 FRANCE	720	865	1273	1652	
344 ITALY			440	824	
354 NETHRLNDS	2425	548	188340	41153	
359 NORWAY			20000	543	
376 SWITZRLND	4400	9875	33331	31055	
400 U STATES	350609	50752	3186243	335481	
	377534	69912	3592771	438875	
CREAM OF TARTAR IN CRYSTALS	LB				8322
100 U KINGDOM	25200	6886	54320	15245	
344 ITALY	12275	2754	57522	13393	
	37475	9640	111842	28638	
POTASH AND PEARL ASH	LB				8323
335 GERMANY W	26673	2327	49583	4383	
400 U STATES	81416	6124	292626	24797	
	108089	8451	342209	29180	
POTASH BICARBONATE	LB				8325
100 U KINGDOM			1120	143	
			1120	143	
POTASH BICHROMATE CRUDE	LB				8326
100 U KINGDOM	2500	430	32600	4856	
335 GERMANY W			13026	1865	
400 U STATES	14800	2429	195440	33009	
	17300	2859	241066	39730	
POTASH CAUSTIC	LB				8327
100 U KINGDOM	6638	594	6638	594	
327 FRANCE	21978	2759	130538	13132	
335 GERMANY W	21385	1909	136861	11897	
354 NETHRLNDS			18551	1662	
375 SWEDEN			8500	1834	
400 U STATES	512298	21453	4197088	174339	
	562299	26715	4498176	203458	

IMPORTS INTO CANADA FOR CONSUMPTION

Articles and Countries from which Imported	MONTH OF JULY 1957		SEVEN MONTHS ENDED JULY 1957		Class Number
	Quantities	Values (\$)	Quantities	Values (\$)	
POTASH CHLORATE GROUND 376 SWITZRLND 400 U STATES	LB 22000	2817	76646 27744	10248 5099	8329
	22000	2817	104390	15347	
POTASH RED OR YELLOW PRUSSIAE 335 GERMANY W 354 NETHRLNDS 400 U STATES	LB 440	211	6000 4480 5028	1818 1279 2343	8330
	440	211	15508	5440	
POTASH NITRATE OR SALTPETRE 100 U KINGDOM 335 GERMANY W 390 GERMANY E 400 U STATES	LB 440	162	23922 414922 44532 5875	1934 21644 2910 1046	8331
	440	162	489251	27534	
POTASH COMPOUNDS N O P 100 U KINGDOM 327 FRANCE 335 GERMANY W 354 NETHRLNDS 400 U STATES	LB 34938	7153	105527 1596 35556 147981 2259484	25542 880 4229 26248 280167	8332
	34938	7153	2550144	337066	
CLEANING COMPOUNDS SODIUM BASE 100 U KINGDOM 400 U STATES	LB 1613363	198972	11892 10033334	1539 1263564	8337
	1613363	198972	10045226	1265103	
SODA BENZOATE 354 NETHRLNDS 400 U STATES	LB		10000 20700	2904 1821	8338
			30700	4725	
SODA BROMIDE 100 U KINGDOM 400 U STATES	LB 6600	2195	29721 5935	9714 2055	8339
	6600	2195	35656	11769	
SODA CITRATE 400 U STATES	LB		5000	1542	8340
			5000	1542	
BAKING POWDER 335 GERMANY W	LB 650	171	5469	1548	8341
	650	171	5469	1548	
BORAX 400 U STATES	LB 2083001	54639	12229689	353933	8342
	2083001	54639	12229689	353933	
GLAUBER SALTS 100 U KINGDOM 335 GERMANY W 376 SWITZRLND 400 U STATES	LB 53500	1508	4383 481338 500	309 7509 74	8343
	53500	1508	1333175	23929	
			1819396	31821	
SODA ARSENIATE BINARSENIAE 100 U KINGDOM 400 U STATES	LB 11200	902	56000	4710	8344
	8400	4821	36800	20055	
	19600	5723	92800	24765	
SODA ASH OR BARILLA 100 U KINGDOM 400 U STATES	LB 781240	23082	17917416	264236	8345
	13182200	272590	104198610	1686665	
	13963440	295672	122116026	1950901	
SODA BICARBONATE 100 U KINGDOM 400 U STATES	LB 320000	6790	2889000	52954	8346
	582653	14628	5653733	141716	
	902653	21418	8542733	194670	
SODA BICHRIMATE 100 U KINGDOM 207 UN SO AFR 335 GERMANY W 365 POLAND 400 U STATES	LB 138175	17494	1163555	138259	8347
	30300	3736	71800	9164	
			88115	9873	
	32904	3104	39518	3729	
	139800	16724	2140981	253631	
	341179	41058	3503969	414656	
SODA BISULPHATE DR NITRE CAKE 100 U KINGDOM 400 U STATES	LB 10000	267	20000	572	8348
	96680	2249	2212505	56460	
	106680	2516	2232505	57032	
SODA BISULPHITE 100 U KINGDOM 335 GERMANY W 354 NETHRLNDS 400 U STATES	LB 11200	592	127864	6581	8349
			20000	804	
	2204	118	4408	237	
	150600	6509	413700	17967	
	164004	7219	565972	25589	
SODA CAUSTIC IN PACKAGES 100 U KINGDOM 327 FRANCE 375 SWEDEN 400 U STATES	LB 1995710	69170	70924 12072 12000	3235 517 1856	8350
	1995710	69170	11971836	448158	
			12066832	453766	
SODA CAUSTIC IN SOLUTION 400 U STATES	LB 14068928	194961	121656046	1565187	8352
	14068928	194961	121656046	1565187	
SODA CHLORATE 400 U STATES	LB		520	187	8353
			520	187	
SODIUM CYANIDE 100 U KINGDOM 335 GERMANY W 400 U STATES	LB 911684	114685	3443542 486000	435075 65920	8354
	15000	2765	94000	17038	
	926684	117450	4023542	518033	

IMPORTS INTO CANADA FOR CONSUMPTION

Articles and Countries from which Imported	MONTH OF JULY 1957		SEVEN MONTHS ENDED JULY 1957		Class Number
	Quantities	Values (\$)	Quantities	Values (\$)	
SODIUM GLUTAMATE	LB				8 355
313 CHINA			10000	9801	
347 JAPAN		394	7421	8429	
400 U STATES		641	202906	222166	
		67194	220327	240396	
SODA HYPOSULPHITE	LB				8 356
100 U KINGDOM		67200	217280	7353	
400 U STATES		44528	333018	21064	
		111728	550298	28417	
SODA NITRITE	LB				8 357
100 U KINGDOM		13440	424840	18148	
335 GERMANY W			92595	3545	
400 U STATES			9250	1227	
		13440	526685	22920	
SODA PEROXIDE	LB				8 358
100 U KINGDOM		60300	306868	39949	
400 U STATES		3693	249352	46164	
		63993	556220	86113	
SODA PHOSPHATE N O P	LB				8 359
100 U KINGDOM		500	6656	3528	
335 GERMANY W			2310	381	
400 U STATES			3437066	340612	
		315466	3446032	344521	
SODA PRUSSIAE	LB				8 360
306 BELGIUM		30000	30000	3420	
335 GERMANY W		44092	81492	7864	
390 GERMANY E			110230	11828	
400 U STATES			90000	11956	
		27000	311722	35068	
SODA SAL	LB				8 361
400 U STATES			3600	234	
			3600	234	
SODA SILICATE	LB				8 362
100 U KINGDOM		140000	539761	15993	
400 U STATES		711747	3648816	171948	
		851747	4188577	187941	
SODA SULPHATE CRUDE SALT CAKE	LB				8 363
100 U KINGDOM			6720000	57485	
400 U STATES		4041180	23456184	205520	
		4041180	30176184	263005	
SODA SULPHIDE	LB				8 364
100 U KINGDOM		12096	378940	15700	
400 U STATES			1334604	66395	
		111250	1713544	82095	
SODA SULPHITE	LB				8 365
100 U KINGDOM		728000	3540100	70465	
400 U STATES		279900	2248980	73496	
		1007900	5789080	143961	
SODIUM COMPOUNDS N O P	LB				8 366
100 U KINGDOM		201715	999059	154635	
317 CZECHO S			22046	1047	
318 DENMARK		20000	130000	6314	
327 FRANCE			66703	18595	
335 GERMANY W		40710	255073	50215	
347 JAPAN			1100	1181	
354 NETHRLNDS		12200	27000	12216	
372 SPAIN			62125	2518	
375 SWEDEN			46393	13826	
376 SWITZRLND			110	627	
400 U STATES			10635058	789847	
		1176422	12244667	1051021	
SODA PHOSPHATE DISODIUM	LB				8 367
400 U STATES		8000	63500	5059	
		8000	63500	5059	
SODA PHOSPHATE TRISODIUM	LB				8 368
400 U STATES		91141	489767	25163	
		91141	489767	25163	
SODA FLUORIDE	LB				8 369
100 U KINGDOM		20000	354724	39981	
400 U STATES			29763	6436	
		20000	384487	46417	
SODA ANTIMONATE	LB				8 370
400 U STATES			121000	31174	
			121000	31174	
ACID PHOSPHATE NOT MEDICINAL	LB				8 371
100 U KINGDOM		22400	24600	3746	
400 U STATES		89400	1009777	94784	
		111800	1034377	98530	
BARIUM PEROXIDE	LB				8 372
HYDROGEN PEROXIDES IN SOLUTION	LB				8 373
400 U STATES		239793	1635931	343981	
		239793	1635931	343981	
MAGNESIUM CARBONATE	LB				8 374
100 U KINGDOM		65740	288302	19372	
400 U STATES		1000	16950	1674	
		66740	305252	21046	
MAGNESIUM SALTS COMPOUNDS NOP	LB				8 375
100 U KINGDOM		37870	133431	45226	
335 GERMANY W		10890	46902	1838	
354 NETHRLNDS			22046	307	
400 U STATES			7161617	182915	
		192984	7363996	230286	
		241744			

IMPORTS INTO CANADA FOR CONSUMPTION

Articles and Countries from which Imported	MONTH OF JULY 1957		SEVEN MONTHS ENDED JULY 1957		Class Number
	Quantities	Values (\$)	Quantities	Values (\$)	
MAGNESIUM SULPHATE EPSOM SALTS	LB				8376
100 U KINGDOM	12600	452	44238	1757	
335 GERMANY W	231887	2222	1301656	11552	
354 NETHRLNDS			10935	148	
400 U STATES	149000	3020	1239200	25212	
	393487	5694	2596029	38669	
MERCURY SALTS					8377
100 U KINGDOM				11231	
400 U STATES				1817	
				13048	
PHOSPHORUS AND COMPOUNDS N O P	LB				8378
100 U KINGDOM			11	62	
400 U STATES	27805	4374	136459	23088	
	27805	4374	136470	23150	
RADIUM					8379
100 U KINGDOM				14856	
306 BELGIUM		43206		216006	
400 U STATES		1973		31591	
		45179		262453	
MOLYBDENUM OXIDE	LB				8380
400 U STATES	205	217	354178	245437	
	205	217	354178	245437	
ETHYL CHLORIDE	LB				8388
335 GERMANY W			532	253	
400 U STATES	1989751	134280	13954150	969910	
	1989751	134280	13954682	970163	
ACETONE					8389
400 U STATES		1367		8311	
		1367		8311	
ETHYLENE DICHLORIDE	LB				8390
400 U STATES	8550	850	41126	3875	
	8550	850	41126	3875	
AMYL ACETATE					8391
100 U KINGDOM				415	
400 U STATES		215		14083	
		215		14498	
BLACKING SHOE LEATHER DRESSING					8392
100 U KINGDOM		2019		29876	
306 BELGIUM		253		334	
327 FRANCE		135		514	
335 GERMANY W		257		595	
344 ITALY		880		984	
354 NETHRLNDS		2483		8249	
375 SWEDEN		552		1414	
376 SWITZRLND		3232		14356	
400 U STATES		98908		760935	
		108719		817257	
BLUEING LAUNDRY					8393
100 U KINGDOM		2681		46463	
400 U STATES		185		12264	
		2866		58727	
CAMPHOR NATURAL OR SYNTHETIC	LB				8394
100 U KINGDOM			8270	3432	
335 GERMANY W	6614	2941	11022	4921	
393 TAIWAN			1000	381	
400 U STATES	1075	839	17911	11484	
	7689	3780	38203	20218	
CARBON BISULPHIDE N O P	LB				8395
400 U STATES			33374	2567	
			33374	2567	
CARBON TETRACHLORIDE	LB				8396
335 GERMANY W			73127	5972	
400 U STATES			12168	1778	
			85295	7750	
CHLOROFORM	LB				8397
100 U KINGDOM			650	349	
335 GERMANY W	3080	457	3080	457	
400 U STATES	22875	4265	188354	34393	
	25955	4722	192084	35199	
CYANIDE OF POTASSIUM	LB				8398
100 U KINGDOM	17360	5697	93376	29347	
335 GERMANY W			42995	13973	
400 U STATES	1096	450	26865	10534	
	18456	6147	163236	53854	
ETHYLENE GLYCOL FOR ANTIFREEZE	LB				8399
ETHYLENE GLYCOL N O P	LB				8400
400 U STATES	20900	3233	30395	5602	
	20900	3233	30395	5602	
FORMALDEHYDE	LB				8401
100 U KINGDOM			2400	96	
400 U STATES	911101	34033	4464963	172544	
	911101	34033	4467363	172640	
GLYCERINE CRUDE	LB				8402
400 U STATES	397400	66379	2267030	382810	
	397400	66379	2267030	382810	
GLYCERINE FOR EXPLOSIVES	LB				8403
100 U KINGDOM	448000	96735	504000	108114	
400 U STATES	161920	40205	1023060	260624	
	609920	136940	1527060	368738	
GLYCERINE N O P	LB				8404
335 GERMANY W	31102	8208	31102	8208	
400 U STATES	55860	15571	144208	40646	
	86962	23779	175310	48854	

IMPORTS INTO CANADA FOR CONSUMPTION

Articles and Countries from which Imported		MONTH OF JULY 1957		SEVEN MONTHS ENDED JULY 1957		Class Number
		Quantities	Values (\$)	Quantities	Values (\$)	
INK PRINTING	100 U KINGDOM	LB 37996	17081	328564	147974	8405
	305 AUSTRIA	5190	1550	7872	2717	
	318 DENMARK			5869	4216	
	335 GERMANY W	4522	2994	28393	18666	
	347 JAPAN	724	454	724	454	
400 U STATES	91419	63796	949579	485876		
		139851	85875	1321001	659903	
INK ROTOGRAVURE	400 U STATES	LB 86161	20311	568199	148750	8406
		86161	20311	568199	148750	
INK WRITING	100 U KINGDOM		808		2312	8407
	231 HONG KONG				128	
	335 GERMANY W		152		849	
	400 U STATES		7938		70550	
			8898		73839	
NAPHTHALENE FLAKES AND BALLS	100 U KINGDOM	LB 22400	1950	22400	1950	8408
	306 BELGIUM	1777	139	234558	13958	
	335 GERMANY W			148831	10791	
	354 NETHRLNDS	105854	7870	392864	29519	
	400 U STATES			12640	1452	
		130031	9959	811293	57670	
NITROUS ETHER	100 U KINGDOM	GAL			17	8409
	400 U STATES				10	
					27	
CHEMICALS FOR SYNTHETIC RESINS	400 U STATES	LB 98499	25563	614252	153656	8410
		98499	25563	614252	153656	
SULPHURIC ETHER	100 U KINGDOM	LB 860	451	1907	990	8411
	400 U STATES	30723	5545	324066	54894	
		31583	5996	325973	55884	
THEOBROMINE DIMETHYL SULPHATE		LB				8412
POLISH KNIFE OR OTHER N O P	100 U KINGDOM		579		14843	8413
	234 AUSTRALIA				69	
	318 DENMARK				143	
	335 GERMANY W		226		5657	
	354 NETHRLNDS		677		1618	
	359 NORWAY				54	
	375 SWEQEN				545	
	400 U STATES		44481		311213	
			45963		334142	
VANILLIN	100 U KINGDOM	LB 750	3045	5650	23340	8414
	335 GERMANY W			672	3560	
	400 U STATES	200	592	360	1052	
		950	3637	6682	27952	
ALL OTHER DRUGS CHEMICALS N O P	100 U KINGDOM		385107		2639693	8415
	207 UN SO AFR		749		1064	
	220 BERMUDA		1748		4424	
	231 HONG KONG		1563		24193	
	234 AUSTRALIA		2093		2436	
	236 NEW ZEAL		1435		15544	
	305 AUSTRIA		202		392	
	306 BELGIUM		1041		12947	
	314 COLOMBIA				1070	
	317 CZECHO S				3236	
	318 DENMARK		5558		48453	
	327 FRANCE		26177		319549	
	335 GERMANY W		163921		487568	
	344 ITALY		6303		22052	
	347 JAPAN		4517		29213	
	352 MEXICO		993		5657	
	353 MOROCCO		3100		3100	
	354 NETHRLNDS		9386		87734	
	359 NORWAY				1342	
	372 SPAIN				400	
	375 SWEDEN		2809		18690	
	376 SWITZRLND		34760		354008	
	381 ALASKA		191		191	
	387 VENEZUELA				882	
	400 U STATES		4397791		33783508	
			5049444		37867346	
PHTHALIC ANHYDRIDE	305 AUSTRIA	LB		44092	7593	
	306 BELGIUM			145600	21370	
	327 FRANCE	242527	33271	518068	71918	
	335 GERMANY W	106120	16339	218088	34590	
	344 ITALY	614536	88291	1862719	278278	
	354 NETHRLNDS			11023	1586	
	365 POLAND	59163	8177	169363	23077	
	400 U STATES	163040	32699	306880	62828	
		1185386	178777	3275833	501240	
MATERIALS N O P FOR PLASTICS	100 U KINGDOM				7577	8422
	207 UN SO AFR				4288	
	335 GERMANY W		16938		115397	
	354 NETHRLNDS				4724	
	376 SWITZRLND				318	
	400 U STATES		782564		5252121	
			799502		5384425	

IMPORTS INTO CANADA FOR CONSUMPTION

Articles and Countries from which Imported	MONTH OF JULY 1957		SEVEN MONTHS ENDED JULY 1957		Class Number
	Quantities	Values (\$)	Quantities	Values (\$)	
CASINGS SYNTHETIC FOR MEATS	LB				8423
335 GERMANY W			4584	6781	
400 U STATES	37537	47823	182879	243560	
TUNGSTEN CARBIDE IN TUBES			187463	250341	8425
400 U STATES		15859		73684	
BUTADIENE				73684	8428
400 U STATES		481659		3629826	
ETHYL BENZENE	GAL			3629826	8429
GASOLINE ANTI OXIDANTS	LB				8430
400 U STATES	24159	19395	259047	193465	
SYNTHETIC RESIN GLUE			259047	193465	8431
100 U KINGDOM	LB		3658	430	
335 GERMANY W		220	72	2764	
344 ITALY		2193	1349	1855	
354 NETHRLNDS		132	60	60	
400 U STATES		142204	48803	1484206	
		144749	50284	481843	
RIBOFLAVIN					8432
376 SWITZRLND				20683	
400 U STATES		44895		192290	
YEAST DEAD OR INACTIVE	LB			212973	8433
400 U STATES	3457	1502	279255	67199	
CATALYSTS PETROLEUM REFINING			279255	67199	8434
100 U KINGDOM				53601	
400 U STATES		407457		3989215	
FATTY ALCOHOLS				4042816	8435
335 GERMANY W		546		74035	
354 NETHRLNDS		1054		1054	
400 U STATES		68929		522537	
MATERIALS NOP FOR CHROM OXIDE				597626	8436
FLUORESCENT COATING OR POWDER	LB				8437
400 U STATES	9115	31714	62164	225704	
CELLULOSE ESTERS NO ADMIXTURE			62164	225704	8500
100 U KINGDOM		385		385	
347 JAPAN				163	
400 U STATES		131610		1103738	8530
CELLULOSE COMPSD MOULDING ETC				1104286	
100 U KINGDOM				14028	8550
400 U STATES		40452		557846	
CELLULOSE PLASTICS FOAMD EXPND				571874	8550
318 DENMARK				288	
335 GERMANY W				10730	
400 U STATES		4838		33884	
CELLULOSE COMPOUNDS N O P				44902	8570
400 U STATES		2067		34843	
CELLULOSE PLASTIC PRIM SHAPES				34843	8600
100 U KINGDOM		1439		17229	
335 GERMANY W		1624		6422	
344 ITALY				8573	
376 SWITZRLND				1310	
400 U STATES		127256		980135	
CELLUL PLAST SHAPES REINFORCED				1013669	8630
100 U KINGDOM		1710		4303	
335 GERMANY W				4152	
400 U STATES		40871		205702	8650
LAMINATD MOULDED CELL PLASTICS		42581		214157	
100 U KINGDOM		978		7718	8670
400 U STATES		17000		120427	
CELL NITRATE ENGRAVING SHEETS				128145	8700
100 U KINGDOM				737	
335 GERMANY W				5925	
400 U STATES		12590		63256	
MFRS OF CELLULOSE PLASTICS NOP				69918	8700
100 U KINGDOM		1917		94933	
231 HONG KONG				569	
305 AUSTRIA				262	
306 BELGIUM		758		1308	
322 EGYPT				176	
326 FINLAND				100	
327 FRANCE		114		1704	
335 GERMANY W		1329		7265	
344 ITALY		121		867	
347 JAPAN		264		3486	
354 NETHRLNDS				547	
359 NORWAY				101	
375 SWEDEN		116		3456	
376 SWITZRLND				135	

IMPORTS INTO CANADA FOR CONSUMPTION

Articles and Countries from which Imported	MONTH OF JULY 1957		SEVEN MONTHS ENDED JULY 1957		Class Number
	Quantities	Values (\$)	Quantities	Values (\$)	
400 U STATES		182657		1006297	
MFRS OF REGEN CELLULOSE NOP		187276		1121206	
100 U KINGDOM		13702		231369	8720
231 HONG KONG		182		1464	
305 AUSTRIA		1373		1968	
318 DENMARK				212	
327 FRANCE				1023	
335 GERMANY W		98		1850	
344 ITALY				206	
347 JAPAN		525		1972	
359 NORWAY				280	
375 SWEDEN		1634		10838	
376 SWITZRLND		2404		6171	
400 U STATES		99552		805944	
		119470		1063297	
SYNTHETIC RESINS NO ADMIXTURE					8750
100 U KINGDOM		3647		70939	
327 FRANCE		7931		33175	
335 GERMANY W		13399		52722	
344 ITALY		15132		24395	
359 NORWAY		1255		3397	
376 SWITZRLND				1691	
400 U STATES		1240086		11808059	
		1281450		11994378	
SYNTHETIC RESINS IN SOLUTIONS					8770
100 U KINGDOM		643		1352	
327 FRANCE		3763		3763	
335 GERMANY W		11226		44970	
400 U STATES		381883		2778377	
		397515		2828462	
SYNTH RESIN COMPOD MOUNG ETC					8800
100 U KINGDOM		18898		152736	
335 GERMANY W		2020		17632	
344 ITALY				3735	
400 U STATES		243836		2301601	
		264754		2475704	
SYNTH RESINS FOAMED EXPANDED					8830
100 U KINGDOM				64	
335 GERMANY W		6508		111241	
354 NETHRLNDS		314		1084	
400 U STATES		77932		423316	
		84754		535705	
SYNTH RESIN COMPOSITIONS NOP					8850
100 U KINGDOM		791		853	
335 GERMANY W		640		2649	
344 ITALY				625	
400 U STATES		86752		1430316	
		88183		1434443	
SYNT OR PROT PLAST PRIM SHAPES					8870
100 U KINGDOM		39721		404344	
335 GERMANY W		21784		151603	
344 ITALY		1973		9881	
347 JAPAN		92		1231	
354 NETHRLNDS				289	
372 SPAIN		1200		1200	
400 U STATES		601251		5131342	
		666021		5699890	
SYNTH RESIN SHAPES REINFORCED					8900
100 U KINGDOM		322		32703	
306 BELGIUM				3502	
335 GERMANY W		405		945	
400 U STATES		116438		1061626	
		117165		1098776	
LAMIN PLASTICS SYN RES BONDED					8930
100 U KINGDOM		1182		24145	
400 U STATES		62423		453516	
		63605		477661	
MFRS OF SYNT RES OR PROT PLAST					8950
100 U KINGDOM		32506		259142	
224 JAMAICA				108	
231 HONG KONG		755		3827	
234 AUSTRALIA		71		334	
305 AUSTRIA				3731	
306 BELGIUM		61		3082	
317 CZECHO S				1978	
318 DENMARK		659		7989	
327 FRANCE		2137		17723	
335 GERMANY W		11455		99089	
344 ITALY		7589		29862	
347 JAPAN		5262		43176	
354 NETHRLNDS		1172		3862	
359 NORWAY		1057		3389	
375 SWEDEN		420		2472	
376 SWITZRLND		187		3927	
381 ALASKA		75		75	
384 P RICO		100		18232	
400 U STATES		1132818		8815093	
		1196324		9317091	

IMPORTS INTO CANADA FOR CONSUMPTION

Articles and Countries from which Imported	MONTH OF JULY 1957		SEVEN MONTHS ENDED JULY 1957		Class Number
	Quantities	Values (\$)	Quantities	Values (\$)	
GROUP 9					
MISCELLANEOUS COMMODITIES					
FILM FOR REPRODUCTION	FEET				9000
100 U KINGDOM	37393	2057	246939	12664	
400 U STATES	307967	17835	2547074	161535	
	345360	19892	2794013	174199	
BAGATELLE OR OTHER GAME BOARDS					9001
100 U KINGDOM		11116		27117	
231 HONG KONG		195		400	
327 FRANCE				782	
335 GERMANY W		370		578	
344 ITALY				144	
347 JAPAN				113	
354 NETHRLNDS				947	
400 U STATES		31919		418680	
		43600		448761	
BALLS CUES CUE RACKS CUE TIPS					9002
100 U KINGDOM		120		21564	
327 FRANCE		1732		4656	
335 GERMANY W				1278	
400 U STATES		271		3917	
		2123		31415	
BILLIARD TABLES	NO				9003
100 U KINGDOM	1	343	3	659	
400 U STATES	11	478	55	2798	
	12	821	58	3457	
BALLS TENNIS	DOZ				9004
100 U KINGDOM	964	2141	22597	51077	
400 U STATES	12	68	107	512	
	976	2209	22704	51589	
BALLS ALL KINDS NOP FOR SPORTS					9005
100 U KINGDOM		8273		38136	
215 INDIA				1592	
216 PAKISTAN		510		2282	
231 HONG KONG		229		229	
234 AUSTRALIA		388		3261	
236 NEW ZEAL				96	
306 BELGIUM		1559		6760	
317 CZECHO S				304	
327 FRANCE		660		1863	
335 GERMANY W		362		2272	
340 HUNGARY				194	
344 ITALY		767		1807	
347 JAPAN		852		4651	
354 NETHRLNDS		774		7710	
400 U STATES		23597		159861	
		37971		231018	
FILMS X RAY					9006
100 U KINGDOM		104966		681496	
306 BELGIUM		36078		260581	
344 ITALY				8783	
400 U STATES		64094		915724	
		205138		1866584	
GUN COVERS GAME BAGS					9007
100 U KINGDOM		86		86	
347 JAPAN		430		1004	
400 U STATES		3564		10990	
		4080		12080	
CRICKET BATS BALLS GLOVES					9008
100 U KINGDOM		506		11075	
215 INDIA				164	
234 AUSTRALIA				623	
		506		11862	
DOLLS					9009
100 U KINGDOM		11871		39394	
224 JAMAICA				237	
231 HONG KONG		3597		18711	
305 AUSTRIA		230		230	
327 FRANCE		1053		1384	
335 GERMANY W		3719		9424	
344 ITALY		9635		28681	
347 JAPAN		4375		40881	
365 POLAND		1269		3548	
376 SWITZRLND				96	
389 IRELAND				68	
400 U STATES		10361		74709	
		46110		217363	
FILMS PHOTOGRAPHERS					9010
100 U KINGDOM		37552		197175	
306 BELGIUM		14041		239258	
327 FRANCE				1482	
335 GERMANY W		4889		18230	
347 JAPAN				1129	
400 U STATES		507851		2711443	
		564333		3168717	
FILMS CINEMATOGRAPH POSITIVES	FEET				9011
100 U KINGDOM	267453	25102	2926620	235975	
207 UN SO AFR			1100	88	
215 INDIA			5738	459	
218 MALAYA			160	400	
231 HONG KONG			700	56	

IMPORTS INTO CANADA FOR CONSUMPTION

159

Articles and Countries from which Imported	MONTH OF JULY 1957		SEVEN MONTHS ENDED JULY 1957		Class Number
	Quantities	Values (\$)	Quantities	Values (\$)	
234 AUSTRALIA			32457	3138	
305 AUSTRIA	1100	88	5100	408	
306 BELGIUM	7454	596	41379	2802	
317 CZECHO S			6613	520	
322 EGYPT			4700	312	
326 FINLAND			3862	309	
327 FRANCE	462036	33417	3614677	211622	
335 GERMANY W	3650	347	60835	4777	
340 HUNGARY			4080	326	
343 IRAQ			2100	168	
344 ITALY	35575	2846	269063	20534	
347 JAPAN	2400	287	22312	1766	
354 NETHRLNDS	4784	412	8495	838	
359 NORWAY	4100	328	4100	328	
360 ISRAEL			1800	144	
372 SPAIN	787	50	12598	389	
375 SWEDEN			1220	1634	
376 SWITZRLND	1056	125	30440	1275	
380 USSR	11060	885	141193	10102	
381 ALASKA			1000	96	
383 HAWAII	800	155	800	155	
400 U STATES	4870306	396701	33165486	2718228	
	5672561	461339	40368628	3216849	
FILMS FOR AERIAL PHOTOGRAPHY					9012
400 U STATES		794		18185	
		794		18185	
FISHING RODS					9013
100 U KINGDOM		1417		17197	
318 DENMARK				1462	
327 FRANCE				185	
347 JAPAN		4881		117561	
359 NORWAY				86	
375 SWEDEN				995	
400 U STATES		26905		336100	
		33203		473586	
GOLF CLUBS AND FINISHED PARTS					9014
100 U KINGDOM		357		18386	
234 AUSTRALIA				82	
400 U STATES		21773		216833	
		22130		235301	
MECHANICAL TOYS OF METAL					9016
100 U KINGDOM		11360		53535	
231 HONG KONG		1457		6456	
305 AUSTRIA				308	
318 DENMARK		1998		3249	
335 GERMANY W		40043		94806	
344 ITALY				926	
347 JAPAN		182564		632126	
400 U STATES		52538		189361	
		289960		980767	
METAL JUVENILE CONSTR SETS					9017
100 U KINGDOM		34661		37250	
335 GERMANY W		287		287	
347 JAPAN				342	
400 U STATES		1314		23257	
		36262		61136	
TOYS OF ALL KINDS N O P					9018
100 U KINGDOM		159497		698409	
231 HONG KONG		10810		78817	
234 AUSTRALIA		3222		7119	
305 AUSTRIA		748		2737	
306 BELGIUM		1283		10763	
317 CZECHO S				5884	
318 DENMARK		4058		41054	
327 FRANCE		351		3997	
335 GERMANY W		55288		174781	
340 HUNGARY				3509	
344 ITALY		893		5805	
347 JAPAN		243151		960218	
352 MEXICO				87	
354 NETHRLNDS		162		7462	
359 NORWAY				92	
365 POLAND				1088	
372 SPAIN		75		301	
375 SWEDEN				6314	
376 SWITZRLND				323	
383 HAWAII				86	
390 GERMANY E		7434		19954	
400 U STATES		286394		1599970	
		773366		3628770	
SPORTSMENS FISHING TACKLE NOP					9019
100 U KINGDOM		19670		201782	
231 HONG KONG				9086	
234 AUSTRALIA		1715		11304	
317 CZECHO S				1002	
318 DENMARK				982	
327 FRANCE		11836		221786	
335 GERMANY W		3185		65536	
344 ITALY				8944	
347 JAPAN		20057		255290	
359 NORWAY		4835		62198	
372 SPAIN				2884	
375 SWEDEN		328		36725	
376 SWITZRLND		141		10645	
389 IRELAND				347	
400 U STATES		212628		2286711	
		274395		3175222	

IMPORTS INTO CANADA FOR CONSUMPTION

Articles and Countries from which Imported	MONTH OF JULY 1957		SEVEN MONTHS ENDED JULY 1957		Class Number
	Quantities	Values (\$)	Quantities	Values (\$)	
FILMS CINEMATOGRAPH NEGATIVE					9020
100 U KINGDOM				53	
306 BELGIUM		769		4483	
400 U STATES		14220		77946	
		14989		62482	
BRUSHES ARTISTS					9021
100 U KINGDOM		835		32714	
327 FRANCE				2812	
335 GERMANY W		4117		22685	
347 JAPAN		1411		6738	
400 U STATES		1275		17333	
		7638		82282	
BRUSHES PAINT AND VARNISH					9022
100 U KINGDOM		18945		196010	
335 GERMANY W				2311	
340 HUNGARY				343	
347 JAPAN				379	
400 U STATES		113		13647	
		19058		212690	
BRUSHES TOOTH	DOZ				9023
100 U KINGDOM	4609	5187	27526	27328	
231 HONG KONG	5934	925	46170	8321	
327 FRANCE			272	119	
335 GERMANY W	40	58	225	300	
400 U STATES	1761	1855	27665	27181	
	12344	8025	101858	63249	
BRUSHES TOILET N O P					9024
100 U KINGDOM		7242		65506	
231 HONG KONG		364		1863	
305 AUSTRIA				576	
306 BELGIUM		80		768	
317 CZECHO S		335		1172	
327 FRANCE		2273		27057	
335 GERMANY W		6797		39366	
340 HUNGARY				605	
344 ITALY		399		744	
347 JAPAN				1273	
354 NETHRLNDS		607		2847	
360 ISRAEL				746	
375 SWEDEN				2690	
376 SWITZRLND				839	
387 VENEZUELA				693	
400 U STATES		10262		88869	
		28359		235614	
BRUSHES ALL OTHER N O P					9025
100 U KINGDOM		21011		145680	
231 HONG KONG		60		3779	
305 AUSTRIA				58	
306 BELGIUM				1375	
317 CZECHO S		340		1061	
318 DENMARK		94		1036	
327 FRANCE		173		2405	
335 GERMANY W		2702		19240	
340 HUNGARY		90		1518	
344 ITALY		112		112	
347 JAPAN				4238	
354 NETHRLNDS		1250		8457	
376 SWITZRLND		464		886	
384 P RICO		382		764	
400 U STATES		61872		387436	
		88550		578045	
PACKAGES CONTAINING GOODS					9030
100 U KINGDOM		364159		2481273	
203 B E AFR		404		1075	
205 RHOD NYAS				13	
207 UN SO AFR		4966		17894	
208 BSA OTHER		16		168	
215 INDIA		2509		13716	
216 PAKISTAN		80		1097	
217 CEYLON		437		9265	
218 MALAYA				254	
220 BERMUDA				387	
221 B GUIANA		648		7364	
223 BARBADOS		2943		12263	
224 JAMAICA		950		9324	
225 TRINIDAD		2055		12245	
227 BAHAMAS				49	
228 LEEW WIND				24	
231 HONG KONG		12901		117960	
232 MALTA		380		2305	
234 AUSTRALIA		9574		31201	
235 FIJI				30	
236 NEW ZEAL		391		1021	
304 ARGENTINA		5744		70343	
305 AUSTRIA		1310		7878	
306 BELGIUM		9421		62500	
307 BEL CONGO		242		326	
309 BRAZIL		615		14601	
313 CHINA				8735	
314 COLOMBIA		6		369	
315 C RICA				561	
316 CUBA		4158		8503	
317 CZECHO S		12261		98586	
318 DENMARK		2933		23016	
321 ECUADOR		14		136	
326 FINLAND		269		3755	

IMPORTS INTO CANADA FOR CONSUMPTION

Articles and Countries from which Imported	MONTH OF JULY 1957		SEVEN MONTHS ENDED JULY 1957		Class Number
	Quantities	Values (\$)	Quantities	Values (\$)	
327 FRANCE		31405		164978	
328 FR AFRICA		1471		4169	
335 GERMANY W		62588		403568	
336 GREECE		105		1517	
337 GUATEMALA				417	
338 HAITI		46		210	
339 HONDURAS				7	
340 HUNGARY		661		1371	
344 ITALY		18379		112013	
347 JAPAN		123015		763900	
350 LIBERIA		5		5	
352 MEXICO		107		6197	
354 NETHRLNDS		15663		181593	
355 INDONESIA		320		1058	
359 NORWAY		241		2115	
360 ISRAEL		861		3699	
361 PANAMA				25	
364 PHIL		29		314	
365 POLAND		916		9458	
366 PORTUGAL		1690		9234	
367 AZORES		104		408	
372 SPAIN		6072		38574	
375 SWEDEEN		7321		75934	
376 SWITZRLND		11054		101123	
379 TURKEY				86	
381 ALASKA				295	
383 HAWAII				10	
384 P RICO		1899		15258	
386 URUGUAY		2579		31887	
388 YUGO SLAV		189		2120	
389 IRELAND		162		1054	
390 GERMANY E		2192		8374	
396 SUDAN				126	
400 U STATES		204291		1679736	
		932751		6639070	
ORTHOPEDIC BRACES AND PARTS					9050
100 U KINGDOM		451		1403	
335 GERMANY W				1335	
400 U STATES		9632		61831	
		10083		64569	
EFFECTS LEFT BY BEQUEST					9051
100 U KINGDOM		6350		64005	
207 UN SO AFR				2148	
224 JAMAICA				50	
227 BAHAMAS		1000		1000	
232 MALTA		300		630	
234 AUSTRALIA				1173	
305 AUSTRIA				200	
306 BELGIUM				300	
317 CZECHOS				125	
318 DENMARK		100		1262	
326 FINLAND				622	
327 FRANCE		200		7080	
335 GERMANY W		350		6518	
336 GREECE				1200	
348 KOREA				150	
354 NETHRLNOS		2470		3845	
357 NETH ANT		3000		3000	
359 NORWAY		1075		1310	
375 SWEDEN		3050		3679	
389 IRELAND				1156	
400 U STATES		27118		136431	
		45013		235884	
APPLIANCES BDOTS	FDR CRIPPLES				9052
100 U KINGDOM				185	
400 U STATES		146		2835	
		146		3020	
ARTIFICIAL LIMBS	AND PARTS				9053
100 U KINGDOM		145		5957	
335 GERMANY W				968	
400 U STATES		9661		63623	
		9806		70548	
BEAD ORNAMENTS					9055
100 U KINGDOM				890	
231 HONG KONG		149		149	
327 FRANCE				305	
335 GERMANY W		351		779	
347 JAPAN		1333		2154	
400 U STATES		785		5336	
		2618		9613	
BELTS N O P					9056
100 U KINGDOM		1393		5317	
215 INDIA				331	
231 HONG KONG		6808		23567	
305 AUSTRIA				1414	
306 BELGIUM		486		1060	
327 FRANCE		1414		11007	
335 GERMANY W		406		2100	
344 ITALY		378		2283	
347 JAPAN				535	
352 MEXICO		292		809	
372 SPAIN		97		261	
376 SWITZRLND				87	
400 U STATES		12954		97738	
		24228		146509	

IMPORTS INTO CANADA FOR CONSUMPTION

Articles and Countries from which Imported	MONTH OF JULY 1957		SEVEN MONTHS ENDED JULY 1957		Class Number
	Quantities	Values (\$)	Quantities	Values (\$)	
BLINDS NOT TEXTILE OR PAPER					9057
231 HONG KONG				59	
335 GERMANY W				1826	
347 JAPAN		5636		69588	
400 U STATES		346		2422	
		5982		73895	
BOOT SHOE SHIRT STAY LACES					9058
100 U KINGDOM		445		876	
347 JAPAN		3747		10608	
400 U STATES		1641		9820	
		5833		21304	
BOOTS SHOES AND SLIPPERS FELT	PAIR				9059
100 U KINGDOM	1709	1456	2308	2022	
400 U STATES	162	95	3171	2549	
	1871	1551	5479	4571	
BOOTS SHOES AND SLIPPERS N O P	PAIR				9060
100 U KINGDOM	17845	19503	28805	34294	
215 INDIA	228	186	228	186	
228 LEEW WIND	104	431	104	431	
231 HONG KONG	14794	4915	121765	41537	
306 BELGIUM	72	72	72	72	
313 CHINA			3650	615	
327 FRANCE	9	293	9	293	
335 GERMANY W			10773	4055	
338 HAITI			2755	8083	
344 ITALY	1281	2412	66671	116106	
347 JAPAN	94825	41407	278952	93616	
352 MEXICO	720	598	905	1093	
354 NETHRLNDS	11757	10645	38249	34743	
359 NORWAY			838	816	
363 PERU	200	442	274	595	
376 SWITZRLND			77	335	
383 HAWAII	60	88	385	639	
390 GERMANY E			24575	13516	
400 U STATES	35640	26976	191060	248279	
	177535	107968	770147	599304	
BROOMS AND WHISKS					9061
100 U KINGDOM				157	
318 DENMARK				163	
335 GERMANY W		500		70	
340 HUNGARY				6492	
344 ITALY				3011	
352 MEXICO				1099	
354 NETHRLNDS				63	
365 POLAND				20617	
376 SWITZRLND				246	
400 U STATES		4311		25652	
		4811		57570	
BUTTONS SHOE PAPIER MACHE					9062
400 U STATES				93	
				93	
BUTTONS SHOE N O P					9063
344 ITALY				125	
400 U STATES		3283		23355	
		3283		23480	
BUTTONS VEGETABLE IVORY	GROSS				9064
BUTTONS COLLAR AND CUFF	GROSS				9065
100 U KINGDOM	26	235	366	8132	
305 AUSTRIA	8	738	96	5219	
317 CZECHO S			20	321	
318 DENMARK	1	293	24	945	
327 FRANCE			1	176	
335 GERMANY W	9	1942	190	9698	
347 JAPAN	17	264	168	1556	
352 MEXICO	1	85	3	304	
371 THAILAND			2	183	
388 YUGO SLAV			7	261	
400 U STATES	592	21505	4839	133909	
	654	25062	5716	160704	
BUTTONS N O P	GROSS				9066
100 U KINGDOM	1520	4050	7065	20536	
305 AUSTRIA			286	449	
317 CZECHO S	405	903	10312	4936	
318 DENMARK			228	2439	
327 FRANCE			48	884	
335 GERMANY W	1655	5103	14171	35315	
344 ITALY	13338	10158	45101	30280	
347 JAPAN	17456	8952	231715	116584	
354 NETHRLNDS	6312	2681	9800	13313	
400 U STATES	57259	59381	549689	518755	
	97945	91228	868415	743491	
CASES BOXES DESKS FANCY					9067
100 U KINGDOM		17827		124871	
215 INDIA		498		796	
231 HONG KONG				1703	
234 AUSTRALIA				239	
305 AUSTRIA		671		2964	
306 BELGIUM		77		4277	
313 CHINA				496	
317 CZECHO S		138		848	
318 DENMARK		57		343	
322 EGYPT		50		276	
327 FRANCE		260		13608	

IMPORTS INTO CANADA FOR CONSUMPTION

Articles and Countries from which Imported	MONTH OF JULY 1957		SEVEN MONTHS ENDED JULY 1957		Class Number
	Quantities	Values (\$)	Quantities	Values (\$)	
335 GERMANY W		18165		74644	
336 GREECE				205	
344 ITALY		2030		15958	
347 JAPAN		17263		64040	
352 MEXICO				329	
353 MOROCCO		301		301	
354 NETHRLNDS		245		1294	
360 ISRAEL				174	
365 POLAND				546	
372 SPAIN		662		1376	
375 SWEDEN		2443		11890	
376 SWITZRLND		218		3257	
384 PERICO		282		1116	
390 GERMANY E				180	
400 U STATES		82239		705873	
		143426		1031604	
CHARITABLE DONATIONS					9068
100 U KINGDOM				370	
335 GERMANY W				150	
354 NETHRLNDS				50	
400 U STATES		1299		12581	
		1299		13151	
COMBS TOILET DRESSING FANCY					9069
100 U KINGDOM		2860		12824	
305 AUSTRIA				1834	
327 FRANCE		592		1618	
335 GERMANY W		2297		7505	
344 ITALY				618	
400 U STATES		7809		68441	
		13558		92840	
APPLIANCES FOR THE DEAF PARTS					9070
100 U KINGDOM		711		2370	
318 DENMARK		751		2498	
335 GERMANY W		100		376	
354 NETHRLNDS		77		490	
400 U STATES		148684		1291772	
		150323		1297506	
FANS					9071
231 HONG KONG				3117	
313 CHINA				127	
347 JAPAN		124		3639	
400 U STATES		57		802	
		181		7685	
INSOLES OF ALL KINDS					9072
100 U KINGDOM				13935	
335 GERMANY W		662		2114	
347 JAPAN				991	
400 U STATES		5035		27020	
		5697		44060	
JEWELLERY N O P					9073
100 U KINGDOM		21513		128137	
215 INDIA		563		3648	
220 BERMUDA				100	
224 JAMAICA				188	
231 HONG KONG		1958		6819	
234 AUSTRALIA				313	
236 NEW ZEAL				793	
305 AUSTRIA		19696		115399	
306 BELGIUM				1053	
317 CZECHOS		4192		33833	
318 DENMARK		853		5101	
322 EGYPT				668	
327 FRANCE		6752		34403	
335 GERMANY W		98856		665489	
336 GREECE		346		602	
342 IRAN				741	
344 ITALY		6776		47362	
347 JAPAN		34795		215423	
352 MEXICO		1508		9035	
354 NETHRLNDS		420		3509	
359 NORWAY		125		896	
360 ISRAEL				713	
371 THAILAND		1673		5061	
372 SPAIN		5227		12077	
376 SWITZRLND		2262		11068	
378 JORDAN				1370	
383 HAWAII				326	
388 YUGO SLAV				220	
400 U STATES		184939		1452389	
		392454		2756736	
MATS DOOR OR CARRIAGE N O P					9074
400 U STATES				265	
				265	
MATTRESSES					9075
100 U KINGDOM		9741		220800	
327 FRANCE				160	
335 GERMANY W		1916		9495	
347 JAPAN				468	
354 NETHRLNDS		52		263	
376 SWITZRLND				279	
400 U STATES		9257		66445	
		20966		297910	
PICTURE AND PHOTOGRAPH FRAMES					9076
100 U KINGDOM		1209		11261	
231 HONG KONG				171	
305 AUSTRIA				385	

IMPORTS INTO CANADA FOR CONSUMPTION

Articles and Countries from which Imported	MONTH OF JULY 1957		SEVEN MONTHS ENDED JULY 1957		Class Number
	Quantities	Values (\$)	Quantities	Values (\$)	
306 BELGIUM				96	
318 DENMARK		583		2176	
327 FRANCE		157		751	
335 GERMANY W		197		4390	
344 ITALY		2732		10631	
347 JAPAN		2120		31306	
352 MEXICO				1282	
354 NETHRLNDS		1866		4344	
360 ISRAEL		74		74	
372 SPAIN		307		1326	
400 U STATES		16241		179420	
		25486		247613	
POCKET BOOKS PORTFOLIOS PURSES					9077
100 U KINGDOM		51372		376966	
215 INDIA		434		1807	
216 PAKISTAN				170	
224 JAMAICA		782		2499	
231 HONG KONG		1199		23325	
234 AUSTRALIA		292		292	
305 AUSTRIA		1428		7038	
306 BELGIUM		12802		31133	
313 CHINA		188		188	
316 CUBA				1322	
317 CZECHOS				2225	
327 FRANCE		15223		63702	
335 GERMANY W		24336		163854	
337 GUATEMALA				568	
338 HAITI				273	
340 HUNGARY				324	
344 ITALY		13152		141241	
347 JAPAN		25249		201160	
352 MEXICO		5378		24311	
353 MOROCCO				672	
354 NETHRLNDS		2358		9935	
359 NORWAY		53		573	
360 ISRAEL				1384	
365 POLAND				2764	
366 PORTUGAL		308		308	
372 SPAIN		727		2807	
375 SWEDEN		1243		1540	
376 SWITZRLND		518		8251	
383 HAWAII				144	
384 PRICO				1010	
388 YUGO SLAV				71	
390 GERMANY E				466	
400 U STATES		189265		1636968	
		346307		2709291	
REFRIGERATORS ELECTRIC N O P	NO				9078
100 U KINGDOM	376	24579	4013	294960	
335 GERMANY W			1	134	
400 U STATES	9007	1497264	66134	11565252	
	9383	1521843	70148	11860346	
REFRIGERATORS N O P	NO				9079
100 U KINGDOM	1	54	17	1306	
306 BELGIUM	53	12163	156	37322	
400 U STATES	352	27028	1979	208945	
	406	39245	2152	247573	
REGALIA AND BADGES					9080
100 U KINGDOM		1926		40828	
215 INDIA		467		1943	
216 PAKISTAN		637		3289	
231 HONG KONG		2819		4927	
305 AUSTRIA				267	
327 FRANCE		210		912	
335 GERMANY W		740		7298	
344 ITALY		487		487	
347 JAPAN		452		1134	
372 SPAIN		692		5031	
376 SWITZRLND		222		722	
400 U STATES		8332		51278	
		16984		118116	
SHADES LAMP N O P SHADE HOLDERS					9081
100 U KINGDOM				1044	
318 DENMARK				125	
327 FRANCE				128	
335 GERMANY W		165		1725	
344 ITALY		118		967	
347 JAPAN				95	
359 NORWAY				151	
400 U STATES		10777		86279	
		11060		90514	
SPECTACLE FRAMES AND PARTS N O P					9082
100 U KINGDOM		904		5265	
305 AUSTRIA		191		3680	
327 FRANCE		5723		48860	
335 GERMANY W		19059		113598	
344 ITALY		651		8648	
347 JAPAN				5374	
354 NETHRLNDS		189		189	
400 U STATES		149395		1730874	
		176112		1916488	
PARTS FOR SPECTACLE FRAMES					9083
400 U STATES		20889		255693	
		20889		255693	
TOBACCO PIPES SMOKERS SETS					9084
100 U KINGDOM		11520		70243	

IMPORTS INTO CANADA FOR CONSUMPTION

Articles and Countries from which Imported	MONTH OF JULY 1957		SEVEN MONTHS ENDED JULY 1957		Class Number
	Quantities	Values (\$)	Quantities	Values (\$)	
231 HONG KONG				61	
305 AUSTRIA		462		2983	
306 BELGIUM				270	
317 CZECHOS		144		662	
327 FRANCE		4560		45328	
335 GERMANY W				4276	
344 ITALY		18513		59925	
347 JAPAN				1352	
354 NETHRLNDS		126		235	
400 U STATES		6372		53709	
		41697		239044	
TOBACCO POUCHES CIGARETTE CASE					9085
100 U KINGDOM		2938		18474	
306 BELGIUM				295	
317 CZECHOS		214		1825	
327 FRANCE				571	
335 GERMANY W		175		1141	
344 ITALY				182	
347 JAPAN		144		1710	
354 NETHRLNDS				120	
372 SPAIN				126	
376 SWITZRLND				239	
400 U STATES		451		3966	
		3922		28649	
TOILET AND MANICURE SETS					9086
100 U KINGDOM		3418		10275	
305 AUSTRIA		805		9566	
335 GERMANY W		23461		50256	
344 ITALY				103	
376 SWITZRLND		105		2171	
400 U STATES		397		2447	
		28186		74818	
TRUNKS AND VALISES					9087
100 U KINGDOM		15199		210855	
231 HONG KONG				888	
305 AUSTRIA				92	
306 BELGIUM		60		120	
317 CZECHOS		1583		15211	
327 FRANCE				908	
335 GERMANY W		6491		20841	
344 ITALY		144		552	
347 JAPAN		3817		28106	
352 MEXICO				146	
354 NETHRLNDS		3149		7801	
359 NORWAY				65	
367 AZORES				380	
375 SWEDEN		882		15557	
376 SWITZRLND				181	
400 U STATES		85335		683736	
		116660		985439	
UMBRELLAS PARASOLS SUNSHADES					9088
100 U KINGDOM				6094	
231 HONG KONG				1857	
306 BELGIUM				1295	
327 FRANCE				342	
335 GERMANY W				3826	
344 ITALY		350		2059	
347 JAPAN		3065		14958	
354 NETHRLNDS		859		2394	
376 SWITZRLND		575		917	
400 U STATES		2744		35926	
		7593		69668	
WINDOW SHADE OR BLIND ROLLERS					9090
375 SWEDEN		1134		12372	
400 U STATES		2067		17661	
		3201		30033	
REFRIGERATOR PARTS					9091
100 U KINGDOM		19004		497582	
306 BELGIUM				261	
318 DENMARK				191	
375 SWEDEN				470	
400 U STATES		663967		8230397	
		682971		8728901	
HOME OR FARM FREEZERS ELECTRIC	NO				9092
100 U KINGDOM			1	90	
400 U STATES	4990	830989	28121	4795674	
	4990	830989	28122	4795764	
MINERAL MEDICINAL AERATD WATER					9103
100 U KINGDOM		199		901	
327 FRANCE		931		74637	
335 GERMANY W				605	
344 ITALY				3377	
400 U STATES		4883		31337	
		6013		110857	
ACCORDIONS CONCRTNAS MELODEONS	NO				9110
100 U KINGDOM			3	331	
305 AUSTRIA	3	278	6	758	
317 CZECHOS			1	87	
326 FINLAND			3	750	
335 GERMANY W	332	8463	4225	92224	
344 ITALY	1118	39592	6448	296372	
347 JAPAN			24	50	
354 NETHRLNDS	1	82	3	422	
375 SWEDEN			18	1440	
376 SWITZRLND	36	580	790	9850	
390 GERMANY E	1114	950	5693	9279	

IMPORTS INTO CANADA FOR CONSUMPTION

Articles and Countries from which Imported	MONTH OF JULY 1957		SEVEN MONTHS ENDED JULY 1957		Class Number
	Quantities	Values (\$)	Quantities	Values (\$)	
400 U STATES	38	2739	288	42088	
BRASS BAND INSTRUMENTS	2642	52684	17502	453651	9111
100 U KINGDOM		15661		149260	
216 PAKISTAN		524		711	
306 BELGIUM				86	
317 CZECHO S		2325		9050	
327 FRANCE		7755		65975	
335 GERMANY W		1571		24806	
344 ITALY		6334		17629	
352 MEXICO				107	
354 NETHRLNDS		666		8772	
376 SWITZRLND				145	
379 TURKEY				1321	
390 GERMANY E				547	
400 U STATES		7080		130213	
HARPS	NO	41916		408622	9113
400 U STATES			6	4324	
CABINET ORGANS	NO		6	4324	9114
335 GERMANY W	2	325	8	1281	
347 JAPAN			40	2355	
400 U STATES	1	309	33	4947	
PIPE ORGANS	NO	634	81	8583	9115
354 NETHRLNDS			1	2464	
400 U STATES			3	8157	
ORGAN PARTS N O P			4	10621	9116
100 U KINGDOM		14323		49751	
335 GERMANY W		146		6064	
344 ITALY				123	
390 GERMANY E				394	
400 U STATES		9950		85500	
PIANOS	NO	24419		141832	9117
100 U KINGDOM	9	4808	82	28616	
236 NEW ZEAL			1	600	
318 DENMARK			1	361	
335 GERMANY W			2	885	
347 JAPAN		516	8	1439	
400 U STATES	131	42011	852	293899	
PIANO PARTS N O P	142	47335	946	325800	9118
100 U KINGDOM		10434		44287	
335 GERMANY W				1064	
400 U STATES		11309		119390	
PIANO AND ORGAN PARTS FOR MFR		21743		164741	9119
PHONOGRAPHS GRAMOPHONES NOP					9120
100 U KINGDOM		7254		47330	
231 HONG KONG				110	
317 CZECHO S				4054	
335 GERMANY W		5509		17756	
344 ITALY		535		535	
347 JAPAN		7435		25114	
354 NETHRLNDS		1194		20025	
376 SWITZRLND		2367		8604	
400 U STATES		66170		744086	
PHONOGRAPH RECORDS	NO	90464		867614	9121
100 U KINGDOM	9713	5645	110093	853111	
231 HONG KONG			3097	1095	
234 AUSTRALIA			1144	2863	
313 CHINA			413	202	
317 CZECHO S			5238	2532	
318 DENMARK			112	58	
326 FINLAND	349	273	1531	1138	
327 FRANCE	5593	6937	71213	78157	
335 GERMANY W	4919	3136	56760	37303	
340 HUNGARY	1644	938	5276	2237	
344 ITALY	6100	2540	39909	20451	
347 JAPAN	320	118	4385	1969	
354 NETHRLNDS	647	645	1629	1855	
365 POLAND			377	231	
375 SWEDEN			3253	2017	
376 SWITZRLND			5730	3881	
380 USSR			3055	1860	
388 YUGO SLAV	275	370	610	551	
400 U STATES	190360	70314	1265731	665852	
OTHER MUSICAL INSTRUMENTS	219920	90916	1579556	909563	9122
100 U KINGDOM		1320		14928	
231 HONG KONG				157	
305 AUSTRIA		89		340	
306 BELGIUM				426	
316 CUBA				184	
317 CZECHO S		1408		6378	
327 FRANCE		1739		13065	
335 GERMANY W		9482		104576	
344 ITALY		701		8477	
347 JAPAN		5281		27682	
352 MEXICO		2394		5708	
354 NETHRLNDS		568		3736	

IMPORTS INTO CANADA FOR CONSUMPTION

167

Articles and Countries from which Imported	MONTH OF JULY 1957		SEVEN MONTHS ENDED JULY 1957		Class Number
	Quantities	Values (\$)	Quantities	Values (\$)	
372 SPAIN		75		386	
375 SWEDEN		391		391	
376 SWITZRLND		9796		31938	
390 GERMANY E		3070		8714	
400 U STATES		134923		1174253	
		171237		1401339	
MUSICAL INSTRUMENT STRINGS					9123
100 U KINGDOM		84		877	
305 AUSTRIA		1465		2168	
318 DENMARK				984	
335 GERMANY W		810		6224	
400 U STATES		2774		41157	
		5133		51410	
PHONOGRAPHS COIN OPERATED	NO				9124
400 U STATES	301	193181	1579	970045	
	301	193181	1579	970045	
PHOTOFLASH LAMPS	NO				9127
354 NETHRLNDS			104000	3602	
400 U STATES	1070	75	106642	8781	
	1070	75	210642	12383	
PHOTOGRAPHIC ACCESSORIES PARTS					9128
100 U KINGDOM		3248		15769	
305 AUSTRIA				3103	
317 CZECHO S				3312	
327 FRANCE		2788		4041	
335 GERMANY W		43165		367444	
344 ITALY		2209		7845	
347 JAPAN		50960		1906663	
354 NETHRLNDS				12215	
375 SWEDEN		386		3199	
376 SWITZRLND		10185		36320	
390 GERMANY E				247	
400 U STATES		261663		2629978	
		374604		3274136	
THERMOMETERS					9129
100 U KINGDOM		4491		32043	
318 DENMARK		821		1840	
327 FRANCE				1575	
335 GERMANY W		242		9854	
344 ITALY				129	
347 JAPAN		2332		11994	
375 SWEDEN				365	
376 SWITZRLND				911	
390 GERMANY E		3882		21209	
400 U STATES		102155		607148	
		113923		687068	
APPARATUS X RAY					9130
100 U KINGDOM		10874		37446	
318 DENMARK		2151		13804	
335 GERMANY W		5962		58589	
344 ITALY				400	
354 NETHRLNDS		28347		151582	
366 PORTUGAL		183		183	
375 SWEDEN		11833		33984	
376 SWITZRLND		277		277	
400 U STATES		335745		2198823	
		395372		2495088	
ARTIFICIAL LARYNX					9131
400 U STATES				130	
				130	
BOTANICAL SPECIMENS					9132
100 U KINGDOM		167		1800	
215 INDIA				957	
335 GERMANY W				501	
347 JAPAN				355	
352 MEXICO		158		323	
400 U STATES		1396		14585	
		1721		18521	
OLD COINS STAMPS TROPHIES					9133
100 U KINGDOM		627		4758	
202 ADEM		53		53	
207 UN SO AFR		90		502	
215 INDIA				212	
231 HONG KONG				1479	
232 MALTA				121	
236 NEW ZEAL		71		71	
318 DENMARK				232	
327 FRANCE		300		889	
328 FR AFRICA				260	
338 HAITI				75	
347 JAPAN		75		75	
354 NETHRLNDS				720	
358 NICARAGUA				171	
379 TURKEY				170	
386 URUGUAY				190	
389 IRELAND				358	
395 PORT W AF		163		163	
400 U STATES		4156		96248	
		5535		106747	
CAMERAS AND CAMERA PARTS N O P					9134
100 U KINGDOM		1487		24775	
223 BARBADOS				194	
225 TRINIDAD				52	
231 HONG KONG		498		3199	
305 AUSTRIA		28387		90974	
317 CZECHO S				11435	

IMPORTS INTO CANADA FOR CONSUMPTION

Articles and Countries from which Imported	MONTH OF JULY 1957		SEVEN MONTHS ENDED JULY 1957		Class Number
	Quantities	Values (\$)	Quantities	Values (\$)	
318 DENMARK		533		1 073	
327 FRANCE		466		1 162.9	
335 GERMANY W		1 341.26		905.906	
344 ITALY		769		3 091	
347 JAPAN		7 170.5		45 969.6	
352 MEXICO				247	
354 NETHRLNDS				382.3	
375 SWEDEN		1 677		1 379.4	
376 SWITZRLND		4 361.7		24 399.3	
381 ALASKA				5.6	
390 GERMANY E		5 072		4 501.9	
400 U STATES		2 382.41		15 938.1	
		5 265.78		34 128.37	
CAMERA PARTS UNFINISHED					9 135
335 GERMANY W				63	
400 U STATES		1 867.3		8 973.0	
		1 867.3		8 972.3	
CAMERA LENSES AND SHUTTERS					9 136
327 FRANCE		333		1 028.4	
335 GERMANY W		2 821		2 688.7	
347 JAPAN		582		1 017	
400 U STATES		2 043.2		20 860.5	
		2 416.8		24 679.3	
COLLECTIONS OF ANTIQUITIES					9 137
100 U KINGDOM		3 272.4		26 533.9	
215 INDIA				281	
220 BERMUDA				148	
224 JAMAICA				1 327	
228 LEEW WIND				389	
231 HONG KONG		332		1 212.8	
305 AUSTRIA		253		5 182	
313 CHINA				584	
327 FRANCE		1 585		33 225	
335 GERMANY W		643		2 037	
344 ITALY		1 458		7 617	
347 JAPAN				11 333	
353 MOROCCO				576	
354 NETHRLNDS				35 091	
376 SWITZRLND				31 641	
383 HAWAII				70	
389 IRELAND		1 275		1 275	
391 LEBANON				144	
400 U STATES		3 888.3		38 074.5	
		7 715.3		77 893.2	
CYCLOMETERS AND SPEEDOMETERS					9 138
100 U KINGDOM		3947		19 689	
327 FRANCE				1 530	
335 GERMANY W		1 143		9 741	
354 NETHRLNDS		456		726	
400 U STATES		2 467.4		18 785.9	
		3 022.0		21 954.5	
GLOBES GEOGRAPHICAL					9 139
100 U KINGDOM		962		3 867	
327 FRANCE		76		191	
335 GERMANY W				5 311	
347 JAPAN				507	
400 U STATES		2 078.6		69 385	
		2 182.4		79 261	
MODELS OF INVENTIONS					9 140
100 U KINGDOM				4 824	
347 JAPAN		2 202		2 202	
354 NETHRLNDS				1 214	
375 SWEDEN				382	
400 U STATES		2 528.7		21 393.0	
		2 748.9		22 255.2	
APPARATUS FOR INSTITUTIONS					9 141
100 U KINGDOM		2 474.4		15 462.1	
215 INDIA				155	
224 JAMAICA				70	
225 TRINIDAD				200	
305 AUSTRIA				4 410	
306 BELGIUM		150		308	
318 DENMARK		1 628		12 931	
327 FRANCE		4 852		9 147	
335 GERMANY W		4 686		43 918	
344 ITALY		167		334	
347 JAPAN				1 344	
354 NETHRLNDS				4 423	
359 NORWAY		408		3 073	
360 ISRAEL				525	
375 SWEDEN				6 761	
376 SWITZRLND		1 096		9 053.4	
384 P RICO				977	
389 IRELAND				275	
400 U STATES		5 702.61		41 572.13	
		6 079.92		44 912.19	
OPERATING ROOM EQUIPMENT					9 142
100 U KINGDOM		4 088		23 535	
306 BELGIUM		90		90	
317 CZECHOS		139		1 852	
327 FRANCE				628	
335 GERMANY W		1 152		16 232	
347 JAPAN				1 949	
376 SWITZRLND		449		449	
400 U STATES		3 594.66		25 921.44	
		3 653.84		26 368.79	

IMPORTS INTO CANADA FOR CONSUMPTION

169

Articles and Countries from which Imported	MONTH OF JULY 1957		SEVEN MONTHS ENDED JULY 1957		Class Number
	Quantities	Values (\$)	Quantities	Values (\$)	
DENTAL INSTRUMENTS					9143
100 U KINGDOM		3909		92061	
231 HONG KONG				80	
305 AUSTRIA		592		25431	
317 CZECHO S				793	
318 DENMARK				53	
327 FRANCE		96		540	
335 GERMANY W		28630		167579	
344 ITALY		920		3386	
347 JAPAN		5744		20614	
354 NETHRLNDS				7827	
375 SWEDEN				296	
376 SWITZRLND		666		11329	
400 U STATES		78967		797602	
		119524		1127591	
SURGICAL TRUSSES AND SUPPORTS					9144
100 U KINGDOM		828		941	
400 U STATES		371		3732	
		1199		4673	
ARTICLES FOR THE BLIND					9145
100 U KINGDOM				1056	
376 SWITZRLND		1056		3865	
400 U STATES		1282		22742	
		2338		27663	
OPTICAL AND PHILOSOPHICAL INST					9146
100 U KINGDOM		22538		321687	
231 HONG KONG		705		1713	
234 AUSTRALIA				6454	
305 AUSTRIA		291		508	
306 BELGIUM				1211	
318 DENMARK				1255	
327 FRANCE		3932		18654	
335 GERMANY W		29871		156584	
344 ITALY		338		4212	
347 JAPAN		58294		363274	
354 NETHRLNDS		356		647	
359 NORWAY				75	
361 PANAMA				369	
375 SWEDEN		1107		11582	
376 SWITZRLND		3454		11521	
390 GERMANY E		84		84	
400 U STATES		251065		1741891	
		372035		2641721	
EDUCATIONAL FILMS					9148
100 U KINGDOM		7613		23733	
223 BARBADOS				90	
234 AUSTRALIA		293		550	
317 CZECHO S				1007	
327 FRANCE				13917	
335 GERMANY W				2377	
347 JAPAN				218	
354 NETHRLNDS		60		448	
365 POLAND				1302	
375 SWEDEN				145	
376 SWITZRLND				248	
400 U STATES		80226		601417	
		88192		645452	
CINEMATOGRAPH CAMERAS					9149
327 FRANCE		975		2477	
335 GERMANY W		410		410	
376 SWITZRLND				145	
400 U STATES		5382		36783	
		6767		39815	
SURGICAL INSTRUMENTS					9150
100 U KINGDOM		33626		202308	
216 PAKISTAN		5067		15406	
305 AUSTRIA				1170	
306 BELGIUM				3655	
318 DENMARK		507		1204	
327 FRANCE		798		4847	
335 GERMANY W		33137		254875	
344 ITALY		3651		9517	
347 JAPAN		18787		91203	
352 MEXICO				4840	
354 NETHRLNDS		133		569	
375 SWEDEN		150		21639	
376 SWITZRLND		67		9294	
390 GERMANY E				471	
400 U STATES		365423		2672636	
		461346		3293634	
RACING SHELLS OR OARS	NO				9151
100 U KINGDOM		176	3	2857	
375 SWEDEN				117	
		176	3	2974	
BOATS OPEN PLEASURE	NO				9152
100 U KINGDOM	34	16495	425	98376	
227 BAHAMAS			1	134	
318 DENMARK	10	3152	72	41604	
327 FRANCE			1	206	
334 ST PIERRE			1	150	
335 GERMANY W	36	4163	99	33718	
347 JAPAN			2	609	
354 NETHRLNDS			3	2823	
359 NORWAY	1	300	4	8556	
375 SWEDEN			2	195	
381 ALASKA	1	150	1	150	

IMPORTS INTO CANADA FOR CONSUMPTION

Articles and Countries from which Imported	MONTH OF JULY 1957		SEVEN MONTHS ENDED JULY 1957		Class Number
	Quantities	Values (\$)	Quantities	Values (\$)	
400 U STATES	245	59776	1816	447014	
LAUNCHES PLEASURE MOTIVE POWER	327	84036	2427	633535	
100 U KINGDOM	NO				9153
223 BARBADOS	1	6001	7	11899	
318 DENMARK			1	258	
335 GERMANY W			2	1414	
400 U STATES	31	92928	5	4463	
SHIPS AND VESSELS REPAIRS ON	32	98929	170	572710	
220 BERMUDA			185	590744	9155
327 FRANCE				1670	
334 ST PIERRE		1055		705	
400 U STATES		11628		18823	
SHIPS FOREIGN BUILT COASTAL		12683		554713	
400 U STATES	NO			575911	9156
VESSLS FOREIGN BUILT N O P	3	25785	3	25785	
100 U KINGDOM	3	25785	3	25785	9157
318 DENMARK		24388		475972	
335 GERMANY W				3229	
354 NETHRLNDS				152	
400 U STATES		19702		2914	
BUGGIES CUTTERS VEHICLES N O P		44090		241553	
100 U KINGDOM	NO			723820	9162
335 GERMANY W		848	48	3125	
400 U STATES				249	
CHILDRENS CARRIAGES AND PARTS	273	17901	2142	155826	
100 U KINGDOM	273	18749	2190	159200	9163
305 AUSTRIA					
335 GERMANY W	347	7710	1201	24167	
354 NETHRLNDS	4	126	10	316	
376 SWITZRLND	17	547	34	1056	
400 U STATES			138	3010	
CHILDRENS SLEDS VEHICLES N O P		1256	2	105	
100 U KINGDOM	252	1256	1914	16744	9164
335 GERMANY W	620	9639	3299	45398	
354 NETHRLNDS					
400 U STATES		1305		3152	
SLEIGHS N O P AND PARTS		116		831	9165
359 NORWAY		1921		3392	
400 U STATES		29988		202224	
WAGONS AND SLEDS FARM AND PTS		33330		209599	
100 U KINGDOM	NO				9166
400 U STATES			2	554	
WAGONS FREIGHT DRAYS AND PARTS			6	4066	
100 U KINGDOM			8	4620	
400 U STATES					
WHEELBARROWS HAND TRUCKS CARTS	NO		10	4347	9167
100 U KINGDOM					
318 DENMARK	92	13842	1090	174293	
327 FRANCE	92	13842	1100	178640	
335 GERMANY W					
354 NETHRLNDS					
375 SWEDEN					
400 U STATES					
TRUCKS AND CARS N O P	NO		5	1203	9168
100 U KINGDOM			5	1203	
335 GERMANY W	66	3106			
400 U STATES	17	2197			
TRAILERS FOR MOTOR VEHICLES					
100 U KINGDOM					
335 GERMANY W					
381 ALASKA					
400 U STATES					
AIRCRAFT NOT OVER 1500 LB WT					
100 U KINGDOM					
400 U STATES					
AIRCRAFT 1501 TO 3000 LB WT					
381 ALASKA					
400 U STATES					
AIRCRAFT 3001 TO 7500 LB WT					
100 U KINGDOM					
400 U STATES					
AIRCRAFT OVER 7500 LB WEIGHT					
100 U KINGDOM					
218 MALAYA					
400 U STATES					
AIRCRAFT PTS EXCLUDING ENG PTS					
100 U KINGDOM					
218 MALAYA					
231 HONG KONG					

IMPORTS INTO CANADA FOR CONSUMPTION

171

Articles and Countries from which Imported	MONTH OF JULY 1957		SEVEN MONTHS ENDED JULY 1957		Class Number
	Quantities	Values (\$)	Quantities	Values (\$)	
234 AUSTRALIA		2648		13629	
236 NEW ZEAL		214		829	
304 ARGENTINA		473		3181	
327 FRANCE				108	
335 GERMANY W		61		677	
347 JAPAN				4813	
352 MEXICO				16429	
354 NETHRLNDS		2583		2945	
375 SWEDEN				1246	
381 ALASKA		74		2986	
383 HAWAII				288	
400 U STATES		5485039		41796496	
		5966572		44887217	
PAINTINGS UNDER 20 DOLLARS	NO				9181
100 U KINGDOM	500	419	2266	5033	
231 HONG KONG			103	382	
305 AUSTRIA	37	359	836	2693	
306 BELGIUM	15	84	226	837	
313 CHINA			288	159	
318 DENMARK	271	1262	930	4768	
327 FRANCE			41	259	
340 HUNGARY	103	693	522	4677	
344 ITALY	129	475	1162	4534	
347 JAPAN	912	718	2579	2272	
354 NETHRLNDS	686	2210	1474	5014	
400 U STATES	46	176	721	2774	
	2699	6396	11148	33402	
PAINTINGS 20 DOLLARS OR OVER					9182
100 U KINGDOM		37924		277059	
207 UN SO AFR		210		210	
220 BERMUDA				185	
223 BARBAOS				60	
224 JAMAICA		120		176	
231 HONG KONG				89	
234 AUSTRALIA				600	
305 AUSTRIA		5005		13607	
306 BELGIUM				614	
307 BEL CONGO		100		100	
317 CZECHO S				100	
318 DENMARK		2486		8746	
327 FRANCE		2052		48744	
335 GERMANY W		115		1549	
336 GREECE				336	
338 HAITI				300	
340 HUNGARY		1101		3708	
344 ITALY		2096		25600	
347 JAPAN				381	
352 MEXICO				2866	
354 NETHRLNDS		5906		74329	
359 NORWAY		160		227	
363 PERU				300	
365 POLAND				63	
372 SPAIN				885	
375 SWEDEN		50		250	
376 SWITZRLND		2200		9526	
383 HAWAII		100		8813	
384 P RICO				295	
400 U STATES		66245		1009506	
		125870		1489224	
STATUES AND STATUETTES N O P					9183
100 U KINGDOM		2738		16448	
203 B E AFR				475	
207 UN SO AFR		156		433	
215 INDIA		268		823	
217 CEYLON				563	
231 HONG KONG		3561		6872	
305 AUSTRIA		833		5718	
306 BELGIUM		316		316	
313 CHINA				154	
317 CZECHO S		1069		1069	
318 DENMARK		195		4310	
327 FRANCE		1103		2554	
335 GERMANY W		982		11737	
344 ITALY		4813		15282	
347 JAPAN		8028		47968	
352 MEXICO				280	
354 NETHRLNDS				581	
375 SWEDEN		92		735	
376 SWITZRLND		62		1243	
390 GERMANY E		529		3072	
400 U STATES		6729		39134	
		31474		159767	
PORCELAIN STATUES STATUETTES					9184
100 U KINGDOM		53998		311408	
231 HONG KONG		963		3624	
305 AUSTRIA		240		424	
306 BELGIUM				180	
318 DENMARK		724		12920	
327 FRANCE		963		3561	
335 GERMANY W		16844		59948	
336 GREECE				349	
344 ITALY		2550		10501	
347 JAPAN		35256		197910	
352 MEXICO		185		288	
366 PORTUGAL				631	
375 SWEDEN				79	

IMPORTS INTO CANADA FOR CONSUMPTION

Articles and Countries from which Imported	MONTH OF JULY 1957		SEVEN MONTHS ENDED JULY 1957		Class Number
	Quantities	Values (\$)	Quantities	Values (\$)	
390 GERMANY E		1714		6641	
400 U STATES		1702		20281	
SCULPTURES CANADIAN MODELS		115139		628745	9185
344 ITALY				210	
400 U STATES				478	
MATERIAL FOR HARD METAL COMPD S				688	
100 U KINGDOM		13600		32260	9187
234 AUSTRALIA				370	
400 U STATES		52028		525956	
MATERIAL FOR FISHING EQUIPMENT		65628		558586	
100 U KINGDOM		1326		1326	9189
400 U STATES		1332		2780	
MATERIALS FOR CYANIDE MFR		2658		4106	
ARTICLES FOR FERTILIZER MFR					9190
100 U KINGDOM		155		383	9191
306 BELGIUM				981	
327 FRANCE				1693	
376 SWITZRLND				87	
400 U STATES		57903		502678	
ARTICLES FOR GOVERNOR GENERAL		58058		505822	
100 U KINGDOM				743	9192
316 CUBA				92	
327 FRANCE				227	
400 U STATES				878	
ARTICLES FOR CONSULS				1940	9193
100 U KINGDOM		2917		43834	
207 UN SO AFR		306		5726	
215 INDOIA				174	
216 PAKISTAN		1050		1150	
223 BARBADOS		439		439	
225 TRINIDAD				125	
231 HONG KONG		100		1550	
234 AUSTRALIA		256		1784	
236 NEW ZEAL				2696	
304 ARGENTINA		510		1415	
305 AUSTRIA				1250	
306 BELGIUM		155		2215	
309 BRAZIL		143		465	
312 CHILE				20250	
313 CHINA				57	
314 COLOMBIA				1920	
316 CUBA				95	
317 CZECHOS		448		11855	
318 DENMARK		840		3577	
320 DOM REP				2011	
326 FINLAND				572	
327 FRANCE		1857		80543	
335 GERMANY W		13883		56663	
336 GREECE				1451	
337 GUATEMALA				200	
338 HAITI				345	
342 IRAN				250	
344 ITALY		1229		5791	
347 JAPAN		1310		5074	
352 MEXICO				1214	
354 NETHRLNDS		5201		31166	
355 INDONESIA				11433	
359 NORWAY		350		1550	
360 ISRAEL				405	
363 PERU				1925	
364 PHIL				700	
365 POLAND				8278	
366 PORTUGAL		1000		1660	
367 AZORES				130	
372 SPAIN		659		3108	
375 SWEDEN		5383		23011	
376 SWITZRLND		5800		19714	
379 TURKEY				200	
380 USSR		400		4028	
384 P RICO				106	
386 URUGUAY		59		59	
387 VENEZUELA				3970	
388 YUGO SLAV				100	
389 IRELAND				50	
400 U STATES		48377		358262	
CANADIAN GOODS RETURNED		92672		724546	9195
100 U KINGDOM		4549		157547	
203 S E AFR				100	
205 RHOD NYAS		622		784	
207 UN SO AFR				1912	
215 INDIA				633	
218 MALAYA				9331	
220 BERMUDA		1113		11821	
221 B GUIANA		6304		15445	
222 B HOND				127	
223 BARBADOS		100		7392	
224 JAMAICA		190		26404	

IMPORTS INTO CANADA FOR CONSUMPTION

Articles and Countries from which Imported	MONTH OF JULY 1957		SEVEN MONTHS ENDED JULY 1957		Class Number
	Quantities	Values (\$)	Quantities	Values (\$)	
225 TRINIDAD				170	
227 BAHAMAS				987	
231 HONG KONG				544	
234 AUSTRALIA				8700	
236 NEW ZEAL				4755	
305 AUSTRIA				4240	
306 BELGIUM		500		3908	
312 CHILE				800	
314 COLOMBIA				1555	
316 CUBA		31669		34277	
318 DENMARK		367		891	
326 FINLAND				150	
327 FRANCE		1890		4099	
329 INDOCHINA				1000	
334 ST PIERRE				679	
335 GERMANY W		940		6923	
336 GREECE				1627	
338 HAITI				45198	
339 HONDURAS				12196	
340 HUNGARY				200	
344 ITALY		500		8400	
347 JAPAN				3610	
352 MEXICO		500		3268	
353 MOROCCO				943	
354 NETHRLNDS				15054	
357 NETH ANT				92	
359 NORWAY				456	
361 PANAMA				219	
363 PERU				2069	
364 PHIL				7655	
366 PORTUGAL		57		57	
375 SWEDEN				822	
376 SWITZRLND		684		1210	
381 ALASKA				600	
383 HAWAII		979		1979	
384 P RICO				410	
387 VENEZUELA				53176	
389 IRELAND				100	
400 U STATES		1012032		5084710	
		1062996		5549225	
ARMS ETC BRITISH OR NATO CTYS					9196
100 U KINGDOM		96996		1118949	
215 INDIA		1584		1746	
221 B GUIANA				701	
224 JAMAICA				875	
306 BELGIUM				8431	
316 CUBA		1234		2773	
318 DENMARK		25115		43024	
327 FRANCE		3195		66806	
335 GERMANY W		43845		414992	
341 ICELAND				2218	
344 ITALY		14893		29397	
347 JAPAN		6224		37705	
353 MOROCCO				1187	
354 NETHRLNDS		4202		11592	
359 NORWAY				4176	
366 PORTUGAL		450		2022	
371 THAILAND				10055	
372 SPAIN		350		3867	
375 SWEDEN		1302		6544	
376 SWITZRLND		3259		61306	
381 ALASKA		12670		57726	
389 IRELAND				461	
400 U STATES		1912037		12047267	
		2127356		13933820	
EXWAREHOUSED SHIPS STORES NOP					9197
100 U KINGDOM		3478		22247	
221 B GUIANA		62		583	
316 CUBA				53	
327 FRANCE		629		4826	
335 GERMANY W				57	
354 NETHRLNDS		428		3134	
384 P RICO				117	
400 U STATES		8642		54067	
		13239		85084	
BATTERY JARS GLASS OR RUBBER					9199
100 U KINGDOM				925	
335 GERMANY W				1733	
400 U STATES		106024		955701	
		106024		958359	
CASUAL DONATIONS					9201
100 U KINGDOM				301	
220 BERMUDA				1973	
231 HONG KONG		79		79	
327 FRANCE				206	
335 GERMANY W				228	
354 NETHRLNDS				65	
359 NORWAY				451	
400 U STATES		3536		91322	
		3615		94625	
CORSET CLASPS STEELS WIRES					9202
100 U KINGDDM		569		4262	
400 U STATES		906		8838	
		1475		13100	
FEATHERS FLOWERS ART FOR HATS					9204
100 U KINGDOM		158		1016	

IMPORTS INTO CANADA FOR CONSUMPTION

Articles and Countries from which Imported	MONTH OF JULY 1957		SEVEN MONTHS ENDED JULY 1957		Class Number
	Quantities	Values (\$)	Quantities	Values (\$)	
305 AUSTRIA		292		2444	
317 CZECHOS		73		5877	
327 FRANCE		7845		45601	
335 GERMANY W		13120		57478	
344 ITALY		302		1473	
347 JAPAN		11539		82856	
376 SWITZRLND				106	
390 GERMANY E		2167		32659	
400 U STATES		9727		102886	
		45223		332396	
LIFEBOATS LIFESAVING APPARATUS					9205
100 U KINGDOM				3328	
400 U STATES				286	
				3614	
MINERS RESCUE APPLIANCES					9207
100 U KINGDOM		981		10025	
327 FRANCE				1119	
335 GERMANY W		329		8534	
400 U STATES		147506		1287047	
		148816		1306725	
MATERIALS FOR TEXTILE PRINTING					9208
100 U KINGDOM		2268		20676	
400 U STATES		3453		58186	
		5721		78862	
SALTS OF THORIUM OR CERIUM					9209
400 U STATES		11460		46050	
		11460		46050	
SPURS AND STILTS					9210
400 U STATES				1303	
				1303	
VACCINE AND PLASMA CONTAINERS					9212
100 U KINGDOM				57	
400 U STATES		3260		86391	
		3260		86448	
GOODS FREE BY ORDER IN COUNCIL					9213
100 U KINGDOM		2713		8433	
327 FRANCE		300		300	
359 NORWAY				65	
400 U STATES		27072		79239	
		30085		88037	
ARTICLES FOR MFR TOBACCO PIPES					9214
100 U KINGDOM				656	
327 FRANCE				232	
400 U STATES		680		4156	
		680		5044	
SAFETY GLASS SHEET ADHESIVES					9215
400 U STATES		74897		694892	
		74897		694892	
TOURIST PURCHASES DUTY FREE					9228
100 U KINGDOM		209976		682097	
203 B E AFR		357		1619	
205 RHOD NYAS				33	
207 UN SO AFR				70	
208 BSA OTHER				64	
211 NIGERIA		82		82	
213 BWA OTHER				190	
215 INDIA		86		1089	
216 PAKISTAN		55		486	
217 CEYLON				398	
220 BERMUOA		4284		66213	
221 B GUIANA		44		236	
222 B HOND		1855		20967	
223 BARBAOOS		619		6313	
224 JAMAICA		972		15101	
225 TRINIDAO		269		19420	
227 BAHAMAS		439		16708	
228 LEEW WIND				25	
230 GIBRALTAR				251	
231 HONG KONG		355		3709	
232 MALTA				63	
234 AUSTRALIA		141		4038	
236 NEW ZEAL				1518	
303 ARABIA		50		50	
304 ARGENTINA				946	
305 AUSTRIA		1162		5968	
306 BELGIUM		903		3418	
309 BRAZIL				445	
311 BURMA				55	
313 CHINA				293	
314 COLOMBIA		45		347	
316 CUBA		291		8913	
317 CZECHOS		100		472	
318 DENMARK		818		4604	
319 GREENLAND		358		5307	
320 DOM REP				40	
322 EGYPT		314		5397	
326 FINLAND		281		634	
327 FRANCE		21728		70782	
328 FR AFRICA				47	
334 ST PIERRE		1505		4532	
335 GERMANY W		12536		75177	
336 GREECE		348		771	
337 GUATEMALA		57		172	
338 HAITI		94		736	
340 HUNGARY				71	
341 ICELAND		146		1090	

IMPORTS INTO CANADA FOR CONSUMPTION

Articles and Countries from which Imported	MONTH OF JULY 1957		SEVEN MONTHS ENDED JULY 1957		Class Number
	Quantities	Values (\$)	Quantities	Values (\$)	
342 IRAN				97	
343 IRAQ		50		50	
344 ITALY		9 438		4 6594	
347 JAPAN				9 533	
348 KOREA				30	
352 MEXICO		4 980		7 6476	
353 MOROCCO				71	
354 NETHRLNDS		5 484		2 9937	
355 INDONESIA				46	
357 NETH ANT				1 529	
359 NORWAY		4 53		2 933	
360 ISRAEL		1 42		2 381	
361 PANAMA				107	
363 PERU		19		919	
365 POLAND		4 12		573	
366 PORTUGAL				2 598	
367 AZORES		6 130		1 2045	
370 ROUMANIA		64		154	
372 SPAIN		474		3 441	
375 SWEDEN		606		2 685	
376 SWITZRLND		3 435		1 1592	
380 USSR				304	
381 ALASKA				4 370	
382 VIRGIN IS				670	
383 HAWAII		6 21		5 4262	
384 P RICO				3 097	
387 VENEZUELA		1 27		284	
388 YUGO SLAV				69	
389 IRELAND		1 2182		1 6728	
392 SYRIA		91		291	
400 U STATES		7 478884		3 6023170	
		7783862		37337993	
CARTRIDGES SHOT GUN SHELLS					
100 U KINGDOM				681	9 237
344 ITALY				420	
400 U STATES		2 6230		4 9044	
		2 6230		5 0145	
DEXTROSE SOLUTIONS THERAPEUTIC					
400 U STATES		2 1270		2 10013	9 238
		2 1270		2 10013	
METALLIC CARTRIDGES AMMUNITION					
100 U KINGDOM		1 925		7 706	9 239
306 BELGIUM				185	
318 DENMARK				2 506	
326 FINLAND				176	
335 GERMANY W		2 217		5 604	
344 ITALY		275		350	
375 SWEDEN				309	
400 U STATES		7 638		7 5629	
		1 2055		9 2465	
BLACKBOARDS OF SLATE OR PAPER					
335 GERMANY W				853	9 240
344 ITALY		4 027		1 5602	
366 PORTUGAL		64		3512	
400 U STATES		4 0385		2 61662	
		4 4476		2 81629	
PRESENTATIONS FOR LIFE SAVING					
400 U STATES				145	9 241
				145	
BIOLOGICAL PRODUCTS N O P					
100 U KINGDOM		7 635		1 9334	9 242
234 AUSTRALIA				2 838	
236 NEW ZEAL		9 66		966	
327 FRANCE				807	
335 GERMANY W				378	
344 ITALY		50		50	
354 NETHRLNDS				750	
375 SWEDEN				990	
376 SWITZRLND				862	
400 U STATES		1 08470		9 10046	
		1 17121		9 37021	
BASKETS OF ALL KINDS N O P					
100 U KINGDOM		1 500		5 625	9 243
215 INDIA		85		385	
231 HONG KONG		3 146		1 2513	
305 AUSTRIA				263	
306 BELGIUM		9 24		1 0967	
313 CHINA				1 105	
318 DENMARK				187	
327 FRANCE		1 20		1 815	
335 GERMANY W		4 849		1 0898	
340 HUNGARY		575		1 087	
344 ITALY		1 327		4 774	
347 JAPAN		1 970		3 9344	
352 MEXICO		1 35		1 5143	
354 NETHRLNDS				189	
365 POLAND		5 382		2 7290	
366 PORTUGAL		1 544		4 078	
367 AZORES		2 991		7 351	
372 SPAIN		71		6 050	
375 SWEDEN				229	
388 YUGO SLAV		624		9 148	
400 U STATES		3 2333		1 56493	
		5 7576		3 14934	
COMMUNION SETS CHURCH ARTICLES					
100 U KINGDOM		1 510		1 5174	9 244

IMPORTS INTO CANADA FOR CONSUMPTION

Articles and Countries from which Imported	MONTH OF JULY 1957		SEVEN MONTHS ENDED JULY 1957		Class Number
	Quantities	Values (\$)	Quantities	Values (\$)	
215 INDIA				113	
231 HONG KONG		83		1991	
234 AUSTRALIA				274	
305 AUSTRIA				1993	
306 BELGIUM		303		4848	
313 CHINA				744	
317 CZECHOS		11053		44030	
318 DENMARK		652		720	
327 FRANCE		21789		163900	
335 GERMANY W		6719		39114	
344 ITALY		70826		320323	
347 JAPAN		3291		84933	
352 MEXICO				203	
354 NETHRLNDS		654		1019	
360 ISRAEL		362		1933	
365 POLAND				50	
366 PORTUGAL		1899		2791	
371 THAILAND				309	
372 SPAIN		1773		3241	
376 SWITZRLND				341	
383 HAWAII				295	
389 IRELAND		2152		3712	
400 U STATES		35858		326815	
		158924		1018866	
CARTRIDGE CASES GUN WADS CAPS					9246
100 U KINGDOM		852		852	
335 GERMANY W		13319		13568	
375 SWEDEN				96	
400 U STATES		629		173901	
		14800		188417	
AMMUNITION N O P					9247
100 U KINGDOM		31215		455338	
306 BELGIUM				3966	
327 FRANCE				2700	
335 GERMANY W		1230		2502	
359 NORWAY				7223	
375 SWEDEN		1880		244705	
400 U STATES		61221		1879769	
		95546		2596203	
ELECTRICAL ENERGY	MKWH				9249
400 U STATES	334	5362	183751	940605	
	334	5362	183751	940605	
ICE					9251
400 U STATES		166		2333	
		166		2333	
INCUBATORS BROODERS AND PARTS	NO				9252
100 U KINGDOM			6	766	
400 U STATES	89	34381	13834	500150	
	89	34381	13840	500916	
IRON SAND PRESSURE BLASTING					9253
100 U KINGDOM		4555		58817	
400 U STATES		68144		458684	
		72699		517501	
BALL POINT PENS AND PARTS					9254
100 U KINGDOM		28141		30479	
234 AUSTRALIA				940	
306 BELGIUM				76	
335 GERMANY W		377		7139	
344 ITALY				123	
347 JAPAN		623		3585	
376 SWITZRLND		105		295	
400 U STATES		158075		1266895	
		187321		1309532	
ALABASTER SPAR AMBER ORNAMENTS					9255
100 U KINGDOM		11505		65124	
203 B E AFR				276	
215 INDIA				66	
231 HONG KONG		69		7432	
305 AUSTRIA		335		927	
306 BELGIUM				76	
317 CZECHOS				3642	
318 DENMARK		1162		1162	
327 FRANCE		1821		6244	
335 GERMANY W		20019		35171	
344 ITALY		3910		16567	
347 JAPAN		22529		98800	
352 MEXICO				193	
354 NETHRLNDS				65	
365 POLAND		9020		14688	
376 SWITZRLND				503	
390 GERMANY E		6534		20088	
400 U STATES		24480		102762	
		101384		373786	
MACHINE CARD CLOTHING					9256
100 U KINGDOM		21563		129575	
306 BELGIUM				149	
335 GERMANY W		1964		2573	
400 U STATES		8672		81429	
		32199		213726	
PENCILS LEAD NON PROPELLING	GROSS				9257
100 U KINGDOM	516	1111	3074	8547	
317 CZECHOS	125	158	1131	1436	
327 FRANCE			12	125	
335 GERMANY W	5353	11060	10439	24675	
347 JAPAN	2462	2048	14394	13599	
400 U STATES	668	3875	12854	45639	
	9124	18252	41904	94021	

IMPORTS INTO CANADA FOR CONSUMPTION

177

Articles and Countries from which Imported	MONTH OF JULY 1957		SEVEN MONTHS ENDED JULY 1957		Class Number
	Quantities	Values (\$)	Quantities	Values (\$)	
PENCILS LEAD N O P					9 258
100 U KINGDOM		328		1164	
318 DENMARK		673		963	
327 FRANCE				234	
335 GERMANY W		258		8164	
344 ITALY		166		166	
347 JAPAN		310		1131	
376 SWITZRLND		175		567	
400 U STATES		18712		66765	
		20622		79154	
PENS FOUNTAIN EXCPT BALL POINT					9 259
100 U KINGDOM		838		1948	
231 HONG KONG				113	
335 GERMANY W		719		8977	
344 ITALY		2234		5160	
347 JAPAN		445		1845	
376 SWITZRLND				165	
400 U STATES		4414		46219	
		8650		64427	
PENS N O P PENHOLDERS RULERS					9 260
100 U KINGDOM		5348		19654	
231 HONG KONG				130	
335 GERMANY W		1563		6959	
344 ITALY				834	
347 JAPAN		596		596	
400 U STATES		12882		109265	
		20389		137438	
PRECIOUS STONES NOT MOUNTED					9 262
100 U KINGDOM		7175		123754	
215 INDIA				8994	
217 CEYLON				5856	
231 HONG KONG		4978		14187	
234 AUSTRALIA				635	
305 AUSTRIA		27140		170296	
309 BRAZIL				268	
317 CZECHO S		6408		45648	
327 FRANCE		1120		30510	
335 GERMANY W		13905		124105	
344 ITALY		415		2592	
347 JAPAN		21848		179781	
352 MEXICO		341		4859	
371 THAILAND		666		2958	
372 SPAIN				1194	
376 SWITZRLND		952		37025	
400 U STATES		40392		267268	
		125340		1019930	
PULLEYS BELT POWER TRANS NOP					9 263
100 U KINGDOM		6478		33841	
335 GERMANY W		538		4850	
344 ITALY		402		542	
354 NETHRLNDS		1540		4960	
375 SWEDEN				156	
400 U STATES		80946		631256	
		89904		675605	
SETTLERS EFFECTS					9 264
100 U KINGDOM		1408762		6363672	
203 B E AFR		905		12632	
205 RHOD NYAS		500		6236	
207 UN SO AFR		15635		44193	
208 BSA OTHER				1105	
210 G COAST		175		175	
211 NIGERIA		1005		2172	
215 INDIA		8165		28959	
216 PAKISTAN				6995	
217 CEYLON		500		2797	
218 MALAYA		6875		19626	
220 BERMUDA		4682		11391	
221 B GUIANA				10780	
223 BARBADOS		9815		12890	
224 JAMAICA		4710		31730	
225 TRINIDAD		3725		20087	
227 BAHAMAS				220	
228 LEEW WIND		600		600	
229 FALKLAND				75	
230 GIBPALTAR				6000	
231 HONG KONG		7563		35173	
232 MALTA		2625		12845	
234 AUSTRALIA		11870		79982	
235 FIJI		1100		1850	
236 NEW ZEAL		2322		27954	
303 ARABIA				291	
304 ARGENTINA		4350		14800	
305 AUSTRIA		24905		107400	
306 BELGIUM		42248		185986	
307 BEL CONGO				600	
308 BOLIVIA				8652	
309 BRAZIL		1200		26925	
311 BURMA				105	
312 CHILE				2775	
313 CHINA		100		1040	
314 COLOMBIA				5385	
315 C RICA		100		100	
316 CUBA				1780	
317 CZECHO S				2380	
318 DENMARK		86179		428980	
322 EGYPT		4315		20641	

IMPORTS INTO CANADA FOR CONSUMPTION

Articles and Countries from which Imported	MONTH OF JULY 1957		SEVEN MONTHS ENDED JULY 1957		Class Number
	Quantities	Values (\$)	Quantities	Values (\$)	
324 ESTONIA				1990	
325 ETHIOPIA				500	
326 FINLAND		6500		34424	
327 FRANCE		83745		390793	
328 FR AFRICA		6025		33810	
335 GERMANY W		580414		2412715	
336 GREECE		4326		33291	
340 HUNGARY		16150		211305	
341 ICELAND		700		3200	
342 IRAN				5279	
343 IRAQ				500	
344 ITALY		40053		133989	
347 JAPAN		5805		59848	
348 KOREA				100	
349 LATVIA		825		975	
352 MEXICO		2046		5419	
353 MOROCCO		8183		75179	
354 NETHRLNDS		580015		2541924	
355 INDONESIA				2255	
357 NETH ANT		2143		2450	
358 NICARAGUA				50	
359 NORWAY		21473		70333	
360 ISRAEL		450		11090	
363 PERU		900		13370	
364 PHIL		11000		16500	
365 POLAND		2845		16955	
366 PORTUGAL		1630		8250	
367 AZORES		500		500	
371 THAILAND				3395	
372 SPAIN		895		2947	
374 SPAN AFR				2000	
375 SWEDEN		27370		107317	
376 SWITZRLND		108910		269015	
379 TURKEY		4600		7377	
380 USSR				1610	
381 ALASKA		85		4237	
382 VIRGIN IS				4500	
383 HAWAII				4800	
386 URUGUAY				100	
387 VENEZUELA		33590		54654	
388 YUGO SLAV		1965		5315	
389 IRELAND		11132		38230	
390 GERMANY E				200	
391 LEBANON		110		12085	
392 SYRIA		250		350	
393 TAIWAN				4000	
394 PORT E AF		200		300	
400 U STATES		2206815		9940943	
		5426581		24098348	
SHOW CASES AND METAL PARTS					9265
100 U KINGDOM				368	
335 GERMANY W				2573	
400 U STATES		23497		133843	
		23497		136784	
SIGNS LETTERS OTHER THAN PAPER					9266
100 U KINGDOM		3372		26605	
306 BELGIUM				1155	
327 FRANCE				467	
335 GERMANY W		1154		2595	
347 JAPAN				1360	
375 SWEDEN		135		1663	
376 SWITZRLND		664		2136	
389 IRELAND				96	
400 U STATES		58839		485957	
		64164		522034	
MEASURING RULES AND TAPES					9267
100 U KINGDOM		7417		74082	
317 CZECHOS		424		1212	
318 DENMARK				156	
335 GERMANY W		663		28713	
344 ITALY				1631	
347 JAPAN		273		2094	
354 NETHRLNDS		316		4076	
376 SWITZRLND				261	
400 U STATES		42199		372963	
		51292		485188	
WASTE AND JUNK N O P	CWT				9269
100 U KINGDOM	289	1387	1206	3200	
400 U STATES	276418	16912	2023844	98930	
	276707	18299	2025050	102130	
WAX VEGETABLE AND MINERAL N O P	LB				9270
100 U KINGDOM	994	406	4078	1776	
309 BRAZIL	98746	76142	1110932	822648	
317 CZECHOS	13228	2990	13228	2990	
335 GERMANY W	7751	5416	30344	21157	
352 MEXICO	21545	13224	71456	57309	
390 GERMANY E			441	132	
400 U STATES	32800	18009	322686	209303	
	175064	116187	1553165	1115315	
WAX AND MANUFACTURES N O P					9271
100 U KINGDOM		999		6706	
207 UN SO AFR				1056	
335 GERMANY W		130		18092	
344 ITALY				667	
352 MEXICO				110	
376 SWITZRLND				137	

IMPORTS INTO CANADA FOR CONSUMPTION

Articles and Countries from which imported	MONTH OF JULY 1957		SEVEN MONTHS ENDED JULY 1957		Class Number
	Quantities	Values (\$)	Quantities	Values (\$)	
400 U STATES		32169		196988	
		33298		223756	
WHIPS AND PARTS					9272
100 U KINGDOM		268		4100	
400 U STATES		170		4407	
		438		8507	
WINDOW CORNICES CORNICE POLES					9273
400 U STATES				282	
				282	
UNENUMERATED ARTICLES					9274
SHIPMENTS UNDER 50 DOLLARS					9275
100 U KINGDOM		114248		777900	
203 B E AFR		34		327	
205 RHOD NYAS				7	
207 UN SO AFR		142		950	
208 BSA OTHER		43		254	
210 G COAST				21	
211 NIGERIA		31		31	
215 INOIA		571		4578	
216 PAKISTAN		68		355	
217 CEYLON		43		292	
218 MALAYA		67		409	
219 BEI OTHER				2	
220 BERMUOA		21		649	
221 B GUIANA		278		875	
222 B HONO		231		970	
223 BARBADOS		13		320	
224 JAMAICA		237		1582	
225 TRINIOAD		15		578	
227 BAHAMAS		20		167	
228 LEEW WIND				63	
231 HONG KONG		8297		68171	
232 MALTA				32	
234 AUSTRALIA		862		4612	
236 NEW ZEAL		248		458	
304 ARGENTINA		103		450	
305 AUSTRIA		1814		8474	
306 BELGIUM		1776		15845	
307 BEL CONGO				3	
309 BRAZIL		5		1004	
310 BULGARIA				1	
312 CHILE				2267	
313 CHINA		43		555	
314 COLOMBIA				25	
315 C RICA		21		902	
316 CUBA		317		2470	
317 CZECHO S		336		3433	
318 DENMARK		2063		11833	
319 GREENLAND				205	
320 DOM REP				37	
321 ECUADOR		9		1069	
322 EGYPT		65		507	
324 ESTONIA		4		36	
325 ETHIOPIA				89	
326 FINLAND		161		1339	
327 FRANCE		11563		72656	
328 FR AFRICA		17		57	
329 INDOCHINA				51	
334 ST PIERRE		509		646	
335 GERMANY W		26906		173710	
336 GREECE		466		1259	
337 GUATEMALA		313		1978	
338 HAITI				186	
339 HONDURAS		11		284	
340 HUNGARY		80		833	
341 ICELAND				25	
342 IRAN				369	
344 ITALY		7498		39083	
347 JAPAN		14871		83027	
348 KOREA				1	
349 LATVIA				20	
352 MEXICO		1045		9505	
353 MOROCCO				99	
354 NETHRLNDS		4223		43239	
355 INOONESIA		11		25	
357 NETH ANT				30	
359 NORWAY		739		4183	
360 ISRAEL		50		526	
361 PANAMA				150	
362 PARAGUAY				7	
363 PERU		52		73	
364 PHIL				16	
365 POLANO		44		565	
366 PORTUGAL		313		1938	
367 AZORES		154		910	
370 ROUMANIA				92	
371 THAILAND		3		108	
372 SPAIN		547		3300	
373 CANARY IS				30	
375 SWEDEN		2585		17029	
376 SWITZRLNO		5242		31156	
378 JORDAN				71	
379 TURKEY		123		209	
380 USSR		30		461	
381 ALASKA		2437		9327	

IMPORTS INTO CANADA FOR CONSUMPTION

Articles and Countries from which Imported	MONTH OF JULY 1957		SEVEN MONTHS ENDED JULY 1957		Class Number
	Quantities	Values (\$)	Quantities	Values (\$)	
382 VIRGIN IS					5
383 HAWAII		190		2700	
384 P R I C O		312		1767	
387 VENEZUELA		135		416	
388 YUGO SLAV		3		310	
389 IRELAND		280		1099	
390 GERMANY E		129		969	
391 LEBANON		61		86	
392 SYRIA				74	
393 TAIWAN				6	
400 U STATES		3932677		28786677	
		4145805		30205490	

Value, Price and Volume Indexes of Imports for Consumption

The following table gives index numbers of the declared (statistical) value of imports for consumption by months, and of the unit value (price) and volume of these imports. The value index expresses the value of imports in a given month as a percentage of the monthly average in the base year. The price index is of the fixed-weight aggregative (Laspeyres) type, and combines unit values calculated from the monthly import statistics with specified wholesale or other price quotations. These latter quotations are used where inadequate quantity reporting or insufficiently homogeneous items in the trade statistics prevent the obtaining of sufficiently representative unit value series. The volume index is derived by dividing the value index by the corresponding price index, and is, therefore, of the currently-weighted (Paasche) type. These indexes are computed with 1948 as an interim reference base pending conversion to the Bureau's official post-war reference base (1949).

In computing the price index certain adjustments were made to the regular grouping of commodities used in the trade statistics, and all three indexes are presented on the basis of these adjusted groups. The chief adjustments are as follows: the two groups "agricultural and vegetable products" and "animals and animal products" have been combined into one group now titled "agricultural and animal products"; the sub-group "rubber and its products" (1678-1732) and the item "advertising matter" (4291) have been transferred to the "miscellaneous products" group; the item "arms, etc., British or N.A.T.O. countries" (9196) has been deducted from the "miscellaneous products" total and the grand total; three "ships" items (9155-57) have been transferred to the "iron and steel and their products" group; and a few other adjustments designed to improve group classification by component material have been made.

These indexes are currently computed from the original data for months, quarters and calendar years. Approximate indexes for other periods may be obtained by averaging the monthly values. Although such indexes will be less accurate than would result from a separate computation based on the original data, the margin of error is insufficient to necessitate a lengthy separate computation.

A complete record of these series by months for the post-war period is published in issues of Volume 1 of the annual report "Trade of Canada". Some additional commodity information appears in issues of the "Review of Foreign Trade". Details of the computation of the price indexes are given in D.B.S. Reference Paper, No. 8, 1950, titled "Export and Import Price Indexes by Months, July, 1945 - June, 1950 (1948=100)".

MONTHLY INDEX NUMBERS OF DECLARED VALUES, PRICES AND PHYSICAL VOLUME OF IMPORTS FOR CONSUMPTION, BY GROUPS

Interim base, 1948 = 100

Month	Total			Agricultural and Animal Products			Fibres and Textiles			Wood Products and Paper			
	1955	1956	1957	1955	1956	1957	1955	1956	1957	1955	1956	1957	
INDEX OF DECLARED VALUES													
1	January	139.0	183.2	208.2	127.4	132.2	155.0	104.1	126.0	122.7	212.2	278.9	319.2
2	February	139.3	183.5	195.5	124.5	137.5	136.4	100.3	126.0	124.2	238.4	313.1	305.6
3	March	168.6	210.0	212.8	134.4	137.7	145.4	121.5	125.5	126.2	263.4	307.7	311.6
4	April	172.9	240.0	243.8	147.5	156.2	180.2	116.0	132.7	134.1	241.2	311.4	330.5
5	May	195.7	248.0	251.4	161.7	190.3	210.1	112.5	131.3	126.0	275.6	330.3	320.6
6	June	180.6	221.6	206.1	155.0	177.6	168.8	97.8	102.7	106.5	268.7	306.8	264.7
7	July	167.6	218.1	217.4	127.2	171.0	174.0	93.6	106.1	105.5	241.1	326.3	291.5
8	August	191.2	212.9		146.2	163.2		117.2	121.0		294.8	322.6	
9	September	187.6	196.2		143.3	154.3		107.4	97.2		290.9	315.1	
10	October	207.1	245.3		180.1	212.9		115.7	125.0		317.5	357.1	
11	November	201.0	236.3		177.2	211.7		118.4	136.3		302.1	327.7	
12	December	175.1	181.0		162.9	162.0		101.4	95.4		259.2	249.9	
AI	Annual Index	177.1	214.7		149.0	167.2		108.8	118.8		267.1	312.2	
INDEX OF PRICES													
1	January	109.0	113.4	115.0	102.5	98.8	100.1	98.3	92.7	92.1	116.3	122.8	123.6
2	February	109.6	113.8	116.1	102.1	99.4	100.1	97.6	93.5	92.3	117.2	123.1	123.2
3	March	110.4	114.4	116.7	101.7	98.7	102.6	97.7	93.4	90.5	118.4	123.5	124.0
4	April	110.6	113.8	117.4	100.8	100.0	105.4	96.3	90.0	89.9	119.0	123.5	124.3
5	May	109.7	113.1	116.7	98.3	100.3	106.5	95.7	88.2	90.2	119.6	124.0	125.0
6	June	109.8	113.5	116.7	99.7	104.1	108.0r	97.1	88.1	89.5r	118.9	124.4	125.6
7	July	109.1	112.4	115.7	97.8	101.6	105.5	95.3	88.6	88.2	119.1	124.2	126.5
8	August	109.6	112.4		98.6	101.8		95.7	87.7		119.2	124.3	
9	September	111.3	112.0		98.9	101.5		96.1	86.2		119.9	124.4	
10	October	112.1	112.8		99.1	100.4		94.0	88.3		120.3	123.9	
11	November	112.8	113.0		98.8	99.2		91.2	89.1		121.6	123.6	
12	December	113.6	113.5		99.5	100.0		93.2	90.2		122.8	123.3	
AI	Annual Index	110.5	113.0		99.8	99.9		95.5	89.2		119.4	123.8	
INDEX OF PHYSICAL VOLUME													
1	January	127.5	161.6	181.0	124.3	133.8	154.8	105.9	135.9	133.2	182.5	227.1	258.3
2	February	127.1	161.2	168.4	121.9	138.3	136.3	102.8	134.8	134.6	203.4	254.3	248.1
3	March	152.7	183.6	182.3	132.2	139.5	141.7	124.4	134.4	139.4	222.5	249.1	251.3
4	April	156.3	210.9	207.7	146.3	156.2	171.0	120.5	147.4	149.2	202.7	252.1	265.9
5	May	178.4	219.3	215.4	164.5	189.7	197.3	117.6	148.9	139.7	230.4	266.4	256.5
6	June	164.5	195.2	176.6	155.5	170.6	156.3r	100.7	116.6	119.0r	226.0	246.6	210.7
7	July	153.6	194.0	187.9	130.1	168.3	164.9	98.2	119.8	119.6	202.4	262.7	230.4
8	August	174.5	189.4		148.3	160.3		122.5	138.0		247.3	259.5	
9	September	168.6	175.2		144.9	152.0		111.8	112.8		242.6	253.3	
10	October	184.7	217.5		181.7	212.1		123.1	141.6		263.9	288.2	
11	November	178.2	209.1		179.4	213.4		129.8	153.0		248.4	265.1	
12	December	154.1	159.5		163.7	162.0		108.8	105.8		211.1	202.7	
AI	Annual Index	160.3	190.0		149.3	167.4		113.9	133.2		223.7	252.2	

r: revised

MONTHLY INDEX NUMBERS OF DECLARED VALUES, PRICES AND PHYSICAL VOLUME OF IMPORTS FOR CONSUMPTION, BY GROUPS

Interim base, 1948 = 100

Iron and Steel and their Products			Non-Ferrous Metals and their Products			Non-Metallic Minerals and their Products			Chemicals and Fertilizers			Miscellaneous Products			
1955	1956	1957	1955	1956	1957	1955	1956	1957	1955	1956	1957	1955	1956	1957	
INDEX OF DECLARED VALUES															
152.7	229.7	289.2	228.5	269.9	321.4	79.4	112.1	113.2	173.2	212.5	223.6	268.5	341.9	329.8	1
155.9	234.2	269.8	203.1	274.7	275.2	78.0	97.3	101.9	166.4	224.6	250.7	300.3	338.4	332.9	2
205.0	311.7	301.6	242.7	297.5	307.3	87.6	92.0	104.3	208.6	232.6	242.8	357.0	395.0	404.5	3
210.6	356.4	353.8	225.5	332.6	320.8	91.2	113.7	119.5	203.6	282.4	279.4	398.8	458.0	451.3	4
236.9	346.9	346.5	253.1	350.8	346.6	115.9	133.5	140.2	238.8	288.9	285.0	461.5	446.6	452.3	5
219.7	303.5	272.1r	239.9	330.2	291.4r	113.7	132.6	128.2	226.4	246.3	229.7	372.8	378.8	376.0	6
202.9	284.4	282.1	211.6	336.2	322.5	105.6	133.5	145.3	212.1	251.7	224.4	403.7	404.4	402.7	7
208.5	246.9		283.9	338.6		139.3	158.8		232.0	227.2		431.5	412.8		8
202.2	243.2		304.8	315.0		118.3	132.3		239.8	213.4		492.2	362.7		9
225.7	310.5		341.6	392.2		141.1	150.5		262.6	267.2		430.4	436.2		10
218.7	300.0		347.4	359.8		138.7	145.1		250.0	262.5		381.0	381.1		11
208.1	235.7		274.9	263.9		102.3	111.8		208.2	197.0		333.7	296.8		12
203.9	283.6		263.1	321.8		109.3	126.1		218.5	242.2		386.0	387.7		AI
INDEX OF PRICES															
120.4	132.0	136.5	121.6	131.9	134.8	100.4	101.6	104.7	107.5	112.2	110.8	111.8	128.8	115.4	1
121.9	132.9	136.8	122.3	132.2	135.9	100.3	101.3	108.7	108.4	112.3	110.9	114.7	127.7	117.8	2
123.3	133.4	136.9	123.1	132.5	136.0	101.2	103.8	110.4	109.4	112.7	111.1	117.6	126.8	117.3	3
123.6	133.3	137.4	124.4	132.6	136.7	102.2	103.4	111.9	109.6	112.8	111.8	119.2	123.0	112.6	4
123.6	133.1	136.9	124.4	133.5	136.4	100.6	102.3	109.0	110.1	112.1	110.5	116.9	118.9	112.1	5
123.7	132.8	136.5	125.2	134.0	136.6r	99.3	102.2	108.6r	109.7	111.7	109.8r	115.3	117.6	112.7	6
123.8	132.7	136.3	124.3	132.4	136.0	99.1	100.4	107.3	109.1	111.4	109.4	115.5	113.6	112.0	7
124.1	132.8		124.3	132.4		99.3	101.4		109.5	111.1		118.0	111.7		8
126.5	132.4		125.2	131.8		100.1	101.0		109.3	111.3		126.2	112.8		9
128.7	134.1		126.6	132.6		101.0	101.3		111.0	110.8		130.3	114.5		10
130.4	134.3		130.1	134.1		101.7	102.2		111.8	109.9		132.1	113.9		11
131.5	134.9		131.0	134.2		102.2	102.4		111.9	110.3		131.2	112.8		12
125.2	133.2		124.8	132.8		100.6	102.0		109.9	111.7		119.7	118.3		AI
INDEX OF PHYSICAL VOLUME															
126.8	174.0	211.9	187.9	204.6	238.4	79.1	110.3	108.1	161.1	189.4	201.8	240.2	265.5	285.8	1
127.9	176.2	197.2	166.1	207.8	202.5	77.8	96.1	93.7	153.5	200.0	226.1	261.8	265.0	282.6	2
166.3	233.7	220.3	197.2	224.5	226.0	86.6	88.6	94.5	190.7	206.4	218.5	303.6	311.5	344.8	3
170.4	267.4	257.5	181.3	250.8	234.7	89.2	110.0	106.8	185.8	250.4	249.9	334.6	372.4	400.8	4
191.7	260.6	253.1	203.5	262.8	254.1	115.2	130.5	128.6	216.9	257.7	257.9	394.8	375.6	403.5	5
177.6	228.5	199.3r	191.6	246.4	213.3r	114.5	129.7	118.0r	206.4	220.5	209.2r	323.3	322.1	333.6	6
163.9	214.3	207.0	170.2	253.9	237.1	106.6	133.0	135.4	194.4	225.9	205.1	349.5	356.0	359.6	7
168.0	185.9		228.4	255.7		140.3	156.6		211.9	204.5		365.7	369.6		8
159.8	183.7		243.5	239.0		118.2	131.0		219.4	191.7		390.0	321.5		9
175.4	231.5		269.8	295.8		139.7	148.6		236.6	241.2		330.3	381.0		10
167.7	223.4		267.0	268.3		136.4	142.0		223.6	238.9		288.4	334.6		11
158.3	174.7		209.8	196.6		100.1	109.2		186.1	178.6		254.3	263.1		12
162.9	212.9		210.8	242.3		108.6	123.6		198.8	216.8		322.5	327.7		AI



CANADA

TRADE OF CANADA

IMPORTS

AUGUST, 1957

AND

EIGHT MONTHS ENDED AUGUST, 1957

DOMINION BUREAU OF STATISTICS

International Trade Division

External Trade Section

1881

100,000

100,000

100,000

100,000

100,000

100,000

100,000

100,000

100,000

100,000

100,000

100,000

100,000

100,000

100,000

100,000

100,000

100,000

100,000

100,000

100,000

100,000

100,000

100,000

100,000

100,000

100,000

100,000

100,000

100,000

100,000

100,000

100,000

IMPORTS INTO CANADA FOR CONSUMPTION

Changes affecting Previous Reports
 Cumulative totals adjusted in August Report

1957
 Import
 List No. 9

MONTH OF JANUARY, 1957

Class Number		
7072 - Deduct from United States	60,712 cwt.	\$106,368
7141 - Add to United States	60,712 cwt.	\$106,368
7185 - Deduct from United States	1,965,789 gal.	\$138,622
7173 - Add to United States	1,965,789 gal.	\$138,622

MONTH OF FEBRUARY, 1957

Class Number		
7185 - Deduct from United States	4,208,753 gal.	\$312,763
7173 - Add to United States	4,208,753 gal.	\$312,763

MONTH OF MARCH, 1957

Class Number		
7072 - Deduct from United States	102,686 cwt.	\$199,622
7141 - Add to United States	102,686 cwt.	\$199,622
7185 - Deduct from United States	868,062 gal.	\$ 65,715
7173 - Add to United States	868,062 gal.	\$ 65,715

MONTH OF APRIL, 1957

Class Number		
7072 - Deduct from United States	128,104 cwt.	\$254,352
7141 - Add to United States	128,104 cwt.	\$254,352
7185 - Deduct from United States	1,048,056 gal.	\$ 79,341
7173 - Add to United States	1,048,056 gal.	\$ 79,341

MONTH OF MAY, 1957

Class Number		
7072 - Deduct from United States	63,648 cwt.	\$123,731
7141 - Add to United States	63,648 cwt.	\$123,731
7185 - Deduct from United States	1,212,794 gal.	\$ 90,284
7173 - Add to United States	1,212,794 gal.	\$ 90,284

MONTH OF JUNE, 1957

Class Number		
277 - Deduct from United Kingdom	396,000 lb.	\$ 91,148
276 - Add to Ireland	396,000 lb.	\$ 68,348
7185 - Deduct from United States	1,409,709 gal.	\$110,394
7173 - Add to United States	1,409,709 gal.	\$110,394

DOMINION BUREAU OF STATISTICS
International Trade Division
External Trade Section

TRADE OF CANADA

IMPORTS

AUGUST, 1957

AND

EIGHT MONTHS ENDED AUGUST, 1957

Published by Authority of
The Honourable Gordon Churchill, Minister of Trade and Commerce

7502-505-87

Price \$5 a year
Single copies 50 cents

Vol. 14, No. 8




TABLE OF CONTENTS

	Page
EXPLANATORY NOTES	2
KEY TO ABBREVIATIONS OF COUNTRIES	3
 SUMMARY TABLES:	
Imports into Canada for Consumption, by Countries	4
Imports into Canada for Consumption, by Main Groups	6
 DETAILED TABLES:	
Imports for Consumption, by Articles and Countries:	
Agricultural and Vegetable Products (except Chemicals, Fibres and Wood):	Class Number
A — Mainly Food	1 to 390
B — Other than Food	1501 to 1846
Animals and Animal Products (except Chemicals and Fibres).....	2012 to 2348
Fibres, Textiles and Textile Products	3001 to 3576
Wood, Wood Products and Paper	4002 to 4311
Iron and Its Products	5001 to 5738
Non-Ferrous Metals and Their Products (except Gold)	6001 to 6260
Non-Metallic Minerals and Their Products (except Chemicals).....	7001 to 7304
Chemicals and Allied Products	8001 to 8950
Miscellaneous Commodities	9000 to 9275

VALUE AND VOLUME at end of report

EXPLANATORY NOTES

1. **Source of Data.** Statistics of imports are based upon the declarations of importers (import entries) as subsequently checked by customs officials.
2. **Valuation.** The value of goods imported is the value as determined for customs duty purposes. In most cases this corresponds to the value shown on the invoice accompanying the goods, converted to Canadian dollars at authorized exchange rates (usually the commercial rate prevailing on the date at which the goods were actually despatched to Canada), and excluding such charges as freight, insurance, handling and taxes. In effect, therefore, import values are taken f.o.b. point of shipment in the country of export.
3. **Units of Quantity.** Weight, where shown, is the net weight of the goods, excluding the weight of such packing as is required for shipment, except in certain special cases otherwise defined in the Customs Tariff. The expression "ton" means 2,000 pounds, and "cwt." 100 pounds, avoirdupois. Where other units of quantity are used, Imperial standards apply.

In this report are items such as "engines, gas, n.o.p., and parts" which show a quantity in "number" as well as value. In these items the "number" refers only to the number of substantially complete articles imported, while the value includes also the value of any parts of the article imported. For such items the average value per unit cannot be ascertained.
4. **Coverage.** Statistics of imports include all goods which enter Canada and are cleared by customs officials for domestic sale or use. The series, therefore, includes goods which are cleared by customs immediately on entry into the country, and goods cleared out of customs warehouses; but excludes goods placed in customs warehouses on entering the country. The technical phrase "Imports entered for consumption" which is sometimes used to describe Canadian import statistics does not imply that all imports will actually be consumed in Canada, but only that they are free to be so consumed without further customs formalities.
5. **Exclusions.** Import statistics exclude gold, but include gold products where the value of the gold content is less than 80% of the value of the article. A small amount of gold scrap in the form of jewellers' sweepings is also included. Some goods for the use of United States forces stationed at treaty bases in Canada are excluded, as are ships of British construction and registry imported for use in Canada, ships purchased for use in foreign trade, bunker supplies and ships' stores purchased by Canadian vessels abroad, temporary imports for exhibition or competition, and Canadian-owned military equipment returned to Canada.
6. **Countries Credited.** Imports are usually credited to the country from which the goods were consigned to Canada. The country of consignment is the country from which goods have come to Canada without interruption of transit except in the course of transfer from one means of conveyance to another.

An exception to this rule is made in the case of imports of goods originating in Central or South America (including the Antilles and Bermuda) which are consigned to Canada from the United States. This class of imports is credited to the country in which the goods originated.
7. **Time Periods.** Import statistics for any month include all goods declared on import entries received at the Bureau of Statistics during the calendar month in question.
8. **Abbreviations.** Many descriptions of articles used in this report are abbreviated or incomplete because of mechanical limitations. Full descriptions of all articles appear in Volume III of the annual report "Trade of Canada". The letters "N.O.P." mean "not otherwise provided for".
9. **Revisions.** All statistics in this report are subject to revision.

KEY TO ABBREVIATIONS OF COUNTRIES

Note:— The classification of Countries with a statement of the territorial limits used for statistical purposes will be found in Volume I of the Annual Report of the Trade of Canada.

Aden	Aden	Ireland	Ireland
Afghan	Afghanistan	Israel	Israel
Alaska	Alaska	Ital Afr	Italian Africa
Albania	Albania	Italy	Italy
Virgin Is.	American Virgin Islands	Jamaica	Jamaica
Arabia	Arabia	Japan	Japan
Argentina	Argentina	Jordan	Jordan
Australia	Australia	Korea	Korea
Austria	Austria	Latvia	Latvia
Azores	Azores and Madeira	Lebanon	Lebanon
Bahamas	Bahamas	Leew Wind	Leeward and Windward Islands
Barbados	Barbados	Liberia	Liberia
Bel Congo	Belgian Congo	Libya	Libya
Belgium	Belgium and Luxembourg	Lithuania	Lithuania
Bermuda	Bermuda	Madagascr	Madagascar
Bolivia	Bolivia	Malaya	Malaya and Singapore
Brazil	Brazil	Malta	Malta
B E Afr	British East Africa	Mauritius	Mauritius and Seychelles
B Guiana	British Guiana	Mexico	Mexico
B Hond	British Honduras	Morocco	Morocco
Bulgaria	Bulgaria	Nethrlnds	Netherlands
Burma	Burma	Neth Ant	Netherlands Antilles
Canary Is	Canary Islands	New Zeal	New Zealand
Ceylon	Ceylon	Nicaragua	Nicaragua
Chile	Chile	Nigeria	Nigeria
China	China, except Taiwan	Norway	Norway
Colombia	Colombia	B E I Other	Other British East Indies
C Rica	Costa Rica	B Oceania	Other British Oceania
Cuba	Cuba	B S A Other	Other British South Africa
Czecho S	Czechoslovakia	B W A Other	Other British West Africa
Denmark	Denmark	Pakistan	Pakistan
Dom Rep	Dominican Republic	Panama	Panama
Ecuador	Ecuador	Paraguay	Paraguay
Egypt	Egypt	Peru	Peru
El Salvd	El Salvador	Phil	Philippines
Estonia	Estonia	Poland	Poland
Ethiopia	Ethiopia	Portugal	Portugal
Falkland	Falkland Islands	Port E Af	Portuguese East Africa
Finland	Finland	Port W Af	Portuguese West Africa
Fiji	Fiji	Port Asia	Portuguese Asia
France	France	P Rico	Puerto Rico
Fr Africa	French Africa	Rhod Nyas	Rhodesia and Nyasaland
Fr Guiana	French Guiana	Roumania	Roumania
Fr Oceana	French Oceania	U S S R	U.S.S.R. (Russia)
Fr W Ind	French West Indies	S Leone	Sierra Leone
Gambia	Gambia	Spain	Spain
Germany E	Germany, Eastern	Span Afr	Spanish Africa
Germany W	Germany, Federal Republic of	St. Pierre	St. Pierre and Miquelon
Gibraltar	Gibraltar	Sudan	Sudan
G Coast	Gold Coast	Surinam	Surinam
Greece	Greece	Sweden	Sweden
Greenland	Greenland	Switzrlnd	Switzerland
Guatemala	Guatemala	Syria	Syria
Haiti	Haiti (Republic of)	Taiwan	Taiwan (Formosa)
Hawaii	Hawaii	Thailand	Thailand (Siam)
Honduras	Honduras	Trinidad	Trinidad and Tobago
Hong Kong	Hong Kong	Turkey	Turkey
Hungary	Hungary	Un So Afr	Union of South Africa
Iceland	Iceland	U Kingdom	United Kingdom
India	India	U States	United States
IndoChina	Indo-China	U S Ocea	United States Oceania
Indonesia	Indonesia	Uruguay	Uruguay
Iran	Iran	Venezuela	Venezuela
Iraq	Iraq	Yugo Slav	Yugoslavia

IMPORTS INTO CANADA FOR CONSUMPTION, BY COUNTRIES (EXCLUDING GOLD)

Countries	Month of August		Eight Months ended August	
	1956	1957	1956	1957
	\$	\$	\$	\$
Commonwealth Countries				
United Kingdom.....	42,800,621	47,199,622	327,460,948	352,779,225
Aden.....	5,350	-	46,987	37,054
British East Africa.....	943,019	190,604	5,636,273	3,740,730
Mauritius and Seychelles.....	977,831	-	2,544,818	2,164,538
Rhodesia and Nyasaland.....	147,210	119,133	314,589	722,569
Union of South Africa.....	1,511,001	614,938	5,897,515	4,306,010
Other British South Africa.....	1,323	127	3,195	2,039
Gambia.....	-	-	-	-
Gold Coast.....	1,190,002	85,996	3,049,851	2,027,078
Nigeria.....	220,214	82,819	922,704	2,336,296
Sierra Leone.....	-	-	18,275	5,339
Other British West Africa.....	-	-	-	190
Ceylon.....	1,442,016	961,482	10,750,523	9,335,334
India.....	1,815,471	937,179	20,113,828	17,963,046
Malaya and Singapore.....	2,103,627	2,903,693	18,822,061	18,713,218
Pakistan.....	131,459	31,988	1,107,635	355,915
Other British East Indies.....	2,894	8,897	81,840	64,112
Bermuda.....	11,612	14,255	152,908	127,766
British Guiana.....	1,505,050	1,410,094	9,797,184	11,817,189
British Honduras.....	2,476	5,511	94,369	198,427
Bahamas.....	14,103	894	144,642	63,692
Barbados.....	276,930	1,637,097	3,836,675	5,101,558
Jamaica.....	2,890,392	3,375,177	17,252,690	29,152,818
Leeward and Windward Islands.....	30,397	62,793	1,862,165	1,957,710
Trinidad and Tobago.....	1,591,526	272,996	8,779,227	7,188,180
Falkland Islands.....	-	-	-	75
Gibraltar.....	97	-	884	6,251
Hong Kong.....	406,667	665,253	3,997,170	4,652,713
Malta.....	3,845	12,792	30,929	55,214
Australia.....	1,169,717	4,140,459	11,996,883	14,743,744
Fiji.....	859,810	1,400,372	2,915,409	3,712,258
New Zealand.....	1,699,742	1,576,611	10,929,802	9,208,875
Other British Oceania.....	142,234	-	142,234	-
Total Commonwealth Countries.....	63,896,636	67,710,782	468,704,213	502,539,163
Foreign Countries				
Afghanistan.....	-	-	-	-
Albania.....	-	-	-	-
Arabia.....	2,468,572	3,196,704	11,165,695	12,073,461
Argentina.....	483,632	579,177	3,053,372	3,053,523
Austria.....	436,895	377,607	2,610,385	2,732,817
Belgium and Luxembourg.....	4,980,299	3,830,915	33,016,047	32,173,883
Belgian Congo.....	234,230	114,811	1,022,074	1,020,850
Bolivia.....	4,648	7,431	66,063	91,289
Brazil.....	2,718,782	2,867,675	22,121,340	22,418,881
Bulgaria.....	-	-	152	1
Burma.....	-	-	80	518
Chile.....	114,624	30,701	727,923	1,451,501
China (except Taiwan).....	185,080	243,266	5,190,912	4,105,047
Taiwan.....	17,455	-	89,985	65,618
Colombia.....	2,223,103	1,701,886	16,822,621	12,227,937
Costa Rica.....	526,108	872,055	2,117,218	5,761,618
Cuba.....	1,791,178	2,685,294	10,868,594	11,246,324
Czechoslovakia.....	539,392	483,363	3,337,513	3,594,258
Denmark.....	1,078,121	639,545	4,264,560	4,385,642
Greenland.....	1,419	47,769	7,834	53,281
Dominican Republic.....	56,960	213,977	1,028,352	856,004
Ecuador.....	353,120	556,683	2,917,198	2,763,478
Egypt.....	5,463	56,366	122,072	179,273
El Salvador.....	8,235	143,349	959,287	1,177,481
Estonia.....	-	-	-	2,026
Ethiopia.....	21,168	8,324	104,714	36,313
Finland.....	68,661	48,639	314,954	275,857
France.....	3,295,367	3,503,919	20,995,516	24,064,696
French Africa.....	259,481	156,204	1,602,465	1,814,633
Indo-China.....	1,299	860	13,404	5,731
French Guiana.....	-	-	-	-
French Oceania.....	200	10	200	10
French West Indies.....	-	-	20	-
Madagascar.....	3,315	2,030	27,658	12,688
St. Pierre and Miquelon.....	2,358	20,054	23,528	55,174

Countries	Month of August		Eight Months ended August	
	1956	1957	1956	1957
	\$	\$	\$	\$
Foreign Countries - Concluded				
Germany, Federal Republic of	7,755,287	8,946,956	54,651,418	62,318,945
Germany, Eastern	111,548	83,266	377,794	411,497
Greece	12,281	16,436	146,024	290,900
Guatemala	85,760	81,910	2,253,312	2,589,634
Haiti	116,345	140,899	1,191,776	892,383
Honduras	1,167,855	349,516	4,517,504	4,100,260
Hungary	26,033	38,287	125,111	308,453
Iceland	1,683	220	5,759	7,576
Iran	6,383	15,156	928,364	380,211
Iraq	444,995	1,900	695,448	101,102
Ireland	25,142	163,360	300,169	640,761
Israel	101,060	120,198	1,147,014	1,061,380
Italy	1,687,151	2,802,661	13,808,857	18,539,556
Italian Africa	-	-	-	-
Japan	5,493,705	5,945,788	39,758,071	40,691,813
Jordan	708	-	1,214	1,842
Korea	619	4,433	8,045	34,356
Latvia	-	1,010	1,224	2,005
Lebanon	2,594,004	9,725	14,746,070	23,613
Liberia	32,070	55	311,078	7,440
Libya	-	-	236	-
Lithuania	-	-	1,095	-
Mexico	3,140,781	1,350,600	37,597,231	12,267,129
Morocco	15,968	16,035	104,064	153,833
Netherlands	2,043,172	2,620,464	14,849,836	16,387,761
Indonesia	118,342	41,404	785,602	652,100
Surinam	455,948	323,486	2,634,026	2,574,764
Netherlands Antilles	4,946,414	2,351,715	23,669,709	19,754,868
Nicaragua	100	131,222	596,856	396,622
Norway	355,695	275,088	1,818,249	2,120,186
Panama	358,982	706,542	6,289,439	4,709,830
Paraguay	19,621	30,272	117,364	127,485
Peru	612,401	626,509	1,856,216	2,279,937
Philippines	120,205	116,644	1,457,897	3,128,364
Poland	347,219	80,908	1,462,135	592,328
Portugal	133,889	316,719	1,328,101	1,592,739
Azores and Madeira	9,917	9,375	106,899	91,584
Portuguese East Africa	77,210	-	315,940	17,530
Portuguese West Africa	-	-	42,129	163
Portuguese Asia	-	-	-	-
Roumania	870	-	2,289	246
Spain	261,685	354,673	3,999,550	3,643,406
Canary Islands	4,071	4,945	18,271	14,824
Spanish Africa	-	-	400	2,000
Sudan	-	1,895	55,173	17,957
Sweden	1,353,794	864,655	10,207,398	11,024,788
Switzerland	1,776,882	2,095,437	14,182,100	15,058,885
Syria	460	68,423	916,922	200,025
Thailand	42,065	50,285	640,396	507,546
Turkey	16,532	150,085	391,150	479,074
U.S.S.R. (Russia)	52,597	491,613	626,683	1,190,928
United States	329,682,550	321,319,244	2,788,602,990	2,792,307,780
Alaska	270,181	504,765	2,223,574	2,729,532
American Virgin Islands	-	6	-	5,181
Hawaii	701,035	489,721	3,293,588	2,639,483
Puerto Rico	38,864	72,260	589,119	614,155
United States Oceania	-	-	-	-
Uruguay	105,812	230,901	796,926	688,716
Venezuela	21,140,836	26,483,576	131,268,913	174,280,003
Yugoslavia	9,235	279,986	334,625	480,352
Total Foreign Countries	409,753,127	403,569,843	3,332,749,079	3,352,835,644
GRAND TOTAL	473,649,763	471,280,625	3,801,453,292	3,855,374,807

**IMPORTS INTO CANADA FOR CONSUMPTION FROM ALL COUNTRIES, FROM THE UNITED KINGDOM
AND FROM THE UNITED STATES, BY MAIN GROUPS (EXCLUDING GOLD)**

Main Groups	Month of August		Eight Months ended August	
	1956	1957	1956	1957
	\$	\$	\$	\$
ALL COUNTRIES				
Agricultural and Vegetable Products (except Chemicals, Fibres and Wood)	49,836,184	54,562,478	398,607,506	417,847,312
Animals and Animal Products (except Chemicals and Fibres)	10,999,046	10,340,826	78,260,714	83,323,423
Fibres, Textiles and Textile Products	35,360,197	34,302,543	283,767,139	281,260,842
Wood, Wood Products and Paper	19,622,177	21,119,082	152,188,513	151,750,812
Iron and Its Products	162,204,751	162,121,475	1,516,029,785	1,546,583,861
Non-Ferrous Metals and Their Products	42,922,931	38,892,074	322,525,167	318,727,792
Non-Metallic Minerals and Their Products (except Chemicals)	80,410,575	73,671,169	492,434,731	505,025,729
Chemicals and Allied Products	22,404,625	24,465,533	195,743,436	197,242,226
Miscellaneous Commodities.....	49,889,277	51,805,445	361,896,301	353,612,810
Total	473,649,763	471,280,625	3,801,453,292	3,855,374,807
UNITED KINGDOM				
Agricultural and Vegetable Products (except Chemicals, Fibres and Wood)	2,622,065	2,707,515	17,772,456	17,044,754
Animals and Animal Products (except Chemicals and Fibres)	1,483,474	1,427,611	9,480,245	9,856,586
Fibres, Textiles and Textile Products	9,664,962	9,930,484	72,179,315	73,672,730
Wood, Wood Products and Paper	551,143	643,179	4,079,092	4,029,411
Iron and Its Products	12,658,462	17,931,499	111,432,318	135,608,070
Non-Ferrous Metals and Their Products	7,120,239	5,639,949	48,613,505	42,298,483
Non-Metallic Minerals and Their Products (except Chemicals)	3,251,067	2,866,755	23,222,966	19,323,348
Chemicals and Allied Products	1,924,910	2,204,206	14,964,547	14,995,591
Miscellaneous Commodities.....	3,524,299	3,848,424	25,716,504	35,950,252
Total	42,800,621	47,199,622	327,460,948	352,779,225
UNITED STATES				
Agricultural and Vegetable Products (except Chemicals, Fibres and Wood)	23,566,325	24,915,654	203,026,646	212,296,407
Animals and Animal Products (except Chemicals and Fibres)	5,870,545	4,943,747	46,251,771	51,510,113
Fibres, Textiles and Textile Products	16,125,429	15,530,159	118,121,655	143,961,703
Wood, Wood Products and Paper	17,651,110	18,560,330	137,720,956	136,433,046
Iron and Its Products	138,443,012	133,241,563	1,325,369,296	1,315,617,272
Non-Ferrous Metals and Their Products	27,488,913	26,163,817	226,682,400	223,139,882
Non-Metallic Minerals and Their Products (except Chemicals)	39,362,182	35,225,395	253,976,644	255,870,643
Chemicals and Allied Products	19,387,940	20,810,860	171,710,896	171,940,163
Miscellaneous Commodities.....	41,787,094	41,927,719	305,742,726	281,538,551
Total	329,682,550	321,319,244	2,788,602,990	2,792,307,780

IMPORTS INTO CANADA FOR CONSUMPTION

Articles and Countries from which Imported	MONTH OF AUGUST 1957		EIGHT MONTHS ENDED AUGUST 1957		Class Number	
	Quantities	Values (\$)	Quantities	Values (\$)		
GROUP 1						
AGRICULTURAL PRODUCTS						
A MAINLY FOOD						
APPLES FRESH	236 NEW ZEAL 304 ARGENTINA 312 CHILE 381 ALASKA 400 U STATES		LB	1024720 25165 900 3728	85651 3449 126 896	1
		3127970 204519		30945312	2062003	
		3127970 204519		31999825	2152125	
APRICOTS QUINCES FRESH	312 CHILE 400 U STATES		LB	12110	2331	2
		891068 53552		366449	254248	
		891068 53552		3678559	257279	
BANANAS	222 B HONO 224 JAMAICA 314 COLOMBIA 315 C RICA 316 CUBA 320 OOM REP 321 ECUADOR 337 GUATEMALA 339 HONDURAS 361 PANAMA 381 ALASKA 400 U STATES		CWT	121 1451 1209 768 42699 607167 40 37426 33198 67211 573604 601038 27 423	11159 3795 257993 5173203 432 288326 2459139 486614 4045639 4632066 1017 4552	3
		100342 867128		607167	5173203	
		11441 93236 66833 514325 4130 36496 40431 327434 81304 697494		37426 33198 67211 573604 601038	288326 2459139 486614 4045639 4632066	
		78 984		27 423	1017 4552	
		304680 2538548		2262810	17363935	
CHERRIES FRESH	400 U STATES		LB	377077	90479	4
		377077 90479		2137823	591581	
		377077 90479		2137823	591581	
CRANBERRIES FRESH	400 U STATES		LB		396435	5
					52327	
				396435	52327	
GRAPEFRUIT FRESH	100 U KINGDOM 224 JAMAICA 231 HONG KONG 339 HONDURAS 400 U STATES		LB	1925 4410 11032 207186	58 347 1271 13108	6
		207186 13108		207186	13108	
		5853570 298247		103704029	3813244	
		6060756 311355		103928582	3828028	
GRAPES FRESH	100 U KINGDOM 207 UN SO AFR 304 ARGENTINA 312 CHILE 381 ALASKA 400 U STATES		LB	37057 191930 42942 805638	4471 19289 9419 158059	7
		11861433 1114622		1039	192	
		11861433 1114622		33589862	3872049	
				34668468	4063479	
GUAVAS MANGOES PLANTAINS FRESH	316 CUBA 352 MEXICO 400 U STATES				739 582	8
		436			12891	
		436			14212	
LEMONS FRESH	344 ITALY 400 U STATES		LB	107482	9113	9
		2941085 185040		21842020	1544701	
		2941085 185040		21949502	1553814	
LIMES FRESH	352 MEXICO 400 U STATES		LB	455	81	10
		96520 6556		494267	41736	
		96520 6556		494722	41817	
MUSKMELONS CANTALOUPE FRESH	304 ARGENTINA 312 CHILE 352 MEXICO 400 U STATES		LB	13060 201224 3321080	1478 14686 201978	11
		7560051 317927		19854129	1005352	
		7560051 317927		23389493	1223494	
MELONS FRESH N O P	304 ARGENTINA 316 CUBA 352 MEXICO 400 U STATES		NO	731 729 395681	405 1248 174054	12
		15900 3154		3549100	1292694	
		745932 239232		3946241	1468401	
		761982 242451				
ORANGES MANDARINES FRESH	100 U KINGDOM 224 JAMAICA 231 HONG KONG 344 ITALY 347 JAPAN 352 MEXICO 360 ISRAEL 372 SPAIN 381 ALASKA 393 TAIWAN 400 U STATES		CU FT	1641 60 607 2000 27764 33134 34672 16987 240 3466	4623 150 1479 3240 44952 52983 82201 30716 808 10745	13
		770335 1576849		7042720	15407514	
		770335 1576849		7163291	15639411	

IMPORTS INTO CANADA FOR CONSUMPTION

8

Articles and Countries from which Imported	MONTH OF AUGUST 1957		EIGHT MONTHS ENDED AUGUST 1957		Class Number
	Quantities	Values (\$)	Quantities	Values (\$)	
PEACHES FRESH					
312 CHILE	LB		22435	3189	14
400 U STATES		8996263 563499	19417399	1301950	
		8996263 563499	19439834	1305139	
PEARS FRESH					
304 ARGENTINA	LB		101580	15245	15
312 CHILE			13100	2288	
400 U STATES		8720335 597399	17048571	1284114	
		8720335 597399	17163251	1301647	
PINEAPPLES FRESH					
316 CUBA	LB	59655 3670	8386921	438493	16
352 MEXICO			48231	2876	
383 HAWAII		23660 2208	768987	59732	
384 P RICO		21455 1040	767872	42452	
400 U STATES		4200 256	61911	3552	
		108970 7174	10033922	547105	
PLUMS OR PRUNES FRESH					
304 ARGENTINA	LB		3475	861	17
312 CHILE			45717	9605	
400 U STATES		4137812 449251	11389394	1271015	
		4137812 449251	11438586	1281481	
BERRIES FRESH N O P					
326 FINLAND	LB		605	158	18
400 U STATES		346848 34488	801640	122546	
		346848 34488	802245	122704	
STRAWBERRIES FRESH					
400 U STATES	LB	2066257 367281	19136736	3050567	19
		2066257 367281	19136736	3050567	
FRESH FRUITS N O P					
383 HAWAII			55	1511	20
400 U STATES			5686	107964	
			5741	109475	
APPLES ORIED					
400 U STATES	LB	180500 46034	765981	160399	31
		180500 46034	765981	160399	
APRICOTS NECTARINES ORIED					
231 HONG KONG	LB		80	149	32
234 AUSTRALIA		2000 797	26000	10425	
372 SPAIN			129782	32222	
400 U STATES		26782 13353	402187	185431	
		28782 14150	558049	228227	
BANANAS ORIED					
400 U STATES	LB		7940	7963	33
			7940	7963	
CURRANTS ORIED					
234 AUSTRALIA	LB	1083040 162002	2097284	308839	34
400 U STATES		17051 3182	63323	12056	
		1100091 165184	2160607	320895	
DATES					
231 HONG KONG	LB		10495	2888	36
342 IRAN			1652651	98257	
343 IRAQ			1938464	98484	
400 U STATES		70920 14376	1900996	210414	
		70920 14376	5502606	410043	
FIGS ORIED AND FIG PASTE					
366 PORTUGAL	LB		30000	2096	37
379 TURKEY			5622	843	
400 U STATES		72605 16256	535127	117404	
		72605 16256	570749	120343	
PEACHES ORIED					
400 U STATES	LB	7890 2508	123503	38134	38
		7890 2508	123503	38134	
PRUNES OR PLUMS ORIED UNPITTED					
231 HONG KONG	LB		600	126	39
400 U STATES		965379 141948	8200664	1331043	
		965379 141948	8201264	1331169	
PEARS DRIED					
400 U STATES	LB	5810 1323	38413	10814	40
		5810 1323	38413	10814	
RAISINS					
207 UN SD AFR	LB		338500	54076	41
234 AUSTRALIA		3555592 559268	12103252	1877635	
372 SPAIN			17219	2859	
400 U STATES		1654991 241049	10944825	1550216	
		5210583 800317	23403796	3484786	
FRUITS DRIED N O P					
231 HONG KONG	LB	1676 454	17857	5459	42
347 JAPAN		405 72	705	232	
400 U STATES		21647 7288	297486	99011	
		23728 7814	316048	104702	
RASPBERRIES FROZEN 1LB OR LESS					
400 U STATES	LB		37567	9906	43
			37567	9906	
RASPBERRIES FRDZEN OVER 1 LB					
100 U KINGOOM	LB	50400 8856	50400	8856	44
354 NETHRLNDS			41235	8558	
400 U STATES			40194	11443	
		50400 8856	131829	28857	
STRAWBERRIES FROZN 1LB OR LESS					
400 U STATES	LB	82215 18995	1543051	360464	45
		82215 18995	1543051	360464	
STRAWBERRIES FROZEN OVER 1 LB					
352 MEXICO	LB		600000	70566	46
354 NETHRLNDS		40250 5978	41146	6172	

IMPORTS INTO CANADA FOR CONSUMPTION

Articles and Countries from which Imported	MONTH OF AUGUST 1957		EIGHT MONTHS ENDED AUGUST 1957		Class Number
	Quantities	Values (\$)	Quantities	Values (\$)	
400 U STATES	166710	30414	1313502	226936	
FRUITS N O P FROZN 1LB OR LESS	206960	36392	1954648	303674	47
400 U STATES	39375	12568	151626	36265	
FRUITS N O P FROZEN OVER 1 LB	LB				48
354 NETHRLNDS	607330	88131	8234	1308	
400 U STATES	607330	88131	2637369	389103	
APRICOTS CANNED	LB		2645603	390411	49
100 U KINGDOM	17000	2714	12616	2077	
207 UN SO AFR	38557	5866	569849	99402	
234 AUSTRALIA			191635	26288	
372 SPAIN			39600	3267	
400 U STATES	592459	72714	3582477	413314	
PEACHES CANNED	LB		4396177	544348	50
234 AUSTRALIA	89181	12510	444662	60840	
400 U STATES	2141836	238787	14346805	1598182	
CHERRIES SULPHURED OR IN BRINE	2231017	251297	14791467	1659022	51
344 ITALY	LB				
354 NETHRLNDS	687673	106589	2413919	374359	
372 SPAIN	48942	5287	17028	1477	
OLIVES SULPHURED OR IN BRINE	736615	111876	2479889	381123	52
231 HONG KONG	LB		500	87	
304 ARGENTINA			1324	284	
312 CHILE			1340	496	
328 FR AFRICA	183165	26761	652291	88706	
336 GREECE	13031	1935	372604	69526	
344 ITALY	44908	3516	214710	16018	
353 MOROCCO			98989	13673	
366 PORTUGAL	146276	34732	509925	110839	
372 SPAIN	299254	59206	3553022	810346	
400 U STATES	114239	22829	1048743	204322	
LEMON ORANGE GRAPE FRUIT RINDS	800873	148979	6453448	1314297	53
100 U KINGDOM				422	
231 HONG KONG		85		2237	
234 AUSTRALIA				700	
316 CUBA		2172		5540	
338 HAITI				1852	
344 ITALY		9624		67840	
384 P RICO		3346		13342	
400 U STATES		1735		9234	
MARMALADES CANNED	LB			101167	54
100 U KINGDOM	164701	29587	1509269	271544	
224 JAMAICA			58560	4597	
335 GERMANY W			300	95	
400 U STATES	2525	294	14068	2833	
PEARS IN CANS	LB			279069	55
234 AUSTRALIA	46304	5689	258468	36301	
400 U STATES	363517	55579	1846330	283512	
PINEAPPLE IN CANS	409821	61268	2104798	319813	56
207 UN SO AFR	LB				
218 MALAYA	284139	29617	55466	9601	
234 AUSTRALIA	401355	58626	1202429	136060	
316 CUBA	21750	2006	1192377	174003	
352 MEXICO	2057295	204458	109750	12313	
364 PHIL			3981942	403367	
381 ALASKA			599025	73901	
383 HAWAII	2915133	367066	240	52	
393 TAIWAN			12771116	1686523	
400 U STATES	1000	215	72000	6121	
FRUITS IN CANS N O P	5680672	661988	99719	14814	57
100 U KINGDOM	LB				
215 INDIA	672	146	4326	748	
223 BARBADOS	360	72	519	131	
231 HONG KONG	29820	3024	3501	162	
234 AUSTRALIA			37675	5400	
316 CUBA			372575	58867	
318 DENMARK			11620	2039	
320 OOM REP			11774	2902	
328 FR AFRICA			11123	2042	
335 GERMANY W			30039	3487	
344 ITALY			1433	301	
347 JAPAN	455850	48725	53925	6048	
352 MEXICO	960	121	2655210	291875	
354 NETHRLNDS	159509	24172	5885	794	
375 SWEDEN			574196	90163	
381 ALASKA			7898	1446	
383 HAWAII			527	124	
400 U STATES	784681	91693	3030	794	
CHERRIES FROZEN 1LB OR LESS	1431852	167953	3743660	438513	58
400 U STATES	LB		7528916	905836	
CHERRIES FROZEN OVER 1LB	LB				59
400 U STATES	510420	68218	2639570	391609	
	510420	68218	2639570	391609	

IMPORTS INTO CANADA FOR CONSUMPTION

Articles and Countries from which Imported	MONTH OF AUGUST 1957		EIGHT MONTHS ENDED AUGUST 1957		Class Number
	Quantities	Values (\$)	Quantities	Values (\$)	
FRUITS NUTS PICKLED PRESERVED	GAL				60
100 U KINGDOM	259	1090	5318	18816	
215 INDIA	270	566	3144	6535	
223 BARBADOS			5460	3044	
224 JAMAICA	116	292	719	644	
231 HONG KONG	419	1200	6734	14988	
316 CUBA	20883	15290	76381	62174	
327 FRANCE	1620	5178	2314	6995	
336 GREECE	100	146	1292	3775	
344 ITALY	42	175	1218	1897	
347 JAPAN	101	242	237	770	
353 MOROCCO	4114	4336	4114	4336	
354 NETHRLNDS	3806	3618	19727	32891	
383 HAWAII			110	311	
388 YUGO SLAV			2138	4067	
400 U STATES	9032	13816	41352	64731	
	40762	45949	170258	225974	
FRUIT PULP N O P	LB				61
100 U KINGDOM	6720	971	6895	1026	
207 UN SO AFR			105075	11546	
231 HONG KONG			6067	1087	
234 AUSTRALIA			218204	61786	
316 CUBA	181400	17334	460750	41928	
352 MEXICO	336092	29950	935567	82318	
354 NETHRLNDS	604265	57916	937089	101583	
372 SPAIN	55115	6609	318947	33316	
383 HAWAII	74027	8229	384646	42919	
389 IRELAND			11200	316	
400 U STATES	86592	7866	930147	122318	
	1344211	128875	4314587	500143	
JELLIES JAMS	LB				62
100 U KINGDOM	152877	31394	1527386	310936	
215 INDIA			372	128	
224 JAMAICA	600	93	13020	1259	
231 HONG KONG			12332	1962	
306 BELGIUM			1221	322	
326 FINLAND			616	331	
327 FRANCE			1949	391	
335 GERMANY W	3471	579	12934	2654	
344 ITALY			1671	261	
354 NETHRLNDS	952	142	37794	6504	
359 NORWAY			1287	317	
375 SWEDEN			1680	466	
376 SWITZRLND	3307	890	15155	4015	
383 HAWAII	359	139	1489	495	
400 U STATES	27860	4902	197617	48904	
	189426	38139	1826523	378945	
GRAPEFRUIT ORANGE LEMON PULP	LB				63
224 JAMAICA			102317	5910	
372 SPAIN	70870	2253	105684	4340	
400 U STATES	26332	3881	69182	10371	
	97202	6134	277183	20621	
MIXED FRUITS IN CANS	LB				64
100 U KINGDOM			6852	1270	
231 HONG KONG			210	56	
400 U STATES	4247262	548992	24159713	3110269	
	4247262	548992	24166775	3111595	
ORANGE JUICE CONCENTRATED FROZ	GAL				65
400 U STATES	145977	377315	1632939	4244199	
	145977	377315	1632939	4244199	
FRUIT JUICE NOP CONCENTRD FROZ	GAL				66
383 HAWAII	2340	6952	9360	25958	
400 U STATES	19335	48538	165538	395351	
	21675	55490	174898	421309	
LEMON JUICE CONCENTRATED FROZ	GAL				67
400 U STATES	11756	22442	111138	229390	
	11756	22442	111138	229390	
LEMON JUICE EXCEPT CONCENTRATD	GAL				68
100 U KINGDOM	1748	8984	3672	16029	
400 U STATES	17822	31251	185129	321322	
	19570	40235	188801	337351	
ORANGE JUICE EXCEPT CONCENTRTRD	GAL				69
100 U KINGDOM	452	503	821	1021	
400 U STATES	790834	538412	5254467	4010814	
	791286	538915	5255288	4011835	
PECTIN	LB				70
100 U KINGDOM	18700	615	256135	9514	
318 DENMARK	350	367	6142	6702	
335 GERMANY W			300	388	
400 U STATES	8462	11458	106533	146102	
	27512	12440	369110	162706	
LEMON JUICE CONCENTRATED FRESH	GAL				71
100 U KINGDOM			783	5048	
344 ITALY			2040	12447	
400 U STATES	6917	26159	54462	163059	
	6917	26159	57285	180554	
ORANGE JUICE CONCENTRATD FRESH	GAL				72
100 U KINGDOM			22	62	
224 JAMAICA			437	1891	
352 MEXICO			15098	49421	
400 U STATES	7910	25860	152906	532921	
	7910	25860	168463	584295	
GRAPE JUICE OVER	1 GALLON				73
207 UN SO AFR			5249	9248	
400 U STATES	3254	6128	7492	28941	
	3254	6128	12741	38189	

IMPORTS INTO CANADA FOR CONSUMPTION

Articles and Countries from which Imported	MONTH OF AUGUST 1957		EIGHT MONTHS ENDED AUGUST 1957		Class Number
	Quantities	Values (\$)	Quantities	Values (\$)	
LIME JUICE NOT REFINED	GAL				74
224 JAMAICA	2192	1797	4510	3212	
228 LEEW WIND			6898	4771	
	2192	1797	11408	7983	
FRUIT JUICES SPIRIT FORTIFIED	GAL				75
344 ITALY			125	999	
354 NETHRLNDS			20	518	
400 U STATES	38	956	140	3350	
	38	956	285	4867	
BLENDED FRUIT JUICES	GAL				76
400 U STATES	317553	202337	2173627	1454007	
	317553	202337	2173627	1454007	
FRUIT JUICE NOP EXCEPT CONCENT	GAL				77
100 U KINGDOM	5335	6558	27736	39243	
335 GERMANY W	108	317	428	1223	
352 MEXICO			48	67	
354 NETHRLNDS			829	2549	
383 HAWAII	293	319	1708	1761	
400 U STATES	29968	28529	185390	191551	
	35704	35723	216139	236394	
GRAPEFRUIT JUICE EXCEPT CONCENT	GAL				78
100 U KINGDOM			45	60	
225 TRINIDAD			16980	13418	
400 U STATES	315756	182611	2342266	1396026	
	315756	182611	2359291	1409504	
PINEAPPLE JUICE EXCEPT CONCENT	GAL				79
218 MALAYA	1425	827	1995	1147	
234 AUSTRALIA	1850	1251	47540	29325	
352 MEXICO	11250	6646	39810	22905	
383 HAWAII	128629	86897	759896	494453	
400 U STATES			5089	3831	
	143154	95621	854330	551661	
FRUIT SYRUPS CONC JUICES N O P	GAL				80
100 U KINGDOM	159	681	1514	5027	
234 AUSTRALIA			158	2731	
326 FINLAND			80	320	
327 FRANCE			1197	3648	
335 GERMANY W	784	2335	1921	5818	
344 ITALY	66	295	1099	4256	
354 NETHRLNDS			1858	6654	
376 SWITZRLND	51	227	536	2172	
383 HAWAII			59421	142391	
400 U STATES	11870	35034	90127	274701	
	12930	38572	157911	447718	
COCOANUTS	NO				81
222 B HOMO	4500	504	21650	2357	
228 LEEW WIND			12650	1001	
316 CUBA	1000	97	28300	2825	
320 DOM REP			159660	11609	
339 HONDURAS	1500	164	34050	3044	
364 PHIL			30000	3600	
383 HAWAII	1750	134	15700	1483	
384 P RICO			256080	17274	
400 U STATES	2250	237	94610	8076	
	11000	1136	652700	51269	
COCOANUT DESICCATED	LB				83
100 U KINGDOM			79940	7321	
215 INDIA	50000	4109	218650	23632	
217 CEYLON	880050	75924	4408158	425044	
355 INDONESIA			50000	6669	
364 PHIL	116500	14073	366300	43842	
383 HAWAII			3260	2596	
400 U STATES	57382	14696	2296764	541282	
	1103932	108802	7423072	1050386	
COPRA NOT PREPARED	LB				84
364 PHIL			31366346	2076129	
			31366346	2076129	
ALMONDS NOT SHELLD	LB				91
372 SPAIN			8267	1896	
400 U STATES			7500	4557	
			15767	6453	
BRAZIL NUTS NOT SHELLD	LB				92
309 BRAZIL	33600	3691	856180	98461	
	33600	3691	856180	98461	
FILBERTS HAZEL NOT SHELLD	LB				93
344 ITALY	13779	2480	62804	10719	
400 U STATES			10000	3264	
	13779	2480	72804	13983	
PEANUTS GREEN SHELLD OR NOT	LB				94
100 U KINGDOM			198000	19006	
203 B E AFR			128700	13131	
207 UN SD AFR	1150380	125659	5835580	593151	
313 CHINA			7477999	884291	
352 MEXICO	1959587	202001	26457524	2701738	
354 NETHRLNDS	56667	7046	91667	10326	
400 U STATES	866748	74522	11440349	1130221	
	4033382	409228	51629819	5351864	
PECANS NOT SHELLD	LB				95
400 U STATES			59510	15170	
			59510	15170	
WALNUTS NOT SHELLD	LB				96
215 INDIA			67200	11302	
313 CHINA			296300	43788	
344 ITALY			114526	22970	
400 U STATES	1200	501	31500	11529	
	1200	501	509526	89589	

IMPORTS INTO CANADA FOR CONSUMPTION

Articles and Countries from which Imported	MONTH OF AUGUST 1957		EIGHT MONTHS ENDED AUGUST 1957		Class Number
	Quantities	Values (\$)	Quantities	Values (\$)	
OTHER NUTS NOT SHELLED	LB				97
231 HONG KONG			2360	487	
344 ITALY			6063	680	
400 U STATES	10568	7256	128025	62349	
	10568	7256	136448	63516	
ALMONOS SHELLED	LB				101
100 U KINGDOM	525	361	10375	7750	
231 HONG KONG			346	598	
344 ITALY			23600	14736	
366 PORTUGAL			84596	60458	
372 SPAIN	11023	5796	485185	261594	
400 U STATES	159050	89606	265407	189734	
	170598	95763	869509	534870	
PEANUTS N O P	LB				102
218 MALAYA	1440	470	1440	470	
231 HONG KONG			12754	3808	
354 NETHRLNDS			4620	1062	
400 U STATES	2820	1237	29726	12756	
	4260	1707	48540	18096	
WALNUTS SHELLED	LB				103
100 U KINGDOM			5500	2326	
215 INDIA			1843626	540567	
231 HONG KONG			55661	17311	
313 CHINA	131945	38528	6161927	2183865	
327 FRANCE			31838	14146	
335 GERMANY W			200506	78005	
342 IRAN	1072	650	217266	68697	
344 ITALY	3307	1026	200138	72169	
400 U STATES	5512	2880	325485	122983	
	141836	43084	9041947	3100069	
OTHER NUTS SHELLED	LB				104
100 U KINGDOM	112	59	112	59	
231 HONG KONG			7880	1525	
344 ITALY			5291	645	
372 SPAIN			3888	1533	
400 U STATES	14922	9884	102061	70387	
	15034	9943	119232	74149	
BRAZIL NUTS SHELLED	LB				105
308 BOLIVIA	18300	7431	89172	36018	
309 BRAZIL	51822	21355	241113	104166	
363 PERU			18348	9774	
400 U STATES			2700	1026	
	70122	28786	351333	150984	
CASHEW NUTS SHELLED	LB				106
215 INDIA	310850	132692	1473440	633062	
400 U STATES	49423	24058	258382	137555	
	360273	156750	1731822	770617	
PECANS SHELLED	LB				107
400 U STATES	106941	84356	572556	446279	
	106941	84356	572556	446279	
FILBERTS SHELLED	LB				108
335 GERMANY W			26124	13467	
344 ITALY			72506	31207	
354 NETHRLNDS			22046	9428	
372 SPAIN			127018	59021	
376 SWITZRLND			7055	3294	
379 TURKEY			440527	161643	
400 U STATES	16181	7760	222711	109783	
	16181	7760	917987	387843	
ASPARAGUS FRESH	LB				111
400 U STATES	32750	4618	6607829	759895	
	32750	4618	6607829	759895	
BEANS GREEN FRESH	LB				112
231 HONG KONG			500	56	
352 MEXICO			11259	1975	
400 U STATES	431021	29034	9464459	813828	
	431021	29034	9476218	815859	
BEETS FRESH EXCEPT SUGAR BEETS	LB				114
400 U STATES			4446737	129112	
			4446737	129112	
CABBAGE FRESH	LB				115
381 ALASKA			800	186	
400 U STATES	1098340	30540	64779191	1731914	
	1098340	30540	64779991	1732100	
CARROTS FRESH	LB				116
352 MEXICO			15150	434	
400 U STATES	699976	31151	68490073	2029036	
	699976	31151	68505223	2029470	
CAULIFLOWER FRESH	LB				117
400 U STATES	135382	9121	16534344	845818	
	135382	9121	16534344	845818	
CELERY FRESH	LB				118
400 U STATES	2352969	78356	74994895	3363387	
	2352969	78356	74994895	3363387	
CUCUMBERS FRESH	LB				119
316 CUBA			191386	14767	
352 MEXICO			19465	1934	
381 ALASKA			100	59	
383 HAWAII			3675	889	
400 U STATES	3015796	147490	14581368	981831	
	3015796	147490	14795994	999460	
LETTUCE FRESH	LB				120
400 U STATES	2808913	182633	101152284	3410231	
	2808913	182633	101152284	3410231	

IMPORTS INTO CANADA FOR CONSUMPTION

Articles and Countries from which Imported	MONTH OF AUGUST 1957		EIGHT MONTHS ENDED AUGUST 1957		Class Number
	Quantities	Values (\$)	Quantities	Values (\$)	
MUSHROOMS TRUFFLES FRESH	LB				121
231 HONG KONG	341	1259	1961	6423	
327 FRANCE			1250	3446	
335 GERMANY W			2130	2787	
347 JAPAN	5770	13287	21956	41413	
365 POLAND			490	1647	
400 U STATES	88817	25006	892074	255185	
	94928	39552	919861	310901	
ONIONS FRESH	LB				122
100 U KINGDOM	52808	1333	52808	1333	
207 UN SO AFR			304500	12604	
236 NEW ZEAL			202716	7601	
312 CHILE			2795415	95468	
322 EGYPT	667043	13332	3271538	75736	
344 ITALY	176857	7218	455322	18905	
352 MEXICO			436784	18067	
372 SPAIN	132300	4500	832846	20379	
400 U STATES	2810168	69663	64332466	2448419	
	3839176	96046	72684395	2698512	
PEAS GREEN FRESH	LB				123
352 MEXICO			313391	20990	
400 U STATES	49177	5709	907937	80541	
	49177	5709	1221328	101531	
POTATOES SWEET AND YAMS FRESH	CWT				124
224 JAMAICA			11	68	
231 HONG KONG			77	573	
400 U STATES	2101	15774	48271	333285	
	2101	15774	48359	333926	
POTATOES FRESH EXCEPT SEED	CWT				125
400 U STATES	59075	131663	1812333	3376587	
	59075	131663	1812333	3376587	
SPINACH FRESH	LB				126
400 U STATES	132184	10068	5884074	340547	
	132184	10068	5884074	340547	
TOMATOES FRESH	LB				127
224 JAMAICA			25524	2024	
227 BAHAMAS			93824	6122	
316 CUBA			168940	27371	
352 MEXICO			45341767	2455231	
381 ALASKA			400	220	
400 U STATES	4994490	311268	67902628	5727464	
	4994490	311268	113533083	8218432	
VEGETABLES FRESH N O P	LB				128
231 HONG KONG	9288	864	174373	13269	
304 ARGENTINA			17375	3690	
306 BELGIUM			1226	412	
312 CHILE			25847	4857	
316 CUBA			2750	338	
344 ITALY	23846	3141	25386	3328	
347 JAPAN			1400	301	
352 MEXICO	12210	2241	391350	40889	
363 PERU			1250	437	
372 SPAIN			26250	4000	
383 HAWAII			2165	432	
400 U STATES	3001965	151186	45989048	2999359	
	3047309	157432	46658420	3071312	
VEGETABLES FROZEN 1LB OR LESS	LB				129
400 U STATES	527569	99126	5489162	1064076	
	527569	99126	5489162	1064076	
VEGETABLES FROZEN OVER 1 LB	LB				130
400 U STATES	375704	44311	4321121	566004	
	375704	44311	4321121	566004	
MUSTARD LIQUID					131
100 U KINGDOM		1050		1050	
231 HONG KONG				1258	
306 BELGIUM				183	
327 FRANCE		1443		8583	
335 GERMANY W		1306		7497	
354 NETHRLNDS		153		1200	
400 U STATES		1058		8709	
		5010		28480	
PASTE HASH VEGETABLE MEAT FISH	LB				132
100 U KINGDOM			18468	3578	
231 HONG KONG	1610	373	5246	2379	
318 DENMARK			1127	970	
327 FRANCE	2523	767	7815	4520	
344 ITALY	1878	777	17917	9850	
347 JAPAN			480	155	
354 NETHRLNDS	1267	185	2965	823	
359 NORWAY			2361	1107	
376 SWITZRLND			408	99	
381 ALASKA			544	220	
389 IRELAND			12000	1708	
400 U STATES	273894	52786	2095072	462292	
	281172	54888	2164403	487701	
POTATOES DRIED	LB				133
100 U KINGDOM	7875	2564	220025	58446	
354 NETHRLNDS			17952	5602	
400 U STATES	5473	1393	98267	19303	
	13348	3957	336244	83351	
VEGETABLES DRIED N O P	LB				134
100 U KINGDOM			480	67	
231 HONG KONG	2873	1235	51611	17020	
322 EGYPT	3360	637	36916	9268	

IMPORTS INTO CANADA FOR CONSUMPTION

Articles and Countries from which Imported	MONTH OF AUGUST 1957		EIGHT MONTHS ENDED AUGUST 1957		Class Number
	Quantities	Values (\$)	Quantities	Values (\$)	
327 FRANCE	154	114	1354	654	
335 GERMANY W			4509	1767	
344 ITALY			2903	1073	
347 JAPAN	460	113	2452	945	
354 NETHRLNDS	159	89	3170	2314	
388 YUGO SLAV			4409	1613	
400 U STATES	229591	91999	2067794	508081	
TOMATO JUICE CONCENTRATED	236597	94187	2175598	542802	136
TOMATOES CANNED	LB				137
344 ITALY	63465	4870	1503046	106882	
352 MEXICO			213150	14381	
372 SPAIN			241785	17235	
381 ALASKA			390	51	
400 U STATES	1052344	77986	13054932	992246	
TOMATO PASTE CANNED	1115809	82856	15013303	1130795	138
TOMATO PASTE CANNED	LB				139
304 ARGENTINA			36000	3744	
344 ITALY	481929	71124	1616855	223625	
354 NETHRLNDS	396	68	1322	288	
372 SPAIN			29762	3600	
400 U STATES	164147	24242	4158453	587348	
TOMATO PULP AND PUREE CANNED	646472	95434	5842392	818605	139
TOMATO PULP AND PUREE CANNED	LB				140
344 ITALY			11574	1538	
400 U STATES	67611	4014	401307	27064	
TOMATO JUICE EXCEPT CONCENTRATED	67611	4014	412881	28602	140
TOMATO JUICE EXCEPT CONCENTRATED	LB				141
400 U STATES	4552088	266195	36440126	2335847	
ASPARAGUS IN CANS	4552088	266195	36440126	2335847	141
ASPARAGUS IN CANS	LB				143
306 BELGIUM	600	255	600	255	
327 FRANCE	3462	2473	9255	4877	
400 U STATES	313072	64302	1492264	314004	
CORN IN CANS	317134	67030	1502119	319136	143
CORN IN CANS	LB				144
400 U STATES	408903	50969	8048898	1038403	
MUSHROOMS AND TRUFFLES IN CANS	408903	50969	8048898	1038403	144
MUSHROOMS AND TRUFFLES IN CANS	LB				145
100 U KINGDOM			237	177	
231 HONG KONG	215	325	1607	4630	
318 DENMARK	47	52	47	52	
327 FRANCE	13136	5031	57056	25654	
335 GERMANY W			631	548	
344 ITALY			835	1021	
347 JAPAN	843	706	3149	3302	
376 SWITZRLND			136	77	
400 U STATES	32339	10147	310332	106637	
PEAS IN CANS	46580	16261	374030	142098	145
PEAS IN CANS	LB				146
100 U KINGDOM			700	105	
306 BELGIUM	3600	663	8645	1552	
327 FRANCE			3269	799	
354 NETHRLNDS	594	86	594	86	
376 SWITZRLND			575	120	
400 U STATES	61524	6870	1810805	206762	
VEGETABLE JUICE N O P CANNED	65718	7619	1824588	209424	146
VEGETABLE JUICE N O P CANNED	LB				147
400 U STATES	19802	1996	146644	16461	
VEGETABLES N O P IN CANS	19802	1996	146644	16461	147
VEGETABLES N O P IN CANS	LB				148
100 U KINGDOM			1840	311	
231 HONG KONG	17399	3246	99549	19037	
306 BELGIUM			18956	4093	
322 EGYPT	2205	477	2205	477	
327 FRANCE	2248	834	20668	5996	
328 FR AFRICA	3042	709	5270	1195	
335 GERMANY W	11074	986	85980	9436	
344 ITALY	1024	286	33981	7357	
347 JAPAN	30069	4555	52409	9763	
354 NETHRLNDS	40840	3148	141875	14675	
372 SPAIN	19048	1835	27315	2647	
376 SWITZRLND			404	165	
381 ALASKA			415	83	
400 U STATES	571521	49204	3866591	347866	
PIMENTOS IN CANS	698470	65280	4357458	423101	148
PIMENTOS IN CANS	LB				149
372 SPAIN	1350	499	103789	14267	
400 U STATES	6358	1971	181379	39737	
BEANS GREEN OR WAX CANNED	7708	2470	285168	54004	149
BEANS GREEN OR WAX CANNED	LB				150
306 BELGIUM	1680	397	10800	2169	
327 FRANCE			1356	320	
344 ITALY			2750	450	
354 NETHRLNDS			26703	3996	
400 U STATES	1416	107	612781	51680	
BEANS BAKED CANNED	3096	504	654390	58615	150
BEANS BAKED CANNED	LB				151
327 FRANCE	1491	200	1491	200	
347 JAPAN			845	180	
354 NETHRLNDS	1032	150	1032	150	
400 U STATES	413416	34674	2941057	247451	
PICKLES PACKAGED RETAIL SALE	415939	35024	2944425	247981	151
PICKLES PACKAGED RETAIL SALE	CAL				
100 U KINGDOM	1732	5033	23661	59268	

IMPORTS INTO CANADA FOR CONSUMPTION

Articles and Countries from which Imported		MONTH OF AUGUST 1957		EIGHT MONTHS ENDED AUGUST 1957		Class Number
		Quantities	Values (\$)	Quantities	Values (\$)	
	231 HONG KONG	356	552	2913	4249	
	234 AUSTRALIA			72	334	
	306 BELGIUM			36	143	
	317 CZECHOS			105	136	
	327 FRANCE			298	1361	
	335 GERMANY W			3386	5045	
	344 ITALY			412	1010	
	347 JAPAN	110	279	1698	4040	
	354 NETHRLNDS			39	176	
	360 ISRAEL	720	762	720	762	
	400 U STATES	49339	65869	422876	558325	
PICKLES N O P		52257	72495	456216	624849	152
	100 U KINGDOM			1703	5396	
	215 INDIA			168	345	
	227 BAHAMAS			6895	5712	
	231 HONG KONG	276	366	6134	8456	
	306 BELGIUM			88	164	
	335 GERMANY W	420	633	2500	3188	
	336 GREECE			12720	11319	
	344 ITALY	7120	5482	66283	61821	
	347 JAPAN	141	323	3580	5626	
	354 NETHRLNDS	16201	19378	165928	185475	
	372 SPAIN	220	489	111509	96038	
	388 YUGO SLAV			3300	2180	
	400 U STATES	112194	83280	728552	418248	
SAUCES N O P		136572	109951	1109360	803968	153
	100 U KINGDOM	123	455	4729	13031	
	215 INDIA			213	498	
	224 JAMAICA	38	149	60	243	
	231 HONG KONG	1686	3915	13046	26142	
	318 DENMARK	36	131	120	530	
	327 FRANCE			81	478	
	335 GERMANY W	314	496	405	986	
	347 JAPAN			1207	1615	
	354 NETHRLNDS	589	1248	1798	9431	
	400 U STATES	45244	108670	278292	659864	
SAUCES SOY		48730	115064	299951	712818	155
	231 HONG KONG	4761	3139	51570	34413	
	347 JAPAN	500	678	9519	10183	
	400 U STATES	809	641	22510	23307	
KETCHUP		6070	4458	83599	67903	156
	400 U STATES	31450	34968	288833	346490	
BARLEY BUCKWHEAT AND RYE		31450	34968	288833	346490	161
	400 U STATES	714	1216	1794	4001	
BEANS SOYA		714	1216	1794	4001	162
	231 HONG KONG			72	550	
	400 U STATES	755445	1828751	4402980	10398081	
BEANS N O P		755445	1828751	4403052	10398631	163
	100 U KINGDOM			185767	14429	
	203 B E AFR			863777	60423	
	205 RHOD NYAS			18450	1143	
	231 HONG KONG	15668	1661	426268	42074	
	234 AUSTRALIA			4500	342	
	304 ARGENTINA			7714	442	
	312 CHILE	75174	4119	390621	25323	
	327 FRANCE			4056	1135	
	344 ITALY	13778	1164	85205	9282	
	347 JAPAN	1000	181	5000	985	
	354 NETHRLNDS			19393	3134	
	363 PERU	25000	4263	234988	36232	
	371 THAILAND			25298	2657	
	400 U STATES	239849	19087	2610917	282609	
INDIAN CORN		370469	30475	4881954	480210	167
	400 U STATES	727869	943656	5742751	7878029	
OATS		727869	943656	5742751	7878029	168
	400 U STATES			5463	6966	
PEAS SPLIT				5463	6966	169
	100 U KINGDOM			15680	1426	
	234 AUSTRALIA	16800	1000	33600	1998	
	312 CHILE			1760	219	
	328 FR AFRICA			11023	1162	
	354 NETHRLNDS			4860	472	
	400 U STATES	31720	2672	235816	20882	
PEAS N O P		48520	3672	302739	26159	170
	100 U KINGDOM			40000	4470	
	215 INDIA			6724	1101	
	231 HONG KONG			400	59	
	234 AUSTRALIA			9000	703	
	236 NEW ZEAL			13506	982	
	352 MEXICO			55000	7064	
	354 NETHRLNDS			5080	793	
	366 PORTUGAL			10803	1081	
	400 U STATES	21175	1222	584665	59215	
		21175	1222	725178	75468	

IMPORTS INTO CANADA FOR CONSUMPTION

Articles and Countries from which Imported	MONTH OF AUGUST 1957		EIGHT MONTHS ENDED AUGUST 1957		Class Number
	Quantities	Values (\$)	Quantities	Values (\$)	
RICE UNCLEARED UNHULLED PADDY	CWT				171
304 ARGENTINA	2 4811	112000	58615	263372	
322 EGYPT	5445	26642	5445	26642	
352 MEXICO			40938	199307	
371 THAILAND			8804	46291	
386 URUGUAY	28585	143449	28585	143449	
400 U STATES			70535	381542	
	58841	282091	212922	1060603	
RICE CLEANED	CWT				172
100 U KINGDOM			4402	29823	
220 BERMUDA			35	572	
231 HONG KONG			200	1783	
304 ARGENTINA	10062	31872	65069	227140	
321 ECUADOR			6578	21848	
344 ITALY	6814	40036	12149	87573	
352 MEXICO			55118	187440	
354 NETHRLNDS	650	5534	799	6845	
371 THAILAND			543	3369	
386 URUGUAY	5475	19108	7680	26596	
400 U STATES	27806	259459	190197	1656343	
	50807	356009	342770	2249332	
WHEAT	BUSH				174
400 U STATES			132312	590332	
			132312	590332	
ALFALFA OR GRASS MEAL DEHYD	CWT				180
400 U STATES	17175	32557	90476	219020	
	17175	32557	90476	219020	
BARLEY POT PEARL ROAST GROUND	LB				181
100 U KINGDOM	920	171	1840	343	
400 U STATES			3720	501	
	920	171	5560	844	
BRAN AND MILL FEED	CWT				182
100 U KINGDOM	78	324	106	441	
400 U STATES	1513	4575	37799	67069	
	1591	4899	37905	67510	
BUCKWHEAT MEAL OR FLOUR	CWT				183
CORN MEAL	BRL				184
400 U STATES	2522	15023	10496	66218	
	2522	15023	10496	66218	
HOMINY CRACKED OR ORIED CORN	CWT				185
400 U STATES	14136	43784	102166	346662	
	14136	43784	102166	346662	
MALT FLOUR	LB				187
400 U STATES	9000	664	168650	12367	
	9000	664	168650	12367	
OATMEAL AND ROLLED OATS	LB				188
100 U KINGDOM			3280	396	
400 U STATES			4001	445	
			7281	841	
RICE STARCH FLOUR MEAL FEED	LB				189
231 HONG KONG	500	81	35340	5356	
327 FRANCE	551	65	1102	147	
335 GERMANY W			11000	958	
347 JAPAN			1282	291	
400 U STATES	50000	4460	570800	55536	
	51051	4606	619524	62288	
RYE FLOUR	BRL				191
400 U STATES	255	1695	1612	10619	
	255	1695	1612	10619	
SAGO AND CASSAVA FLOUR EDIBLE	LB				192
218 MALAYA	1120	53	10080	499	
231 HONG KONG			800	51	
309 BRAZIL			165040	11911	
371 THAILAND			10033	414	
400 U STATES	40000	6878	156878	17759	
	41120	6931	342831	30634	
SEMOLINA	CWT				193
WHEAT FLOUR	CWT				194
100 U KINGDOM			11	53	
400 U STATES			1530	9117	
			1541	9170	
BISCUITS AND BREAD DIETARY					201
100 U KINGDOM		873		22615	
327 FRANCE		1512		5858	
335 GERMANY W				1136	
400 U STATES		4342		20079	
		6727		49688	
BISCUITS NOT SWEETENED N O P	LB				203
100 U KINGDOM	81700	31708	429845	148595	
231 HONG KONG			1165	641	
306 BELGIUM	340	219	1367	625	
318 DENMARK	90	102	17028	3581	
326 FINLAND			4961	1028	
327 FRANCE			480	1165	
335 GERMANY W	1252	320	16453	3419	
347 JAPAN	2198	874	26157	9471	
354 NETHRLNDS	10288	2605	64257	14973	
359 NORWAY	1455	249	39645	5641	
375 SWEDEN	1800	297	316034	56847	
400 U STATES	125272	41806	1099381	341465	
	224395	78180	2016773	587451	
BISCUITS SWEETENED N O P	LB				204
100 U KINGDOM	700741	264571	3854183	1440430	
231 HONG KONG	420	243	3874	2229	

IMPORTS INTO CANADA FOR CONSUMPTION

Articles and Countries from which Imported	MONTH OF AUGUST 1957		EIGHT MONTHS ENDED AUGUST 1957		Class Number
	Quantities	Values (\$)	Quantities	Values (\$)	
305 AUSTRIA			5953	1939	
306 BELGIUM					
318 DENMARK	20775	6144	131944	41340	
327 FRANCE	7200	1592	38435	8800	
335 GERMANY W	5553	1596	18356	6986	
344 ITALY	5228	2981	27112	10431	
347 JAPAN			6451	1545	
354 NETHRLNDS	527	177	5117	1893	
376 SWITZRLND	33599	8516	152555	37916	
400 U STATES			2620	1502	
	247554	62636	1407160	355787	
BREAD PASSOVER MATZO PRODUCTS	1021597	348456	5653760	1910798	205
400 U STATES				264341	
CEREAL FOODS 25 POUNDS OR LESS				264341	206
100 U KINGDOM	LB 52100	4892	83664	8217	
231 HONG KONG	660	231	6430	2146	
327 FRANCE			2515	503	
335 GERMANY W	8836	1553	45040	7753	
344 ITALY			3595	334	
347 JAPAN			1583	615	
354 NETHRLNDS	5680	610	49302	5207	
400 U STATES	283953	54395	1971666	384701	
	351229	61681	2163795	409476	
CEREAL FOODS PREPARED N O P					207
100 U KINGDOM		411		14555	
236 NEW ZEAL				892	
304 ARGENTINA				335	
327 FRANCE		1006		1006	
335 GERMANY W		236		3087	
347 JAPAN		119		876	
359 NORWAY				90	
391 LEBANON		340		340	
400 U STATES		64155		555299	
		66267		576480	
MACARONI AND VERMICELLI	LB				208
231 HONG KONG	3000	498	32834	7049	
327 FRANCE			3206	472	
344 ITALY	20000	2229	33851	3834	
347 JAPAN			4423	516	
354 NETHRLNDS	1762	182	19253	2128	
400 U STATES	181103	28600	1262415	198413	
	205865	31509	1355982	212412	
MILK FOODS N O P	CWT				209
100 U KINGDOM	5	202	52	2285	
318 DENMARK			4	196	
335 GERMANY W	6	406	48	2418	
359 NORWAY	17	688	236	7486	
400 U STATES	420	24159	3718	180722	
	448	25455	4058	193107	
ARROWROOT	LB				221
228 LEEW WIND	120000	11657	344200	34743	
231 HONG KONG			400	54	
400 U STATES	22400	3456	27200	4536	
	142400	15113	371800	39333	
MALT WHOLE CRUSHED OR GROUND	LB				224
400 U STATES	340000	13775	382000	15833	
	340000	13775	382000	15833	
SAGO AND TAPIOCA	LB				225
218 MALAYA	13440	691	134717	8184	
309 BRAZIL	23800	2819	33900	4079	
355 INDONESIA	64676	6081	244388	22519	
400 U STATES	71040	11473	682700	111067	
	172956	21064	1095705	145849	
ALL OTHER BREADSTUFFS N O P					226
231 HONG KONG				1597	
400 U STATES		50		16638	
		50		18235	
COCOANUT OIL N O P EDIBLE	CWT				231
100 U KINGDOM	540	8012	5204	78249	
354 NETHRLNDS			166	2197	
389 IRELAND			41	611	
400 U STATES	376	5819	960	16075	
	916	13831	6371	97132	
COTTON SEED OIL N O P EDIBLE	CWT				233
400 U STATES	1962	31596	13552	218647	
	1962	31596	13552	218647	
OLIVE OIL N O P EDIBLE	CWT				234
304 ARGENTINA	215	5904	215	5904	
327 FRANCE	534	16525	1537	51185	
328 FR AFRICA			2392	75748	
336 GREECE			2299	76386	
344 ITALY	435	14522	5646	203802	
353 MOROCCO			220	7104	
360 ISRAEL	11	528	11	528	
372 SPAIN			474	18265	
391 LEBANON			6	167	
400 U STATES	48	1848	937	38068	
	1243	39327	13737	477157	
PEANUT OIL N O P EDIBLE	CWT				235
231 HONG KONG	18	462	556	14468	
400 U STATES	102	2909	1327	34001	
	120	3371	1883	48469	
SOYA BEAN OIL N O P EDIBLE	CWT				236
100 U KINGDOM			6	119	
400 U STATES	17083	229733	127694	1763556	
	17083	229733	127700	1763675	

IMPORTS INTO CANADA FOR CONSUMPTION

Articles and Countries from which Imported	MONTH OF AUGUST 1957		EIGHT MONTHS ENDED AUGUST 1957		Class Number
	Quantities	Values (\$)	Quantities	Values (\$)	
CHOCOLATES IN RETAIL PACKAGES	LB				239
100 U KINGDOM	121132	57759	888241	445792	
305 AUSTRIA			5764	4924	
306 BELGIUM			1387	673	
317 CZECHO S			12600	4998	
327 FRANCE			15320	6445	
335 GERMANY W	1683	473	16577	7734	
344 ITALY			9217	5324	
354 NETHRLNDS	1120	202	33673	15694	
375 SWEDEN	120	59	1830	1027	
376 SWITZRLND	8877	4290	48820	26982	
389 IRELAND			1170	455	
400 U STATES	347	159	92324	38591	
	133279	62942	1126923	558639	
CONFECTIONERY CHOCOLATE N O P	LB				240
100 U KINGDOM	245923	101130	1855007	693034	
305 AUSTRIA	783	752	7470	6019	
306 BELGIUM	2221	1194	49330	18010	
317 CZECHO S			60275	17163	
318 DENMARK	1240	446	5409	1985	
327 FRANCE	3545	1496	103607	31009	
335 GERMANY W	2053	1292	271760	108777	
344 ITALY	62	82	8457	3309	
354 NETHRLNDS	17166	5660	184671	72872	
359 NORWAY			749	311	
360 ISRAEL	3950	1248	40826	15267	
375 SWEDEN			24322	8050	
376 SWITZRLND	1807	983	34018	16796	
400 U STATES	117651	34992	871054	279126	
	396401	149275	3516955	1271728	
OTHER CONFECTIONS SWEETENED	LB				242
100 U KINGDOM	84573	23310	343669	89614	
231 HONG KONG	695	272	6232	2060	
305 AUSTRIA			1390	471	
306 BELGIUM	1293	230	8553	1537	
317 CZECHO S	2401	116	2401	116	
318 DENMARK	5800	2272	18120	7395	
327 FRANCE			12302	3251	
335 GERMANY W	5296	2215	23446	8874	
344 ITALY			2823	1319	
347 JAPAN			540	188	
354 NETHRLNDS	19177	2339	114255	14489	
383 HAWAII			3893	524	
389 IRELAND			2100	891	
400 U STATES	295405	77292	1477480	404955	
	414640	108046	2017204	535684	
FRUITS PEELS CANDIED	LB				243
231 HONG KONG	250	128	4866	750	
234 AUSTRALIA	67340	8026	92940	11387	
327 FRANCE	144702	34078	272413	64065	
344 ITALY			114622	24276	
354 NETHRLNDS	2420	300	3307	675	
400 U STATES	3508	597	119525	41174	
	218220	43129	607673	142329	
GINGER PRESERVED	LB				244
100 U KINGDOM			990	630	
231 HONG KONG	18772	5435	153009	32578	
347 JAPAN	600	110	1350	291	
400 U STATES			600	180	
	19372	5545	155949	32679	
SUGAR CANDY CONFECTIONERY NOP	LB				246
100 U KINGDOM	956552	204199	7248314	1497039	
207 UN SO AFR	32800	4825	41630	8459	
223 BARBAOOS			5484	825	
224 JAMAICA			2700	340	
231 HONG KONG	4328	955	33371	8979	
234 AUSTRALIA			596	114	
305 AUSTRIA			45576	12904	
306 BELGIUM	1236	334	11893	5092	
316 CUBA			188910	22749	
317 CZECHO S	5600	406	5600	406	
318 DENMARK	10516	2798	189228	43532	
326 FINLAND			2646	989	
327 FRANCE			19237	7518	
335 GERMANY W	15610	5928	122488	41785	
336 GREECE			788	197	
344 ITALY	6172	1929	58218	24053	
347 JAPAN	722	269	4427	1500	
354 NETHRLNDS	95822	20683	443273	98895	
360 ISRAEL	2400	350	29418	5736	
375 SWEDEN	35290	6966	244950	41982	
376 SWITZRLND			3006	1041	
384 P RICO			6440	1640	
389 IRELAND			5376	1570	
400 U STATES	269855	79325	1548801	409752	
	1436903	328967	10262370	2237097	
BUBBLE GUM	LB				247
100 U KINGDOM	4965	1688	39155	12117	
318 DENMARK	5968	2042	68571	23684	
354 NETHRLNDS	3031	1364	5772	2370	
389 IRELAND	1650	661	9007	3512	
400 U STATES	139213	34815	744779	200318	
	154827	40570	867284	242001	
CHEWING GUM N O P	LB				249
100 U KINGDOM	2850	1283	14156	5091	
318 DENMARK	5732	1650	7940	2078	

IMPORTS INTO CANADA FOR CONSUMPTION

Articles and Countries from which Imported	MONTH OF AUGUST 1957		EIGHT MONTHS ENDED AUGUST 1957		Class Number
	Quantities	Values (\$)	Quantities	Values (\$)	
354 NETHRLNDS			1903	447	
400 U STATES	77985	18569	309738	76738	
GLUCOSE AND SYRUP	86567	21502	333737	84354	
CORN SYRUP	CWT				251
100 U KINGDOM			579	3562	
354 NETHRLNDS	26	283	163	1669	
400 U STATES	15059	105476	98325	772818	
MOLASSES OF CANE	15085	105759	99067	778049	
NOP	GAL				252
221 B GUIANA	922000	220000	922000	220000	
223 BARBADOS			7165	1892	
224 JAMAICA			8750	1245	
225 TRINIDAD	859000	204000	3171160	716696	
228 LEEW WIND	200587	40795	235443	44867	
316 CUBA			867401	228970	
400 U STATES	96343	20628	1328415	408283	
LIQUID OR INVERT SUGAR	2077930	485423	6540334	1621953	
100 U KINGDOM	CWT				254
354 NETHRLNDS			255	2053	
400 U STATES	66	633	22	201	
MOLASSES FOR HUMAN CONSUMPTION	66	633	520	4747	
100 U KINGDOM	GAL				255
223 BARBADOS	1630	2408	2482	3173	
228 LEEW WIND	416085	236308	1609166	909116	
316 CUBA			57792	4392	
400 U STATES	14349	9326	692661	276469	
SYRUPS OF CANE OR BEET NOP	432064	248042	83834	58723	
100 U KINGDOM	GAL				256
354 NETHRLNDS	2659	3092	19129	24831	
400 U STATES	2187	1302	142	243	
SUGAR RAW IMPORTED BY REFINERS	4846	4394	22411	28664	
204 MAURITIUS	CWT				262
221 B GUIANA	67200	404988	393954	2164538	
223 BARBADOS	215040	1382865	1095644	6340790	
224 JAMAICA	258304	1819198	618240	3965968	
225 TRINIDAD			1965472	12334320	
228 LEEW WIND			364268	2396861	
234 AUSTRALIA	416909	2144644	260960	1733171	
235 FIJI	188159	1400372	964139	4146488	
316 CUBA	342305	2187211	593130	3710378	
SUGAR RAW N O P	1487917	9339278	7577696	44469080	
221 B GUIANA	CWT				263
224 JAMAICA	3658	25645	34540	196713	
316 CUBA	54542	350684	132906	801860	
SUGAR REFINED	58200	376329	167468	998697	
100 U KINGDOM	CWT				264
352 MEXICO	19836	114937	47	304	
354 NETHRLNDS			19836	114937	
400 U STATES	9	221	11	165	
SUGAR AND SYRUP MAPLE	19845	115158	748	7423	
400 U STATES	LB				265
COCOA BEANS NOT ROASTED			460	136	
100 U KINGDOM	CWT				271
210 G COAST	1349	37289	4289	113958	
211 NIGERIA	3360	77520	82873	1896652	
217 CEYLON			97345	2074150	
224 JAMAICA	2569	52438	2464	51307	
225 TRINIDAD			5632	116984	
228 LEEW WIND			3800	90274	
309 BRAZIL			1488	33683	
320 DOM REP			5405	123289	
321 ECUADOR	600	21660	452	9747	
354 NETHRLNDS			3589	105059	
387 VENEZUELA	974	27803	1111	24937	
400 U STATES	552	16506	45290	135229	
COCOA BUTTER	9404	233216	259036	1077324	
100 U KINGDOM	LB				273
224 JAMAICA	78400	55111	886552	530835	
225 TRINIDAD			686133	319621	
309 BRAZIL	50007	27652	51687	28591	
327 FRANCE	55115	28536	837305	464887	
328 FR AFRICA	33069	22267	88184	52582	
344 ITALY	341694	185616	66138	38388	
354 NETHRLNDS	132197	74052	925078	470776	
400 U STATES	3650	2586	711010	377971	
COCOA PASTE NOT SWEETENED	694132	395820	1307200	788470	
100 U KINGDOM	LB				274
309 BRAZIL	11369	4410	260661	61491	
335 GERMANY W	2313	180	511672	63652	
354 NETHRLNDS	68179	10094	51103	6673	
360 ISRAEL			690442	130125	
372 SPAIN			528	259	
400 U STATES	3872	1266	24338	2667	
COCOA PASTE SWEETENED	85733	15950	17888	5781	
100 U KINGDOM	LB				275
354 NETHRLNDS			21704	7782	
			2180	709	

IMPORTS INTO CANADA FOR CONSUMPTION

Articles and Countries from which Imported	MONTH OF AUGUST 1957		EIGHT MONTHS ENDED AUGUST 1957		Class Number
	Quantities	Values (\$)	Quantities	Values (\$)	
400 U STATES	21340	6297	112895	35485	
	21340	6297	136779	43976	
COCOA OR CHOCOLATE POWDER	LB				276
100 U KINGDOM	204250	73818	1196666	454650	
306 BELGIUM			156	62	
327 FRANCE	165345	13902	521098	61901	
335 GERMANY W			64257	8209	
344 ITALY			200	157	
354 NETHRLNDS	116454	23664	952696	188375	
389 IRELAND			754600	128911	
400 U STATES	58639	14676	766102	238735	
	544688	126060	4255775	1081000	
COCOA AND CHOCOLATE PREPS NOP	LB				277
100 U KINGDOM	27427	6567	339013	98281	
306 BELGIUM			1951	1202	
309 BRAZIL	66138	3929	99138	5831	
317 CZECHO S			1800	725	
327 FRANCE			7837	3713	
335 GERMANY W	5790	2683	96381	14125	
344 ITALY	331	234	331	234	
354 NETHRLNDS	13215	3404	132211	29374	
376 SWITZRLND	661	330	661	330	
389 IRELAND	427180	73105	519672	100439	
400 U STATES	193031	48186	743127	168523	
	733773	138438	1942122	422777	
CHICORY	LB				282
306 BELGIUM	18410	1180	73533	4948	
327 FRANCE	7500	453	23625	1423	
354 NETHRLNDS	5920	416	63233	4775	
400 U STATES	6501	2375	56053	20408	
	38331	4424	216444	31554	
COFFEE GREEN	LB				283
100 U KINGDOM			49527	23583	
202 ADEN			65899	37001	
203 S E AFR	296989	101790	6263292	2897155	
207 UN SO AFR			13273	7364	
224 JAMAICA			36600	18421	
225 TRINIDAD			276355	91393	
307 BEL CONGO	188905	91143	394298	191317	
309 BRAZIL	3016662	1455849	30619843	16067027	
314 COLOMBIA	2803839	1690268	18529233	11939368	
315 C RICA	7637	4838	899520	586763	
316 CUBA	11827	5393	124669	70045	
320 DOM REP	130915	75141	802862	473516	
321 ECUADOR	25661	10184	298739	157905	
323 EL SALVD	238522	136125	1983692	1087997	
325 ETHIOPIA	17290	8324	67603	34150	
328 FR AFRICA			54915	16475	
337 GUATEMALA	84976	42533	2813729	1639677	
338 HAITI			144137	69246	
339 HONDURAS	18692	8728	50939	25520	
352 MEXICO	303072	167511	4640289	2612126	
358 NICARAGUA	235558	130445	629777	353702	
363 PERU	39734	24158	47256	28415	
383 HAWAII	10000	5935	57500	36643	
387 VENEZUELA			208621	129767	
400 U STATES	384683	159852	2786455	1258207	
	7814962	4118217	71859023	39852783	
COFFEE ROASTED AND SUBSTITUTES	LB				286
100 U KINGDOM	584	231	1404	697	
224 JAMAICA	81500	42495	336426	163275	
327 FRANCE	132	171	132	171	
335 GERMANY W			399	355	
344 ITALY			1323	1440	
352 MEXICO	1080	708	1080	708	
354 NETHRLNDS	96	63	96	63	
381 ALASKA			128	137	
383 HAWAII	120	114	360	361	
400 U STATES	192228	138339	1298792	982329	
	275740	182121	1640140	1149536	
COFFEE EXTRACT OF N O P	LB				287
100 U KINGDOM	32188	12717	112441	40342	
335 GERMANY W			4191	1510	
354 NETHRLNDS	49	237	1129	4039	
376 SWITZRLND			1135	3895	
400 U STATES	354759	840891	3026135	6928944	
	386996	853845	3145031	6978730	
CLOVES UNGROUND	LB				291
100 U KINGDOM	11145	4694	11145	4694	
203 B E AFR			59640	21795	
217 CEYLON	1040	572	4400	988	
333 MADAGASCAR	5511	2030	29705	11773	
400 U STATES	2621	1441	7827	4165	
	20317	8737	112717	43415	
GINGER UNGROUND	LB				292
100 U KINGDOM	20042	4053	61494	16533	
212 S LEONE			17993	4413	
215 INDIA	2288	283	191867	29939	
224 JAMAICA			174426	76175	
231 HONG KONG	500	51	21210	2010	
316 CUBA			2360	165	
383 HAWAII			7010	1245	
384 P RICO			2000	262	
400 U STATES	336	219	3369	1231	
	23166	4606	481749	131973	

IMPORTS INTO CANADA FOR CONSUMPTION

Articles and Countries from which Imported		MONTH OF AUGUST 1957		EIGHT MONTHS ENDED AUGUST 1957		Class Number	
		Quantities	Values (\$)	Quantities	Values (\$)		
MUSTARD GROUND	100 U KINGDOM	LB 25236	11719	215860	99507	293	
	400 U STATES	5000	726	92859	26262		
		30236	12445	308719	125769		
NUTMEGS AND MACE	UNGROUND	LB				294	
	100 U KINGDOM			33739	63718		
	215 INDIA			2240	510		
	217 CEYLON			33600	21786		
	218 MALAYA			4480	7874		
	228 LEEW WIND	5031	9812	45027	97813		
	354 NETHRLNDS			4275	9776		
	355 INDONESIA			2240	4950		
400 U STATES	109	322	40674	31203			
		5140	10134	166275	237630		
NUTMEGS AND MACE	GROUND	LB				295	
	400 U STATES	860	2454	4106	11244		
		860	2454	4106	11244		
PEPPER UNGROUND	100 U KINGDOM	LB 2142	744	40748	9655	296	
	203 B E AFR			4599	1286		
	211 NIGERIA			15680	3142		
	215 INDIA	44320	9343	1276950	240789		
	218 MALAYA	132160	28103	488670	119458		
	219 BEL OTHER	15680	3686	42784	11501		
	347 JAPAN	4500	1099	54900	11772		
	388 YUGO SLAV			11000	4435		
	400 U STATES	13420	4552	57681	18745		
		212222	48027	1993012	420783		
SPICES N O P UNGROUND	217 CEYLON	LB 500	655	7665	9380	297	
	224 JAMAICA	2240	1135	78840	46153		
	231 HONG KONG	37756	5490	235162	28800		
	329 INDOCHINA			15056	3820		
	352 MEXICO			22540	6457		
	354 NETHRLNDS			35507	5903		
	355 INDONESIA	11570	1182	48807	6015		
	400 U STATES	4610	1610	60814	14863		
		56676	10072	504391	121391		
	GINGER AND SPICES MOP GROUND	100 U KINGDOM	LB 1366	671	6977		5105
215 INDIA				13098	2585		
231 HONG KONG				748	262		
312 CHILE				176	240		
335 GERMANY W		484	300	1030	813		
354 NETHRLNDS				1814	1165		
372 SPAIN		49500	17074	490624	203351		
388 YUGO SLAV				6723	2040		
400 U STATES		23359	15581	177438	115865		
		74709	33626	698628	331426		
TONQUIN BEANS CRUDE	309 BRAZIL	LB		1102	1207	299	
				1102	1207		
VANILLA BEANS CRUDE	327 FRANCE	LB		181	1113	300	
	335 GERMANY W			11	85		
	352 MEXICO	1019	7769	8262	59056		
	400 U STATES	3837	25824	32397	220339		
		4856	33593	40851	280593		
SEEDS AROMATIC CRUDE UNGROUND	215 INDIA	LB		15408	5677	301	
	231 HONG KONG			1120	144		
	304 ARGENTINA			610	69		
	335 GERMANY W	4822	1353	11148	2497		
	337 GUATEMALA	757	2048	1648	4480		
	352 MEXICO			5334	1065		
	353 MOROCCO	17597	1099	180773	11088		
	354 NETHRLNDS			70909	8806		
	372 SPAIN			5500	1096		
	400 U STATES	9816	1411	46788	6074		
	32992	5911	339238	40996			
TEA BLACK	100 U KINGDOM	LB 552228	312253	1812039	1101723	319	
	203 B E AFR	174722	71397	1206695	615797		
	215 INDIA	274136	100924	12699353	6644161		
	216 PAKISTAN			164061	74299		
	217 CEYLON	876579	303423	13297295	7144183		
	218 MALAYA			45980	21379		
	231 HONG KONG	5021	2796	90257	40748		
	313 CHINA			20978	7575		
	347 JAPAN	11725	2957	157224	31372		
	354 NETHRLNDS			74703	38425		
	355 INDONESIA			182869	92128		
	389 IRELAND	6122	4471	6122	4471		
	393 TAIWAN			117300	32856		
	400 U STATES	13347	6464	286020	169152		
		1913880	804685	30160896	16018269		
	TEA GREEN	100 U KINGDOM	LB		728		840
231 HONG KONG		1300	869	19318	10033		
313 CHINA				500	370		
347 JAPAN		93931	35267	255137	87799		
354 NETHRLNDS				400	307		
400 U STATES		1200	490	7753	2866		
	96431	36626	283836	102215			

IMPORTS INTO CANADA FOR CONSUMPTION

Articles and Countries from which Imported	MONTH OF AUGUST 1957		EIGHT MONTHS ENDED AUGUST 1957		Class Number
	Quantities	Values (\$)	Quantities	Values (\$)	
VINEGAR					341
100 U KINGDOM	GAL		19	79	
231 HONG KONG			83	67	
306 BELGIUM			19	55	
327 FRANCE			1517	2705	
344 ITALY			1842	2165	
347 JAPAN			147	132	
354 NETHRLNDS	67	50	67	50	
366 PORTUGAL			1068	215	
400 U STATES	14982	5485	38025	17627	
	15049	5535	42787	23095	
YEAST IN CAKES AND PACKAGES					352
100 U KINGDOM	LB	19875	1429	74875	5568
344 ITALY				1206	520
400 U STATES		2095	1624	15095	9719
		21970	3053	91176	15807
YEAST IN BULK					353
400 U STATES	LB	1000	452	17837	6529
		1000	452	17837	6529
HOPS					362
335 GERMANY W	LB		2016	2243	
388 YUGO SLAV			16613	18436	
400 U STATES		279056	227246	634817	471549
		278056	227246	653446	492228
LIQUORICE UNSWEETENED					364
100 U KINGDOM	LB		216	58	
400 U STATES		62510	13313	380836	80624
		62510	13313	381052	80682
MALT SYRUP AND EXTRACTS					365
100 U KINGDOM	LB	21126	4707	257130	42437
400 U STATES		114190	20361	814015	153580
		135316	25068	1071145	196017
ESSENCES EXTRACTS N O P					367
100 U KINGDOM	GAL	291	2318	938	8340
327 FRANCE		49	573	49	573
335 GERMANY W		2	113	15	800
354 NETHRLNDS				6	143
400 U STATES		110	2016	726	34227
		452	5020	1734	44083
FOODSTUFFS TAR 18A 19 140A 206					369
400 U STATES			1705		10523
			1705		10523
POTATOES FRENCH FRIED FROZEN					380
400 U STATES	LB	10236	1869	774265	126814
		10236	1869	774265	126814
POTATO CHIPS NOT FROZEN					381
400 U STATES	LB	371176	139363	2583431	950641
		371176	139363	2583431	950641
VEGETABLE FOOD PRODUCTS N O P					390
100 U KINGDOM		43376		126107	
224 JAMAICA		86		86	
231 HONG KONG		2473		26969	
306 BELGIUM				5053	
309 BRAZIL				516	
318 DENMARK				445	
327 FRANCE				249	
335 GERMANY W				2484	
344 ITALY		530		530	
347 JAPAN		951		3383	
354 NETHRLNDS		316		11684	
376 SWITZRLND		1039		3126	
400 U STATES		104321		874692	
		153092		1055324	

IMPORTS INTO CANADA FOR CONSUMPTION

Articles and Countries from which Imported	MONTH OF AUGUST 1957		EIGHT MONTHS ENDED AUGUST 1957		Class Number
	Quantities	Values (\$)	Quantities	Values (\$)	
GROUP 1					
AGRICULTURAL PRODUCTS					
B OTHER THAN FOOD					
ALE BEER PORTER AND STOUT	GAL				
100 U KINGDOM	23953	31948	163871	211977	1501
221 B GUIANA	87	158	87	158	
318 DENMARK	400	370	5500	5581	
335 GERMANY W	935	1173	9146	11297	
347 JAPAN	80	232	949	2789	
354 NETHRLNDS	180	235	2270	1931	
400 U STATES	28300	26867	56443	54584	
	53935	60983	238266	288317	
BRANDY	P GAL				
100 U KINGDOM	125	962	643	4171	1511
207 UN SO AFR	28664	52696	97969	236554	
208 BSA OTHER			47	321	
232 MALTA	666	3206	2116	10100	
234 AUSTRALIA	4902	15862	43268	136284	
318 DENMARK			9	160	
327 FRANCE	21113	156190	113486	971075	
335 GERMANY W			381	4832	
336 GREECE	210	1740	1200	10583	
344 ITALY	66	610	419	3342	
354 NETHRLNDS			140	1097	
360 ISRAEL			216	3440	
366 PORTUGAL	2806	10684	12161	49825	
372 SPAIN	208	1309	1880	11277	
388 YUGO SLAV	140	810	634	3656	
400 U STATES	3375	7121	36575	89963	
	62275	251190	311144	1536680	
CORDIALS AND LIQUEURS N O P	P GAL				
100 U KINGDOM	1144	15722	9003	119654	1512
225 TRINIDAO			631	12906	
231 HONG KONG			96	1186	
234 AUSTRALIA	130	1313	304	3111	
313 CHINA			36	882	
318 DENMARK	459	7441	2920	44848	
327 FRANCE	2763	29147	22485	245245	
340 HUNGARY			120	751	
344 ITALY	23	232	797	9713	
352 MEXICO			96	2121	
354 NETHRLNDS	922	10177	10188	107679	
359 NORWAY	179	896	596	2960	
375 SWEDEN	9	92	303	1322	
376 SWITZRLND	43	910	43	910	
384 P RICO	123	628	1119	5739	
388 YUGO SLAV			137	793	
389 IRELAND			13	215	
400 U STATES	29	362	29	362	
	5824	66920	48916	560397	
GIN	P GAL				
100 U KINGDOM	15254	74806	85035	422271	1513
354 NETHRLNDS	941	3597	6287	20329	
	16195	78403	91322	442600	
RUM	P GAL				
100 U KINGDOM	61996	146044	231875	791351	1514
221 B GUIANA	48277	71302	181478	247056	
223 BARBADOS	4804	16141	52770	178259	
224 JAMAICA	9242	30528	78508	214132	
225 TRINIDAD	5630	24847	46314	205915	
316 CUBA	1058	12202	6408	68656	
327 FRANCE	30	222	352	2592	
338 HAITI	173	1251	875	6413	
384 P RICO	8004	59919	37527	274844	
400 U STATES			11	93	
	139214	362456	636118	1989311	
WHISKY	P GAL				
100 U KINGDOM	74363	596180	536393	4163824	1515
354 NETHRLNDS			4116	16464	
400 U STATES	79019	155276	775632	1434230	
	153382	751456	1316141	5614518	
ABSINTHE ALCOHOLIC LIQUORS N O P	P GAL				
100 U KINGDOM			46	503	1516
354 NETHRLNDS			105	488	
			151	991	
WINES NON SPARKLING	GAL				
100 U KINGDOM	5802	24421	48096	242598	1530
207 UN SO AFR	11664	18029	117474	196243	
232 MALTA	2023	2982	11045	16329	
234 AUSTRALIA	15004	30002	146964	317960	
318 DENMARK	50	106	124	390	
327 FRANCE	33319	126056	213619	794401	
328 FR AFRICA	2321	3104	23655	32515	
335 GERMANY W	3129	15711	19481	101903	
336 GREECE	2258	2852	9138	11458	
340 HUNGARY			234	962	
344 ITALY	12019	37829	118236	362947	
347 JAPAN	254	595	334	828	

IMPORTS INTO CANADA FOR CONSUMPTION

Articles and Countries from which imported	MONTH OF AUGUST 1957		EIGHT MONTHS ENDED AUGUST 1957		Class Number
	Quantities	Values (\$)	Quantities	Values (\$)	
354 NETHRLNDS	153	682	1731	8846	
360 ISRAEL	100	380	2543	9911	
366 PORTUGAL	18735	26614	113416	180870	
367 AZORES	568	1796	1285	4039	
372 SPAIN	9049	21139	49547	146069	
376 SWITZRLNO	199	736	1227	4655	
389 IRELAND	342	1760	4338	22015	
400 U STATES	5142	13770	53577	141304	
WINES SPARKLING	122131	328564	936064	2596243	
	GAL				1560
100 U KINGDOM			50	603	
234 AUSTRALIA	18	113	252	1432	
306 BELGIUM	94	1109	720	8947	
327 FRANCE	2886	32150	21421	233713	
335 GERMANY W			668	3360	
344 ITALY	270	1269	2204	10361	
354 NETHRLNDS			160	1591	
366 PORTUGAL			5	60	
400 U STATES			8	60	
GUMS AMBER AND ARABIC	3268	34641	25488	260127	
	LB				1571
100 U KINGDOM	4371	768	61874	9621	
396 SUDAN	15381	1882	125861	17818	
400 U STATES	44590	11491	378804	98192	
GUMS AUSTL COPAL	64342	14141	566539	125631	
	CWT				1572
DAMAR ETC			1000	10443	
100 U KINGDOM			2800	14581	
218 MALAYA	672	2994	1680	5031	
219 BEI OTHER	560	1628	5	1920	
234 AUSTRALIA			2016	8471	
355 INOONESIA	1792	7407	1402	31711	
400 U STATES	154	2794	8903	72157	
GUMS BARBERRY ELEMI GEDDA ETC	3178	14823			
	CWT				1573
100 U KINGDOM			4	530	
342 IRAM			1	276	
344 ITALY	69	2570	69	2570	
347 JAPAN			6	334	
354 NETHRLNDS			22	744	
400 U STATES	137	7285	2849	136579	
BURGUNOY PITCH	206	9855	2951	141033	
	LB				1575
400 U STATES	10048	1384	109156	10943	
CHICLE OR SAPPATO GUM CRUDE	10048	1384	109156	10943	
	LB				1576
337 GUATEMALA			407584	357871	
352 MEXICO			1332	1272	
400 U STATES	75636	36172	536861	250514	
SHELLAC BLEACHED	75636	36172	945777	609657	
	LB				1577
215 INDIA			6560	3335	
335 GERMANY W			5000	2491	
400 U STATES	8428	3733	49078	24217	
DRAGONS BLOOD	8428	3733	60638	30043	
	LB				1578
400 U STATES			193	476	
LAC CRUDE SEED STICK AND SHELL			193	476	
	LB				1579
100 U KINGDOM			6377	2431	
215 INDIA	33720	8317	319118	89156	
371 THAILANO	82019	17721	920073	222223	
400 U STATES	41519	8070	503675	118199	
RESIN OR ROSIN	157258	34108	1749243	432009	
	CWT				1580
100 U KINGDOM			63	541	
400 U STATES	27277	173704	211400	1375250	
ROSIN SIZING	27277	173704	211463	1375791	
	CWT				1581
400 U STATES	15780	174240	121520	1207830	
WAX SEALING	15780	174240	121520	1207830	
					1582
100 U KINGDOM		182		1021	
400 U STATES		686		6461	
GUMS AND BLENOS N O P		868		7482	
	LB				1583
100 U KINGDOM	772	364	434977	158465	
218 MALAYA			11200	751	
400 U STATES	122728	61191	1910401	784018	
TALL OIL AND TALL OIL PITCH	123500	61555	2356578	943234	
	CWT				1584
400 U STATES	6312	34781	57331	311509	
COTTON SEED CAKE AND MEAL	6312	34781	57331	311509	
	CWT				1591
400 U STATES			2210	7215	
LINSEED OIL CAKE AND MEAL			2210	7215	
	CWT				1592
400 U STATES	1300	3707	43079	121368	
PALM NUT CAKE AND MEAL	1300	3707	43079	121368	
	CWT				1593
400 U STATES					1594
SOYA BEAN OIL CAKE AND MEAL					1594
400 U STATES	281619	701893	2543655	6120359	
SOYA BEAN FLOUR	281619	701893	2543655	6120359	
	CWT				1595
335 GERMANY W			44	561	
400 U STATES	1598	9660	20945	147929	
	1598	9660	20989	148490	

IMPORTS INTO CANADA FOR CONSUMPTION

Articles and Countries from which Imported	MONTH OF AUGUST 1957		EIGHT MONTHS ENDED AUGUST 1957		Class Number
	Quantities	Values (\$)	Quantities	Values (\$)	
PEANUT OIL CAKE AND MEAL	CWT				1596
CASTOR OIL NOT EDIBLE	CWT				1601
100 U KINGDOM			3	108	
215 INDIA			111	2288	
309 BRAZIL	6535	156770	26540	530044	
400 U STATES	76	2125	3000	77232	
	6611	158895	29654	609672	
CHINAWOOD OIL NOT EDIBLE	CWT				1602
100 U KINGDOM			112	2480	
231 HONG KONG	672	11451	6558	134618	
304 ARGENTINA	353	7890	7466	164052	
362 PARAGUAY			551	11367	
400 U STATES			1375	29875	
	1025	19341	16062	342392	
COCOANUT OIL NOT EDIBLE	CWT				1603
100 U KINGDOM	630	9743	5306	63673	
217 CEYLON	50817	511007	103787	1074898	
400 U STATES			1318	15434	
	51447	520750	110411	1154005	
COTTON SEED OIL NOT EDIBLE	CWT				1605
337 GUATEMALA			1097	12790	
400 U STATES	25751	327485	164648	2147127	
	25751	327485	165745	2159917	
ESSENTIAL OIL N O P	LB				1606
100 U KINGDOM	8859	4173	97794	88629	
215 INDIA			1120	1440	
217 CEYLON			1600	1321	
224 JAMAICA			3641	16580	
228 LEEW WIND			210	1098	
231 HONG KONG	4200	8000	13262	29506	
234 AUSTRALIA			342	780	
306 BELGIUM			300	576	
309 BRAZIL			1782	3387	
312 CHILE			2	124	
313 CHINA			2200	3601	
327 FRANCE	10	232	6339	42909	
335 GERMANY W	100	596	18555	11881	
338 HAITI	805	3824	1003	5253	
344 ITALY			10	82	
352 MEXICO	1420	7338	1645	8254	
354 NETHRLNDS	1235	2145	9037	12596	
372 SPAIN			9715	18330	
376 SWITZRLND	89	1583	7599	36963	
400 U STATES	90105	282970	707050	2349971	
	106823	310861	883206	2633281	
EUCALYPTUS OIL	LB				1607
234 AUSTRALIA			1600	1265	
366 PORTUGAL	2094	1144	2094	1144	
400 U STATES	488	286	1374	1698	
	2582	1430	5068	4107	
FLAXSEED OR LINSEED OIL	CWT				1608
100 U KINGDOM			9	243	
400 U STATES	165	2889	1155	20794	
	165	2889	1164	21037	
FOOTS OF COTTON SEED OR OLIVES	CWT				1609
400 U STATES			152	1663	
			152	1663	
OLIVE OIL FOR MANUFACTURING	CWT				1610
400 U STATES			4	154	
			4	154	
PALM AND PALM KERNEL OIL	CWT				1611
100 U KINGDOM			7895	90947	
211 NIGERIA	6713	73506	20563	212483	
218 MALAYA	39992	413419	115602	1243848	
307 BEL CONGO	1500	13760	56797	589800	
354 NETHRLNDS	672	10555	3119	47746	
355 INDONESIA			21029	227509	
400 U STATES	924	9906	8787	94197	
	49801	521146	233792	2506530	
PEANUT OIL	CWT				1613
100 U KINGDOM	1480	23653	4488	70596	
400 U STATES	4801	64003	28358	416763	
	6281	87656	32846	487359	
PEPPERMINT OIL	LB				1614
100 U KINGDOM			405	3660	
347 JAPAN			720	2745	
400 U STATES	5102	24785	44850	252996	
	5102	24785	45975	259401	
RESIN OIL	CWT				1617
400 U STATES	46	383	3767	24062	
	46	383	3767	24062	
SESAME SEED OIL	CWT				1618
231 HONG KONG	17	487	97	3892	
400 U STATES			244	8209	
	17	487	341	12101	
SOYA BEAN OIL FOR MANUFACTURE	CWT				1619
400 U STATES	6880	88399	42224	590667	
	6880	88399	42224	590667	
VEGETABLE OIL N O P NOT EDIBLE	CWT				1620
100 U KINGDOM			2	97	
231 HONG KONG			28	2042	
313 CHINA			112	2255	
400 U STATES	16526	225956	106136	1545144	
	16526	225956	106278	1549338	
RAPE SEED OIL	CWT				1621

IMPORTS INTO CANADA FOR CONSUMPTION

Articles and Countries from which Imported	MONTH OF AUGUST 1957		EIGHT MONTHS ENDED AUGUST 1957		Class Number
	Quantities	Values (\$)	Quantities	Values (\$)	
CASHEW NUT SHELL OIL 400 U STATES	CWT 252	3879	642	10176	1622
	252	3879	642	10176	
COFFEE OIL 309 BRAZIL 400 U STATES	CWT 647	10686	1018 659	16267 9237	1623
	647	10686	1677	25504	
SUNFLOWER SEED OIL	CWT				1624
VEGETABLE OILS FOR TEXTILES	CWT				1625
100 U KINGDOM			340	7337	
376 SWITZRLND	2	125	33	5800	
400 U STATES	1428	28833	15689	313957	
	1430	28958	16062	327094	
LEMON OIL AND ORANGE OIL	LB				1626
100 U KINGDOM			2501	3004	
224 JAMAICA			10832	17274	
225 TRINIDAD			2221	1625	
304 ARGENTINA			277	1531	
335 GERMANY W			147	688	
344 ITALY	300	478	6899	28144	
354 NETHRLNDS	100	441	15400	65772	
360 ISRAEL	1000	1496	1550	2087	
376 SWITZRLND	60	1179	332	6312	
400 U STATES	7066	15368	86947	231178	
	8526	18962	127106	357615	
SPEARMINT OIL 400 U STATES	LB 2000	10925	19122	94777	1627
	2000	10925	19122	94777	
ROSE BUSHES NOP	NO				1646
100 U KINGDOM			17287	8482	
306 BELGIUM			93757	14245	
318 DENMARK			100879	18367	
327 FRANCE			242	63	
335 GERMANY W			13896	3300	
354 NETHRLNDS			683170	147033	
400 U STATES	2580	911	900401	348125	
	2580	911	1809632	539615	
BUSHES ROOTS AND VINES N O P	NO				1647
306 BELGIUM			100	50	
327 FRANCE			9400	1307	
354 NETHRLNDS			3332	350	
400 U STATES			1397521	41310	
			1410353	43017	
APPLE TREES N O P	NO				1651
327 FRANCE			2270	946	
354 NETHRLNDS			2816	1434	
400 U STATES	200	137	42247	27916	
	200	137	47333	30296	
PEACH TREES AND JUNE BUDS NOP	NO				1653
400 U STATES	3000	1353	82243	40105	
	3000	1353	82243	40105	
FRUIT TREES N O P	NO				1657
100 U KINGDOM			25	101	
306 BELGIUM			246	148	
327 FRANCE			786	475	
354 NETHRLNDS			1001	538	
400 U STATES	550	444	30280	22278	
	550	444	32338	23540	
AZALEAS RHODODENDRONS ETC					1662
100 U KINGDOM		150		2557	
207 UN SO AFR				380	
215 INDIA				363	
224 JAMAICA				780	
231 HONG KONG				2025	
234 AUSTRALIA				188	
306 BELGIUM				37198	
318 DENMARK				750	
327 FRANCE		4838		5224	
335 GERMANY W				1262	
337 GUATEMALA				434	
344 ITALY				580	
347 JAPAN				1129	
354 NETHRLNDS		103781		208105	
383 HAWAII				213	
384 P RICO		649		2524	
400 U STATES		62819		515259	
		172237		778971	
PALMS FERMS FICUS CANNAS ETC					1663
100 U KINGDOM				193	
306 BELGIUM		1563		4376	
347 JAPAN				95	
354 NETHRLNDS				21111	
400 U STATES		553		13524	
		2116		39299	
TULIP BULBS					1664
306 BELGIUM		2104		2104	
347 JAPAN		9959		9959	
354 NETHRLNDS		142181		142181	
400 U STATES		2055		2055	
		156297		156297	
GLADIOLI BULBS					1665
347 JAPAN				231	
354 NETHRLNDS				72338	
400 U STATES				14047	
				86616	

IMPORTS INTO CANADA FOR CONSUMPTION

27

Articles and Countries from which Imported	MONTH OF AUGUST 1957		EIGHT MONTHS ENDED AUGUST 1957		Class Number
	Quantities	Values (\$)	Quantities	Values (\$)	
FLOWERS AND FOLIAGE CUT					1666
100 U KINGDOM		97		2461	
220 BERMUDA				2889	
231 HONG KONG				373	
234 AUSTRALIA		156		280	
327 FRANCE				411	
335 GERMANY W		474		866	
344 ITALY				11267	
347 JAPAN				298	
352 MEXICO		143		1482	
354 NETHRLNDS		75		1364	
376 SWITZRLND				99	
383 HAWAII				627	
400 U STATES		47729		1196540	
		48674		1218957	
TREES SEEDLING STOCK					1668
100 U KINGDOM				2872	
306 BELGIUM				3317	
318 DENMARK				172	
327 FRANCE				10256	
354 NETHRLNDS				54941	
400 U STATES		210		11555	
		210		83113	
FLORIST OR NURSERY STOCK N O P					1669
100 U KINGDOM		154		3565	
306 BELGIUM		957		12489	
318 DENMARK				7280	
327 FRANCE				5020	
335 GERMANY W		302		16781	
347 JAPAN				379	
354 NETHRLNDS				595392	
400 U STATES		40046		572391	
		41459		1213297	
LATEX NATURAL					1678
218 MALAYA	LB 50000	18050	1330572	543470	
400 U STATES	408235	151032	4499631	1721504	
	458235	169082	5830203	2264974	
LATEX SYNTHETIC					1679
335 GERMANY W	LB		500	149	
400 U STATES	395230	139698	4014586	1385248	
	395230	139698	4015086	1385397	
BALATA CRUDE					1681
309 BRAZIL	LB 508	205	8206	2736	
400 U STATES			1275	3656	
	508	205	9481	6392	
GUTTA PERCHA UNMANUFACTURED					1682
400 U STATES	LB			5574	
				16338	
RUBBER CRUDE CAOUTCHOUC					1683
100 U KINGDOM	LB 89897	26139	594166	171439	
211 NIGERIA	11200	2941	78400	21572	
217 CEYLON	307280	67966	2311790	555607	
218 MALAYA	7411887	2003823	52113672	14249258	
219 BEI OTHER	11205	3583	145660	45190	
350 LIBERIA			22400	7380	
355 INDONESIA	123200	23361	779632	202052	
371 THAILAND	83600	14598	632400	132620	
400 U STATES	519851	116307	3190473	930919	
	8558120	2258718	59868593	16316037	
COMB BLANKS OF HARD RUBBER					1684
305 AUSTRIA		602		2153	
335 GERMANY W				327	
400 U STATES				1178	
		602		3658	
RUBBER POWDERED WASTE OR JUNK					1687
100 U KINGDOM	CWT		871	12942	
306 BELGIUM			403	3022	
400 U STATES	3588	12605	19027	125560	
	3588	12605	20301	141524	
RUBBER RECOVERED					1688
100 U KINGDOM	CWT 1815	15798	7657	64882	
400 U STATES	15402	141583	173252	1621004	
	17217	157381	180909	1685886	
RUBBER SUBSTITUTE OR SYNTHETIC					1689
335 GERMANY W	CWT		3	187	
400 U STATES	12758	365272	183028	4714003	
	12758	365272	183031	4714190	
RUBBER THREAD NOT COVERED					1690
100 U KINGDOM	LB 960	1046	8565	11338	
400 U STATES	18071	27047	140664	224669	
	19031	28093	149229	236007	
HARD RUBBER STRIP SHEET ROD					1691
100 U KINGDOM	LB 383	292	21819	6027	
335 GERMANY W			121	159	
354 NETHRLNDS			1146	505	
400 U STATES	857	841	18970	25889	
	1240	1133	42056	32580	
FOAM RUBBER SHEETING					1697
327 FRANCE				765	
347 JAPAN				674	
400 U STATES		24291		69593	
		24291		71032	
RUBBER SHEETING N O P					1698
100 U KINGDOM		1140		22872	
218 MALAYA		29174		172740	
306 BELGIUM				4316	

IMPORTS INTO CANADA FOR CONSUMPTION

Articles and Countries from which Imported	MONTH OF AUGUST 1957		EIGHT MONTHS ENDED AUGUST 1957		Class Number
	Quantities	Values (\$)	Quantities	Values (\$)	
317 CZECHO S		86		86	
335 GERMANY W		87		4174	
354 NETHRLNDS		183		445	
400 U STATES		8168		102563	
CONVEYOR BELTING OF RUBBER		38838		307196	1699
100 U KINGDOM		20118		61554	
335 GERMANY W				480	
347 JAPAN				1742	
359 NORWAY				2712	
375 SWEDEN				682	
400 U STATES		10593		109212	
BATHING SHOES RUBBER	PAIR	30711		176382	1700
306 BELGIUM			158	96	
335 GERMANY W			3779	1737	
400 U STATES			6122	3109	
BELTING RUBBER			10059	4942	1701
100 U KINGDOM		2926		40816	
335 GERMANY W		219		1820	
344 ITALY		67		510	
347 JAPAN				6817	
375 SWEDEN		1232		3466	
376 SWITZRLND		71		71	
400 U STATES		32278		269833	
CANVAS SHOES RUBBER SOLES	PAIR	36793		323333	1702
100 U KINGDOM	2785	2092	50891	37454	
215 INDIA			267224	119245	
231 HONG KONG	90844	38689	1020716	494497	
313 CHINA			2160	1151	
317 CZECHO S			8090	4691	
335 GERMANY W			40	61	
344 ITALY			290	527	
347 JAPAN	9240	2661	86940	32560	
354 NETHRLNDS	3608	3070	7678	7021	
400 U STATES	8539	9565	29499	30863	
BOOTS AND SHOES RUBBER N O P	PAIR	115016	56077	1473528	728070
100 U KINGDOM	65703	107944	223267	358788	1703
231 HONG KONG			1834	1837	
306 BELGIUM			720	803	
317 CZECHO S	13483	11194	53715	52372	
327 FRANCE			1234	4750	
335 GERMANY W	40	200	40	200	
347 JAPAN	114745	100428	206105	167624	
354 NETHRLNDS	1500	5086	4559	14353	
359 NORWAY			60	201	
365 POLAND	3000	2550	3000	2550	
400 U STATES	835	3269	9808	24855	
CEMENT RUBBER		199306	230671	504342	628333
100 U KINGDOM			90	2050	1704
335 GERMANY W			1258	2929	
376 SWITZRLND				141	
400 U STATES			72139	647529	
CLOTHING RUBBER N O P			73487	652649	1705
100 U KINGDOM		718		32350	
231 HONG KONG		5577		21416	
318 DENMARK				237	
335 GERMANY W				80	
344 ITALY				195	
347 JAPAN		5652		7445	
359 NORWAY		4096		14586	
400 U STATES		12353		67863	
GLOVES RUBBER	DZ PR	28396		144172	1706
100 U KINGDOM	2689	7892	15064	46436	
234 AUSTRALIA			1400	4744	
317 CZECHO S			1403	2056	
327 FRANCE	50	174	112	341	
335 GERMANY W			743	2307	
347 JAPAN			595	4088	
354 NETHRLNDS			372	466	
400 U STATES	5487	28902	47835	244634	
GOLF BALLS	DOZ	8226	36968	67524	305072
100 U KINGDOM	3044	8619	43506	132552	1707
347 JAPAN			4200	10462	
400 U STATES	4069	21809	24290	134403	
HEELS RUBBER	PAIR	7113	30428	71996	277417
100 U KINGDOM			18075	2126	1708
231 HONG KONG			17040	2191	
400 U STATES	99083	9855	795764	90723	
HOSE RUBBER OR RUBBER LINED		99083	9855	830879	95040
100 U KINGDOM		10114		84474	1709
318 DENMARK				1391	
335 GERMANY W		3386		12908	
347 JAPAN				9667	
354 NETHRLNDS				3130	
359 NORWAY				908	

IMPORTS INTO CANADA FOR CONSUMPTION

29

Articles and Countries from which Imported	MONTH OF AUGUST 1957		EIGHT MONTHS ENDED AUGUST 1957		Class Number
	Quantities	Values (\$)	Quantities	Values (\$)	
375 SWEDEN				401	
400 U STATES		222904		1617989	
WATER BOTTLES RUBBER		236404		1730868	1710
100 U KINGDOM		5521		16166	
305 AUSTRIA		2402		2402	
317 CZECHO S				2015	
335 GERMANY W		228		1998	
347 JAPAN				1046	
400 U STATES		1688		6172	
MATERIALS FOR SEALING COMPOUND		9839		29799	
400 U STATES		16875		130998	1711
MATS AND MATTING RUBBER		16875		130998	
100 U KINGDOM		223		4739	1712
335 GERMANY W		1144		1842	
354 NETHRLNDS		436		9785	
400 U STATES		85087		831868	
PACKING RUBBER		86890		848234	
100 U KINGDOM		411		7190	1713
335 GERMANY W				1273	
375 SWEDEN				5292	
400 U STATES		21525		183765	
RAINCOATS RUBBER	NO	21936		197520	1714
TIRES BICYCLE AND MOTORCYCLE	NO				1715
100 U KINGDOM	3936	5819	43788	52524	
306 BELGIUM	1125	689	32130	19288	
317 CZECHO S	2255	1961	9355	6189	
327 FRANCE			817	729	
335 GERMANY W	12232	7333	45073	29363	
344 ITALY			897	1794	
347 JAPAN	96	54	1396	694	
354 NETHRLNDS	6509	3849	95912	61036	
375 SWEDEN	1200	1992	13809	10853	
400 U STATES	876	1049	12621	16938	
TIRE CASINGS N O P	28229	22746	255798	199408	1716
100 U KINGDOM	4716	75566	23356	326713	
327 FRANCE	1706	132722	8681	658461	
335 GERMANY W	171	2512	629	9454	
344 ITALY	54	243	96	530	
347 JAPAN	67	3313	129	6473	
375 SWEDEN	1004	2478	19404	43719	
400 U STATES	7803	490829	83751	3654274	
TIRES INNER TUBES N O P	15521	707663	136046	4699624	1717
100 U KINGDOM	707	1739	3483	6578	
327 FRANCE	797	4041	5477	23460	
335 GERMANY W			30	143	
347 JAPAN			14	70	
375 SWEDEN	1004	892	22729	13164	
400 U STATES	2925	24410	42700	173995	
TIRES SOLID AUTOMOBILE	5433	31082	74433	217410	1718
400 U STATES	NO	361	7987	2044	45815
TIRES SOLID RUBBER N O P	361	7987	2044	45815	1719
100 U KINGDOM		4607		43819	
400 U STATES		13512		176583	
MANUFACTURES OF RUBBER N O P		18119		220402	1720
100 U KINGDOM		18085		159913	
216 PAKISTAN				672	
305 AUSTRIA				483	
317 CZECHO S		461		795	
318 DENMARK				923	
327 FRANCE		429		4495	
335 GERMANY W		6772		38147	
344 ITALY		2937		5062	
347 JAPAN		5850		35569	
354 NETHRLNDS		87		861	
375 SWEDEN		785		3342	
376 SWITZRLND		89		418	
400 U STATES		429810		3636566	
TIRES INNER TUBES BICYCLE		465305		3887246	1721
100 U KINGDOM	NO	4196	1394	29406	10911
306 BELGIUM		1125	216	27531	7401
317 CZECHO S		600	440	600	440
327 FRANCE				580	429
335 GERMANY W		8255	2335	111489	30532
344 ITALY		50	74	50	74
347 JAPAN				1200	293
354 NETHRLNDS		6993	1925	71627	20802
375 SWEDEN		1200	529	12265	4141
400 U STATES		258	185	1340	876
GASKETS AND WASHERS RUBBER		22677	7098	256088	75899
100 U KINGDOM			975	3481	1722
335 GERMANY W				2423	
344 ITALY			1902	2348	
347 JAPAN				900	

IMPORTS INTO CANADA FOR CONSUMPTION

Articles and Countries from which Imported	MONTH OF AUGUST 1957		EIGHT MONTHS ENDED AUGUST 1957		Class Number
	Quantities	Values (\$)	Quantities	Values (\$)	
375 SWEDEN				165	
400 U STATES		91776		912582	
DRUGGISTS SUNDRIES RUBBER		94653		921899	1723
100 U KINGDOM		9260		39625	
317 CZECHO S				824	
327 FRANCE		61		584	
335 GERMANY W		491		6212	
347 JAPAN		905		1646	
354 NETHRLNDS				3063	
400 U STATES		81650		663327	
TIRE REPAIR MATERIAL OF RUBBER		92367		715281	1724
100 U KINGDOM		140		9942	
327 FRANCE				417	
335 GERMANY W		19924		63851	
400 U STATES		86314		450997	
NURSING NIPPLES RUBBER		106378		525207	1725
100 U KINGDOM	GROSS	221	862	1311	4742
400 U STATES		293	3834	5252	63350
FLOORING AND TILE OF RUBBER		514	4696	6563	68092
100 U KINGDOM	SO YD			821	1640
327 FRANCE				3701	11657
400 U STATES		17826	31079	88963	168372
V BELTS CHIEFLY OF RUBBER		17826	31079	93485	181669
100 U KINGDOM					
317 CZECHO S		3263		36361	
335 GERMANY W		1176		3260	
344 ITALY				7781	
347 JAPAN				172	
354 NETHRLNDS		965		2809	
375 SWEDEN		3054		5789	
376 SWITZRLND		190		4361	
400 U STATES		98		347	
SOLES SOLING MATERIALS RUBBER		41184		517189	1728
100 U KINGDOM		49930		578069	
217 CEYLON		380		11107	
218 MALAYA				17870	
335 GERMANY W				5864	
344 ITALY		304		1846	
400 U STATES		51700		626	
AUTOMOTIVE PARTS OF RUBBER NOP		52384		305228	1729
100 U KINGDOM				342541	
327 FRANCE		737		9090	
335 GERMANY W				107	
400 U STATES		670		7739	
WEATHERSTRIPPING OF RUBBER		121829		1293373	1730
100 U KINGDOM		123236		1310309	
335 GERMANY W					
400 U STATES				1788	
TIRES PNEUM USED EXCEPT SCRAP		53893		5825	
100 U KINGDOM	NO	53893		772520	
347 JAPAN				780133	
400 U STATES					
TIRES TRACTOR AND IMPLEMENT					1731
100 U KINGDOM	NO	200	3525	274	5352
375 SWEDEN				3027	6616
400 U STATES		3162	139973	32098	964476
ANNATTO SEED	LB	3362	143498	35399	976444
320 DOM REP				9864	1275
SUGAR BEET SEED	LB			9864	1275
100 U KINGDOM				200	67
354 NETHRLNDS				5200	1620
400 U STATES				557512	128453
SEEDS FOR BLENDING				562912	130140
215 INDIA	LB			40988	7198
234 AUSTRALIA		57092	3487	255214	21087
304 ARGENTINA		55115	3703	253158	17529
327 FRANCE		2222	456	2222	456
335 GERMANY W				22803	1958
354 NETHRLNDS		21600	1371	41737	2869
372 SPAIN				2205	296
379 TURKEY		55000	2895	55000	2895
400 U STATES		2100	255	203002	18093
COTTON SEED	CWT	193129	12167	876329	72381
CLOVER SEED	LB				
100 U KINGDOM				100324	33662
236 NEW ZEAL				12895	8053
318 DENMARK				11155	6626
326 FINLAND				308	263
327 FRANCE				22140	14072
400 U STATES		37704	6110	4715690	1852950
		37704	6110	4862512	1915626

IMPORTS INTO CANADA FOR CONSUMPTION

Articles and Countries from which Imported	MONTH OF AUGUST 1957		EIGHT MONTHS ENDED AUGUST 1957		Class Number
	Quantities	Values (\$)	Quantities	Values (\$)	
FLAX SEED					
	100 U KINGDOM			107	1751
	353 MOROCCO	80	403	610	
	354 NETHRLNDS			7631	
	400 U STATES			32954	
		80	403	8746	
WENT GRASS SEED				41302	
	336 NEW ZEAL	LB		956	1753
	400 U STATES			822	
		493	675	173360	
		493	675	174316	
GRASS SEED TIMOTHY					1754
GRASS SEED N O P					1755
	100 U KINGDOM	LB		4614	
	234 AUSTRALIA	1000	86	70780	
	236 NEW ZEAL			6720	
	318 DENMARK			206691	
	354 NETHRLNDS			19837	
	400 U STATES			5221	
		329950	59230	2887815	
		330950	59316	3196457	
MILLET AND RAPE SEED					1756
	100 U KINGDOM	LB		28412	
	234 AUSTRALIA	109572	3531	280456	
	304 ARGENTINA	54762	1239	296530	
	318 DENMARK			1456	
	327 FRANCE			123517	
	335 GERMANY W			13135	
	354 NETHRLNDS			17400	
	400 U STATES			667064	
		102000	3501	667064	
		266334	8271	1427970	
MUSHROOM SPAWN					1757
	400 U STATES		11066	54083	
			11066	54083	
SEED BEANS AND SEED PEAS					1758
	100 U KINGDOM	LB		55321	
	203 S E AFR			37800	
	236 NEW ZEAL			25648	
	354 NETHRLNDS			3900	
	400 U STATES			810493	
		44480	6185	7270618	
		44480	6185	7393287	
SEED POTATOES					1759
	400 U STATES	CWT		25164	
				45669	
				25164	
SEEDS 5 DOLLARS OR OVER PER LB					1762
	100 U KINGDOM			498	
	318 DENMARK			641	
	327 FRANCE			135	
	335 GERMANY W			145	
	347 JAPAN		171	501	
	354 NETHRLNDS			3594	
	400 U STATES			38096	
			2701	38096	
			2872	43610	
GARDEN FIELD ROOT SEEDS N O P					1766
	100 U KINGDOM			13402	
	215 INDIA			431	
	231 HONG KONG		5462	41286	
	306 BELGIUM			1313	
	312 CHILE		2174	3468	
	318 DENMARK			6231	
	323 EL SALVD			8508	
	325 ETHIOPIA			1574	
	327 FRANCE			205	
	335 GERMANY W		225	3414	
	344 ITALY			1087	
	347 JAPAN		75	646	
	352 MEXICO		547	2220	
	354 NETHRLNDS		1849	38523	
	358 NICARAGUA			13525	
	391 LEBANON		539	539	
	400 U STATES		7848	337522	
			18719	473894	
TOBACCO TURKISH UNSTEMMED					1776
	336 GREECE	LB		35385	
	379 TURKEY	4014	4104	36725	
		18638	16288	188409	
		22652	20392	223794	
				199600	
TOBACCO FLUE CURED UNSTEMMED					1778
	400 U STATES	LB		17960	
		904	915	18168	
		904	915	17960	
CIGAR LEAF UNSTEMMED					1779
	309 BRAZIL	LB		681	
	316 CUBA			335	
	355 INDONESIA	2133	6583	24980	
	400 U STATES			277	
		50482	153179	402241	
		52615	159762	428179	
TOBACCO N O P UNSTEMMED					1780
	392 SYRIA	LB		32221	
	400 U STATES	2807	1027	12786	
		343	124	20746	
		3150	1151	52967	
CIGAR LEAF STEMMED					1782
	316 CUBA	LB		265699	
	400 U STATES	30081	34130	325494	
		10614	3958	106903	
		40695	38088	376560	
TOBACCO N O P STEMMED					1783
	400 U STATES	LB		3137	
		1403	1552	3471	
		1403	1552	3137	

IMPORTS INTO CANADA FOR CONSUMPTION

Articles and Countries from which Imported		MONTH OF AUGUST 1957		EIGHT MONTHS ENDED AUGUST 1957		Class Number	
		Quantities	Values (\$)	Quantities	Values (\$)		
CIGARS	224 JAMAICA	LB		78	869	1784	
	306 BELGIUM		153	370	220		713
	311 BURMA				75		134
	316 CUBA		1145	9269	6021		47022
	318 DENMARK		15	86	31		189
	335 GERMANY W		162	377	565		1483
	354 NETHRLNDS		2642	9314	24292		85836
	376 SWITZRLND				659		1862
400 U STATES	4655	11430	25394	62047			
		8772	30846	57335	200155		
CIGARETTES	100 U KINGDOM	LB	26369	30842	134914	171893	1785
	221 B GUIANA		99	395	99	395	
	327 FRANCE		238	349	2160	3560	
	335 GERMANY W				123	195	
	344 ITALY		157	205	813	1153	
	354 NETHRLNDS				30	26	
	376 SWITZRLND				29	73	
	400 U STATES		52292	94179	403288	690545	
	79155	125970	541456	867840			
SNUFF	100 U KINGDOM	LB	180	524	2244	5177	1786
			180	524	2244	5177	
TOBACCO CUT	100 U KINGDOM	LB	5681	10924	56473	109630	1787
	231 HONG KONG		100	133	550	751	
	354 NETHRLNDS		3313	2344	67443	47391	
	400 U STATES		23707	30723	146810	184439	
		32801	44124	271276	342211		
TOBACCO MANUFACTURED N O P	100 U KINGDOM	LB	96	79	5556	4673	1788
	400 U STATES		527	790	7477	4829	
			623	869	13033	9502	
LOCUST BEANS LOCUST BEAN MEAL	400 U STATES	LB	5145	550	17337	2837	1811
			5145	550	17337	2837	
BROOM CORN	304 ARGENTINA	CWT			600	12740	1813
	340 HUNGARY		441	5225	1102	13362	
	344 ITALY				11711	210817	
	388 YUGO SLAV				7957	116130	
400 U STATES	2540	33914	8232	166035			
	2981	39139	29602	519084			
CATTLE FOOD WITH MOLASSES	400 U STATES			1520	20414	1815	
				1520	20414		
DRUGS CRUDE BARKS FLOWERS	100 U KINGDOM		2618		6058	1816	
	207 UN SO AFR				28201		
	215 INDIA		220		2551		
	224 JAMAICA		198		3743		
	231 HONG KONG		842		47827		
	304 ARGENTINA				732		
	306 BELGIUM		60		884		
	309 BRAZIL		380		380		
	314 COLOMBIA				351		
	323 EL SALVO				93		
	327 FRANCE		280		1222		
	335 GERMANY W		415		1862		
	355 INDONESIA				251		
	363 PERU		124		297		
	372 SPAIN				82		
	383 HAWAII				72		
	388 YUGO SLAV				190		
400 U STATES		15743		110373			
		20880		205159			
GLUE VEGETABLE	100 U KINGDOM	LB			5060	452	1817
	400 U STATES		1060	140	13713	2084	
			1060	140	18773	2536	
HAY AND STRAW	400 U STATES	TON	2788	55964	20625	535474	1818
			2788	55964	20625	535474	
IVORY NUTS	321 ECUADOR				2255	1819	
					2255		
MUCILAGE AND ADHESIVE PASTE	100 U KINGDOM	LB	392	215	20765	3369	1824
	335 GERMANY W				551	237	
	400 U STATES		22039	7463	176479	50813	
			22431	7678	197795	54419	
PALM LEAF UNMANUFACTURED	400 U STATES				21414	1825	
					21414		
ROOTS MEDICINAL ALKANET JALAP	100 U KINGDOM				792	1827	
	215 INDIA				481		
	231 HONG KONG		88		4222		
	306 BELGIUM		81		597		
	327 FRANCE				1557		
	347 JAPAN				370		
	400 U STATES		1343		7658		
			1512		15677		

IMPORTS INTO CANADA FOR CONSUMPTION

Articles and Countries from which Imported	MONTH OF AUGUST 1957		EIGHT MONTHS ENDED AUGUST 1957		Class Number
	Quantities	Values (\$)	Quantities	Values (\$)	
STARCH AND PREPARATIONS N O P	LB				1828
100 U KINGDOM			3390	476	
231 HONG KONG	3000	302	14700	1828	
335 GERMANY W	221	108	7596	1318	
354 NETHRLNDS	11000	992	203914	21913	
400 U STATES	1873335	168543	8471036	753899	
	1887556	169945	8700636	779434	
STARCH POTATO POTATO FLOUR	LB				1829
306 BELGIUM			11023	623	
318 DENMARK	200000	10487	680000	36768	
327 FRANCE	109526	6083	109526	6083	
335 GERMANY W			2370	381	
347 JAPAN			1000	61	
354 NETHRLNDS			4795	561	
400 U STATES	183700	16904	1309459	114683	
	493226	33474	2118173	159160	
STARCH FOR PASTE	LB				1830
TAR PINE CRUDE IN BULK	GAL				1832
100 U KINGDOM			840	229	
359 NORWAY			167	165	
400 U STATES	16903	8254	184686	84686	
	16903	8254	185693	85080	
TEASELS					1833
100 U KINGDOM				602	
400 U STATES				2910	
				3512	
TURPENTINE RAW OR CRUDE	LB				1834
400 U STATES			111489	8066	
			111489	8066	
TURPENTINE SPIRITS OF	GAL				1835
335 GERMANY W	83	237	125	357	
376 SWITZRLND			26	227	
400 U STATES	121725	83032	879241	592918	
	121808	83269	879392	593502	
VEGETABLE PRODUCTS N O P					1836
100 U KINGDOM		3716		30014	
231 HONG KONG		2101		14303	
309 BRAZIL				219	
318 DENMARK		603		603	
327 FRANCE				532	
335 GERMANY W		180		6014	
344 ITALY				3143	
347 JAPAN		270		1603	
352 MEXICO				94	
354 NETHRLNDS				1405	
376 SWITZRLND				109	
383 HAWAII				451	
390 GERMANY E				162	
400 U STATES		14439		126949	
		21309		185601	
VEGETABLE COLOURING					1839
100 U KINGDOM		3122		8934	
344 ITALY				651	
354 NETHRLNDS				341	
400 U STATES		13621		85433	
		16743		95359	
DEXTRINE STARCH MIXTURES N O P	LB				1840
100 U KINGDOM	22400	1867	607262	44971	
354 NETHRLNDS	169110	10943	928439	63634	
400 U STATES	55600	4990	568012	54112	
	247110	17800	2103713	162717	
DEXTRINE STARCH NOT A PASTE	LB				1841
354 NETHRLNDS			992	148	
376 SWITZRLND			1323	189	
400 U STATES			30600	4680	
			32915	5017	
DISTILLERS SOLUBLES	CWT				1842
400 U STATES	4400	15589	25004	97554	
	4400	15589	25004	97554	
VEGETABLE FLOUR N O P NOT EDIBLE					1843
100 U KINGDOM		563		563	
231 HONG KONG		96		623	
309 BRAZIL				12651	
335 GERMANY W				1141	
355 INDONESIA				563	
371 THAILAND				19522	
400 U STATES		37499		174030	
		38158		209093	
NON FOODS TAR 68A 206 662 809					1844
100 U KINGDOM		171		171	
372 SPAIN				175	
400 U STATES		1021		3378	
		1192		3724	
VEGETABLE FLAVOURINGS					1845
100 U KINGDOM		3606		26840	
306 BELGIUM				2184	
327 FRANCE				13023	
335 GERMANY W		266		1858	
344 ITALY		353		4986	
354 NETHRLNDS		660		7280	
372 SPAIN				409	
379 TURKEY				1797	
388 YUGO SLAV				2274	
400 U STATES		33708		333934	
		38593		394585	

IMPORTS INTO CANADA FOR CONSUMPTION

Articles and Countries from which Imported	MONTH OF AUGUST 1957		EIGHT MONTHS ENDED AUGUST 1957		Class Number
	Quantities	Values (\$)	Quantities	Values (\$)	
SIZING PREPARATIONS N O P 400 U STATES	LB				1846
	132786	12421	684455	88858	
	132786	12421	684455	88858	

IMPORTS INTO CANADA FOR CONSUMPTION

Articles and Countries from which Imported	MONTH OF AUGUST 1957		EIGHT MONTHS ENDED AUGUST 1957		Class Number	
	Quantities	Values (\$)	Quantities	Values (\$)		
GROUP 2						
ANIMALS AND ANIMAL PRODUCTS						
CATTLE PURE BRED						
100 U KINGDOM	NO		100	68482	2012	
400 U STATES	93	41497	976	573212		
	93	41497	1076	641694		
BABY CHICKS AND TURKEY POULTS						
400 U STATES	NO				2013	
	156320	39123	1539385	515784		
	156320	39123	1539385	515784		
DOGS PURE BRED						
100 U KINGDOM	NO		214	19815	2014	
306 BELGIUM	14	1338	1	50		
318 DENMARK	1	50	4	112		
327 FRANCE			1	96		
335 GERMANY W			3	268		
354 NETHRLNDS			2	150		
376 SWITZRLND			1	106		
389 IRELAND	5	252	20	700		
400 U STATES	57	4992	344	34046		
	77	6632	590	55343		
FOWLS DOMESTIC PURE BRED						
400 U STATES	NO					2015
	39	258	85	562		
	39	258	85	562		
HORSES PURE BRED						
100 U KINGDOM	NO		38	9670	2018	
389 IRELAND	1	7980	1	7980		
400 U STATES	16	9083	111	64691		
	17	17063	150	82341		
RABBITS PURE BRED						
400 U STATES	NO		5	288	2019	
			5	288		
SHEEP PURE BRED						
400 U STATES	NO				2020	
	10	1142	207	8065		
	10	1142	207	8065		
ANIMALS FOR IMP OF STOCK N O P						
100 U KINGDOM	NO		136	18066	2021	
400 U STATES	20	4228	18	2030		
	20	4228	154	20096		
HORSES N O P						
100 U KINGDOM	NO		1042	121490	2035	
389 IRELAND	228	27529	2	2926		
400 U STATES	61	9941	682	142579		
	289	37470	1726	266995		
LIVESTOCK N O P						
100 U KINGDOM	NO		2	200	2037	
400 U STATES	1743	31073	36044	1428400		
	1743	31073	36046	1428600		
BEES						
400 U STATES	PKGS		138589	507661	2041	
			138589	507661		
FOXES						
400 U STATES	NO		2	145	2042	
			2	145		
LEECHES						
366 PORTUGAL				91	2043	
				91		
PIGEONS HOMING AND PHEASANTS						
100 U KINGDOM		50		317	2044	
400 U STATES		500		14248		
		550		14565		
TURTLES						
400 U STATES		7486		21306	2045	
		7486		21306		
ALL OTHER ANIMALS LIVING N O P						
100 U KINGDOM		860		13167	2046	
203 B E AFR				850		
215 INDIA				118972		
225 TRINIDAD				100		
234 AUSTRALIA		230		960		
236 NEW ZEAL				62		
306 BELGIUM		278		2344		
314 COLOMBIA				93		
318 DENMARK				1757		
327 FRANCE		501		1358		
335 GERMANY W		458		1291		
344 ITALY		100		100		
347 JAPAN				86		
354 NETHRLNDS		1642		10165		
358 NICARAGUA				96		
363 PERU				1296		
364 PHIL				9981		
366 PORTUGAL				100		
376 SWITZRLND		270		270		
381 ALASKA		2186		2186		
400 U STATES		29755		139591		
		36280		304825		
MINK						
318 DENMARK	NO		6	432		2047
326 FINLAND			4	285		
400 U STATES	3	285	1453	123565		
	3	285	1463	124302		

IMPORTS INTO CANADA FOR CONSUMPTION

Articles and Countries from which Imported	MONTH OF AUGUST 1957		EIGHT MONTHS ENDED AUGUST 1957		Class Number
	Quantities	Values (\$)	Quantities	Values (\$)	
BONES CRUDE					
347 JAPAN	CWT 6	331	7	400	2051
366 PORTUGAL			6	230	
400 U STATES	35	2202	12776	68223	
	41	2533	12789	68853	
BONE DUST CHARRED BONE					
100 U KINGDOM	CWT 4796	14569	32383	90304	2052
234 AUSTRALIA			1680	4132	
400 U STATES	405	6439	3124	40853	
	5201	21008	37187	135289	
BONE PITCH CRUDE ONLY					
100 U KINGDOM	CWT		92	497	2053
400 U STATES	16	125	3516	22581	
	16	125	3608	23078	
CHARCOAL ANIMAL FOR SUGAR					
100 U KINGDOM	CWT 1011	9749	15732	140983	2054
322 EGYPT			3920	22950	
354 NETHRLNDS			2213	12746	
	1011	9749	21865	176679	
IVORY AND MANUFACTURES					
100 U KINGDOM				1195	2063
215 INDIA				468	
231 HONG KONG		105		559	
344 ITALY				475	
400 U STATES		176		2423	
		281		5120	
BUTTON BLANKS OF SHELL ROUGH					
347 JAPAN				564	2071
400 U STATES				68	
				632	
SHELLS UNMANUFACTURED FOSSILS					
100 U KINGDOM		2464		13736	2073
347 JAPAN				78	
354 NETHRLNDS				1560	
383 HAWAII				312	
400 U STATES		1742		14904	
		4206		30590	
SHELLS N O P CRUSHED OR GROUND	CWT		116	232	2074
400 U STATES			116	232	
OYSTER SHELLS CRUSHED OR NOT	CWT				2075
400 U STATES	52808	33802	486417	314915	
	52808	33802	486417	314915	
FEATHERS NATURAL					
100 U KINGDOM				1753	2081
207 UN SO AFR				567	
231 HONG KONG		503		41599	
304 ARGENTINA				73	
306 BELGIUM		3852		3852	
317 CZECHO S				3591	
318 DENMARK				408	
327 FRANCE		1568		3124	
335 GERMANY W				277	
344 ITALY		196		196	
347 JAPAN				16193	
365 POLAND				952	
400 U STATES		25170		111643	
		31289		184228	
BADMINTON SHUTTLE COCKS BIRDS	GROSS				2083
100 U KINGDOM	163	2332	355	3766	
215 INDIA			335	853	
216 PAKISTAN			102	1471	
318 DENMARK			283	8024	
335 GERMANY W			153	861	
347 JAPAN			27	342	
400 U STATES	191	6099	1055	29257	
	354	8431	2310	44574	
MANUFACTURES OF FEATHERS N O P					
100 U KINGDOM		3870		7101	2084
207 UN SO AFR				2103	
215 INDIA				874	
216 PAKISTAN				86	
231 HONG KONG				1121	
318 DENMARK				2458	
327 FRANCE		2952		11715	
335 GERMANY W		2310		7253	
347 JAPAN		661		661	
352 MEXICO				643	
376 SWITZRLND				52	
400 U STATES		4625		27371	
		14418		61438	
FEATHERBONE COILS					
400 U STATES		1705		9665	2085
		1705		9665	
QUILLS NATURAL OR UNPLUMED					
100 U KINGDOM		315		1938	2086
231 HONG KONG				1131	
304 ARGENTINA				1937	
313 CHINA		1264		1264	
327 FRANCE		342		1092	
344 ITALY		1260		1260	
365 POLAND				1863	
400 U STATES		2976		18471	
		6157		28956	
COD HADDOCK POLLOCK FRESH	LB				2091
100 U KINGDOM			15056	3286	

IMPORTS INTO CANADA FOR CONSUMPTION

Articles and Countries from which Imported		MONTH OF AUGUST 1957		EIGHT MONTHS ENDED AUGUST 1957		Class Number
		Quantities	Values (\$)	Quantities	Values (\$)	
HALIBUT FRESH	381 ALASKA			83871	17756	2092
	400 U STATES	23164	2684	328167	61799	
		23164	2684	427094	82841	
FISH LIVERS	381 ALASKA			362342	81233	2093
	400 U STATES	91832	13930	1073682	227554	
		91832	13930	1436024	308787	
HERRINGS FRESH	381 ALASKA			410	102	2094
	400 U STATES	11578	2388	178034	21798	
		11578	2388	178444	21900	
LIVE FISH AND EGGS PROPAGATING	359 NORWAY			37500	2508	2095
	400 U STATES	70750	1367	6629990	127502	
		70750	1367	6667490	130010	
LOBSTERS FRESH			1214		15126	2096
	400 U STATES		1214		15126	
MACKEREL FRESH				74701	44823	2097
	400 U STATES	27729	14546	74701	44823	
		27729	14546	74701	44823	
OYSTERS SEED AND BREEDING				9099	1279	2098
	400 U STATES	2540	272	9099	1279	
		2540	272	9099	1279	
OYSTERS IN THE SHELL					28128	2099
	400 U STATES				28128	
OYSTERS SHELLED IN BULK				257	5115	2100
	400 U STATES			257	5115	
SALMON FRESH				32623	221150	2101
	400 U STATES	259	1506	32623	221150	
		259	1506	32623	221150	
SQUID FRESH	366 PORTUGAL	1250	510	1250	510	2102
	381 ALASKA			8500	3908	
	400 U STATES	4130	1674	277857	120972	
		5380	2184	287607	125390	
FISH ALL OTHER FRESH	231 HONG KONG		162		5256	2103
	334 ST PIERRE				2520	
	347 JAPAN				359	
	400 U STATES		2178		13137	
			2340		21272	
COO HAODOCK POLLOCK ORIEO	100 U KINGDOM			5904	2409	2111
	231 HONG KONG	890	296	8396	2509	
	318 DENMARK	18756	10282	61231	28441	
	347 JAPAN	8475	3519	1067968	177111	
	354 NETHRLNDS	1548	656	37262	15564	
	366 PORTUGAL	1000	168	2500	867	
	381 ALASKA			2000	520	
	400 U STATES	110211	22318	1457494	248679	
		140880	37239	2642755	476100	
COO HAODOCK POLLOCK SALTEO	100 U KINGDOM			23933	5051	2113
	359 NORWAY			2205	650	
	400 U STATES	3000	1083	3399	1194	
		3000	1083	29537	6895	
HERRINGS SALTEO				3365	463	2115
	400 U STATES			3365	463	
SALMON SALTEO	100 U KINGDOM	109675	13547	521172	67223	2118
	318 DENMARK			15563	1912	
	354 NETHRLNDS	15300	2929	262977	42823	
	359 NORWAY			345640	29684	
	375 SWEODEN			27614	2883	
	400 U STATES	2000	380	49678	7292	
		126975	16856	1222644	151817	
SALMON SMOKEO	231 HONG KONG			578	189	2119
	400 U STATES			240	191	
				818	380	
FISH ORIEO N O P				425	424	2120
	400 U STATES			425	424	
FISH ALL OTHER SALTEO	231 HONG KONG	1105	1215	7702	6148	2121
	347 JAPAN	125	79	4675	1990	
	400 U STATES	480	214	5228	1292	
		1710	1508	17605	9430	
FISH OTHER SMOKEO OR BONELESS	100 U KINGDOM			19800	2158	2122
	231 HONG KONG	3660	1768	57305	22799	
	304 ARGENTINA			3175	430	
	344 ITALY			509	162	
	372 SPAIN	40162	8840	65153	14417	
	400 U STATES	5947	923	18975	6262	
		49769	11531	164917	46228	
FISH OTHER SMOKEO OR BONELESS	100 U KINGDOM		298	414074	68544	2122
	231 HONG KONG	1696		362	119	
	335 GERMANY W			1412	230	
	354 NETHRLNDS			7789	1148	
	359 NORWAY			2756	289	

IMPORTS INTO CANADA FOR CONSUMPTION

Articles and Countries from which Imported	MONTH OF AUGUST 1957		EIGHT MONTHS ENDED AUGUST 1957		Class Number
	Quantities	Values (\$)	Quantities	Values (\$)	
400 U STATES	3224	1688	63135	19114	
CRABS CLAMS SHRIMPS CANNED	4920	1986	489528	89444	2131
231 HONG KONG	210	238	47982	20453	
347 JAPAN	98737	43754	614060	182029	
352 MEXICO			1000	864	
353 MOROCCO	1000	549	1000	549	
359 NORWAY	1664	1310	79937	60721	
375 SWEDEN			729	925	
400 U STATES	283475	311762	1264725	1267115	
	385086	357613	2009433	1532656	
KIPPERED HERRINGS CANNED					2132
100 U KINGDOM	16180	3759	84622	20112	
326 FINLAND			890	547	
335 GERMANY W	200	115	865	286	
354 NETHRLNOS			9179	2849	
359 NORWAY	17019	5319	169334	53071	
400 U STATES	1623	483	1623	483	
	35022	9676	266513	77348	
LOBSTERS CANNED PREPARED N O P					2133
207 UN SO AFR	10800	17438	24300	37137	
400 U STATES			449	517	
	10800	17438	24749	37654	
OYSTERS SHELLLED IN CANS					2136
400 U STATES	753	969	43577	70562	
	753	969	43577	70562	
OYSTERS PREPARED PRESERVED N O P					2137
231 HONG KONG	1147	899	19432	18495	
347 JAPAN	31851	16734	128432	67466	
400 U STATES	10759	10851	69661	56466	
	43757	28484	217525	142427	
SALMON CANNED PREPARED N O P					2138
347 JAPAN			4385592	2231514	
381 ALASKA			117	233	
400 U STATES	137	247	2118	2003	
	137	247	4387827	2233750	
PILCHARO CANNED					2139
400 U STATES			2025	261	
			2025	261	
ANCHOVIES SARDINES CANNED					2140
100 U KINGDOM	1758	825	11664	5230	
318 DENMARK	10837	4172	63279	28649	
327 FRANCE	1401	979	6405	4239	
335 GERMANY W			3488	1182	
344 ITALY	78	166	1695	2315	
353 MOROCCO	3747	1089	49160	18918	
359 NORWAY	168684	123997	899563	572749	
366 PORTUGAL	72907	38283	290236	162198	
372 SPAIN	1950	1000	5557	3547	
375 SWEDEN	1406	882	14145	5980	
388 YUGO SLAV	13851	6636	27174	17066	
400 U STATES	3050	1167	33341	23958	
	279669	179196	1405707	846031	
TUNA FISH CANNED					2143
327 FRANCE			639	344	
347 JAPAN	431600	117362	1735351	545451	
363 PERU			21000	6144	
366 PORTUGAL	2656	1690	6547	4784	
400 U STATES			4375	3139	
	434256	119052	1767912	559862	
FISH PRESERVED IN OIL N O P					2144
231 HONG KONG		1182		15278	
318 DENMARK		4763		9540	
327 FRANCE		360		1298	
335 GERMANY W		4200		16915	
336 GREECE				123	
344 ITALY				3046	
347 JAPAN				11571	
354 NETHRLNDS				555	
363 PERU		27900		241514	
366 PORTUGAL		8919		32028	
388 YUGO SLAV		401		401	
400 U STATES		597		3688	
		48322		335957	
FISH PREPARED OR PRESERVED N O P					2145
100 U KINGDOM		832		13983	
207 UN SO AFR				572	
231 HONG KONG		350		21085	
318 DENMARK		759		1601	
327 FRANCE		660		4244	
335 GERMANY W		2838		6353	
344 ITALY		363		1206	
347 JAPAN		3235		16620	
352 MEXICO				9407	
354 NETHRLNDS		89		808	
359 NORWAY		15117		21877	
366 PORTUGAL				446	
375 SWEDEN				868	
388 YUGO SLAV		119		119	
400 U STATES		8448		125063	
		32810		224252	
HERRINGS CANNED					2146
100 U KINGDOM	11760	2111	76075	13258	
231 HONG KONG			576	364	
318 DENMARK			615	211	
335 GERMANY W	9333	2893	138270	34798	

IMPORTS INTO CANADA FOR CONSUMPTION

Articles and Countries from which Imported	MONTH OF AUGUST 1957		EIGHT MONTHS ENDED AUGUST 1957		Class Number
	Quantities	Values (\$)	Quantities	Values (\$)	
354 NETHRLNDS	970	204	11409	2136	
359 NORWAY	1433	581	21904	6652	
375 SWEDEN	1500	990	10013	6026	
400 U STATES			2553	1156	
	24996	6779	261415	64601	
FISH OFFAL OR REFUSE	CWT				2151
400 U STATES	9833	27557	22409	53926	
	9833	27557	22409	53926	
SPONGES OF MARINE PRODUCTION					2152
100 U KINGDOM				1282	
227 BAHAMAS		124		124	
306 BELGIUM				1406	
316 CUBA		2489		32167	
327 FRANCE				1893	
328 FR AFRICA				1545	
336 GREECE		998		10987	
344 ITALY				1931	
379 TURKEY		210		739	
400 U STATES		221		24273	
		4042		76347	
FISHERY PRODUCTS					2153
N O P					
100 U KINGDOM		3972		18497	
221 B GUIANA				52	
231 HONG KONG		51101		263572	
234 AUSTRALIA				3885	
316 CUBA		371		484	
318 DENMARK				135	
335 GERMANY W		389		1860	
344 ITALY				154	
347 JAPAN		1062		16734	
352 MEXICO		26920		79413	
354 NETHRLNDS				255	
359 NORWAY		59		9194	
375 SWEDEN				215	
400 U STATES		151031		909807	
		234905		1304257	
FISH MEAL	CWT				2154
FUR SKINS CHINA AND JAP MINK	NO				2155
347 JAPAN			17000	35433	
400 U STATES		126	3426	8317	
		126	20426	43750	
FUR SKINS OPOSSUM UNDRRESSED	NO				2156
400 U STATES			6230	3291	
			6230	3291	
FUR SKINS RACCOON UNDRRESSED	NO				2157
400 U STATES	6311	16954	217689	601556	
	6311	16954	217689	601556	
FUR SKINS SHEEP LAMB UNDRRESSED	NO				2158
100 U KINGDOM	1000	1733	1000	1733	
207 UN SO AFR			3000	5300	
234 AUSTRALIA			3497	5707	
304 ARGENTINA			20394	30193	
386 URUGUAY			380	730	
400 U STATES	4269	6938	135971	272242	
	5269	8671	164242	315905	
FUR SKINS MARINE UNDRRESSED	NO				2161
400 U STATES			63	365	
			63	365	
FUR SKINS FOX UNDRRESSED	NO				2162
100 U KINGDOM	2030	25744	9297	112475	
326 FINLAND			203	2207	
359 NORWAY			1207	12096	
375 SWEDEN			1280	16298	
380 USSR	1650	17849	7350	78134	
400 U STATES	129	3161	3880	53183	
	3809	46754	23217	274393	
FUR SKINS KOLINSKY UNDRRESSED	NO				2163
100 U KINGDOM	10000	20279	49339	85545	
313 CHINA			13498	15717	
348 KOREA	6200	4433	6200	4433	
380 USSR	6340	18447	10840	32063	
400 U STATES			175	300	
	22540	43159	80052	138058	
FUR SKINS MINK UNDRRESSED	NO				2164
100 U KINGDOM	1793	30089	13762	126643	
318 DENMARK			2329	22544	
326 FINLAND			983	18078	
334 ST PIERRE			277	6141	
359 NORWAY			1126	16359	
375 SWEDEN			564	9228	
380 USSR			1002	8004	
381 ALASKA			3	72	
400 U STATES	7105	89082	221103	3594802	
	8898	119171	241149	3801871	
FUR SKINS MUSKRAT UNDRRESSED	NO				2165
100 U KINGDOM	50	82	9050	7467	
380 USSR	26000	20399	26000	20399	
400 U STATES	94765	100630	2177195	2579285	
	120815	121111	2212245	2607151	
FUR SKINS PERSIAN LAMB UNDRRESS	NO				2166
100 U KINGDOM	8994	51416	107624	678075	
216 PAKISTAN			5910	27568	
326 FINLAND	148	1078	148	1078	
354 NETHRLNDS			3184	18756	
375 SWEDEN	1120	6501	1120	6501	

IMPORTS INTO CANADA FOR CONSUMPTION

Articles and Countries from which Imported	MONTH OF AUGUST 1957		EIGHT MONTHS ENDED AUGUST 1957		Class Number
	Quantities	Values (\$)	Quantities	Values (\$)	
380 USSR			11616	75998	
400 U STATES			545948	4511943	
FUR SKINS RABBIT UNDRRESSED	41429	303119	675550	5319919	
100 U KINGDOM					2167
313 CHINA			3000	2017	
327 FRANCE	3000	2250	31000	6238	
347 JAPAN	10800	4925	125500	64106	
400 U STATES			52946	26234	
FUR SKINS SQUIRREL UNDRRESSED	16800	9192	111958	53760	
100 U KINGDOM			324404	152355	2168
347 JAPAN			87500	47577	
375 SWEDEN			7000	2908	
380 USSR			28172	9087	
400 U STATES			30000	20126	
FUR SKINS UNDRRESSED N O P			96200	63219	
100 U KINGDOM			248872	142917	2169
305 AUSTRIA	3742	6747	123372	226806	
309 BRAZIL			4980	9274	
313 CHINA			646	4231	
335 GERMANY W	95000	130338	416760	551582	
352 MEXICO	224	1568	424	2968	
380 USSR			600	1368	
381 ALASKA			12000	26249	
400 U STATES	8345	49592	45	939	
ASTRACHAN RUSSIAN HARE DRESSED	107311	188245	637573	1431338	2171
RABBIT SKINS DRESSED N O P					2172
100 U KINGDOM	1250	3011	2600	6887	
306 BELGIUM	810	2374	11287	36469	
313 CHINA	83	294	6750	17061	
344 ITALY			55	415	
400 U STATES	179	1122	464	2437	
FUR SKINS DRESSED N O P	2322	6801	21156	63269	2173
100 U KINGDOM		23177		108485	
207 UN SO AFR		22793		25646	
234 AUSTRALIA				367	
304 ARGENTINA				8519	
335 GERMANY W		5506		10076	
344 ITALY				9435	
386 URUGUAY				6882	
400 U STATES		52348		1422632	
HATTERS FURS NOT ON THE SKIN		103824		1592042	2174
100 U KINGDOM					
234 AUSTRALIA			4300	20206	
306 BELGIUM	3630	11106	10200	53613	
327 FRANCE	5850	19056	25015	71369	
335 GERMANY W	2565	6012	28245	75860	
344 ITALY			19350	55023	
372 SPAIN	9544	22193	900	1961	
400 U STATES	8063	32082	40612	90147	
FUR SKINS SHEEP DRESSED	29652	90449	82959	363458	2175
100 U KINGDOM		891		2396	
344 ITALY				256	
400 U STATES		13371		103181	
MANUFACTURES OF FUR N O P		14262		105833	2181
100 U KINGDOM		3266		22428	
231 HONG KONG				150	
234 AUSTRALIA				361	
304 ARGENTINA		358		358	
327 FRANCE				1635	
335 GERMANY W		246		1612	
336 GREECE				184	
344 ITALY				470	
347 JAPAN		189		1077	
354 NETHRLNDS				183	
359 NORWAY		194		194	
365 POLAND				603	
372 SPAIN				62	
375 SWEDEN				56	
376 SWITZRLND		627		792	
400 U STATES		48905		433972	
BRISTLES ANIMAL		53785		464137	2191
100 U KINGDOM	6609	26448	140722	401420	
231 HONG KONG			133	279	
313 CHINA			1333	1400	
327 FRANCE			3407	9436	
335 GERMANY W			2509	6026	
347 JAPAN			400	459	
354 NETHRLNDS			36522	66933	
400 U STATES	246	1108	7946	15614	
HAIR UNMANUFACTURED	6855	27556	192972	501567	2192
100 U KINGDOM	38	1159	88	1997	
317 CZECHO S			11	250	
335 GERMANY W			46	830	
352 MEXICO			5498	1553	
354 NETHRLNDS			125000	39019	

IMPORTS INTO CANADA FOR CONSUMPTION

Articles and Countries from which Imported		MONTH OF AUGUST 1957		EIGHT MONTHS ENDED AUGUST 1957		Class Number	
		Quantities	Values (\$)	Quantities	Values (\$)		
HORSE HAIR	400 U STATES	168059	21474	1137231	218291	2193	
		168097	22633	1267874	261940		
HAIR CURLED DYED	100 U KINGDOM			534	1388	2194	
	231 HONG KONG			400	502		
	304 ARGENTINA			435	923		
	352 MEXICO			951	1358		
	400 U STATES	10163	8106	57055	78540		
		10163	8106	59375	82711		
MANUFACTURES OF HAIR	N O P					2195	
	100 U KINGDOM		264		4047		
	335 GERMANY W		848		2818		
	400 U STATES		396		7253		
			1508		14118		
HORSE HIDES	100 U KINGDOM		583		9280	2200	
	231 HONG KONG		4902		10134		
	313 CHINA				12426		
	327 FRANCE				2783		
	335 GERMANY W		504		2106		
	400 U STATES	1603	17652		17652		
			7592		54381		
CALF SKINS AND KIPS RAW	100 U KINGDOM			700	5652	2201	
	400 U STATES	375	2662	1703	12402		
		375	2662	2403	18054		
CATTLE HIDES RAW	100 U KINGDOM			2588	8028	2202	
	318 DENMARK			20000	54634		
	344 ITALY			2000	13648		
	354 NETHRLNDS			25000	68622		
	365 POLAND			3500	9923		
	375 SWEDEN			500	1610		
	376 SWITZRLND			4737	36924		
	400 U STATES	49378	133070	498414	1379184		
		49378	133070	556739	1572573		
				NO			
SHEEP SKINS RAW	236 NEW ZEAL			300	2792	2203	
	400 U STATES	56436	311097	389904	2078103		
		56436	311097	390204	2080895		
OTHER HIDES AND SKINS RAW	100 U KINGDOM			7956	7591	2204	
	207 UN SO AFR			6000	9999		
	234 AUSTRALIA	948	548	948	548		
	304 ARGENTINA	5067	9325	10400	18750		
	335 GERMANY W			5000	7436		
	400 U STATES	40321	46871	477120	624079		
		46336	56744	507424	668403		
GOAT SKINS AND KID SKINS RAW	335 GERMANY W			1692	2100	2205	
	359 NORWAY			200	450		
	400 U STATES	333	813	2217	5145		
		333	813	4109	7695		
HIDE SECTIONS OR BELLIES	100 U KINGDOM					2206	
	400 U STATES	264	210	9486	8135		
		264	210	9486	8135		
LEATHER DRESSED KID	100 U KINGDOM			590	1161	2210	
	327 FRANCE			200	3876		
	335 GERMANY W			11060	41860		
	352 MEXICO			238307	201538		
	400 U STATES	23162	21031	250157	248435		
BELTING LEATHER IN BUTTS	100 U KINGDOM		52277		371320	2211	
	327 FRANCE				97		
	335 GERMANY W		1506		15749		
	352 MEXICO		58		58		
	372 SPAIN				21737		
	400 U STATES		47194		295554		
			101035		704515		
LEATHER TANNED N O P	100 U KINGDOM					2213	
	215 INDIA				79232		
	234 AUSTRALIA				27432		
	236 NEW ZEAL				846		
	304 ARGENTINA				2438		
	305 AUSTRIA				3744		
	306 BELGIUM		135		304		
	318 DENMARK				4072		
	327 FRANCE		1843		3871		
335 GERMANY W		56		15998			
354 NETHRLNDS		1951		56			
400 U STATES		7243		3971			
		18806		124004			
					265968		
LEATHER DRESSED N O P	100 U KINGDOM		80825		642749	2215	
	234 AUSTRALIA				2584		

IMPORTS INTO CANADA FOR CONSUMPTION

42

Articles and Countries from which Imported	MONTH OF AUGUST 1957		EIGHT MONTHS ENDED AUGUST 1957		Class Number
	Quantities	Values (\$)	Quantities	Values (\$)	
236 NEW ZEAL				3438	
305 AUSTRIA				635	
306 BELGIUM		357		2227	
309 BRAZIL		247		781	
327 FRANCE		66046		395888	
335 GERMANY W		1002		12721	
344 ITALY				340	
352 MEXICO		138		138	
354 NETHRLNDS		394		7860	
376 SWITZRLND				185	
389 IRELAND		1705		10526	
400 U STATES		155132		1135422	
CHAMOIS SKIN		305846		2215494	
100 U KINGDOM		24911		259292	2216
234 AUSTRALIA				1306	
327 FRANCE				212	
400 U STATES		77		656	
PATENT AND UPHOLSTERY LEATHER		24988		261466	
100 U KINGDOM		68		966	2217
400 U STATES		18432		131585	
SOLE LEATHER		18500		132551	
100 U KINGDOM	LB		9507	4354	2218
400 U STATES		19984	192799	68716	
SCRAP LEATHER		19984	202306	73070	
400 U STATES		2908		53399	2219
PIG MOROCCO ROLLER LEATHERS		2908		53399	
100 U KINGDOM		54389		288625	2220
318 DENMARK				156	
400 U STATES		200		22973	
LEATHER FROM EAST INDIA KIP		54589		311754	
100 U KINGDOM		81758		598113	2221
400 U STATES				776	
LEATHER FOR GLOVES OR CLOTHING		81758		598889	
100 U KINGDOM		81882		726706	2224
327 FRANCE				313	
335 GERMANY W				2820	
354 NETHRLNDS		1556		1556	
375 SWEDEN				1259	
400 U STATES		140607		1173705	
LEATHER FOR UPHOLSTERY LEATHER		224045		1906359	
100 U KINGDOM		19800		111405	2225
400 U STATES		1578		10306	
CRUST OIL LEATHER FOR CHAMOIS		21378		121711	
100 U KINGDOM				3291	2226
BOOTS AND SHOES PEGGED LEATHER	PAIR			3291	
BOOTS AND SHOES MENS LEATHER	PAIR				2231
100 U KINGDOM	58066	272374	309863	1529975	2232
231 HONG KONG			3592	2221	
304 ARGENTINA			47	468	
305 AUSTRIA			194	3772	
317 CZECHO S			900	2453	
326 FINLAND			6	63	
327 FRANCE			1698	11721	
335 GERMANY W	1493	9536	12499	68538	
344 ITALY	7298	42779	35375	203092	
352 MEXICO			65	178	
353 MOROCCO			50	147	
354 NETHRLNDS			557	1882	
359 NORWAY			7	83	
360 ISRAEL			118	614	
376 SWITZRLND	122	1540	659	7894	
400 U STATES	5924	40004	60506	293753	
BOOTS AND SHOES WOMENS LEATHER	PAIR	72903	426136	2126854	
100 U KINGDOM	32537	164721	114312	564611	2233
215 INDIA			148	294	
231 HONG KONG			2252	1575	
305 AUSTRIA			22	179	
306 BELGIUM			801	6551	
327 FRANCE			203	1385	
335 GERMANY W	732	3826	9404	45563	
344 ITALY	5534	32077	35232	165983	
347 JAPAN			12094	4317	
352 MEXICO	71	198	6010	7280	
354 NETHRLNDS	59	195	756	2518	
372 SPAIN			234	516	
376 SWITZRLND	934	8342	5984	48861	
383 HAWAII			216	389	
400 U STATES	87047	345109	430711	1647122	
BOOTS SHOES CHILDRENS LEATHER	PAIR	126914	554468	2497144	
100 U KINGDOM	5490	10000	176320	163677	2234
231 HONG KONG			3648	2058	
305 AUSTRIA			108	804	
335 GERMANY W	502	1342	2899	9060	

IMPORTS INTO CANADA FOR CONSUMPTION

Articles and Countries from which Imported	MONTH OF AUGUST 1957		EIGHT MONTHS ENDED AUGUST 1957		Class Number
	Quantities	Values (\$)	Quantities	Values (\$)	
344 ITALY	210	221	1460	2320	
347 JAPAN			6012	1658	
354 NETHRLNDS	46	117	2473	2794	
400 U STATES	8842	12841	62903	100801	
GARMENTS LEATHER	15090	24521	255823	283172	2235
100 U KINGDOM		894		5643	
305 AUSTRIA				225	
306 BELGIUM				136	
335 GERMANY W		66		463	
344 ITALY				366	
354 NETHRLNDS				2352	
400 U STATES		1295		15894	
GLOVES MITTS LEATHER N O P		2255		25079	2236
100 U KINGDOM		120066		274680	
216 PAKISTAN				1119	
317 CZECHO S				19540	
318 DENMARK				821	
327 FRANCE		22385		54381	
335 GERMANY W		5673		14331	
344 ITALY		28449		40318	
347 JAPAN		8608		25626	
354 NETHRLNDS		8071		10160	
372 SPAIN				356	
375 SWEDEN		983		1238	
376 SWITZRLND		160		639	
389 IRELAND		105		105	
400 U STATES		6282		57849	
GLOVES OF KID WOMENS		200782		501163	2237
100 U KINGDOM		205		2340	
306 BELGIUM		3420		4882	
327 FRANCE		44219		152409	
335 GERMANY W		14742		71732	
344 ITALY		4913		10541	
400 U STATES		94		157	
HARNES AND SADDLERY		67593		242061	2238
100 U KINGDOM		10432		63734	
322 EGYPT		135		303	
335 GERMANY W		246		1973	
352 MEXICO				940	
354 NETHRLNDS		808		974	
400 U STATES		22903		183668	
LEATHER BELTING		34524		251592	2239
100 U KINGDOM		2312		14896	
318 DENMARK		473		1710	
327 FRANCE				178	
335 GERMANY W		51		1024	
347 JAPAN				53	
354 NETHRLNDS				2975	
400 U STATES		1728		34209	
MFRS OF LEATHER OR RAWHIDE NOP		4564		55045	2241
100 U KINGDOM		9827		87653	
216 PAKISTAN		837		1598	
231 HONG KONG				242	
304 ARGENTINA		58		58	
305 AUSTRIA		354		710	
306 BELGIUM		85		142	
317 CZECHO S		197		197	
327 FRANCE		227		762	
335 GERMANY W		2853		12847	
344 ITALY		2741		17505	
347 JAPAN		131		2537	
353 MOROCCO				102	
354 NETHRLNDS		145		906	
372 SPAIN				858	
375 SWEDEN				254	
376 SWITZRLND		231		1979	
388 YUGO SLAV				3122	
400 U STATES		55658		427483	
SOLES AND HEELS LEATHER		73344		558955	2243
100 U KINGDOM		364		19210	
344 ITALY				230	
400 U STATES		5398		60179	
SHOE LIFTS AND WELTING LEATHER		5762		79619	2244
100 U KINGDOM				2595	
353 MOROCCO				628	
400 U STATES		7772		39408	
STRAPS LEATHER		7772		42631	2245
100 U KINGDOM		6106		51984	
231 HONG KONG				2097	
327 FRANCE		204		1626	
335 GERMANY W		2257		14465	
344 ITALY		565		1128	
347 JAPAN				1809	
352 MEXICO		676		676	
354 NETHRLNDS				383	
375 SWEDEN				85	
376 SWITZRLND		89		10261	

IMPORTS INTO CANADA FOR CONSUMPTION

Articles and Countries from which Imported	MONTH OF AUGUST 1957		EIGHT MONTHS ENDED AUGUST 1957		Class Number
	Quantities	Values (\$)	Quantities	Values (\$)	
400 U STATES		13709		89943	
BICYCLE SADDLES		23606		174457	
100 U KINGDOM	NO	1956	28046	21197	2246
335 GERMANY W		9900	71958	40451	
347 JAPAN			1050	796	
354 NETHRLNDS		2600	21117	16374	
400 U STATES		1260	15344	15247	
		15716	137515	94065	
BEEF AND VEAL FRESH	LB				2251
100 U KINGDOM		180	1996	855	
234 AUSTRALIA		130220	204330	45800	
236 NEW ZEAL		1634105	2648256	517226	
381 ALASKA			10751	6097	
400 U STATES		255016	3006974	1201058	
		2019521	5872307	1771036	
MUTTON AND LAMB FRESH	LB				2252
100 U KINGDOM			768	307	
234 AUSTRALIA		1464	3330319	698729	
236 NEW ZEAL		1687418	6528126	1275799	
381 ALASKA			205	167	
400 U STATES		129503	909503	359742	
		1818385	10768921	2334744	
PORK FRESH	LB				2253
234 AUSTRALIA		6480	58740	25638	
236 NEW ZEAL			51867	16310	
		6480	110607	41948	
POULTRY NOP GAME	LB				2254
234 AUSTRALIA			74440	19876	
381 ALASKA			155	101	
400 U STATES		77997	813587	290207	
		77997	888182	310184	
MEATS FRESH N O P	LB				2257
231 HONG KONG			132	75	
316 CUBA			1940	2978	
347 JAPAN			600	386	
352 MEXICO			1260	1746	
400 U STATES		5330	45873	37235	
		5330	49805	42420	
EDIBLE OFFAL FRESH	LB				2258
234 AUSTRALIA		11777	169119	62197	
236 NEW ZEAL		24436	24625	10530	
400 U STATES		218131	2715877	353150	
		254344	2909621	425877	
CHICKENS AND FOWL	LB				2259
100 U KINGDOM			160	64	
381 ALASKA			376	259	
400 U STATES		195625	4316992	1150669	
		195625	4317528	1150992	
TURKEYS	LB				2260
381 ALASKA			392	174	
400 U STATES		155956	6815012	2444662	
		155956	6815404	2444836	
BACON HAMS OTHER	LB				2261
PORK PREPARED					
400 U STATES		377241	583599	324332	
		377241	583599	324332	
BEEF PICKLED	LB				2263
400 U STATES		525876	7459393	1484742	
		525876	7459393	1484742	
CANNED MEATS POULTRY	LB				2264
GAME NOP					
100 U KINGDOM		1300	797308	186876	
231 HONG KONG			759	702	
234 AUSTRALIA			178434	35133	
236 NEW ZEAL			36000	15541	
304 ARGENTINA		7200	43260	8643	
318 DENMARK		21209	156845	87517	
327 FRANCE		6929	23596	28900	
335 GERMANY W			8889	2281	
347 JAPAN		422	854	564	
354 NETHRLNDS		6191	22781	6823	
359 NORWAY			116	67	
389 IRELAND			3600	714	
400 U STATES		307940	2615955	734263	
		351191	3888397	1108024	
EXTRACTS OF MEAT	LB				2265
FLUID BEEF					
100 U KINGDOM			31813	25950	
234 AUSTRALIA		11200	67060	103726	
236 NEW ZEAL			22400	39172	
304 ARGENTINA		105274	115466	71618	
362 PARAGUAY		4310	6781	1283	
386 URUGUAY		15120	15344	40191	
400 U STATES			357	357	
		135904	259221	282297	
MEATS PREPARED NOT CANNED	LB				2266
400 U STATES		7506	160109	111249	
		7506	160109	111249	
PORK BARRELLED IN BRINE	LB				2267
PORK DRY SALTED	LB				2268
SAUSAGE	LB				2269
381 ALASKA			686	266	
400 U STATES		5274	42399	27051	
		5274	43085	27317	
SOUPS SOUP PREPARATIONS N O P					2270
100 U KINGDOM				3228	
		186			

IMPORTS INTO CANADA FOR CONSUMPTION

Articles and Countries from which Imported	MONTH OF AUGUST 1957		EIGHT MONTHS ENDED AUGUST 1957		Class Number
	Quantities	Values (\$)	Quantities	Values (\$)	
318 DENMARK		61		213	
327 FRANCE		1039		1427	
335 GERMANY W				316	
354 NETHRLNDS		1390		11390	
362 PARAGUAY		5924		20323	
376 SWITZRLND		10003		77714	
381 ALASKA				119	
400 U STATES		33042		392048	
		51645		506778	
MEAT PIES FROZEN	LB				2271
400 U STATES	80705	30937	969280	373116	
	80705	30937	969280	373116	
COMPLETE DINNERS MEAT FROZEN	LB				2272
400 U STATES	227582	156624	682037	473834	
	227582	156624	682037	473834	
BEEF CANNED N O P	LB				2273
100 U KINGDOM			480	130	
234 AUSTRALIA	136422	29921	923848	226415	
304 ARGENTINA	33300	8839	89725	22391	
318 DENMARK			8550	6565	
335 GERMANY W			117	56	
354 NETHRLNDS	1089	403	4795	1279	
389 IRELAND			1200	307	
400 U STATES	296	196	7060	6880	
	171107	39359	1035775	264023	
CORNED BEEF CANNED	LB				2274
234 AUSTRALIA	1451862	489148	3262699	1074604	
304 ARGENTINA	765000	194384	4875330	1186340	
327 FRANCE	10350	2813	97653	26195	
362 PARAGUAY	57601	15374	223201	60389	
386 URUGUAY	99000	22628	843241	187131	
	2383813	724347	9302124	2534659	
MILK SKIM POWDERED	LB				2280
100 U KINGDOM			2011146	225379	
234 AUSTRALIA			259000	29032	
236 NEW ZEAL			2666130	264231	
316 CUBA			321500	24704	
400 U STATES	181200	26430	1360775	198173	
	181200	26430	6618551	741519	
MILK AND CREAM FRESH	GAL				2281
318 DENMARK	4064	10215	12076	31908	
400 U STATES	570	2986	4726	24952	
	4634	13201	16802	56860	
BUTTER *	LB				2282 *
400 U STATES			* 40440	* 24116	
			40440	24116	
CASEIN	LB				2283
234 AUSTRALIA	22400	4357	36190	6989	
236 NEW ZEAL	68320	13999	113120	23297	
400 U STATES	1000	437	17090	6254	
	91720	18793	166400	36540	
CHEESE	LB				2284
100 U KINGDOM	6615	2916	47664	20979	
236 NEW ZEAL			3600	1146	
304 ARGENTINA			39109	14262	
305 AUSTRIA	7200	2941	40248	16192	
318 DENMARK	244381	89339	1296211	488504	
326 FINLAND			8155	2359	
327 FRANCE	31357	14943	262160	134493	
335 GERMANY W	5579	3336	49063	24649	
336 GREECE			16082	4862	
344 ITALY	62216	27422	1206694	562482	
354 NETHRLNDS	101793	39519	617493	242691	
359 NORWAY	1164	503	21488	9475	
360 ISRAEL			400	228	
375 SWEDEM			1162	402	
376 SWITZRLND	74732	44652	1095314	632934	
400 U STATES	54919	35446	834133	447581	
	589956	261017	5538976	2603239	
MILK CONDENSED OR EVAPORATED	LB				2285
100 U KINGDOM			800	145	
381 ALASKA			1560	197	
400 U STATES	2400	760	26481	6632	
	2400	760	28841	6974	
MILK WHOLE POWDERED	LB				2286
100 U KINGDOM			22400	5671	
335 GERMANY W	50	74	50	74	
354 NETHRLNDS			641	309	
389 IRELAND	23878	5560	68678	16820	
400 U STATES	3768	1925	25935	14921	
	27696	7559	117704	37795	
DRIED WHEY DRIED BUTTERMILK	LB				2287
354 NETHRLNDS			1600	768	
400 U STATES	43670	3541	409263	34326	
	43670	3541	410863	35094	
OLEIC ACID OR RED OIL	LB				2288
400 U STATES	4550	912	94287	17930	
	4550	912	94287	17930	
STEARIC ACID	LB				2289
100 U KINGDOM	151578	22763	334918	49748	
400 U STATES	18440	3064	278845	43176	
	170018	25827	613763	92924	

*Imported for use in the manufacture of sweetened condensed milk for export and not for consumption in Canada.

IMPORTS INTO CANADA FOR CONSUMPTION

Articles and Countries from which Imported	MONTH OF AUGUST 1957		EIGHT MONTHS ENDED AUGUST 1957		Class Number
	Quantities	Values (\$)	Quantities	Values (\$)	
LARD OIL 400 U STATES	GAL 298	560	4039	7972	2291
NEATS FOOT OIL	GAL 298	560	4039	7972	2292
ANIMAL OIL N O P 100 U KINGDOM 335 GERMANY W 400 U STATES	GAL 3974	20980	2892 5076 7492	1893 26031 10441	2293
COD LIVER OIL 100 U KINGDOM 359 NORWAY 400 U STATES	GAL 3150 3020	3563 4733	43020 16740 537	61661 25728 948	2294
FISH OIL N O P 347 JAPAN 400 U STATES	GAL 7856	8296 10426 8297	60297 9102 254049	68337 103377 225228	2295
SEAL OIL 359 NORWAY	GAL		675	763	2296
WHALE AND SPERMACE TI OIL 100 U KINGDOM 359 NORWAY 400 U STATES	GAL 480	1193	5928 900 10101	9099 950 14335	2297
HALIBUT LIVER OIL		480	16929	24384	2298
FISH OIL CONCENTRATED 400 U STATES		7708		16098	2299
FISH OIL FOR FORTIFYING 100 U KINGDOM 347 JAPAN 400 U STATES		998		3878 60775 32178	2300
BEESWAX 100 U KINGDOM 215 INDIA 304 ARGENTINA 309 BRAZIL 312 CHILE 316 CUBA 338 HAITI 354 NETHRLMOS 400 U STATES	LB 20855	12878	1512 2240 22046 11178 51658 11155 13675 458	963 1280 13368 7497 32485 6948 8927 132	2302
CANDLES N O P 100 U KINGDOM 318 DENMARK 335 GERMANY W 360 ISRAEL 400 U STATES	LB 4479	2104	5624 5872 505	2132 2703 217	2303
GREASE AND DEGRAS 100 U KINGDOM 335 GERMANY W 354 NETHRLMOS 400 U STATES	CWT 17299	4599 1082	1858 113 50	15677 1082 2189	2304
LARD AND COMPOUNDS STEARINE 100 U KINGDOM 400 U STATES	LB 170428	27300	818256 338897	144247 2015348	2307
TALLOW 400 U STATES	LB 1200	195	161717	12998	2308
EGG ALBUMEN DRIED POWDERED ETC 100 U KINGDOM 313 CHINA 400 U STATES	LB 10000	12239	39 21100	68 23267	2315
EGG YOLK DRIED POWDERED ETC	LB 15125	17742	119604	143462	2316
EGGS WHOLE DRIED POWDERED ETC 313 CHINA 400 U STATES	LB 1948	1948	39000 4921	23767 4991	2317
GELATINE INEDIBLE PHOTOGRAPHIC 400 U STATES	LB 15500	22640	43921	28758	2320
ANIMAL GLANDS FOR MEDICINE 400 U STATES		405		12579	2321
BLOOD ALBUMEN AND BLOOD DRIED 400 U STATES		665		5059	2324
EGGS IN THE SHELL 100 U KINGDOM 231 HONG KONG 381 ALASKA 400 U STATES	DOZ 3495	1702	8 36907 6930	67 20421 3486	2325
		41858	532987	1234107	
		43560	576832	1258081	

IMPORTS INTO CANADA FOR CONSUMPTION

Articles and Countries from which Imported	MONTH OF AUGUST 1957		EIGHT MONTHS ENDED AUGUST 1957		Class Number
	Quantities	Values (\$)	Quantities	Values (\$)	
231 HONG KONG				203	2348
306 BELGIUM				63	
335 GERMANY W				594	
400 U STATES		23952		194442	
		23952		201349	
TARIFF 206 254 635 679 686 699					
352 MEXICO				153	
400 U STATES		472		3890	
		472		4043	

IMPORTS INTO CANADA FOR CONSUMPTION

Articles and Countries from which Imported	MONTH OF AUGUST 1957		EIGHT MONTHS ENDED AUGUST 1957		Class Number
	Quantities	Values (\$)	Quantities	Values (\$)	
<u>GROUP 3</u>					
FIBRES TEXTILES AND PRODUCTS					
RAW COTTON					
	CWT				3001
215 INDIA	599	15552	2694	70194	
216 PAKISTAN			820	20017	
352 MEXICO	9329	280873	13343	401759	
363 PERU			2118	87623	
400 U STATES	70223	1984721	1095001	31498877	
	80151	2281146	1113976	32078470	
COTTON LINTERS N O P	LB				3002
309 BRAZIL	42767	3047	341194	24017	
323 EL SALVD	88008	5452	1072392	79111	
352 MEXICO			228270	13679	
358 NICARAGUA			376172	28301	
380 USSR			111413	8815	
392 SYRIA	1210332	64396	3302687	182706	
400 U STATES	1587510	124196	13048087	973069	
	2928617	197091	18480215	1309698	
COTTON LINTERS FOR PAPER	LB				3003
BATTS BATTING WADDING COTTON	LB				3004
100 U KINGDOM			90	54	
400 U STATES	37561	20141	577133	313583	
	37561	20141	577223	313637	
CARDED SLIVER COTTON FIBRES	LB				3005
COTTON THREAD	LB				3009
100 U KINGDOM	2458	5583	23561	56770	
317 CZECHO S	950	1254	28081	26367	
335 GERMANY W			2988	3283	
344 ITALY			3689	6003	
354 NETHRLNDS			511	1165	
376 SWITZRLND	879	1537	4590	9275	
400 U STATES	46271	72789	407815	643437	
	50558	81163	471235	746300	
COTTON YARNS SINGLES M O P	LB				3011
100 U KINGDOM	9166	10304	108416	123852	
215 INDIA	1000	412	1000	412	
400 U STATES	10982	10268	194370	174104	
	21148	20984	303786	298368	
YARNS SINGLES FOR KNIT GOODS	LB				3012
100 U KINGDOM	10482	8123	19613	17172	
400 U STATES	69925	55782	473753	377572	
	80407	63905	493366	394744	
COTTON YARNS N O P	LB				3013
100 U KINGDOM	9926	4146	99086	71555	
335 GERMANY W			20	77	
354 NETHRLNDS			305	313	
400 U STATES	80875	82814	1161332	960069	
	90801	86960	1260743	1032014	
CROCHET KNITTING COTTON N O P	LB				3014
100 U KINGDOM			922	3846	
327 FRANCE	552	2659	7858	38715	
400 U STATES	2933	4519	70261	102087	
	3485	7178	79041	144648	
CORDS AND TWINE COTTON N O P	LB				3015
100 U KINGDOM	8561	4605	68101	34354	
400 U STATES	32768	32580	203850	204659	
	41329	37185	271951	239013	
COTTON YARNS TINSEL THREAD	LB				3017
100 U KINGDOM			126	239	
327 FRANCE			40	389	
400 U STATES	2694	6703	33599	92956	
	2694	6703	33765	93584	
MERCERIZED YARNS 40 AND FINER	LB				3018
100 U KINGDOM	7829	15285	29744	62780	
400 U STATES			3945	6931	
	7829	15285	33689	69711	
COTTON YARNS HANKS FOR THREAD	LB				3019
100 U KINGDOM	68225	100412	721415	1122518	
305 AUSTRIA			10927	21515	
389 IRELAND			250	311	
400 U STATES	27515	37410	300760	433267	
	95740	137822	1033352	1577611	
COTTON YARN 2 PLY 80 AND FINER	LB				3020
100 U KINGDOM			5933	26846	
215 INDIA	510	1889	510	1889	
	510	1889	6443	28735	
COTTON YARN SINGLES FOR THREAD	LB				3021
100 U KINGDOM	89263	110338	968411	1218486	
400 U STATES			516	495	
	89263	110338	968927	1218981	
COTTON YARN TO BE MERCERIZED	LB				3022
100 U KINGDOM	5276	10857	84083	159776	
400 U STATES	8728	8304	101211	105831	
	14004	19161	185294	265607	
COTTON YARNS SINGLES 20 TO 40	LB				3023
100 U KINGDOM	42379	43939	364349	391242	
400 U STATES			35371	25345	
	42379	43939	399720	416587	

IMPORTS INTO CANADA FOR CONSUMPTION

Articles and Countries from which Imported	MONTH OF AUGUST 1957		EIGHT MONTHS ENDED AUGUST 1957		Class Number
	Quantities	Values (\$)	Quantities	Values (\$)	
COLOURED COT FAB NOP OVER 80 C	LB				3026
100 U KINGDOM	68349	140247	532084	1063148	
215 INDIA	516	534	15368	18146	
305 AUSTRIA	410	1104	17007	29495	
306 BELGIUM	28382	33680	321707	332370	
317 CZECHO S	27346	30882	278920	295589	
318 DENMARK	1466	2955	20174	40835	
327 FRANCE	1426	3246	25192	70065	
335 GERMANY W	20331	33725	390133	739242	
344 ITALY	2516	4376	34332	97254	
347 JAPAN	122225	142675	748317	875315	
354 NETHRLNDS	73196	111528	684506	1055738	
365 POLAND	4824	4998	30606	33168	
372 SPAIN	484	792	12468	15853	
375 SWEDEN			1533	3314	
376 SWITZRLND	2743	9194	29199	115242	
383 HAWAII			500	945	
400 U STATES	1181480	1574494	14465026	20835880	
	1535694	2094430	17607072	25621599	
COLORED COT FAB NOP 50 TO 80 C	LB				3027
100 U KINGDOM	8475	5967	34444	23463	
215 INDIA	211486	116904	991098	561970	
231 HONG KONG	740	463	4820	3371	
306 BELGIUM	23191	16539	201285	152896	
313 CHINA			9737	5477	
317 CZECHO S	10203	7699	113349	81682	
327 FRANCE	507	326	507	326	
335 GERMANY W	1162	882	13164	9516	
344 ITALY			12824	7859	
347 JAPAN	131753	95332	225570	163214	
354 NETHRLNDS			7817	5384	
365 POLAND			40695	24701	
400 U STATES	98912	68040	779115	539786	
	486429	312152	2434425	1579645	
COLORED COT FAB NOP UNDER 50 C	LB				3028
100 U KINGDOM	2613	1174	11419	5295	
215 INDIA	131554	55985	581762	261131	
344 ITALY			384	154	
347 JAPAN	2000	960	2000	960	
365 POLAND	15101	6451	38197	16303	
400 U STATES	13415	4699	81376	29381	
	164683	69269	715138	313224	
COTTON DENIMS	LB				3029
100 U KINGDOM			838	976	
215 INDIA	1938	1090	53774	30420	
347 JAPAN	4113	3879	4113	3879	
400 U STATES	139781	94698	1933646	1345015	
	145832	99667	1992371	1380290	
HANDKERCHIEF COTTON BLEACHED	LB				3030
100 U KINGDOM	2072	3072	15889	24324	
347 JAPAN	4003	3995	16434	16455	
400 U STATES			74	162	
	6075	7067	32397	40941	
COTTON FABRIC NOT BLEACHED NOP	LB				3031
100 U KINGDOM	631	893	57309	65798	
215 INDIA	155229	66540	1935439	844113	
216 PAKISTAN			21921	10565	
224 JAMAICA	31642	18771	332036	211082	
231 HONG KONG	415	184	3102	1799	
305 AUSTRIA	3745	2928	22602	18165	
306 BELGIUM	11037	8087	61459	41794	
313 CHINA			30043	13179	
317 CZECHO S	11840	9616	45278	36701	
327 FRANCE	69	70	69	70	
335 GERMANY W	185	311	185	311	
347 JAPAN	185872	132493	800770	583341	
354 NETHRLNDS	4870	3406	31329	19246	
365 POLAND			7746	4450	
376 SWITZRLND			76	249	
400 U STATES	866325	602438	6667670	4759857	
	1271860	845737	10016971	6610720	
CANTON FLANNELS NOT COLOURED	LB				3032
100 U KINGDOM	2329	3701	73252	143113	
215 INDIA	8138	5349	31477	19720	
306 BELGIUM	1581	1345	11541	7636	
317 CZECHO S	1925	3737	8526	11644	
335 GERMANY W			449	622	
347 JAPAN	60548	51323	452597	426837	
354 NETHRLNDS	7418	6133	17656	14697	
365 POLAND	14833	10515	237675	148840	
376 SWITZRLND			330	1233	
400 U STATES	48262	60792	600104	730942	
	145034	142895	1433607	1505284	
TOWELLING IN THE WEB	LB				3033
100 U KINGDOM			866	1099	
215 INDIA	3728	2183	28205	16672	
231 HONG KONG			2500	1625	
317 CZECHO S	4751	3916	4751	3916	
347 JAPAN	399	255	789	513	
400 U STATES	3492	3207	20021	18600	
	12370	9561	57132	42425	
VOILES SCRIMS NOT COLOURED	LB				3034
100 U KINGDOM	388	487	3837	9454	
215 INDIA			19034	11697	
231 HONG KONG			4543	3148	
306 BELGIUM			25	107	

IMPORTS INTO CANADA FOR CONSUMPTION

Articles and Countries from which Imported	MONTH OF AUGUST 1957		EIGHT MONTHS ENDED AUGUST 1957		Class Number	
	Quantities	Values (\$)	Quantities	Values (\$)		
327 FRANCE	23	142	23	142		
347 JAPAN			27942	26309		
354 NETHRLNDS			15017	13864		
376 SWITZRLND	644	2348	4563	19728		
400 U STATES	18345	17757	161859	183659		
	19400	20734	236843	268108		
COTTON FABRICS BLEACHED N O P	LB	7024	11716	58203	87236	3035
100 U KINGDOM			2816	1540		
215 INDIA			6160	5607		
306 BELGIUM			1220	1017		
317 CZECHO S			1271	1631		
335 GERMANY W			1399	1048		
347 JAPAN			26296	26604		
354 NETHRLNDS	3342	3186	21268	12363		
365 POLAND			1138	4194		
376 SWITZRLND	332	1268	290029	358528		
400 U STATES	20909	26553	409800	499768		
	31607	42723				
COTTON CHEESE CLOTH AND GAUZE	LB	5212	5712	54498	66478	3036
100 U KINGDOM			166	212		
335 GERMANY W			7722	6278		
347 JAPAN						
400 U STATES	249198	222009	2722249	2391603		
	254410	227721	2784635	2464571		
POPLIN BLEACHED NOT COLOURED	LB	21580	36416	129263	245031	3037
100 U KINGDOM		6976	7026	210853	216206	
347 JAPAN				6803	11774	
354 NETHRLNDS				730	3057	
376 SWITZRLND				91289	106302	
400 U STATES	17221	18248	438938	582370		
	45777	62490				
COTTON FABRICS COUNT 100	LB	42613	143449	441919	1485612	3039
100 U KINGDOM				827	1783	
400 U STATES						
	42613	143449	442746	1487395		
COTTON FABRICS CUT PILE N O P	LB	1830	5374	2647	7447	3040
100 U KINGDOM				3580	4387	
306 BELGIUM				33088	79227	
335 GERMANY W	4153	9295	31938	55854		
400 U STATES	5181	8109	71253	146915		
	11164	22778				
COTTON FABRIC FOR TYPE RIBBON	LB	13386	52490	100835	397419	3041
100 U KINGDOM				1109	3304	
354 NETHRLNDS				3283	35974	
400 U STATES	398	4471	105227	436697		
	13784	56961				
COTTON FABRIC BILLIARD CLOTH	LB			249	974	3042
100 U KINGDOM				458	818	
400 U STATES				707	1792	
SAILCLOTH EGYPTIAN COTTON	LB			4161	10313	3043
100 U KINGDOM				4161	10313	
FILTER CLOTH FOR MINING	LB	178	271	532	765	3044
100 U KINGDOM				1186	1595	
400 U STATES				1718	2360	
	178	271				
COTTON FABRIC KNITTED	LB	28408	27124	262728	260458	3045
100 U KINGDOM				63	281	
335 GERMANY W						
400 U STATES	75133	110656	495751	754070		
	103541	137780	758542	1014809		
COTTON SHADOW CRETONNES	LB			77	203	3046
100 U KINGDOM				1814	1060	
400 U STATES				1891	1263	
COTTON GABARDINES	LB	8211	29650	41248	133176	3047
100 U KINGDOM		485	570	2524	3009	
400 U STATES						
	8696	30220	43772	136185		
COTTON FABRICS 80 TO 99 COUNT	LB	5537	17835	26947	88812	3048
100 U KINGDOM						
	5537	17835	26947	88812		
COTTON FABRICS CUT WEFT PILE	LB	18116	51049	89545	253446	3049
100 U KINGDOM				496	902	
306 BELGIUM				20789	17070	
317 CZECHO S	7405	5014		362	1493	
327 FRANCE	288	1026		3796	10108	
335 GERMANY W	1533	3700		3445	7151	
344 ITALY	1856	2913		399312	541810	
347 JAPAN	144895	200158		3244	4460	
354 NETHRLNDS	3103	4198		463457	677665	
400 U STATES	82602	124375				
	260030	392750		984446	1514105	
COTTON FABRICS FOR BOOK COVERS	LB	6050	5773	69052	70719	3050
100 U KINGDOM				62348	70043	
400 U STATES						
	13763	14386		131400	140762	
LACE NOT COLOURED FOR CLOTHING	LB	79	632	6821	17622	3051
100 U KINGDOM				102129	348345	
305 AUSTRIA	4979	19162		37	332	
306 BELGIUM	18	134				
327 FRANCE	1276	8541		13879	67028	
335 GERMANY W	20	95		701	1935	
344 ITALY				32	904	
347 JAPAN	2222	2197		17741	18660	

IMPORTS INTO CANADA FOR CONSUMPTION

Articles and Countries from which Imported	MONTH OF AUGUST 1957		EIGHT MONTHS ENDED AUGUST 1957		Class Number
	Quantities	Values (\$)	Quantities	Values (\$)	
354 NETHRLNOS			80	210	
376 SWITZRLNO	604	4781	20865	77116	
390 GERMANY E			426	1752	
400 U STATES			53011	306073	
	15771	72396	215722	839977	
LACE COLOURED FOR CLOTHING	LB				3052
100 U KINGDOM			149	971	
305 AUSTRIA			87	690	
317 CZECHOS			448	736	
327 FRANCE	332	2773	1382	10892	
335 GERMANY W	126	362	399	1008	
344 ITALY			56	732	
376 SWITZRLNO	90	749	739	6030	
400 U STATES	1234	7433	15092	75817	
	1782	11317	18352	96876	
EMBROIDERIES COTTON N O P	LB				3053
100 U KINGDOM	131	245	5564	10198	
215 INOIA			120	261	
231 HONG KONG			35	84	
305 AUSTRIA	106	681	1112	5499	
306 BELGIUM	1937	2492	2026	3019	
313 CHINA			56	997	
327 FRANCE	42	323	426	2426	
344 ITALY			30	270	
354 NETHRLNOS	263	1096	595	2485	
376 SWITZRLNO	138	1881	5385	42584	
400 U STATES	169	892	2855	14815	
	2786	7610	18204	82638	
LACE BOBBINET NETS COTTON N O P	LB				3054
100 U KINGDOM	1683	3246	11842	25578	
215 INOIA	85	456	729	4087	
231 HONG KONG	118	294	952	2712	
305 AUSTRIA	65	415	498	3144	
306 BELGIUM	8	130	47	735	
327 FRANCE	84	980	399	4043	
335 GERMANY W			991	1807	
344 ITALY			187	2586	
347 JAPAN			975	1148	
354 NETHRLNOS			516	2151	
376 SWITZRLND	16	403	159	3364	
400 U STATES	1133	3421	9270	29547	
	3192	9345	26565	80902	
WHITE COTTON BOBBINET PLAIN	YO				3055
100 U KINGDOM			32887	9118	
			32887	9118	
STOCKINGS COTTON WOMENS CHILOS	OZ PR				3062
100 U KINGDOM	12861	41824	57075	168657	
327 FRANCE			12	177	
372 SPAIN	200	771	5335	20452	
400 U STATES	6249	18159	49667	140553	
	19310	60754	112089	329839	
STOCKINGS COTTON MENS BOYS	DZ PR				3063
100 U KINGDOM	627	3176	11677	30932	
344 ITALY			21	277	
347 JAPAN			1200	644	
372 SPAIN			1900	1916	
400 U STATES	5441	19032	58567	196256	
	6068	22208	73365	230025	
GLOVES COTTON	DZ PR				3064
100 U KINGDOM	3148	23604	14377	115092	
231 HONG KONG	4314	14207	20145	63659	
232 MALTA	100	541	627	3833	
305 AUSTRIA			51	515	
317 CZECHOS	1642	6539	27890	105410	
327 FRANCE	155	3348	1619	25710	
335 GERMANY W	8101	55780	18530	120511	
344 ITALY	1459	9348	6108	34089	
347 JAPAN	10043	35069	30632	106277	
400 U STATES	7412	22646	21419	89486	
	36374	171082	141398	664582	
SHIRTS COTTON NOT KNITTED	LB				3066
100 U KINGDOM	1986	9056	11194	51453	
215 INOIA			143	244	
231 HONG KONG	75873	71967	121090	123868	
305 AUSTRIA			427	899	
327 FRANCE			181	764	
336 GREECE			45	144	
344 ITALY	3336	3279	5692	14485	
347 JAPAN	321489	317622	949183	1004165	
352 MEXICO	58	140	159	430	
354 NETHRLNOS			888	998	
365 POLAND			16582	19837	
376 SWITZRLND	254	1338	5184	29060	
383 HAWAII			402	2202	
400 U STATES	20064	49059	191987	508686	
	423060	452461	1303157	1757235	
UNDERWEAR COTTON KNITTED	LB				3067
100 U KINGDOM	63544	124846	132555	273778	
215 INOIA			21858	18144	
231 HONG KONG	5687	6260	9077	9042	
306 BELGIUM			339	588	
335 GERMANY W	118	307	503	1407	
347 JAPAN	1980	3445	4165	6450	
354 NETHRLNOS	3631	3504	12736	20350	
376 SWITZRLNO			104	990	
389 IRELAND	175	336	278	532	

IMPORTS INTO CANADA FOR CONSUMPTION

Articles and Countries from which Imported	MONTH OF AUGUST 1957		EIGHT MONTHS ENDED AUGUST 1957		Class Number
	Quantities	Values (\$)	Quantities	Values (\$)	
400 U STATES	10713	21538	48539	108821	
COTTON CLOTHING N O P WOVEN	85848	160236	230154	440102	3068
100 U KINGDOM	LB 4756	16570	32522	122030	
224 JAMAICA			14	103	
231 HONG KONG	13749	14552	46657	54025	
234 AUSTRALIA			122	716	
305 AUSTRIA	21	331	484	5893	
306 BELGIUM	306	717	3188	6799	
317 CZECHOS			236	362	
318 DENMARK			199	585	
327 FRANCE		473	1700	13769	
335 GERMANY W	1288	6228	4295	25437	
337 GUATEMALA	51	220	497	1996	
344 ITALY	1008	5788	11634	49087	
347 JAPAN	189650	223353	1123707	1466611	
352 MEXICO	249	920	2736	8515	
354 NETHRLNDS	157	262	5100	11525	
360 ISRAEL	377	1191	7358	25631	
367 AZORES	118	1029	512	3952	
375 SWEDEN			616	2914	
376 SWITZRLND	591	7964	7399	52595	
383 HAWAII			1512	10730	
400 U STATES	68512	166849	542231	1439501	
DRESSES WVN COTT WOMENS CHLDNS	280943	446447	1792719	3302776	3069
100 U KINGDOM	386	1824	2525	23691	
231 HONG KONG	480	704	14918	9193	
305 AUSTRIA			87	908	
306 BELGIUM			120	240	
327 FRANCE	177	1076	1621	12909	
335 GERMANY W	13	192	193	1361	
344 ITALY	237	1287	982	5601	
347 JAPAN	526	771	24944	21295	
352 MEXICO			220	554	
354 NETHRLNDS			4	80	
367 AZORES			744	700	
372 SPAIN			22	80	
376 SWITZRLND	5	126	952	9207	
383 HAWAII			3011	18688	
389 IRELAND			11	67	
400 U STATES	22879	64496	292340	1006549	
SMOCKS OVRALLS WVN COTT MENS	24703	70476	342694	1111123	3070
100 U KINGDOM	36	60	36	60	
231 HONG KONG			9686	7741	
347 JAPAN	11858	16164	90615	112920	
354 NETHRLNDS			2081	2680	
400 U STATES	19558	35030	178644	310512	
RAINCOATS WATERPROOFED COTTON	31452	51254	281062	433913	3071
100 U KINGDOM	1928	17875	17377	140162	
231 HONG KONG	600	1237	2220	4004	
306 BELGIUM	20	259	242	2127	
318 DENMARK			28	534	
335 GERMANY W	308	4999	5888	64416	
344 ITALY	25	364	144	4062	
359 NORWAY	600	2161	912	3539	
360 ISRAEL	36	254	1788	12353	
375 SWEDEN			30	444	
376 SWITZRLND	28	433	61	857	
400 U STATES	1528	7379	10727	44815	
CLTHG NOP COTT KNIT INFTS CHLD	5073	34961	39417	277313	3072
100 U KINGDOM	7814	22558	41455	110746	
231 HONG KONG	63	77	9484	11215	
306 BELGIUM	83	354	934	3185	
327 FRANCE			638	1475	
335 GERMANY W	1351	5363	3581	13887	
344 ITALY			66	152	
347 JAPAN	13079	17076	127350	167935	
354 NETHRLNDS	160	631	1109	3751	
400 U STATES	3279	10483	30727	86333	
CLTHG NOP COTT KNIT WOMNS GRLS	25829	56542	215344	3986679	3073
100 U KINGDOM	1768	5450	18041	53707	
305 AUSTRIA			115	1325	
318 DENMARK			134	366	
327 FRANCE			5	103	
335 GERMANY W			143	209	
344 ITALY	17	191	437	2980	
347 JAPAN	886	978	42318	50436	
354 NETHRLNDS			847	1285	
376 SWITZRLNO	116	459	469	4669	
389 IRELAND			144	314	
400 U STATES	1792	4840	19164	64124	
CLTHG NOP COTT KNIT MENS BOYS	4579	11918	81817	179518	3074
100 U KINGDOM	10582	19585	54697	123905	
215 INDIA			23302	18870	
231 HONG KONG	1000	1203	30691	26209	
305 AUSTRIA	96	302	356	998	
318 DENMARK			19	176	
327 FRANCE			3064	8422	
335 GERMANY W	4771	8059	6504	11778	
336 GREECE			45	88	

IMPORTS INTO CANADA FOR CONSUMPTION

Articles and Countries from which Imported	MONTH OF AUGUST 1957		EIGHT MONTHS ENDED AUGUST 1957		Class Number
	Quantities	Values (\$)	Quantities	Values (\$)	
344 ITALY	28	144	847	5683	
347 JAPAN	20777	19875	355710	362856	
354 NETHRLNDS			1018	1975	
359 NORWAY	600	1044	1676	2859	
376 SWITZRLND			593	4022	
389 IRELAND	535	803	630	1240	
400 U STATES	5724	11650	60505	139866	
BAGS COTTON	44113	62665	539657	708947	
231 HONG KONG	LB		1896	1215	3082
400 U STATES	2461	2430	50505	37007	
BELTING OF COTTON	2461	2430	52401	38222	
100 U KINGDOM	LB				3083
400 U STATES	4592	8322	30551	38565	
BLANKETS OF COTTON	10446	24448	98908	210077	
100 U KINGDOM	15038	32770	129459	248642	
306 BELGIUM	LB				3084
313 CHINA	6958	6271	26289	22304	
317 CZECHO S	68850	55774	418187	322258	
335 GERMANY W	900	344	900	344	
344 ITALY			2425	699	
347 JAPAN	9835	7033	101206	68958	
354 NETHRLNDS			8005	3890	
400 U STATES	1680	1113	166081	37646	
TAPE AND WEBBING	7414	1996	49355	21183	
HOOK AND EYE	7391	7765	71702	82077	
100 U KINGDOM	103028	80296	844150	559359	
400 U STATES	LB				3085
BRAIOED WICK FOR CANDLES	106	266	1632	2703	
100 U KINGDOM	30	56	1088	2558	
400 U STATES	136	322	2720	5261	
335 GERMANY W					3086
372 SPAIN		1023		1755	
400 U STATES				399	
CURTAINS COTTON M O P		2813		936	
100 U KINGDOM		5836		18273	
305 AUSTRIA	LB			21363	3087
335 GERMANY W	72	166	1170	3105	
344 ITALY			12	83	
354 NETHRLNDS			152	148	
376 SWITZRLND			176	293	
400 U STATES			80	112	
TABLE AND TRAY CLOTHS COTTON	5857	11089	299	1570	
100 U KINGDOM	5929	11255	67437	126557	
215 INDIA	LB				3088
216 PAKISTAN	15845	31482	69326	131868	
231 HONG KONG					
306 BELGIUM			61744	131323	
313 CHINA	342	2462	255	736	
317 CZECHO S	6758	15065	101	1132	
318 DENMARK	99	139	36548	73642	
327 FRANCE			2512	6655	
335 GERMANY W			47726	89907	
344 ITALY			99	139	
347 JAPAN			1248	1723	
352 MEXICO			1555	5889	
354 NETHRLNDS			5956	18712	
367 AZORES			45	81	
373 CANARY IS			85556	76310	
376 SWITZRLND			12	59	
388 YUGO SLAV			39556	76482	
400 U STATES	5593	8408	718	2884	
DUCK SEAMLESS COTTON FOR HOSE	550	1955	1555	5889	
FRINGES AND TASSELS COTTON	100	412	244	843	
400 U STATES	125	1340	657	4776	
HANDKERCHIEFS COTTON			21	116	
100 U KINGDOM	7032	11625	54533	90619	
231 HONG KONG	54250	105557	339086	582028	
305 AUSTRIA	LB				3089
306 BELGIUM					
317 CZECHO S					
327 FRANCE					
335 GERMANY W					
344 ITALY					
347 JAPAN					
352 MEXICO					
354 NETHRLNDS					
367 AZORES					
373 CANARY IS					
376 SWITZRLND					
388 YUGO SLAV					
400 U STATES					
TABLE AND TRAY CLOTHS COTTON	13	51	508	1220	
100 U KINGDOM	13	51	508	1220	
DUCK SEAMLESS COTTON FOR HOSE	LB				3090
FRINGES AND TASSELS COTTON					
400 U STATES					
HANDKERCHIEFS COTTON					
100 U KINGDOM	16506	47730	120252	325329	
231 HONG KONG	60	267	296	2274	
305 AUSTRIA	401	2392	794	4457	
306 BELGIUM			50	213	
317 CZECHO S	3108	5630	11614	22332	
327 FRANCE	2	77	100	1655	
335 GERMANY W	133	649	316	1621	
344 ITALY			555	1205	
347 JAPAN	18347	21993	155378	164406	
354 NETHRLNDS	1477	2404	2381	5173	
367 AZORES			9	492	
376 SWITZRLND	4891	40656	14273	129102	
400 U STATES	4031	9978	24867	69675	
LADDER TAPES FOR BLINDS	48956	131776	330885	727934	
100 U KINGDOM	LB				3092
400 U STATES	744	1096	3791	5721	
MANTLE STOCKING FOR GAS LIGHT	566	808	7304	6732	
304 ARGENTINA	1310	1904	11095	12453	
400 U STATES					3093
				13969	
				846	
				14815	

IMPORTS INTO CANADA FOR CONSUMPTION

Articles and Countries from which Imported	MONTH OF AUGUST 1957		EIGHT MONTHS ENDED AUGUST 1957		Class Number
	Quantities	Values (\$)	Quantities	Values (\$)	
QUILTS COUNTERPANES COTTON	LB				3094
100 U KINGDOM	2928	3590	18792	25111	
215 INDIA	600	1097	2422	3379	
231 HONG KONG	377	284	542	608	
306 BELGIUM	453	444	453	444	
318 DENMARK	65	214	65	214	
335 GERMANY W	193	461	228	519	
344 ITALY	231	202	1519	1282	
347 JAPAN	2286	1527	23999	15915	
354 NETHRLNDS	1085	1454	9589	11399	
372 SPAIN	3258	2089	15357	9793	
400 U STATES	58893	80743	608007	758671	
	70369	92105	680973	827335	
SHEETS COTTON	LB				3095
100 U KINGDOM	1669	2596	16181	18665	
215 INDIA			50	60	
231 HONG KONG			200	376	
306 BELGIUM	2827	2325	22524	18878	
335 GERMANY W			71	134	
347 JAPAN	12247	8827	19692	15459	
354 NETHRLNDS	55	52	1080	1793	
367 AZORES	432	1123	2834	7396	
376 SWITZRLND			25	104	
400 U STATES	67069	80391	472529	552246	
	84299	95314	535186	615111	
TOWELS COTTON	LB				3096
100 U KINGDOM	1714	1900	21858	25147	
215 INDIA	2241	1327	14057	8851	
231 HONG KONG	4386	2696	147760	92733	
306 BELGIUM	716	887	3710	4250	
317 CZECHO S	10508	8296	61484	49237	
335 GERMANY W			798	1369	
344 ITALY	254	477	346	835	
347 JAPAN	14458	10784	87114	63315	
354 NETHRLNDS	1289	1635	5608	7448	
372 SPAIN			220	331	
376 SWITZRLND			121	350	
400 U STATES	357663	393201	2097058	2203259	
	393229	421203	2440134	2457125	
COTTON MANUFACTURES N O P	LB				3097
100 U KINGDOM	9897	16952	100969	147731	
215 INDIA			3146	3184	
216 PAKISTAN			88	912	
231 HONG KONG	79	175	1772	3257	
234 AUSTRALIA	30	207	85	366	
305 AUSTRIA	406	835	1310	2433	
306 BELGIUM	5828	3350	27208	23430	
313 CHINA	300	365	1126	2165	
317 CZECHO S			75	164	
318 DENMARK	180	521	600	2674	
327 FRANCE	121	869	808	3077	
335 GERMANY W	982	1086	8218	10282	
344 ITALY	19233	7214	90804	26630	
347 JAPAN	11806	8621	67917	48116	
352 MEXICO			611	796	
354 NETHRLNDS	2308	2287	12932	12930	
367 AZORES			41	364	
376 SWITZRLND	6	169	976	4194	
390 GERMANY E			154	239	
400 U STATES	111840	145674	806969	1121547	
	163016	188325	1123809	1414491	
WASH CLOTHS BATH MATS COTTON	LB				3098
100 U KINGDOM			1083	1578	
231 HONG KONG	3331	2912	10304	7837	
306 BELGIUM	266	302	6318	3756	
317 CZECHO S	2300	1753	3448	2550	
335 GERMANY W	24	50	24	50	
347 JAPAN			6704	4190	
354 NETHRLNDS	108	193	204	325	
400 U STATES	13905	18814	251162	356772	
	19934	24024	279247	377058	
PILLOW CASES COTTON	LB				3100
100 U KINGDOM	4592	7172	33922	54493	
231 HONG KONG	18737	24341	71781	97395	
313 CHINA	7644	8497	30221	40492	
335 GERMANY W	81	154	111	270	
347 JAPAN	73854	66149	481862	392459	
354 NETHRLNDS			520	519	
367 AZORES	465	1391	3135	10187	
373 CANARY IS	194	403	194	403	
376 SWITZRLND	42	369	74	1018	
400 U STATES	9084	13906	69858	92816	
	114693	122382	691678	690052	
FLAX FIBRE AND TOW	CWT				3111
400 U STATES	1	89	702	22943	
	1	89	702	22943	
HEMP DRESSED OR UNDRESSED	CWT				3112
344 ITALY			403	4771	
400 U STATES			1496	36173	
			1899	40944	
JUTE AND JUTE BUTTS	CWT				3113
100 U KINGDOM			205	2642	
216 PAKISTAN			11931	94163	
400 U STATES	41	819	460	8519	
	41	819	12596	105324	

IMPORTS INTO CANADA FOR CONSUMPTION

Articles and Countries from which Imported	MONTH OF AUGUST 1957		EIGHT MONTHS ENDED AUGUST 1957		Class Number
	Quantities	Values (\$)	Quantities	Values (\$)	
OAKUM OF FLAX HEMP OR JUTE	CWT				3114
100 U KINGDOM	23	344	575	7776	
354 NETHRLNDS	502	4397	4278	39237	
359 NORWAY			68	1283	
400 U STATES	2098	41283	11097	215839	
	2623	46024	16018	264135	
BATTS WADDING VEGETABLE FIBRES	LB				3115
400 U STATES			500	173	
			500	173	
YARNS JUTE SINGLES N O P	LB				3121
100 U KINGDOM			211428	36056	
215 INDIA	9754	1744	96411	18090	
389 IRELAND	40160	7777	40160	7777	
	49914	9521	347999	61923	
YARNS VEGETABLE FIBRE SINGLES	LB				3122
100 U KINGDOM			3249	1383	
335 GERMANY W			13157	2558	
344 ITALY			48441	17245	
352 MEXICO			2946	291	
400 U STATES			20687	12772	
			88480	34249	
YARNS CORDS TWINE OF JUTE N O P	LB				3123
100 U KINGDOM	7275	1637	101567	25907	
306 BELGIUM	4048	795	13314	2567	
400 U STATES	1695	666	4798	2588	
	13018	3098	119679	31062	
YARNS CORDS TWINE VEG FIB N O P	LB				3124
100 U KINGDOM	27114	8794	387354	122144	
231 HONG KONG			2000	550	
306 BELGIUM			40353	6660	
318 DENMARK			3842	1821	
335 GERMANY W	7504	2014	20892	5377	
344 ITALY	4500	2660	5527	3380	
352 MEXICO	17122	1951	331556	38048	
354 NETHRLNDS	17958	2435	36131	5219	
360 ISRAEL			35200	4970	
366 PORTUGAL	2963	448	17599	2380	
389 IRELAND			15923	2945	
400 U STATES	4404	4440	34117	33119	
	81565	22942	930494	226613	
LINEN THREAD FOR SEWING	LB				3125
100 U KINGDOM	10410	18903	187553	364092	
306 BELGIUM			1170	796	
354 NETHRLNDS			200	429	
376 SWITZRLND	230	336	398	679	
400 U STATES	679	1772	2892	5651	
	11319	21011	192213	371647	
YARNS VEG FIBRE FOR WEAVING	LB				3126
100 U KINGDOM	41982	18783	809853	259888	
215 INDIA	138009	23721	698676	123184	
306 BELGIUM			8460	2508	
318 DENMARK	8066	6291	40572	31879	
354 NETHRLNDS	2029	734	4608	1701	
389 IRELAND	88459	16468	377602	68166	
400 U STATES	570	198	99411	37069	
	279115	66195	2039182	524395	
CANVAS TWINE OF FLAX FOR SAILS					3131
100 U KINGDOM				3215	
400 U STATES				55	
				3270	
FABRICS CHIEFLY FLAX OR HEMP	LB				3132
100 U KINGDOM	38568	47525	369982	493440	
306 BELGIUM	1521	2038	2757	3370	
316 CUBA			613	1739	
317 CZECHO S	1440	1210	4826	3912	
318 DENMARK	385	936	598	1270	
327 FRANCE			55	143	
335 GERMANY W			55	166	
344 ITALY	423	1699	5502	14142	
365 POLAND			2992	1360	
375 SWEDEN	304	1029	2304	5552	
376 SWITZRLND	870	2270	1680	4671	
400 U STATES	2742	5390	12417	32152	
	46253	62097	403781	561917	
FABRICS JUTE UNBLEACHED N O P	YD				3134
100 U KINGDOM	78373	22099	786245	138095	
215 INDIA	3009902	249244	72592142	5744513	
216 PAKISTAN			50000	4208	
306 BELGIUM	20430	7846	422897	171602	
327 FRANCE	33331	5719	375981	63903	
335 GERMANY W			18745	3455	
347 JAPAN			100000	6675	
354 NETHRLNDS	123777	7038	125282	7333	
400 U STATES	105148	11728	1313105	232596	
	3370961	303674	75784397	6372380	
FABRICS OF JUTE N O P	YD				3135
100 U KINGDOM	2045	295	20119	8964	
400 U STATES	886	470	19303	5785	
	2931	765	39422	14749	
FABRIC JUTE 12INS WIDE OR LESS	LB				3136
100 U KINGDOM	1304	535	1722	691	
215 INDIA			242954	45293	
400 U STATES			1709	903	
	1304	535	246385	46887	

IMPORTS INTO CANADA FOR CONSUMPTION

57

Articles and Countries from which Imported	MONTH OF AUGUST 1957		EIGHT MONTHS ENDED AUGUST 1957		Class Number
	Quantities	Values (\$)	Quantities	Values (\$)	
FAB VEG FIB 12INS WIDE OR LESS	LB				3137
100 U KINGDOM	13927	19730	183975	257695	
327 FRANCE	131	311	577	1828	
335 GERMANY W			1530	3948	
344 ITALY			40	113	
347 JAPAN	3031	2308	35416	22971	
354 NETHRLNDS			1415	1783	
389 IRELAND			232	120	
400 U STATES	19068	25907	245244	332288	
	36157	48256	468429	620746	
FABRICS VEGETABLE FIBRE N O P	YD				3138
100 U KINGDOM	7748	5165	83194	39506	
306 BELGIUM			16420	3704	
317 CZECHO S			950	719	
335 GERMANY W			186	455	
344 ITALY			179	473	
354 NETHRLNDS			2122	685	
375 SWEDEN	685	764	685	764	
376 SWITZRLND			19	54	
400 U STATES	4804	5148	22507	24021	
	13237	11077	126262	70381	
TOWELLING TABLE CLOTHS IN WEB	LB				3139
100 U KINGDOM	8647	10241	78932	97761	
306 BELGIUM			340	375	
313 CHINA			650	2296	
317 CZECHO S	6898	5609	70795	52672	
335 GERMANY W			56	117	
344 ITALY			104	764	
365 POLAND			46590	31840	
376 SWITZRLND			420	639	
389 IRELAND			795	882	
400 U STATES	938	945	5582	8185	
	16483	16795	204264	195531	
WOVEN DRESS LINENS	LB				3140
100 U KINGDOM			3942	5853	
			3942	5853	
CLOTHING VEGETABLE FIBRES N O P	LB				3162
100 U KINGDOM	248	2122	7875	45776	
231 HONG KONG	2867	2063	4792	4076	
306 BELGIUM			14	62	
327 FRANCE	12	361	255	2983	
335 GERMANY W			1127	2746	
344 ITALY	14	75	95	975	
347 JAPAN	15017	24662	20685	30867	
352 MEXICO	19	148	19	148	
360 ISRAEL			100	308	
364 PHIL			515	4639	
376 SWITZRLND	8	145	557	2929	
383 HAWAII			246	229	
388 YUGO SLAV			7	113	
400 U STATES	2189	6510	40080	140375	
	20374	36086	76367	236226	
BAGS OF HEMP LINEN JUTE SISAL	LB				3171
215 INDIA	45000	5086	602482	98550	
344 ITALY			100	180	
400 U STATES			39897	9181	
	45000	5086	642479	107911	
CARPETING RUGS HEMP JUTE SISAL					3172
100 U KINGDOM		8682		176406	
215 INDIA		1364		6058	
231 HONG KONG				850	
305 AUSTRIA				8687	
306 BELGIUM		8844		119585	
317 CZECHO S		1711		11708	
327 FRANCE		3074		40894	
335 GERMANY W		3068		9441	
344 ITALY		248		3466	
347 JAPAN				1095	
354 NETHRLNDS		22325		130341	
383 HAWAII				247	
389 IRELAND				2224	
400 U STATES		623		29181	
		49939		560183	
QUILTS BATH MATS VEG FIBRE N O P	LB				3173
100 U KINGDOM	707	1241	1399	2362	
344 ITALY	7327	7791	47981	42391	
347 JAPAN	27894	14113	132885	73854	
354 NETHRLNDS			611	1292	
400 U STATES	13349	17888	46798	67573	
	49277	41033	229674	187472	
FIRE HOSE LINEN					3174
100 U KINGDOM		18155		184842	
400 U STATES				527	
		18155		185369	
HANDKERCHIEFS FLAX OR HEMP	LB				3175
100 U KINGDOM	11463	48210	65939	280964	
231 HONG KONG	1113	12087	5448	57027	
305 AUSTRIA			7	255	
313 CHINA	38	525	46	633	
327 FRANCE	3	58	141	1169	
367 AZORES			29	509	
376 SWITZRLND	315	4846	1124	14256	
400 U STATES	10	116	102	641	
	12942	65842	72836	355454	
SAILS FOR BOATS AND SHIPS					3176
100 U KINGDOM		4883		27963	

IMPORTS INTO CANADA FOR CONSUMPTION

Articles and Countries from which Imported	MONTH OF AUGUST 1957		EIGHT MONTHS ENDED AUGUST 1957		Class Number
	Quantities	Values (\$)	Quantities	Values (\$)	
318 DENMARK		636		1235	
335 GERMANY W				50	
400 U STATES		2111		34087	
		7630		63335	
TOWELS GLASS CLOTHS CRASH HUCK	LB				3177
100 U KINGDOM	12308	16436	120505	154825	
317 CZECHO S	24665	18407	145377	114287	
318 DENMARK			399	852	
367 AZORES			83	572	
389 IRELAND			334	373	
400 U STATES	346	428	2176	3725	
	37319	35271	268874	274634	
SHEETS TABLECLOTHS TOWELS FLAX	LB				3178
100 U KINGDOM	39984	87936	268134	646724	
220 BERMUDA			13	158	
231 HONG KONG	589	2935	4758	23721	
306 BELGIUM	31	347	4676	6721	
313 CHINA	409	1411	6153	15050	
317 CZECHO S	4819	3919	42116	36670	
318 DENMARK	3093	2729	3541	3701	
327 FRANCE	11	87	61	368	
335 GERMANY W			1255	1190	
344 ITALY	226	1299	1104	3326	
347 JAPAN	1157	3033	12583	13564	
354 NETHRLNDS	238	328	763	1615	
367 AZORES	68	301	3994	32190	
373 CANARY IS	858	3688	3028	12710	
375 SWEDEN	174	419	270	562	
376 SWITZRLND			224	729	
383 HAWAII			27	154	
389 IRELAND			78	288	
400 U STATES	1349	2254	13307	23350	
	53010	110739	366085	822791	
JUTE MANUFACTURES N O P	LB				3179
100 U KINGDOM	3921	3989	16959	12311	
400 U STATES	616	550	15954	9056	
	4537	4539	32913	21367	
VEGETABLE FIBRE MFRS N O P	LB				3180
100 U KINGDOM	23409	23397	255260	337265	
215 INDIA	110	235	1301	1071	
216 PAKISTAN	65	313	1285	2579	
231 HONG KONG	348	399	4423	7666	
305 AUSTRIA			63	169	
306 BELGIUM	3085	3314	16950	21806	
317 CZECHO S	101	146	3583	2642	
318 DENMARK			173	264	
327 FRANCE	205	1510	13173	21454	
335 GERMANY W	650	1543	13761	16711	
344 ITALY	3368	3673	24434	18678	
347 JAPAN	102355	90307	557069	425999	
352 MEXICO	482	165	632	221	
354 NETHRLNDS	6941	8572	17966	21754	
359 NORWAY	70	172	1335	1575	
367 AZORES			410	2853	
373 CANARY IS	180	442	266	838	
375 SWEDEN			1765	1614	
376 SWITZRLND	230	425	2627	4299	
383 HAWAII			111	124	
390 GERMANY E	14	184	1126	3145	
400 U STATES	171197	194781	1620101	1719302	
	312810	329578	2537814	2612029	
RAW SILK AND COCOONS	LB				3201
400 U STATES	2024	8892	17698	79762	
	2024	8892	17698	79762	
GARNETTED SILK WASTES	LB				3202
400 U STATES	300	470	21435	42306	
	300	470	21435	42306	
YARNS THROWN SILK IN THE GUM	LB				3211
400 U STATES			488	2951	
			488	2951	
YARNS SINGLES SPUN SILK N O P	LB				3212
100 U KINGDOM			1403	889	
344 ITALY			5157	10053	
400 U STATES			4124	17808	
			10684	28750	
THREADS CORDS TWIST SILK N O P	LB				3213
100 U KINGDOM	8	137	214	2688	
335 GERMANY W			46	529	
347 JAPAN			17	168	
400 U STATES	115	1073	1349	11138	
	123	1210	1626	14523	
YARN SILK FOR KNITTING WEAVING	LB				3214
100 U KINGDOM			909	3278	
400 U STATES	293	1811	1311	8221	
	293	1811	2220	11499	
YARNS SILK METALLIC COVERED	LB				3215
YARNS SILK N O P	LB				3216
100 U KINGDOM			40	714	
344 ITALY			124	1006	
400 U STATES			1087	7585	
			1251	9305	
BOLTING CLOTH NOT MADE UP	YD				3221
100 U KINGDOM			45	158	
335 GERMANY W			100	307	
347 JAPAN			7424	9913	

IMPORTS INTO CANADA FOR CONSUMPTION

Articles and Countries from which Imported	MONTH OF AUGUST 1957		EIGHT MONTHS ENDED AUGUST 1957		Class Number
	Quantities	Values (\$)	Quantities	Values (\$)	
376 SWITZRLND	1636	4778	11576	31487	
400 U STATES	904	3325	14169	39637	
KNITTED FABRICS SILK	2540	8103	33314	81502	3222
	LB				
FABRICS SILK 20 IN UNFINISHED	YD				3223
400 U STATES			16994	4874	
			16994	4874	
FABRICS SILK N O P	YD				3224
100 U KINGDOM	1980	4797	13579	37158	
215 INDIA	394	853	3648	8066	
231 HONG KONG	693	620	2942	2394	
306 BELGIUM			485	755	
313 CHINA	228	191	2087	2016	
327 FRANCE	11520	11660	59895	92648	
335 GERMANY W	56	64	7216	7307	
344 ITALY	1815	6267	49945	151021	
347 JAPAN	100482	65164	480220	347546	
371 THAILAND	180	575	243	940	
376 SWITZRLND	7538	15144	48284	91781	
400 U STATES	139448	158907	1162100	1332863	
	264334	264242	1830644	2074495	
FABRICS SILK 26 INCHES OR LESS	YD				3225
100 U KINGDOM	151	555	1226	4404	
313 CHINA			178	137	
344 ITALY			454	1512	
400 U STATES			574	381	
	151	555	2432	6434	
RIBBONS SILK UNDER 12 INCHES	LB				3228
100 U KINGDOM			4	62	
327 FRANCE	42	680	160	2598	
376 SWITZRLND			67	758	
400 U STATES	190	3386	1746	33269	
	232	4066	1977	36687	
FABRICS SILK FOR NECKWEAR	YD				3229
100 U KINGDOM	4256	3168	21847	19353	
305 AUSTRIA	4405	6054	21221	30828	
306 BELGIUM	842	887	6999	7141	
327 FRANCE	6441	6968	29688	34599	
335 GERMANY W	32097	31730	260365	275012	
344 ITALY	20340	26813	87450	122159	
347 JAPAN	8612	4873	48280	30102	
376 SWITZRLND	9924	14245	93249	149521	
389 IRELAND			45	138	
400 U STATES	53801	65088	588640	747821	
	140718	159826	1157784	1416674	
UMBRELLA COVERING FABRICS	YD				3230
305 AUSTRIA			3005	823	
327 FRANCE	22961	6237	64354	18944	
335 GERMANY W	4256	1177	53464	13998	
344 ITALY	337	206	1349	1034	
347 JAPAN	11891	2331	13091	2593	
376 SWITZRLND			616	201	
400 U STATES	9951	4195	203080	119695	
	49396	14146	338959	157288	
FABRICS PILE SILK OR SYNTHETIC	YD				3232
100 U KINGDOM	722	2284	1395	4852	
306 BELGIUM	1304	7278	8457	38180	
327 FRANCE	25348	24334	64543	70262	
335 GERMANY W	2442	4423	12975	23914	
344 ITALY	494	1430	773	2230	
347 JAPAN	1297	594	2197	1091	
376 SWITZRLND			100	144	
400 U STATES	43802	120406	206099	520993	
	75409	160749	296539	661666	
SOCKS AND STOCKINGS SILK	DZ PR				3244
100 U KINGDOM	134	2669	398	12738	
400 U STATES	136	10345	2102	95342	
	270	13014	2500	108080	
UNDERWEAR SILK KNITTED	LB				3245
100 U KINGDOM			21	441	
			21	441	
CLOTHING SILK N O P	OZ				3246
100 U KINGDOM	9642	13147	47147	74060	
215 INDIA	36	68	36	68	
231 HONG KONG	1080	339	5250	2563	
305 AUSTRIA	1017	1358	3625	4352	
313 CHINA			1258	303	
327 FRANCE	530	1117	2523	4685	
335 GERMANY W			304	256	
344 ITALY	6350	8444	39824	48396	
347 JAPAN	3664	884	55514	10272	
376 SWITZRLND	2296	2946	22562	24445	
383 HAWAII			32	50	
389 IRELAND			108	140	
400 U STATES	4595	4567	71961	45789	
	39210	32870	250144	215379	
DRESSES SILK WOMENS CHILDRENS	NO				3247
100 U KINGDOM	36	3626	374	24059	
207 UN SO AFR	6	457	6	457	
231 HONG KONG	22	246	263	3078	
305 AUSTRIA			15	186	
327 FRANCE	63	10116	233	34895	
335 GERMANY W	1	53	1	53	
344 ITALY	14	3291	181	8363	
347 JAPAN			16	250	

IMPORTS INTO CANADA FOR CONSUMPTION

Articles and Countries from which Imported	MONTH OF AUGUST 1957		EIGHT MONTHS ENDED AUGUST 1957		Class Number
	Quantities	Values (\$)	Quantities	Values (\$)	
375 SWEDEN	6	411	12	749	
376 SWITZRLND	68	4477	336	18036	
383 HAWAII			23	398	
400 U STATES	1102	37033	12429	319937	
	1318	59710	13889	410461	
CLOTHING SILK WOMENS CHILDRENS	02				3248
100 U KINGDOM	3579	5221	16344	36425	
215 INDIA	342	207	3182	2932	
231 HONG KONG	27439	5595	58406	19038	
305 AUSTRIA	652	657	2847	5314	
306 BELGIUM			399	496	
313 CHINA			2094	754	
327 FRANCE	7255	9306	43443	50747	
335 GERMANY W			3176	1199	
336 GREECE			108	58	
344 ITALY	11116	13908	72601	83250	
347 JAPAN	339365	91455	1572597	429757	
367 AZORES			84	110	
371 THAILAND	314	355	445	604	
376 SWITZRLND	2515	3916	13853	21006	
383 HAWAII			42	62	
400 U STATES	8538	5941	73509	57085	
	401115	136561	1863130	708837	
HANDKERCHIEFS SILK	02				3251
100 U KINGDOM			248	642	
344 ITALY			112	235	
347 JAPAN			72325	16374	
376 SWITZRLND	320	502	2412	3816	
	320	502	75097	21067	
SILK MANUFACTURES N O P	02				3252
100 U KINGDOM	223	815	2345	3804	
231 HONG KONG	512	72	2892	1286	
327 FRANCE			3228	1766	
344 ITALY	198	670	2292	2544	
347 JAPAN	1324	403	27977	5181	
376 SWITZRLND			232	306	
400 U STATES	1213	450	15076	9019	
	3470	2410	54042	23906	
WOOL IN THE GREASE	LB				3261
100 U KINGDOM	39565	31296	616611	465471	
207 UN SO AFR			115277	45660	
215 INDIA			43202	35273	
216 PAKISTAN			13789	12103	
234 AUSTRALIA			1149908	891223	
236 NEW ZEAL	87922	57192	3646893	2495552	
304 ARGENTINA	34182	23419	162167	109825	
386 URUGUAY			223285	218295	
389 IRELAND	32337	23345	35264	25536	
400 U STATES	288850	215347	2245402	1995531	
	482856	350599	8251798	6294469	
WOOL WASHEO OR SCOUERO	LB				3262
100 U KINGDOM	59292	51415	978430	865163	
207 UN SO AFR	5002	5192	433061	330359	
216 PAKISTAN	27620	20663	27620	20663	
234 AUSTRALIA	313490	308055	2529900	2348180	
236 NEW ZEAL	170811	149514	1640960	1263676	
304 ARGENTINA	46994	40279	365897	300853	
306 BELGIUM			96712	82384	
327 FRANCE	13519	7086	115519	76825	
347 JAPAN			450	360	
354 NETHRLNOS			25049	20573	
386 URUGUAY			12835	12344	
389 IRELAND			23961	20545	
400 U STATES	14532	14174	764577	679121	
	651260	596378	7014971	6021046	
WOOL PULLEO OR SLIPED	LB				3263
100 U KINGDOM			249247	188243	
207 UN SO AFR			5157	4236	
236 NEW ZEAL	26804	20617	306114	234388	
304 ARGENTINA			42352	26561	
400 U STATES			31174	21528	
	26804	20617	634044	474956	
HAIR OF CAMEL ALPACA GOAT MOP	LB				3264
100 U KINGDOM			2439	3542	
306 BELGIUM			3610	52278	
347 JAPAN			100	1468	
400 U STATES	4491	9297	43489	100241	
	4491	9297	49638	157529	
NOILS WOOL	LB				3265
100 U KINGDOM	6424	6054	103184	110945	
306 BELGIUM	1153	1426	11494	12810	
386 URUGUAY	3007	1892	9594	6623	
400 U STATES	9337	4418	20272	12324	
	19921	13790	144544	142702	
GARNETED WOOL WASTE	LB				3267
100 U KINGDOM	2027	2596	131066	132817	
306 BELGIUM			8243	10406	
400 U STATES	17960	21087	135015	164265	
	19987	23683	274324	307488	
WOOL TOPS ORY COMBED	LB				3268
100 U KINGDOM	130453	220316	1121735	1827445	
207 UN SO AFR			23974	36301	
327 FRANCE	438	1118	938	2393	
400 U STATES			100	320	
	130891	221434	1146747	1866459	

IMPORTS INTO CANADA FOR CONSUMPTION

Articles and Countries from which Imported	MONTH OF AUGUST 1957		EIGHT MONTHS ENDED AUGUST 1957		Class Number
	Quantities	Values (\$)	Quantities	Values (\$)	
WOOL TOPS OIL COMBED 100 U KINGDOM 207 UN SO AFR 234 AUSTRALIA 400 U STATES	LB 686936	1072149	6090100 63585 12513 996	8866658 92612 16039 2405	3269
	686936	1072149	6167194	8977714	
HAIR TOPS 100 U KINGDOM 400 U STATES	LB		596 17149 17745	438 25538 25976	3270
YARNS OR WARPS HAIR FOR MFRERS 100 U KINGDOM 400 U STATES	LB 18626	17009	303557 11497	286481 2429	3273
	18626	17009	315054	288910	
YARN MOHAIR FOR PILE FABRICS 100 U KINGDOM 400 U STATES	LB 5529	13716	27163 1578	67190 4424	3274
	5529	13716	28741	71614	
YARNS WOOL FOR 6 OZ FABRICS 100 U KINGDOM	LB 12212	26785	173743	380115	3275
	12212	26785	173743	380115	
WOOLLEN SPUN YARN 100 U KINGDOM 306 BELGIUM 317 CZECHO S 327 FRANCE 335 GERMANY W 344 ITALY 354 NETHRLNOS 400 U STATES	LB 14986 556 562	43518 1679 4708	225451 2014 1068 8116 7001 362	330057 6868 11545 31361 14718 989	3276
	1367	2988	176 5468	390 12890	
	17471	52893	249656	408818	
WORSTED SPUN YARN 100 U KINGDOM 306 BELGIUM 318 DENMARK 327 FRANCE 335 GERMANY W 344 ITALY 354 NETHRLNOS 376 SWITZRLND 400 U STATES	LB 116184 11255	225338 26226	581829 28563 569	1154276 67957 1215	3277
	4500	18635	78366	230578	
	2280	5613	11702	28409	
	583	2594	652 4552 396	2028 9343 1145	
	134802	278406	9099	34940	
			715728	1529891	
WOOL FAB IN GRAY OVR 4 TO 6 OZ 100 U KINGDOM 344 ITALY 354 NETHRLNDS	LB 789	1653	11691 3257	25064 4678	3281
	2838	5696	2838	5696	
	3627	7349	17786	35438	
WOOL FAB IN GRAY 4 OZ OR LESS 100 U KINGDOM	LB 27435	73015	136545	376052	3282
	27435	73015	136545	376052	
KNITTED FABRICS WOOL N O P 100 U KINGDOM 327 FRANCE 400 U STATES	LB 2601	7612	12090 560	40705 2346	3283
	12871	48104	35235	126558	
	15472	55716	47885	169609	
FLANNELS 100 U KINGDOM 306 BELGIUM 317 CZECHO S 327 FRANCE 335 GERMANY W 344 ITALY 347 JAPAN 354 NETHRLNOS 376 SWITZRLND 400 U STATES	LB 134340	372987	815896 223 379 6154 3898 59218 241 714 10190 2320	2245671 939 1266 31856 10590 72092 432 2029 46939 9297	3284
	35	161	2195	46939	
	807	1356	2320	9297	
	147400	392193	899238	2421111	
FELT CLOTH N O P 318 DENMARK 400 U STATES	LB		573 609	1123 1642	3285
			1182	2765	
OVERCOATINGS 100 U KINGDOM 305 AUSTRIA 306 BELGIUM 327 FRANCE 335 GERMANY W 344 ITALY 347 JAPAN 354 NETHRLNDS 376 SWITZRLNO 389 IRELAND 400 U STATES	LB 212061 587 929 320	309690 1595 4534 2121	1403036 587 2010 3024 231 400393 48 4302 221 81 5446	2639587 1595 9338 14517 708 473849 283 13422 823 162 10562	3286
	100283	108027	756584	686355	
	187	594	590	1809	
	121	448	57	369	
	605	612	15900	41130	
	315093	427621	1819379	3164846	
TWEEDS 100 U KINGDOM 227 BAHAMAS 306 BELGIUM 327 FRANCE 335 GERMANY W 344 ITALY 354 NETHRLNOS 376 SWITZRLND 389 IRELAND	LB 218116 246 373 58 229	426319 411 1216 450 1257	1562714 334 2517 3271 4079 756584 590 57	3600072 825 5579 18898 7824 686355 1809 369	3287
	234406	219892	15900	41130	
	71	172			

IMPORTS INTO CANADA FOR CONSUMPTION

Articles and Countries from which Imported	MONTH OF AUGUST 1957		EIGHT MONTHS ENDED AUGUST 1957		Class Number
	Quantities	Values (\$)	Quantities	Values (\$)	
400 U STATES	14	81	8172	27076	
WORSTEDS AND SERGES	453513	649798	2354218	4389937	3288
100 U KINGDOM	707358	2071671	4795869	15024503	
227 BAHAMAS			256	1764	
234 AUSTRALIA	48	247	8287	38856	
305 AUSTRIA	61	216	1837	5855	
306 BELGIUM	2630	10415	17979	74775	
317 CZECHOS			1271	3460	
318 DENMARK	4020	7920	5659	12156	
327 FRANCE	15542	79187	88173	461695	
335 GERMANY W	4837	11247	25581	74984	
344 ITALY	135820	183275	1374163	1878397	
347 JAPAN	9184	33037	36417	114011	
354 NETHRLNDS	3602	12609	29561	90090	
360 ISRAEL			148	315	
375 SWEDEN			1739	4637	
376 SWITZRLND	3058	15714	8529	45640	
386 URUGUAY			538	1875	
389 IRELAND			5231	17346	
400 U STATES	8274	39632	51424	218070	
WOVEN FABRICS N O P WOOL	894434	2465170	6452662	18068429	3289
100 U KINGDOM	50693	80362	372464	711944	
227 BAHAMAS			160	1227	
305 AUSTRIA	73	368	333	1014	
306 BELGIUM	319	2397	1709	11102	
318 DENMARK	851	2066	2241	5587	
327 FRANCE	2289	16417	12210	74210	
335 GERMANY W	2153	8673	8407	26454	
344 ITALY	26792	33329	202532	263947	
347 JAPAN			1825	10977	
354 NETHRLNDS	119	325	1905	4335	
375 SWEDEN			17	101	
376 SWITZRLND	245	2312	3508	16876	
389 IRELAND			85	166	
400 U STATES	13390	28307	68023	190090	
LUSTRES ITALIAN LININGS	96924	174556	675419	1318030	3290
400 U STATES			525	698	
WOOL FAB 12 INS WIDE OR LESS			525	698	3291
100 U KINGDOM	173	763	1080	4100	
327 FRANCE	73	391	1378	6444	
335 GERMANY W			78	561	
376 SWITZRLND			59	324	
400 U STATES	26	223	363	1697	
WOOL FABRICS CUT PILE PLUSH	272	1377	2958	13126	3292
100 U KINGDOM	1380	3032	11303	30622	
306 BELGIUM			1650	3109	
335 GERMANY W	622	1422	4695	7576	
400 U STATES	3134	8678	9225	31023	
BILLIARD CLOTH OF WOOL FABRIC	5136	13132	26873	72330	3293
100 U KINGDOM	2698	11084	21276	82431	
MELTON CLOTH FOR TENNIS BALLS	2698	11084	21276	82431	3294
100 U KINGDOM			997	2150	
SLIPPER CLOTH FOR FOOTWEAR			997	2150	3295
FILTER PRESS CLOTH OF WOOL					3296
CARPETS AXMINSTER IN ROLLS					3301
100 U KINGDOM	90079	44322	835054	413118	
306 BELGIUM	14818	5938	109007	45144	
327 FRANCE	2011	734	30500	13280	
335 GERMANY W	2321	1067	23811	10749	
400 U STATES	3568	3081	38020	16545	
CARPETS AXMINSTER SQUARES	112797	55142	1036392	498836	3302
100 U KINGDOM	36845	15956	490807	233687	
306 BELGIUM			1499	579	
317 CZECHOS	45325	11394	78396	19078	
318 DENMARK			44	79	
327 FRANCE	108	92	3984	2869	
335 GERMANY W			1642	817	
344 ITALY			10544	4726	
375 SWEDEN			26627	12844	
400 U STATES	418	418	40417	24048	
CARPET BRUSSELS WILTON IN ROLL	82696	27860	653960	298727	3303
100 U KINGDOM	610860	334810	4208803	2248569	
306 BELGIUM	738121	351913	6039111	2779633	
318 DENMARK			5315	1170	
327 FRANCE	6015	3088	47546	21563	
335 GERMANY W	43238	27138	182964	102045	
344 ITALY	4408	1469	45625	16415	
347 JAPAN	7076	2531	55606	19662	
354 NETHRLNDS	6758	2983	17483	7517	
375 SWEDEN	1201	586	1392	723	
400 U STATES	49607	27610	277992	148518	
CARPET BRUSSELS WILTON SQUARES	1467284	752128	10881837	5345815	3304
100 U KINGDOM	21490	14353	424299	203769	

IMPORTS INTO CANADA FOR CONSUMPTION

Articles and Countries from which Imported		MONTH OF AUGUST 1957		EIGHT MONTHS ENDED AUGUST 1957		Class Number
		Quantities	Values (\$)	Quantities	Values (\$)	
	306 BELGIUM	14293	4808	121941	51961	
	318 DENMARK	2577	2171	3126	2525	
	327 FRANCE	5445	4140	23074	19091	
	335 GERMANY W	506	433	7694	4921	
	344 ITALY	12420	5563	12628	5745	
	359 NORWAY	1034	670	1034	670	
	375 SWEDEN			368	385	
	400 U STATES	7903	6431	41583	37185	
		65668	38569	635747	326252	
CARPETS INGRAIN	IN ROLLS	SQ FT				3305
	100 U KINGDOM	264	82	12528	2517	
	306 BELGIUM			10205	4948	
	400 U STATES			7714	6790	
		264	82	30447	14255	
CARPETS INGRAIN	SQUARES	SQ FT				3306
	100 U KINGDOM			20064	6275	
	215 INDIA	11117	1765	38660	7883	
	231 HONG KONG	2316	584	82309	21094	
	306 BELGIUM			8683	4566	
	313 CHINA			75672	19000	
	347 JAPAN			51799	13452	
	354 NETHRLNDS			1615	576	
	359 NORWAY			730	404	
	375 SWEDEN	563	455	563	455	
	400 U STATES	213	203	2539	2083	
		14209	3007	282634	75788	
CARPETS ORIENTAL		SQ FT				3307
	100 U KINGDOM	290	446	18982	16673	
	215 INDIA	54682	50752	713937	658515	
	216 PAKISTAN			200	125	
	231 HONG KONG	287	1048	919	3122	
	313 CHINA	1716	5031	3263	9792	
	327 FRANCE	108	490	108	490	
	328 FR AFRICA			542	896	
	335 GERMANY W			443	504	
	342 IRAN	4251	12081	19283	49700	
	344 ITALY			102	80	
	347 JAPAN	13459	7021	26679	14227	
	352 MEXICO			939	1055	
	353 MOROCCO			1325	2249	
	354 NETHRLNDS			837	535	
	372 SPAIN	244	650	484	1440	
	375 SWEDEN			2511	1206	
	376 SWITZRLND	195	525	329	926	
	379 TURKEY			156	410	
	384 P RICO			6756	13452	
	389 IRELAND			1069	4018	
	391 LEBANON			622	964	
	400 U STATES	1456	2094	18514	32774	
		76688	80138	818000	813153	
CARPETS TAPESTRY	IN ROLLS	SQ FT				3308
	306 BELGIUM			13424	6223	
	317 CZECHO S			4842	576	
	327 FRANCE	78240	29110	382117	149595	
	335 GERMANY W	22388	14666	112667	73298	
	344 ITALY			984	303	
	375 SWEDEN			1868	900	
		100628	43776	515902	230895	
CARPETS TAPESTRY	SQUARES	SQ FT				3309
	327 FRANCE			195	241	
				195	241	
MATS HEARTH RUGS	AND RUNNERS	SQ FT				3310
	100 U KINGDOM	2815	2019	28147	11009	
	215 INDIA	20162	2785	29473	4306	
	306 BELGIUM			7347	1639	
	318 DENMARK	364	322	364	322	
	327 FRANCE			563	486	
	335 GERMANY W			194	184	
	344 ITALY			1728	621	
	400 U STATES	103	80	11392	3807	
		23444	5206	79208	22374	
GLOVES MITTS AND	MITTENS WOOL	OZ PR				3320
	100 U KINGDOM	1024	9124	1623	15310	
	224 JAMAICA	4270	13726	4543	14683	
	231 HONG KONG	19538	57635	78609	220870	
	305 AUSTRIA	30	442	32	494	
	306 BELGIUM	38	232	38	232	
	318 DENMARK			8	210	
	327 FRANCE			97	1123	
	335 GERMANY W	75	848	227	2147	
	344 ITALY	202	2059	20804	81529	
	347 JAPAN	4004	17913	169759	519570	
	359 NORWAY	53077	165001		222	
	376 SWITZRLND			21	222	
	400 U STATES	148	1825	523	6257	
		2497	21801	6307	41135	
		84903	290606	282591	903782	
SHAWLS WOOL KNITTED OR WOVEN		LB				3321
	100 U KINGDOM	1122	4224	10528	34913	
	305 AUSTRIA			5	57	
	306 BELGIUM	27	186	553	1666	
	317 CZECHO S			32	120	
	335 GERMANY W	19	83	60	279	
	344 ITALY	53	420	53	420	
	347 JAPAN			670	1128	
	354 NETHRLNDS			38	151	
	376 SWITZRLND	20	130	20	130	

IMPORTS INTO CANADA FOR CONSUMPTION

Articles and Countries from which Imported	MONTH OF AUGUST 1957		EIGHT MONTHS ENDED AUGUST 1957		Class Number
	Quantities	Values (\$)	Quantities	Values (\$)	
400 U STATES	11	55	126	653	
	1252	5098	12085	39517	
SOCKS AND STOCKINGS WOOL	OZ PR				3322
100 U KINGDOM	44588	230407	155398	872402	
327 FRANCE			8	63	
335 GERMANY W			48	229	
344 ITALY	20	156	84	552	
347 JAPAN	290	1114	494	2290	
354 NETHRLNDS			235	1091	
359 NORWAY	42	367	157	1325	
400 U STATES	72	409	552	3573	
	45012	232453	156976	881525	
UNDERWEAR WOOL KNITTED	LB				3323
100 U KINGDOM	33935	108359	55250	186067	
327 FRANCE	98	494	98	494	
376 SWITZRLND	292	2081	329	2515	
400 U STATES	1552	5469	3382	12198	
	35877	116403	59059	201274	
CLTHNG WVN WOOL WOMENS CHLDRNS	LB				3324
100 U KINGDOM	18768	147853	89208	725429	
215 INDIA			22	404	
231 HONG KONG			286	410	
304 ARGENTINA			10	204	
305 AUSTRIA	125	1652	710	8565	
306 BELGIUM	1734	7872	10104	37459	
317 CZECHO S	829	6072	6440	36122	
318 DENMARK			14	422	
327 FRANCE	1723	32611	3370	70515	
335 GERMANY W	7814	25803	10810	38641	
336 GREECE			60	370	
344 ITALY	784	7712	2546	22754	
347 JAPAN	2220	8020	11008	42851	
352 MEXICO			92	231	
354 NETHRLNDS	72	1800	2562	15772	
360 ISRAEL			43	252	
365 POLAND			1242	2459	
375 SWEDEN	249	6091	1082	18964	
376 SWITZRLND	2727	27513	12088	116238	
389 IRELAND	203	2039	440	4809	
400 U STATES	10878	103931	33063	351565	
	48126	378969	185200	1494436	
CLOTHING NOP WOVEN W DOL FABRIC	LB				3325
100 U KINGDOM	8954	45771	25845	181610	
231 HONG KONG	5	68	108	818	
234 AUSTRALIA			60	601	
304 ARGENTINA			881	2657	
305 AUSTRIA			12	74	
306 BELGIUM	1768	5676	8211	29707	
317 CZECHO S	524	1700	1826	7793	
318 DENMARK			10	55	
327 FRANCE	345	3121	2159	16948	
335 GERMANY W	924	5076	3923	22011	
344 ITALY	12	441	633	5162	
347 JAPAN	165	403	590	2417	
354 NETHRLNDS	156	609	156	609	
375 SWEDEN			36	508	
376 SWITZRLND	127	813	384	3136	
389 IRELAND			21	278	
400 U STATES	3628	18593	15032	60640	
	16608	82271	59887	335024	
CLTHG WVN WOOL OUTER MENS BOYS	LB				3326
100 U KINGDOM	15117	114751	97660	786105	
231 HONG KONG			19	254	
306 BELGIUM	1180	6061	2329	10270	
327 FRANCE			16	102	
335 GERMANY W	734	5084	7500	37704	
344 ITALY			348	1851	
347 JAPAN	380	1385	3314	6420	
354 NETHRLNDS	40	163	49	223	
359 NORWAY			200	360	
360 ISRAEL	12	110	280	963	
375 SWEDEN	6	134	151	801	
376 SWITZRLND	69	300	112	827	
389 IRELAND	6	58	6	58	
400 U STATES	1265	7608	15359	67833	
	18809	135654	127343	913771	
CLTHG NOP WOOL KNIT INFTS CHLD	LB				3327
100 U KINGDOM	20828	96022	66855	318324	
305 AUSTRIA	103	644	122	945	
306 BELGIUM	917	7663	4606	28776	
327 FRANCE	28	256	72	426	
335 GERMANY W	120	505	938	4010	
344 ITALY	177	1094	1352	6226	
347 JAPAN	547	2893	4986	16605	
354 NETHRLNDS	1054	7063	1479	8922	
376 SWITZRLND	380	2924	616	4170	
400 U STATES	653	3543	3525	14941	
	24807	122607	84551	403345	
CLTHG NOP WOOL KNIT WOMNS GRLS	LB				3328
100 U KINGDOM	85227	615963	347968	2629926	
231 HONG KONG			85	378	
234 AUSTRALIA			11	54	
305 AUSTRIA	2848	34886	22698	273076	
306 BELGIUM	873	4251	2345	10940	
318 DENMARK	5	51	134	1720	
327 FRANCE	626	8732	1908	19232	

IMPORTS INTO CANADA FOR CONSUMPTION

Articles and Countries from which Imported	MONTH OF AUGUST 1957		EIGHT MONTHS ENDED AUGUST 1957		Class Number
	Quantities	Values (\$)	Quantities	Values (\$)	
335 GERMANY W	1035	6977	3170	22329	
344 ITALY	3560	23525	16681	161642	
347 JAPAN	5997	25677	26726	104597	
354 NETHRLNDS			153	654	
359 NORWAY	36	319	631	3158	
360 ISRAEL			77	388	
375 SWEDEN			138	3421	
376 SWITZRLND	957	8506	3440	32454	
389 IRELAND	87	259	91	309	
400 U STATES	6868	43497	23757	140914	
	108119	772643	450013	3405192	
CLTHG NOP WOOL KNIT MENS BOYS	LB				3329
100 U KINGDOM	26181	142832	75942	477617	
305 AUSTRIA	408	4741	642	6596	
306 BELGIUM	1060	3329	1069	3449	
318 DENMARK	20	212	78	414	
327 FRANCE	194	865	289	1414	
335 GERMANY W	817	3026	1130	5265	
344 ITALY	1531	11501	7917	36305	
347 JAPAN	4347	16496	7321	25388	
354 NETHRLNDS			98	393	
359 NORWAY	667	1532	2449	4525	
375 SWEDEN			51	726	
376 SWITZRLND	480	3727	1186	8947	
389 IRELAND	48	261	438	2504	
400 U STATES	808	4100	3687	18935	
	36561	192622	102297	592478	
BELTING OF CAMELS HAIR	LB				3341
100 U KINGDOM			1441	3249	
			1441	3249	
BLANKETS N O P WOOL	LB				3342
100 U KINGDOM	35811	49532	345898	521173	
234 AUSTRALIA			24	63	
306 BELGIUM	788	1502	5340	5625	
318 DENMARK			570	584	
335 GERMANY W	388	922	516	1172	
344 ITALY	38	76	2916	3850	
347 JAPAN			1251	845	
352 MEXICO			321	263	
354 NETHRLNDS	2792	4620	7752	13271	
400 U STATES	7578	10379	42021	58999	
	47395	67031	406609	605845	
FELT PRESSED	LB				3343
100 U KINGDOM	1300	2640	11391	25492	
335 GERMANY W	970	2013	8735	13332	
400 U STATES	2803	6967	39626	60038	
	5073	11620	59752	98862	
RUGS RAILWAY STEAMER AND AUTO	LB				3344
100 U KINGDOM	9198	14371	37167	80832	
306 BELGIUM			1354	328	
318 DENMARK			355	928	
335 GERMANY W			448	1925	
344 ITALY	33987	21410	236882	132155	
354 NETHRLNDS			51	123	
400 U STATES			184	400	
	43185	35781	276441	216691	
WOOL MANUFACTURES N O P	LB				3345
100 U KINGDOM	962	3571	13804	44108	
305 AUSTRIA			110	429	
306 BELGIUM			5982	10433	
327 FRANCE	25	115	136	1226	
335 GERMANY W	532	1480	4812	8779	
344 ITALY	272	497	435	1093	
347 JAPAN	120	86	448	606	
354 NETHRLNDS			399	545	
365 POLAND			253	275	
375 SWEDEN			45	70	
376 SWITZRLND	101	536	523	1289	
400 U STATES	17757	35037	109273	229482	
	19769	41322	136220	298335	
YARN SYNTHETIC ACETATE SINGLES	LB				3360
100 U KINGDOM			26137	15328	
335 GERMANY W	1320	1488	15279	17048	
400 U STATES	149	398	7380	9658	
	1469	1886	48796	42034	
YARNS SYNTHETIC SINGLES N O P	LB				3361
100 U KINGDOM	1000	875	21237	16459	
335 GERMANY W			14965	16339	
376 SWITZRLND			1000	532	
400 U STATES	438	463	116918	90381	
	1438	1338	154120	123711	
YARNS THREADS SYNTHETIC N O P	LB				3362
100 U KINGDOM	8883	13052	83911	109729	
327 FRANCE	700	2501	15350	36119	
335 GERMANY W	4977	8208	38797	52144	
344 ITALY	486	225	520	306	
347 JAPAN			3000	1396	
354 NETHRLNDS	3509	2807	12552	10392	
376 SWITZRLND			6181	5989	
400 U STATES	294928	315217	1718860	1950672	
	313483	342010	1879171	2166747	
YARN SYNTHETIC FOR PILE FABRIC	LB				3363
100 U KINGDOM			4019	2258	
			4019	2258	
YARNS SYNTHETIC ACETATE TWIST	LB				3364
100 U KINGDOM			1720	2194	

IMPORTS INTO CANADA FOR CONSUMPTION

Articles and Countries from which Imported	MONTH OF AUGUST 1957		EIGHT MONTHS ENDED AUGUST 1957		Class Number
	Quantities	Values (\$)	Quantities	Values (\$)	
400 U STATES	16607	24052	177555	206333	
STAPLE FIBRES SYNTHETIC	16607	24052	179275	208527	
LB					
100 U KINGDOM	47175	16124	630619	216764	3365
305 AUSTRIA	30493	8039	92659	24143	
327 FRANCE			481	479	
335 GERMANY W	13001	4989	500263	184622	
344 ITALY	1973	609	237807	67566	
376 SWITZRLND			1722	424	
400 U STATES	866090	786073	5444373	5033935	
TOPS OF SYNTHETIC FIBRES	958732	815834	6907924	5527933	
LB					
100 U KINGDOM	26283	11893	229447	101253	3366
335 GERMANY W	36043	23876	266629	161369	
400 U STATES	34852	39964	263873	307917	
WASTE SHORT FIBRE SYNTHETIC	97178	75733	759949	570539	
LB					
100 U KINGDOM			32394	15175	3367
327 FRANCE			100	84	
400 U STATES	95626	53290	951226	565938	
YARNS FROM POLYAMIDES NYLON	95626	53290	983720	581197	
LB					
100 U KINGDOM	32	103	1284	6204	3368
335 GERMANY W			34	64	
354 NETHRLNDS			4468	21337	
400 U STATES	21893	62195	191462	537915	
YARN SYNTHETIC FOR TIRE FABRIC	21925	62298	197248	565520	
LB					
316 CUBA	60607	31379	1767497	899632	3369
400 U STATES			364466	206744	
KNITTED FABRIC SYNTHETIC FIBRE	60607	31379	2131963	1106376	
LB					
100 U KINGDOM	1401	3213	73194	76053	3371
305 AUSTRIA			75	312	
327 FRANCE			58	321	
335 GERMANY W	35	94	249	558	
344 ITALY			194	97	
376 SWITZRLND	129	341	925	2610	
400 U STATES	61554	186093	264326	799211	
FABRICS SYNTHETIC FIBRE N O P	63119	189741	339021	879162	
LB					
100 U KINGDOM	58479	90255	354939	531325	3372
231 HONG KONG	120	285	2226	5179	
305 AUSTRIA	8931	12842	15045	23037	
306 BELGIUM	2356	3924	30941	45098	
317 CZECHO S			9484	15997	
327 FRANCE	5708	25648	25737	109839	
335 GERMANY W	127179	178419	641025	1006378	
344 ITALY	41980	57239	258956	347043	
347 JAPAN	25778	35296	150485	188248	
354 NETHRLNDS	28005	43160	163840	243372	
360 ISRAEL	343	975	604	1680	
372 SPAIN			2229	5926	
375 SWEDEN			1672	4830	
376 SWITZRLND	5154	24654	17400	78502	
392 SYRIA			60	149	
400 U STATES	835980	1878813	5329179	12398318	
RIBBONS OF SYNTHETIC FIBRES	1140013	2351510	7003722	15002207	
LB					
100 U KINGDOM	666	2458	5077	17689	3373
306 BELGIUM			187	415	
317 CZECHO S	297	1048	4737	6704	
327 FRANCE	1802	8795	14708	56451	
335 GERMANY W	341	1349	3192	10919	
347 JAPAN	816	1587	33729	41537	
354 NETHRLNDS			200	935	
375 SWEDEN			17	196	
376 SWITZRLND	2874	11849	17211	57172	
400 U STATES	45094	87039	292783	595550	
STOCKINGS NYLON WOMENS	51890	114125	371841	787568	
DZ PR					
100 U KINGDOM	36464	178394	345363	1686044	3376
327 FRANCE	35	316	977	9794	
335 GERMANY W	64	485	736	4861	
344 ITALY			11702	50351	
347 JAPAN	950	3402	1488	5349	
354 NETHRLNDS			234	1440	
372 SPAIN	800	3302	800	3302	
389 IRELAND			2440	11058	
400 U STATES	19196	98454	105521	634021	
STOCKINGS SYNTHETIC MENS BOYS	57509	284353	469261	2406220	
DZ PR					
100 U KINGDOM	796	4945	6753	41840	3378
327 FRANCE	168	1257	1737	13198	
335 GERMANY W			20	129	
344 ITALY	12	98	200	1367	
347 JAPAN	25	124	25	124	
376 SWITZRLND	20	186	832	7618	
400 U STATES	5929	25677	66817	275761	
STOCKINGS SYNTHETIC FIBRE NOP	6950	32287	76384	340037	
DZ PR					
100 U KINGDOM	5207	15751	27350	62207	3379
335 GERMANY W	115	717	1050	7067	
347 JAPAN	332	1384	332	1384	
400 U STATES	5673	20324	56737	208998	
	11327	38176	85469	279656	

IMPORTS INTO CANADA FOR CONSUMPTION

Articles and Countries from which Imported	MONTH OF AUGUST 1957		EIGHT MONTHS ENDED AUGUST 1957		Class Number
	Quantities	Values (\$)	Quantities	Values (\$)	
GLOVES OF SYNTHETIC FIBRES	DZ PR				3380
100 U KINGDOM	11	160	941	9002	
231 HONG KONG	4917	20844	80957	266142	
232 MALTA	196	1534	502	4293	
305 AUSTRIA			18	107	
317 CZECHO S			575	2081	
327 FRANCE	23	558	248	2371	
335 GERMANY W	2226	16253	23194	126619	
344 ITALY	241	1249	7879	41130	
347 JAPAN	7517	23189	155921	440972	
400 U STATES	1572	16549	9146	100604	
	16703	80336	279381	993321	
CLOTHING NOP WOVEN SYNTH FIBRE	02				3383
100 U KINGDOM	20576	10847	208275	95293	
215 INDIA			1312	1632	
231 HONG KONG	182375	15678	844599	71597	
305 AUSTRIA	651	374	7321	4109	
306 BELGIUM	2112	1671	3779	3514	
327 FRANCE	42591	16670	116079	54269	
335 GERMANY W	121296	15950	265495	35932	
336 GREECE			736	219	
344 ITALY	36110	26073	170408	116330	
347 JAPAN	1456757	105464	7616174	549006	
352 MEXICO			736	196	
354 NETHRLNDS	8879	2035	9523	2230	
359 NORWAY			416	411	
360 ISRAEL			162603	37989	
375 SWEDEN			544	388	
376 SWITZRLND	7421	4031	33890	23469	
393 TAIWAN			1472	492	
400 U STATES	684212	180354	4703993	1257882	
	2562980	379147	14147355	2254958	
DRESSES WVN SYNT WOMENS CHLDNS	NO				3384
100 U KINGDOM	223	10159	889	26290	
207 UN SO AFR	17	1372	20	1541	
231 HONG KONG	48	161	1460	1942	
306 BELGIUM			50	966	
327 FRANCE	147	7992	274	15493	
335 GERMANY W	42	1684	58	1802	
336 GREECE			14	545	
344 ITALY			26	363	
347 JAPAN	36	162	588	1124	
354 NETHRLNDS	30	458	69	1116	
367 AZORES			24	61	
375 SWEDEN	2	197	2	197	
376 SWITZRLND	152	7299	318	14827	
400 U STATES	27978	194885	152309	951645	
	28675	224369	156101	1017912	
UNDERWEAR KNITTED SYNTHETIC	LB				3385
100 U KINGDOM	11039	23598	36957	90865	
231 HONG KONG	108	495	211	604	
327 FRANCE			46	323	
335 GERMANY W	178	586	673	1851	
347 JAPAN			1611	3096	
376 SWITZRLND			30	363	
400 U STATES	2375	8634	26690	96085	
	13700	33313	66218	193187	
CLTHG SYNT FIB KNIT INFTS CHLD	LB				3386
100 U KINGDOM	1727	4163	7004	19050	
335 GERMANY W			41	186	
347 JAPAN			3552	2822	
400 U STATES	2841	14024	10357	45309	
	4568	18187	20954	67367	
CLTHG SYNT FIB KNIT WOMNS GRLS	LB				3387
100 U KINGDOM	5022	17155	9971	50718	
305 AUSTRIA			16	160	
306 BELGIUM			150	502	
327 FRANCE	7	171	239	1985	
335 GERMANY W	4	87	193	804	
344 ITALY	2	368	460	3707	
347 JAPAN	849	901	5901	6810	
354 NETHRLNDS			253	696	
376 SWITZRLND	8	53	138	1477	
400 U STATES	20081	91505	80719	359238	
	25973	110240	98040	426097	
CLTHG SYNTH FIB KNIT MENS BOYS	LB				3388
100 U KINGDOM	1100	4323	4699	12377	
231 HONG KONG			115	145	
327 FRANCE			10	120	
335 GERMANY W			126	463	
344 ITALY			26	104	
347 JAPAN	662	573	8988	8344	
376 SWITZRLND	26	90	26	90	
400 U STATES	6231	15763	22377	69933	
	8019	20749	36367	91576	
CURTAINS OF SYNTHETIC FIBRE	02				3390
100 U KINGDOM	12969	1859	101200	12957	
376 SWITZRLND	256	120	1324	708	
400 U STATES	632353	113696	4972969	879322	
	652578	115675	5075493	892987	
HANDKERCHIEFS SYNTHETIC FIBRE	02				3391
100 U KINGDOM			752	91	
231 HONG KONG			1150	131	
327 FRANCE			212	155	
347 JAPAN	6912	273	138558	10870	
376 SWITZRLND	403	469	3714	3468	

IMPORTS INTO CANADA FOR CONSUMPTION

Articles and Countries from which Imported	MONTH OF AUGUST 1957		EIGHT MONTHS ENDED AUGUST 1957		Class Number
	Quantities	Values (\$)	Quantities	Values (\$)	
400 U STATES	2880	390	8540	2212	
SYNTHETIC FIBRE MANUFACTRS NOP	10195	1132	152926	16927	3392
100 U KINGDOM	390228	30516	3297640	282763	
215 INDIA			3364	767	
231 HONG KONG	1590	295	10661	1389	
305 AUSTRIA	866	380	3002	751	
306 BELGIUM			18330	1656	
317 CZECHOS			8912	982	
327 FRANCE	9858	3451	139752	33345	
335 GERMANY W	8671	1451	138179	24686	
344 ITALY	183379	11293	1266049	72437	
347 JAPAN	699241	38045	3925593	237606	
354 NETHRLNDS	11796	974	74422	7669	
359 NORWAY			59	65	
375 SWEDEN	2380	1496	18410	7621	
376 SWITZRLND	2812	1366	32465	14210	
390 GERMANY E			1379	275	
400 U STATES	4685493	453071	28690314	2902364	
SYNTH FIBRE FOR ELEC APPARATUS	5996314	542338	37628531	3588586	3393
100 U KINGDOM			27536	3904	
400 U STATES	83281	14969	429506	84648	
HAIR CLOTH	83281	14969	457042	88552	3401
100 U KINGDOM		3078		34647	
400 U STATES		4121		8291	
KAPOK		7199		42938	3411
321 ECUADOR			5	165	
354 NETHRLNDS	88	2867	88	2867	
355 INDONESIA			1743	58504	
371 THAILAND	223	5965	669	18916	
400 U STATES	127	4080	1132	38797	
MANILA FIBRE	438	12912	3637	119249	3412
100 U KINGDOM			497	11094	
337 GUATEMALA			3750	77987	
361 PANAMA	300	6124	3300	73439	
364 PHIL	4398	76657	21837	393750	
400 U STATES	1377	34309	16831	378871	
SISAL ISTLE TAMPICO FIBRE	6075	117090	46215	935141	3413
100 U KINGDOM			3952	36289	
203 B E AFR	1233	8127	7092	50640	
215 INDIA			400	2946	
306 BELGIUM	58	1750	300	4181	
309 BRAZIL	30326	234543	164871	1243551	
320 DOM REP	6777	45600	9585	67051	
338 HAITI	14328	104948	90895	695450	
352 MEXICO	8976	61078	48505	362005	
394 PORT E AF			2016	17230	
400 U STATES	14126	115100	152912	1282557	
VEGETABLE FIBRE N O P	75826	571146	480528	3761900	3414
100 U KINGDOM	61	1461	126	2613	
212 S LEONE			66	926	
215 INOIA			291	2561	
221 B GUIANA			22	135	
231 HONG KONG			25	943	
309 BRAZIL	387	2390	688	4403	
333 MADAGASCAR			31	735	
352 MEXICO			691	5136	
353 MOROCCO			219	1852	
400 U STATES	640	5740	3153	34831	
BALER TWINE	1088	9591	5312	54135	3420
100 U KINGDOM	1049	14174	29010	407248	
306 BELGIUM			11002	141095	
318 DENMARK	721	9375	11280	149403	
335 GERMANY W			790	12048	
352 MEXICO	1276	20647	23720	301231	
354 NETHRLNDS			12352	171013	
366 PORTUGAL	280	3318	7688	92169	
389 IRELAND			240	3293	
400 U STATES	32	511	15082	247632	
GRASSES SEAWEED MOSSES BAGASSE	3358	48025	111164	1525132	3421
100 U KINGDOM		2765		16458	
215 INDIA				110	
231 HONG KONG		356		1686	
327 FRANCE		160		160	
335 GERMANY W				290	
344 ITALY		450		3948	
347 JAPAN		301		7694	
352 MEXICO				90	
354 NETHRLNDS				1346	
359 NORWAY				3364	
383 HAWAII				625	
400 U STATES		5840		56100	
BINDER TWINE		9872		91871	3422
100 U KINGDOM			2775	40894	
306 BELGIUM	890	11341	4121	52859	
318 DENMARK	1000	12206	6440	81670	
335 GERMANY W	1196	15758	3071	39300	

IMPORTS INTO CANADA FOR CONSUMPTION

Articles and Countries from which Imported	MONTH OF AUGUST 1957		EIGHT MONTHS ENDED AUGUST 1957		Class Number
	Quantities	Values (\$)	Quantities	Values (\$)	
352 MEXICO	94	1631	1149	17847	
354 NETHRLNDS			11442	162346	
366 PORTUGAL			1094	14104	
400 U STATES	5	82	269	4709	
COIR AND COIR YARN	3185	41018	30361	413729	
	CWT				3423
100 U KINGDOM			4	59	
215 INDIA	733	6802	4336	40049	
217 CEYLON			136	1913	
400 U STATES			11	144	
	733	6802	4487	42165	
MATS RUGS N O P OF COCOA FIBRE	50 YD				3424
100 U KINGDOM	663	467	663	467	
203 B E AFR			558	1427	
215 INDIA	10716	5664	73766	37144	
335 GERMANY W	53	313	460	942	
354 NETHRLNDS	318	285	6331	5796	
400 U STATES			633	713	
	11750	6729	82411	46489	
STRAW OR PAPER CARPETING RUGS					3425
100 U KINGDOM				188	
223 BARBADOS				176	
228 LEEW WIND				110	
231 HONG KONG		325		3544	
347 JAPAN		152		25521	
354 NETHRLNDS				78	
383 HAWAII				191	
400 U STATES		2131		42062	
		2608		71870	
VEGETABLE FIBRES FOR BRUSHES	CWT				3428
100 U KINGDOM	121	3821	654	23525	
215 INDIA	38	577	1095	5972	
231 HONG KONG			55	1645	
304 ARGENTINA			10	2082	
306 BELGIUM	139	7458	1446	37896	
352 MEXICO	687	33146	2059	105839	
354 NETHRLNDS	50	749	103	1751	
400 U STATES	649	30209	3729	163689	
	1684	75960	9151	342399	
MATS CUT PILE OF COCOA FIBRE	SQ FT				3429
100 U KINGDOM	4450	992	5646	1334	
215 INDIA	121671	17730	567536	87045	
354 NETHRLNDS	540	230	2558	1054	
	126661	18952	575740	89433	
WASTE FOR FURTHER PREPARATION	CWT				3451
100 U KINGDOM	707	25885	11493	329170	
203 B E AFR	1232	8388	2240	15388	
215 INDIA	337	3225	3870	30472	
216 PAKISTAN			814	7593	
224 JAMAICA			1813	2031	
234 AUSTRALIA			166	6847	
236 NEW ZEAL			350	20246	
304 ARGENTINA			726	6383	
306 BELGIUM	784	2948	1996	7491	
309 BRAZIL			3387	29483	
327 FRANCE			1	162	
335 GERMANY W			668	2355	
338 HAITI	4429	30506	4429	30506	
344 ITALY			1545	13489	
352 MEXICO	305	724	1778	9880	
354 NETHRLNDS			943	9176	
375 SWEDEN			130	2171	
383 HAWAII			898	984	
384 P RICO			360	4028	
386 URUGUAY			82	8247	
400 U STATES	28458	249353	252405	2370951	
	36252	321029	290094	2907053	
WASTE FOR WIPING RAGS N O P	CWT				3452
100 U KINGDOM	551	11991	7711	197838	
234 AUSTRALIA			23	1098	
304 ARGENTINA	214	7113	265	8764	
306 BELGIUM	929	14292	2369	41936	
327 FRANCE			257	17734	
335 GERMANY W	210	2875	368	5648	
344 ITALY			784	12301	
347 JAPAN			650	7922	
354 NETHRLNDS	435	6163	1128	16288	
375 SWEDEN			1485	35245	
400 U STATES	38994	262722	268653	2133991	
	41333	305156	283693	2478765	
WASTE GARNETTED READY FOR USE	LB				3453
100 U KINGDOM	1009	1537	24596	9297	
327 FRANCE			4995	7231	
335 GERMANY W			4035	661	
347 JAPAN			18000	2082	
400 U STATES	127079	16399	1090986	168487	
	128088	17936	1142612	187758	
BATTS BATTING WADDING N O P	LB				3454
100 U KINGDOM			112	58	
400 U STATES	26688	12558	96167	47964	
	26688	12558	96279	48022	
FISH NETS NETTINGS COMMERCIAL	LB				3460
100 U KINGDOM	44799	52660	465007	689555	
318 DENMARK	656	3747	3963	8998	
335 GERMANY W			2236	2642	
347 JAPAN	35664	37281	442442	593411	

IMPORTS INTO CANADA FOR CONSUMPTION

Articles and Countries from which Imported	MONTH OF AUGUST 1957		EIGHT MONTHS ENDED AUGUST 1957		Class Number
	Quantities	Values (\$)	Quantities	Values (\$)	
354 NETHRLNDS	6795	3987	56845	52945	
359 NORWAY			4615	4692	
400 U STATES	16017	22583	71819	140229	
	103931	120258	1046927	1492472	
FISHING LINES COMMERCIAL	LB				3461
100 U KINGDOM	30494	15933	264678	199753	
318 DENMARK			584	2398	
335 GERMANY W	385	1178	19094	21576	
347 JAPAN			11747	16687	
354 NETHRLNDS	2000	600	18900	7268	
359 NORWAY	34	51	8468	5585	
389 IRELAND			237	659	
400 U STATES	19869	26946	253915	283421	
	52782	44708	577623	537347	
CORDAGE MANILA OVER 1 IN CIRC	LB				3463
100 U KINGDOM	69380	22545	1234347	306386	
318 DENMARK			31288	8213	
335 GERMANY W			327	189	
352 MEXICO			55233	7631	
364 PHIL			58223	10531	
366 PORTUGAL	7399	915	9551	1154	
400 U STATES	11042	2940	30916	12155	
	87821	26400	1419885	346259	
CORDAGE COMMERCIAL FISH NET	LB				3464
100 U KINGDOM	34821	8393	934898	231424	
306 BELGIUM			137250	32672	
318 DENMARK			180859	38394	
335 GERMANY W	11596	2237	18865	3845	
347 JAPAN	1400	2815	7217	11565	
352 MEXICO			66790	10180	
354 NETHRLNDS	928	313	156475	29938	
364 PHIL			94764	18427	
389 IRELAND			22972	5897	
400 U STATES	6210	3980	19503	20125	
	54955	17738	1639593	402467	
CORDAGE OVER 1 INCH NOP	LB				3465
100 U KINGDOM	58334	17071	358426	108014	
220 BERMUDA			5411	271	
359 NORWAY			7329	1919	
400 U STATES	3930	3677	66479	27345	
	62264	20748	437645	137549	
COTTON FABRIC RUBBERIZED	LB				3472
100 U KINGDOM			5529	2238	
335 GERMANY W			82	95	
347 JAPAN			5684	1196	
400 U STATES	63839	33466	225443	151867	
	63839	33466	236738	155396	
COTTON WINDOW SHADE CLOTH	LB				3473
100 U KINGDOM			1434	1012	
400 U STATES	2214	3315	30701	41984	
	2214	3315	32135	42996	
COTTON FABRICS COATED M O P	LB				3474
100 U KINGDOM	22012	29648	296337	246320	
306 BELGIUM	1986	2327	2601	3203	
327 FRANCE	267	259	426	628	
335 GERMANY W	1928	5121	5976	9268	
347 JAPAN			821	191	
354 NETHRLNDS			2676	1434	
400 U STATES	338672	308014	3047948	2929418	
	364865	345369	3356785	3190462	
ARTISTS CANVAS COATED PREPARED					3475
100 U KINGDOM				1132	
306 BELGIUM		50		732	
354 NETHRLNDS				235	
400 U STATES		5913		29482	
		5963		31581	
CANVAS FLAX FOR TENTS AWNINGS	LB				3476
100 U KINGDOM	7912	4703	45526	29151	
327 FRANCE			3219	1635	
400 U STATES	176	116	765	918	
	8088	4819	49510	31704	
FABRICS JUTE COATED	LB				3478
100 U KINGDOM			12386	4242	
354 NETHRLNDS			8695	2572	
400 U STATES	13025	3048	82023	24315	
	13025	3048	103104	31129	
FABRICS VEG FIBRE COATED	LB				3479
100 U KINGDOM	42273	11792	256397	106746	
306 BELGIUM			2004	2560	
327 FRANCE			4743	3410	
335 GERMANY W	86	250	4141	3181	
347 JAPAN	111080	19479	419122	70762	
400 U STATES	31743	35252	176302	184321	
	185182	66773	862709	370980	
FABRICS FOR BRATTICE CLOTH	LB				3480
100 U KINGDOM			99651	19480	
400 U STATES	376	83	4463	1330	
	376	83	104114	20810	
FABRICS SILK COATED	LB				3481
100 U KINGDOM	15	62	47	157	
400 U STATES	1232	6876	6074	33453	
	1247	6938	6121	33610	
FABRICS WOOL COATED	LB				3483
100 U KINGDOM	86	171	10184	5493	
305 AUSTRIA			836	2469	
306 BELGIUM	10398	13984	22121	32744	

IMPORTS INTO CANADA FOR CONSUMPTION

Articles and Countries from which Imported	MONTH OF AUGUST 1957		EIGHT MONTHS ENDED AUGUST 1957		Class Number	
	Quantities	Values (\$)	Quantities	Values (\$)		
335 GERMANY W	6579	14890	40013	79122		
400 U STATES	1846	3337	26152	26956		
FABRICS SYNTHETIC FIBRE COATED	18909	32382	99306	146784	3484	
100 U KINGDOM	2141	1215	3633	2766		
306 BELGIUM	71470	67235	435950	427701		
327 FRANCE			10790	20555		
335 GERMANY W			209	389		
347 JAPAN			8000	1731		
400 U STATES	181149	260036	1410610	2064027		
OILCLOTH FLOOR LINOLEUM	254760	328486	1869192	2517169	3485	
100 U KINGDOM	2500007	335899	20993994	2691976		
400 U STATES	1054540	178927	7159216	1239000		
OILCLOTH CARRIAGE SHELF TABLE	3554547	514826	28153210	3930976	3486	
100 U KINGDOM	10103	6482	79804	53703		
335 GERMANY W			1845	1058		
344 ITALY			180	401		
347 JAPAN			4218	1924		
400 U STATES	54277	40923	366702	285060		
	64380	47405	452749	342146		
TYPEWRITER RIBBONS					3487	
100 U KINGDOM	667	1696	5153	13042		
305 AUSTRIA	598	749	2488	3890		
400 U STATES	113	1245	3674	26815		
FABRICS COTTON TO COVER RUBBER	1378	3690	11315	43747	3488	
100 U KINGDOM	5048	5535	53113	65346		
400 U STATES	628	839	9457	12918		
CORD TIRE FABRICS SYNTH FIBRE	5676	6374	62570	78264	3489	
400 U STATES	16311	21547	237248	351323		
	16311	21547	237248	351323		
LACE EMBROIDERIES					3501	
80BBINET NOP						
100 U KINGDOM	3048	17231	22246	133765		
215 INDIA	67	138	359	1606		
231 HONG KONG	45	210	427	2163		
305 AUSTRIA	332	2605	956	7014		
306 BELGIUM	26	51	392	2715		
327 FRANCE	3405	43517	35396	367507		
335 GERMANY W	126	1098	1148	7022		
344 ITALY	232	540	526	2645		
347 JAPAN	5330	10839	14995	35759		
354 NETHRLNDS	137	662	155	809		
367 AZORES			195	879		
376 SWITZRLND	59	1509	1959	20126		
400 U STATES	27952	132570	200151	995769		
	40759	210970	278905	1577779		
CORSETS GIRDLES BRASSIERES						3510
100 U KINGDOM		81		1634		
224 JAMAICA				143		
225 TRINIDAD				6455		
231 HONG KONG		658		658		
335 GERMANY W		325		1006		
347 JAPAN		7843		116679		
354 NETHRLNDS				275		
400 U STATES		108506		788096		
		117413		914946		
BRACES OR SUSPENDERS AND PARTS					3511	
100 U KINGDOM		1659		6819		
327 FRANCE		108		197		
335 GERMANY W		7438		39432		
344 ITALY		113		228		
354 NETHRLNDS		548		1397		
400 U STATES		3149		50189		
		13015		98262		
CHURCH VESTMENTS ANY MATERIAL					3512	
100 U KINGDOM		1636		11122		
306 BELGIUM				695		
327 FRANCE		7283		71270		
335 GERMANY W				598		
344 ITALY		874		1161		
347 JAPAN		165		165		
360 ISRAEL		979		979		
376 SWITZRLND		530		1727		
400 U STATES		5551		45729		
		17018		133446		
GARMENTS KNITTED N O P					3514	
100 U KINGDOM	88	1369	536	5471		
305 AUSTRIA			10	180		
335 GERMANY W			465	1779		
344 ITALY	17	744	77	2384		
347 JAPAN			640	687		
400 U STATES	153	432	1145	4012		
	258	2545	2873	14513		
GLOVES MITTS AND WITTENS N O P					3515	
100 U KINGDOM	DZ PR	58	746	1465		
335 GERMANY W				103		
344 ITALY				885		
347 JAPAN				10843		
400 U STATES				12072		
				77060		
BERETS OF WOOL KNITTED FULLED					3516	
100 U KINGDOM	DOZ	2162	15139	10441		
327 FRANCE		165	722	1460		
344 ITALY		25	212	46		

IMPORTS INTO CANADA FOR CONSUMPTION

Articles and Countries from which Imported	MONTH OF AUGUST 1957		EIGHT MONTHS ENDED AUGUST 1957		Class Number
	Quantities	Values (\$)	Quantities	Values (\$)	
400 U STATES			48	333	
CAPS BONNETS BERETS N O P	2352	16073	11995	63861	3517
100 U KINGDOM	2610	18546	27482	167752	
305 AUSTRIA	6	55	8	127	
306 BELGIUM			42	214	
318 DENMARK			701	1505	
327 FRANCE	451	3115	1229	7885	
335 GERMANY W	5	173	4936	10853	
344 ITALY	752	6703	2043	12228	
347 JAPAN	6070	13887	153359	176521	
352 MEXICO			32	135	
359 NORWAY			8	59	
376 SWITZRLND	259	3035	471	5995	
400 U STATES	30782	112014	145366	448129	
HATS OF FUR FELT MENS	40935	157528	335677	831403	3518
100 U KINGDOM	373	18963	1011	49099	
305 AUSTRIA			16	968	
306 BELGIUM			14	677	
327 FRANCE			20	725	
335 GERMANY W	1	70	1	70	
344 ITALY	10	714	195	14888	
400 U STATES	53	3058	219	13231	
HATS OF WOOL FELT	437	22805	1476	79658	3519
100 U KINGDOM	262	3867	429	7669	
305 AUSTRIA			2	96	
327 FRANCE	7	322	9	539	
344 ITALY			18	661	
400 U STATES	843	14025	1922	31009	
HATS OF FUR FELT WOMENS	1112	18214	2380	39974	3520
100 U KINGDOM	65	3097	121	5805	
305 AUSTRIA	11	662	23	1439	
327 FRANCE	160	6826	390	14964	
335 GERMANY W	1	96	1	96	
344 ITALY	557	9926	572	11121	
376 SWITZRLND	12	1008	29	2170	
400 U STATES	481	26029	862	44067	
HATS N O P	1287	47644	1998	79662	3521
100 U KINGDOM	455	9352	3047	37519	
224 JAMAICA			41	425	
231 HONG KONG	50	231	1938	6580	
305 AUSTRIA	2	82	9	525	
306 BELGIUM			23	333	
318 DENMARK			12	173	
327 FRANCE	389	13216	1184	45367	
335 GERMANY W	254	7522	818	24951	
344 ITALY	217	2278	1908	16127	
347 JAPAN	72	314	753	1905	
352 MEXICO			2640	3340	
354 NETHRLNDS	15	1464	41	4006	
359 NORWAY	33	311	92	868	
376 SWITZRLND	35	1448	285	11893	
390 GERMANY E			53	522	
400 U STATES	6501	140575	48441	974891	
FIREMENS AND OTHER HELMETS	8023	176793	61285	1129423	3522
100 U KINGDOM		243		15859	
335 GERMANY W		165		165	
400 U STATES		70160		639948	
KNITTED GOODS N O P		70568		655972	3524
100 U KINGDOM	424	1286	10927	20879	
335 GERMANY W			3068	3687	
344 ITALY			696	1876	
347 JAPAN	170	205	1800	1374	
376 SWITZRLND			162	593	
400 U STATES	23682	48074	173085	316908	
CHEMILLE YARNS AND CORDS	24276	49565	189738	345317	3548
400 U STATES	65	104	681	1244	
USED BAGS OF VEGETABLE FIBRE	65	104	681	1244	3550
100 U KINGDOM				382	
400 U STATES		4172		28311	
BELTING N O P		4172		28693	3551
100 U KINGDOM	481	1817	14904	22575	
335 GERMANY W			199	955	
376 SWITZRLND			25	197	
400 U STATES	13085	16063	61271	95534	
BLANKETS FOR PRINTING PRESSES	13566	17880	76399	119261	3552
100 U KINGDOM		4892		23482	
335 GERMANY W		219		3852	
376 SWITZRLND				128	
384 P RICO		98		201	
400 U STATES		32736		349391	
BRAIDS CORDS FRINGES N O P		37945		377054	3553
100 U KINGDOM		902		18250	
305 AUSTRIA		58		58	

IMPORTS INTO CANADA FOR CONSUMPTION

Articles and Countries from which Imported	MONTH OF AUGUST 1957		EIGHT MONTHS ENDED AUGUST 1957		Class Number
	Quantities	Values (\$)	Quantities	Values (\$)	
306 BELGIUM				83	
317 CZECHO S				156	
327 FRANCE		486		8573	
335 GERMANY W		1251		9592	
344 ITALY				1219	
347 JAPAN		1057		4399	
354 NETHRLNDS				354	
375 SWEDEN		472		472	
376 SWITZRLND		1579		14441	
400 U STATES		65634		496058	
CARPETS N O P		71439		553655	
	SQ FT				3554
100 U KINGDOM	150470	27039	610781	99383	
215 INDIA			14908	5578	
306 BELGIUM	169558	30170	990691	184692	
317 CZECHO S			14576	3192	
318 DENMARK			2832	923	
327 FRANCE			1351	1102	
335 GERMANY W	5841	2133	12133	5143	
344 ITALY	20714	4342	107016	22838	
347 JAPAN	41895	8680	456922	62372	
354 NETHRLNDS	468	133	3647	1050	
365 POLAND			253	167	
375 SWEDEN	6253	3775	6253	3775	
400 U STATES	103132	52575	1103026	464318	
CURTAINS N O P		498331		128847	
			3324389	854533	
100 U KINGDOM		390		3861	3557
400 U STATES		2500		45226	
FELT ADHESIVE FOR VESSELS		2890		49087	
100 U KINGDOM				5053	3558
HAT BRAIDS NOT OVER 6 INCHES				5053	
231 HONG KONG				2681	3559
344 ITALY				17857	
347 JAPAN				241	
376 SWITZRLND		12792		320760	
400 U STATES		2729		71654	
HAT SWEATS CAP PEAKS AND BANDS		15521		413193	
100 U KINGDOM		67		2481	3560
306 BELGIUM		846		3453	
335 GERMANY W				649	
347 JAPAN		752		3271	
400 U STATES		32599		348900	
HOODS AND SHAPES OF FUR FELT		34264		358754	
100 U KINGDOM	DOZ	64	2131	296	9989
305 AUSTRIA				197	8328
317 CZECHO S	2657	60933	15573	349619	
327 FRANCE	402	6737	2480	54108	
344 ITALY	1380	25838	5938	125149	
400 U STATES	252	4758	1258	32819	
HOODS AND SHAPES OF WOOL FELT	DOZ	4755	100397	25742	580012
HOODS AND SHAPES KNITTED	DOZ				
100 U KINGDOM			10	282	3563
231 HONG KONG	33	228	1379	13495	
317 CZECHO S	14	260	77	1894	
321 ECUADOR	1186	10314	1471	14208	
327 FRANCE			76	4116	
335 GERMANY W			9	117	
344 ITALY	493	1447	9182	90119	
347 JAPAN	3100	8611	10426	33603	
352 MEXICO	326	256	3204	2481	
355 INDONESIA	8000	2981	13000	4649	
376 SWITZRLND	54	1221	1115	16391	
393 TAIWAN			600	5678	
400 U STATES	750	5119	23356	203768	
HOODS AND SHAPES N O P	DOZ	13956	30437	63905	390801
100 U KINGDOM	10	133	77	756	3564
305 AUSTRIA	15	196	20	301	
321 ECUADOR			20	335	
327 FRANCE	7	212	14	942	
344 ITALY	112	1917	845	9900	
376 SWITZRLND	20	188	965	17432	
400 U STATES	919	6750	4762	38789	
MATERIALS FOR HAT BRAIDS		1083	9396	6703	68455
SURGICAL DRESSINGS					
100 U KINGDOM		28487		252557	3566
335 GERMANY W		4032		15335	
375 SWEDEN				835	
400 U STATES		53621		555908	
ELASTIC WEBBING WOVEN FOR MFRS		86140		824635	
100 U KINGDOM	LB	1059	1649	4389	7320
327 FRANCE		59	210	160	575
335 GERMANY W		848	2245	6368	19299
347 JAPAN				14647	10572
354 NETHRLNDS				1040	1952
400 U STATES		4287	8570	56541	112868
		6253	12674	83145	152586

IMPORTS INTO CANADA FOR CONSUMPTION

Articles and Countries from which Imported	MONTH OF AUGUST 1957		EIGHT MONTHS ENDED AUGUST 1957		Class Number
	Quantities	Values (\$)	Quantities	Values (\$)	
ELASTIC WEBBING WOVEN N O P	LB				3568
100 U KINGDOM	1068	1693	6222	11587	
306 BELGIUM			298	602	
327 FRANCE			170	477	
335 GERMANY W			2783	6018	
344 ITALY			12467	15825	
347 JAPAN	3485	3003	163105	100714	
354 NETHRLNDS	260	436	3880	6483	
400 U STATES	14112	19773	128988	199914	
	18925	24905	317913	341620	
WINDOW SHADES ON ROLLERS N O P					3569
400 U STATES		2531		12973	
		2531		12973	
CORDED RIBBONS FOR MENS HATS	LB				3570
400 U STATES	2349	12128	26139	130021	
	2349	12128	26139	130021	
NONELASTIC FABRICS FOR GARTERS	LB				3571
100 U KINGDOM	56	161	200	490	
400 U STATES			2748	8059	
	56	161	2948	8549	
FABRICS FOR CARD CLOTHING	LB				3572
400 U STATES			1600	3040	
			1600	3040	
FIBRE OR TEXTILE PRODUCTS MOP					3573
100 U KINGDOM				455	
344 ITALY				3052	
376 SWITZRLND				283	
400 U STATES		7946		117822	
		7946		121612	
BRAIDED CORD 1 IN CIRC OR LESS	LB				3574
100 U KINGDOM	453	445	3185	2539	
400 U STATES	6118	5443	49109	36337	
	6571	5888	52294	38876	
ELASTIC WEBBING BRAIDED	LB				3576
100 U KINGDOM	686	1226	4626	8042	
335 GERMANY W	178	412	833	2194	
344 ITALY	1204	2267	4633	7366	
347 JAPAN	7205	5751	50381	38728	
354 NETHRLNDS			927	1931	
360 ISRAEL			1267	1383	
400 U STATES	7604	12186	38141	85929	
	16877	21842	100808	145573	

IMPORTS INTO CANADA FOR CONSUMPTION

Articles and Countries from which Imported	MONTH OF AUGUST 1957		EIGHT MONTHS ENDED AUGUST 1957		Class Number
	Quantities	Values (\$)	Quantities	Values (\$)	
GROUP 4					
WOOD WOOD PRODUCTS AND PAPER					
CANE REED OR RATTAN					4002
215 INDIA		434		10897	
231 HONG KONG				2806	
335 GERMANY W				4409	
347 JAPAN				203	
354 NETHRLNDS				703	
364 PHIL		3600		3600	
400 U STATES		1709		8475	
		5743		31093	
OSIERS WILLOWS AND BAMBOOS					4003
215 INDIA				1233	
231 HONG KONG				1818	
304 ARGENTINA				2016	
311 BURMA				224	
347 JAPAN		1005		5620	
354 NETHRLNDS				405	
367 AZORES				892	
400 U STATES		274		7816	
		1279		20024	
CORKWOOD UNMANUFACTURED					4011
366 PORTUGAL				4650	
372 SPAIN				577	
400 U STATES				10956	
				16183	
FENCE POSTS					4021
400 U STATES	NO				
	2075	706	51769	14585	
	2075	706	51769	14585	
HICKORY BILLETS					4022
400 U STATES		5933		74383	
		5933		74383	
POLES TELEGRAPH AND PILING					4024
400 U STATES	NO				
	11426	296176	80234	2388834	
	11426	296176	80234	2388834	
RAILWAY TIES					4025
381 ALASKA	NO		265	829	
400 U STATES		25620	72781	103635	333142
		25620	72781	103900	333971
LOGS ROUND UNMANUFACTURED NOP					4026
400 U STATES	M FT	3869	193484	103143	5258808
		3869	193484	103143	5258808
HANDLE SHINGLE BOLTS FELLOES					4032
400 U STATES				10719	30406
				10719	30406
HUB LAST WAGON OAR GUN BLOCKS					4033
335 GERMANY W				274	
344 ITALY				932	
400 U STATES		35420		363800	
		35420		365006	
WOOD TEN PIN BLOCKS ROUGH					4034
TEAK AMARAMTH TROPICAL WOODS					4041
100 U KINGDOM		2442		3091	
210 G COAST		2582		63961	
211 NIGERIA		1960		1960	
217 CEYLON				320	
218 MALAYA				2660	
219 BEI OTHER				1528	
221 B GUIANA		11004		17863	
234 AUSTRALIA		9337		45767	
309 BRAZIL				903	
312 CHILE				357	
314 COLOMBIA				2846	
318 DENMARK				736	
321 ECUADOR				1159	
328 FR AFRICA				2176	
335 GERMANY W				78	
337 GUATEMALA				3837	
347 JAPAN		242		4554	
363 PERU		7066		13375	
364 PHIL		2759		2759	
371 THAILAND		8684		34914	
400 U STATES		20858		187492	
		66934		392336	
ASH WHITE					4042
400 U STATES	M FT	79	11241	933	144136
		79	11241	933	144136
CEDAR					4043
222 B HOND				1	229
381 ALASKA		460	18791	1895	83572
400 U STATES		329	39099	1669	198009
		789	57890	3565	281810
CHESTNUT					4044
400 U STATES	M FT			10	2188
				10	2188
FIR					4045
381 ALASKA				1	144
400 U STATES		6676	531204	48403	4063578
		6676	531204	48404	4063722

IMPORTS INTO CANADA FOR CONSUMPTION

Articles and Countries from which Imported	MONTH OF AUGUST 1957		EIGHT MONTHS ENDED AUGUST 1957		Class Number
	Quantities	Values (\$)	Quantities	Values (\$)	
GUMWOOD	M FT				4046
400 U STATES	87	16421	381	48418	
	87	16421	381	48418	
HEMLOCK	M FT				4047
400 U STATES	378	26800	2402	173328	
	378	26800	2402	173328	
HICKORY	M FT				4048
400 U STATES	13	2229	66	10967	
	13	2229	66	10967	
MAHOGANY	M FT				4049
210 G COAST	31	5894	310	66056	
211 NIGERIA			51	10694	
222 B HOND	1	179	523	159241	
309 BRAZIL			50	7301	
314 COLOMBIA	48	5360	48	5360	
327 FRANCE	10	2590	10	2590	
328 FR AFRICA			166	29547	
347 JAPAN	495	80288	1772	271450	
358 NICARAGUA	5	777	5	777	
361 PANAMA	3	858	3	858	
364 PHIL	81	15754	695	118420	
400 U STATES	25	2206	1430	338042	
	699	113906	5063	1010336	
OAK	M FT				4050
347 JAPAN	13	2666	85	14648	
400 U STATES	2993	387925	24841	3424102	
	3006	390591	24926	3438750	
PINE SOUTHERN YELLOW OR PITCH	M FT				4051
400 U STATES	79	10749	1703	283254	
	79	10749	1703	283254	
PINE WHITE OR OTHER N O P	M FT				4052
309 BRAZIL			149	16560	
400 U STATES	2224	186059	17881	1548690	
	2224	186059	18030	1565250	
POPLAR	M FT				4053
400 U STATES	363	40519	2204	278382	
	363	40519	2204	278382	
REDWOOD	M FT				4054
400 U STATES	29	5978	574	126695	
	29	5978	574	126695	
WALNUT	M FT				4055
210 G COAST			1	213	
327 FRANCE			4	1143	
400 U STATES	301	92766	1826	569080	
	301	92766	1831	570436	
LUMBER AND TIMBER HARDWOOD NOP	M FT				4056
335 GERMANY W	1	130	2	275	
347 JAPAN	22	4421	43	8430	
381 ALASKA	2	150	2	150	
400 U STATES	1930	175205	15346	1403383	
	1955	179906	15393	1412238	
LUMBER AND TIMBER N O P	M FT				4057
381 ALASKA			28	2500	
400 U STATES	278	17394	3435	201779	
	278	17394	3463	204279	
HARDWOOD FLOORING	M FT				4058
400 U STATES	1455	198738	11458	1403145	
	1455	198738	11458	1403145	
PINE PONDEROSA AND SUGAR	M FT				4059
400 U STATES	3958	344401	20062	1875927	
	3958	344401	20062	1875927	
LATHS	M				4071
400 U STATES	155	593	169	802	
	155	593	169	802	
PICKETS PLAIN	M				4072
PLYWOOD GLUED OR CEMENTED					4073
100 U KINGDOM		5758		6371	
211 NIGERIA		3926		9524	
305 AUSTRIA				1683	
306 BELGIUM		5558		11116	
318 DENMARK				3682	
326 FINLAND		3112		31985	
327 FRANCE		17957		122924	
335 GERMANY W		13859		69013	
344 ITALY				7553	
347 JAPAN		339806		1640930	
354 NETHRLNDS				3379	
356 SURINAM				903	
360 ISRAEL				45752	
365 POLAND				44213	
366 PORTUGAL		3039		6676	
375 SWEDEN		2470		7903	
381 ALASKA				501	
388 YUGO SLAV				1317	
400 U STATES		93064		411784	
		488549		2427209	
SHINGLES OF WOOD	RF SQ				4074
400 U STATES	870	7780	18971	127969	
	870	7780	18971	127969	
VENEERS OF ROSEWOOD ETC					4075
100 U KINGDOM				622	
327 FRANCE				146	
347 JAPAN				6067	
364 PHIL		1086		5495	
400 U STATES		18620		228769	
		19706		241099	

IMPORTS INTO CANADA FOR CONSUMPTION

Articles and Countries from which Imported	MONTH OF AUGUST 1957		EIGHT MONTHS ENDED AUGUST 1957		Class Number
	Quantities	Values (\$)	Quantities	Values (\$)	
VENEERS OF WOOD N O P					4076
100 U KINGDOM				726	
307 BEL CONGO		9298		97127	
318 DENMARK				279	
327 FRANCE				302	
344 ITALY				130	
347 JAPAN				757	
371 THAILAND				460	
400 U STATES		130159		864792	
		139457		964573	
VENEERS OF WOOD TAPEO JOINTEO					4077
400 U STATES		5750		38616	
		5750		38616	
VENEERS AUSTRALIAN BLACKWOOD					4078
400 U STATES				11267	
				11267	
PLYWOOD FACED WITH METAL					4079
335 GERMANY W		6329		19624	
400 U STATES		1280		25189	
		7609		44813	
BARK CRUDE FOR TANNERS USE	CWT				4081
FUELWOOD	CORD				4082
400 U STATES	588	1536	1936	6879	
	588	1536	1936	6879	
PULPWOOD	CORD				4083
400 U STATES	6475	111545	123558	2212801	
	6475	111545	123558	2212801	
SAWDUST AND WOOD FLOUR					4084
400 U STATES		18315		170640	
		18315		170640	
BARRELS EMPTY SLACK	NO				4090
400 U STATES			902	551	
			902	551	
BARRELS EMPTY TIGHT	NO				4091
327 FRANCE			15	118	
400 U STATES	21831	97675	192164	688663	
	21831	97675	192179	688781	
STAVES OAK SAWN SPLIT OR CUT	M				4094
400 U STATES	174	36460	1947	648607	
	174	36460	1947	648607	
STAVES ROUGH SAWN N O P	M				4095
400 U STATES			15	1384	
			15	1384	
STAVES N O P	M				4097
100 U KINGDOM	12	307	101	3206	
400 U STATES	86	4799	1182	44334	
	98	5106	1283	47540	
WOODEN PAILS AND TUBS					4098
100 U KINGDOM		736		736	
400 U STATES				389	
		736		1125	
HOOPS HEADS AND LINERS OF WOOD					4099
100 U KINGDOM		432		3386	
400 U STATES		5876		123288	
		6308		126674	
CORK SLABS BOARDS TILES N O P					4101
100 U KINGDOM				10023	
318 DENMARK		2723		46237	
335 GERMANY W				183	
344 ITALY				2605	
353 MOROCCO				1504	
366 PORTUGAL		25447		103115	
372 SPAIN		69684		379970	
400 U STATES		6281		85115	
		104135		628752	
CORKS THREE FOURTHS IN OR LESS	LB				4102
100 U KINGDOM			12	117	
366 PORTUGAL	83	118	3807	5336	
372 SPAIN	169	563	2556	4795	
400 U STATES	241	489	1260	2343	
	493	1170	7635	12591	
CORKS OVER THREE FOURTHS INCH	LB				4103
366 PORTUGAL	12980	18894	104690	149469	
372 SPAIN	1452	5890	12594	37127	
400 U STATES	90	133	5822	9153	
	14522	24917	123106	195749	
CORK SLABS BOARDS FOR MFRS					4104
100 U KINGDOM		131		131	
366 PORTUGAL		104043		340308	
372 SPAIN		41803		329937	
400 U STATES		103126		1047743	
		249103		1718119	
MANUFACTURES OF CORKWOOD N O P					4105
100 U KINGDOM		8539		54387	
305 AUSTRIA				86	
327 FRANCE				264	
335 GERMANY W		554		554	
344 ITALY				170	
354 NETHRLNOS				316	
366 PORTUGAL		25501		202345	
372 SPAIN		8194		75515	
375 SWEDEN				190	
400 U STATES		7500		156839	
		50288		490666	

IMPORTS INTO CANADA FOR CONSUMPTION

Articles and Countries from which Imported	MONTH OF AUGUST 1957		EIGHT MONTHS ENDED AUGUST 1957		Class Number
	Quantities	Values (\$)	Quantities	Values (\$)	
BILLETS OF WOOD FOR BATS 400 U STATES				42241	4112
GUN STOCKS OF WALNUT ROUGH				42241	4113
WOOD HANDLES FOR AGRIC IMPL 400 U STATES		16220		153567	4114
HANDLES OF WOOD N O P		16220		153567	4118
100 U KINGDOM		146		1491	
305 AUSTRIA		241		241	
335 GERMANY W		1449		3029	
375 SWEDEN				2718	
400 U STATES		17546		256577	
		19382		264056	
SHAFTS OR HEADS FOR GOLF CLUBS 400 U STATES		1065		28764	4119
		1065		28764	
LASTS OF WOOD				264	4120
335 GERMANY W				22579	
400 U STATES		2292		22843	
		2292			
MEXICAN SADDLE TREES STIRRUPS 400 U STATES		1029		9024	4121
		1029		9024	
SPOKES HICKORY OAK ROUGH 400 U STATES				9331	4122
				9331	
WALKING STICKS AND CANES				8401	4125
100 U KINGDOM		1857		473	
216 PAKISTAN		473		960	
327 FRANCE				258	
344 ITALY				899	
347 JAPAN				139	
352 MEXICO				3771	
400 U STATES		207		14901	
		2537			
SULPHITE PULP BL DISSOLVING 400 U STATES	CWT				4130
	5715	58019	45255	467533	
	5715	58019	45255	467533	
SODA PULP	CWT				4131
SULPHITE PULP UNBLEACHED 400 U STATES	CWT				4132
	28191	160889	474378	2794695	
	28191	160889	474378	2794695	
SULPHITE PULP BLEACHED N O P 381 ALASKA	CWT		1032	7249	4133
400 U STATES		21161	142005	1026480	
		21161	142005	1033729	
SULPHATE OR KRAFT PULP 400 U STATES	CWT				4134
	37035	232087	248935	1581674	
	37035	232087	248935	1581674	
WOOD PULP MECHANICAL	CWT				4135
PULP OF STRAW OR YEG FIBRE NOP 100 U KINGDOM	CWT		20	515	4136
335 GERMANY W			7	293	
400 U STATES		15396	140830	145071	
		15396	140830	145098	
BOBBINS SHUTTLES AND SPOOLS 100 U KINGDOM			132	4456	4141
335 GERMANY W				812	
376 SWITZRLND				6536	
400 U STATES			21471	203447	
			21603	215251	
CASKETS COFFINS AND METAL PTS 400 U STATES		42928		317025	4142
		42928		317025	
CHARCOAL MADE FROM WOOD 400 U STATES	TON				4143
	200	17510	1151	103084	
	200	17510	1151	103084	
CHURNS N O P WASHBOARDS 100 U KINGDOM			67	1113	4144
318 DENMARK				216	
335 GERMANY W			651	2554	
375 SWEDEN			98	300	
388 YUGO SLAV			1113	2268	
400 U STATES			293	9096	
			2912	15547	
CLOTHES PINS AND PARTS	GROSS				4145
231 HONG KONG			5000	1410	
318 DENMARK	18500	5679	101100	31472	
335 GERMANY W			1250	600	
354 NETHRLNDS			16000	4948	
375 SWEDEN	6450	2106	32800	10974	
400 U STATES	1700	785	4490	2972	
	26650	8570	160640	52376	
CRUTCHES OR STAFFS 400 U STATES		2237		18220	4146
		2237		18220	
CURTAIN STRETCHERS 400 U STATES				7860	4147
				7860	
DOORS WOOD 6 FT X 2 FT OR OVER 100 U KINGDOM	NO				4148
335 GERMANY W	3	111	24	2127	
	480	2076	3730	16896	

IMPORTS INTO CANADA FOR CONSUMPTION

79

Articles and Countries from which Imported	MONTH OF AUGUST 1957		EIGHT MONTHS ENDED AUGUST 1957		Class Number
	Quantities	Values (\$)	Quantities	Values (\$)	
354 NETHRLNDS			125	919	
400 U STATES	1948	32327	10924	184783	
EXCELSIOR OR WOOD WOOL	2431	34514	14803	204725	
400 U STATES				6177	4149
FIBRE AND MANUFACTURES N O P				6177	
100 U KINGDOM		1860		12362	4150
327 FRANCE		3972		29272	
335 GERMANY W				2701	
344 ITALY		320		320	
375 SWEDEN		1347		7533	
376 SWITZRLND				110	
390 GERMANY E				408	
400 U STATES		126972		782260	
FURNITURE MAINLY OF WOOD		134471		834966	
100 U KINGDOM		13685		117022	4151
215 INDIA		199		1362	
218 MALAYA				465	
223 BARBADOS				114	
231 HONG KONG		12754		165543	
236 NEW ZEAL				100	
305 AUSTRIA				781	
306 BELGIUM		4090		8379	
313 CHINA				971	
317 CZECHO S		11883		73889	
318 DENMARK		40344		276389	
322 EGYPT				523	
327 FRANCE		561		23118	
335 GERMANY W		3464		83359	
344 ITALY		9272		46054	
347 JAPAN		5807		41690	
352 MEXICO		13638		25739	
353 MOROCCO				386	
354 NETHRLNDS		8293		24109	
359 NORWAY		2736		15123	
361 PANAMA				275	
363 PERU				95	
364 PHIL		175		315	
365 POLAND				15977	
372 SPAIN				231	
375 SWEDEN		7562		44423	
376 SWITZRLND		92		4709	
383 HAWAII		68		387	
388 YUGO SLAV		3012		6306	
392 SYRIA				148	
400 U STATES		498259		3767460	
MATCHES OF WOOD		635894		4745442	
100 U KINGDOM		183		1100	4152
335 GERMANY W				298	
344 ITALY		422		1857	
354 NETHRLNDS		72		147	
359 NORWAY				397	
365 POLAND				1233	
375 SWEDEN		3180		31120	
400 U STATES		701		42304	
MOULDINGS OF WOOD		4558		78456	
100 U KINGDOM		407		407	4153
306 BELGIUM				82	
335 GERMANY W		267		1339	
354 NETHRLNDS				465	
400 U STATES		5183		35687	
SKIS RACQUETS AND FRAMES BATS		5857		37980	
100 U KINGDOM		5241		32640	4154
215 INDIA		671		8086	
216 PAKISTAN		3486		34804	
234 AUSTRALIA				4621	
305 AUSTRIA		7942		18698	
306 BELGIUM		808		8106	
317 CZECHO S				800	
318 DENMARK		260		380	
326 FINLAND				324	
327 FRANCE				3352	
335 GERMANY W		14257		44320	
344 ITALY		3509		5892	
347 JAPAN		982		15748	
354 NETHRLNDS				1652	
359 NORWAY		845		4442	
375 SWEDEN		8876		11069	
376 SWITZRLND		2372		4245	
400 U STATES		11676		127802	
WINDOW SASH OF WOOD		60925		326981	
400 U STATES		39899		90920	4155
WOOD BOXES CRATES AND SHOOKS		39899		90920	
100 U KINGDOM				157	4156
231 HONG KONG		61		61	
335 GERMANY W				273	
344 ITALY		94		204	
347 JAPAN		362		1932	
390 GERMANY E				1346	

IMPORTS INTO CANADA FOR CONSUMPTION

Articles and Countries from which Imported	MONTH OF AUGUST 1957		EIGHT MONTHS ENDED AUGUST 1957		Class Number
	Quantities	Values (\$)	Quantities	Values (\$)	
400 U STATES		28774		182420	
MANUFACTURES OF WOOD N O P		29291		186393	4157
100 U KINGDOM		17058		112907	
203 B E AFR		249		1640	
205 RHOD NYAS				274	
207 UN SO AFR		246		459	
215 INDIA		450		3012	
216 PAKISTAN				118	
217 CEYLON		78		808	
218 MALAYA		65		65	
225 TRINIDAD				74	
231 HONG KONG		1496		11750	
234 AUSTRALIA				1091	
305 AUSTRIA		205		1255	
306 BELGIUM		434		1990	
316 CUBA		191		191	
317 CZECHO S		1370		8427	
318 DENMARK		689		7337	
326 FINLAND		1120		2944	
327 FRANCE		3193		19471	
335 GERMANY W		19074		106788	
338 HAITI				208	
344 ITALY		7700		33456	
347 JAPAN		36297		271941	
352 MEXICO		77		2322	
354 NETHRLNDS		1480		3467	
355 INDONESIA				112	
359 NORWAY				102	
364 PHIL		86		86	
365 POLAND		301		301	
372 SPAIN		394		463	
375 SWEDEN		748		54262	
376 SWITZRLND		497		4980	
381 ALASKA				133	
383 HAWAII				911	
388 YUGO SLAV		1199		8295	
390 GERMANY E		524		2075	
400 U STATES		348130		2526391	
		443351		3190106	
BOWLS TRAYS AND DISHES OF WOOD					4158
100 U KINGDOM				1476	
205 RHOD NYAS				158	
215 INDIA		108		630	
224 JAMAICA				195	
231 HONG KONG		104		488	
313 CHINA				110	
317 CZECHO S				187	
318 DENMARK		695		3913	
327 FRANCE		1208		3773	
335 GERMANY W		622		2219	
338 HAITI				880	
344 ITALY		426		4464	
347 JAPAN		13078		115496	
352 MEXICO				844	
354 NETHRLNDS				512	
375 SWEDEN		278		5300	
376 SWITZRLND		183		267	
383 HAWAII		218		1348	
388 YUGO SLAV				99	
400 U STATES		7176		39840	
		24096		182199	
PLAYING CARD STOCK	LB				4159
400 U STATES		26124	216406	53655	
		26124	216406	53655	
CONT BOARD FOR MOIST OILY FOOD	LB				4160
327 FRANCE		28700	28700	2913	
400 U STATES		619603	11062517	1065743	
		648303	64175	11091217	1068656
CARD STOCK BRISTOL BOARD N O P	LB				4161
100 U KINGDOM		146	177	511	658
335 GERMANY W		1084	772	2156	1664
354 NETHRLNDS				10744	2430
400 U STATES		157013	35341	1701544	296581
		158243	36290	1714955	301333
CHIPBOARD NEWS BOARD	LB				4162
400 U STATES		647987	52744	3295628	293838
		647987	52744	3295628	293838
LEATHER BOARD LEATHEROID MFRS	LB				4163
100 U KINGDOM		66865	8050	232093	38495
306 BELGIUM				25150	5604
335 GERMANY W		37386	8052	212829	43248
400 U STATES		9187	5523	159158	61548
		113438	21625	629230	148895
MILLBOARD AND BINDERS BOARD	LB				4164
100 U KINGDOM				1820	169
400 U STATES		292997	22530	2815314	224937
		292997	22530	2817134	225106
PULPBOARD FOR MFR OF WALLBOARD	LB				4165
400 U STATES		5308163	264844	34418850	1784958
		5308163	264844	34418850	1784958
PULPBOARD TO WRAP ROLLS PAPER	LB				4166
400 U STATES		330830	18585	6262307	365970
		330830	18585	6262307	365970
STRAWBOARD N O P	LB				4167
354 NETHRLNDS		8000	236	22000	647

IMPORTS INTO CANADA FOR CONSUMPTION

Articles and Countries from which Imported	MONTH OF AUGUST 1957		EIGHT MONTHS ENDED AUGUST 1957		Class Number
	Quantities	Values (\$)	Quantities	Values (\$)	
400 U STATES	413	115	16143	3975	
PULP BOARD FOR CONTAINERS	8413	351	38143	4622	4168
384 P RICO			70236	3305	
400 U STATES	2955340	174745	35106455	2110012	
BUILDING AND INSULATING BOARD	2955340	174745	35176691	2113317	4169
100 U KINGDOM	7012	962	59577	12751	
326 FINLAND	92554	4269	689600	31228	
352 MEXICO	123583	6236	366360	18444	
359 NORWAY	3265	587	374703	14105	
375 SWEDEN	969413	62201	5115481	251171	
400 U STATES	4621656	552606	34464324	3788014	
PULPBOARD OTHER FIBREBOARD NOP	5827483	626861	41070045	4115713	4170
100 U KINGDOM	7228	1363	37963	11284	
306 BELGIUM			4060	786	
318 DENMARK			814	69	
335 GERMANY W			16004	4201	
352 MEXICO	68746	2892	68746	2892	
354 NETHRLNDS	200	104	4397	1025	
375 SWEDEN	6834	684	18506	1877	
400 U STATES	545930	101496	4805619	857746	
ELECTRIC INSULATING PRESSBOARD	628938	106539	4956109	879880	4171
100 U KINGDOM	15308	4008	137807	33294	
375 SWEDEN			42295	8250	
400 U STATES	65993	16624	1368671	326591	
FELTBOARD ROOF FELT NOT COATED	81301	20632	1548773	368135	4172
400 U STATES	761375	22705	7805046	242975	
PRESSBOARD N O P	761375	22705	7805046	242975	4173
100 U KINGDOM			28970	7820	
375 SWEDEN			4000	748	
400 U STATES	115711	33324	1360323	354204	
SHOEBOARDS	115711	33324	1393293	362772	4174
100 U KINGDOM			4099	745	
306 BELGIUM			14366	2885	
335 GERMANY W			36462	7061	
400 U STATES	65080	24637	765322	199252	
PAPERBOARD FOR SHOEBOARDS	120007	35328	1017872	252190	4175
100 U KINGDOM					
400 U STATES	56895	9193	411991	65008	
GYPSUM BOARD LATH ROCK LATH	56895	9193	415651	65850	4176
400 U STATES	489086	8986	2009920	39060	
ENAMELLED PAPER	489086	8986	2009920	39060	4178
400 U STATES			384	102	
CARBON PAPER			384	102	4179
100 U KINGDOM					
305 AUSTRIA	6554	8813	36440	42817	
327 FRANCE	2145	1694	9888	7612	
400 U STATES	33280	25536	376575	253500	
ROTOGRAVURE PRINTING PAPER	41979	36043	423891	304184	4180
BOOK PAPER FOR PERIODICALS					4181
400 U STATES	56486	4067	624884	54177	
BOOK PRINTING LITHO PAPER NOP	56486	4067	624884	54177	4182
100 U KINGDOM					
354 NETHRLNDS			69074	15868	
400 U STATES	180754	48136	1620559	364423	
BOOK PRINTING PAPER COATED NOP	180754	48136	1693899	381382	4183
100 U KINGDOM					
400 U STATES	4407	953	12307	2689	
COATED PAPERS FOR PERIODICALS	278358	86371	2550570	716335	4184
100 U KINGDOM	282765	87324	2562877	719024	
400 U STATES	113775	14219	9923	1249	
COVER PAPERS NOT PASTED COATED	113775	14219	990074	131544	4185
100 U KINGDOM					
400 U STATES	20129	5573	98899	41786	
COVER PAPERS PASTED COATED	29431	7308	347768	91766	4186
100 U KINGDOM	49560	12881	446667	133552	
400 U STATES					
SURFACE COATED PAPER N O P			21165	9529	4187
100 U KINGDOM	32820	8844	334226	113151	
306 BELGIUM	32820	8844	355391	122680	
335 GERMANY W					
375 SWEDEN	47056	25129	209801	113073	
376 SWITZRLND	3369	1640	600	773	
400 U STATES			5362	2480	
			5624	791	
			7303	4796	
	127893	91642	1401363	984736	
WAXED PAPER IN PACKAGE FORM	178318	118411	1630053	1106649	4189
400 U STATES			555	118	
			555	118	

IMPORTS INTO CANADA FOR CONSUMPTION

Articles and Countries from which Imported	MONTH OF AUGUST 1957		EIGHT MONTHS ENDED AUGUST 1957		Class Number
	Quantities	Values (\$)	Quantities	Values (\$)	
WAXED PAPER FOR WRAPPING N O P 100 U KINGDOM 400 U STATES	LB 8587 179636 188223	2526 61631 64157	12566 734468 747034	3939 236224 240163	4190
GREASEPROOF AND GLASSINE PAPER 400 U STATES	LB 58261 58261	14501 14501	319031 319031	87515 87515	4191
TISSUE WRAPPING PAPER 375 SWEDEN 400 U STATES	LB 383969 383969	49155 49155	11867 1797708 1809575	1524 233435 234959	4192
VEGETABLE PARCHMENT PAPER 100 U KINGDOM 400 U STATES	LB 14497 2546 17043	3401 928 4329	105214 61022 166236	24575 20768 45343	4193
WRAPPING PAPER KRAFT 354 NETHRLNDS 400 U STATES	LB 508766 508766	58937 58937	11122 2519708 2530830	1454 304617 306071	4195
WRAPPING PAPER OILED COATED 100 U KINGDOM 375 SWEDEN 400 U STATES	LB 99402 99402	22699 22699	14190 6799 510061 531050	2740 934 114141 117815	4196
WRAPPING PAPER ALL KINDS N O P 100 U KINGDOM 335 GERMANY W 400 U STATES	LB 493 167921 168414	182 26182 26364	19383 1864 2229985 2251232	3426 684 350948 355058	4197
DUPLEX BACKING PAPER 400 U STATES	LB 70834 70834	25990 25990	547820 547820	273235 273235	4198
IMITATION PARCHMENT WRAPPING 375 SWEDEN	LB		66459 66459	8148 8148	4199
WRAPPER SHEETS AND HEADS 400 U STATES	LB 5520 5520	501 501	403350 403350	35188 35188	4200
BOND AND LEDGER PAPERS UN CUT 100 U KINGDOM 400 U STATES	LB 219208 219208	55629 55629	410 1444104 1444514	220 326255 326475	4201
ENVELOPES 100 U KINGDOM 234 AUSTRALIA 327 FRANCE 335 GERMANY W 344 ITALY 354 NETHRLNDS 359 NORWAY 375 SWEDEN 400 U STATES	M 88 3114 3202	391 21562 21953	270 16 10 2 60 10 500 34 20855 21758	1513 139 72 78 538 185 743 227 137221 136116	4202
ONION SKIN AND MANIFOLD PAPER 100 U KINGDOM 327 FRANCE 335 GERMANY W 400 U STATES	LB 291 4283 42957 47531	201 1710 27392 29303	5395 2158 6292 377579 391424	2804 1059 2617 241558 248038	4203
BOXED PAPER AND PAPETERIES 100 U KINGDOM 305 AUSTRIA 306 BELGIUM 327 FRANCE 335 GERMANY W 376 SWITZRLND 400 U STATES	LB 1334 516 102 32553 34505	866 572 241 18508 20187	5074 297 121 876 608 450 161194 168620	2865 231 68 852 362 497 106203 111078	4204
HAND MADE PAPER 40 C OR OVER 100 U KINGDOM	LB 1592 1592	1126 1126	4158 4158	3016 3016	4205
WASTE PAPER 400 U STATES	CWT 62027 62027	97323 97323	485265 485265	790916 790916	4209
ELECTRIC CABLE INSULATG PAPER 100 U KINGDOM 335 GERMANY W 400 U STATES	LB 370226 370226	166892 166892	19218 5000 2114331 2138549	4120 4070 970818 979008	4210
PHOTOGRAPHERS PAPERS 100 U KINGDOM 305 AUSTRIA 306 BELGIUM 335 GERMANY W 347 JAPAN 354 NETHRLNDS 355 INDONESIA 376 SWITZRLND 400 U STATES		9482 22586 32975		57102 339 155540 245697 153 5882 673 1047 1900205 2366638	4211
BLOTTING PAPER NOT PRINTED 100 U KINGDOM 335 GERMANY W 400 U STATES	LB 59956 59956	27128 27128	3527 540 360500 364567	874 70 147148 148092	4212

IMPORTS INTO CANADA FOR CONSUMPTION

Articles and Countries from which Imported	MONTH OF AUGUST 1957		EIGHT MONTHS ENDED AUGUST 1957		Class Number
	Quantities	Values (\$)	Quantities	Values (\$)	
CIGARETTE PAPER UNGUMMED 327 FRANCE 335 GERMANY W 400 U STATES	LB 18500 194100 212600	5948 90084 96032	89286 218 2174883 2264387	36744 278 1020335 1057357	4213
CIGARETTE PAPER GUMMED ROLLS	LB				4214
CIGARETTE PAPERS IN PACKETS 100 U KINGDOM 327 FRANCE 400 U STATES	M 620 620	10485 10485	5 2904 3466	75 47154 54219	4215
CREPE PAPER DECORATIVE ROLLS 100 U KINGDOM 400 U STATES	LB 672 1612	199 425 624	672 30795 31467	199 11000 11199	4216
GUMMED PAPER 100 U KINGDOM 335 GERMANY W 400 U STATES	LB 11525 183258 194783	2864 77584 80448	133407 500 1566356 1700263	33086 1062 720544 754692	4217
HANGINGS OR WALL PAPER 100 U KINGDOM 335 GERMANY W 344 ITALY 347 JAPAN 400 U STATES	LB 10507 192 35231 45930	1922 277 26438 28637	74738 1984 1193 2056 257908 337879	16939 407 369 2520 164070 184305	4218
PAPER FOR SHOT SHELLS GUN WADS 400 U STATES	LB 18520 18520	6058 6058	351542 351542	89359 89359	4219
PAPIERMACHE WARE N O P 100 U KINGDOM 335 GERMANY W 347 JAPAN 400 U STATES	LB 463 1589 2292 4344	139 643 1318 2100	5261 110 10319 26338 42028	1622 225 2830 11969 16646	4220
PAPER DECALCOMANIA 100 U KINGDOM 400 U STATES	LB 2535 8384 10919	861 3376 4237	35844 108077 143921	11526 42179 53705	4222
PAPER MATRIX FOR PRINTING 100 U KINGDOM 335 GERMANY W 400 U STATES	LB 108 98140 98248	144 40442 40586	7532 108 814437 822077	660 144 336018 336822	4223
PAPER MATTING 347 JAPAN 400 U STATES	LB 28972 28972	10581 10581	1200 117481 118681	799 49059 49858	4224
PAPER PHOTO BARYTA COATED 100 U KINGDOM 335 GERMANY W 400 U STATES	LB 224 137685 137909	68 43676 43744	1009 224 1379029 1380262	1871 68 484968 486907	4225
SHINGLES OF PAPER OR FELT 400 U STATES	LB 287895 287895	9140 9140	985269 985269	29310 29310	4226
ROOFING SHEATHING PAPER PREPRO 100 U KINGDOM 400 U STATES	LB 506237 506237	35350 35350	27160 4571178 4598338	3099 300645 303744	4227
TISSUE PAPER N O P 100 U KINGDOM 327 FRANCE 400 U STATES	LB 54603 54603	10605 10605	1735 150 490481 492366	667 269 98931 99867	4228
TOILET PAPER 100 U KINGDOM 400 U STATES	LB 458142 458142	54265 54265	5880 1510992 1516872	1217 191933 193150	4229
TOWELS AND NAPKINS PLAIN 335 GERMANY W 347 JAPAN 400 U STATES	LB 352 119153 119505	190 19861 20051	8128 1161 794212 803501	838 230 146109 147177	4230
WAXED STENCIL PAPER 100 U KINGDOM 305 AUSTRIA 318 DENMARK 400 U STATES	LB 76741 5795 82536	59986 6491 66477	376193 17995 4515 44408 443111	299843 8547 4473 49415 362278	4231
ALL KINDS OF PAPER N O P 100 U KINGDOM 306 BELGIUM 327 FRANCE 335 GERMANY W 344 ITALY 354 NETHRLNOS 393 TAIWAN 400 U STATES	LB 20140 5300 1298096 1323536	7626 466 181338 189430	61862 66954 12800 6118 1284 10837 963 6589177 6749995	22261 7386 4381 2313 657 2152 1662 1435487 1476299	4232
TISSUE PAPER FOR STENCILS 400 U STATES	LB 651 651	1436 1436	16870 16870	13622 13622	4233

IMPORTS INTO CANADA FOR CONSUMPTION

Articles and Countries from which Imported	MONTH OF AUGUST 1957		EIGHT MONTHS ENDED AUGUST 1957		Class Number
	Quantities	Values (\$)	Quantities	Values (\$)	
FACIAL TISSUES HANDKERCHIEFS	LB				
400 U STATES	411123	73622	3145082	560826	4234
	411123	73622	3145082	560826	
PAPER NAPKINS N O P	LB				
100 U KINGDOM	4573	1922	23534	9741	4235
305 AUSTRIA			149	161	
318 DENMARK	5054	2370	42973	16192	
335 GERMANY W	2655	1349	43229	20428	
347 JAPAN	764	440	2812	2572	
354 NETHRLNDS	530	170	530	170	
375 SWEDEN			314	163	
400 U STATES	51536	14274	387015	115647	
	65112	20525	500556	165074	
CARBONIZING TISSUE PAPER	LB				
100 U KINGDOM	10411	7156	236151	159913	4236
327 FRANCE			13984	4158	
400 U STATES	151821	40720	1106412	259306	
	162232	47876	1356547	423377	
CABLE INSULATING PAPER N O P	LB				
100 U KINGDOM			7415	1795	4237
326 FINLAND			69951	10053	
344 ITALY			60740	8057	
400 U STATES	57351	20590	322502	105890	
	57351	20590	467608	125795	
CASH REGISTER PAPER	LB				
400 U STATES	2435	723	129891	33820	4238
	2435	723	129891	33820	
FILTER PAPER	LB				
100 U KINGDOM			4256	1823	4239
327 FRANCE			1730	472	
335 GERMANY W			1967	1303	
400 U STATES	118610	85936	998130	792196	
	118610	85936	1006083	795794	
TABULATING PAPER AND STOCK	LB				
400 U STATES	621800	65379	3802340	399596	4240
	621800	65379	3802340	399596	
BAGS AND SACKS OF PAPER	LB				
100 U KINGDOM	625	125	8841	2779	4241
335 GERMANY W			1237	689	
347 JAPAN			388	70	
354 NETHRLNDS			12375	3980	
381 ALASKA			482	191	
400 U STATES	472479	95555	3253536	663724	
	473104	95680	3276859	671433	
PAPER PROTECTORS FOR PLANTS					
100 U KINGDOM				1591	4242
400 U STATES				30764	
				32355	
CONTAINERS PAPERBOARD N O P	LB				
100 U KINGDOM	2773	3381	32482	17821	4243
306 BELGIUM			742	1122	
327 FRANCE	2997	3461	7434	5305	
335 GERMANY W	4120	1628	9373	3820	
347 JAPAN			202	81	
354 NETHRLNDS	75	119	1486	535	
376 SWITZRLND	192	62	772	303	
384 P RICO			1100	5918	
400 U STATES	1014084	291930	7206201	2031798	
	1024241	300581	7259792	2066703	
MILK BOTTLE CAPS OF PAPER					4244
PAPER TUBES AND CONES FOR YARN	LB				
100 U KINGDOM	995	430	10473	4353	4245
306 BELGIUM			273	154	
335 GERMANY W	6519	8338	71480	66440	
400 U STATES	37110	8707	221544	28769	
	44624	17475	303770	169716	
PAPER PATTERNS BOOT AND SHOE					
400 U STATES		1212		17185	4246
		1212		17185	
POCKET SPUTUM CUPS AND REFILLS					
100 U KINGDOM				51	4247
400 U STATES				1457	
				1508	
TWINE OR YARN OF PAPER	LB				
335 GERMANY W			247	82	4248
375 SWEDEN			29743	4562	
400 U STATES	67242	16916	634016	147397	
	67242	16916	664006	152041	
WINDOW BLINDS OF PAPER					4251
MANUFACTURES OF PAPER N O P					
100 U KINGDOM		26923		135284	4252
215 INDIA				167	
231 HONG KONG		239		2665	
305 AUSTRIA		910		9131	
306 BELGIUM				1185	
318 DENMARK		337		2667	
327 FRANCE		1491		6950	
335 GERMANY W		10951		52410	
344 ITALY		241		2296	
347 JAPAN		8923		33507	
354 NETHRLNDS				920	
375 SWEDEN		873		3969	

IMPORTS INTO CANADA FOR CONSUMPTION

Articles and Countries from which Imported	MONTH OF AUGUST 1957		EIGHT MONTHS ENDED AUGUST 1957		Class Number
	Quantities	Values (\$)	Quantities	Values (\$)	
376 SWITZRLND		789		6726	
378 JORDAN				176	
390 GERMANY E		120		552	
400 U STATES		595295		4140963	
PAPER CORES		647092		4399568	
400 U STATES	LB				4253
		314924	2513894	212510	
PAPER CUPS DISHES TABLEWARE		24403		212510	
100 U KINGDOM		84		516	4254
347 JAPAN				234	
400 U STATES		44966		260314	
PAPER DOILIES AND LACE PAPER		45050		261064	
100 U KINGDOM	LB				4255
318 DENMARK		14785	59916	34242	
335 GERMANY W		1497	1497	383	
400 U STATES		29335	157	56	
		45617	291794	141452	
PAPER NOVELTIES FLOWERS GAMES		23654	353364	176133	
100 U KINGDOM		14417		39818	4256
231 HONG KONG				1649	
305 AUSTRIA				88	
318 DENMARK				1267	
327 FRANCE				231	
335 GERMANY W		767		7082	
344 ITALY		273		3613	
347 JAPAN		14539		132676	
352 MEXICO				5645	
354 NETHRLNDS		537		1796	
376 SWITZRLND		1444		1444	
390 GERMANY E		7006		38216	
400 U STATES		38834		175049	
PAPER PATTERNS N O P		77817		408574	
100 U KINGDOM				2781	4257
327 FRANCE		503		710	
400 U STATES		34178		299974	
SHIPPING CONTAINERS		34681		303465	
100 U KINGDOM	LB				4258
400 U STATES		2220778	434	59	
		2220778	8915630	942277	
TRAYS FOR PACKAGING APPLES		232343	8916064	942336	
400 U STATES	LB				4259
		84582	500929	63704	
PAPER MATCHES		12100	500929	63704	
100 U KINGDOM		128		1813	4260
344 ITALY		2998		8758	
400 U STATES		12310		138606	
ARTISTS PROOF ETCHINGS		15436		149177	
100 U KINGDOM				278	4261
327 FRANCE				96	
335 GERMANY W		586		586	
376 SWITZRLND				614	
383 HAWAII				350	
400 U STATES				850	
ADMIRALTY CHARTS MANUSCRIPTS		586		2774	
100 U KINGDOM		98		3618	4262
224 JAMAICA				100	
227 BAHAMAS				200	
327 FRANCE		1366		1503	
335 GERMANY W				54	
400 U STATES		3262		32851	
BLUEPRINTS N O P AND HYDRO PLANS		4726		38326	
100 U KINGDOM		2988		45875	4263
234 AUSTRALIA				3891	
306 BELGIUM				2950	
318 DENMARK		3800		4492	
327 FRANCE		1150		28818	
335 GERMANY W		361		52365	
347 JAPAN		316		1061	
354 NETHRLNDS				178	
376 SWITZRLND				399	
400 U STATES		2028382		4468643	
MUSIC FOR MECHANICAL PIANOS		2036997		4608672	
400 U STATES		211		1964	4264
MUSIC PRINTED		211		1964	
100 U KINGDOM		1255		10493	4265
306 BELGIUM				818	
327 FRANCE		761		8969	
335 GERMANY W				100	
344 ITALY				264	
376 SWITZRLND				147	
400 U STATES		25876		177438	
NEWSPAPER OR COMIC SECTIONS		27822		198229	
400 U STATES		105543		704729	4266
MAGAZINES NEWSPAPERS UNBOUND		105543		704729	
100 U KINGDOM		19799		132413	4267

IMPORTS INTO CANADA FOR CONSUMPTION

Articles and Countries from which Imported	MONTH OF AUGUST 1957		EIGHT MONTHS ENDED AUGUST 1957		Class Number
	Quantities	Values (\$)	Quantities	Values (\$)	
231 HONG KONG		2002		8957	
306 BELGIUM		4014		39442	
327 FRANCE		93811		500024	
335 GERMANY W		4115		8139	
344 ITALY		7995		43526	
347 JAPAN		583		3626	
354 NETHRLNDS		50		2003	
375 SWEDEN				905	
376 SWITZRLND				3922	
400 U STATES		2224388		16672690	
		2356757		17415647	
PHOTOGRAPHS NEWS ILLUSTRATION					4268
100 U KINGDOM				50	
400 U STATES		2265		13941	
		2265		13991	
PHOTOGRAPHS CHROMOS N O P					4269
100 U KINGDOM		9684		63284	
215 INDIA		100		100	
231 HONG KONG		130		828	
305 AUSTRIA		72		217	
306 BELGIUM		56		116	
313 CHINA		68		645	
318 DENMARK				1165	
327 FRANCE		2632		11876	
335 GERMANY W		74		6218	
344 ITALY		106		1910	
347 JAPAN		3011		22935	
352 MEXICO				1344	
354 NETHRLNDS		1437		5342	
365 POLAND				80	
375 SWEDEN				1424	
376 SWITZRLND		86		2319	
383 HAWAII				86	
390 GERMANY E				560	
400 U STATES		310365		2035162	
		327821		2155611	
PHOTOGRAPHS FOR REPRODUCTION					4271
100 U KINGDOM				305	
327 FRANCE		150		250	
347 JAPAN				109	
400 U STATES		8030		99302	
		8180		99966	
TRANSFERS DECALCOMANIA					4272
100 U KINGDOM		1627		8801	
347 JAPAN				130	
375 SWEDEN				244	
400 U STATES		17351		169796	
		18978		178971	
PAPER FOR DUPLICATING MACHINES	LB				4290
400 U STATES		56245	34832	539547	252472
		56245	34832	539547	252472
ADVERTISING AND PRINTED MATTER	LB				4291
100 U KINGDOM		23549	24278	250688	250919
224 JAMAICA				230	172
231 HONG KONG				952	741
234 AUSTRALIA	100	104	1251	1162	1162
305 AUSTRIA			621	557	557
306 BELGIUM	448	269	1761	1660	1660
317 CZECHOS			686	330	330
318 DENMARK	16	74	1537	1384	1384
327 FRANCE	5472	6246	23204	21282	21282
335 GERMANY W	12876	13968	90335	75967	75967
336 GREECE			100	100	100
344 ITALY	4474	2305	12328	6870	6870
347 JAPAN	205	242	1445	1329	1329
352 MEXICO			421	402	402
354 NETHRLNDS	454	496	21841	18178	18178
359 NORWAY			442	533	533
365 POLAND			175	175	175
372 SPAIN			41	69	69
375 SWEDEN	551	501	12315	14789	14789
376 SWITZRLND	2825	2746	18515	17766	17766
380 USSR			316	144	144
381 ALASKA			50	52	52
383 HAWAII	250	203	250	203	203
387 VENEZUELA			59	245	245
390 GERMANY E			872	1118	1118
400 U STATES	626697	622802	4703579	4861087	4861087
	677917	674234	5144014	5277234	5277234
PRINTED MATTER N O P					4292
100 U KINGDOM		6156		90497	
231 HONG KONG				116	
234 AUSTRALIA				182	
306 BELGIUM		949		1197	
318 DENMARK				491	
327 FRANCE		452		1623	
335 GERMANY W		162		7211	
344 ITALY		933		2025	
347 JAPAN		11160		31539	
354 NETHRLNDS		906		1555	
375 SWEDEN		220		470	
376 SWITZRLND		236		1142	
381 ALASKA				775	
400 U STATES		285076		2004931	
		306250		2143754	

IMPORTS INTO CANADA FOR CONSUMPTION

Articles and Countries from which Imported	MONTH OF AUGUST 1957		EIGHT MONTHS ENDED AUGUST 1957		Class Number	
	Quantities	Values (\$)	Quantities	Values (\$)		
CARDS FOR PLAYING						
100 U KINGDOM	PACK 10032	3495	16340	7002	4293	
305 AUSTRIA	444	132	444	132		
327 FRANCE			48	116		
335 GERMANY W			1996	500		
344 ITALY			2145	711		
347 JAPAN			100	57		
400 U STATES	17664	8728	57053	33123		
	28140	12355	78126	41641		
HAND MADE DRAWINGS OR DESIGNS						
100 U KINGDOM				432	4294	
335 GERMANY W				275		
344 ITALY				144		
400 U STATES		571		17920		
		571		18771		
LABELS TAGS TICKETS						
100 U KINGDOM		11502		60345	4295	
232 MALTA				134		
234 AUSTRALIA				736		
306 BELGIUM				268		
316 CUBA				574		
318 DENMARK				144		
327 FRANCE		253		4099		
328 FR AFRICA				111		
335 GERMANY W		245		899		
347 JAPAN				655		
354 NETHRLNDS		117		194		
400 U STATES		122423		861550		
		134540		929709		
PICTORIAL POST CARDS FOLDERS						
100 U KINGDOM	LB 9811	3148	16994	9340	4296	
318 DENMARK	60	108	1299	2131		
327 FRANCE	920	1931	2471	4964		
335 GERMANY W	597	1013	1631	2876		
344 ITALY	265	440	1060	1216		
347 JAPAN	50	64	715	550		
354 NETHRLNDS			547	694		
360 ISRAEL			1601	2187		
375 SWEDEN			135	103		
376 SWITZRLND	255	484	1496	2102		
400 U STATES	172832	157091	1026562	976614		
	184790	164279	1054511	1002777		
BIBLES PRAYER BOOKS HYMN BOOKS						
100 U KINGDOM		45030		299078		4301
231 HONG KONG		139		139		
306 BELGIUM		16731		213548		
327 FRANCE		8792		122348		
335 GERMANY W		1553		21188		
344 ITALY		27756		82372		
347 JAPAN		453		2126		
352 MEXICO				790		
354 NETHRLNDS				1494		
360 ISRAEL		200		3056		
372 SPAIN				488		
375 SWEDEN				130		
376 SWITZRLND		220		4996		
378 JORDAN				225		
389 IRELAND				132		
400 U STATES		288083		2057881		
		388957		2809991		
BLANK BOOKS RULED OR PLAIN						
100 U KINGDOM				1204	4302	
335 GERMANY W				745		
344 ITALY		142		142		
347 JAPAN		103		979		
400 U STATES		278		20318		
		523		23388		
BOOKS OVER 12 YEARS OLD						
100 U KINGDOM		691		2540	4303	
400 U STATES		501		10372		
		1192		12912		
TEXT BOOKS FOR SCHOOLS COLLEGE						
100 U KINGDOM		12864		69426	4305	
215 INDIA				219		
231 HONG KONG				497		
305 AUSTRIA				141		
306 BELGIUM		4712		14376		
318 DENMARK				559		
327 FRANCE		26452		115812		
335 GERMANY W		392		4390		
344 ITALY		765		1968		
354 NETHRLNDS		416		3963		
372 SPAIN		500		500		
375 SWEDEN				137		
376 SWITZRLND				532		
388 YUGO SLAV				119		
400 U STATES		654461		3390747		
		700562		3603386		
BOOKS NOVELS FICTION						
100 U KINGDOM		5604		15180	4306	
318 DENMARK		124		124		
400 U STATES		7308		84315		
		13116		99619		

IMPORTS INTO CANADA FOR CONSUMPTION

Articles and Countries from which Imported	MONTH OF AUGUST 1957		EIGHT MONTHS ENDED AUGUST 1957		Class Number
	Quantities	Values (\$)	Quantities	Values (\$)	
BOOKS SCIENCE FOR LIBRARIES					4307
100 U KINGDOM		25447		164072	
203 B E AFR				150	
215 INDIA		335		7501	
231 HONG KONG				74	
234 AUSTRALIA				1993	
236 NEW ZEAL				1889	
306 BELGIUM		347		5391	
313 CHINA				359	
318 DENMARK		1119		4522	
327 FRANCE		5089		34411	
335 GERMANY W		1697		6944	
344 ITALY		231		1515	
347 JAPAN		72		2737	
354 NETHRLNDS		696		6253	
375 SWEDEN		152		1289	
376 SWITZRLND		1350		7490	
380 USSR				230	
389 IRELAND				267	
390 GERMANY E				208	
400 U STATES		558231		3829209	
		594766		4076504	
BOOKS GOVERNMENT ASSOCIATION					4308
100 U KINGDOM		4727		46225	
207 UN SO AFR				867	
217 CEYLON				500	
220 BERMUDA				130	
234 AUSTRALIA		78		544	
306 BELGIUM		79		585	
327 FRANCE		705		9954	
335 GERMANY W		174		3128	
344 ITALY				15476	
352 MEXICO				149	
354 NETHRLNDS				487	
372 SPAIN				50	
376 SWITZRLND				607	
400 U STATES		29209		221449	
		34972		300151	
FREIGHT RATES FOR RAILWAYS					4309
100 U KINGDOM		204		2761	
234 AUSTRALIA				50	
327 FRANCE				858	
335 GERMANY W				496	
354 NETHRLNDS				172	
376 SWITZRLND		57		57	
400 U STATES		3040		30050	
		3301		34444	
BOOKS PRINTED PERIODICALS NOP					4310
100 U KINGDOM		190055		1095194	
231 HONG KONG		50		50	
234 AUSTRALIA				861	
305 AUSTRIA				1243	
318 DENMARK				371	
327 FRANCE				1042	
335 GERMANY W		95		1577	
340 HUNGARY				92	
344 ITALY		72		999	
347 JAPAN		495		1283	
354 NETHRLNDS		321		5628	
375 SWEDEN				251	
376 SWITZRLND				262	
381 ALASKA				133	
400 U STATES		763900		7116575	
		954988		8225561	
BOOKS FOREIGN LANGUAGE					4311
100 U KINGDOM		4991		15245	
231 HONG KONG		404		1317	
304 ARGENTINA				356	
306 BELGIUM		33586		174494	
318 DENMARK		258		711	
326 FINLAND		206		2220	
327 FRANCE		157981		1017834	
335 GERMANY W		2718		25501	
340 HUNGARY		905		3356	
341 ICELAND				823	
344 ITALY		277		11244	
347 JAPAN		384		922	
354 NETHRLNDS		5430		32060	
360 ISRAEL		130		130	
365 POLAND				826	
372 SPAIN				579	
375 SWEDEN		116		2678	
376 SWITZRLND		1229		6456	
380 USSR		111		240	
391 LEBANOM				442	
400 U STATES		10135		157571	
		218861		1455005	

IMPORTS INTO CANADA FOR CONSUMPTION

Articles and Countries from which Imported	MONTH OF AUGUST 1957		EIGHT MONTHS ENDED AUGUST 1957		Class Number
	Quantities	Values (\$)	Quantities	Values (\$)	
<u>GROUP 5</u>					
<u>IRON AND ITS PRODUCTS</u>					
IRON ORE	TON				5001
309 BRAZIL	55604	691838	131376	1651066	
312 CHILE			11424	102816	
375 SWEDEN	6	363	6	363	
400 U STATES	901402	6976081	2961597	22897512	
	957012	7668282	3104403	24651757	
FERRO TUNGSTEN	CWT				5010
100 U KINGDOM			1536	101267	
400 U STATES	4	758	21	4768	
	4	758	1557	106035	
PIG IRON FOR AGRIC IMPLEMENTS	TON				5011
400 U STATES			218	14557	
			218	14557	
PIG IRON N O P	TON				5012
100 U KINGDOM			167	11140	
400 U STATES	127	7636	2460	166155	
	127	7636	2627	177295	
FERRO MANG UNDER	CWT				5013
1 PC SILICON	45	876	45	876	
100 U KINGDOM	920	13937	7323	119335	
400 U STATES	965	14813	7368	120211	
SILICO MANG OVER	CWT				5014
1 PC SILICON			1103	20074	
327 FRANCE	1088	16202	12798	213877	
347 JAPAN	2061	39943	18404	396259	
400 U STATES	3149	56145	32305	630210	
FERRO SILICON	CWT				5015
375 SWEDEN	73	1012	140	1953	
400 U STATES	1949	31159	12055	225010	
	2022	32171	12195	226963	
ALLOYS N O P FOR	CWT				5018
MFR OF STEEL	30	6475	1659	121764	
100 U KINGDOM			3920	85416	
205 RHOD NYAS			2007	54561	
327 FRANCE			112	2413	
335 GERMANY W	60	1342	281	6775	
375 SWEDEN	4543	112298	84706	2475060	
400 U STATES	4633	120115	92685	2745989	
INGOTS COGGED BLOOMS SLABS N O P	TON				5020
100 U KINGDOM	3	1766	43	22666	
375 SWEDEN			3	2097	
400 U STATES	144	15804	16095	1970215	
	147	17570	16141	1994978	
INGOTS NOT LESS THAN 3 CTS LB	TON				5021
400 U STATES	127	41647	2176	727873	
	127	41647	2176	727873	
INGOTS FOR FORGINGS INGOTS N O P	TON				5022
400 U STATES	60	9259	580	85410	
	60	9259	580	85410	
SPONGE IRON	TON				5024
400 U STATES	14	2593	250	38541	
	14	2593	250	38541	
CAST SCRAP	TON				5031
381 ALASKA			47	1725	
400 U STATES	5885	211141	33287	1174057	
	5885	211141	33334	1175782	
WROUGHT SCRAP	TON				5032
100 U KINGDOM			2034	32372	
334 ST PIERRE			38	1229	
359 NORWAY	2	75	2	75	
375 SWEDEN	2	75	2	75	
381 ALASKA	11	398	2	75	
400 U STATES	39922	1476180	255635	10866537	
	39937	1476728	257775	10902660	
TIN PLATE SCRAP	TON				5033
400 U STATES	3	67	612	16623	
	3	67	612	16623	
AXLES FOR RAILWAY VEHICLES					5041
100 U KINGDOM		6412		81819	
400 U STATES		10501		203234	
		16913		285053	
AXLES FOR VEHICLES N O P					5042
100 U KINGDOM				1474	
400 U STATES		57315		570226	
		57315		571700	
AXLES N O P					5043
100 U KINGDOM				153	
400 U STATES		35685		189718	
		35685		189871	
CASTINGS FOR AGRIC IMPLEMENTS					5044
100 U KINGDOM				9518	
400 U STATES		1096		49966	
		1096		59484	
INGOT MOULDS FOR STEEL					5045
100 U KINGDOM				74821	
400 U STATES		99601		1366810	
		99601		1441631	

IMPORTS INTO CANADA FOR CONSUMPTION

Articles and Countries from which Imported	MONTH OF AUGUST 1957		EIGHT MONTHS ENDED AUGUST 1957		Class Number
	Quantities	Values (\$)	Quantities	Values (\$)	
MOULDS N O P					
100 U KINGDOM		212		1531	5046
306 BELGIUM				4624	
327 FRANCE				1104	
400 U STATES				268058	
		32540		275317	
		32752			
CASTINGS MALLEABLE N O P ROUGH	CWT		264	5079	5047
100 U KINGDOM			11	348	
376 SWITZRLND		1766	23526	576950	
400 U STATES		37182	23801	582377	
	1766	37182			
CASTINGS NONMALLEABLE N O P RGH	CWT		112	3380	5048
100 U KINGDOM				489541	
400 U STATES		2435	20415	492921	
	2435	70030	20527		
CASTINGS OF STEEL N O P ROUGH	CWT				5049
100 U KINGDOM		28	114	8667	
359 NORWAY			1326	28933	
376 SWITZRLND			311	19737	
400 U STATES		5964	54014	1411027	
	5992	150633	55765	1468364	
FORGINGS N O P					5050
100 U KINGDOM		30400		175293	
335 GERMANY W				15044	
344 ITALY				1030	
400 U STATES				1517456	
		153102		1708823	
		183502			
FORGINGS HOLLOW AND 20 TONS					5051
100 U KINGDOM		55864		591679	
306 BELGIUM				19914	
335 GERMANY W				14174	
344 ITALY				56695	
400 U STATES				431498	
		36977		1113960	
		92841			
PISTON RING CASTINGS ROUGH					5052
100 U KINGDOM		613		4095	
400 U STATES		3483		68958	
		4096		73053	
CASTINGS FOR RAILWAY VEHICLES					5054
400 U STATES				213	
				213	
TIRES STEEL ROUGH RAILWAY	CWT				5055
100 U KINGDOM	5071	63608	21941	268213	
400 U STATES	234	2462	2399	26802	
	5305	66070	24340	295015	
STEEL WHEELS FOR RAILWAYS					5057
100 U KINGDOM		363630		3048505	
400 U STATES		40070		196916	
		403700		3245421	
FORGED GOLF CLUB HEADS					5058
400 U STATES		1851		28934	
		1851		28934	
SEMI FINISHED PISTON CASTINGS					5059
400 U STATES		996		7268	
		996		7268	
BARS BILLETS HOT ROLLED N O P	CWT		367	941	5071
400 U STATES			367	941	
BARS BILLETS COLD ROLLED N O P	CWT				5072
100 U KINGDOM	5632	45828	43255	366886	
305 AUSTRIA			61	1110	
306 BELGIUM	793	5917	8221	78422	
335 GERMANY W	17	821	1004	18288	
375 SWEDEN	3	76	480	17132	
400 U STATES	3715	66280	91141	1113157	
	10160	118922	144162	1594995	
BARS BILLETS H R 4CTS AND OVER	CWT				5073
100 U KINGDOM	17510	137393	156840	1234606	
305 AUSTRIA			519	10086	
306 BELGIUM	12688	67100	90482	492343	
312 CHILE			1991	10048	
327 FRANCE	831	6488	26358	147369	
335 GERMANY W			1025	8037	
375 SWEDEN			1258	34899	
400 U STATES	40675	355005	653715	5102216	
	71704	565986	932188	7039604	
BARS BILLETS HAMMERED N O P	CWT				5074
100 U KINGDOM	65	902	72	1077	
305 AUSTRIA			201	4208	
335 GERMANY W			2	133	
375 SWEDEN			44	1596	
381 ALASKA	10	378	10	378	
400 U STATES	67	4039	523	20368	
	142	5319	852	27760	
BARS SHEETS STRIP FOR SHOVELS	CWT		14	167	5076
400 U STATES			14	167	
BARS RODS FOR AGRIC IMPLEMENTS	CWT		15	81	5077
335 GERMANY W				600848	
400 U STATES	5901	49505	74895	600929	
	5901	49505	74910		
RAILWAY RAILS N O P	TON				5078
100 U KINGDOM	3071	342599	15264	1724184	
306 BELGIUM			448	45030	

IMPORTS INTO CANADA FOR CONSUMPTION

Articles and Countries from which Imported	MONTH OF AUGUST 1957		EIGHT MONTHS ENDED AUGUST 1957		Class Number
	Quantities	Values (\$)	Quantities	Values (\$)	
327 FRANCE			27	2863	
335 GERMANY W	20	2031	1157	123314	
354 NETHRLNDS			204	21409	
400 U STATES	709	51573	5174	490248	
STEEL GROOVED TRAMWAY RAILS	3800	396203	22274	2407048	
400 U STATES	TON				5079
	66	9191	137	19099	
BARS HOT R ROUNDS AND SQUARES	66	9191	137	19099	
100 U KINGDOM	CWT				5081
375 SWEDEN	1108	10315	4842	50326	
400 U STATES			45	2428	
	5542	40753	45366	342023	
	6650	51068	50253	394777	
RODS FOR MANUFACTURE OF CHAIN	CWT				5102
400 U STATES			1584	10720	
			1584	10720	
RODS NOT OVER 375 IN FOR WIRE	CWT				5103
100 U KINGDOM	2260	17865	12740	71508	
306 BELGIUM	2176	11501	40769	214202	
312 CHILE			4962	26825	
335 GERMANY W			9100	51935	
400 U STATES	1053	7125	29495	200271	
	5489	36491	97066	564741	
WELDING RODS OF ALL KINDS	CWT				5104
100 U KINGDOM	164	12220	852	41698	
305 AUSTRIA			22	744	
306 BELGIUM			13	520	
335 GERMANY W	9	1423	138	13206	
375 SWEDEN			11	189	
400 U STATES	10979	352470	107236	2859524	
	11152	366113	108272	2915881	
BLANKS FOR MILLING CUTTERS	CWT				5111
400 U STATES	15	2225	75	9338	
	15	2225	75	9338	
STRIP HOT R 080 INCH OR LESS	CWT				5112
400 U STATES			186	693	
			186	693	
STRIP HOT R OVER 080 INCH	CWT				5113
400 U STATES			566	1810	
			566	1810	
STRIP COLD R 080 INCH OR LESS	CWT				5114
100 U KINGDOM	827	7135	4304	36973	
375 SWEDEN	11	789	3147	117523	
400 U STATES	5058	75719	37725	616538	
	5896	83643	45176	771034	
STRIP COLD R OVER 080 INCH	CWT				5115
100 U KINGDOM			259	2699	
400 U STATES	1243	19829	10605	160475	
	1243	19829	10864	163174	
STRIP HOT R FOR COLD ROLLING	CWT				5116
STRIP FOR MANUFACTURE OF MATS	CWT				5117
400 U STATES			414	3360	
			414	3360	
STRIP COLD ROLLED FOR DOORS	CWT				5118
HOOP STEEL FOR COOPERAGE	CWT				5120
100 U KINGDOM			702	5204	
400 U STATES	23	311	7918	61579	
	23	311	8620	66783	
PLATES 66 INCHES WIDE OR LESS	CWT				5121
100 U KINGDOM			1481	9409	
327 FRANCE			518	4270	
400 U STATES	2764	10828	47575	220361	
	2764	10828	49574	234040	
PLATES OVER 66 INS LESS 78 INS	CWT				5122
400 U STATES	503	2620	20545	100233	
	503	2620	20545	100233	
PLATES FLANGED CURVED N O P	CWT				5123
100 U KINGDOM			19681	138210	
400 U STATES	6080	99808	48933	805485	
	6080	99808	68614	943695	
PLATES FOR BOILERS DIGESTERS	CWT				5124
100 U KINGDOM	53	1143	3399	31134	
400 U STATES	14416	116387	80205	711415	
	14469	117530	83604	742549	
PLATES STEEL CHEQUER SURFACE	CWT				5125
100 U KINGDOM			9037	63674	
400 U STATES	29906	190499	217745	1365417	
	29906	190499	226782	1429091	
SHEETS OVER 080 INCH THICK N O P	CWT				5126
400 U STATES	5395	37864	50354	335062	
	5395	37864	50354	335062	
SHEETS 080 INCH OR LESS N O P	CWT				5127
100 U KINGDOM	2538	16545	21379	144695	
335 GERMANY W			5	59	
400 U STATES	43070	305125	417681	2885594	
	45608	321670	439065	3030348	
SHEET OR STRIP FOR TIN PLATE	CWT				5128
SHEETS FOR MFR OF HOLLOW WARE	CWT				5129
100 U KINGDOM	326	2119	12321	83335	
400 U STATES	8329	56014	79009	562459	
	8655	58133	91330	645794	
SHEETS BLUE FOR HEATING APP	CWT				5130

IMPORTS INTO CANADA FOR CONSUMPTION

Articles and Countries from which Imported	MONTH OF AUGUST 1957		EIGHT MONTHS ENDED AUGUST 1957		Class Number
	Quantities	Values (\$)	Quantities	Values (\$)	
SHEETS 075SILICON FOR ELEC APP 100 U KINGDOM 400 U STATES	CWT 32880	587506	4151 377985	88029 6723481	5131
	32880	587506	382136	6811510	
SHEETS 50 PER POUND OR OVER 100 U KINGDOM 234 AUSTRALIA 306 BELGIUM 312 CHILE 327 FRANCE 335 GERMANY W 347 JAPAN 365 POLAND 375 SWEDEN 381 ALASKA 387 VENEZUELA 400 U STATES	CWT 42006 7655 310 684	330006 52503 1643 5606	545548 84190 94514 121550 11706 143517 90099 1707 440 31 105	3865121 552492 691061 803671 77483 1068789 700550 10781 5210 235 744	5132
	392603	2610400	3380502	23364541	
	443258	3000158	4473909	31140678	
SHEETS RUST PROOF OVER 5 CTS 100 U KINGDOM 335 GERMANY W 375 SWEDEN 387 VENEZUELA 400 U STATES	CWT 1999 224	110843 11094	35340 7202 3656 4	1710307 50725 186774 263	5133
	16752	528695	148166	4793733	
	18975	650632	194368	6741802	
SHEETS CORRUGATED AND PEBBLED 100 U KINGDOM 400 U STATES	CWT 642 6363	5679 57094	2850 44033	32976 398663	5134
	7005	62773	46863	431639	
SHEETS COATED WITH PAINT TAR 100 U KINGDOM 335 GERMANY W 387 VENEZUELA 400 U STATES	CWT 20106	213638	1904 137 1599 191484	21640 2557 16263 1990483	5135
	20106	213638	195124	2030943	
SHEETS COATED WITH ENAMEL 400 U STATES	CWT 28	1132	198	7243	5136
	28	1132	198	7243	
SHEETS COATED WITH TIN 100 U KINGDOM 400 U STATES	CWT 57 4263	665 45089	76305 25709	702030 250911	5137
	4320	45754	102014	952941	
SHEETS COATED WITH METAL N O P 335 GERMANY W 400 U STATES	CWT 113 3243	2442 58883	1268 20090	25342 454285	5139
	3356	61325	21358	479627	
SHEETS COATED WITH ZINC N O P 100 U KINGDOM 306 BELGIUM 335 GERMANY W 347 JAPAN 387 VENEZUELA 400 U STATES	CWT 1347	12241	4483 127 59 154 110	38115 1426 768 2064 2089	5140
	9351	94953	70429	765465	
	10698	107194	75362	809927	
SHEETS FOR COATING WITH METALS 400 U STATES	CWT 2673	43328	9544	170436	5141
	2673	43328	9544	170436	
SHEETS FOR MFR BUCKLE CLASPS 100 U KINGDOM 400 U STATES	CWT 2048	30027	226 6848	6064 106460	5143
	2048	30027	7074	112524	
SHEETS COLO ROLLED FOR HINGES 400 U STATES	CWT 719	6659	3107	38544	5144
	719	6659	3107	38544	
SHEETS FOR MFR OF SADDLERY 400 U STATES	CWT		45	1690	5145
			45	1690	
SHEETS TEMPERED FOR SAWS 100 U KINGDOM 318 DENMARK 375 SWEDEN 400 U STATES	CWT 169 81	8993 6034	488 15 828 1065	12733 787 46816 61229	5146
	250	15027	2396	121565	
SHEETS NOT TEMPERED FOR SAWS 100 U KINGDOM 335 GERMANY W 375 SWEDEN 400 U STATES	CWT 139 54 56	3063 8107 2932	738 103 1662	16718 15863 56141	5147
	1420	61145	20765	700319	
	1669	75247	23268	789041	
SHEETS COLO ROLLED FOR PIPE 400 U STATES	CWT 351	4117	33948	209672	5148
	351	4117	33948	209672	
SKELP 14 INS OR LESS FOR PIPE 100 U KINGDOM 335 GERMANY W 400 U STATES	CWT 90523	481670	10124 38170 1168092	54850 190144 6041671	5149
	90523	481670	1216386	6286665	
SKELP OVER 14 INS FOR PIPE 347 JAPAN 400 U STATES	CWT 382990	2494198	21507 3021897	176487 18379186	5150
	382990	2494198	3043404	18555673	
HOT R STRIP FOR MOTOR VEHICLES 400 U STATES	CWT		2559	19844	5151
			2559	19844	

IMPORTS INTO CANADA FOR CONSUMPTION

Articles and Countries from which Imported	MONTH OF AUGUST 1957		EIGHT MONTHS ENDED AUGUST 1957		Class Number
	Quantities	Values (\$)	Quantities	Values (\$)	
WROUGHT OR PUDDLLED IRON BILLET	CWT				5152
HOOP STRIP BESSEMER FOR HINGES 400 U STATES	CWT	360 1370	2865 12110		5153
PLATES 78 INCHES AND OVER 400 U STATES	CWT	360 1370	2865 12110		5154
SHEETS COATED LEAD AND TIN 400 U STATES	CWT	7069 60737	71741 609444		5157
ANGLES BEAMS 35 LBS OR OVER	CWT	7069 60737	71741 609444		5161
100 U KINGDOM		17731 118823	253873 1434624		
306 BELGIUM		106928 710574	874229 5798092		
327 FRANCE		8512 44077	318012 2009715		
335 GERMANY W		929 5984	129522 861005		
359 NORWAY			6568 47430		
400 U STATES		581926 3345977	4073536 24334260		
		716026 4225435	5655740 34485126		
ANGLES BEAMS N O P	CWT				5162
100 U KINGDOM		3585 21890	73034 442390		
305 AUSTRIA			339 2092		
306 BELGIUM		108135 599526	1142679 6513756		
312 CHILE		82 419	4305 22643		
327 FRANCE		8255 42136	401581 2164163		
335 GERMANY W			20183 104733		
359 NORWAY			36547 217066		
375 SWEDEN			108 5596		
400 U STATES		108430 674479	1115103 7263609		
		228487 1338450	2793879 16736048		
ANGLES DRILLED	CWT				5163
100 U KINGDOM		10067 98946	147946 1511664		
306 BELGIUM		627 4531	2147 14753		
335 GERMANY W		91 1362	961 12304		
344 ITALY		548 7020	13469 135448		
400 U STATES		3114 39951	44199 453399		
		14447 151810	208722 2127568		
BEAMS UNDER 5 1 HALF LB PER YD	CWT				5164
306 BELGIUM			1051 6903		
400 U STATES		8748 55713	86249 543630		
		8748 55713	87300 550533		
MASTS ANGLES PLATES FOR SHIPS	CWT				5165
100 U KINGDOM		2244 17783	33964 242578		
234 AUSTRALIA			1220 9628		
305 AUSTRIA			3455 33697		
306 BELGIUM			16907 156520		
312 CHILE			6524 43953		
335 GERMANY W			20563 181634		
347 JAPAN			69009 560783		
400 U STATES		100984 614129	609816 3713502		
		103228 631912	761458 4942295		
SASH OR CASEMENT SECTIONS	CWT				5166
100 U KINGDOM		948 5783	8205 51852		
306 BELGIUM			1291 9295		
400 U STATES		6050 62626	37747 369741		
		6998 68409	47243 430888		
SHAPES 35 LBS PER YARD OR OVER	CWT				5167
100 U KINGDOM		1197 8184	18849 122001		
306 BELGIUM		2923 18180	120436 734568		
327 FRANCE		566 3167	19675 124096		
335 GERMANY W			2162 13488		
359 NORWAY			37476 238158		
400 U STATES		22720 144266	159533 1022267		
		27406 173797	358131 2254578		
PIPE CAST 5 CTS PER LB OR LESS	CWT				5181
100 U KINGDOM		32033 133640	360239 1395347		
335 GERMANY W			141 659		
400 U STATES			37 82		
		32033 133640	360417 1396088		
PIPE CAST N O P	CWT				5182
100 U KINGDOM		4208 25306	27748 171004		
335 GERMANY W			1121 8574		
381 ALASKA			4 80		
400 U STATES		2560 37807	12978 320762		
		6768 63113	41851 500420		
PIPE TUBES FOR BOILERS	CWT				5183
100 U KINGDOM		8092 113945	51636 664394		
335 GERMANY W			2175 19784		
375 SWEDEN		15 2612	504 36319		
376 SWITZRLND			5394 50083		
400 U STATES		5435 136101	101751 2378019		
		13542 252658	161460 3148599		
PIPE WROUGHT 2 ONE HALF INCHES	CWT				5185
100 U KINGDOM			654 4777		
335 GERMANY W			102 3303		
400 U STATES		24 999	2141 32283		
		24 999	2897 40363		
PIPE BEAMLESS 5 CTS PER LB NOP	CWT				5186
100 U KINGDOM		3884 101150	29358 766727		
335 GERMANY W			121 2025		
375 SWEDEN		53 3594	6423 176578		
400 U STATES		13418 348069	145422 3520324		
		17355 452813	181324 4465654		
PIPE WROUGHT OVER 10 1 HALF IN	CWT				5187
100 U KINGDOM		197809 1350657	1529245 9859484		
335 GERMANY W			941 18487		

IMPORTS INTO CANADA FOR CONSUMPTION

Articles and Countries from which Imported	MONTH OF AUGUST 1957		EIGHT MONTHS ENDED AUGUST 1957		Class Number
	Quantities	Values (\$)	Quantities	Values (\$)	
344 ITALY			147	3797	
400 U STATES	757965	6528227	5256606	44503986	
PIPE WROUGHT LESS 10 1 HALF IN	955774	7878884	6786939	54385754	5188
100 U KINGDOM	CWT 26379	198352	216364	1792817	
224 JAMAICA			15	783	
234 AUSTRALIA	7624	72103	11446	101923	
306 BELGIUM			4720	38579	
327 FRANCE	3398	21925	6235	42513	
335 GERMANY W	3339	24767	14795	183107	
347 JAPAN	6612	55002	6612	55002	
375 SWEDEN			2	189	
400 U STATES	34378	458751	359558	4507973	
TUBES WROUGHT COATED HALF INCH	81730	830900	619747	6722886	5190
100 U KINGDOM	CWT		33	2162	
400 U STATES	566	24335	4836	223269	
PIPE WROUGHT N O P	566	24335	4869	225431	5191
100 U KINGDOM	CWT 225	6709	657	20256	
305 AUSTRIA			1305	15750	
306 BELGIUM			2566	22990	
335 GERMANY W	5	163	1255	11570	
376 SWITZRLND			18	893	
400 U STATES	7915	107096	285016	2012516	
PIPE FITTINGS COUPLINGS N O P	8145	113968	290817	2083975	5192
100 U KINGDOM		33451		291316	
305 AUSTRIA				214	
335 GERMANY W		29152		65854	
344 ITALY				331	
347 JAPAN		32591		122415	
400 U STATES		578061		4899654	
PIPE SEAMLESS COLD DR POLISHED		673255		5379784	5193
100 U KINGDOM	CWT 30	4337	550	27035	
400 U STATES	8	559	173	18454	
TUBING STEEL FOR FISHING RODS	38	4896	723	45489	5194
CASING GAS WATER OR OIL WELL	CWT				5195
100 U KINGDOM	72725	653241	351567	3260335	
234 AUSTRALIA			9362	72922	
306 BELGIUM			42705	450603	
317 CZECHO S			41831	488241	
327 FRANCE			86879	922280	
335 GERMANY W	12970	140518	170132	1827003	
344 ITALY	15298	132136	151646	1410226	
347 JAPAN	44491	435977	536222	5562827	
354 NETHRLNDS			4091	50460	
381 ALASKA			20000	191000	
400 U STATES	180458	2015876	1584125	16629578	
PIPE FITTINGS WELDING TYPE	325942	3377748	2998560	30865475	5196
100 U KINGDOM		48917		390909	
335 GERMANY W		44645		166383	
347 JAPAN		3224		14083	
400 U STATES		308838		2461173	
PIPE FOR WELDING TYPE FITTINGS		405624		3032548	5197
400 U STATES	CWT 3396	93701	29008	736818	
WIRE BARBED FENCING	3396	93701	29008	736818	5201
100 U KINGDOM	CWT 3940	33514	50746	405369	
306 BELGIUM			8375	56415	
327 FRANCE			1540	9384	
335 GERMANY W			17603	116188	
400 U STATES	24	214	220	1378	
WIRE FLAT QUARTER INCH OR LESS	3964	33728	78484	588734	5203
100 U KINGDOM	CWT		1066	13578	
306 BELGIUM			101	1396	
335 GERMANY W			265	1806	
400 U STATES	143	3748	3038	56464	
WIRE ZINC COATED	143	3748	4470	73244	5204
100 U KINGDOM	CWT 4325	38840	26564	234491	
306 BELGIUM	594	4929	4319	33136	
327 FRANCE	772	4917	982	6094	
335 GERMANY W	514	6085	1494	13848	
400 U STATES	1206	24506	17595	325342	
WIRE COATED NOP OR COVERED	7411	79277	50954	612911	5205
100 U KINGDOM	CWT 131	2411	1639	47968	
335 GERMANY W	7	432	478	7203	
347 JAPAN	4	124	15	351	
400 U STATES	286	17622	4736	209217	
WIRE ROPE FOR RIGGING SHIPS	428	20589	6868	264739	5206
347 JAPAN	CWT		97	2483	
WIRE ROPE CABLE NOP IRON STEEL			97	2483	5207
100 U KINGDOM	CWT 2896	44503	22881	485319	
306 BELGIUM	106	1437	2560	33779	
318 DENMARK			84	3963	
335 GERMANY W	1858	33076	10224	164329	

IMPORTS INTO CANADA FOR CONSUMPTION

Articles and Countries from which Imported	MONTH OF AUGUST 1957		EIGHT MONTHS ENDED AUGUST 1957		Class Number
	Quantities	Values (\$)	Quantities	Values (\$)	
347 JAPAN			760	7963	
354 NETHRLNDS	554	9458	5906	103835	
359 NORWAY	50	967	264	5415	
375 SWEDEN	46	1020	324	7496	
400 U STATES	1554	49478	11582	450042	
	7064	139939	54585	1262141	
WIRE STEEL FOR UPHOL SPRINGS					
400 U STATES	CWT				5208
	350	3654	5452	54338	
	350	3654	5452	54338	
WIRE STEEL FOR CORSET STEELS					
100 U KINGDOM	60	2147	510	19104	
335 GERMANY W			40	1052	
400 U STATES	173	9367	790	43781	
	233	11514	1340	63937	
WIRE STEEL FOR MFR WIRE ROPE					
100 U KINGDOM	27552	314091	227077	2571528	5210
306 BELGIUM			550	7768	
335 GERMANY W	2176	21715	13212	139879	
347 JAPAN	500	6274	1003	13493	
354 NETHRLNDS			400	3569	
359 NORWAY			602	6340	
400 U STATES	415	7444	29084	433358	
	30643	349524	271928	3175935	
WIRE ROPE STEEL COMML FISHING					
100 U KINGDOM		10004		158056	5211
306 BELGIUM				4686	
318 DENMARK				2712	
347 JAPAN				4060	
359 NORWAY				557	
400 U STATES		68		7508	
		10072		177579	
WIRE STEEL FOR CARD CLOTHING					
100 U KINGDOM	CWT		51	1885	5212
			51	1885	
WIRE ROPE CABLE STEEL USED					
100 U KINGDOM	CWT		1281	2618	5213
400 U STATES	3591	12964	19753	79249	
	3591	12964	21034	81867	
WIRE OF IRON OR STEEL N O P					
100 U KINGDOM	2973	43412	25349	235822	5214
306 BELGIUM	551	3574	10128	80356	
312 CHILE			1200	10354	
318 DENMARK			1533	20119	
327 FRANCE			6715	35227	
335 GERMANY W	63	873	4835	33579	
344 ITALY			401	5103	
347 JAPAN			1	78	
354 NETHRLNDS			100	6110	
375 SWEDEN	122	3627	675	26799	
400 U STATES	3581	98285	62290	1114446	
	7290	149771	113227	1567993	
WIRE FENCING NOT LESS OBO INCH					
100 U KINGDOM		9937		97264	5215
335 GERMANY W		1946		43966	
400 U STATES		561		20943	
		12444		162173	
WIRE FENCING WOVEN N O P					
100 U KINGDOM		181		6911	5216
305 AUSTRIA				25997	
306 BELGIUM				171	
335 GERMANY W		851		9007	
400 U STATES		1040		27408	
		2072		69494	
WIRE NETTING FOR FUR FARMS					
100 U KINGDOM				4330	5217
306 BELGIUM				9852	
400 U STATES		4750		30019	
		4750		44201	
WIRE SCREENS DOORS WINDOWS					
100 U KINGDOM		141		75024	5218
335 GERMANY W				291	
400 U STATES		12490		65525	
		12631		140840	
WIRE MESH IN ACETATE FILM					
100 U KINGDOM		3214		16959	5219
400 U STATES		3799		9212	
		7013		26171	
WIRE CLOTH OR SCREEN OF IRON					
100 U KINGDOM		259		4794	5220
327 FRANCE				1796	
335 GERMANY W		1667		29503	
347 JAPAN				187129	
354 NETHRLNDS		1794		6936	
400 U STATES		30056		231991	
		33776		462149	
WIRE NETTING OF IRON OR STEEL					
100 U KINGDOM		2710		65796	5221
305 AUSTRIA				670	
306 BELGIUM				23781	
335 GERMANY W				21921	
347 JAPAN		766		766	
400 U STATES		7597		47509	
		11073		160443	
WIRE RUSTPROOF FOR FISHING					
100 U KINGDOM				1020	5222
347 JAPAN		184		353	

IMPORTS INTO CANADA FOR CONSUMPTION

Articles and Countries from which Imported	MONTH OF AUGUST 1957		EIGHT MONTHS ENDED AUGUST 1957		Class Number
	Quantities	Values (\$)	Quantities	Values (\$)	
400 U STATES				1 4237	
WIRE ROPE FOR WELL DRILLING		184		1 5610	5223
100 U KINGDOM		9 329		40 368	
335 GERMANY W				10 194	
354 NETHRLNDS		7 487		14 833	
400 U STATES				40 145	
WELDED WIRE FABRIC REINFORCING		1 6816		10 5540	5224
100 U KINGDOM	CWT 2080	18 742	4070	40 796	
306 BELGIUM			5 482	35 426	
400 U STATES		1 6698	12 961	170 653	
	3235	35 440	22 513	246 875	
CABLE CHAIN FOR SHIPS					5231
100 U KINGDOM	CWT 1058	14 917	5 619	76 969	
400 U STATES			2 771	32 552	
	1058	14 917	8 390	109 521	
COIL CHAIN 9 EIGHTHS AND OVER					5232
100 U KINGDOM	CWT 952	9 386	10 271	75 546	
354 NETHRLNDS		9 50	9	50	
400 U STATES		982	306 7	85 685	
	1943	37 391	13 347	161 281	
COIL CHAIN UNDER 9 EIGHTHS IN					5233
100 U KINGDOM	CWT 356	8 254	3 692	59 522	
306 BELGIUM			502	6 180	
335 GERMANY W	96	15 31	3 529	38 489	
347 JAPAN			10	135	
354 NETHRLNDS		94	113	914	
400 U STATES		325	343 6	105 654	
	871	25 480	11 282	210 894	
SPROCKET CHAIN FOR AGRIC IMPL					5234
100 U KINGDOM				3 580	
335 GERMANY W		3 221		29 293	
400 U STATES		62 39		532 054	
		9 460		828 566	
SILENT CHAIN ROLLER CHAIN					5235
100 U KINGDOM		4 5818		329 158	
305 AUSTRIA				1 935	
317 CZECHOS				962	
335 GERMANY W		10 527		97 560	
347 JAPAN		1 557		48 280	
400 U STATES		107 301		105 1657	
		1 65203		1 529 552	
CHAINS M O P					5236
100 U KINGDOM		2 977		10 1459	
327 FRANCE				192	
335 GERMANY W		1 409		13 641	
344 ITALY		242		469	
347 JAPAN				101	
381 ALASKA				290	
400 U STATES		96 165		720 826	
		100 793		836 978	
DIESEL ENGINE PARTS M O P					5240
100 U KINGDOM		9 7778		96 7964	
234 AUSTRALIA				67	
305 AUSTRIA				644	
318 DENMARK		233		14 118	
327 FRANCE				6 781	
334 ST PIERRE				200	
335 GERMANY W		3 892		33 929	
344 ITALY		1 637		6 024	
354 NETHRLNDS		297		14 743	
359 NORWAY				12 33	
375 SWEDEN		2 350		24 945	
376 SWITZRLND		794		20 355	
381 ALASKA				300	
400 U STATES		159 3153		1062 1669	
		1700 134		11712 972	
AUTOMOBILE ENGINES AND PARTS					5242
100 U KINGDOM	N0 2	39 020	49	287 863	
335 GERMANY W	1	12 063	135	194 206	
400 U STATES	233	830 481	6 991	769 818	
	236	881 564	7 175	818 0187	
ENGINES GAS MARINE AND PARTS					5244
100 U KINGDOM	N0 7	3 477	44	56 782	
335 GERMANY W				773	
354 NETHRLNDS		449		508	
359 NORWAY				827	
400 U STATES	65	91 821	684	792 533	
	72	95 747	728	851 423	
ENGINES MOTOR TRUCK AND PARTS					5245
100 U KINGDOM	N0 15	44 965	235	525 026	
335 GERMANY W			190	41 169	
40 U STATES	487	472 656	7 300	750 048	
	502	517 621	7 725	806 6243	
ENGINES FISHING BOAT PARTS					5246
100 U KINGDOM	N0		10	3240	
381 ALASKA	2	985	2	985	
400 U STATES	7	8 675	134	86 245	
	9	9 660	146	90 470	
PARTS OF AIRCRAFT ENGINES					5248
100 U KINGDOM		90 7251		396 1634	
218 MALAYA				498	
381 ALASKA				192	
400 U STATES		194 5999		12042 357	
		2853250		16004 681	

IMPORTS INTO CANADA FOR CONSUMPTION

Articles and Countries from which Imported	MONTH OF AUGUST 1957		EIGHT MONTHS ENDED AUGUST 1957		Class Number
	Quantities	Values (\$)	Quantities	Values (\$)	
ENGINES UP TO 1 AND 1 HALF H P 100 U KINGDOM 400 U STATES	NO		6	135	5251
	6	1448	2909	83457	
ENGINES GAS N O P AND PARTS 100 U KINGDOM 305 AUSTRIA 306 BELGIUM 327 FRANCE 335 GERMANY W 347 JAPAN 376 SWITZRLND 400 U STATES	NO		51	60680	5252
	5	2198	1	480	
		186	1	186	
			1	134	
	1	153136	1	153760	
		152		152	
	1	299066	1	299066	
	7499	956632	87901	10609618	
ENGINES STEAM N O P AND PARTS 100 U KINGDOM 335 GERMANY W 354 NETHRLNDS 376 SWITZRLND 400 U STATES	NO		2	117976	5253
		5878	2	293539	
		4868		610	
	24	115543	165	916412	
FIRE ENGINES MACHINES AND PTS 100 U KINGDOM 335 GERMANY W 400 U STATES	NO		20	91264	5254
		56	3	2006	
	12	37190	263	403769	
LOCOMOTIVES RAILWAY N O P 400 U STATES	NO		286	497039	5255
			13	99578	
LOCOMOTIVE CHASSIS TOPS WHEELS 100 U KINGDOM 400 U STATES			13	99578	5256
		236698		33326	
LOCOMOTIVES SAWMILL MINING 100 U KINGDOM 335 GERMANY W 400 U STATES	NO			2959703	5257
	7	60303	35	347132	
	5	128900	116	2282569	
ENGINES AIRCRAFT UP TO 200 HP 400 U STATES	NO		151	2629757	5258
	12	189203			
ENGINES AIRCRAFT 201 TO 500 HP 100 U KINGDOM 381 ALASKA 400 U STATES	NO		251	233038	5259
	34	29745	251	233038	
	34	29745			
ENGINES AIRCRAFT 501 TO 1000HP 400 U STATES	NO		3	16045	5260
			1	2688	
	17	36680	184	522631	
ENGINES AIRCRAFT OVER 1000 HP 100 U KINGDOM 218 MALAYA 318 DENMARK 400 U STATES	NO		188	541364	5261
			72	325788	
			72	325788	
	24	233570	252	6489560	
ENGINES MARINE DIESEL 100 U KINGDOM 318 DENMARK 335 GERMANY W 375 SWEDEN 381 ALASKA 400 U STATES	NO		314	8423777	5265
	16	17267	207	277613	
			4	89646	
	1	461	13	98372	
			21	31483	
	1	1000	1	1000	
	30	256765	375	2246191	
ENGINES MOTOR VEHICLE DIESEL 100 U KINGDOM 335 GERMANY W 400 U STATES	NO		621	2744305	5266
	19	18617	91	119922	
	10	26936	7	7539	
ENGINES LOCOMOTIVE DIESEL 400 U STATES	NO		252	568482	5267
	29	45553	350	695943	
ENGINES DIESEL SEMI DIESEL NOP 100 U KINGDOM 327 FRANCE 335 GERMANY W 400 U STATES	NO		253	7024987	5268
	27	722409	253	7024987	
	27	722409			
POWER BOILERS 100 U KINGDOM 305 AUSTRIA 400 U STATES	NO		1338	1301907	5274
	219	265125	1	2299	
	1	1334	16	55611	
	68	416105	1346	7317779	
POWER BOILER PARTS 100 U KINGDOM 305 AUSTRIA 376 SWITZRLND 400 U STATES	NO		2701	8677596	5275
	288	682564			
OUTBOARD MOTORS 100 U KINGDOM 305 AUSTRIA 335 GERMANY W 400 U STATES	NO			22452	5280
		212		1828	
		174251		1371176	
		176291		1395456	
OUTBOARD MOTOR PARTS 100 U KINGDOM 305 AUSTRIA 376 SWITZRLND 400 U STATES	NO			16040	5283
		619		500	
		500		8777	
OUTBOARD MOTORS 100 U KINGDOM 305 AUSTRIA 335 GERMANY W 400 U STATES	NO			1124439	5283
		85995		1149756	
OUTBOARD MOTOR PARTS 100 U KINGDOM 305 AUSTRIA 335 GERMANY W 400 U STATES	NO				5283
	48	3695	255	19642	
	1	380	4	257	
	319	82180	9305	1790703	
	368	86255	9565	1811581	
		243765		2705043	
		243765		2705043	

IMPORTS INTO CANADA FOR CONSUMPTION

Articles and Countries from which Imported	MONTH OF AUGUST 1957		EIGHT MONTHS ENDED AUGUST 1957		Class Number
	Quantities	Values (\$)	Quantities	Values (\$)	
CREAM SEPARATOR PARTS					5290
100 U KINGDOM				113	
318 DENMARK		54		3714	
326 FINLAND		978		9553	
335 GERMANY W		777		2443	
375 SWEDEN		1080		18699	
400 U STATES		11706		61436	
		14595		95958	
CREAM SEPARATORS	NO				5292
318 DENMARK	4	6288	10	15190	
326 FINLAND	2	2677	12	18115	
335 GERMANY W	153	20732	1013	98781	
375 SWEDEN	348	33853	4257	335440	
400 U STATES	5	9250	1852	470838	
	512	72800	7144	938364	
MILK CLARIFIERS AND PARTS					5293
375 SWEDEN				7673	
400 U STATES				26454	
				34127	
MILKING MACHINES AND PARTS					5294
100 U KINGDOM				2088	
375 SWEDEN				766	
400 U STATES		121702		1412252	
		121702		1415106	
PASTEURIZERS DAIRY AND PARTS	NO				5295
100 U KINGDOM		5380	10	56041	
335 GERMANY W				120	
375 SWEDEN				30197	
400 U STATES	32	12286	313	238658	
	32	17666	323	325016	
POWER DAIRY MACHINERY					5296
100 U KINGDOM		3522		47827	
318 DENMARK				1750	
327 FRANCE				35684	
335 GERMANY W				14133	
375 SWEDEN		64		35416	
376 SWITZERLAND				8485	
400 U STATES		125838		1807775	
		129424		1951070	
FORKS PRONGED	DOZ				5301
100 U KINGDOM	6	104	82	1092	
335 GERMANY W	256	2337	2029	15574	
347 JAPAN			344	4228	
375 SWEDEN			50	758	
400 U STATES	44	1235	1386	30304	
	306	3676	3891	51956	
HARVESTERS AND PARTS	NO				5302
100 U KINGDOM		218		2044	
335 GERMANY W		1530		1530	
400 U STATES	242	208660	1962	3106762	
	242	210408	1962	3110743	
HAY LOADERS AND PARTS	NO				5303
400 U STATES	30	8186	448	88580	
	30	8186	448	88580	
HAY TEDDERS AND PARTS	NO				5304
400 U STATES				528	
				528	
MOWING MACHINES AND PARTS	NO				5305
100 U KINGDOM	8	1603	19	7035	
335 GERMANY W			8	1481	
400 U STATES	345	136608	7674	2100741	
	353	138211	7701	2109257	
POTATO DIGGERS PLANTERS PARTS	NO				5306
100 U KINGDOM		161	4	1628	
400 U STATES	36	17603	783	406819	
	36	17764	787	408447	
RAKES HORSE OR POWER AND PARTS	NO				5307
100 U KINGDOM				1077	
400 U STATES	144	51393	9806	2644136	
	144	51393	9806	2645213	
RAKES N O P	DOZ				5308
100 U KINGDOM	10	55	274	1329	
335 GERMANY W			1581	7176	
347 JAPAN	414	517	7141	12961	
400 U STATES	208	2025	14460	111020	
	632	2597	23456	132486	
SCYTHES	DOZ				5310
100 U KINGDOM			480	6043	
305 AUSTRIA	12	211	945	16905	
375 SWEDEN			17	242	
400 U STATES	4	82	1362	17818	
	16	293	2804	41008	
SICKLES OR REAPING HOOKS	DOZ				5311
100 U KINGDOM			97	489	
400 U STATES	18	91	883	6516	
	18	91	980	7005	
CULTIVATORS SCUFFLERS AND PTS					5321
100 U KINGDOM		6440		21841	
335 GERMANY W				4005	
347 JAPAN				1884	
375 SWEDEN				925	
376 SWITZERLAND				590	
400 U STATES		91237		3019244	
		97677		3048489	
DRILLS SEED SEEDERS AND PARTS					5322
100 U KINGDOM				2798	

IMPORTS INTO CANADA FOR CONSUMPTION

Articles and Countries from which Imported	MONTH OF AUGUST 1957		EIGHT MONTHS ENDED AUGUST 1957		Class Number
	Quantities	Values (\$)	Quantities	Values (\$)	
400 U STATES		28074		1170223	
HARROWS DISC AND PARTS		28074		1173021	5323
100 U KINGDOM				348	
400 U STATES		15107		672539	
HARROWS AND PARTS N O P		15107		672887	5324
100 U KINGDOM		304		25303	
400 U STATES		4995		461149	
HOES	DOZ	5299		486452	5325
100 U KINGDOM			82	421	
335 GERMANY W			6	92	
347 JAPAN			179	1339	
354 NETHRLNDS			23	583	
400 U STATES	9	143	1898	21239	
PLOUGHS DISC AND PARTS	9	143	2188	23674	5326
100 U KINGDOM				8605	
400 U STATES		47119		505663	
PLOUGHS AND PARTS N O P		47119		514268	5327
100 U KINGDOM		4522		75382	
400 U STATES		128122		1317297	
ROLLERS FARM OR LAWN AND PARTS	NO	132644		1392679	5328
400 U STATES	9	2786	2284	61650	
FANNING MILL PEAVINERS AND PTS	9	2786	2284	61650	5331
400 U STATES	NO	46	414	521014	
HARVESTER COMBINES AND PARTS	NO	46	414	521014	5332
100 U KINGDOM				23034	
335 GERMANY W		1598		9407	
400 U STATES	425	1496323	2498	13917153	
THRESHING MACHINE SEPARATORS	425	1505929	2498	13949594	5333
400 U STATES	NO	23	59	25757	
THRESHING MACHINE PARTS	23	9758	59	25757	5334
400 U STATES		8958		307510	
ELECT GENERATORS FARM AND PTS		8958		307510	5342
100 U KINGDOM				5520	
400 U STATES		1246		20579	
FODDER FEED CUTTERS AND PARTS		1246		26099	5343
318 DENMARK	NO	14	14	2082	
400 U STATES	14	2082	14	2082	
FRUIT VEGETABLE GRADING MACH	20	12926	197	157851	5344
100 U KINGDOM	34	15008	211	159933	
335 GERMANY W				1581	
354 NETHRLNDS		985		1571	
400 U STATES		57644		83	
GRAIN HAY GRINDERS AND PARTS		58629		353612	5345
400 U STATES	NO	202	749	219815	
HAY PRESSES AND PARTS	202	36465	749	219815	5346
100 U KINGDOM	NO	271		109136	
335 GERMANY W		10451	500	216685	
400 U STATES	88	152838	7492	9542193	
MANURE SPREADERS AND PARTS	88	163560	7992	9868014	5350
318 DENMARK	NO		1	112	
400 U STATES	211	81137	4319	1378349	
POST HOLE DIGGERS AND PARTS	211	81137	4320	1378461	5352
335 GERMANY W	NO		2	321	
400 U STATES	216	9605	3759	115435	
SPADES AND SHOVELS N O P	216	9605	3761	115756	5353
100 U KINGDOM	DOZ	245	4687	51905	
231 HONG KONG		2458	25	69	
335 GERMANY W			60	931	
347 JAPAN		7051	1905	20261	
400 U STATES		108	1570	25017	
SPRAYING AND DUSTING MACHINES		953	8247	98183	5354
100 U KINGDOM				15087	
327 FRANCE		59		2452	
335 GERMANY W		655		11482	
347 JAPAN				64	
400 U STATES		56358		1590611	
STUMPING MACHINES AND PARTS		57072		1619696	5355
TRACTION DITCHING MACH AND PTS	NO				5356
100 U KINGDOM				421	
400 U STATES	10	172509	101	1251206	
TRACTORS INTERNAL COMBUSTION	10	172509	101	1251627	5357
100 U KINGDOM	NO	421	2454	4000229	
234 AUSTRALIA		1	1	4033	
335 GERMANY W		7	74	169678	

IMPORTS INTO CANADA FOR CONSUMPTION

Articles and Countries from which Imported	MONTH OF AUGUST 1957		EIGHT MONTHS ENDED AUGUST 1957		Class Number
	Quantities	Values (\$)	Quantities	Values (\$)	
381 ALASKA			5	31414	
400 U STATES	911	3328326	23656	67624362	
TRACTOR PARTS AND ACCESSORIES	1340	3932284	26190	71829716	5358
100 U KINGDOM		56736		551001	
327 FRANCE				885	
335 GERMANY W		11375		56613	
347 JAPAN				32693	
354 NETHRLNDS				566	
376 SWITZRLND				185	
381 ALASKA		6007		35288	
400 U STATES		2967310		31512313	
WINDMILLS AND PARTS		3041428		32189544	
400 U STATES		467		4360	5361
PRUNING HOOKS SHEARS DEHORNERS		467		4360	
100 U KINGDOM		156		14865	5362
335 GERMANY W		55		6241	
344 ITALY				19991	
376 SWITZRLND				124	
400 U STATES		4843		77134	
AGRIC IMPLEMENTS N O P AND PARTS		5054		118355	
100 U KINGDOM		6915		102408	5363
306 BELGIUM		859		859	
318 DENMARK		985		1414	
335 GERMANY W		14534		45794	
347 JAPAN				41005	
354 NETHRLNDS		52		52	
375 SWEDEN		460		3675	
400 U STATES		1061171		9526896	
KNIVES AND FORKS TABLE		1084976		9722103	
100 U KINGDOM		28400		128964	5371
215 INDIA				450	
305 AUSTRIA		627		3444	
318 DENMARK		644		4739	
327 FRANCE		518		10773	
335 GERMANY W		5574		60514	
344 ITALY				3543	
347 JAPAN		63858		419630	
354 NETHRLNDS		194		25429	
375 SWEDEN		534		3328	
376 SWITZRLND				733	
400 U STATES		8290		97775	
POCKET KNIVES		108639		759322	
100 U KINGDOM		8982		108160	5372
327 FRANCE				1953	
335 GERMANY W		22323		147761	
344 ITALY		547		4189	
347 JAPAN		2431		27111	
354 NETHRLNDS		243		468	
372 SPAIN		177		177	
375 SWEDEN				1478	
376 SWITZRLND		333		2373	
400 U STATES		6085		71191	
RAZORS N O P AND PARTS		41121		364861	
100 U KINGDOM		1014		24556	5373
305 AUSTRIA		238		238	
327 FRANCE				106	
335 GERMANY W		1060		12040	
375 SWEDEN		118		235	
400 U STATES		2705		146087	
SAFETY RAZOR BLADES		5135		183262	
100 U KINGDOM	002	11181	963	114482	5374
318 DENMARK				56063	
335 GERMANY W		131864	5560	297714	
360 ISRAEL				50000	
375 SWEDEN		667	88	917	
389 IRELAND		16666	691	16666	
400 U STATES		58971	5978	928240	
SCISSORS AND SHEARS N O P		219349	13280	1464082	
100 U KINGDOM			19715	99996	5375
216 PAKISTAN				1490	
318 DENMARK				113	
327 FRANCE				889	
335 GERMANY W			37771	354524	
344 ITALY			4568	19162	
347 JAPAN			5327	23308	
354 NETHRLNDS				264	
400 U STATES		35700		292720	
OTHER KNIVES N O P		103081		792466	
100 U KINGDOM		8396		61137	5376
215 INDIA		167		302	
231 HONG KONG		69		233	
318 DENMARK		155		454	
326 FINLAND				180	
327 FRANCE		217		2783	
335 GERMANY W		12419		94052	
344 ITALY		318		2211	

IMPORTS INTO CANADA FOR CONSUMPTION

101

Articles and Countries from which Imported	MONTH OF AUGUST 1957		EIGHT MONTHS ENDED AUGUST 1957		Class Number
	Quantities	Values (\$)	Quantities	Values (\$)	
347 JAPAN		5546		26871	
352 MEXICO				312	
359 NORWAY		62		245	
360 ISRAEL				600	
372 SPAIN		455		455	
375 SWEDEN		777		13087	
376 SWITZRLND				609	
400 U STATES		9130		72988	
SPOONS		37711		276509	
100 U KINGDOM		2274		11497	5377
305 AUSTRIA		561		2174	
318 DENMARK		349		2204	
335 GERMANY W		1450		11449	
344 ITALY		197		4422	
347 JAPAN		30093		181259	
354 NETHRLNDS		55		8672	
375 SWEDEN		172		4165	
400 U STATES		6373		54682	
KNIVES BUTCHER AND KITCHEN		41524		280524	
100 U KINGDOM		4202		83661	5378
231 HONG KONG				371	
327 FRANCE		4189		18511	
335 GERMANY W		5569		59659	
344 ITALY		180		428	
347 JAPAN		1048		4674	
354 NETHRLNDS				105	
375 SWEDEN				695	
376 SWITZRLND				1998	
400 U STATES		16962		94478	
HINGES AND BUTTS		32150		264580	
100 U KINGDOM	LB	28192	7425	277450	5381
306 BELGIUM				62896	
327 FRANCE				1232	
335 GERMANY W		69827	15416	349062	
344 ITALY				302	
347 JAPAN		49561	9281	222671	
354 NETHRLNDS		1332	297	2260	
375 SWEDEN		7967	2092	50741	
400 U STATES		66646	45828	609901	
		223525	80339	1576515	619442
CUT NAILS					
100 U KINGDOM	CWT	165	1383	515	5391
400 U STATES		164	7270	2089	
		329	8653	2604	67132
RAILWAY SPIKES AND SPIKES NOP					
100 U KINGDOM	CWT			57	5392
400 U STATES		372	3619	764	
		372	3619	821	8631
TACKS ALL KINDS N O P					
100 U KINGDOM	LB	2100	818	11727	5393
335 GERMANY W		1327	345	10826	
400 U STATES		1288	661	12388	
		4715	1824	34941	13228
WIRE NAILS OVER ONE INCH					
100 U KINGDOM	CWT	21093	151379	138922	5394
305 AUSTRIA		320	2065	320	
306 BELGIUM				3310	
317 CZECHO S		2000	14384	8000	
335 GERMANY W		700	5064	4476	
347 JAPAN		445	5183	6113	
354 NETHRLNDS				752	
375 SWEDEN		300	4780	1500	
376 SWITZRLND		9	1797	9	
400 U STATES		3469	41545	14208	
		28336	226197	177610	1383091
NAILS AND BRADS N O P					
100 U KINGDOM	LB	4416	1511	46754	5395
335 GERMANY W		1305	360	13053	
375 SWEDEN				5700	
400 U STATES		16452	5332	160188	
		22173	7203	225695	69759
HAND SEWING NEEDLES					
100 U KINGDOM			3884		5400
231 HONG KONG					27764
335 GERMANY W			985		122
347 JAPAN			533		3170
400 U STATES			414		1404
			5816		3770
SPRING BEARD AND LATCH NEEDLES					
100 U KINGDOM	M	83	3756	586	5401
317 CZECHO S				15	
327 FRANCE				55	
335 GERMANY W		4	223	131	
376 SWITZRLND		11	723	47	
400 U STATES		171	7949	1676	
		269	12651	2510	107899
NEEDLES N O P					
100 U KINGDOM			27531		5402
231 HONG KONG			360		131093
306 BELGIUM					706
317 CZECHO S			1188		12211
327 FRANCE			146		1978
					639

IMPORTS INTO CANADA FOR CONSUMPTION

102

Articles and Countries from which Imported	MONTH OF AUGUST 1957		EIGHT MONTHS ENDED AUGUST 1957		Class Number
	Quantities	Values (\$)	Quantities	Values (\$)	
335 GERMANY W		8196		59353	
344 ITALY		901		8535	
347 JAPAN		527		5084	
354 NETHRLNDS		252		3528	
376 SWITZRLND		2680		3055	
400 U STATES		18311		218052	
		60092		444234	
PINS N O P	LB				5403
100 U KINGDOM	32915	20764	247946	171333	
317 CZECHO S	1986	431	2351	550	
327 FRANCE			312	804	
335 GERMANY W	5990	2957	14452	9101	
344 ITALY			20	80	
347 JAPAN			1580	1531	
376 SWITZRLND			25	58	
400 U STATES	4517	5312	47306	56551	
	45408	29464	313992	240008	
PINS FOR MARKING SYSTEMS	LB				5404
100 U KINGDOM			210	865	
400 U STATES	2941	4637	16109	26975	
	2941	4637	16919	27840	
NUTS AND BOLTS WASHERS RIVETS	LB				5411
100 U KINGDOM	511623	97393	4538790	810205	
306 BELGIUM	7423	955	344136	40195	
327 FRANCE	98765	12683	569043	81845	
335 GERMANY W	34694	10265	174342	65597	
344 ITALY	4113	727	238321	27874	
347 JAPAN	8339	1625	68099	16992	
354 NETHRLNDS	101748	23175	344049	69849	
375 SWEDEN	1745	526	233337	54326	
376 SWITZRLND		350	303	1170	
400 U STATES	702230	334819	8802582	3689582	
	1470741	482518	15313002	4857635	
MACHINE AND OTHER SCREWS N O P					5412
100 U KINGDOM		25809		140142	
306 BELGIUM				2321	
335 GERMANY W		398		7182	
344 ITALY				813	
347 JAPAN		306		1318	
354 NETHRLNDS				8030	
375 SWEDEN				780	
376 SWITZRLND		78		322	
400 U STATES		145616		1550090	
		172207		1710998	
WOOD SCREWS OF IRON OR STEEL					5413
100 U KINGDOM		2349		10938	
231 HONG KONG		1454		2849	
305 AUSTRIA		13780		13780	
306 BELGIUM				1489	
335 GERMANY W		6634		35692	
347 JAPAN		1092		9651	
354 NETHRLNDS				54	
375 SWEDEN		463		11022	
400 U STATES		6366		57779	
		32138		143254	
FISH HOOKS COMMERCIAL					5421
100 U KINGDOM				3025	
359 NORWAY		6512		47691	
400 U STATES		2063		14259	
		8575		64975	
HARDWARE N O P					5422
100 U KINGDOM		40693		211923	
231 HONG KONG				2388	
305 AUSTRIA		415		1208	
317 CZECHO S				1241	
318 DENMARK		97		97	
327 FRANCE		56		417	
335 GERMANY W		18403		102490	
347 JAPAN				7851	
354 NETHRLNDS		14170		42218	
375 SWEDEN				8908	
400 U STATES		283830		2043401	
		357664		2422142	
LOCKS OF IRON OR STEEL					5423
100 U KINGDOM		3027		19400	
231 HONG KONG				1278	
318 DENMARK		694		1869	
335 GERMANY W		2691		25766	
340 HUNGARY				522	
344 ITALY				589	
347 JAPAN				270	
376 SWITZRLND				1136	
400 U STATES		28706		421681	
		35118		472511	
SKATES ICE	PR				5425
100 U KINGDOM	12976	20442	75025	121011	
375 SWEDEN			3836	7106	
400 U STATES	1116	1264	2734	3058	
	14092	21706	81595	131175	
SKATES ROLLER	PR				5426
100 U KINGDOM	2300	3856	3297	6432	
400 U STATES	1068	4593	35408	67604	
	3368	8449	38705	74036	
CARPET SWEEPERS	NO				5441
100 U KINGDOM	1008	2749	1008	2749	
400 U STATES	2308	3790	14582	68571	
	3316	6539	15590	71320	

IMPORTS INTO CANADA FOR CONSUMPTION

103

Articles and Countries from which Imported	MONTH OF AUGUST 1957		EIGHT MONTHS ENDED AUGUST 1957		Class Number
	Quantities	Values (\$)	Quantities	Values (\$)	
CLEANERS ELECTRIC VACUUM	NO				5442
100 U KINGDOM	1678	34138	18613	372793	
318 DENMARK	40	1188	330	10345	
335 GERMANY W	280	8594	1611	47709	
354 NETHRLNDS	1489	36086	7208	166512	
375 SWEDEN			177	16777	
400 U STATES	10544	368869	69630	2464919	
	14031	448875	97569	3079055	
CLEANERS HAND VACUUM AND PARTS					5443
100 U KINGDOM		80219		392156	
335 GERMANY W		578		5522	
347 JAPAN		2974		5980	
354 NETHRLNDS		3141		7685	
375 SWEDEN				8857	
400 U STATES		158081		1095735	
		244993		1515935	
CLOTHES WRINGERS DOMESTIC					5444
400 U STATES		21761		176124	
		21761		176124	
SEWING MACHINES DOMESTIC	NO				5445
100 U KINGDOM	3582	80549	24207	536497	
234 AUSTRALIA			6	180	
306 BELGIUM			100	2755	
317 CZECHO S			150	5045	
335 GERMANY W	621	53173	2959	235641	
344 ITALY	113	5610	5083	248813	
347 JAPAN	7200	121517	41477	704599	
354 NETHRLNDS			217	15552	
372 SPAIN			1298	28618	
375 SWEDEN			725	52733	
376 SWITZRLND	211	14629	5549	416901	
400 U STATES	2582	77320	17253	745931	
	14309	352798	99024	2993265	
SEWING MACH ATTACHMNTS DOMESTIC					5446
100 U KINGDOM		2433		43723	
335 GERMANY W				1994	
344 ITALY				1417	
347 JAPAN		3442		16356	
376 SWITZRLNO		2584		23051	
400 U STATES		14411		280811	
		22870		367352	
SEWING MACHINE PARTS DOMESTIC					5447
100 U KINGDOM		30358		299944	
318 DENMARK				821	
327 FRANCE				611	
335 GERMANY W		3041		26389	
344 ITALY		125		2113	
347 JAPAN		501		15720	
375 SWEDEN				1339	
376 SWITZRLND		231		3688	
390 GERMANY E				162	
400 U STATES		44278		478236	
		78534		829023	
CLOTHES DRYERS DOMESTIC ELECTR	NO				5448
400 U STATES	519	94236	8106	1423143	
	519	94236	8106	1423143	
WATER PUMPS DOMESTIC	NO				5449
100 U KINGDOM	147	3674	1693	17598	
317 CZECHO S			415	1757	
400 U STATES	48	3851	793	47314	
	195	7525	2901	66669	
WASHING MACHINES ELECTRIC	NO				5450
100 U KINGDOM			214	16126	
400 U STATES	2933	392014	24971	3446526	
	2933	392014	25185	3462652	
WASHING MACH POWER NOT ELECT	NO				5451
400 U STATES	8	533	206	16614	
	8	533	206	16614	
WASHING MACH HAND OPERATED	NO				5452
400 U STATES	26	638	132	2572	
	26	638	132	2572	
WASHING MACHINE PARTS					5453
100 U KINGDOM				3908	
400 U STATES		227997		2448576	
		227997		2452484	
IRONERS DOMESTIC ELECTRIC	NO				5454
400 U STATES	130	11255	286	25364	
	130	11255	286	25364	
ARTICLES FOR SMELTING IRON					5461
100 U KINGDOM		485		485	
335 GERMANY W		57613		74032	
400 U STATES		13979		1085024	
		72077		1159541	
BLOWERS SMELTING APPARATUS					5462
100 U KINGDOM				3775	
327 FRANCE		84760		309590	
335 GERMANY W				3657	
376 SWITZRLND				10272	
400 U STATES		30722		805603	
		115482		1132897	
BUDDLES VANNERS SLIME TABLES					5463
400 U STATES		2129		7051	
		2129		7051	
CAR LOADING MACHINES COAL					5464
400 U STATES		424		12305	
		424		12305	

IMPORTS INTO CANADA FOR CONSUMPTION

Articles and Countries from which Imported	MONTH OF AUGUST 1957		EIGHT MONTHS ENDED AUGUST 1957		Class Number
	Quantities	Values (\$)	Quantities	Values (\$)	
CHOCK RELEASE APPARATUS					
100 U KINGDOM		9961		25873	5465
		9961		25873	
COAL HEADING MACHINES					
335 GERMANY W				20000	5466
400 U STATES		37389		251456	
		37389		271456	
MINERS LAMPS AND ACCESSORIES					
100 U KINGDOM		11891		50745	5467
375 SWEDEN				598	
400 U STATES		31325		390785	
		43216		442128	
AMALGAM SAFES ORE SAMPLERS					
100 U KINGDOM		1085		5715	5468
335 GERMANY W				352	
400 U STATES		38733		588068	
		39818		594135	
SUNDRY METALLURGICAL APPARATUS					
100 U KINGDOM		872965		1956562	5469
327 FRANCE				67226	
335 GERMANY W				10154	
400 U STATES		789525		4042519	
		1662490		6076461	
DIAMOND DRILLS CORE DRILLS					
100 U KINGDOM		85340		559784	5470
224 JAMAICA				475	
306 BELGIUM		2069		2069	
335 GERMANY W				1998	
400 U STATES		20769		184770	
		108178		749096	
MINE LOADING MACH CONVEYORS					
100 U KINGDOM		13821		774697	5471
375 SWEDEN		77		57106	
381 ALASKA				118	
400 U STATES		1882753		12919459	
		1896651		13751380	
MACHINERY ALLUVIAL MINING					
381 ALASKA		190		190	5473
400 U STATES		107426		1086377	
		107616		1086567	
MACHINERY ORE HANDLING					
400 U STATES		2095		2095	5474
		2095		2095	
MACHINERY ORE CONCENTRATION					
100 U KINGDOM		294		2204	5475
335 GERMANY W				621	
400 U STATES		97583		1405420	
		97877		1408245	
MACHINERY METAL REFINING					
400 U STATES		20364		110402	5476
		20364		110402	
ORE CRUSHERS GRINDING MILLS					
100 U KINGDOM		1908		28130	5477
207 UN SO AFR				6701	
305 AUSTRIA				1542	
327 FRANCE		8204		149879	
335 GERMANY W				43667	
381 ALASKA				17728	
400 U STATES		437661		4409432	
		447773		4657079	
COAL CUTTERS AUGERS DRILLS					
100 U KINGDOM				4329	5478
400 U STATES		167		45668	
		167		49997	
POWER DRIVEN PUMPS FOR MINES					
400 U STATES				376	5479
				376	
PUMPS PREC METAL EXTRACTION					
400 U STATES		38992		560304	5480
		38992		560304	
ROCK DRILLS AND PARTS	NO				
100 U KINGDOM	78	49313	106	168749	5481
207 UN SO AFR	1	573	1	1658	
305 AUSTRIA		234		328	
335 GERMANY W	1	1896	1	1896	
375 SWEDEN	15	3157	475	304268	
400 U STATES	60	246876	512	1902764	
	155	302049	1095	2379663	
WELL DRILLING MACHINERY					
100 U KINGDOM		47515		696498	5482
305 AUSTRIA				193428	
335 GERMANY W		1378		9201	
347 JAPAN				2326	
375 SWEDEN				181	
400 U STATES		4395823		35921808	
		4444716		36823442	
ADDING MACHINES AND PARTS	NO				
100 U KINGDOM			792	109456	5500
306 BELGIUM			63	1260	
335 GERMANY W	186	20405	889	105378	
344 ITALY	15	2091	819	105154	
359 NORWAY	39	1478	298	16027	
375 SWEDEN	169	19113	1733	181614	
376 SWITZRLND	28	2264	28	2377	
400 U STATES	570	168310	2946	1274068	
	1007	213661	7568	1795334	

IMPORTS INTO CANADA FOR CONSUMPTION

105

Articles and Countries from which Imported	MONTH OF AUGUST 1957		EIGHT MONTHS ENDED AUGUST 1957		Class Number
	Quantities	Values (\$)	Quantities	Values (\$)	
BOOKKEEPING MACHINES AND PARTS	NO				5501
100 U KINGDOM	93	59711	179	302640	
327 FRANCE	2	4408	15	93430	
335 GERMANY W	58	22767	292	143009	
344 ITALY	187	68721	1730	426362	
354 NETHRLNDS			346	70123	
375 SWEDEN	17	2946	504	90679	
376 SWITZRLND	22	2790	299	38055	
400 U STATES	485	1007955	5309	11109077	
	864	1169298	8674	12273375	
CASH REGISTERS					5502
359 NORWAY		1467		33777	
375 SWEDEN		30965		296341	
400 U STATES		11524		95431	
		43956		425549	
CASH REGISTER PARTS					5503
359 NORWAY				161	
375 SWEDEN		217		3878	
400 U STATES		79598		1244674	
		79815		1248713	
DICTATING MACHINES AND PARTS					5504
100 U KINGDOM		58429		470963	
318 DENMARK		4452		17944	
327 FRANCE				217	
335 GERMANY W		30831		72215	
375 SWEDEN				634	
376 SWITZRLND		7455		47019	
400 U STATES		104669		1170348	
		205836		1779340	
TYPEWRITERS	NO				5505
100 U KINGDDM	2626	175315	20606	1473447	
224 JAMAICA	1	87	1	87	
231 HONG KONG			3	183	
317 CZECHO S			4	114	
327 FRANCE	4	454	4	454	
335 GERMANY W	177	13487	1359	99897	
344 ITALY	50	11116	1834	179080	
354 NETHRLNDS			5000	155509	
375 SWEDEN	36	2911	528	28253	
376 SWITZRLND	91	6107	881	47240	
390 GERMANY E			130	3995	
400 U STATES	2810	170647	9120	545413	
	5795	380124	39470	2533672	
TYPEWRITER PARTS					5506
100 U KINGDOM		29742		131906	
317 CZECHO S				57	
327 FRANCE		3532		13292	
335 GERMANY W		1594		18210	
344 ITALY		1369		19900	
354 NETHRLNDS		297		1133	
375 SWEDEN		181		23259	
376 SWITZRLND		1596		12046	
400 U STATES		452653		3770012	
		490964		3989815	
MACHINERY 412A PAPER WORKING					5511
100 U KINGDOM		101280		380651	
234 AUSTRALIA				84	
306 BELGIUM		134		4086	
317 CZECHO S				8040	
318 DENMARK				150	
327 FRANCE		89		11005	
335 GERMANY W		40525		607745	
344 ITALY		8320		38132	
347 JAPAN				5350	
354 NETHRLNDS				4203	
359 NORWAY				280	
375 SWEDEN		5179		18184	
376 SWITZRLND				3372	
384 P RICO				1826	
390 GERMANY E		1690		23969	
400 U STATES		705275		7544319	
		862492		8651396	
MACHINERY 412A CELLULOSE					5512
100 U KINGDOM		190		16072	
400 U STATES		67		19014	
		257		35086	
NEWSPAPER PRESSES AND PARTS	NO				5513
100 U KINGDOM		400		2426	
335 GERMANY W				67	
344 ITALY			1	84960	
375 SWEDEN	1	14767	2	37881	
400 U STATES	5	246384	14	2874948	
	6	261551	17	3000282	
FLAT BED CYL PRESSES AND PARTS	NO				5514
100 U KINGDDM				429	
400 U STATES		626	16	89769	
		626	16	90198	
PRINTING PRESSES	NO				5515
100 U KINGDOM	433	88129	3035	811869	
317 CZECHO S	4	5605	25	31301	
318 DENMARK		4521	148	15671	
327 FRANCE	3	19770	13	82928	
335 GERMANY W	24	101631	207	585461	
344 ITALY		388	22	15458	
347 JAPAN		154		154	
354 NETHRLNDS	4	1692	17	4558	

IMPORTS INTO CANADA FOR CONSUMPTION

Articles and Countries from which Imported	MONTH OF AUGUST 1957		EIGHT MONTHS ENDED AUGUST 1957		Class Number
	Quantities	Values (\$)	Quantities	Values (\$)	
375 SWEDEN	3	16137	28	105696	
376 SWITZRLND		119	10	47581	
390 GERMANY E			3	8706	
400 U STATES	360	377109	6093	5190687	
TYPECASTING MACHINES AND PARTS	831	615255	9601	6900070	5516
100 U KINGDOM				1971	
318 DENMARK				231	
335 GERMANY W				582	
344 ITALY				2783	
376 SWITZRLND				178	
380 USSR				9898	
400 U STATES		135860		1596929	
		135860		1612572	
TYPEMAKING ACCESSORIES AND PTS					5517
100 U KINGDOM				2263	
335 GERMANY W				326	
400 U STATES		10275		44207	
		10275		46796	
SHOVELS POWER NOT MADE CANADA	NO				5518
100 U KINGDOM			1	7787	
400 U STATES	26	496171	403	3983990	
	26	496171	404	3991777	
SHOVELS POWER KIND MADE CANADA	NO				5519
100 U KINGDOM	1	14817	16	251797	
381 ALASKA			1	58821	
400 U STATES	42	1093006	421	9329807	
	43	1107823	438	9640425	
SHOVELS POWER PARTS OF					5520
100 U KINGDOM		10919		77943	
327 FRANCE				109	
335 GERMANY W		389		389	
344 ITALY		6619		19343	
381 ALASKA				384	
400 U STATES		753337		6882777	
		771264		6980945	
AIR COMPRESSING MACH AND PARTS					5521
100 U KINGDOM		98349		678776	
305 AUSTRIA				13179	
306 BELGIUM		30680		32366	
317 CZECHOS				2427	
318 DENMARK				445	
327 FRANCE		6992		8012	
335 GERMANY W		100554		131643	
375 SWEDEN		9449		104387	
376 SWITZRLND				5234	
400 U STATES		1069678		10363802	
		1315702		11340271	
BAKERY MACHINERY AND PARTS					5522
100 U KINGDOM		8082		53792	
305 AUSTRIA				385	
318 DENMARK				1353	
335 GERMANY W		6881		7888	
354 NETHRLNDS		1225		6379	
375 SWEDEN		474		1889	
376 SWITZRLND				71	
400 U STATES		237308		2110714	
		253970		2182471	
BOX ENO MACHINERY AND PARTS					5523
COAL CARBONIZING MACH AND PTS					5524
400 U STATES		4375		18081	
		4375		18081	
SEWING MACHINES INDUSTRIAL	NO				5525
100 U KINGDOM	3	5606	659	62590	
306 BELGIUM			2	4062	
318 DENMARK	1	1679	1	4235	
327 FRANCE			1	325	
335 GERMANY W	161	26286	941	121382	
344 ITALY			1	446	
347 JAPAN			65	11410	
375 SWEDEN	9	625	9	788	
376 SWITZRLND	6	986	41	6621	
400 U STATES	316	156046	3024	1487228	
	496	191228	4744	1699087	
CLAY PRODUCTS MACH AND PARTS					5526
100 U KINGDOM				991	
335 GERMANY W		2573		2885	
400 U STATES		15861		163656	
		18434		167532	
COAL COKE AND GAS MACH AND PTS					5527
100 U KINGDOM		366		5046	
335 GERMANY W				411	
400 U STATES		411617		3360979	
		411983		3366436	
WASTE RECOVERY MACH AND PARTS					5528
100 U KINGDOM		68		68	
335 GERMANY W				306	
400 U STATES		87482		737663	
		87550		738037	
COAL HANDLING MACHINES AND PTS					5529
100 U KINGDOM				22434	
400 U STATES		1189		93672	
		1189		116106	
CONCRETE MIXING MACH AND PARTS	NO				5530
100 U KINGDOM	1	4029	9	17374	

IMPORTS INTO CANADA FOR CONSUMPTION

107

Articles and Countries from which Imported	MONTH OF AUGUST 1957		EIGHT MONTHS ENDED AUGUST 1957		Class Number
	Quantities	Values (\$)	Quantities	Values (\$)	
317 CZECHO S			1	475	
335 GERMANY W		5148	6	67466	
400 U STATES	37	76405	307	749894	
ROCK DRILL BITS	38	85582	323	835209	5531
NO					
100 U KINGDOM	5811	41687	19629	162066	
207 UN SO AFR	170	1080	290	1894	
305 AUSTRIA			3792	27406	
335 GERMANY W	100	244	200	750	
359 NORWAY			500	5463	
366 PORTUGAL			40	306	
375 SWEDEN	6611	63037	60362	620210	
400 U STATES	13630	72404	94120	707196	
DENTAL ENGINES ELECTRIC	26322	178452	178933	1525291	5532
NO					
100 U KINGDOM	1	140	22	3717	
400 U STATES	27	3429	228	28216	
DIES FOR STAMPING METAL PLATES	28	3569	250	31933	5533
HAND FIRE EXTINGUISHERS					5534
100 U KINGDOM		1465		23689	
400 U STATES		109089		1096847	
FERTILIZER MACHINERY AND PARTS		110554		1120536	5535
100 U KINGDOM				53508	
318 DENMARK		109681		167364	
335 GERMANY W				183	
359 NORWAY		368		25882	
375 SWEDEN				586	
400 U STATES		1574		59013	
FISH PREPARING MACH AND PARTS		111623		306536	5536
100 U KINGDOM		2654		2848	
318 DENMARK				20550	
335 GERMANY W		46518		128761	
375 SWEDEN				10843	
400 U STATES		7617		44485	
REFRIGERATING MACH AND PARTS		56789		207487	5537
100 U KINGDOM		33650		146642	
318 DENMARK				4090	
354 NETHRLNDS				16000	
400 U STATES		769989		5423147	
LAWN MOWERS POWER AND PARTS		803639		5589879	5538
NO					
100 U KINGDOM	16	2081	1251	70330	
400 U STATES	596	60152	22876	1808167	
LAWN MOWERS N O P	612	62233	24127	1878497	5539
NO					
100 U KINGDOM			50396	357006	
400 U STATES	23	392	8874	109764	
LEATHER MACHINERY AND PARTS	23	392	59270	466770	5540
100 U KINGDOM		6356		10854	
335 GERMANY W		295		1344	
400 U STATES		6072		177870	
LOGGING MACHINERY AND PARTS		12723		190068	5541
100 U KINGDOM		35866		277715	
335 GERMANY W		3281		22369	
347 JAPAN		1209		45724	
354 NETHRLNDS		10410		56764	
359 NORWAY				3529	
375 SWEDEN		1548		3195	
400 U STATES		854282		9200139	
METAL DRILLING MACH AND PARTS		906596		9609435	5542
100 U KINGDOM		49172		696742	
306 BELGIUM				38974	
317 CZECHO S		16421		52964	
318 DENMARK		76		76	
327 FRANCE		57554		90910	
335 GERMANY W		4044		98070	
344 ITALY				24710	
354 NETHRLNDS				10298	
366 PORTUGAL				323	
375 SWEDEN		3287		19721	
376 SWITZRLNO		301		30304	
400 U STATES		1002800		5818250	
METAL GRINDING MACH AND PARTS		1133655		6881342	5543
100 U KINGDOM		75645		481578	
305 AUSTRIA				293	
306 BELGIUM				7990	
317 CZECHO S				4970	
318 DENMARK		1921		31403	
327 FRANCE				141	
335 GERMANY W		7959		159264	
344 ITALY		6101		61607	
347 JAPAN		113		113	
354 NETHRLNDS				4273	
375 SWEDEN		2514		58892	
376 SWITZRLNO		888		25470	
400 U STATES		454030		5020233	
		549171		5856227	

IMPORTS INTO CANADA FOR CONSUMPTION

Articles and Countries from which Imported	MONTH OF AUGUST 1957		EIGHT MONTHS ENDED AUGUST 1957		Class Number
	Quantities	Values (\$)	Quantities	Values (\$)	
METALWORKING LATHES AND PARTS					5544
100 U KINGDOM		111612		1160092	
305 AUSTRIA				1527	
306 BELGIUM				14459	
317 CZECHOS		2681		63148	
327 FRANCE				1798	
335 GERMANY W		50484		504837	
344 ITALY				60992	
375 SWEDEN				1734	
376 SWITZRLND		1976		16469	
400 U STATES		508981		3881456	
		675734		5706512	
METAL MILLING MACHINES AND PTS					5545
100 U KINGDOM		59537		418483	
306 BELGIUM				3223	
317 CZECHOS		2401		42573	
318 DENMARK		4095		58926	
327 FRANCE				13838	
335 GERMANY W		19769		175748	
344 ITALY				158571	
375 SWEDEN		4522		30648	
376 SWITZRLND				30722	
400 U STATES		105725		2219429	
		201870		3152161	
METALWORKING PLANERS AND PARTS					5546
100 U KINGDOM				90102	
335 GERMANY W				1461	
344 ITALY				13307	
400 U STATES		3225		333102	
		3225		437972	
METALWORKING PRESSES AND PARTS					5547
100 U KINGDOM		18832		185416	
305 AUSTRIA				316	
317 CZECHOS				373	
335 GERMANY W		13889		259870	
344 ITALY				13934	
375 SWEDEN				39716	
376 SWITZRLND		195		380	
400 U STATES		833651		5490110	
		866567		5990115	
METAL ROLLING MILL MCH AND PTS					5548
100 U KINGDOM		32123		126489	
335 GERMANY W		402920		1773890	
344 ITALY				94620	
376 SWITZRLND		33856		33856	
400 U STATES		357131		5731860	
		826030		7760715	
METAL SHAPERS SLOTTERS AND PTS					5549
100 U KINGDOM		45255		227737	
335 GERMANY W		3928		70321	
375 SWEDEN				17298	
376 SWITZRLND		65		8479	
400 U STATES		105164		918594	
		154412		1242429	
METALWORKING MCH AND PTS					5550
100 U KINGDOM		75279		593314	
305 AUSTRIA				3181	
306 BELGIUM				73956	
317 CZECHOS				551	
318 DENMARK		920		2825	
327 FRANCE				18881	
335 GERMANY W		207117		555865	
344 ITALY		2489		8839	
354 NETHRLNDS				700	
375 SWEDEN		29381		55757	
376 SWITZRLND		7667		16069	
400 U STATES		1106673		11074837	
		1429526		12404775	
MOTION PICTURE PROJECTORS					5551
100 U KINGDOM		3549		39565	
305 AUSTRIA		5268		47797	
327 FRANCE				3063	
335 GERMANY W		7011		20844	
344 ITALY				699	
347 JAPAN		1460		29430	
354 NETHRLNDS				760	
375 SWEDEN				207	
376 SWITZRLND		2519		21463	
400 U STATES		262097		1643166	
		281904		1806994	
CRANES ETC NOT MADE IN CANADA	Nº				5552
100 U KINGDOM	23	2747	130	187064	
335 GERMANY W			1	16339	
375 SWEDEN	5	7051	121	126318	
400 U STATES	80	373718	653	3304383	
	108	383516	905	3634104	
CRANES ETC KING MADE IN CANADA	Nº				5553
100 U KINGDOM	54	64284	553	428361	
318 DENMARK			1	373	
327 FRANCE	51	6001	198	13107	
335 GERMANY W	3	351	46	43736	
347 JAPAN			68	2038	
359 NORWAY	8	7511	25	19886	
375 SWEDEN	2	813	15	209217	
376 SWITZRLND			1	4667	
381 ALASKA			2	482	

IMPORTS INTO CANADA FOR CONSUMPTION

Articles and Countries from which Imported	MONTH OF AUGUST 1957		EIGHT MONTHS ENDED AUGUST 1957		Class Number
	Quantities	Values (\$)	Quantities	Values (\$)	
383 HAWAII	2	287	3	11485	
400 U STATES	407	40606	3570	5678013	
CRANES HOISTS ETC	527	485253	4482	6411365	5554
NOP PARTS OF					
100 U KINGDOM		57585		294393	
327 FRANCE		657		22853	
335 GERMANY W		393		56148	
347 JAPAN				93	
354 NETHRLNDS				1504	
359 NORWAY				8049	
375 SWEDEN				16208	
400 U STATES		266317		2273117	
OZONE GENERATORS		324952		2672365	5555
AND PARTS					
327 FRANCE				82931	
335 GERMANY W				782	
376 SWITZRLND				962	
400 U STATES				24895	
PAPER MILL MACHINES				109570	5556
AND PARTS					
100 U KINGDOM		424162		1966517	
305 AUSTRIA				7066	
327 FRANCE				13936	
335 GERMANY W		16512		103226	
359 NORWAY				8070	
375 SWEDEN		2091		46717	
400 U STATES		1069015		9843551	
PULP MILL MACHINES		1511780		11989083	5557
AND PARTS					
100 U KINGDOM		210		14406	
335 GERMANY W				371	
375 SWEDEN				24049	
400 U STATES		183583		2750421	
POWER PUMPS N O P		183793		2789247	5558
AND PARTS					
NO					
100 U KINGDOM	125	85362	1455	602658	
207 UN SO AFR			4	5188	
318 DENMARK		3176	21	10287	
327 FRANCE		282	6	12212	
335 GERMANY W	513	5377	934	22772	
344 ITALY				4473	
354 NETHRLNDS				265	
375 SWEDEN	66	13159	268	100809	
376 SWITZRLND			3	5237	
381 ALASKA	2	429	3	548	
400 U STATES	2920	844099	31498	7720608	
RIFLE MAKING MACHINERY	3626	951884	34192	8485057	5559
306 BELGIUM				3314	
400 U STATES		2362		165232	
ROAD MAKING MACHINERY		2362		168546	5560
AND PTS					
100 U KINGDOM		138		234998	
305 AUSTRIA				2253	
381 ALASKA				9896	
400 U STATES		504046		6644863	
TRENCH AND DITCH		504184		6892010	5561
MACH AND PTS					
100 U KINGDOM				756	
400 U STATES		9794		119095	
ROLLERS STREET ROAD		9794		119851	5562
AND PARTS					
NO					
100 U KINGDOM	6	34257	37	181585	
335 GERMANY W			1	3280	
381 ALASKA			3	3785	
400 U STATES	54	173175	528	1697025	
ROLLS CAST FOR ROLLING STEEL	60	207432	569	1885675	5563
100 U KINGDOM		19598		48013	
400 U STATES		399385		1761586	
SAWMILL MACHINERY		418983		1809599	5564
AND PARTS					
100 U KINGDOM				176	
305 AUSTRIA				532	
306 BELGIUM		4973		27168	
327 FRANCE				4053	
335 GERMANY W		3632		61421	
375 SWEDEN				4097	
400 U STATES		77537		666678	
SCRAPERS RAILWAY		86142		764125	5565
OR ROAD					
100 U KINGDOM				77636	
381 ALASKA				1440	
400 U STATES		43621		1394586	
SHOE MACHINERY		43621		1473662	5566
AND PARTS					
100 U KINGDOM		3698		50786	
317 CZECHO S		5247		5247	
318 DENMARK		3968		10874	
327 FRANCE		692		692	
335 GERMANY W		112		16801	
344 ITALY				5828	
354 NETHRLNDS				1380	
375 SWEDEN				104	
376 SWITZRLND				785	
400 U STATES		87141		681943	
		100858		774440	

IMPORTS INTO CANADA FOR CONSUMPTION

Articles and Countries from which Imported	MONTH OF AUGUST 1957		EIGHT MONTHS ENDED AUGUST 1957		Class Number
	Quantities	Values (\$)	Quantities	Values (\$)	
ROLLS CAST FOR ROLLING PAPER 100 U KINGDOM 400 U STATES		2753		116093 379275 495368	5567
STAVE MAKING MACH AND PARTS 400 U STATES		397		1021	5568
STREET CLEANING MACH AND PARTS 100 U KINGDOM 335 GERMANY W 400 U STATES		66227		217 18051 756215 774483	5569
BEEF SUGAR MACHINERY AND PARTS 100 U KINGDOM 400 U STATES		77388		68 225417 225485	5570
VENEER DRYING MACHINES AND PTS 335 GERMANY W 400 U STATES		18057		4046 25688 29734	5571
WATER METERS W O P AND PARTS 100 U KINGDOM 335 GERMANY W 400 U STATES	NO	65 3070 7960 413	40 410 89 539	9489 5092 33176 47757	5572
WATER TURBINES AND PARTS 100 U KINGDOM 327 FRANCE 354 NETHRLNOS 375 SWEDEN 400 U STATES		12157 139999 152156		287366 301810 8074 145047 672906 1415203	5573
WIRE STITCHER STAPLERS AND PTS 100 U KINGDOM 305 AUSTRIA 327 FRANCE 335 GERMANY W 347 JAPAN 354 NETHRLNOS 359 NORWAY 375 SWEDEN 376 SWITZRLND 400 U STATES		370 1283 150 187 739 119 93992 96840		11211 455 1283 7716 1064 279 739 51177 250 703307 777481	5574
YARN CORD FABRIC MACH AND PTS 100 U KINGDOM 305 AUSTRIA 306 BELGIUM 317 CZECHOS 327 FRANCE 335 GERMANY W 344 ITALY 352 MEXICO 354 NETHRLNDS 372 SPAIN 375 SWEDEN 376 SWITZRLNO 390 GERMANY E 400 U STATES		232162 230 22557 3827 36622 143679 619 8167 1149078 1596941		2309954 779 37710 5197 19963 274323 461247 103 1050 65 395 109672 103 12782762 16003323	5575
ALL MACHINERY W O P AND PARTS 100 U KINGDOM 207 UN SO AFR 215 INDIA 231 HONG KONG 234 AUSTRALIA 236 NEW ZEAL 305 AUSTRIA 306 BELGIUM 317 CZECHOS 318 DENMARK 326 FINLAND 327 FRANCE 335 GERMANY W 344 ITALY 347 JAPAN 354 NETHRLNOS 359 NORWAY 375 SWEDEN 376 SWITZRLNO 381 ALASKA 387 VENEZUELA 400 U STATES		745691 1522 88 36450 9947 451 50360 7574 359655 118477 17900 5496 8138 28829 24627 100 9374152 10789457		5867420 1589 1418 749 88 150 112292 48045 1988 563527 11844 640794 1496230 346458 68186 114064 2601 635421 283919 3114 429 80374879 90575205	5576
CIGARETTE CIGAR MACH AND PARTS 100 U KINGDOM 207 UN SO AFR 234 AUSTRALIA 236 NEW ZEAL 327 FRANCE 335 GERMANY W 375 SWEDEN 400 U STATES		448611 20596 739 27698 337 169145 667126		1426081 29370 739 32692 180 79903 5653 1519357 3093975	5577
VENEER OR PLYWOOD MACH AND PTS 100 U KINGDOM				288	5578

IMPORTS INTO CANADA FOR CONSUMPTION

Articles and Countries from which Imported	MONTH OF AUGUST 1957		EIGHT MONTHS ENDED AUGUST 1957		Class Number
	Quantities	Values (\$)	Quantities	Values (\$)	
335 GERMANY W				27105	
347 JAPAN				216	
376 SWITZRLND				2021	
400 U STATES		17826		326149	
PURIFIERS FOR FISH OILS		17826		355779	
400 U STATES				68	5579
FORGED STEEL ROLLS				68	
100 U KINGDOM		13201		246028	5580
335 GERMANY W				86751	
400 U STATES		137020		857820	
FIXED METERS GAUGES FOR LIQUID		150221		1190599	
100 U KINGDOM				5017	5581
335 GERMANY W				1229	
359 NORWAY				543	
400 U STATES		49942		429016	
AIR CONDITIONING APPARATUS NOP		49942		435805	
100 U KINGDOM		17482		259671	5582
305 AUSTRIA				8650	
306 BELGIUM				57	
335 GERMANY W		1608		24112	
347 JAPAN				125	
354 NETHRLNDS				22738	
375 SWEDEN		187		19188	
376 SWITZRLND		1895		3465	
400 U STATES		769451		8106621	
DIES IN THE ROUGH		790623		8444627	
100 U KINGDOM		1587		5923	5583
375 SWEDEN				448	
400 U STATES		1799		30577	
BOTTLING MACHINES AND PARTS		3386		36948	
100 U KINGDOM		7490		8780	5584
335 GERMANY W				18540	
400 U STATES		142246		3201366	
BULLDOZERS EARTHMOVERS AND PTS		149736		3228686	
100 U KINGDOM	NO				5585
234 AUSTRALIA	6	42938	127	392669	
335 GERMANY W				153	
344 ITALY				1792	
347 JAPAN				1659	
375 SWEDEN				6121	
381 ALASKA				3885	
400 U STATES			7	20632	
CONVEYING EQUIPMENT AND PARTS	55	1044194	764	11502849	
100 U KINGDOM	61	1087132	898	11929760	5586
306 BELGIUM		136008		792459	
327 FRANCE				1273	
335 GERMANY W		85287		3909	
354 NETHRLNDS				307958	
359 NORWAY				57	
375 SWEDEN		78		1837	
376 SWITZRLND		8351		6596	
381 ALASKA				8759	
400 U STATES		971248		10122	
POWER JACKS AND PARTS		1200972		7954016	
100 U KINGDOM	NO			9086986	5587
318 DENMARK	52	4071	2082	472931	
327 FRANCE	3	108	16	775	
335 GERMANY W			2	1317	
375 SWEDEN			3	269	
381 ALASKA			442	21734	
400 U STATES			2	77	
STONE CRUSHING MACH AND PARTS	4744	147819	40158	1319083	
100 U KINGDOM	4799	151998	42705	1816186	5588
306 BELGIUM		3806		14809	
400 U STATES		528988		426	
WOODWORKING MACH AND PARTS NOP		532794		3734737	
100 U KINGDOM		38002		3749972	5589
305 AUSTRIA				292137	
306 BELGIUM				379	
318 DENMARK				10699	
327 FRANCE				6464	
335 GERMANY W		61325		21407	
344 ITALY				150355	
347 JAPAN		235		1387	
354 NETHRLNDS				235	
375 SWEDEN		69		2700	
376 SWITZRLND				108824	
400 U STATES		232182		115	
AIR CONDITIONERS ROOM SIZE		331813		2596754	
400 U STATES	NO			3191456	5590
SPRINGS FOR SURGICAL TRUSSES	443	78061	22011	3876996	
	443	78061	22011	3876996	5591
	LB				

IMPORTS INTO CANADA FOR CONSUMPTION

Articles and Countries from which Imported	MONTH OF AUGUST 1957		EIGHT MONTHS ENDED AUGUST 1957		Class Number
	Quantities	Values (\$)	Quantities	Values (\$)	
SPRINGS FOR RAILWAY VEHICLES					5592
100 U KINGDOM				214	
400 U STATES		3275		71090	
		3275		71304	
SPRINGS FOR OTHER VEHICLES					5593
400 U STATES		1383		19044	
		1383		19044	
SPRINGS FOR FURNITURE					5594
100 U KINGDOM				72	
384 P RICO		2041		7905	
400 U STATES		16730		82636	
		18771		90613	
SPRINGS FOR CLOCKS					5595
100 U KINGDOM		174		777	
335 GERMANY W		215		759	
354 NETHRLNDS				180	
400 U STATES		104		4435	
		493		6151	
BATHS BATHTUBS IRON OR STEEL					5600
100 U KINGDOM				3120	
335 GERMANY W		6306		77763	
400 U STATES		88150		628449	
		94456		709332	
BASINS CLOSETS SINKS					5601
100 U KINGDOM		15147		112622	
335 GERMANY W				20017	
375 SWEDEN				70331	
400 U STATES		107045		837003	
		122192		1039973	
CONTAINERS TINPLATE FOR FOOD					5602
400 U STATES		123769		936518	
		123769		936518	
CONTAINERS TINPLATE N O P					5603
100 U KINGDOM		869		17132	
335 GERMANY W		682		858	
354 NETHRLNDS				681	
359 NORWAY				1172	
381 ALASKA				184	
400 U STATES		156492		1211049	
		158043		1231076	
HOLLOW WARE ENAMELLED IRON					5604
100 U KINGDOM		2144		10313	
305 AUSTRIA				82	
306 BELGIUM				6184	
318 DENMARK		190		2013	
327 FRANCE				2029	
335 GERMANY W		429		1493	
354 NETHRLNDS				5622	
359 NORWAY				1062	
375 SWEDEN				1704	
376 SWITZRLND				504	
400 U STATES		22250		221162	
		25013		252168	
HOLLOW WARE IRON N O P					5605
100 U KINGDOM		3511		30015	
318 DENMARK		1078		6352	
327 FRANCE				2040	
335 GERMANY W		1247		7620	
344 ITALY				847	
347 JAPAN		7336		25800	
354 NETHRLNDS		178		2553	
359 NORWAY				1480	
375 SWEDEN		1240		7746	
376 SWITZRLND				188	
400 U STATES		350544		2451086	
		365134		2535727	
KITCHEN DAIRY HOLLOW WARE TIN					5606
100 U KINGDOM		159		6195	
335 GERMANY W		15544		43684	
347 JAPAN				1372	
354 NETHRLNDS				138	
400 U STATES		5859		106485	
		21562		157874	
MFRS OF TIN AND TINPLATE N O P					5607
100 U KINGDOM		10213		81831	
231 HONG KONG				116	
327 FRANCE		142		3924	
335 GERMANY W		1463		14690	
344 ITALY				801	
347 JAPAN		505		8006	
352 MEXICO				560	
354 NETHRLNDS		3586		7594	
359 NORWAY				454	
376 SWITZRLND		58		58	
381 ALASKA				104	
400 U STATES		448395		2359379	
		464362		2477517	
ANVILS AND VISES					5621
100 U KINGDOM		17356		119507	
327 FRANCE				397	
335 GERMANY W		2307		11091	
344 ITALY				444	
347 JAPAN		135		3732	
354 NETHRLNDS		699		1009	
375 SWEDEN				700	
400 U STATES		19625		167982	
		40122		304862	

IMPORTS INTO CANADA FOR CONSUMPTION

113

Articles and Countries from which Imported	MONTH OF AUGUST 1957		EIGHT MONTHS ENDED AUGUST 1957		Class Number
	Quantities	Values (\$)	Quantities	Values (\$)	
AUGERS BITS AND DRILLS					5622
100 U KINGDOM		47530		549967	
207 UN SO AFR				209	
234 AUSTRALIA		14430		85709	
305 AUSTRIA		632		6553	
318 DENMARK		1937		3457	
327 FRANCE		4958		23184	
335 GERMANY W		41399		189583	
344 ITALY		248		25009	
347 JAPAN		364		9428	
354 NETHRLNDS		532		3290	
375 SWEDEN		8934		41623	
376 SWITZRLND				3792	
400 U STATES		119773		973399	
		240737		1915203	
AXES	002				5623
100 U KINGDOM	635	6501	2440	24476	
335 GERMANY W	220	2629	1360	15880	
347 JAPAN	50	264	80	721	
375 SWEDEN	208	2072	3292	34745	
400 U STATES	83	1583	533	12749	
	1196	13049	7705	88571	
FILES N O P AND RASPS	002				5624
100 U KINGDOM	6147	19842	34779	111131	
305 AUSTRIA			27	132	
335 GERMANY W	1459	2492	5987	9474	
344 ITALY	838	612	838	612	
347 JAPAN	20	53	540	1076	
366 PORTUGAL			1489	5111	
375 SWEDEN			5077	15275	
376 SWITZRLND	56	222	587	2519	
400 U STATES	3978	27365	40026	249188	
	12498	50586	89350	394518	
HACK SAW BLADES					5625
100 U KINGDOM		8265		60046	
305 AUSTRIA				960	
335 GERMANY W		140		8289	
344 ITALY				195	
375 SWEDEN				3014	
400 U STATES		12092		96389	
		20497		168893	
SAWS N O P					5626
100 U KINGDOM		4695		55056	
317 CZECHO S				1504	
318 DENMARK				2000	
335 GERMANY W		7908		61003	
347 JAPAN		846		10779	
359 NORWAY		1363		8849	
366 PORTUGAL				130	
375 SWEDEN		2566		59103	
376 SWITZRLND				203	
400 U STATES		20522		211278	
		37900		409905	
WRENCHES					5627
100 U KINGDOM		2369		46283	
305 AUSTRIA		607		2489	
318 DENMARK				360	
327 FRANCE				121	
335 GERMANY W		49564		319831	
344 ITALY		861		2514	
347 JAPAN		5788		40535	
375 SWEDEN		387		7150	
376 SWITZRLND				580	
400 U STATES		170722		1606671	
		230298		2026534	
AOZES CLEAVERS HATCHETS PLANES					5628
100 U KINGDOM		20109		138145	
231 HONG KONG		273		273	
305 AUSTRIA		615		2815	
317 CZECHO S		482		1256	
327 FRANCE		813		1826	
335 GERMANY W		41618		191125	
344 ITALY		1393		5884	
347 JAPAN		1570		10071	
354 NETHRLNDS		200		200	
375 SWEDEN		6587		70600	
376 SWITZRLND		330		787	
381 ALASKA				57	
400 U STATES		92083		781857	
		166073		1204896	
ENGINEERS PRECISION TOOLS					5629
100 U KINGDOM		50026		307335	
218 MALAYA				11537	
234 AUSTRALIA		1674		4292	
305 AUSTRIA				985	
318 DENMARK		3828		13751	
326 FINLAND				280	
327 FRANCE		2365		13568	
335 GERMANY W		72177		335668	
344 ITALY				6279	
347 JAPAN		23154		112748	
354 NETHRLNDS				5650	
375 SWEDEN		10984		57527	
376 SWITZRLND		32113		533272	
400 U STATES		343826		3118139	
		540147		4521031	

IMPORTS INTO CANADA FOR CONSUMPTION

Articles and Countries from which Imported		MONTH OF AUGUST 1957		EIGHT MONTHS ENDED AUGUST 1957		Class Number
		Quantities	Values (\$)	Quantities	Values (\$)	
TOOLS N O P						5630
100	U KINGDOM		61075		461415	
231	HONG KONG		1029		1552	
234	AUSTRALIA		319		536	
305	AUSTRIA		3144		5424	
317	CZECHO S				1592	
318	DENMARK				1940	
327	FRANCE		14445		44561	
335	GERMANY W		53192		317786	
344	ITALY		2546		7518	
347	JAPAN		19837		141533	
354	NETHRLNDS				416	
359	NORWAY				1681	
375	SWEDEN		1987		44510	
376	SWITZRLND		1140		10187	
387	VENEZUELA				2407	
400	U STATES		1264712		5331883	
			1423426		6374941	
FILES MANICURE						5631
100	U KINGDOM		187		3187	
327	FRANCE				121	
335	GERMANY W		2809		11833	
347	JAPAN		112		112	
400	U STATES		798		22125	
			3906		37378	
TOOLS FOR USE IN MACHINES						5632
100	U KINGDOM		60007		492074	
234	AUSTRALIA				1103	
236	NEW ZEAL				100	
305	AUSTRIA		393		1868	
306	BELGIUM				501	
318	DENMARK		680		2256	
327	FRANCE				7243	
335	GERMANY W		10342		118926	
344	ITALY		552		8113	
347	JAPAN				8373	
354	NETHRLNDS				1639	
375	SWEDEN		3174		22855	
376	SWITZRLND		634		14255	
381	ALASKA				240	
400	U STATES		862341		6028935	
			938123		6708481	
AUTOMOBILES FREIGHT NEW		NO				5641
100	U KINGDOM	31	91876	555	827864	
335	GERMANY W	170	167342	1206	1215698	
400	U STATES	449	1945573	4403	20699962	
		650	2204791	6164	22743524	
AUTOS PASS NEW UNDER 1200 DOL		NO				5642
100	U KINGDOM	2205	2165685	15252	15385630	
317	CZECHO S	1	842	3	2272	
327	FRANCE	1	1140	154	132804	
335	GERMANY W	1947	1417225	15138	11088844	
400	U STATES	1	816	18	12094	
		4155	3585708	30565	26613144	
AUTOS PASS NEW 1200 TO 2100 DOL		NO				5643
100	U KINGDOM	525	709345	3936	5389344	
327	FRANCE	1	1297	3	4140	
335	GERMANY W	64	98271	730	983195	
375	SWEDEN			1	1555	
400	U STATES	42	76942	1002	1873257	
		632	885855	5672	8251491	
AUTOS PASS NEW N O P		NO				5644
100	U KINGDOM	14	40060	288	864100	
335	GERMANY W	11	31360	54	158392	
400	U STATES	233	691213	11330	33347623	
		258	762633	11672	34370115	
MOTOR OMNIBUSES NEW		NO				5645
100	U KINGDOM			12	15057	
335	GERMANY W	24	29758	277	323515	
400	U STATES	66	398491	381	4865268	
		90	428249	670	5203840	
PARTS OF MOTOR BUS BODIES 43BI						5646
100	U KINGDOM		599		18815	
306	BELGIUM				84	
335	GERMANY W		2191		19897	
400	U STATES		516617		4846281	
			519407		4885077	
AXLES BRAKES CLUTCHES TRUCK						5648
100	U KINGDOM		8011		38509	
335	GERMANY W		5236		36115	
400	U STATES		1277296		15249592	
			1290543		15324216	
AUTOMOBILE PARTS N O P						5650
100	U KINGDOM		280676		2929013	
234	AUSTRALIA				4753	
305	AUSTRIA		569		569	
306	BELGIUM		4357		10029	
317	CZECHO S		441		1346	
327	FRANCE		1200		7788	
335	GERMANY W		92827		876917	
344	ITALY		738		869	
347	JAPAN		5949		18858	
354	NETHRLNDS				1352	
375	SWEDEN				16086	
381	ALASKA				521	
400	U STATES		9074149		16244296	
			9460906		166311097	

IMPORTS INTO CANADA FOR CONSUMPTION

Articles and Countries from which Imported	MONTH OF AUGUST 1957		EIGHT MONTHS ENDED AUGUST 1957		Class Number
	Quantities	Values (\$)	Quantities	Values (\$)	
BICYCLES N O P	NO				5651
100 U KINGDOM	7646	141828	92397	1755155	
305 AUSTRIA			9	210	
317 CZECHO S	490	4754	7450	103073	
327 FRANCE			586	14447	
335 GERMANY W	253	2608	3326	44184	
340 HUNGARY			5	66	
344 ITALY			428	10333	
354 NETHRLNDS	400	4620	649	8755	
376 SWITZRLND	93	2931	100	3152	
400 U STATES	25	368	539	8138	
	8907	157109	105489	1947513	
BICYCLE PARTS					5652
100 U KINGDOM		36541		298667	
317 CZECHO S				6345	
327 FRANCE		229		1082	
335 GERMANY W		2103		53722	
344 ITALY				92	
347 JAPAN				5752	
354 NETHRLNDS				912	
375 SWEDEN		1249		10551	
400 U STATES		526		22426	
		40648		399549	
CARS RAILWAY BOX AND FLAT	NO				5653
400 U STATES	16	38202	70	156988	
	16	38202	70	156988	
CARS RAILWAY PASSENGER	NO				5654
400 U STATES	7	25720	15	172268	
	7	25720	15	172268	
CARS RAILWAY TANK	NO				5655
400 U STATES	13	70578	100	454235	
	13	70578	100	454235	
CARS RAILWAY N O P	NO				5656
100 U KINGDOM	22	35433	276	354516	
400 U STATES		23803	212	365684	
	22	59236	488	720200	
CARS RAILWAY PARTS OF					5657
100 U KINGDOM		449		82912	
335 GERMANY W				1620	
400 U STATES		377651		4171705	
		378100		4256237	
MOTOR RAIL CARS AND PARTS	NO				5658
100 U KINGDOM	1	7165	1	22474	
381 ALASKA		68	1	2025	
400 U STATES		75385	56	5022094	
	1	82618	58	5046593	
MOTOR CYCLES SIDE CARS AND PTS	NO				5660
100 U KINGDOM	83	38745	1614	890844	
220 BERMUDA			1	141	
305 AUSTRIA	4	1181	6	1832	
317 CZECHO S	4	948	222	24437	
327 FRANCE			37	2758	
335 GERMANY W	12	2498	546	104799	
344 ITALY	116	27721	314	70087	
347 JAPAN			2	485	
354 NETHRLNDS	6	705	7	825	
376 SWITZRLND				122	
400 U STATES	33	26206	430	317067	
	258	98004	3179	1413397	
MOTOR VEHICLES N O P	NO				5661
100 U KINGDOM	9	11074	47	89482	
306 BELGIUM	1	275	1	275	
318 DENMARK			1	795	
327 FRANCE			2	1025	
335 GERMANY W	3	3833	32	29506	
342 IRAN	1	765	1	765	
344 ITALY			2	279	
352 MEXICO			1	3667	
354 NETHRLNDS	1	2121	2	2613	
376 SWITZRLND			1	2694	
400 U STATES	146	229654	963	1704311	
	161	247722	1053	1835412	
TRACTION ENGINES N O P AND PARTS	NO				5663
400 U STATES			1	421	
			1	421	
TRICYCLES N O P	NO				5664
100 U KINGDOM	36	505	356	4289	
335 GERMANY W			252	2364	
347 JAPAN	38	163	1154	3364	
400 U STATES	738	2313	11657	49825	
	812	2981	13419	59842	
FRAMES FOR BICYCLES	NO				5670
100 U KINGDOM			303	2033	
			303	2033	
TRUCKS BOOIES FOR STREET CARS					5671
FACTORY WAREHOUSE TRUCKS MOTOR	NO				5672
100 U KINGDOM	4	13520	13	41728	
335 GERMANY W				51	
400 U STATES	28	118577	444	2131677	
	32	132097	457	2173456	
FORK LIFT TRUCKS AND PARTS	NO				5674
100 U KINGDOM	7	13546	71	244651	
335 GERMANY W		199	1	5392	
375 SWEDEN		225	38	7747	
400 U STATES	126	747188	1235	6373149	
	133	761158	1345	6630939	

*Ascending month of May, 1957, as to value only.

IMPORTS INTO CANADA FOR CONSUMPTION

Articles and Countries from which Imported	MONTH OF AUGUST 1957		EIGHT MONTHS ENDED AUGUST 1957		Class Number
	Quantities	Values (\$)	Quantities	Values (\$)	
ROLLER BEARINGS AND PARTS NOP					5680
100 U KINGDOM		38055		521599	
305 AUSTRIA		3962		39568	
306 BELGIUM				10764	
335 GERMANY W		11056		281267	
344 ITALY		229		9455	
354 NETHRLNDS		115		3364	
375 SWEDEN		12593		586715	
376 SWITZRLND				933	
400 U STATES		549189		5237332	
		615199		6690997	
ANCHORS FOR VESSELS	CWT				5681
100 U KINGDOM	547	6935	3898	47624	
359 NORWAY			4	135	
400 U STATES	143	4976	2202	55207	
	690	11911	6104	102966	
BALL AND ROLR BRNGS FOR AUTOS					5682
100 U KINGDOM		4054		107914	
305 AUSTRIA				473	
335 GERMANY W				50884	
354 NETHRLNDS		1017		3311	
375 SWEDEN				7983	
400 U STATES		169932		2011311	
		175003		2181876	
BALLS ROLLERS FOR BEARINGS					5683
100 U KINGDOM				5241	
305 AUSTRIA				54	
327 FRANCE				18402	
335 GERMANY W		2211		31023	
375 SWEDEN		21424		77178	
400 U STATES		46420		361153	
		70055		493051	
BURNISHING BALLS					5684
100 U KINGDOM				319	
400 U STATES		333		8222	
		333		8541	
BALL BEARINGS AND PARTS N O P					5685
100 U KINGDOM		48065		384438	
305 AUSTRIA		10439		96833	
327 FRANCE				157	
335 GERMANY W		13161		253207	
344 ITALY		3260		36313	
354 NETHRLNDS				1349	
375 SWEDEN		10651		348830	
376 SWITZRLND		137		3889	
400 U STATES		356366		3785322	
		442079		4910338	
BOTTLES STEEL FOR GAS					5686
100 U KINGDOM		58238		69390	
220 BERMUDA		1050		11200	
224 JAMAICA				56	
227 BAHAMAS				2030	
381 ALASKA				57	
400 U STATES		112025		1758136	
		171313		1840869	
BAYONETS SWORDS FOILS MASKS					5687
100 U KINGDOM		328		4706	
231 HONG KONG				55	
327 FRANCE				1375	
335 GERMANY W		267		3378	
344 ITALY				138	
400 U STATES				1230	
		595		10882	
MATERIALS FOR CREAM SEPARATORS					5688
GALVANIZED RANGE BOILERS	NO				5689
100 U KINGDOM	2956	25613	10874	97544	
400 U STATES	1018	21132	6478	141755	
	3974	46745	17352	239299	
DRUMS CYLINDERS BARRELS TANKS					5690
100 U KINGDOM		8346		37588	
335 GERMANY W				13278	
376 SWITZRLND				338	
381 ALASKA		306		4642	
400 U STATES		158204		1827572	
		166856		1883418	
FRAMES FOR PURSES RETICULES					5691
100 U KINGDOM		15310		54972	
305 AUSTRIA		400		2328	
306 BELGIUM		4782		27195	
327 FRANCE				206	
335 GERMANY W		9135		53463	
344 ITALY		2393		5342	
347 JAPAN		292		292	
372 SPAIN		419		3452	
400 U STATES		20278		112227	
		53009		259477	
FURNITURE OF METAL					5692
100 U KINGDOM		37722		165476	
224 JAMAICA				116	
231 HONG KONG		2807		7068	
234 AUSTRALIA				400	
305 AUSTRIA		149		1043	
306 BELGIUM		284		655	
318 DENMARK		492		5103	
327 FRANCE		572		9641	

IMPORTS INTO CANADA FOR CONSUMPTION

117

Articles and Countries from which Imported	MONTH OF AUGUST 1957		EIGHT MONTHS ENDED AUGUST 1957		Class Number
	Quantities	Values (\$)	Quantities	Values (\$)	
335 GERMANY W		4999		25042	
344 ITALY		549		5761	
347 JAPAN				619	
354 NETHRLNOS		1720		4693	
359 NORWAY				3919	
375 SWEDEN		1201		6413	
376 SWITZRLND		475		1895	
381 ALASKA				135	
400 U STATES		751555		5397463	
		802525		5635442	
MATERIALS FOR BUOYS					5693
100 U KINGDOM				1404	
335 GERMANY W				284	
375 SWEDEN		4147		11019	
400 U STATES				87661	
		4147		100368	
GOLF SHAFTS OF SEAMLESS STEEL					5694
100 U KINGDOM		25485		104084	
400 U STATES		1628		21956	
		27113		126040	
MATERIALS FOR RIFLES					5695
400 U STATES		4708		39257	
		4708		39257	
METAL PARTS FOR SHOTGUNS					5696
GUN BARRELS ROUGH BOREO					5697
100 U KINGDOM				12053	
				12053	
GUNS RIFLES AIR GUNS FIREARMS					5698
100 U KINGDOM		13347		64266	
231 HONG KONG				981	
305 AUSTRIA		3432		3562	
306 BELGIUM		738		6986	
317 CZECHO S				7042	
326 FINLAND				103	
327 FRANCE		2564		6281	
335 GERMANY W		7047		34933	
344 ITALY		1025		6558	
347 JAPAN				204	
359 NORWAY				152	
372 SPAIN		1133		2480	
375 SWEDEN				663	
376 SWITZRLND				1006	
400 U STATES		50006		463522	
		79292		598739	
GUNS NOT MADE IN CANADA					5699
100 U KINGDOM		14526		103131	
231 HONG KONG				2578	
305 AUSTRIA				2233	
306 BELGIUM		3833		110212	
317 CZECHO S		1712		4035	
318 DENMARK		980		21007	
326 FINLAND				829	
327 FRANCE		2343		2724	
335 GERMANY W		5050		12856	
344 ITALY		12394		22879	
347 JAPAN				165	
359 NORWAY		3196		26351	
372 SPAIN		6436		14364	
375 SWEDEN		14129		974204	
376 SWITZRLND		800		8404	
400 U STATES		667012		2971228	
		732411		4277200	
KNIFE FORK SCISSORS BLANKS					5700
100 U KINGDOM				11954	
400 U STATES		11768		73078	
		11768		85032	
METAL PARTS LOOSELEAF BINDERS					5701
100 U KINGDOM		5324		77514	
305 AUSTRIA		346		2743	
335 GERMANY W		102		102	
400 U STATES		33873		314813	
		39645		395172	
MAGIC LANTERNS AND SLIOES					5702
100 U KINGDOM		119		4432	
327 FRANCE				630	
335 GERMANY W		2888		10013	
347 JAPAN		1254		10664	
375 SWEDEN				424	
400 U STATES		88594		517723	
		92855		543886	
PRESSED STEEL BELT PULLEYS					5703
100 U KINGDOM		3630		11892	
234 AUSTRALIA				5503	
400 U STATES		26733		126217	
		30363		143612	
RAILWAY TIES FISH PLATES IRON	CWT				5704
100 U KINGDOM	8155	61265	130873	935517	
306 BELGIUM			313	2017	
327 FRANCE			32	205	
335 GERMANY W			471	3363	
354 NETHRLNDS			252	1744	
400 U STATES			30000	243406	
	3314	19052			
	11469	80317	161941	1186252	
RAILWAY INTERSECTION LAYOUTS					5705
400 U STATES		9270		75605	
		9270		75605	

IMPORTS INTO CANADA FOR CONSUMPTION

Articles and Countries from which Imported	MONTH OF AUGUST 1957		EIGHT MONTHS ENDED AUGUST 1957		Class Number
	Quantities	Values (\$)	Quantities	Values (\$)	
SAFES AND DOORS FOR VAULTS					5706
100 U KINGDOM		42891		178201	
335 GERMANY W		487		721	
359 NORWAY		707		5850	
372 SPAIN				210	
375 SWEDEN				291	
400 U STATES		90045		627908	
		134130		813181	
STEEL WOOL					5708
100 U KINGDOM				118	
335 GERMANY W		427		427	
359 NORWAY		1198		4015	
400 U STATES		15250		124055	
		16875		128615	
LATH OF IRON OR STEEL	CWT				5709
100 U KINGDOM	466	4330	4598	47055	
400 U STATES	898	12914	5208	72364	
	1364	17244	9806	119419	
VALVES IRON OR STEEL N O P					5713
100 U KINGDOM		73791		708453	
305 AUSTRIA				2706	
318 DENMARK		604		997	
335 GERMANY W		2606		42723	
344 ITALY		720		1532	
347 JAPAN				150	
354 NETHRLNDS		16956		168190	
375 SWEDEN		5280		35404	
376 SWITZRLND				289	
400 U STATES		1216531		9725050	
		1316488		10685494	
MANUFACTURES OF IRON STEEL NOP					5714
100 U KINGDOM		638893		5160420	
231 HONG KONG		1083		3819	
234 AUSTRALIA				2522	
305 AUSTRIA		1631		9322	
306 BELGIUM		1595		12373	
317 CZECHO S				1465	
318 DENMARK		2585		8498	
327 FRANCE		143861		334468	
335 GERMANY W		85615		612862	
344 ITALY		2222		378965	
347 JAPAN		19972		131750	
352 MEXICO				56	
354 NETHRLNDS		586		41121	
359 NORWAY		483		8423	
360 ISRAEL				328	
375 SWEDEN		15791		311237	
376 SWITZRLND		14832		82772	
381 ALASKA				104	
383 HAWAII				83	
384 P RICO				2132	
387 VENEZUELA				10087	
400 U STATES		5717612		46162579	
		6646761		53275386	
COOKING STOVES COAL OR WOOD	NO				5715
100 U KINGDOM			17	2148	
400 U STATES	11	530	123	5394	
	11	530	140	7542	
COOKING STOVES ELEC OVER 250DL	NO				5716
347 JAPAN			1	126	
400 U STATES	412	51032	6168	720255	
	412	51032	6169	720381	
COOKING STOVES GAS OVER 10 DOL	NO				5717
100 U KINGDOM	3	460	22	1195	
400 U STATES	2258	178442	16384	1447556	
	2261	178902	16406	1448751	
COOKING STOVES OIL OVER 10 DOL	NO				5718
100 U KINGDOM			3	61	
344 ITALY			1	66	
400 U STATES	214	20970	704	43529	
	214	20970	708	43656	
FURNACES DOMESTIC HOT WATER					5719
100 U KINGDOM		3065		4289	
400 U STATES		124974		424466	
		128039		428755	
FURNACES DOMESTIC WARM AIR	NO				5720
400 U STATES	4057	502282	17537	2161005	
	4057	502282	17537	2161005	
OIL BURNERS	NO				5721
400 U STATES	131	16165	990	141193	
	131	16165	990	141193	
RADIATORS CAST IRON	SQ FT				5722
400 U STATES			13813	5987	
			13813	5987	
ELECTRIC COOKING APPARATUS NOP					5723
100 U KINGDOM		9643		88689	
234 AUSTRALIA				75	
327 FRANCE				65	
335 GERMANY W				718	
344 ITALY				671	
347 JAPAN				332	
400 U STATES		234909		1706029	
		244552		1796579	
HEATING COOKING APPARATUS NOP					5724
100 U KINGDOM		6882		17125	
305 AUSTRIA				2130	

IMPORTS INTO CANADA FOR CONSUMPTION

Articles and Countries from which Imported	MONTH OF AUGUST 1957		EIGHT MONTHS ENDED AUGUST 1957		Class Number
	Quantities	Values (\$)	Quantities	Values (\$)	
306 BELGIUM		2266		2266	
335 GERMANY W		473		3824	
347 JAPAN				531	
354 NETHRLNDS				140	
375 SWEDEN		227		2196	
376 SWITZRLND				75	
400 U STATES		631513		3116677	
PARTS HEATING AND COOKING APP		641361		3144964	
100 U KINGDOM		1176		19951	5725
318 DENMARK		3176		3176	
327 FRANCE				918	
347 JAPAN				58	
354 NETHRLNDS				70	
375 SWEDEN		53		5239	
376 SWITZRLND		74		74	
400 U STATES		979007		8174348	
OVENS COMMERCIAL BAKERY		983486		8203834	
100 U KINGDOM		51		18337	5726
354 NETHRLNDS				17620	
400 U STATES		116640		485389	
GAS STOVE THERMOSTATS LIGHTERS		116691		521346	
400 U STATES		917		49203	5727
HEATERS OIL 20 DOLLARS OR OVER	NO	917		49203	
100 U KINGDOM	3	87	3	87	5728
327 FRANCE			6	120	
400 U STATES	3671	156336	21550	1030257	
METAL STAMPINGS FOR BATHTUBS		3674	21559	1030464	
400 U STATES	CWT	5765	48330	821651	5729
INDUSTRIAL FURNACES AND PARTS		5765	48330	821651	
100 U KINGDOM		85657		655142	5730
335 GERMANY W				14193	
344 ITALY		70		70	
354 NETHRLNDS		3444		6893	
400 U STATES		280947		1855642	
RANGE OIL BURNERS		370118		2531940	
400 U STATES	NO				5731
WATER HEATER PARTS		46	1249	42670	
100 U KINGDOM		46	1249	42670	5733
335 GERMANY W		148		1626	
400 U STATES		498		1197	
WATER HEATERS GAS		56744		351311	
100 U KINGDOM	NO	57390		354134	5734
335 GERMANY W	144	6794	399	20230	
354 NETHRLNDS			100	5080	
400 U STATES	3390	165156	24	1341	
WATER HEATERS ELECTRIC		3534	16586	825136	
100 U KINGDOM	NO	171950		851787	5735
335 GERMANY W	14	1054	79	3019	
400 U STATES	1	159	823	2485	
WATER HEATERS N O P		1395	10840	494989	
100 U KINGDOM	NO	1410	11742	500493	5736
400 U STATES		489	1915	146661	
HOUSEHOLD SCALES AND PTS		489	1940	149097	
100 U KINGDOM	NO	96	542	1364	5737
317 CZECHO S		255	25	93	
335 GERMANY W	186	810	2890	6537	
375 SWEDEN			12	1092	
400 U STATES	11886	40073	108127	385722	
SCALES BALANCES PARTS N O P		12168	111596	394808	
100 U KINGDOM		18314		133993	5738
306 BELGIUM		1307		9031	
317 CZECHO S		101		101	
318 DENMARK				14603	
335 GERMANY W		13376		69745	
347 JAPAN				185	
354 NETHRLNDS		1442		15923	
375 SWEDEN		945		4560	
376 SWITZRLND		8842		51788	
381 ALASKA				1534	
400 U STATES		231133		1914200	
		275460		2215663	

IMPORTS INTO CANADA FOR CONSUMPTION

Articles and Countries from which Imported	MONTH OF AUGUST 1957		EIGHT MONTHS ENDED AUGUST 1957		Class Number
	Quantities	Values (\$)	Quantities	Values (\$)	
GROUP 6					
NONFERROUS METALS AND PRODUCTS					
ALUMINA AND BAUXITE N O P	CWT				6001
100 U KINGDOM	67	979	371	5340	
221 B GUIANA	10080	12308	1632989	1729587	
356 SURINAM	225678	184212	1544126	1275896	
400 U STATES	37711	154621	416307	1044853	
	273536	352120	3593793	4055676	
BAUXITE ALUMINA FOR REFINING	CWT				6002
221 B GUIANA	2339636	656132	10782846	3014827	
224 JAMAICA	428064	1365810	4805924	15427805	
328 FR AFRICA	377216	101994	5374351	1460703	
347 JAPAN			267085	780136	
356 SURINAM	490581	139274	4667081	1297965	
400 U STATES	155266	534625	616354	2136494	
	3790763	2797835	26513641	24117930	
CRYOLITE OR KRYOLITE	CWT				6003
335 GERMANY W			22050	228245	
372 SPAIN			33069	345600	
400 U STATES	81	1114	1175	14868	
	81	1114	56294	588713	
ALUMINUM PIGS INGOTS BLOCKS	CWT				6004
100 U KINGDOM			257	13010	
400 U STATES	2114	62966	5891	172662	
	2114	62966	6148	185672	
ALUMINUM SCRAP	CWT				6005
400 U STATES			4104	58390	
			4104	58390	
ALUMINUM ANGLES CHANNELS BEAMS	CWT				6006
100 U KINGDOM	130	6760	1874	104896	
400 U STATES	568	43968	5109	382057	
	698	50728	6983	486953	
ALUMINUM BAR ROD AND WIRE RODS	CWT				6007
100 U KINGDOM	2894	100806	7232	270899	
335 GERMANY W			2	132	
375 SWEDEN			8678	232043	
376 SWITZRLND	56	2650	56	2650	
400 U STATES	13246	440928	27356	948543	
	16196	544384	43324	1454267	
ALUMINUM LEAF OR FOIL					6009
100 U KINGDOM		11940		160699	
305 AUSTRIA		2269		7151	
335 GERMANY W		3132		4393	
344 ITALY				2288	
347 JAPAN				1042	
354 NETHRLNDS				479	
376 SWITZRLND		552		1500	
400 U STATES		77452		410729	
		95345		588281	
ALUMINUM PIPES AND TUBES	CWT				6010
100 U KINGDOM	63	4996	4941	257157	
335 GERMANY W			24	1259	
400 U STATES	212	14048	1611	124418	
	275	19044	6576	382834	
ALUMINUM PLATES SHEETS STRIPS	CWT				6011
100 U KINGDOM	12130	400337	41466	1424916	
305 AUSTRIA			40	1355	
335 GERMANY W	10	359	83	3561	
354 NETHRLNDS			111	3886	
376 SWITZRLND	69	3099	255	11734	
400 U STATES	1816	112981	20871	1141800	
	14025	516776	62826	2587252	
ALUMINUM POWDER AND PASTE	LB				6012
100 U KINGDOM	37720	12567	142862	46365	
400 U STATES	101820	41812	267592	109994	
	139540	54379	410454	156359	
ALUMINUM WIRE AND CABLE	CWT				6013
100 U KINGDOM	8061	292746	20270	708223	
400 U STATES	684	32800	2756	141766	
	8745	325546	23026	849989	
ALUMINUM HOUSEHOLD HOLLOW WARE					6014
100 U KINGDOM		7236		35769	
306 BELGIUM				569	
327 FRANCE				140	
335 GERMANY W		2261		5102	
344 ITALY		14423		77644	
347 JAPAN		1421		13723	
359 NORWAY				503	
372 SPAIN				523	
376 SWITZRLND				4662	
400 U STATES		127980		1046712	
		153321		1190047	
ALUMINUM MANUFACTURES N O P					6015
100 U KINGDOM		205760		854929	
231 HONG KONG				1439	
306 BELGIUM				277	
317 CZECHO S				776	
318 DENMARK				112	
327 FRANCE		1355		6335	
335 GERMANY W		5400		35806	
344 ITALY		6795		43483	

IMPORTS INTO CANADA FOR CONSUMPTION

Articles and Countries from which Imported		MONTH OF AUGUST 1957		EIGHT MONTHS ENDED AUGUST 1957		Class Number
		Quantities	Values (\$)	Quantities	Values (\$)	
	347 JAPAN		22559		77845	
	354 NETHRLNDS				7348	
	359 NORWAY				458	
	365 POLAND				98	
	375 SWEDEN				9106	
	376 SWITZRLND		1485		26026	
	381 ALASKA				844	
	400 U STATES		971367		7218878	
			1214721		8283760	
BRASS IN BLOCKS	INGOTS OR PIGS	CWT				6021
	400 U STATES			77	3228	
BRASS SCRAP		CWT		77	3228	6022
	100 U KINGDOM			14	213	
	220 BERMUDA			24	239	
	334 ST PIERRE			20	200	
	359 NORWAY	18	360	18	360	
	375 SWEDEN	17	352	17	352	
	400 U STATES	112	2893	99	27070	
		147	3605	1092	28434	
BRASS IN BARS AND RODS		CWT				6023
	100 U KINGDOM	1092	28052	6590	185450	
	335 GERMANY W			128	7491	
	388 YUGO SLAV			5	133	
	400 U STATES	276	12784	1380	74846	
		1368	40836	8103	267920	
BRASS IN STRIPS	SHEETS PLATES	CWT				6024
	100 U KINGDOM	1421	45309	13085	438459	
	306 BELGIUM	17	532	177	6482	
	335 GERMANY W	20	1021	63	2649	
	400 U STATES	159	12798	3002	222861	
		1617	59660	16327	670451	
BRASS TUBING		CWT				6025
	100 U KINGDOM			144	7987	
	335 GERMANY W	53	5535	440	29938	
	376 SWITZRLND			58	4992	
	400 U STATES	934	65602	9202	710393	
		987	71137	9844	753310	
METAL CAPS FOR ELEC BATTERIES						6026
	400 U STATES		5790		40851	
			5790		40851	
BRASS OR BRONZE COIN LOCKS						6029
	400 U STATES		236		3004	
			236		3004	
BRASS HAND PUMPS	N O P					6030
	100 U KINGDOM				1985	
	400 U STATES		696		14118	
			696		16103	
BRASS VALVES PLATED	DR NOT					6031
	100 U KINGDOM		9797		80792	
	306 BELGIUM				1133	
	318 DENMARK		3911		24822	
	335 GERMANY W		166		18380	
	344 ITALY		7033		70815	
	347 JAPAN				18847	
	354 NETHRLNDS				1391	
	375 SWEDEN		2022		33565	
	376 SWITZRLND				2639	
	400 U STATES		329383		2815652	
			352312		3068036	
BRASS METERS AND PARTS						6032
	100 U KINGDOM		1695		46943	
	400 U STATES		18421		339347	
			20116		386290	
BRASS WIRE	N O P	LB				6033
	100 U KINGDOM	600	327	68918	28365	
	400 U STATES	2736	2020	28393	20357	
		3336	2347	97311	48722	
BRASS WIRE CLOTH	OR WOVEN WIRE					6034
	100 U KINGDOM		1515		10720	
	305 AUSTRIA				2243	
	327 FRANCE				1446	
	335 GERMANY W		508		52318	
	400 U STATES		2233		42986	
			4256		109713	
BRASS MANUFACTURES	N O P					6035
	100 U KINGDOM		76703		548504	
	215 INDIA		4590		18540	
	231 HONG KONG		1756		12837	
	305 AUSTRIA		385		1050	
	306 BELGIUM		1431		4526	
	318 DENMARK		638		3298	
	327 FRANCE		1413		7220	
	335 GERMANY W		13019		75649	
	344 ITALY		5512		70099	
	347 JAPAN		8396		58829	
	354 NETHRLNDS		2462		18256	
	359 NORWAY		67		919	
	360 ISRAEL				14249	
	372 SPAIN				1016	
	375 SWEDEN		2375		14947	
	376 SWITZRLND		351		3815	
	392 SYRIA				221	
	400 U STATES		811114		7047208	
			930212		7901183	

IMPORTS INTO CANADA FOR CONSUMPTION

Articles and Countries from which Imported	MONTH OF AUGUST 1957		EIGHT MONTHS ENDED AUGUST 1957		Class Number
	Quantities	Values (\$)	Quantities	Values (\$)	
BRASS WIRE FOR FOURDRINIER					6036
PLUMBERS BRASS GOODS					6037
100 U KINGDOM		18085		90284	
335 GERMANY W		274		13196	
344 ITALY		24569		126808	
347 JAPAN		18758		64118	
354 NETHRLNDS				13777	
375 SWEDEN				640	
376 SWITZRLND		299		299	
400 U STATES		292587		2375680	
		354572		2684802	
COPPER IN BLOCKS PIGS INGOTS	CWT				6042
400 U STATES	15644	431856	52171	1452721	
	15644	431856	52171	1452721	
COPPER SCRAP	CWT				6043
400 U STATES	645	15180	76429	1998146	
	645	15180	76429	1998146	
COPPER BARS FOR ELECTRIC WIRES	CWT				6044
400 U STATES	2035	69408	21896	753970	
	2035	69408	21896	753970	
COPPER IN BARS OR ROOS N O P	CWT				6046
100 U KINGDOM			4800	132960	
335 GERMANY W	2	128	567	26627	
400 U STATES	102	4938	1277	47586	
	104	5066	6644	207173	
COPPER IN STRIPS SHEETS PLATES	CWT				6047
100 U KINGDOM	1387	47879	7943	305058	
400 U STATES	110	6245	680	54078	
	1497	54124	8623	359136	
COPPER TUBING	CWT				6048
100 U KINGDOM	1425	57054	7935	353033	
312 CHILE	17	616	81	3044	
400 U STATES	1307	67656	2958	225971	
	2749	125326	10974	582048	
COPPER ROLLERS FOR WALL PAPER					6049
100 U KINGDOM				24578	
400 U STATES				6853	
				31431	
COPPER WIRE N O P	LB				6050
100 U KINGDOM			31122	14741	
354 NETHRLNDS	1	248	465	446	
400 U STATES	1720	1383	19531	16736	
	1721	1631	51118	31923	
COPPER WIRE CLOTH WOVEN WIRE					6051
100 U KINGDOM				187	
335 GERMANY W				512	
400 U STATES		2004		4602	
		2004		5301	
COPPER MANUFACTURES OF N O P					6052
100 U KINGDOM		1149		22724	
215 INDIA				57	
231 HONG KONG		52		387	
305 AUSTRIA				102	
306 BELGIUM		173		487	
322 EGYPT				254	
327 FRANCE		231		444	
335 GERMANY W		317		1915	
344 ITALY		1275		3227	
347 JAPAN				7367	
354 NETHRLNDS		3761		21574	
375 SWEDEN				2973	
376 SWITZRLND		241		388	
392 SYRIA				300	
400 U STATES		105634		741963	
		112833		804162	
LEAD IN PIGS AND BLOCKS	LB				6061
100 U KINGDOM			27480	3812	
352 MEXICO	551129	56639	551129	56639	
400 U STATES			1314854	203411	
	551129	56639	1893463	263862	
LEAD OLD AND SCRAP	LB				6062
224 JAMAICA	29456	631	75456	1617	
338 HAITI			8128	197	
400 U STATES	2000	535	13450	3712	
	31456	1166	97034	5526	
LEAD IN BARS AND SHEETS	LB				6063
100 U KINGDOM	11793	1689	63476	10750	
400 U STATES	6280	1833	8375	2409	
	18073	3522	71851	13159	
LEAD PIPE	LB				6064
100 U KINGDOM			11383	1863	
			11383	1863	
LEAD CAPSULES FOR BOTTLES					6065
100 U KINGDOM		4019		21474	
234 AUSTRALIA				67	
354 NETHRLNDS		724		12112	
400 U STATES		1478		1693	
		6221		35346	
LEAD SHOT AND BULLETS	LB				6066
100 U KINGDOM			5550	1552	
400 U STATES	800	215	5758	3146	
	800	215	11308	4698	

IMPORTS INTO CANADA FOR CONSUMPTION

Articles and Countries from which Imported	MONTH OF AUGUST 1957		EIGHT MONTHS ENDED AUGUST 1957		Class Number
	Quantities	Values (\$)	Quantities	Values (\$)	
LEAD MANUFACTURES N O P					6068
100 U KINGDOM		2721		24350	
231 HONG KONG				742	
306 BELGIUM		208		208	
327 FRANCE				123	
335 GERMANY W				975	
347 JAPAN				855	
354 NETHRLNDS		177		2253	
359 NORWAY				80	
400 U STATES		22525		146519	
		25631		176105	
RODS 90 PC NICKEL FOR WIRE	LB				6070
400 U STATES			23630	29167	
			23630	29167	
NICKEL NICKEL SILVER IN INGOTS	LB				6071
400 U STATES		67822	335713	99298	
		67822	335713	99298	
NICKEL BARS RODS STRIPS SHEETS	LB				6072
100 U KINGDOM		331	887	70838	
335 GERMANY W				647	
359 NORWAY		33000	23415	123200	
400 U STATES		229256	233174	2085970	
		262587	257476	2280655	
				2380581	
NICKEL SILVER BARS RODS STRIPS	LB				6073
400 U STATES		2253	2453	2676	
		2253	2453	2676	
NICKEL CHROMIUM IN BARS ROOS	LB				6074
100 U KINGDOM				9832	
400 U STATES				19194	
				29026	
				41325	
NICKEL MANUFACTURES NOT PLATED					6075
100 U KINGDOM				16348	
335 GERMANY W				194	
344 ITALY				714	
400 U STATES		11306		180515	
		11306		197771	
NICKEL AND PLATED HOLLOW WARE					6076
400 U STATES				249	
				249	
NICKEL PLATED WARE N O P					6077
100 U KINGDOM		13857		137037	
234 AUSTRALIA				402	
305 AUSTRIA		1916		6511	
306 BELGIUM				332	
327 FRANCE		546		2878	
335 GERMANY W		21479		173458	
344 ITALY		591		6975	
347 JAPAN		3033		14882	
354 NETHRLNDS		300		11877	
375 SWEDEN				2901	
376 SWITZRLND		246		537	
400 U STATES		93060		739463	
		135028		1097253	
ELECTRO PLATED WARE GILT WARE					6082
100 U KINGDOM		80327		613660	
207 UN SO AFR		473		1385	
215 INOIA				3010	
231 HONG KONG		957		21311	
234 AUSTRALIA		918		3929	
305 AUSTRIA		8147		14309	
306 BELGIUM		177		547	
317 CZECHO S		771		4816	
318 OENMARK		1593		3680	
327 FRANCE		4315		12414	
335 GERMANY W		57468		325924	
344 ITALY		12916		93654	
347 JAPAN		24192		214741	
354 NETHRLNDS		1878		6547	
359 NORWAY		161		279	
372 SPAIN		545		1723	
375 SWEDEN				4894	
376 SWITZRLND		382		6845	
400 U STATES		895005		7176605	
		1090225		8510273	
GOLD SILVER SWEEPS GOLD FRINGE					6084
100 U KINGDOM				217	
327 FRANCE		1026		7818	
335 GERMANY W		223		318	
400 U STATES		1720		9374	
		2969		17727	
GOLD SILVER DUTCH METAL LEAF					6085
100 U KINGDOM		3949		28372	
335 GERMANY W		69		2385	
344 ITALY				223	
400 U STATES		13255		59700	
		17273		90680	
GOLD MANUFACTURES N O P					6086
100 U KINGDOM		367		2690	
335 GERMANY W		704		4062	
344 ITALY				752	
400 U STATES		3430		50643	
		4501		58147	
PLATINUM PALLADIUM IRIIDIUM					6087
100 U KINGDOM		867891		8893009	

IMPORTS INTO CANADA FOR CONSUMPTION

Articles and Countries from which Imported	MONTH OF AUGUST 1957		EIGHT MONTHS ENDED AUGUST 1957		Class Number
	Quantities	Values (\$)	Quantities	Values (\$)	
400 U STATES		13006		147189	
PLATINUM CRUCIBLES		880897		9040198	
400 U STATES		148394		931208	6088
PLAT RETORT FOR SULPHURIC ACID		148394		931208	6089
BLACK OXIDE COPPER FOR COLOURS	LB				6090
100 U KINGDOM	4480	1510	4480	1510	
SILVER UNMANUFACTURED	OZ				6091
100 U KINGDOM			2754	2428	
400 U STATES			601438	523396	
COIN FOREIGN EXCEPT GOLD			604192	525824	6092
306 BELGIUM				273	
TOILET ARTICLES OF STERLING				273	6093
100 U KINGDOM		3033		7355	
335 GERMANY W		994		1923	
400 U STATES		2297		5141	
SILVER MANUFACTURES N O P		6324		14419	6094
100 U KINGDOM		33821		230242	
217 CEYLON				50	
231 HONG KONG		153		281	
234 AUSTRALIA		189		189	
306 BELGIUM				163	
317 CZECHOS				612	
318 DENMARK		2001		18226	
327 FRANCE				1738	
335 GERMANY W		1254		14853	
344 ITALY		127		641	
347 JAPAN				325	
352 MEXICO		200		919	
354 NETHRLNDS		155		230	
359 NORWAY		147		552	
371 THAILAND				160	
375 SWEDEN		408		4733	
376 SWITZRLND				309	
400 U STATES		14793		125509	
TIN BLOCKS PIGS OR BARS	CWT	53248		399732	6101
100 U KINGDOM	1120	99799	6090	566120	
218 MALAYA	4144	373570	22060	2056736	
306 BELGIUM	2464	225370	15680	1458000	
335 GERMANY W			458	40699	
354 NETHRLNDS	2238	205512	9742	905392	
400 U STATES			7020	682832	
TINFOIL	LB	9966	61050	5709779	6102
400 U STATES	1278	1726	11096	11088	
COLLAPSIBLE TUBES OF METAL		1278	11096	11088	6103
100 U KINGDOM				426	
400 U STATES		2821		23696	
ZINC BLOCKS PIGS BARS PLATES	CWT	2821		24122	6112
400 U STATES	100	2124	702	15167	
ZINC STRIP AND SHEETS	CWT	100	702	15167	6113
100 U KINGDOM			331	5876	
306 BELGIUM	27	465	1812	35364	
335 GERMANY W	1920	33643	6133	107036	
400 U STATES	1456	35207	13920	379112	
ZINC DUST	CWT	3403	22196	527388	6115
100 U KINGDOM			5184	78651	
354 NETHRLNDS			43	1505	
400 U STATES	77	1191	2804	48099	
ZINC MANUFACTURES N O P		77	8031	128255	6116
100 U KINGDOM		2955		13113	
231 HONG KONG				5108	
306 BELGIUM				2286	
318 DENMARK				206	
327 FRANCE				729	
335 GERMANY W		2135		13495	
344 ITALY				689	
347 JAPAN		1082		6350	
354 NETHRLNDS				578	
400 U STATES		173959		1486930	
ZINC SLUGS FOR DRY BATTERIES		180131		1529484	6117
400 U STATES		18426		134761	
ALLOYS OF COPPER		18426		134761	6119
100 U KINGDOM		9751		26835	
400 U STATES		26606		218198	
ALLOYS OF MAGNESIUM		36357		245033	6120
100 U KINGDOM				1124	
400 U STATES		14193		182606	
BABBITT METAL IN BLOCKS BARS	CWT	14193		183730	6121
100 U KINGDOM			43	2638	

IMPORTS INTO CANADA FOR CONSUMPTION

Articles and Countries from which Imported	MONTH OF AUGUST 1957		EIGHT MONTHS ENDED AUGUST 1957		Class Number
	Quantities	Values (\$)	Quantities	Values (\$)	
400 U STATES	48	3348	206	17722	
BRITANNIA METAL AND MFRS	48	3348	249	20360	6123
100 U KINGDOM		76		3052	
318 DENMARK		241		464	
400 U STATES		683		11337	
CHROMIUM TUNGSTEN FOR ALLOYS		1000		14853	
100 U KINGDOM	LB 4138	32691	52044	83013	6124
305 AUSTRIA			35	552	
354 NETHRLNDS			59	1992	
400 U STATES	8051	39226	44188	237859	
ALLOY SLUGS CAST WITH DIAMONOS	12189	71917	96326	323416	
400 U STATES		640		14208	6125
PHOSPHOR TIN PHOSPHOR BRONZE		640		14208	
100 U KINGDOM	LB 30013	17002	529304	322065	6126
335 GERMANY W			157443	115616	
400 U STATES	82630	67973	221979	190625	
WATCHES OVER ONE JEWEL	112643	84975	908726	628306	
100 U KINGDOM		1351		2585	6127
231 HONG KONG		100		467	
305 AUSTRIA				50	
327 FRANCE		8488		34943	
335 GERMANY W		12888		64012	
354 NETHRLNDS				337	
376 SWITZRLND		91860		600846	
383 HAWAII				200	
400 U STATES		1780		24728	
WATCHES ONE OR NO JEWEL		116467		728168	
100 U KINGDOM		1069		1069	6128
305 AUSTRIA				1918	
335 GERMANY W		174		5467	
375 SWEDEN				650	
376 SWITZRLND		19034		333027	
400 U STATES		319		3299	
WATCH ACTIONS OVER ONE JEWEL		20596		345430	
100 U KINGDOM				7136	6129
231 HONG KONG				2032	
327 FRANCE		14025		61790	
335 GERMANY W		61433		286109	
376 SWITZRLND		336737		2859927	
400 U STATES		7989		103781	
WATCH ACTIONS ONE OR NO JEWEL		420184		3320775	
100 U KINGDOM		28441		172336	6130
327 FRANCE				2077	
335 GERMANY W				108	
376 SWITZRLND		15043		86883	
400 U STATES		328		2451	
CLOCKS N O P		43812		263855	
100 U KINGDOM	NO 170	1562	4518	24347	6131
231 HONG KONG			15	59	
306 BELGIUM	5	205	5	205	
318 DENMARK	1	219	4	679	
327 FRANCE	12	64	48	850	
335 GERMANY W	11892	58567	51724	269400	
344 ITALY	250	923	500	2073	
347 JAPAN	500	532	1363	2475	
354 NETHRLNDS			401	2391	
375 SWEDEN	4	116	24	528	
376 SWITZRLND	57	1604	956	19639	
400 U STATES	13912	67958	88624	440595	
CLOCK MOVEMENTS AND CASES	26803	131750	148182	763241	
100 U KINGDOM		12032		40455	6132
335 GERMANY W		1977		19229	
344 ITALY				55	
359 NORWAY				1277	
376 SWITZRLND				8046	
400 U STATES		11380		86217	
PARTS OF CLOCK MOVEMENTS		25389		155279	
100 U KINGDOM		12844		74542	6133
306 BELGIUM		1180		1180	
335 GERMANY W		587		7488	
354 NETHRLNDS				7779	
359 NORWAY				14432	
376 SWITZRLND				603	
400 U STATES		27426		299737	
TIME RECORDERS		42037		405761	
100 U KINGDOM				9299	6134
225 TRINIDAD				6980	
335 GERMANY W				9038	
376 SWITZRLND		1177		4427	
381 ALASKA				119	
400 U STATES		26501		142650	
ALARM CLOCKS		27678		172513	
100 U KINGDOM	NO 446	557	12301	15653	6135

IMPORTS INTO CANADA FOR CONSUMPTION

Articles and Countries from which Imported	MONTH OF AUGUST 1957		EIGHT MONTHS ENDED AUGUST 1957		Class Number
	Quantities	Values (\$)	Quantities	Values (\$)	
327 FRANCE	7000	8750	14000	17551	
335 GERMANY W	58100	107761	291002	510585	
340 HUNGARY			1550	949	
344 ITALY	1450	2304	1482	2361	
347 JAPAN			840	2042	
376 SWITZRLND	842	4128	5638	22751	
400 U STATES	240	716	5508	16530	
WATCH CASES AND PARTS	68078	124216	332321	588422	6136
100 U KINGDOM		1311		22692	
231 HONG KONG		2233		18712	
327 FRANCE		7438		91805	
335 GERMANY W		8261		79884	
347 JAPAN				926	
354 NETHRLNDS				135	
376 SWITZRLNO		31963		243888	
400 U STATES		62960		626340	
PARTS OF WATCH MOVEMENTS		114166		1084382	6138
100 U KINGDOM		3021		18733	
327 FRANCE		2390		10402	
335 GERMANY W		1429		16850	
347 JAPAN				519	
376 SWITZRLND		16494		222957	
400 U STATES		9133		120296	
BATTERIES FLASHLIGHT AND PARTS		32467		389757	6139
231 HONG KONG		6277		32233	
335 GERMANY W				170	
347 JAPAN		1277		1687	
400 U STATES		7474		83419	
BATTERIES HEARING AID AND PTS		15028		117509	6140
400 U STATES		35591		237865	
BATTERIES ELECTRIC PRIMARY NOP		35591		237865	6141
100 U KINGDOM		3177		25903	
231 HONG KONG		2196		6133	
318 DENMARK				118	
327 FRANCE				2720	
335 GERMANY W		1118		6527	
347 JAPAN		3275		18332	
400 U STATES		51854		372287	
BATTERIES STORAGE N O P PARTS		61620		432020	6142
100 U KINGDOM		28028		306312	
327 FRANCE				39047	
335 GERMANY W		2286		9966	
375 SWEODEN		1341		1341	
400 U STATES		141796		1174293	
APPARATUS ELECTRIC HEATING NOP		173451		1530959	6143
100 U KINGDOM		3759		35093	
306 BELGIUM		185		185	
318 DENMARK				780	
327 FRANCE				196	
335 GERMANY W		379		20043	
354 NETHRLNDS		6827		6938	
375 SWEODEN		515		974	
376 SWITZRLND				212	
384 P RICO				3627	
400 U STATES		179231		1122807	
DYNAMOS GENERATORS AND PTS NOP		190896		1190855	6144
100 U KINGDOM		191353		1706073	
317 CZECHO S				324	
318 DENMARK				67	
327 FRANCE		73		73	
335 GERMANY W		116503		242039	
347 JAPAN		1350		2848	
354 NETHRLNOS				1197	
359 NORWAY				1822	
375 SWEDEN		1758		14894	
376 SWITZRLNO		1091		365096	
381 ALASKA				2085	
400 U STATES		1232584		9618968	
FUSES FUSE PLUGS CUTOUTS PARTS		1544712		11955486	6145
100 U KINGDOM		8391		85619	
318 DENMARK				118	
327 FRANCE				5105	
335 GERMANY W				301	
354 NETHRLNDS		125		125	
376 SWITZRLNO				390	
400 U STATES		143391		980137	
FLUORESCENT TUBES ARC LAMPS		151907		1071795	6146
NO					
100 U KINGDOM			2239	1791	
347 JAPAN			500	323	
354 NETHRLNOS	1672	527	6232	1864	
400 U STATES	39178	46314	334062	352114	
LAMPS ELECTRIC CARBON FILAMENT	40850	46841	343033	356092	6147
NO					
400 U STATES	300	54	1735	406	
	300	54	1735	406	

IMPORTS INTO CANADA FOR CONSUMPTION

Articles and Countries from which Imported	MONTH OF AUGUST 1957		EIGHT MONTHS ENDED AUGUST 1957		Class Number
	Quantities	Values (\$)	Quantities	Values (\$)	
LAMPS ELECTRIC METAL FILAMENT					
100 U KINGDOM	NO				6148
231 HONG KONG	1451	731	95033	8081	
305 AUSTRIA	50000	441	66704	1847	
306 BELGIUM			790	871	
335 GERMANY W	10207	1296	28716	3662	
347 JAPAN	15100	1105	36539	3612	
354 NETHRLNDS	1017940	21342	7981590	168683	
375 SWEDEN	118263	9775	598241	49180	
400 U STATES	40	110	240	666	
	574620	173885	10086853	2593291	
	1787621	208685	18894706	2829893	
LIGHTS HEAD SIDE TAIL TORCHES					
100 U KINGDOM		2949		50037	6149
231 HONG KONG		40615		252138	
317 CZECHO S				242	
327 FRANCE				467	
335 GERMANY W		2205		34039	
344 ITALY		274		274	
347 JAPAN		6951		32835	
354 NETHRLNDS				1068	
400 U STATES		116434		985458	
		169428		1356558	
ELECTRIC LIGHT FIXTURES N O P					
100 U KINGDOM		6250		57269	6150
215 INDIA				252	
231 HONG KONG				3607	
234 AUSTRALIA				52	
305 AUSTRIA		2362		9002	
306 BELGIUM		364		364	
313 CHINA				203	
317 CZECHO S		2707		23757	
318 DENMARK		716		9600	
327 FRANCE		4017		18433	
335 GERMANY W		24740		104606	
344 ITALY		9505		42377	
347 JAPAN		2610		28637	
354 NETHRLNDS		2151		20228	
359 NORWAY		226		8141	
372 SPAIN		2363		7622	
375 SWEDEN		684		5715	
376 SWITZRLND				2072	
383 HAWAII				84	
389 IRELAND				340	
390 GERMANY E		317		496	
400 U STATES		544439		3868885	
		603451		4211742	
LIGHTNING ARRESTERS REACTORS					
100 U KINGDOM		28119		69289	6151
327 FRANCE		655		8378	
375 SWEDEN				6867	
376 SWITZRLND		5909		31223	
400 U STATES		23042		368720	
		57725		484477	
MAGNETOS FOR GAS ENGINES					
400 U STATES		279		74136	6152
		279		74136	
METERS ELECTRIC AND PARTS NOP					
100 U KINGDOM		13420		215368	6153
305 AUSTRIA				257	
318 DENMARK		506		1755	
327 FRANCE				350	
335 GERMANY W		584		3777	
347 JAPAN		1606		11737	
354 NETHRLNDS				473	
375 SWEDEN				68	
376 SWITZRLND		822		25096	
400 U STATES		162735		1616991	
		179673		1875872	
MOTORS ELECTRIC UNDER 10 DOL					
100 U KINGDOM	NO				6154
335 GERMANY W	1200	9886	5227	29700	
354 NETHRLNDS			175	274	
376 SWITZRLND	3024	7942	5363	13834	
400 U STATES			11	98	
	6752	25117	63252	199071	
	10976	42945	74028	242977	
MOTORS ELECTRIC NOP AND PARTS					
100 U KINGDOM		250060		2300864	6155
306 BELGIUM		3128		36817	
317 CZECHO S				72	
318 DENMARK		829		7257	
327 FRANCE		108		2521	
335 GERMANY W		9068		36236	
344 ITALY				6355	
347 JAPAN				528	
354 NETHRLNDS		647		18122	
359 NORWAY				139	
361 PANAMA				181	
366 PORTUGAL				69	
375 SWEDEN		561		13589	
376 SWITZRLND		6139		10691	
381 ALASKA		100		314	
400 U STATES		1256759		12047276	
		1527399		14481031	
RHEOSTATS CONTROLLERS STARTERS					
100 U KINGDOM		17711		230289	6156
231 HONG KONG		1162		5084	

IMPORTS INTO CANADA FOR CONSUMPTION

Articles and Countries from which Imported	MONTH OF AUGUST 1957		EIGHT MONTHS ENDED AUGUST 1957		Class Number
	Quantities	Values (\$)	Quantities	Values (\$)	
318 DENMARK		520		7 617	
327 FRANCE		27 060		27 060	
335 GERMANY W		6 822		29 493	
359 NORWAY				71	
375 SWEDEN		9 816		10 531	
376 SWITZRLND		9 038		72 290	
384 P RICO		181		181	
400 U STATES		8 788 97		7 092 149	
		9 512 07		74 747 65	
SAD IRONS ELECTRIC AND PARTS					6157
100 U KINGDOM		7 521		46 355	
335 GERMANY W		745		980	
400 U STATES		25 525		291 330	
		33 791		338 665	
SELFCONTAINED LIGHTING OUTFITS					6158
100 U KINGDOM				810	
400 U STATES		7 685		2 610 3	
		7 685		2 691 3	
SOCKETS OUTLETS RECEPTACLES					6159
100 U KINGDOM		76		3 498	
318 DENMARK				512	
335 GERMANY W				2 660	
400 U STATES		14 521 7		14 051 00	
		14 529 3		14 117 70	
SPARK PLUGS MAGNETOS IGNITION					6160
100 U KINGDOM		825		3 472 4	
335 GERMANY W		2 400		4 375	
400 U STATES		5 870 6		6 395 24	
		6 193 1		6 786 23	
SWITCHES SWITCHBOARDS AND PTS					6161
100 U KINGDOM		17 550 3		11 999 13	
305 AUSTRIA		1 274		479 4	
318 DENMARK				89	
327 FRANCE		1 851		10 496 9	
335 GERMANY W		1 719		2 420 0	
347 JAPAN		510		821 7	
354 NETHRLNDS		60		2 325	
375 SWEDEN				10 828 4	
376 SWITZRLND		22 426 4		11 233 25	
400 U STATES		7 293 87		7 571 111	
		11 345 68		10 147 227	
SWITCHGEAR FOR MINES					6162
100 U KINGDOM		2 641		20 764	
400 U STATES		1 711		24 772	
		4 352		4 553 6	
TELEGRAPH APPARATUS AND PARTS					6163
100 U KINGDOM		6 381 3		72 675 4	
234 AUSTRALIA				1 102	
335 GERMANY W		1 248		40 148 1	
375 SWEDEN				126	
376 SWITZRLND				20 768	
400 U STATES		4 124 71		4 453 062	
		4 775 32		5 603 293	
TELEPHONE APPARATUS AND PARTS					6164
100 U KINGDOM		19 396 4		15 476 03	
234 AUSTRALIA		2 441		2 962	
305 AUSTRIA		1 389		3 174	
306 BELGIUM		2 841		15 123	
318 DENMARK		5 507		9 816	
335 GERMANY W		1 517		15 902	
347 JAPAN		71		130	
354 NETHRLNDS				257	
375 SWEDEN		6 919		32 459	
376 SWITZRLND				5 174	
400 U STATES		9 929 40		10 963 026	
		12 075 89		12 595 626	
TRANSFORMERS AND PARTS N O P					6165
100 U KINGDOM		25 195 5		19 791 05	
318 DENMARK		191		635	
327 FRANCE				37 575	
335 GERMANY W		9 627		54 768	
344 ITALY				1 215	
347 JAPAN		320		2 258	
354 NETHRLNDS		1 323		10 111	
359 NORWAY		113		113	
375 SWEDEN		3 955		5 518 1	
376 SWITZRLND		12 520		18 153 4	
384 P RICO		185		185	
400 U STATES		50 686 0		45 327 16	
		78 704 9		68 553 96	
RADIO TUBES					6166
100 U KINGDOM	NO	2 150	8 872	25 280	65 705
327 FRANCE		400	174	400	174
335 GERMANY W		500	200	3 250	1 256
347 JAPAN		50	570	210	639
354 NETHRLNDS		5 210 5	29 871	37 655 4	16 644 8
375 SWEDEN		96	483	1 346	6 380
400 U STATES		40 239 6	39 311 7	33 876 69	36 992 92
		45 769 7	43 328 7	37 947 09	39 398 94
RADIO APPARATUS N O P					6167
100 U KINGDOM			29 569 6	28 591 83	
234 AUSTRALIA				591	
305 AUSTRIA				2 118	
306 BELGIUM				160	
318 DENMARK				3 897	
327 FRANCE				10 003	

IMPORTS INTO CANADA FOR CONSUMPTION

Articles and Countries from which Imported	MONTH OF AUGUST 1957		EIGHT MONTHS ENDED AUGUST 1957		Class Number
	Quantities	Values (\$)	Quantities	Values (\$)	
335 GERMANY W		14243		99725	
344 ITALY		2418		16032	
347 JAPAN		9857		67157	
354 NETHRLNDS		86650		294352	
375 SWEDEN				9645	
376 SWITZRLND				7615	
381 ALASKA				1062	
400 U STATES		2728574		18177541	
ELECTRIC DRY SHAVING MACHINES		3137438		21549081	
100 U KINGDOM		280		984	6168
305 AUSTRIA				14617	
306 BELGIUM				1680	
327 FRANCE				101	
335 GERMANY W		2930		60053	
347 JAPAN		1722		8546	
354 NETHRLNDS		28709		357593	
376 SWITZRLND				8186	
384 P RICO				121618	
400 U STATES		356329		2101230	
ELECT STEAM GENERATORS AND PTS	NO	389970		2674608	
100 U KINGDOM		6235	1	2427368	6169
376 SWITZRLND		130		79386	
400 U STATES		56777	7	632187	
ELECTRIC APPARATUS N O P		63142	8	3138941	
100 U KINGDOM		84216		1632150	6170
225 TRINIOAD				3581	
231 HONG KONG				2244	
234 AUSTRALIA				2978	
305 AUSTRIA		243		2854	
306 BELGIUM				3910	
317 CZECHO S				297	
318 DENMARK		449		5311	
327 FRANCE		1759		30016	
335 GERMANY W		10112		62033	
344 ITALY				4578	
347 JAPAN		2010		29417	
352 MEXICO				161	
354 NETHRLNDS		9550		60393	
359 NORWAY				356	
361 PANAMA		428		428	
375 SWEDEN		1154		50030	
376 SWITZRLND		20697		155807	
381 ALASKA				63	
384 P RICO				460	
390 GERMANY E				244	
400 U STATES		2217315		20110343	
ELECTRIC PRECISION INSTRUMENTS		2347933		22157654	
100 U KINGDOM		37141		429867	6171
207 UN SO AFR		10172		65695	
225 TRINIOAO		3655		14974	
305 AUSTRIA				184	
318 DENMARK		376		14630	
327 FRANCE		441		1255	
335 GERMANY W		7766		90675	
347 JAPAN				6672	
354 NETHRLNDS		2519		55344	
375 SWEDEN				112	
376 SWITZRLND		2209		18255	
400 U STATES		871030		8056513	
ELECTRIC OR GAS WELDING APP		935309		8754176	
100 U KINGDOM		6362		78270	6172
305 AUSTRIA				555	
318 DENMARK				1150	
327 FRANCE				10266	
335 GERMANY W		267		6919	
375 SWEDEN		87		1321	
376 SWITZRLND		663		23758	
381 ALASKA		250		826	
383 HAWAII				168	
400 U STATES		642633		5224507	
RADIO RECEIVING SETS		650262		5347740	
100 U KINGDOM	NO	346	8544	2959	109638
231 HONG KONG				1	75
305 AUSTRIA				49	2508
306 BELGIUM		4	321	4	321
335 GERMANY W		353	26770	4166	230188
347 JAPAN		5299	34529	41048	323408
354 NETHRLNDS		502	18547	2858	77304
359 NORWAY		1	102	2	267
375 SWEEN				1	125
400 U STATES		3925	108273	32287	869966
TELEVISION RECEIVING SETS		10430	197086	83375	1613800
354 NETHRLNDS	NO	2	333	2	333
400 U STATES		381	37098	2538	250245
RADIO SET PARTS TARIFF 4450		383	37431	2540	250578
100 U KINGDOM			102486		1097002
318 DENMARK			410		1543
327 FRANCE					2762

IMPORTS INTO CANADA FOR CONSUMPTION

Articles and Countries from which Imported	MONTH OF AUGUST 1957		EIGHT MONTHS ENDED AUGUST 1957		Class Number
	Quantities	Values (\$)	Quantities	Values (\$)	
335 GERMANY W		4 672		4 7852	
344 ITALY				319	
347 JAPAN		67		371	
354 NETHRLNDS		4 6711		32 9044	
376 SWITZRLND				4 605	
400 U STATES		4 09340		241 9888	
RADIO TUBE PARTS TARIFF 445P		5 63686		390 3386	6176
100 U KINGDOM		962		1 9842	
305 AUSTRIA				1 030	
344 ITALY		1 024		2 334	
354 NETHRLNDS		2 811		14 413	
400 U STATES		6 00996		351 2255	
SOUND EQUIPMENT N O P		6 05793		354 9874	6177
100 U KINGDOM		8 563		9 8953	
234 AUSTRALIA		491		1 565	
306 BELGIUM				2 602	
318 DENMARK				536	
335 GERMANY W		834		6 339	
344 ITALY		64		133	
347 JAPAN		1 750		15 671	
354 NETHRLNDS		3 713		13 503	
375 SWEDEN				855	
376 SWITZRLND				4 087	
400 U STATES		1 87873		171 2145	
TAPE RECORDERS AND PARTS		2 03288		185 6389	6178
100 U KINGDOM	NO				
335 GERMANY W	31	4 315	124	1 8052	
344 ITALY	9	488	244	1 8024	
347 JAPAN			6	210	
354 NETHRLNDS	1	230	5	946	
375 SWEDEN	2	119	262	16 364	
376 SWITZRLND			2	222	
400 U STATES			9	3151	
LIGHTING FIXTURES GAS COAL OIL	755	82 681	8213	105 0939	
100 U KINGDOM	798	87 833	8865	110 7908	6181
231 HONG KONG					
305 AUSTRIA					
318 DENMARK					
327 FRANCE					
335 GERMANY W					
344 ITALY					
347 JAPAN					
354 NETHRLNDS					
372 SPAIN					
400 U STATES					
GAS MANTLES GAS BURNERS					6182
100 U KINGDOM		2 388		4 137	
400 U STATES		4 845		49 576	
GAS METERS AND PARTS		7 233		53 713	6183
100 U KINGDOM		25 133		182 059	
400 U STATES		67 874		160 5062	
PLATES CYLINDERS ENGRAVERS		93 007		178 7121	6191
100 U KINGDOM		324		14 315	
207 UN SO AFR				160	
327 FRANCE		242		242	
335 GERMANY W				223	
354 NETHRLNDS				12 931	
376 SWITZRLND				113	
400 U STATES		65 057		600 264	
PLATES PRINTING 2 COLOURS		65 623		628 248	6192
100 U KINGDOM		4987		16 033	
318 DENMARK		109		109	
347 JAPAN		420		420	
376 SWITZRLND				150	
400 U STATES		17 843		131 912	
PLATES FOR PRINTING MUSIC		23 359		148 624	6193
354 NETHRLNDS		997		1 097	
400 U STATES		3 725		16 3273	
STEREOTYPES ELECTROTYPES NOP		4 722		16 4370	6194
400 U STATES	SQ IN				
	35 088	2 245	12 7145	19 663	
MATRICES FOR STEREOTYPES 475A		35 088	12 7145	19 663	6195
400 U STATES	SQ IN				
	4 0911	637	8 66314	6 067	
STEREOTYPES FOR BOOKS		4 0911	8 66314	6 067	6196
100 U KINGDOM	SQ IN				
327 FRANCE	14 615	273	84 460	11 773	
400 U STATES			4 224	400	
STEREOTYPES FOR ADVERTISEMENTS		488 681	30 42361	20 7780	6197
100 U KINGDOM		503 296	31 31045	21 9953	
335 GERMANY W	2 393	383	1 3085	2 755	
354 NETHRLNDS			1 940	133	
376 SWITZRLND	544	161	1 828	348	
400 U STATES	19 4805	8572	188 6079	88 345	
	19 7742	9 116	190 5548	92 230	

IMPORTS INTO CANADA FOR CONSUMPTION

131

Articles and Countries from which Imported	MONTH OF AUGUST 1957		EIGHT MONTHS ENDED AUGUST 1957		Class Number	
	Quantities	Values (\$)	Quantities	Values (\$)		
TYPE METAL IN BLOCKS PLATES 400 U STATES	LB		200	63	6198	
			200	63		
TYPE PRINTING CHASES QUOINS 100 U KINGDOM 231 HONG KONG 318 DENMARK 335 GERMANY W 336 GREECE 354 NETHRLNDS 359 NORWAY 400 U STATES		1429 205 369 805 201 9523 12327		15211 205 604 8015 337 636 201 124905 150114	6199	
PRINTG PLATES FOR PUBLICATIONS 100 U KINGDOM 354 NETHRLNDS 400 U STATES		681 54068 54749		1768 463 321026 323257	6200	
MOULDING MATERIAL ELECTROTYPE 100 U KINGDOM 400 U STATES		3406 3406		1573 23503 25076	6201	
TUNGSTEN BEARING ORES 308 BOLIVIA 348 KOREA 400 U STATES	CWT		661 448 228 1337	46619 29642 19334 95595	6208	
CHROME ORE 205 RHOD NYAS 207 UN SO AFR 316 CUBA 364 PHIL 379 TURKEY 380 USSR 400 U STATES	CWT	43461 53852	170646 369119 20000 392000 67200 534092 69790 1622847	229286 239317 27750 335250 128925 890813 136820 1988161	6210	
ANTIMONY OR REGULUS OF 100 U KINGDOM 231 HONG KONG 306 BELGIUM 313 CHINA 354 NETHRLNDS	LB	140000 105334 245334	36047 17649 53696	355115 132476 92303 417023 107573 1104490	88009 23556 20877 77622 20270 230334	6211
BISMUTH METALLIC NATURAL 400 U STATES	LB		6334 6334	13569 13569	6212	
COBALT ORE 400 U STATES	CWT		8 8	563 563	6215	
MANGANESE ORE 100 U KINGDOM 307 BEL CONGO 309 BRAZIL 327 FRANCE 400 U STATES	CWT	232 1796	960 42940 195960 22 1724515 1964397	14244 140967 673282 115 5104247 5932855	6216	
ORES OF METALS N O P 100 U KINGDOM 234 AUSTRALIA 352 MEXICO 363 PERU 400 U STATES	CWT	80835 8205 163213	558037 25321 590654	520 90 5445 243230 43861 293146	5880 1043 136113 1804988 224699 2172723	6217
MERCURY OR QUICKSILVER 100 U KINGDOM 344 ITALY 352 MEXICO 363 PERU 372 SPAIN 400 U STATES	LB	79000 8056 12468 99524	204716 22657 39606 266979	88224 15196 112893 7400 34200 86148 344061	229781 44352 328464 24264 101016 277116 1004993	6218
ANODES NICKEL ZINC COPPER ETC 400 U STATES			5299 5299	22641 22641	6219	
ARTICLES FOR AGRIC IMPLEMENTS 100 U KINGDOM 400 U STATES			181 12057 12238	2649 273093 275742	6220	
ARTICLES FOR STORAGE BATTERIES 400 U STATES			6332 6332	178045 178045	6221	
BELLS FOR CHURCHES 100 U KINGDOM 306 BELGIUM 327 FRANCE 347 JAPAN 354 NETHRLNDS 376 SWITZRLND 400 U STATES			8601 18914 7457 34972	13126 228 72333 127 11455 2215 81074 180558	6222	
BELLS AND GONGS N O P 100 U KINGDOM 215 INDIA 306 BELGIUM 327 FRANCE 335 GERMANY W			183 68 1226	3507 478 1875 58 9304	6223	

Articles and Countries from which Imported	MONTH OF AUGUST 1957		EIGHT MONTHS ENDED AUGUST 1957		Class Number
	Quantities	Values (\$)	Quantities	Values (\$)	
347 JAPAN				843	
354 NETHRLNDS				384	
375 SWEDEN		252		252	
376 SWITZRLND		50		299	
400 U STATES		17339		130825	
		19118		147825	
SLIDE OR ZIPPER FASTENERS					6225
100 U KINGDOM		75		1906	
335 GERMANY W				457	
347 JAPAN				1461	
400 U STATES		6030		71644	
		6105		75468	
BUCKLES CLASPS EYELETS HOOKS					6226
100 U KINGDOM		11051		77715	
231 HONG KONG				400	
305 AUSTRIA		978		1038	
317 CZECHO S		251		1910	
327 FRANCE				648	
335 GERMANY W		4599		34366	
344 ITALY		559		1227	
347 JAPAN		312		631	
354 NETHRLNDS				931	
376 SWITZRLND				1155	
400 U STATES		109470		1060310	
		127220		1180331	
CAGES ANIMAL OF WIRE AND PARTS					6227
100 U KINGDOM		2824		12820	
306 BELGIUM		1467		4580	
327 FRANCE				198	
335 GERMANY W		149		3516	
400 U STATES		6784		65432	
		11224		86546	
CHRONOMETERS COMPASSES SHIPS					6228
100 U KINGDOM		3440		75655	
234 AUSTRALIA		469		469	
335 GERMANY W				2342	
375 SWEDEN				209	
400 U STATES		6869		119213	
		10778		197888	
METAL ARTICLES FOR JEWELLERY					6229
100 U KINGDOM		1069		2504	
231 HONG KONG		81		81	
335 GERMANY W		1315		7989	
347 JAPAN				299	
400 U STATES		47348		252407	
		49813		263280	
ARTICLES FOR USE IN FISHERIES					6230
100 U KINGDOM		2337		26364	
318 DENMARK		197		681	
327 FRANCE				665	
334 ST PIERRE		136		136	
335 GERMANY W				75	
347 JAPAN		356		39968	
354 NETHRLNDS		168		3272	
359 NORWAY				852	
366 PORTUGAL		2559		6029	
400 U STATES		23765		117719	
		29518		195761	
ARTICLES M O P FOR MFR SHIPS					6232
100 U KINGDOM		577441		1386893	
318 DENMARK				491	
335 GERMANY W		5241		36574	
347 JAPAN		1744		1744	
354 NETHRLNDS				6563	
359 NORWAY		132		4440	
366 PORTUGAL				66	
375 SWEDEN		76479		100837	
400 U STATES		187178		2347652	
		848215		3085260	
ELEMENTS FOR LAMP FILAMENTS					6233
305 AUSTRIA		7357		43235	
354 NETHRLNDS		1194		21316	
400 U STATES		94259		930668	
		102810		995219	
METAL PTS FOR COVERED BUTTONS					6234
400 U STATES		6930		60334	
		6930		60334	
NAILS TACKS BRASS OR COPPER					6235
100 U KINGDOM		87		366	
335 GERMANY W				198	
400 U STATES		821		12007	
		908		12571	
PATTERNS OF METAL NOT MODELS					6236
400 U STATES		96233		1257717	
		96233		1257717	
UMBRELLA PARTS EXCEPT FABRIC					6237
100 U KINGDOM				757	
306 BELGIUM				374	
327 FRANCE				1677	
335 GERMANY W		4943		38694	
344 ITALY		1114		3227	
347 JAPAN		311		6159	
376 SWITZRLND				181	
400 U STATES		16601		185628	
		22969		236697	

IMPORTS INTO CANADA FOR CONSUMPTION

Articles and Countries from which Imported	MONTH OF AUGUST 1957		EIGHT MONTHS ENDED AUGUST 1957		Class Number
	Quantities	Values (\$)	Quantities	Values (\$)	
RIVETS BURRS BRASS OR COPPER 100 U KINGDOM 400 U STATES		6990		1189 96113	6238
SCREWS OF METAL N O P 100 U KINGDOM 231 HONG KONG 306 BELGIUM 335 GERMANY W 375 SWEDEN 400 U STATES		259 1172 6821		1301 1821 1016 8474 829 69784	6240
SHOE AND CORSET EYELETS HOOKS 100 U KINGDOM 327 FRANCE 335 GERMANY W 344 ITALY 400 U STATES		8252 13391 15416		83225 309 1263 4572 11572 148964	6241
TIPS STUDS FOR CORSET CLASPS 100 U KINGDOM 400 U STATES		194 627 821		1028 3213 4241	6242
TRACTION ENGINE MATERIALS					6243
WIRE FOR SHOE NAILING MACHINES 400 U STATES	LB 2600 2600	702 702	7200 7200	3015 3015	6245
WIRE NON FERROUS COVEREO 100 U KINGDOM 335 GERMANY W 344 ITALY 347 JAPAN 354 NETHRLNOS 376 SWITZRLND 381 ALASKA 400 U STATES		294772 899 1570 283 288 291076 588888		2265403 35867 1585 1855 527 2035 96 2691141 4998509	6247
WIRE TINSEL FOR BRAIDS CORDS 335 GERMANY W 400 U STATES		4168 2048 6216		23042 4019 27061	6248
WIRE STRANDED NON FERROUS 100 U KINGDOM 306 BELGIUM 335 GERMANY W 354 NETHRLNOS 400 U STATES		1185 645 37401 39231		45964 201 6714 2026 158061 212966	6249
WIRE NON FERROUS N O P 100 U KINGDOM 327 FRANCE 335 GERMANY W 354 NETHRLNDS 375 SWEDEN 400 U STATES		16250 450 128 3515 38510 58853		66675 390 1512 411 15828 264599 349415	6250
NON FERROUS METALS AND PRODUCT 100 U KINGDOM 306 BELGIUM 314 COLOMBIA 318 DENMARK 327 FRANCE 335 GERMANY W 347 JAPAN 352 MEXICO 354 NETHRLNOS 375 SWEDEN 376 SWITZRLND 400 U STATES		26939 373 78 51 1791 502596 531828		291180 1556 4997 373 1187 3734 4715 6440 5205 2673 104 9585785 9907949	6251
PARTS FOR MFR OF SHUTTLES 335 GERMANY W 400 U STATES		7249 7249		318 73191 73509	6252
HINGES FOR JEWELLERY BOXES 400 U STATES		6859 6859		33232 33232	6253
MATERIALS FOR MFR MINING MACH 335 GERMANY W 400 U STATES		2606 2606		607 20872 21479	6254
METAL POWDER FRICTION MATERIAL 100 U KINGDOM 400 U STATES		1460 1460		1920 10785 12705	6256
RESIOUES NON FERROUS 100 U KINGDOM 400 U STATES	CWT 2379 1290 3669	18712 21459 40171	14183 22948 37131	113444 390672 504116	6257
TUNGSTEN CARBIDE INSERTS 100 U KINGDOM 375 SWEDEN 400 U STATES		94 33329 45511 78934		94 381847 314444 696385	6258

IMPORTS INTO CANADA FOR CONSUMPTION

Articles and Countries from which Imported	MONTH OF AUGUST 1957		EIGHT MONTHS ENDED AUGUST 1957		Class Number
	Quantities	Values (\$)	Quantities	Values (\$)	
TUNGSTEN CARBIDE TIPS BLANKS					6259
100 U KINGDOM		434		1499	
305 AUSTRIA		458		458	
335 GERMANY W				553	
354 NETHRLNDS				169	
375 SWEDEN		2229		33976	
400 U STATES		4492		73915	
		7613		110570	
CIGARETTE LIGHTERS	DOZ				6260
100 U KINGDOM		145	80	1562	
305 AUSTRIA	2442	4325	11685	23080	
327 FRANCE			75	710	
335 GERMANY W	1868	18017	5148	42312	
347 JAPAN	23814	57389	158244	385706	
354 NETHRLNDS			173	978	
376 SWITZRLND			89	4794	
400 U STATES	409	4657	2821	17454	
	28533	84533	178315	476596	

IMPORTS INTO CANADA FOR CONSUMPTION

Articles and Countries from which Imported	MONTH OF AUGUST 1957		EIGHT MONTHS ENDED AUGUST 1957		Class Number
	Quantities	Values (\$)	Quantities	Values (\$)	
<u>GROUP 7</u>					
<u>NON METALLIC MINERALS</u>					
ASBESTOS PACKING	LB				7001
100 U KINGDOM	17873	8455	172810	92965	
335 GERMANY W			313	272	
400 U STATES	10971	12209	104333	119047	
	28844	20664	277456	212284	
ASBESTOS BRAKE LINING FOR AUTO					7002
100 U KINGDOM		1501		8113	
335 GERMANY W		143		2669	
400 U STATES		50624		268050	
		52268		278832	
ASBESTOS MANUFACTURES N O P					7003
100 U KINGDOM		71513		719961	
207 UN SD AFR		11880		66841	
306 BELGIUM		4157		10359	
327 FRANCE				4668	
335 GERMANY W				387	
344 ITALY				27440	
376 SWITZRLND		714		1347	
400 U STATES		193264		1562084	
		281528		2393087	
ASBESTOS CLUTCH FACINGS AUTO					7004
100 U KINGDOM				1097	
335 GERMANY W				531	
400 U STATES		27064		224512	
		27064		2261140	
BRAKE LININGS AND FACINGS NOP					7005
100 U KINGDOM				34938	
400 U STATES		17273		106294	
		17273		141232	
CHINA CLAY GROUND	CWT				7011
100 U KINGDOM	91819	60600	704972	463492	
400 U STATES	126520	106546	996031	884576	
	218339	167146	1701003	1348068	
FIRE CLAY GROUND	CWT				7012
100 U KINGDOM	1516	1231	12755	6594	
400 U STATES	141430	46297	1031238	317458	
	142946	47528	1043993	324052	
PIPE CLAY GROUND	CWT				7013
400 U STATES	102600	10064	215680	26549	
	102600	10064	215680	26549	
CLAYS N O P GROUND					7014
100 U KINGDOM		294		403	
400 U STATES		39310		357564	
		39604		357967	
ZIRCONIUM SILICATE					7015
234 AUSTRALIA				20137	
400 U STATES		15477		219088	
		15477		232225	
ZIRCONIUM OXIDE					7016
400 U STATES		392		15483	
		392		15483	
SAGGARS FOR CERAMIC PRODUCTS					7017
400 U STATES		1272		37822	
		1272		37822	
ACTIVATED CLAY TO REFINE OILS					7018
335 GERMANY W		1728		4241	
400 U STATES		213143		1092531	
		214871		1096772	
GROG FOR REFRACTORY MATERIALS	TON				7019
400 U STATES	1023	29614	7528	233240	
	1023	29614	7528	233240	
BRICK BUILDING	TON				7021
400 U STATES	10608	235080	54735	1242025	
	10608	235080	54735	1242025	
BRICK FIRE CHROME					7022
400 U STATES		83731		513904	
		83731		513904	
BRICK FIRE MAGNESITE					7023
100 U KINGDOM				5869	
335 GERMANY W				14813	
400 U STATES		28859		334314	
		28859		354996	
BRICK FIRE 90 PER CENT SILICA					7024
335 GERMANY W		6069		8931	
400 U STATES		449596		1950329	
		455665		1959260	
BRICK FIRE 100 DOL THOUSAND					7025
400 U STATES		134934		1081292	
		134934		1081292	
BRICK FIRE FURNACE OR KILN					7026
100 U KINGDOM		1124		28440	
335 GERMANY W				4097	
400 U STATES		335925		3263846	
		337049		3296383	
BRICK FIRE N O P					7027
100 U KINGDOM		36428		202852	
318 DENMARK				5872	
335 GERMANY W		4214		13651	
400 U STATES		316410		2461549	
		357052		2683924	

IMPORTS INTO CANADA FOR CONSUMPTION

Articles and Countries from which Imported	MONTH OF AUGUST 1957		EIGHT MONTHS ENDED AUGUST 1957		Class Number
	Quantities	Values (\$)	Quantities	Values (\$)	
BRICK PAVING	TON				
400 U STATES	591	9072	2316	35604	7028
	591	9072	2316	35604	
BUILDING BLOCKS BUILDING TILE					
100 U KINGDOM		17930		37278	7029
306 BELGIUM				16291	
344 ITALY				1605	
400 U STATES		73667		683109	
		91597		738283	
DRAIN PIPES SEWER PIPES N O P					
100 U KINGDOM		5787		18457	7030
400 U STATES		36273		105849	
		42060		124306	
DRAIN TILES NOT GLAZED					7031
TILES FOR MOSAIC FLOORING					
100 U KINGDOM		4263		38223	7032
224 JAMAICA				144	
327 FRANCE		228		1893	
335 GERMANY W				2595	
344 ITALY		5002		18304	
347 JAPAN		10273		86662	
372 SPAIN				1328	
400 U STATES		10938		30172	
		30704		179321	
EARTHENWARE TILES FOR ROOFING					
100 U KINGDOM				952	7033
306 BELGIUM		179		495	
400 U STATES				68	
		179		1515	
TILES EARTHENWARE N O P					
100 U KINGDOM		88770		495150	7034
306 BELGIUM		6819		27052	
317 CZECHO S		7428		23932	
327 FRANCE		325		4836	
335 GERMANY W		1857		35922	
344 ITALY		4088		19316	
347 JAPAN		6281		30928	
352 MEXICO		82		82	
354 NETHRLNDS		1111		5046	
372 SPAIN		12555		33268	
376 SWITZRLND				745	
400 U STATES		28401		148686	
		157717		824963	
CHINA AND PORCELAIN WARE N O P					
100 U KINGDOM		2857		20619	7043
231 HONG KONG				90	
327 FRANCE				1453	
335 GERMANY W		321		1780	
344 ITALY				570	
347 JAPAN		1830		6712	
354 NETHRLNDS				74	
360 ISRAEL		238		238	
390 GERMANY E		218		218	
400 U STATES		2622		16964	
		8086		48718	
DEMIJOHNS CHURNS CROCKS N O P					
100 U KINGDOM				314	7045
335 GERMANY W				67	
400 U STATES		5119		23632	
		5119		24013	
TABLEWARE OF CHINA PORCELAIN					
100 U KINGDOM		1029054		6935099	7046
231 HONG KONG		744		11412	
234 AUSTRALIA		257		819	
305 AUSTRIA		365		642	
306 BELGIUM		212		3610	
317 CZECHO S		300		2130	
318 DENMARK		4207		14949	
327 FRANCE		11910		158854	
335 GERMANY W		18285		168722	
336 GREECE				562	
340 HUNGARY		380		380	
344 ITALY		5774		38397	
347 JAPAN		120126		657834	
354 NETHRLNDS		673		5156	
357 NETH ANT				170	
359 NORWAY				765	
360 ISRAEL				307	
361 PANAMA				75	
366 PORTUGAL		177		934	
372 SPAIN		312		409	
375 SWEDEN		1338		2504	
376 SWITZRLND				1097	
384 P RICO				2058	
390 GERMANY E		183		1249	
400 U STATES		97216		821707	
		1291513		8829841	
STONEWARE EARTHENWARE N O P					
100 U KINGDOM		34195		194394	7047
207 UN SO AFR				727	
231 HONG KONG		559		6106	
234 AUSTRALIA		212		1289	
305 AUSTRIA		579		1259	
306 BELGIUM		838		2481	
317 CZECHO S		68		68	

IMPORTS INTO CANADA FOR CONSUMPTION

137

Articles and Countries from which Imported		MONTH OF AUGUST 1957		EIGHT MONTHS ENDED AUGUST 1957		Class Number
		Quantities	Values (\$)	Quantities	Values (\$)	
	318 DENMARK		3793		14628	
	327 FRANCE		3609		15883	
	335 GERMANY W		13914		83200	
	336 GREECE		184		5007	
	340 HUNGARY		372		372	
	344 ITALY		9315		42310	
	347 JAPAN		46867		311957	
	352 MEXICO		173		992	
	354 NETHRLNDS		2889		9730	
	359 NORWAY		1766		4890	
	360 ISRAEL				552	
	365 POLAND				270	
	366 PORTUGAL		69		1288	
	372 SPAIN		619		1113	
	375 SWEDEN		7648		14880	
	376 SWITZRLND		705		2240	
	390 GERMANY E		1084		1517	
	400 U STATES		78762		609924	
			208220		1327077	
CHEMICAL STONEWARE	ACID RESIST					7048
	100 U KINGDOM		10237		58017	
	354 NETHRLNDS				240	
	400 U STATES		27583		163332	
			37820		221589	
PORCELAIN RUBBER	GLOVE FORMS					7049
	400 U STATES		2453		11504	
			2453		11504	
ARTIFICIAL TEETH	NOT MOUNTED					7051
	100 U KINGDOM				3255	
	225 TRINIDAD		3008		43322	
	305 AUSTRIA		101		557	
	327 FRANCE				292	
	335 GERMANY W		5967		39786	
	344 ITALY				714	
	347 JAPAN				1908	
	354 NETHRLNDS				2381	
	360 ISRAEL				1137	
	376 SWITZRLND				5911	
	400 U STATES		78375		776873	
			87451		876136	
BATHS BATHTUBS	BASINS ETC NOP					7052
	100 U KINGDOM		131687		698516	
	317 CZECHO S		685		1006	
	335 GERMANY W		3176		15773	
	344 ITALY		2524		10765	
	347 JAPAN		6033		82417	
	352 MEXICO				5865	
	359 NORWAY				966	
	400 U STATES		313069		2010753	
			457174		2826061	
CRUCIBLES N O P	ANO COVERS					7053
	100 U KINGDOM		290		14477	
	327 FRANCE				83	
	400 U STATES		5527		64466	
			5817		79026	
INSULATORS ELECTRIC	PORCELAIN					7055
	100 U KINGDOM		8125		64808	
	317 CZECHO S		1057		5820	
	327 FRANCE				3914	
	335 GERMANY W		2300		2300	
	344 ITALY				439	
	347 JAPAN		3572		209552	
	376 SWITZRLND		682		3004	
	400 U STATES		55572		459903	
			71308		749740	
MANUFACTURES OF	CLAY N O P					7056
	100 U KINGDOM		83		5834	
	215 INDIA		858		16064	
	306 BELGIUM		72		72	
	335 GERMANY W				229	
	400 U STATES		88071		619054	
			89084		641253	
BRIQUETTES OF COAL OR COKE		TON				7060
	400 U STATES	3516	41895	46772	598685	
		3516	41895	46772	598685	
ANTHRACITE SCREENINGS		TON				7061
	400 U STATES			3894	19597	
				3894	19597	
ANTHRACITE DOMESTIC SIZES		TON				7062
	100 U KINGDOM	7972	145986	36120	688823	
	400 U STATES	137933	1781710	795051	10785814	
		145905	1927696	831171	11474637	
ANTHRACITE SMALLER SIZES N O P		TON				7063
	100 U KINGDOM	3177	53167	28978	488332	
	400 U STATES	65748	556125	294108	2528335	
		68925	609292	323086	3016667	
COAL BITUMINOUS	SUB BITUMINOUS	TON				7064
	400 U STATES	1632666	8559427	11553827	60561274	
		1632666	8559427	11553827	60561274	
COAL LIGNITE		TON				7065
	400 U STATES	35	178	1461	7482	
		35	178	1461	7482	
COAL EXWAREHOUSED	SHIPS STORES	TON				7066
	400 U STATES	59433	326105	245931	1335139	
		59433	326105	245931	1335139	

IMPORTS INTO CANADA FOR CONSUMPTION

Articles and Countries from which Imported	MONTH OF AUGUST 1957		EIGHT MONTHS ENDED AUGUST 1957		Class Number
	Quantities	Values (\$)	Quantities	Values (\$)	
COAL DUST AND COAL N O P 400 U STATES	TON 352	5991	2708	49119	7067
BENZOL	GAL 620862	224668	1378096	485829	7070
COAL TAR CRUDE IN BULK 100 U KINGDOM 400 U STATES	GAL 620862	224668	1379407	486402	7071
COAL PITCH	CWT 73440	120223	221399	396100	7072
CARBOLIC OR HEAVY OIL 100 U KINGDOM 234 AUSTRALIA 400 U STATES	GAL 698908	167191	1763399	393565	7073
COKE PETROLEUM 400 U STATES	TON 28144	480225	285660	4459788	7074
COKE GROUND FOR BATTERIES	TON 28144	480225	285660	4459788	7075
COKE N O P 100 U KINGDOM 400 U STATES	TON 45838	700534	431210	770	7077
DECANTERS AND TUMBLERS 100 U KINGDOM 306 BELGIUM 317 CZECHO S 327 FRANCE 335 GERMANY W 340 HUNGARY 344 ITALY 347 JAPAN 354 NETHRLNDS 375 SWEDEN 400 U STATES			21	6908039	7079
LAMP CHIMNEYS 335 GERMANY W 400 U STATES		715 631 460 152 219		398991	7080
GLASS PLATES FOR OPTICAL MFR 100 U KINGDOM 335 GERMANY W 400 U STATES		57 60 38368 40662		30411	7081
GLASS CARBOYS BOTTLES JARS 100 U KINGDOM 231 HONG KONG 305 AUSTRIA 306 BELGIUM 317 CZECHO S 318 DENMARK 327 FRANCE 335 GERMANY W 340 HUNGARY 344 ITALY 347 JAPAN 354 NETHRLNDS 372 SPAIN 375 SWEDEN 376 SWITZRLNO 400 U STATES		1067 4277 6044		411786	7082
GLASS TABLEWARE CUT GLASS WOP 100 U KINGDOM 231 HONG KONG 305 AUSTRIA 306 BELGIUM 317 CZECHO S 318 DENMARK 327 FRANCE 335 GERMANY W 340 HUNGARY 344 ITALY 347 JAPAN 352 MEXICO 354 NETHRLNDS 359 NORWAY 364 PHIL 365 POLAND 372 SPAIN 375 SWEDEN 388 YUGO SLAV 389 IRELAND 390 GERMANY E 400 U STATES		2027 15354 17381		434904	7083
		57269 85 1002 250 210 274 3234 1565 1053 1487 177 75 302		567328	
		560402 627385		3470685 4108985	
		28191 110 17532 57260 610 9257 58780 6715 6120 9984 4945 73 78 5208 18918 3539 1357 144071 372748		227281 266 1571 87604 232986 5033 56323 288824 18560 47195 45430 269 16264 73 78 15454 51 70183 78 13113 5226 1058306 2190168	

IMPORTS INTO CANADA FOR CONSUMPTION

139

Articles and Countries from which Imported	MONTH OF AUGUST 1957		EIGHT MONTHS ENDED AUGUST 1957		Class Number
	Quantities	Values (\$)	Quantities	Values (\$)	
LAMP BULBS AND TUBING FOR					
100 U KINGDOM				1490	7084
335 GERMANY W		187		318	
400 U STATES		212256		1724376	
		212443		1726184	
GLASS SHADES OR GLOBES					
100 U KINGDOM		345		1970	7085
306 BELGIUM				3202	
344 ITALY		480		480	
400 U STATES		8451		87190	
		9276		92842	
LENSES GLASS N O P					
100 U KINGDOM				2795	7086
305 AUSTRIA				15304	
306 BELGIUM				4222	
327 FRANCE		305		1151	
335 GERMANY W		1327		21392	
347 JAPAN		205		3152	
400 U STATES		23600		176770	
		25437		224786	
FRESNEL TYPE LENSES GLOBES					
100 U KINGDOM		428		1631	7087
335 GERMANY W				98	
375 SWEDEN		261		261	
400 U STATES		3229		63438	
		3918		65428	
MOULDED SHAPES FOR ELECT FIXT					
100 U KINGDOM		7957		11846	7088
305 AUSTRIA		2488		2488	
317 CZECHO S		5771		18340	
318 DENMARK				1114	
335 GERMANY W		4648		26196	
354 NETHRLNDS		2967		8257	
400 U STATES		139155		894031	
		162986		962272	
HEAT RESISTING GLASSWARE					
100 U KINGDOM		17479		107239	7089
305 AUSTRIA				103	
317 CZECHO S				600	
335 GERMANY W		284		9489	
400 U STATES		372565		2627060	
		390328		2740491	
SHEET GLASS OVER 34 OZ SQ FT	SQ FT				
100 U KINGDOM	28295	9526	284659	80587	7090
305 AUSTRIA	12279	2384	18260	3561	
306 BELGIUM	79814	22927	740967	200231	
317 CZECHO S	15874	2547	55005	10050	
327 FRANCE	34181	10112	157637	40877	
335 GERMANY W	143825	33339	609429	140076	
354 NETHRLNDS			4686	3101	
390 GERMANY E	3100	399	7900	1151	
400 U STATES	68341	24473	649711	206101	
	385709	105707	2528254	685735	
SHEET GLASS TRANSPRT TO 34 OZ	SQ FT				
100 U KINGDOM	1319115	110341	4405673	384079	7091
305 AUSTRIA			9732	962	
306 BELGIUM	1114104	102377	6201067	602071	
317 CZECHO S	855209	31478	7727120	320069	
327 FRANCE	233718	21530	1765279	148949	
335 GERMANY W	693487	74768	4149561	360333	
347 JAPAN	249000	11863	1284222	62305	
365 POLAND	394000	14638	543600	18550	
390 GERMANY E	275900	9742	1007300	41705	
400 U STATES			3920	231	
	5134533	376737	27097474	1939254	
PLATE GLASS NOT OVER 7 SQ FT	SQ FT				
100 U KINGDOM	24375	8298	513698	192003	7093
306 BELGIUM	10815	5117	52757	22406	
327 FRANCE	1200	601	9791	4894	
335 GERMANY W			4416	2329	
400 U STATES	27975	15870	196520	102945	
	64365	29886	777182	324577	
PLATE GLASS 7 TO 25 SQ FT	SQ FT				
100 U KINGDOM	324673	132691	2705368	1065167	7094
306 BELGIUM	44387	22282	286136	148366	
327 FRANCE	34777	22711	131672	77097	
335 GERMANY W	8842	4461	48562	24437	
347 JAPAN			484	100	
400 U STATES	63568	33709	673978	359044	
	476247	215854	3846200	1674211	
PLATE GLASS N O P	SQ FT				
100 U KINGDOM	160515	87084	1644553	838859	7095
306 BELGIUM	155134	87400	885425	488792	
317 CZECHO S			7931	2237	
318 DENMARK			3063	3335	
327 FRANCE	21130	14030	187117	110031	
335 GERMANY W	45578	28026	311897	162785	
354 NETHRLNDS	7971	4240	8032	4317	
400 U STATES	387284	180772	9766500	4288378	
	777612	401552	12814518	5898734	
LAMINATED GLASS SHEETS	SQ FT				
100 U KINGDOM	25343	11782	168654	84250	7097
306 BELGIUM	4024	2040	14103	7546	
317 CZECHO S	5166	2510	7166	3412	

IMPORTS INTO CANADA FOR CONSUMPTION

Articles and Countries from which Imported	MONTH OF AUGUST 1957		EIGHT MONTHS ENDED AUGUST 1957		Class Number
	Quantities	Values (\$)	Quantities	Values (\$)	
327 FRANCE	4600	2243	12604	6039	
335 GERMANY W	7147	3799	87583	46310	
400 U STATES	750	1900	9072	17691	
	47030	24274	299182	165248	
GLASS SHEETS WIRED	SQ FT				7099
100 U KINGDOM	113812	29725	454750	143083	
306 BELGIUM	12884	2515	178765	37556	
327 FRANCE	1020	122	4683	573	
335 GERMANY W	628	549	21407	7885	
354 NETHRLNDS	11608	7745	105143	66553	
400 U STATES	13214	6864	82186	46180	
	153166	47520	846934	301830	
GLASS CAST AND SHEET GLASS NOP	SQ FT				7100
100 U KINGDOM	12949	2627	62054	18529	
306 BELGIUM	1511	835	27208	8653	
327 FRANCE			1000	792	
335 GERMANY W			6780	1583	
400 U STATES	7038	1887	117482	37757	
	21498	5349	214524	67314	
ORNAMENTAL COLOURED GLASS	SQ FT				7111
100 U KINGDOM	8520	2412	55678	21858	
306 BELGIUM	2508	552	71896	13743	
327 FRANCE	4100	356	22704	7947	
335 GERMANY W	3235	2795	11504	5713	
354 NETHRLNDS			38	374	
400 U STATES	5554	4496	65375	47450	
	23917	10611	227195	97085	
PAINTED OBSCURED WHITE GLASS	SQ FT				7112
100 U KINGDOM	106762	18093	1107508	177328	
306 BELGIUM	164077	21711	888400	126128	
317 CZECHO S	22000	1093	38000	1871	
327 FRANCE	28228	2885	91498	10883	
335 GERMANY W	18223	5045	87212	22225	
354 NETHRLNDS			18144	1627	
400 U STATES	99264	35526	764918	243226	
	438554	84353	2995680	583288	
STAINED OR ORNAMENTAL WINDOWS					7113
100 U KINGDOM		3951		29604	
305 AUSTRIA				1839	
306 BELGIUM		1200		4577	
327 FRANCE		12465		40008	
335 GERMANY W				17961	
354 NETHRLNDS		1536		7024	
400 U STATES				1584	
		19152		102597	
MIRRORS OF GLASS FRAMED OR NOT					7114
100 U KINGDOM		6684		34943	
231 HONG KONG		202		1520	
305 AUSTRIA		151		376	
306 BELGIUM		16175		194734	
317 CZECHO S				1200	
318 DENMARK				62	
327 FRANCE		75		2409	
335 GERMANY W		4600		54887	
344 ITALY		52		2970	
347 JAPAN		5846		34706	
354 NETHRLNDS				156	
390 GERMANY E		162		162	
400 U STATES		75311		712877	
		109258		1041002	
GLASS BALLS FOR FIBRES OR YARN					7120
100 U KINGDOM		10551		49549	
335 GERMANY W				19409	
400 U STATES		14125		152246	
		24676		221204	
GLASS TO BE CUT OR MOUNTED					7121
100 U KINGDOM				2147	
306 BELGIUM		18633		70326	
317 CZECHO S		1070		2746	
335 GERMANY W		4701		41187	
340 HUNGARY		1257		2350	
400 U STATES		30071		174484	
		55732		293440	
GLASS BLANKS FOR REFLECTORS					7122
400 U STATES		19435		310309	
		19435		310309	
BEADS FOR MFR IMITATION PEARLS					7123
347 JAPAN				157	
400 U STATES		4582		19817	
		4582		19974	
ARTIFICIAL EYES CONTACT LENSES					7124
335 GERMANY W				538	
354 NETHRLNDS				137	
400 U STATES		252		4950	
		252		5625	
PHOTOGRAPHIC DRY PLATES					7125
100 U KINGDOM		2984		35933	
306 BELGIUM				1728	
400 U STATES		10059		85625	
		13043		123286	
SPECTACLES EYE GLASS LENSES					7126
100 U KINGDOM		127		2327	
305 AUSTRIA		676		27211	
327 FRANCE		2870		40288	
335 GERMANY W		2468		28823	
344 ITALY		1603		82714	

IMPORTS INTO CANADA FOR CONSUMPTION

141

Articles and Countries from which Imported	MONTH OF AUGUST 1957		EIGHT MONTHS ENDED AUGUST 1957		Class Number
	Quantities	Values (\$)	Quantities	Values (\$)	
347 JAPAN		5465		64915	
376 SWITZRLND				189	
400 U STATES		30117		532110	
MANUFACTURES OF GLASS N O P		43326		778577	7127
100 U KINGDOM		6536		66746	
231 HONG KONG		166		74181	
305 AUSTRIA		335		4384	
306 BELGIUM		44425		279707	
317 CZECHO S		8651		38131	
318 DENMARK		503		4191	
327 FRANCE		7125		27402	
335 GERMANY W		17108		118160	
344 ITALY		13066		46604	
347 JAPAN		2603		16247	
354 NETHRLNDS		236		2260	
375 SWEDEN		3603		24797	
376 SWITZRLND		294		1019	
390 GERMANY E		490		3658	
400 U STATES		183442		1539201	
GLASS WOOL OR FIBRE GLASS		288583		2246708	7128
335 GERMANY W	L8 1003	1006	1003	1006	
400 U STATES	89816	55973	907363	399689	
GLASS BLOCKS		90819	908366	400695	7129
100 U KINGDOM		118		371	
317 CZECHO S				720	
344 ITALY				1138	
352 MEXICO		6637		6637	
400 U STATES		73921		457077	
PLUMBAGO NOT GROUND OR MFRD		80676		465943	7131
100 U KINGDOM				243	
217 CEYLON				5074	
231 HONG KONG				748	
333 MADAGASCR				180	
335 GERMANY W				367	
352 MEXICO		4370		33677	
359 NORWAY				3330	
400 U STATES		2821		13522	
CRUCIBLES PLUMBAGO AND COVERS		7191		57141	7132
100 U KINGDOM		11189		82532	
400 U STATES		9209		74810	
PLUMBAGO GROUND AND MFRS NOP		20398		157342	7133
100 U KINGDOM		3964		21548	
305 AUSTRIA				847	
317 CZECHO S				114	
335 GERMANY W		2782		11631	
354 NETHRLNDS				167	
376 SWITZRLND				135	
400 U STATES		51855		450713	
MICA UNMANUFACTURED		58601		485155	7138
215 INDIA	CWT 370	15242	2973	126447	
309 BRAZIL			29	1467	
400 U STATES	54	6305	542	32344	
MICA MANUFACTURES OF		424	3544	160258	7139
100 U KINGDOM				26823	
335 GERMANY W		504		687	
352 MEXICO				215	
400 U STATES		24021		284959	
ASPHALTUM OR ASPHALT		24525		312684	7141
100 U KINGDOM	CWT		44	392	
225 TRINIDAD		6391	8557	8745	
400 U STATES	44288	67047	648347	1158727	
ASPHALTUM OIL FOR PAVING		50679	656948	1167864	7143
400 U STATES	GAL 87783	10666	252910	29336	
OIL FOR CONCENTRATION OF ORES		87783	252910	29336	7151
400 U STATES	GAL 29009	41959	161236	247440	
CRUDE PETROLEUM FOR REFINING		29009	161236	247440	7153
225 TRINIDAD	M GAL 8	584	47880	3490513	
303 ARABIA		50347	157520	12071084	
342 IRAN			2940	154120	
387 VENEZUELA		321001	24997847	2190374	171158046
400 U STATES		19664	1824083	223610	20470305
PETROLEUM TOPS FOR REFINERS		391020	2622324	207344068	7154
FUEL OIL EXWARE SHIPS STORES	GAL				7156
400 U STATES			55706	8586	
CRUDE PETROLEUM N O P			55706	8586	7158
400 U STATES	GAL		3570	349	
AVIATION GASOLINE			3570	349	7161
381 ALASKA	GAL 58919	14556	801156	195105	
400 U STATES	9728248	2038237	68311206	14145758	
	9787167	2052793	69112362	14340863	

IMPORTS INTO CANADA FOR CONSUMPTION

Articles and Countries from which Imported	MONTH OF AUGUST 1957		EIGHT MONTHS ENDED AUGUST 1957		Class Number
	Quantities	Values (\$)	Quantities	Values (\$)	
KEROSENE N O P	GAL				7162
381 ALASKA	2230	605	184696	37619	
400 U STATES	75766	12260	11451274	1458505	
	77996	12865	11635970	1496124	
ENGINE DISTILLATE 8017 OR OVER	GAL				7163
400 U STATES	1388	186	29291	4012	
	1388	186	29291	4012	
GASOLINE UNDER 8236 SP G N O P	GAL				7164
357 NETH ANT	1810608	235624	42192449	5668403	
381 ALASKA	487852	102024	2336238	483311	
400 U STATES	1067493	168786	6320385	1012238	
	3365953	506434	50849072	7163952	
CASINGHEAD GASOLINE BLENDING	GAL				7165
400 U STATES			1733153	123430	
			1733153	123430	
LUB OILS UNDER 25C PER GAL	GAL				7166
100 U KINGDOM			3558	555	
400 U STATES	909862	196195	11435701	2446561	
	909862	196195	11439259	2447116	
PETRO LUB OILS 25C GAL OR OVER	GAL				7167
100 U KINGDOM	21668	9304	150478	98854	
327 FRANCE			100	592	
335 GERMANY W			75	52	
354 NETHRLNDS	2300	1349	14260	9324	
375 SWEDEN	540	437	540	437	
376 SWITZRLND			73	585	
381 ALASKA	1339	988	25042	24169	
400 U STATES	1885042	820141	14218720	5793006	
	1910889	832219	14409288	5927019	
OILS MINERAL N O P	GAL				7168
100 U KINGDOM	1030	314	36960	9976	
306 BELGIUM			22377	7187	
318 DENMARK			39	191	
400 U STATES	80398	97784	810824	992535	
	81428	98098	870200	1009889	
STOVE OIL NO 1 FUEL OIL	GAL				7171
357 NETH ANT	1237305	131380	23163547	2681905	
381 ALASKA	861562	152872	4876579	835658	
387 VENEZUELA			2272352	247725	
400 U STATES	616684	76927	19215048	2425175	
	2715551	361179	49527526	6190463	
LIGHT FUEL OILS NOS 2 AND 3	GAL				7172
357 NETH ANT	12263896	1275541	40601414	4484622	
381 ALASKA			7375	618	
387 VENEZUELA	8838619	920000	12441061	1307461	
400 U STATES	18999853	2177579	68269358	8006503	
	40102368	4373120	121319208	13799204	
HEAVY FUEL OILS NOS 4 5 AND 6	GAL				7173
100 U KINGDOM			17556	1405	
357 NETH ANT	10180176	709123	97268150	6653989	
381 ALASKA			5437	451	
387 VENEZUELA	1541389	106301	1541389	106301	
400 U STATES	18327162	1508742	131963145	10549959	
	30048727	2324166	230795677	17312105	
DIESEL FUEL	GAL				7174
100 U KINGDOM			14166	2206	
357 NETH ANT			2245922	258631	
381 ALASKA	567599	93950	1980713	304013	
387 VENEZUELA	4016633	428784	10000057	1046031	
400 U STATES	257531	33970	18436202	2240369	
	4841763	556704	32677060	3851250	
TRACTOR FUEL	GAL				7175
PETROL GREASE LUBRICATING NOP	LB				7181
100 U KINGDOM	3360	742	18624	4773	
381 ALASKA	4860	681	72670	10926	
400 U STATES	1771477	200893	12533148	1417917	
	1779697	202316	12624442	1433616	
PETROL JELLIES TOILET MEDICINE					7182
100 U KINGDOM		461		897	
400 U STATES		74109		537501	
		74570		538398	
PARAFFINE WAX	LB				7183
215 INDIA			4900000	212880	
400 U STATES	3394495	237996	22676368	1630678	
	3394495	237996	27576368	1843558	
CANDLES PARAFFINE WAX	LB				7184
100 U KINGDOM			475	125	
318 DENMARK	800	395	3597	1633	
335 GERMANY W			1114	431	
347 JAPAN	6282	1209	32475	6843	
375 SWEDEN			304	312	
376 SWITZRLND			652	532	
389 IRELAND			688	194	
400 U STATES	7848	2981	96966	31566	
	14930	4585	136271	41636	
PRODUCTS OF PETROLEUM N O P	GAL				7185
100 U KINGDOM	5085	551	19707	22466	
381 ALASKA	600	356	8631	4373	
400 U STATES	802526	324796	11482667	3158088	
	808211	330663	11511005	3184927	
LIQUEFIED PETROLEUM GASES	LB				7186
400 U STATES	23285574	524411	151851681	2604426	
	23285574	524411	151851681	2604426	
NAPHTHA INCL SOLVENT NAPHTHA	GAL				7187
100 U KINGDOM	510	502	627	1418	

IMPORTS INTO CANADA FOR CONSUMPTION

Articles and Countries from which Imported		MONTH OF AUGUST 1957		EIGHT MONTHS ENDED AUGUST 1957		Class Number
		Quantities	Values (\$)	Quantities	Values (\$)	
381	ALASKA	1899	667	18775	6301	
400	U STATES	884019	172102	9224187	2111783	
		886428	173271	9243589	2119502	
ARTIFICIAL ABRASIVE GRAINS						7191
100	U KINGDOM				1548	
327	FRANCE				4965	
335	GERMANY W				476	
354	NETHRLNDS		333		333	
400	U STATES		150438		1433719	
			150771		1441041	
DIAMONDS BLACK SORT FOR BORERS		CARAT				7192
100	U KINGDOM	4266	26070	156035	1097466	
207	UN SO AFR	31905	144196	234410	1120705	
221	B GUIANA	1024	3500	1856	8967	
224	JAMAICA			912	8005	
306	BELGIUM			36056	292144	
309	BRAZIL	4313	28847	5794	38518	
320	DOM REP			23	350	
335	GERMANY W	13	111	13	111	
338	HAITI	7	65	3086	17740	
339	HONDURAS			170	380	
354	NETHRLNDS			3168	21578	
363	PERU	950	3400	1163	4671	
376	SWITZRLND			100	267	
400	U STATES	118375	708727	914472	5451325	
		160853	914916	1357258	8062227	
DIATOMACEOUS EARTH		CWT				7193
318	DENMARK			601	637	
335	GERMANY W	37	129	37	129	
400	U STATES	35867	80069	329841	702650	
			80198	330479	703416	
EMERY IN BULK						7194
335	GERMANY W				192	
400	U STATES				157223	
			8159		157415	
GRINDING WHEELS BONDED						7195
100	U KINGDOM		3615		35451	
305	AUSTRIA		247		929	
306	BELGIUM		498		1016	
318	DENMARK				91	
327	FRANCE		152		152	
335	GERMANY W		4268		24731	
344	ITALY		353		353	
359	NORWAY				17169	
375	SWEDEN		443		3738	
376	SWITZRLND				1083	
400	U STATES		143176		1290881	
			152752		1375594	
GRINDING STONES BLOCKS BONDED						7196
100	U KINGDOM		1151		3723	
335	GERMANY W		526		1031	
347	JAPAN				90	
375	SWEDEN				489	
400	U STATES		23613		300624	
			25290		305957	
GRINDSTONES 36 INCHES OR OVER		NO				7198
335	GERMANY W			7	1430	
400	U STATES			103	9520	
				110	10950	
GRINDSTONES N O P		NO				7199
100	U KINGDOM			300	396	
400	U STATES			645	2684	
			138	314	945	
			138	314	3080	
PUMICE PUMICE STONE LAVA TUFFA						7200
335	GERMANY W				84	
344	ITALY				1924	
400	U STATES				171594	
			22490		173602	
COATED ABRASIVE PAPER CLOTH						7202
100	U KINGDOM		2225		6722	
335	GERMANY W		446		5398	
359	NORWAY		533		2929	
400	U STATES		58921		507055	
			62125		522104	
MFRS OF ABRASIVES N O P						7203
100	U KINGDOM		2790		19027	
335	GERMANY W		186		3636	
344	ITALY		251		695	
400	U STATES		44166		426383	
			47393		449741	
BUILDING STONE N O P		CWT				7210
100	U KINGDOM			1914	1046	
400	U STATES			417201	424503	
			92296	97848	419115	
			92296	97848	425549	
GRANITE ROUGH						7215
309	BRAZIL				1093	
326	FINLAND		4931		24187	
344	ITALY				1152	
359	NORWAY		439		10560	
375	SWEDEN		3148		55699	
400	U STATES		12969		88401	
			21487		181092	
GRANITE SAWN						7216
207	UN SO AFR				895	
306	BELGIUM				7527	
326	FINLAND		231		3294	

IMPORTS INTO CANADA FOR CONSUMPTION

Articles and Countries from which Imported	MONTH OF AUGUST 1957		EIGHT MONTHS ENDED AUGUST 1957		Class Number
	Quantities	Values (\$)	Quantities	Values (\$)	
359 NORWAY				119	
375 SWEDEN				6483	
400 U STATES		7588		63461	
GRANITE MANUFACTURES		7819		81779	7218
100 U KINGDOM		50		138	
306 BELGIUM		11999		20771	
326 FINLAND		8858		43438	
335 GERMANY W		23921		72983	
344 ITALY				1153	
359 NORWAY				604	
375 SWEDEN		8085		49114	
400 U STATES		8124		45041	
GYP SUM	TON	61037		233242	7221
100 U KINGDOM			5	205	
352 MEXICO	7433	21053	59313	247625	
400 U STATES	21	1376	108	4419	
LIME	7454	22429	59426	252249	7223
100 U KINGDOM	CWT	500	5660	3747	
400 U STATES	36208	22278	406230	246019	
PLASTER OF PARIS	36708	22504	411890	249766	7224
WALL PLASTER	CWT		93	849	
327 FRANCE			110	120	
335 GERMANY W			55	163	
344 ITALY	41477	49080	241801	309498	
400 U STATES	41477	49080	242059	310630	
CEMENT PORTLAND	CWT				7225
100 U KINGDOM	65637	53285	268441	227979	
306 BELGIUM	16408	27610	45331	74323	
318 DENMARK	3968	5901	17369	25681	
327 FRANCE	6168	10235	12863	21386	
335 GERMANY W	19943	37154	73572	79221	
347 JAPAN	119422	68289	119422	68289	
381 ALASKA	503	1720	578	1976	
400 U STATES	36477	46035	690182	781719	
CEMENT MANUFACTURES N O P	268526	250229	1227758	1280574	7226
100 U KINGDOM		3059		15374	
327 FRANCE		80		240	
344 ITALY				497	
400 U STATES		61329		464755	
WHITE PORTLAND CEMENT CLINKER		64468		480866	7227
400 U STATES	CWT				
MARBLE ROUGH	25396	26602	189837	198060	7231
327 FRANCE	25396	26602	189837	198060	
344 ITALY		3606		1014	
400 U STATES				10518	
MARBLE SAWN				24413	7232
306 BELGIUM		3867		16931	
335 GERMANY W		327		327	
344 ITALY		34966		161033	
366 PORTUGAL				1048	
372 SPAIN				1902	
400 U STATES		21809		155875	
MARBLE FOR TOMBSTONES		60969		337116	7233
400 U STATES		2644		25380	
MARBLE MANUFACTURES N O P		2644		25380	7234
100 U KINGDOM				262	
306 BELGIUM		1244		10110	
327 FRANCE				187	
335 GERMANY W				5316	
344 ITALY		12072		33746	
366 PORTUGAL				251	
400 U STATES		1288		6349	
MARBLE ORNAMENTAL FOR CHURCHES		14604		56221	7235
305 AUSTRIA				2488	
344 ITALY		41214		118573	
400 U STATES				206	
ROOFING SLATE		41214		121267	7241
100 U KINGDOM	sq		86	1406	
366 PORTUGAL			73	378	
400 U STATES	32	1363	916	21004	
SLATE MANUFACTURES N O P	32	1363	1075	22788	7243
100 U KINGDOM		3160		7757	
335 GERMANY W				589	
344 ITALY		664		2108	
366 PORTUGAL		3611		4160	
390 GERMANY E		181		181	
400 U STATES		1218		6394	
BURRSTONES IN BLOCKS		8834		21189	7251
400 U STATES	NO		16	587	
CHALK CLIFF STONE MICA SCHIST			16	587	7252
100 U KINGDOM				59	

IMPORTS INTO CANADA FOR CONSUMPTION

Articles and Countries from which Imported	MONTH OF AUGUST 1957		EIGHT MONTHS ENDED AUGUST 1957		Class Number
	Quantities	Values (\$)	Quantities	Values (\$)	
335 GERMANY W		885		885	
400 U STATES				3121	
CHALK PREPARED		885		4065	7253
400 U STATES				2847	
CURLING STONES AND HANDLES	PAIR			2847	7254
100 U KINGDOM	338	13122	1052	41121	
FELDSPAR CRUDE ONLY	338	13122	1052	41121	7255
FELDSPAR GROUND	CWT				7256
400 U STATES	600	656	2835	3250	
FLINT AND GROUND	600	656	2835	3250	
FLINT STONE	CWT				7257
327 FRANCE	552	762	552	762	
400 U STATES	887	2119	7512	13133	
FLUORSPAR	1439	2881	8064	13895	7258
100 U KINGDOM	CWT				
207 UN SO AFR			1691	3116	
352 MEXICO			21811	20916	
400 U STATES	7199	5877	151288	167012	
GANISTER	2958	7184	4566	13149	
400 U STATES	10157	13061	179356	204193	7259
MAGN CARB FOR RUBBER PRODUCTS	CWT				7260
400 U STATES			8205	6155	
MAG OX AND CARB FOR INSULATION			8205	6155	
100 U KINGDOM	CWT				7261
400 U STATES			10	133	
PHOSPHATE ROCK	271	1725	2014	15583	
400 U STATES	1755	5138	27505	96028	7263
SILICA SAND	2026	6863	29519	111611	
400 U STATES	CWT				7264
306 BELGIUM	3130078	1078353	9405928	3754362	
400 U STATES	3130078	1078353	9405928	3754362	
SAND AND GRAVEL N O P	CWT				7265
100 U KINGDOM	3302	8363	3302	8363	
375 SWEDEN	1321355	208855	9634979	1551882	
400 U STATES	1324657	217218	9638281	1560245	
SILEX OR CRYSTALLIZED QUARTZ	TON				7266
309 BRAZIL			1120	300	
400 U STATES	30914	31025	600	1500	
STONE REFUSE	30914	31025	131335	196502	
359 NORWAY	CWT				7267
400 U STATES			9	12615	
TALC OR SOAPSTONE	12202	5998	212148	121416	
327 FRANCE	12202	5998	212157	134031	
344 ITALY	TON				7268
400 U STATES			100	2500	
WHITING GILDERS PARIS WHITE	71	1512	221	4201	
100 U KINGDOM	71	1512	321	6701	
327 FRANCE	CWT				7269
400 U STATES			211	573	
STONE AND MANUFACTURES N O P	3527	7425	18611	39534	
100 U KINGDOM	30266	60154	185728	333788	
231 HONG KONG	33793	67579	204550	373895	
344 ITALY	CWT				7270
400 U STATES			8266	5798	
ROOFING GRANULES	8266	5798	31691	26339	
STONE CRUSHED	327 FRANCE				7271
400 U STATES			11550	3494	
QUARTZ PIEZO ELECTRIC	6615	14568	62195	140637	
100 U KINGDOM	14881	20366	105436	170470	
309 BRAZIL	TON				7272
400 U STATES			74	1401	
MAGNESIA DEAD BURNED SINTERED			1805	2299	
100 U KINGDOM			1331	10020	
388 YUGO SLAV			347	12747	
400 U STATES			3557	26467	
MAGNESIA CAUSTIC CALCINED	CWT				7273
100 U KINGDOM	227442	235953	1179575	1203246	
354 NETHRLNDS	227442	235953	1179575	1203246	
400 U STATES	TON				7274
100 U KINGDOM	135258	156869	624692	770374	
309 BRAZIL	135258	156869	624692	770374	
400 U STATES	LB				7275
MAGNESIA DEAD BURNED SINTERED			22	684	
100 U KINGDOM	220	441	6752	51842	
388 YUGO SLAV	231	5421	2521	97177	
400 U STATES	451	5862	9295	149703	
MAGNESIA CAUSTIC CALCINED	CWT				7276
100 U KINGDOM	224	3072	356	4706	
354 NETHRLNDS	98662	262787	98662	262787	
400 U STATES	10901	30628	62453	274554	
ELECTRIC OR BLAST FURNACE SLAG	109787	296487	161471	542047	
BARYTES	CWT				7277
335 GERMANY W					
400 U STATES	22	193	214	2020	
354 NETHRLNDS	2577	9553	443	1311	
400 U STATES	2599	9746	20152	83223	
ELECTRIC OR BLAST FURNACE SLAG	CWT				7280
400 U STATES			20809	86554	
BARYTES	47458	5454	453083	66141	
335 GERMANY W	47458	5454	453083	66141	
400 U STATES	CWT				7281
335 GERMANY W	400	409	3458	3896	

IMPORTS INTO CANADA FOR CONSUMPTION

Articles and Countries from which Imported	MONTH OF AUGUST 1957		EIGHT MONTHS ENDED AUGUST 1957		Class Number
	Quantities	Values (\$)	Quantities	Values (\$)	
344 ITALY			800	1290	
400 U STATES	880	2159	11452	23571	
CARBONS 3 TO 35 INCHES CIRCUM	1280	2568	15710	28757	7282
100 U KINGDOM		5292		20967	
327 FRANCE		1156		12547	
400 U STATES		36838		383116	
CARBONS OVER 35 INCHES CIRCUM		43286		416630	7283
327 FRANCE				299	
347 JAPAN				6316	
400 U STATES		35823		671333	
ELECTRIC LIGHT CARBONS N O P		35823		677948	7284
100 U KINGDOM	LB 1090	1943	4483	7443	
400 U STATES	20796	7401	109028	69456	
CRAYONS	21886	9344	113511	76899	7285
100 U KINGDOM		59		3286	
327 FRANCE		209		1357	
335 GERMANY W		2509		11999	
344 ITALY				1535	
347 JAPAN				3225	
400 U STATES		35899		275731	
DIAMONDS UNSET		38676		297133	7286
100 U KINGDOM	CARAT 216	43118	5246	761494	
207 UN SO AFR	77	20704	398	99743	
224 JAMAICA			8	1813	
306 BELGIUM	2798	363223	22114	3236660	
327 FRANCE			12	2711	
335 GERMANY W	13	677	142	12672	
354 NETHRLNDS	375	52174	2250	412003	
360 ISRAEL	873	102264	6908	750026	
376 SWITZRLND			9	1285	
400 U STATES	531	200520	5491	847643	
EARTHS CRUDE ONLY	4883	782680	42578	6126050	7287
335 GERMANY W				894	
400 U STATES		506		1923	
FOUNDRY FACINGS OF ALL KINDS		506		2817	7288
335 GERMANY W		82		82	
352 MEXICO				1194	
400 U STATES		11669		96709	
FULLERS EARTH IN BULK ONLY		11751		97985	7289
100 U KINGDOM		984		2091	
400 U STATES		8630		97048	
GAS IMPORTED BY PIPE LINE		9614		99132	7290
400 U STATES	M FT 1710036	406867	19512656	4564688	
INSULATORS ELECTRIC N O P	1710036	406867	19512656	4564688	7291
100 U KINGDOM		495		56104	
317 CZECHO S				1070	
359 NORWAY				628	
376 SWITZRLND		1563		3640	
400 U STATES		45491		381482	
MAGNESIA PIPE COVERING		47549		442924	7292
100 U KINGDOM		3930		28255	
400 U STATES		4805		55031	
MINERAL WOOL N O P		8735		83286	7295
400 U STATES	LB 229653	44147	1558457	251179	
SALT TABLE	229653	44147	1558457	251179	7296
100 U KINGDOM	CWT 80	332	170	801	
400 U STATES	20	541	1252	26939	
SALT FOR FISHERIES	100	873	1422	27740	7297
224 JAMAICA			47995	7956	
227 BAHAMAS			148176	26064	
344 ITALY			182560	29262	
372 SPAIN			773792	142936	
400 U STATES	127492	21236	162	234	
SALT IN BULK N O P		21236	1152685	206452	7298
400 U STATES	CWT 767273	125525	2755035	547151	
SALT IN BAGS BARRELS	767273	125525	2755035	547151	7299
100 U KINGDOM	CWT 1010	1184	12773	16386	
400 U STATES	25754	22060	189503	155639	
SULPHUR AND BRIMSTONE	26764	23244	202276	172025	7300
400 U STATES	CWT 1172313	1375319	4729285	5649410	
MINERAL SUBSTANCES N O P	1172313	1375319	4729285	5649410	7301
100 U KINGDOM		101626		350609	
205 RHOD NYAS		64096		398034	
207 UN SO AFR		107032		525235	
231 HONG KONG				1123	
306 BELGIUM				446	
318 DENMARK		186		354	
327 FRANCE		567		2576	

IMPORTS INTO CANADA FOR CONSUMPTION

Articles and Countries from which Imported	MONTH OF AUGUST 1957		EIGHT MONTHS ENDED AUGUST 1957		Class Number
	Quantities	Values (\$)	Quantities	Values (\$)	
335 GERMANY W		669		9115	
344 ITALY		9386		45052	
347 JAPAN		465		1473	
354 NETHRLNDS				908	
376 SWITZRLND				968	
390 GERMANY E				569	
400 U STATES		485044		3748976	
		769071		5089438	
VERMICULITE CRUDE					7302
207 UN SO AFR		8955		58468	
400 U STATES		25663		156085	
		34618		214553	
ASPHALT TILE FOR FLOORING	SQ FT				7303
400 U STATES	99706	9955	712703	68582	
	99706	9955	712703	68582	
ANDALUSITE KYANITE MULLITE ETC	CWT				7304
400 U STATES	2458	8490	20782	63270	
	2458	8490	20782	63270	

IMPORTS INTO CANADA FOR CONSUMPTION

Articles and Countries from which Imported	MONTH OF AUGUST 1957		EIGHT MONTHS ENDED AUGUST 1957		Class Number
	Quantities	Values (\$)	Quantities	Values (\$)	
<u>GROUP B</u>					
CHEMICALS AND ALLIED PRODUCTS					
ACID BORACIC 25 LBS OR OVER 400 U STATES	LB 227900	12393	2131702	152426	8001
	227900	12393	2131702	152426	
ACID HYDROFLUOSILICIC 400 U STATES	LB 17090	1170	128736	10181	8002
	17090	1170	128736	10181	
ACID MURIATIC 400 U STATES	LB 616082	7932	2751294	35020	8003
	616082	7932	2751294	35020	
ACETYSALICYLIC ACID 100 U KINGDOM 400 U STATES	LB 50832 16984	27574 7716	395602 149982	214049 69212	8004
	67816	35290	545584	283261	
ACID NITRIC 400 U STATES	LB 35725	2265	166447	12116	8005
	35725	2265	166447	12116	
ACID PHOSPHORIC 400 U STATES	LB 67900	4221	233444	14583	8006
	67900	4221	233444	14583	
ACID SULPHURIC 400 U STATES	LB		1403717	28125	8008
			1403717	28125	
ACID LACTIC 100 U KINGDOM 318 DENMARK 335 GERMANY W 354 NETHRLNDS 400 U STATES	LB 55621 7716	12939 1434	203414 23148	48908 4302	8009
	4664	720	29532 22137	5757 6143	
	68001	15093	44542 322773	7291 72401	
ACID NICOTINIC 327 FRANCE 376 SWITZRLNO 400 U STATES	LB		444 330	1921 757	8010
			44302 45076	96587 99265	
SALICYLIC ACID 100 U KINGDOM 400 U STATES	LB 250	90	8720 14188	4504 5612	8011
	250	90	22908	10116	
ACID ACETIC AND PYROLIGNEOUS 400 U STATES	GAL		556	386	8012
			556	386	
ACID CRESYLIC 100 U KINGDOM 400 U STATES	LB 22742 27500	2101 1924	167336 133714	14472 24137	8015
	50242	4025	301050	38609	
XANTHATES FOR ORES 100 U KINGDOM 335 GERMANY W 400 U STATES	LB 60000 11025	11223 2374	60000 53352	11223 9401	8016
	674950	177968	4521114	1157947	
	745975	191565	4634466	1178571	
ACID OXALIC 327 FRANCE 335 GERMANY W 354 NETHRLNDS 400 U STATES	LB 70548	7638	22090 284468	2218 31060	8017
	22046	2281	113206	12857	
	13500	2167	95586	15602	
	106094	12086	515350	61737	
ACID TANNIC 100 U KINGDOM 376 SWITZRLND 400 U STATES	LB 500	363	6418 11016	5358 11177	8020
	24	80	4093	5274	
	524	443	21527	21809	
TARTARIC ACID CRYSTAL OR POWD 100 U KINGDOM 327 FRANCE 335 GERMANY W 344 ITALY 400 U STATES	LB 71456	23878	298566 5510	103225 1674	8021
	27633	8210	2205 62073	696 19271	
	99089	32088	700 369054	583 125449	
ACIDS N O P 100 U KINGDOM 306 BELGIUM 318 DENMARK 327 FRANCE 335 GERMANY W 344 ITALY 352 MEXICO 376 SWITZRLND 400 U STATES	LB 137390	32271	736535 220	181550 507	8022
	37	89	1413	2306	
	251	490	8745 194057	5722 61605	
	610	1609	77 1902	896 2853	
	679023	157627	1775 5242765	3845 1160724	
	817311	192086	6187489	1420008	
ACID ARSENIC 400 U STATES	LB		519631	18262	8023
			519631	18262	
ASCORBIC ACID 347 JAPAN 376 SWITZRLND 400 U STATES		1454		4608 12569	8024
		29464		126520	
		30918		143697	
ACID FORMIC 335 GERMANY W	LB 141995	14566	753357	77591	8025

IMPORTS INTO CANADA FOR CONSUMPTION

Articles and Countries from which Imported	MONTH OF AUGUST 1957		EIGHT MONTHS ENDED AUGUST 1957		Class Number
	Quantities	Values (\$)	Quantities	Values (\$)	
354 NETHRLNDS	2315	202	79536	6666	
400 U STATES	2540	386	9436	1531	
ACID CHROMIC	146850	15154	842329	85788	8026
	LB				
100 U KINGDOM	10000	2530	112000	29611	
335 GERMANY W			8818	2213	
400 U STATES	19700	6311	623330	168067	
ACID CARBOLIC OR PHENOL	29700	8841	744148	199891	8027
	LB				
400 U STATES	204620	35051	3761740	650593	
AMYL ALCOHOL	204620	35051	3761740	650593	8032
	GAL				
400 U STATES			14633	19452	
BUTYL ALCOHOL			14633	19452	8034
	LB				
100 U KINGDOM	640	229	1760	609	
400 U STATES	360	64	337851	39539	
METHYL ETHYL KETONE ETC	1000	293	339611	40148	8035
	LB				
400 U STATES	459575	55860	3694381	465832	
ETHYL AND METHYL ALCOHOL	459575	55860	3694381	465832	8036
	GAL				
381 ALASKA			169	609	
400 U STATES	3049	1662	1094521	336769	
RUM TO BE DENATURED	3049	1662	1094690	337378	8037
	P GAL				
221 B GUIANA	993	1442	993	1442	
224 JAMAICA			1057	1170	
400 U STATES			323	459	
ISOPROPYL ALCOHOL	993	1442	2373	3071	8038
	GAL				
400 U STATES	130	210	12774	27700	
CELLULOSE ACETATE PHOTO FILM	130	210	12774	27700	8046
400 U STATES		115709		761278	
COLLODIUM FOR FILMS ENGRAVERS		115709		761278	8047
	GAL				
400 U STATES			25	75	
CAFFEINE AND SALTS			25	75	8052
	LB				
100 U KINGDOM	1650	3995	1825	4778	
335 GERMANY W	1100	2019	52965	106037	
354 NETHRLNDS	9100	21528	40500	97269	
376 SWITZRLND			8800	18243	
400 U STATES			15	67	
COCAINE	11850	27542	104105	226394	8053
	OZ				
100 U KINGDOM			245	2985	
CODEINE AND SALTS			245	2985	8054
	OZ				
100 U KINGDOM	7367	34104	28492	132827	
215 INDIA			10000	63804	
335 GERMANY W			500	2024	
OPIUM DERIVATIVES N O P	7367	34104	38992	198655	8056
	OZ				
100 U KINGDOM	442	2744	3339	14494	
215 INDIA			50	440	
327 FRANCE			208	1700	
354 NETHRLNDS	371	1192	1377	3045	
400 U STATES	11	100	313	1634	
OPIUM	824	4036	5287	21313	8057
	LB				
100 U KINGDOM			65	771	
376 SWITZRLND			4	50	
QUININE SALTS			69	821	8059
	OZ				
335 GERMANY W			10904	2597	
400 U STATES			30506	10338	
STRYCHNINE AND SALTS			41410	12935	8060
	OZ				
100 U KINGDOM			3410	2459	
PREPARATIONS WEED KILLING			3410	2459	8069
100 U KINGDOM		222		330806	
318 DENMARK				84708	
335 GERMANY W				20414	
354 NETHRLNDS				36467	
400 U STATES		76489		2497212	
NICOTINE AND SALT FOR SPRAYING		76711		2969607	8070
	LB				
100 U KINGDOM			3000	2183	
400 U STATES			13567	9675	
CHLOROPICRIN INSECTICIDES			16567	11858	8071
400 U STATES		20350		64964	
SPRAYS IN PKGS NOT OVER 3 LBS		20350		64964	8072
100 U KINGDOM		5378		40183	
335 GERMANY W				154	
400 U STATES		22489		210858	
DISINFECTANTS DIPS SPRAYS NOP		27867		251195	8073
100 U KINGDOM		7844		210136	
318 DENMARK				32783	
327 FRANCE				6863	
335 GERMANY W		13783		65013	

IMPORTS INTO CANADA FOR CONSUMPTION

Articles and Countries from which Imported	MONTH OF AUGUST 1957		EIGHT MONTHS ENDED AUGUST 1957		Class Number
	Quantities	Values (\$)	Quantities	Values (\$)	
344 ITALY				66	
359 NORWAY				301	
375 SWEDEN				3373	
376 SWITZRLND		7098		50702	
400 U STATES		405952		6203625	
MEDICINAL PREPARATIONS DRY		434677		6572862	8074
100 U KINGDOM		88897		516172	
231 HONG KONG		2221		35225	
234 AUSTRALIA				2052	
305 AUSTRIA				125	
306 BELGIUM				2403	
318 DENMARK		346		5125	
327 FRANCE		15930		100526	
335 GERMANY W		10953		59316	
344 ITALY				254	
347 JAPAN				1749	
354 NETHRLNDS		1041		6468	
375 SWEDEN				77	
376 SWITZRLND		49719		371559	
390 GERMANY E				1046	
400 U STATES		404849		3473459	
MEDICINAL PREPARATIONS LIQUID		573956		4575556	8075
100 U KINGDOM		15779		43150	
231 HONG KONG		454		6573	
318 DENMARK		349		349	
327 FRANCE		3681		33242	
335 GERMANY W		94		1975	
344 ITALY				2084	
347 JAPAN				925	
354 NETHRLNDS				1530	
375 SWEDEN				571	
376 SWITZRLND		6282		19822	
400 U STATES		163357		1128701	
MEDICINAL PREPARATIONS OTHER		189996		1238922	8076
100 U KINGDOM				288	
231 HONG KONG		1780		5253	
327 FRANCE				39370	
335 GERMANY W				210	
344 ITALY				674	
347 JAPAN				192	
376 SWITZRLND				1752	
400 U STATES		9694		69025	
MEDICATED WINES UNDER 40 PROOF	GAL	11474		116764	8077
MENTHOL NATURAL DR SYNTHETIC					8078
100 U KINGDOM				6801	
234 AUSTRALIA				3070	
309 BRAZIL		5688		56456	
313 CHINA				5783	
335 GERMANY W				2041	
347 JAPAN				22932	
354 NETHRLNDS				11364	
393 TAIWAN				3677	
400 U STATES		368		29757	
PAPAIN		6056		141881	8079
100 U KINGDOM				845	
203 B E AFR				21498	
217 CEYLON				3257	
400 U STATES		2850		9987	
SPIRITS AND STRONG WATERS	GAL			35587	8081
100 U KINGDOM			127	1060	
231 HONG KONG	898	4062	7566	30346	
327 FRANCE			1	146	
335 GERMANY W			38	714	
344 ITALY			1	82	
376 SWITZRLND	1	87	3	260	
400 U STATES	596	2415	2226	29019	
EXTRACT OF CASCARA SAGRADA	1495	6564	9962	61627	8082
400 U STATES		473		19855	
PENICILLIN AND PRODUCTS		473		19855	8083
100 U KINGDOM		4016		17615	
305 AUSTRIA				22102	
318 DENMARK				14031	
400 U STATES		28924		372587	
STREPTOMYCIN AND PRODUCTS		32940		426335	8084
100 U KINGDOM		1951		5752	
400 U STATES		5643		71439	
SULPHA DRUGS		7594		77191	8085
100 U KINGDOM		4330		44637	
318 DENMARK		3725		32662	
327 FRANCE				16441	
335 GERMANY W				699	
354 NETHRLNDS		2221		21394	
376 SWITZRLND				17648	
400 U STATES		8675		159967	
		18951		293448	

IMPORTS INTO CANADA FOR CONSUMPTION

151

Articles and Countries from which Imported	MONTH OF AUGUST 1957		EIGHT MONTHS ENDED AUGUST 1957		Class Number
	Quantities	Values (\$)	Quantities	Values (\$)	
ANTIBIOTICS N O P					8086
100 U KINGDOM		4 577		5 5379	
318 DENMARK				3 715	
327 FRANCE				1 450	
400 U STATES		3 550 79		2 301 829	
		3 596 56		2 362 373	
ANILINE DYES 1 LB OR OVER	LB				8091
100 U KINGDOM	8 379 3	9 194 7	7 512 88	7 946 32	
306 BELGIUM	3 764	3 408	1 352 2	1 299 8	
327 FRANCE	7 294	9 767	10 874 0	15 506 5	
335 GERMANY W	2 311 8	3 183 8	2 957 31	3 687 83	
344 ITALY			4 82 8	2 97 5	
354 NETHRLNDS	1 796	9 18	2 174 6	2 065 1	
376 SWITZRLND	6 410 3	8 777 2	4 449 72	80 925 9	
400 U STATES	1 989 68	2 953 67	2 344 13 8	3 138 65 2	
	3 828 36	5 210 17	3 984 96 5	5 303 01 5	
ANILINE AND COAL TAR DYES NOP	LB				8092
100 U KINGDOM			1 27 5	1 94 2	
318 DENMARK			4 55 0	4 67 9	
376 SWITZRLND			1 10	2 48	
400 U STATES	7 26 5	3 317 1	3 155 7	1 724 01	
	7 26 5	3 317 1	3 749 2	1 792 70	
ANILINE OIL CRUDE	LB				8093
400 U STATES			2 662 5	507 4	
			2 662 5	507 4	
ANILINE SALTS AND ALIZARIN	LB				8094
100 U KINGDOM	2 351	3 772	2 194 1	2 408 7	
335 GERMANY W			2 25 9	6 38	
400 U STATES	820	19 8	2 68 5	1 01 7	
	3 17 1	3 97 0	2 688 5	2 574 2	
COAL TAR BASE OR SALT FOR DYES	LB				8095
100 U KINGDOM	1 525 0	1 186 5	8 740 7	7 865 5	
306 BELGIUM	551	691	3 25 1	2 75 3	
327 FRANCE			3 30 6	1 68 9	
335 GERMANY W	8 339	8 97 8	14 775 8	11 931 0	
344 ITALY			2 268 5	1 363 9	
354 NETHRLNDS	220	30 5	1 07 4	1 12 6	
376 SWITZRLND			1 203 6	9 94 6	
400 U STATES	4 781 2	3 654 1	3 229 6 3	3 109 4 1	
	7 21 72	5 838 0	6 004 80	5 380 59	
CAMWOOD AND SUMAC AND EXTRACT	CWT				8103
400 U STATES	5	50	51	550	
	5	50	51	550	
CHEM COMP FOR DYEING TANNING NOP	CWT				8104
100 U KINGDOM	1 22 5	24 159	6 15 3	12 733 4	
306 BELGIUM	550	2 100	550	2 100	
327 FRANCE			530	1 130 1	
335 GERMANY W	833	11 890	7 06 3	13 624 9	
344 ITALY			22	1 96 7	
376 SWITZRLND	13	1 003	1 35 8	3 528 5	
400 U STATES	5 884 2	9 226 3	18 827 4	70 389 3	
	6 146 3	13 141 5	20 395 0	10 181 29	
BASIC CHROMIC SULPHATE	CWT				8105
100 U KINGDOM			3 43 6	2 762 1	
335 GERMANY W			83 4	7 520	
400 U STATES	3 989	3 934 3	1 689 4	1 681 86	
	3 989	3 934 3	2 116 4	2 033 27	
INDIGO INDIGO PASTE OR EXTRACT	CWT				8106
100 U KINGDOM	66	1 872	71 4	5 577 6	
400 U STATES			1	92	
	66	1 872	71 5	5 586 8	
IRON AND RED LIQUOR FOR DYEING	CWT				8107
400 U STATES	27	218	48	440	
	27	218	48	440	
LOGWOOD AND FUSTIC EXTRACT	CWT				8109
224 JAMAICA	64	2 631	64	2 631	
400 U STATES			39 6	1 385 6	
	64	2 631	460	1 648 7	
QUEBRACHO EXTRACT	CWT				8111
304 ARGENTINA	2 628	2 306 2	3 145 8	3 200 99	
362 PARAGUAY	858	814 1	3 43 9	3 411 6	
400 U STATES			3 150	3 123 8	
	3 486	3 120 3	3 804 7	3 854 53	
TERRA JAPONICA GAMBIER CUTCH	CWT				8113
100 U KINGDOM	55	751	104 2	1 250 6	
219 BEI OTHER			50	469	
400 U STATES			28	32 5	
	55	751	1 120	1 330 0	
TURMERIC	CWT				8114
215 INDIA	78	71 4	1 25 6	1 352 0	
224 JAMAICA			1 12	97 6	
400 U STATES	1	92	68	80 4	
	79	806	1 43 6	1 530 0	
NON EDIBLE SEEDS BEANS NUTS	CWT				8115
100 U KINGDOM			1	97	
224 JAMAICA			35 8	1 068	
400 U STATES	49	706	61 2	1 048 2	
	49	706	97 1	1 164 7	
CHESTNUT EXTRACT	CWT				8116
327 FRANCE			1 43 2	1 486 7	
344 ITALY	45	401	10 290	9 911 8	
400 U STATES			2 21 2	2 125 9	
	45	401	13 93 4	13 524 4	
SPRUCE EXTRACT	CWT				8117
400 U STATES	230	1 311	731	4 176	
	230	1 311	731	4 176	

IMPORTS INTO CANADA FOR CONSUMPTION

Articles and Countries from which Imported	MONTH OF AUGUST 1957		EIGHT MONTHS ENDED AUGUST 1957		Class Number
	Quantities	Values (\$)	Quantities	Values (\$)	
MYROBALAN EXTRACT					
100 U KINGDOM	CWT		775	7104	8118
400 U STATES			1108	7234	
			1883	14338	
WATTLE EXTRACT					
203 B E AFR	CWT		2109	17386	8119
207 UN SO AFR	1008	6237	7951	59585	
400 U STATES			1267	11082	
	1008	6237	11327	88053	
HEMLOCK EXTRACT					
400 U STATES	CWT		498	3569	8120
	9	70	498	3569	
EXTRACTS N O P DYEING TANNING					
100 U KINGDOM	CWT		116	2597	8121
219 BEI OTHER			45	391	
234 AUSTRALIA			226	1757	
335 GERMANY W			3	57	
379 TURKEY			827	7817	
400 U STATES	2812	14426	17345	107152	
	2812	14426	18562	119771	
BINITROTOLUOL FOR EXPLOSIVES					
400 U STATES	LB		10000	5376	8131
			10000	5376	
NITRATE COMPOUNDS NOP FOR EXPL					
100 U KINGDOM	LB		62640	7102	8132
335 GERMANY W	30240	3360	160210	8003	
400 U STATES	23350	3601	604450	71080	
	53590	6961	827300	86185	
BLASTING AND MINING POWDER					
400 U STATES	LB		750	311	8133
			750	311	
DYNAMITE AND NITRO GLYCERINE					
381 ALASKA	LB		1000	335	8134
400 U STATES	302700	68234	795300	177118	
	302700	68234	796300	177453	
FIREWORKS FIRECRACKERS					
100 U KINGDOM		4295		60344	8135
231 HONG KONG		10842		94267	
335 GERMANY W				1179	
347 JAPAN				2996	
354 NETHRLNDS				774	
359 NORWAY		14341		14341	
375 SWEDEN				9061	
400 U STATES		3234		43465	
		32712		226427	
FUSE NON METALLIC					
100 U KINGDOM				569	8136
400 U STATES		4222		31147	
		4222		31716	
GUN RIFLE SPORTING POWDER					
100 U KINGDOM	LB		87755	25973	8137
400 U STATES	46000	11834	280808	242970	
	54810	48539	368563	268943	
	100810	60373			
EXPLOSIVES N O P					
100 U KINGDOM	LB		450	3126	8138
400 U STATES	200	1394	309755	226274	
	49840	35699	310205	229400	
	50040	37093			
NITROGEN SOLUTION					
400 U STATES	CWT		404573	1153475	8149
	15086	42560	404573	1153475	
NITROGEN FERTILIZER N O P					
359 NORWAY	CWT		200	541	8150
400 U STATES			430	614	
			630	1155	
AMMONIUM SULPHATE					
100 U KINGDDM	CWT		3143	9899	8151
335 GERMANY W	489	1468	1102	2423	
400 U STATES	2450	4814	25823	47537	
	2939	6282	30068	59859	
BASIC SLAG					
POTASH MURIATE OF					
327 FRANCE	CWT		372955	595115	8152
335 GERMANY W	101596	160934	185001	213338	8155
400 U STATES	108184	109016	1146246	1267057	
	209780	269950	1704202	2075510	
POTASH SULPHATE OF					
327 FRANCE	CWT		20463	44665	8156
400 U STATES	15426	33553	146443	240010	
	9376	17157	166906	284675	
	24802	50710			
SOOA NITRATE OR CUBIC NITRE					
100 U KINGDOM	CWT		762	3226	8157
312 CHILE			6606	17156	
400 U STATES	96751	200858	294119	620653	
	96751	200858	301487	641035	
TRIPLE SUPERPHOSPHATE					
400 U STATES	CWT		569684	1262405	8161
	169211	367777	569684	1262405	
SUPERPHOSPHATE N O P					
400 U STATES	CWT		2277273	2155520	8162
	321381	293530	2277273	2155520	
	321381	293530			
PHOSPHATE FERTILIZER N O P					
306 BELGIUM	CWT		1000	3305	8163
400 U STATES	2362	8099	38869	136708	
	2362	8099	39869	140013	

IMPORTS INTO CANADA FOR CONSUMPTION

Articles and Countries from which Imported	MONTH OF AUGUST 1957		EIGHT MONTHS ENDED AUGUST 1957		Class Number
	Quantities	Values (\$)	Quantities	Values (\$)	
SULPHATE OF POTASH MAGNESIA 400 U STATES	CWT 1202	768	26432	17641	8164
POTASH FERTILIZER N O P FERTILIZER MIXED	CWT 1202	768	26432	17641	8165
100 U KINGDOM 400 U STATES	CWT 1 1269	1202 11947	332 181252	8833 708342	8166
FERTILIZER MATERIALS N O P 100 U KINGDOM 335 GERMANY W 400 U STATES	CWT 1270	13149	181584	717175	8167
LITHARGE 100 U KINGDOM 400 U STATES	CWT 943 1401	14545 21924	4275 9676	72394 169799	8171
LEAD RED DRY ORANGE MINERAL 100 U KINGDOM 400 U STATES	LB 132880 2000	19054 332	459348 39924	71133 7371	8172
LEAD WHITE DRY 400 U STATES	LB 134880	19386	499272	78504	8173
LEAD WHITE GROUND IN OIL 400 U STATES	LB 2344	36469	13951	242193	8174
ANTIMONY OXIDE 100 U KINGDOM 306 BELGIUM 335 GERMANY W 400 U STATES	LB 5040	1165	100000 10080	22711 2225	8179
LAMP BLACK 100 U KINGDOM 400 U STATES	LB 600 5640	353 1518	43537 197707	11459 47915	8180
TITANIUM OXIDE 100 U KINGDOM 335 GERMANY W 400 U STATES	LB 16620 16620	3473 3473	2240 95926 98166	161 19386 19547	8181
CARBON BLACK 400 U STATES	LB 2318000 3047456	476926 846691	15793410 330 34029764 49823504	3258118 190 4783250 8041558	8182
BONE BLACK AND IVORY BLACK 400 U STATES	LB 2477372 2477372	171298 171298	27513729 27513729	1764650 1764650	8183
BLANC FIXE 100 U KINGDOM 306 BELGIUM 335 GERMANY W 400 U STATES	LB 17454 17454	3074 3074	123324 123324	22103 22103	8184
BRONZE POWDER 100 U KINGDOM 335 GERMANY W 400 U STATES	LB 15356 12000	981 445	28564 52000 167671 155535	4043 1879 5150 14218	8185
LITHOPDNE 100 U KINGDOM 306 BELGIUM 335 GERMANY W 354 NETHRLNDS 400 U STATES	LB 72356 187	5786 175	403770 405 3389 10501	25290 381 2140 13552	8186
OXIDE OF COBALT 100 U KINGDOM 400 U STATES	LB 2302 124800	2961 8446	14295 505200 40000	16073 35174 2396	8187
OXIDE OF COPPER 100 U KINGDOM 400 U STATES	LB 79960 40000 63500	6043 2340 5304	313469 153069 804596	21329 8918 65497	8188
OXIDES FILLERS COLOURS DRY NOP 100 U KINGDOM 318 DENMARK 327 FRANCE 335 GERMANY W 354 NETHRLNDS 372 SPAIN 376 SWITZRLND 400 U STATES	LB 308260 1000 1000	22133 1986 1986	1816334 2000 4000	133314 2764 8770	8189
PARIS GREEN DRY 400 U STATES	LB 15809 690	5959 359	121569 11140	51673 10470	8190
SATIN WHITE 400 U STATES	LB 16499 100749	6318 28719	132709 791243	62143 253095	8191
ULTRAMARINE BLUE DRY OR PULP 100 U KINGDOM 400 U STATES	LB 2646 125428	4686 7066	43901 657599	24614 41696	8192
	LB 44011 55 421801	953 182 194494	303592 550 4572733	6402 1310 1925065	
	LB 694690	236100	6369853	2252515	
	LB 34000		34000	9393	
	LB 87521	1454	700479	11750	
	LB 87521	1454	700479	11750	
	LB 4520	899	141017	27395	
	LB 15250	4109	101270	28662	
	LB 19770	5008	242287	56057	

IMPORTS INTO CANADA FOR CONSUMPTION

Articles and Countries from which Imported	MONTH OF AUGUST 1957		EIGHT MONTHS ENDED AUGUST 1957		Class Number
	Quantities	Values (\$)	Quantities	Values (\$)	
ZINC WHITE OXIDE	LB				8193
100 U KINGDOM	27400	2685	89800	9921	
400 U STATES	91697	13355	1013222	140594	
	119097	16040	1103022	150515	
OXIDE OF TIN	LB				8194
100 U KINGDOM	1008	922	30996	28975	
400 U STATES			200	209	
	1008	922	31196	29184	
OCHRES SIENNAS AND UMBERS	LB				8201
100 U KINGDOM	8250	308	100930	3051	
335 GERMANY W			10230	4374	
372 SPAIN			22000	455	
375 SWEDEN			46973	1256	
400 U STATES	242330	7681	1245245	46862	
	250580	7989	1425378	55998	
PUTTY	LB				8202
100 U KINGDOM			5734	522	
400 U STATES	105702	13316	475566	75746	
	105702	13316	481300	76268	
ARTISTS AND CHILDRENS COLOURS					8211
100 U KINGDOM		31975		223955	
306 BELGIUM				133	
327 FRANCE				1914	
335 GERMANY W		330		4472	
347 JAPAN		210		2452	
354 NETHRLNDS				1595	
400 U STATES		42581		216501	
		75096		451022	
GOLD LIQUID PAINT					8212
400 U STATES		609		7378	
		609		7378	
LIQUID FILLERS AND PAINTS NOP	GAL				8213
100 U KINGDOM	1729	6866	10421	42968	
236 NEW ZEAL			120	777	
306 BELGIUM			681	1929	
318 DENMARK			120	546	
335 GERMANY W	194	763	1075	3036	
344 ITALY			150	450	
347 JAPAN	73	107	109	202	
354 NETHRLNDS			52	438	
359 NORWAY	540	2380	760	3299	
375 SWEDEN			5	85	
376 SWITZRLND	90	173	180	320	
400 U STATES	59955	230434	425431	1592020	
	62581	240723	439104	1646070	
SPIRIT VARNISHES AND LACQUERS	GAL				8214
100 U KINGDOM	148	772	1358	9263	
318 DENMARK			50	232	
335 GERMANY W	891	5429	1715	11073	
376 SWITZRLND	44	290	172	1355	
400 U STATES	6969	36394	56347	269893	
	8052	42885	59642	291816	
STAINS AND OXIDES	LB				8215
100 U KINGDOM	6970	3244	17214	15997	
335 GERMANY W			465	333	
400 U STATES	20449	17927	228121	198000	
	27419	21171	245800	214330	
VARNISHES LACQUERS JAPANS NOP	GAL				8216
100 U KINGDOM	302	1331	2178	8451	
318 DENMARK			165	464	
327 FRANCE			29	139	
335 GERMANY W	22	69	39	521	
354 NETHRLNDS	95	283	165	509	
375 SWEDEN			440	1097	
400 U STATES	36574	68618	209175	560041	
	36993	70301	212191	571222	
ALCOHOLIC PERFUMES UNDER 4 OZ					8221
100 U KINGDOM		4289		22829	
231 HONG KONG				144	
316 CUBA		59		113	
327 FRANCE		21055		149546	
335 GERMANY W		3763		27151	
344 ITALY		96		3412	
354 NETHRLNDS				609	
372 SPAIN				463	
400 U STATES		27414		143358	
		56676		347625	
ALCOHOLIC PERFUMES OVER 4 OZ	GAL				8222
100 U KINGDOM	11	1112	254	17248	
218 MALAYA			16	108	
231 HONG KONG			11	108	
327 FRANCE	10	501	578	24661	
335 GERMANY W	36	970	218	4372	
344 ITALY			10	385	
354 NETHRLNDS			3	271	
400 U STATES	36	371	386	6285	
	93	2954	1476	53438	
PERFUMERY TOILET PREPARATIONS					8224
100 U KINGDOM		14376		61077	
231 HONG KONG				127	
316 CUBA				239	
327 FRANCE		6572		45255	
335 GERMANY W		18823		94206	
344 ITALY		647		6238	
347 JAPAN		53		53	
354 NETHRLNDS				7846	

IMPORTS INTO CANADA FOR CONSUMPTION

155

Articles and Countries from which Imported		MONTH OF AUGUST 1957		EIGHT MONTHS ENDED AUGUST 1957		Class Number
		Quantities	Values (\$)	Quantities	Values (\$)	
	375 SWEDEN		269		683	
	376 SWITZRLND				245	
	400 U STATES		70857		536158	
CASTILE SOAP			111597		752127	
	327 FRANCE	LB 1802	257	6697	1064	8231
	372 SPAIN			2000	305	
	400 U STATES		2004	7742	2886	
COMMON OR LAUNDRY SOAP			3806	16439	4255	
	100 U KINGDOM	LB		2221	193	8232
	327 FRANCE			28440	3210	
	354 NETHRLNDS			1201	122	
	400 U STATES		44675	646670	92269	
LIQUID SOAP			6182	678532	95794	
	100 U KINGDOM	LB		10043	1724	8234
	400 U STATES		186955	41796	1249692	269236
SOAP POWDERS AND FLAKES			186955	1259735	270960	
	100 U KINGDOM	LB		78600	8596	8235
	354 NETHRLNDS		22620	204	204	
	400 U STATES		2347	2347	204	
TOILET SOAP N O P			287319	4115964	620891	
	100 U KINGDOM		312286	45316	4196911	629691
	305 AUSTRIA				62151	8236
	306 BELGIUM		15693		697	
	318 DENMARK		79		8650	
	327 FRANCE		577		326	
	335 GERMANY W		461		4009	
	344 ITALY		647		6512	
	354 NETHRLNDS		73		222	
	360 ISRAEL		4445		6964	
	372 SPAIN		1800		1800	
	375 SWEDEN		495		1439	
	376 SWITZRLND		277		370	
	389 IRELAND				151	
	400 U STATES		65597		466720	
WHALE OIL SOAP			90144		560288	
	100 U KINGDOM	LB		23240	1294	8237
	400 U STATES		3969	477	18173	2106
SOAP N O P			3969	477	41413	3400
	100 U KINGDOM				7763	8238
	327 FRANCE		634		316	
	335 GERMANY W				1327	
	376 SWITZRLND				603	
	400 U STATES		9557		93496	
ALUM IN BULK NOT CALCINED			10191		103505	
	100 U KINGDOM	CWT		6760	22453	8251
	335 GERMANY W		317	1110	106	755
	354 NETHRLNDS				264	333
	400 U STATES		763	3836	3522	17390
CHLORIDE OF ALUMINUM			1080	4946	10652	40931
	400 U STATES	CWT		15415	221723	8252
SULPHATE OF IRON COPPERAS			1958	29956	15415	221723
	100 U KINGDOM	CWT		1881	2523	8253
	400 U STATES		224	232	11883	18944
SULPHATE OF ALUMINA ALUM CAKE			1320	2152	13764	21467
	100 U KINGDOM	CWT		68211	128270	8254
	335 GERMANY W		45000	85351	8501	14176
	400 U STATES		3636	5956	95625	184437
AMMONIA NITRATE			24401	49735	172337	326883
	100 U KINGDOM	LB		1560	184	8261
	400 U STATES		1000	123	184149	13110
SAL AMMONIAC			3040	285	185709	13294
	100 U KINGDOM	LB		253615	17096	8262
	335 GERMANY W		82160	5377	48600	1835
	400 U STATES		4400	203	106375	8879
SAL AMMONIAC SKIMMINGS			25080	1763	408590	27810
	306 BELGIUM	LB		88200	6234	8263
	335 GERMANY W		44100	3117	55058	3816
	400 U STATES		11023	759	577093	39239
AMMONIA COMPOUNDS N O P			262365	9717	720351	49289
	100 U KINGDOM	LB		269947	36118	8264
	335 GERMANY W		59854	7467	89301	5307
	354 NETHRLNDS		28990	1188	10571	1742
	400 U STATES		822585	48981	5718088	237469
AMMONIA ANHYDROUS			911429	57636	6087907	280636
	400 U STATES	LB		2205	1111	8265
ANTIMONY SALTS TARTAR EMETIC			3620520	130186	31950625	1157134
	335 GERMANY W	LB		2205	1111	8271
	400 U STATES		3620520	130186	15750	12206
			1400	3996	17955	13317
			1400	3996		

IMPORTS INTO CANADA FOR CONSUMPTION

Articles and Countries from which Imported	MONTH OF AUGUST 1957		EIGHT MONTHS ENDED AUGUST 1957		Class Number
	Quantities	Values (\$)	Quantities	Values (\$)	
ARSENOUS OXIDE ARSEN SULPHIDE 400 U STATES	LB 300	123	900	370	8273
COPPER SUBACETATE PRECIPITATE	LB 300	123	900	370	8274
COPPER SULPHATE 100 U KINGDOM 375 SWEDEN 400 U STATES	LB 30048 43052 73100	2850 5869 8719	888668 6600 632625 1527893	96729 103 117183 214015	8275
TIN BICHLORIDE TIN CRYSTALS 100 U KINGDOM 400 U STATES	LB 270 270	247 247	4000 6878 10878	2653 8168 10821	8277
ZINC CHLORIDE 100 U KINGDOM 400 U STATES	LB 16800 28788 45588	1536 3852 5388	75296 117499 192795	7217 12877 20094	8278
ZINC SULPHATE 100 U KINGDOM 306 BELGIUM 335 GERMANY W 400 U STATES	LB 215912 40000 17550 273462	8123 1637 4032 13792	1238824 154000 244092 2048241	46713 8742 9068 101800	8279
BISMUTH SALTS 100 U KINGDOM 400 U STATES		4653 2399 7052		18009 2399 20408	8291
LEAD ACETATE NOT GROUND 100 U KINGDOM 400 U STATES	LB 15643 400	2755 91	65963 1200	11462 306	8292
LEAD ARSENATE 400 U STATES	LB 16043	2846	67163	11768	8293
LEAD NITRATE NOT GROUND 100 U KINGDOM 400 U STATES	LB 2688 4800 7488	355 1098 1453	122360 27192 149552	17418 6170 23588	8294
COMPOUNDS OF TETRAETHYL LEAD 400 U STATES	LB 655202 655202	233283 233283	4102685 4102685	1472682 1472682	8295
BROMINE 100 U KINGDOM 400 U STATES	LB 1702 1702	1604 1604	432 14033 14465	162 9103 9265	8301
CHLORINE LIQUID CHLORINE GAS 400 U STATES	LB 7688050 7688050	218695 218695	50019400 50019400	1412975 1412975	8303
IODINE CRUDE 312 CHILE 400 U STATES	LB 10033 1430 11463	10485 1592 12077	29999 28691 58690	31568 30049 61617	8304
IODIZED SALTS FOR ANIMALS 400 U STATES		99 99		2213 2213	8305
CALCIUM ARSENATE 400 U STATES	LB 81000		81000	4952 4952	8311
CALCIUM CHLORIDE 335 GERMANY W 400 U STATES	CWT 117308 117308	175614 175614	190 672249 672439	958 976315 977273	8315
CHLORIDE OF LIME 100 U KINGDOM 347 JAPAN 354 NETHRLNDS 400 U STATES	CWT 2187 804 2991	8074 16399 24473	8901 88 110 4822 13921	33538 1214 341 91193 126286	8316
CALCIUM MOLYBOATE 400 U STATES	LB 149674		149674	273323 273323	8318
CALCIUM COMPDS NOP EXC CITRATE 100 U KINGDOM 318 DENMARK 327 FRANCE 344 ITALY 354 NETHRLNDS 359 NORWAY 376 SWITZRLND 400 U STATES	LB 1780 198 220 55000 2200 449968 509366	654 57 1000 11468 3283 51382 67844	164693 231 1471 660 243340 20000 35531 3636211 4102137	28601 220 1709 1824 52621 543 34338 386863 506719	8319
CREAM OF TARTAR IN CRYSTALS 100 U KINGDOM 344 ITALY 400 U STATES	LB 26208 34087 287 60582	7134 7261 395 14790	80528 91609 287 172424	22379 20654 395 43428	8322
POTASH ANO PEARL ASH 335 GERMANY W 400 U STATES	LB 44830 44830	3526 3526	49583 337456 387039	4383 28323 32706	8323
POTASH BICARBONATE 100 U KINGDOM	LB 1120		1120	143 143	8325
POTASH BICHROMATE CRUDE 100 U KINGDOM	LB 32600		32600	4856	8326

IMPORTS INTO CANADA FOR CONSUMPTION

Articles and Countries from which Imported		MONTH OF AUGUST 1957		EIGHT MONTHS ENDED AUGUST 1957		Class Number
		Quantities	Values (\$)	Quantities	Values (\$)	
	400 U STATES	2205 37400 39605	452 6245 6697	15231 232840 280671	2317 39254 46427	
POTASH CAUSTIC		LB				8327
	100 U KINGDOM			6638	594	
	327 FRANCE	6614	654	137152	13786	
	335 GERMANY W	48016	4174	184877	16071	
	354 NETHRLNDS			18551	1662	
	375 SWEDEN			8500	1834	
	400 U STATES	617367	27440	4814455	201779	
POTASH CHLORATE GROUND		671997	32268	5170173	235726	
		LB				8329
	376 SWITZRLNO			76646	10248	
	400 U STATES	325	133	28069	5232	
POTASH RED OR YELLOW PRUSSIAE		325	133	104715	15480	
		LB				8330
	335 GERMANY W	2000	686	8000	2504	
	354 NETHRLNDS			4480	1279	
	400 U STATES			5028	2343	
POTASH NITRATE OR SALTPETRE		2000	686	17508	6126	
		LB				8331
	100 U KINGDOM	441	161	24363	2095	
	335 GERMANY W	55115	2673	470037	24317	
	390 GERMANY E			44532	2910	
	400 U STATES			5875	1046	
POTASH COMPOUNDS N O P		55556	2834	544807	30368	
		LB				8332
	100 U KINGDOM	25375	5957	130902	31499	
	327 FRANCE			1596	880	
	335 GERMANY W	49810	4709	85366	8938	
	354 NETHRLNDS	40096	4926	188077	31174	
	400 U STATES	398783	46816	2658267	326983	
CLEANING COMPOUNDS SODIUM BASE		514064	62408	3064208	399474	
		LB				8337
	100 U KINGDOM			11892	1539	
	400 U STATES	1519174	188808	11552508	1452372	
SODA BENZOATE		1519174	188808	11564400	1453911	
		LB				8338
	354 NETHRLNDS			10000	2904	
	400 U STATES	4000	1306	24700	3127	
SODA BROMIDE		4000	1306	34700	6031	
		LB				8339
	100 U KINGDOM			29721	9714	
	318 DENMARK	1815	401	1815	401	
	400 U STATES	800	256	6735	2311	
SODA CITRATE		2615	657	38271	12426	
		LB				8340
	400 U STATES	388	405	5388	1947	
BAKING POWDER		388	405	5388	1947	
		LB				8341
	335 GERMANY W			5469	1548	
BORAX				5469	1548	
		LB				8342
	400 U STATES	1662139	49513	13891828	403446	
GLAUBER SALTS		1662139	49513	13891828	403446	
		LB				8343
	100 U KINGDOM			4383	309	
	335 GERMANY W	220462	2403	701800	9912	
	376 SWITZRLND			500	74	
	400 U STATES	60500	1097	1393675	25026	
SODA ARSENIATE BINARSENIATE		280962	3500	2100358	35321	
		LB				8344
	100 U KINGDOM	11200	993	67200	5703	
	400 U STATES	5880	3358	42680	23413	
SODA ASH OR BARILLA		17080	4351	109880	29116	
		LB				8345
	100 U KINGDOM	448000	9724	18365416	273960	
	400 U STATES	7854725	148897	112053335	1835562	
SODA BICARBONATE		8302725	158621	130418751	2109522	
		LB				8346
	100 U KINGDOM	726500	13585	3615500	66539	
	400 U STATES	647560	15974	6301293	157690	
SODA BICHRIMATE		1374060	29559	9916793	224229	
		LB				8347
	100 U KINGDOM	23000	2614	1186555	140873	
	207 UN SO AFR			71800	9164	
	335 GERMANY W	22000	2503	110115	12376	
	365 POLAND			39518	3729	
	400 U STATES	385690	43600	2526671	297231	
SODA BISULPHATE OR NITRE CAKE		430690	48717	3934659	463373	
		LB				8348
	100 U KINGDOM			20000	572	
	400 U STATES	171670	2951	2384175	59411	
SODA BISULPHITE		171670	2951	2404175	59983	
		LB				8349
	100 U KINGDOM	5600	324	133464	6905	
	335 GERMANY W			20000	804	
	354 NETHRLNDS			4408	237	
	400 U STATES	200	57	413900	18024	
SODA CAUSTIC IN PACKAGES		5800	381	571772	25970	
		LB				8350
	100 U KINGDOM			70924	3235	
	327 FRANCE			12072	517	
	375 SWEDEN			12000	1856	
	400 U STATES	638151	30914	12609987	479072	
		638151	30914	12704983	484680	

IMPORTS INTO CANADA FOR CONSUMPTION

Articles and Countries from which Imported	MONTH OF AUGUST 1957		EIGHT MONTHS ENDED AUGUST 1957		Class Number
	Quantities	Values (\$)	Quantities	Values (\$)	
SODA CAUSTIC IN SOLUTION	LB				
400 U STATES	24 672 300	3 271 09	146 328 346	189 229 6	8 352
SODA CHLORATE	LB				
400 U STATES			520	187	8 353
			520	187	
SODIUM CYANIDE	LB				
100 U KINGDOM	61 550 9	7 625 0	40 590 51	5 113 25	8 354
335 GERMANY W	132 000	17 392	61 800 0	8 331 2	
354 NETHRLNDS	52 700	7 112	52 700	7 112	
400 U STATES	40 000	5 898	134 000	2 293 6	
	84 020 9	10 665 2	486 375 1	62 468 5	
SODIUM GLUTAMATE	LB				
313 CHINA	5 000	4 877	15 000	14 678	8 355
347 JAPAN	2 000	1 607	942 1	10 036	
400 U STATES	3 446 9	39 802	2 373 75	26 196 8	
	4 146 9	4 628 6	2 617 9 6	28 668 2	
SODA HYPOSULPHITE	LB				
100 U KINGDOM	3 840 0	1 245	25 568 0	8 598	8 356
400 U STATES	84 100	5 927	41 711 8	26 991	
	122 500	7 172	67 279 8	35 589	
SODA NITRITE	LB				
100 U KINGDOM	192 640	7 896	61 748 0	26 044	8 357
335 GERMANY W	4 409	193	97 004	3 738	
400 U STATES	7 200	767	16 450	1 994	
	20 424 9	8 856	73 093 4	31 776	
SODA PEROXIDE	LB				
100 U KINGDOM	60 000	8 326	36 686 8	48 275	8 358
400 U STATES	23 178	4 700	27 253 0	50 864	
	83 178	13 026	63 939 8	99 139	
SODA PHOSPHATE N O P	LB				
100 U KINGDOM	1 120	1 187	7 776	4 715	8 359
335 GERMANY W			23 10	381	
400 U STATES	54 862 0	5 162 7	39 856 8 6	39 223 9	
	54 974 0	5 281 4	39 957 7 2	39 733 5	
SODA PRUSSATE	LB				
306 BELGIUM			30 000	3 420	8 360
335 GERMANY W			81 492	7 864	
390 GERMANY E			110 230	11 828	
400 U STATES			90 000	11 956	
			311 722	35 068	
SODA SAL	LB				
100 U KINGDOM	40 000	589	40 000	589	8 361
400 U STATES			3 600	234	
	40 000	589	43 600	823	
SODA SILICATE	LB				
100 U KINGDOM	105 600	3 020	64 536 1	19 013	8 362
400 U STATES	45 900 0	24 960	410 781 6	19 690 8	
	56 460 0	27 980	475 317 7	21 592 1	
SODA SULPHATE CRUDE SALT CAKE	LB				
100 U KINGDOM			67 200 00	5 748 5	8 363
400 U STATES	3 808 280	34 470	27 264 464	23 999 0	
	3 808 280	34 470	33 984 464	29 747 5	
SODA SULPHIDE	LB				
100 U KINGDOM	1 344 0	651	39 238 0	1 635 1	8 364
400 U STATES	23 590 0	12 040	15 705 04	7 843 5	
	24 934 0	12 691	19 628 84	9 478 6	
SODA SULPHITE	LB				
100 U KINGDOM	89 600 0	17 945	44 361 00	8 841 0	8 365
335 GERMANY W	10 000	463	10 000	463	
400 U STATES	13 525 0	6 368	23 842 30	7 986 4	
	104 125 0	24 776	68 303 30	16 877 7	
SODIUM COMPOUNDS N O P	LB				
100 U KINGDOM	19 198 1	31 137	11 910 40	18 577 2	8 366
305 AUSTRIA	22 046	2 566	22 046	2 566	
317 CZECHO S	1 080 3	360	3 284 9	1 407	
318 DENMARK	5 254 8	1 914	18 254 8	8 228	
327 FRANCE			6 670 3	1 859 5	
335 GERMANY W	9 894 7	21 110	35 402 0	7 132 5	
347 JAPAN			1 100	1 181	
354 NETHRLNDS			27 000	1 221 6	
372 SPAIN			62 125	2 518	
375 SWEDEN	40 000	6 333	8 639 3	20 159	
376 SWITZRLND	187	402	297	1 029	
400 U STATES	1 685 902	119 363	12 320 960	90 921 0	
	21 024 14	183 185	14 347 081	123 420 6	
SODA PHOSPHATE DISODIUM	LB				
400 U STATES	7 750	593	7 125 0	5 652	8 367
	7 750	593	7 125 0	5 652	
SODA PHOSPHATE TRISODIUM	LB				
400 U STATES	29 000	1 357	5 187 67	2 652 0	8 368
	29 000	1 357	5 187 67	2 652 0	
SODA FLUORIDE	LB				
100 U KINGDOM	10 460 0	11 861	45 932 4	5 184 2	8 369
400 U STATES	8 650	1 898	38 413	8 334	
	11 325 0	13 759	49 773 7	60 176	
SODA ANTIMONATE	LB				
400 U STATES	4 000 0	10 108	16 100 0	41 282	8 370
	4 000 0	10 108	16 100 0	41 282	
ACID PHOSPHATE NOT MEDICINAL	LB				
100 U KINGDOM			24 600	3 746	8 371
400 U STATES	15 856 0	14 503	11 683 37	10 928 7	
	15 856 0	14 503	11 929 37	11 303 3	
BARIUM PEROXIDE	LB				
					8 372

IMPORTS INTO CANADA FOR CONSUMPTION

Articles and Countries from which Imported	MONTH OF AUGUST 1957		EIGHT MONTHS ENDED AUGUST 1957		Class Number
	Quantities	Values (\$)	Quantities	Values (\$)	
HYDROGEN PEROXIDES IN SOLUTION 400 U STATES	LB 186953	35503	1822884	379484	8373
	186953	35503	1822884	379484	
MAGNESIUM CARBONATE 100 U KINGDOM 400 U STATES	LB 73350 6100	5096 527	361652 23050	24468 2201	8374
	79450	5623	384702	26669	
MAGNESIUM SALTS COMPOUNDS N O P 100 U KINGDOM 335 GERMANY W 354 NETHRLNDS 400 U STATES	LB 16150 25379 188919	7802 2941 20885	149581 46902 7350536	53028 1838 203800	8375
	230448	31628	7594444	261914	
MAGNESIUM SULPHATE EPSOM SALTS 100 U KINGDOM 335 GERMANY W 354 NETHRLNDS 400 U STATES	LB 7220 313000	285 2794	51458 1614656	2042 14346	8376
	69000	1536	1308200	148	
	389220	4615	2985249	26748	
MERCURY SALTS 100 U KINGDOM 400 U STATES				11231 2433	8377
		616		13664	
PHOSPHORUS AND COMPOUNDS N O P 100 U KINGDOM 400 U STATES	LB 7753	1310	11 144212	62 24398	8378
	7753	1310	144223	24460	
RADIUM 100 U KINGDOM 306 BELGIUM 400 U STATES		4940		19796 216006	8379
		13563		45154	
		18503		280956	
MOLYBDENUM OXIDE 400 U STATES	LB		354178	245437	8380
			354178	245437	
ETHYL CHLORIDE 335 GERMANY W 400 U STATES	LB 800	397	1332	650	8388
	1662949	107435	15617099	1077345	
	1663749	107832	15618431	1077925	
ACETONE 400 U STATES		800		9111	8389
		800		9111	
ETHYLENE DICHLORIDE 400 U STATES	LB		41126	3875	8390
			41126	3875	
AMYL ACETATE 100 U KINGDOM 400 U STATES				415 14528	8391
		445		14943	
BLACKING SHOE LEATHER DRESSING 100 U KINGDOM 306 BELGIUM 327 FRANCE 335 GERMANY W 344 ITALY 354 NETHRLNDS 375 SWEDEN 376 SWITZRLND 400 U STATES		9035		38911 334 514 790 984 12011 1831	8392
		195		14607	
		3762		868447	
		417		938429	
		251			
		107512			
		121172			
BLUEING LAUNDRY 100 U KINGDOM 400 U STATES				46463 13067	8393
		803		59530	
CAMPHOR NATURAL OR SYNTHETIC 100 U KINGDOM 335 GERMANY W 393 TAIWAN 400 U STATES	LB 4000 4410	1649 1959	12270 15432	5081 6880	8394
	10150	6188	1000	381	
	18560	9796	28061	17672	
			56763	30014	
CARBON BISULPHIDE N O P 400 U STATES	LB 216	94	33590	2661	8395
	216	94	33590	2661	
CARBON TETRACHLORIDE 335 GERMANY W 400 U STATES	LB		73127	5972	8396
			12168	1778	
			85295	7750	
CHLOROFORM 100 U KINGDOM 335 GERMANY W 400 U STATES	LB		650	349	8397
			3080	457	
	6165	1945	194519	36338	
	6165	1945	198249	37144	
CYANIDE OF POTASSIUM 100 U KINGDOM 335 GERMANY W 400 U STATES	LB 16240	5329	109616	34676	8398
			42995	13973	
	5000	1849	31865	12383	
	21240	7178	184476	61032	
ETHYLENE GLYCOL FOR ANTIFREEZE 400 U STATES	LB 523493	55883	523493	55883	8399
	523493	55883	523493	55883	
ETHYLENE GLYCOL N O P 400 U STATES	LB 2000	312	32395	5914	8400
	2000	312	32395	5914	
FORMALDEHYDE 100 U KINGDOM 400 U STATES	LB		2400	96	8401
	463247	17992	4928210	190536	
	463247	17992	4930610	190632	

IMPORTS INTO CANADA FOR CONSUMPTION

Articles and Countries from which Imported	MONTH OF AUGUST 1957		EIGHT MONTHS ENDED AUGUST 1957		Class Number
	Quantities	Values (\$)	Quantities	Values (\$)	
GLYCERINE CRUDE	LB				8402
304 ARGENTINA	236079	31892	236079	31892	
400 U STATES	524280	89774	2791310	472584	
	760359	121666	3027389	504476	
GLYCERINE FOR EXPLOSIVES	LB				8403
100 U KINGDOM			504000	108114	
400 U STATES	161780	39780	1184840	300404	
	161780	39780	1688840	408518	
GLYCERINE N O P	LB				8404
335 GERMANY W			31102	8208	
400 U STATES			144208	40646	
			175310	48854	
INK PRINTING	LB				8405
100 U KINGDOM	41547	19878	370111	167852	
305 AUSTRIA			7872	2717	
318 DENMARK	235	180	6104	4396	
335 GERMANY W	6301	3749	34694	22415	
347 JAPAN			724	454	
400 U STATES	102097	62348	1051676	548224	
	150180	86155	1471181	746058	
INK ROTOGRAVURE	LB				8406
400 U STATES	84425	21802	652624	170552	
	84425	21802	652624	170552	
INK WRITING					8407
100 U KINGDOM		493		2805	
231 HONG KONG				128	
335 GERMANY W		102		951	
400 U STATES		9622		80172	
		10217		84056	
NAPHTHALENE FLAKES AND BALLS	LB				8408
100 U KINGDOM			22400	1950	
306 BELGIUM	336223	17140	570781	31098	
335 GERMANY W	66069	4465	214900	15256	
354 NETHRLNDS	296555	14432	689419	43951	
400 U STATES	623	130	13263	1582	
	699470	36167	1510763	93837	
NITROUS ETHER	GAL				8409
100 U KINGDOM			17	116	
400 U STATES			10	173	
			27	269	
CHEMICALS FOR SYNTHETIC RESINS	LB				8410
335 GERMANY W	4409	1105	4409	1105	
400 U STATES	41000	10552	655252	164208	
	45409	11657	659661	165313	
SULPHURIC ETHER	LB				8411
100 U KINGDOM			1907	990	
400 U STATES	6415	4956	330481	59850	
	6415	4956	332388	60840	
THEOBROMINE DIMETHYL SULPHATE	LB				8412
POLISH KNIFE OR OTHER N O P					8413
100 U KINGDOM		396		15239	
234 AUSTRALIA				69	
318 DENMARK				143	
335 GERMANY W		161		5818	
354 NETHRLNDS				1618	
359 NORWAY				54	
375 SWEDEN				545	
400 U STATES		28056		339269	
		28613		362755	
VANILLIN	LB				8414
100 U KINGDOM	500	2247	6150	25587	
335 GERMANY W			672	3560	
400 U STATES	10	55	370	1107	
	510	2302	7192	30254	
ALL OTHER DRUGS CHEMICALS N O P					8415
100 U KINGDOM		373437		3013130	
207 UN SO AFR				1064	
220 BERMUDA				4424	
231 HONG KONG		2284		26477	
234 AUSTRALIA				2436	
236 NEW ZEAL				15544	
305 AUSTRIA		1050		1442	
306 BELGIUM		6311		19258	
314 COLOMBIA				1070	
317 CZECHO S				3236	
318 DENMARK		8666		57119	
327 FRANCE		9590		329139	
335 GERMANY W		84704		572272	
344 ITALY		1132		23184	
347 JAPAN		1193		30406	
352 MEXICO				5657	
353 MOROCCO				3100	
354 NETHRLNDS		13037		100771	
359 NORWAY				1342	
365 POLAND		161		161	
372 SPAIN		1394		1794	
375 SWEDEN		7259		25949	
376 SWITZRLND		101967		455975	
381 ALASKA				191	
387 VENEZUELA				882	
400 U STATES		4619588		38403096	
		5231773		43099119	
PHTHALIC ANHYORIDE	LB				8416
305 AUSTRIA			44092	7593	
306 BELGIUM			145600	21370	

IMPORTS INTO CANADA FOR CONSUMPTION

161

Articles and Countries from which Imported	MONTH OF AUGUST 1957		EIGHT MONTHS ENDED AUGUST 1957		Class Number
	Quantities	Values (\$)	Quantities	Values (\$)	
327 FRANCE	66046	9018	584114	80936	
335 GERMANY W	296727	46724	514815	81314	
344 ITALY	407345	56883	2270064	335161	
354 NETHRLNDS			11023	1586	
365 POLAND			169363	23077	
400 U STATES	92200	18102	399080	80930	
	862318	130727	4138151	631967	
MATERIALS NOP FOR PLASTICS					
100 U KINGDOM				7577	8422
207 UN SO AFR				4288	
335 GERMANY W		37643		153040	
354 NETHRLNDS				4724	
376 SWITZRLND				318	
400 U STATES		837133		6089254	
		874776		6259201	
CASINGS SYNTHETIC FOR MEATS	LB				8423
335 GERMANY W	893	971	5477	7752	
400 U STATES	36958	45823	219837	289383	
	37851	46794	225314	297135	
TUNGSTEN CARBIDE IN TUBES					
400 U STATES		15935		89619	8425
		15935		89619	
BUTADIENE					
400 U STATES		705402		4335228	8428
		705402		4335228	
ETHYL BENZENE	GAL				8429
GASOLINE ANTI OXIDANTS	LB				8430
400 U STATES	73205	64549	332252	258014	
	73205	64549	332252	258014	
SYNTHETIC RESIN GLUE	LB				8431
100 U KINGDOM			3658	430	
335 GERMANY W	771	275	6937	3039	
344 ITALY			2664	1855	
354 NETHRLNDS			132	60	
400 U STATES	189557	65456	1673763	542190	
	190328	65731	1687154	547574	
RIBOFLAVIN					
376 SWITZRLND				20683	8432
400 U STATES		27484		219774	
		27484		240457	
YEAST DEAD OR INACTIVE	LB				8433
400 U STATES	27710	9453	306965	76652	
	27710	9453	306965	76652	
CATALYSTS PETROLEUM REFINING					
100 U KINGDOM		28501		82102	8434
400 U STATES		968819		4958034	
		997320		5040136	
FATTY ALCOHOLS					
335 GERMANY W		267		74302	8435
354 NETHRLNDS				1054	
400 U STATES		56861		579398	
		57128		654754	
MATERIALS NOP FOR CHROM OXIDE					
FLUORESCENT COATING OR POWDER	LB				8437
100 U KINGDOM	187	1923	187	1923	
400 U STATES	7552	33480	69716	259184	
	7739	35403	69903	261107	
CELLULOSE ESTERS NO ADMIXTURE					
100 U KINGDOM				385	8500
347 JAPAN				163	
400 U STATES		152229		1255967	
		152229		1256515	
CELLULOSE COMPODS MOULDING ETC					
100 U KINGDOM				14028	8530
400 U STATES		77200		635046	
		77200		649074	
CELLULOSE PLASTICS FOAMD EXPND					
318 DENMARK				288	8550
335 GERMANY W				10730	
400 U STATES		22573		56457	
		22573		67475	
CELLULOSE COMPOUNDS N O P					
400 U STATES		4469		39312	8570
		4469		39312	
CELLULOSE PLASTIC PRIM SHAPES					
100 U KINGDOM		3297		20526	8600
335 GERMANY W		936		7358	
344 ITALY		4436		13009	
376 SWITZRLND				1310	
400 U STATES		102175		1082310	
		110844		1124513	
CELLUL PLAST SHAPES REINFORCED					
100 U KINGDOM				4303	8630
335 GERMANY W				4152	
400 U STATES		11790		217492	
		11790		225947	
LAMINATD MOULDED CELL PLASTICS					
100 U KINGDOM		761		8479	8650
400 U STATES		12351		132778	
		13112		141257	
CELL NITRATE ENGRAVING SHEETS					
100 U KINGDOM		326		1063	8670
335 GERMANY W		982		6907	

IMPORTS INTO CANADA FOR CONSUMPTION

Articles and Countries from which Imported	MONTH OF AUGUST 1957		EIGHT MONTHS ENDED AUGUST 1957		Class Number
	Quantities	Values (\$)	Quantities	Values (\$)	
400 U STATES		945		64201	
MFRS OF CELLULOSE PLASTICS NOP		2253		72171	
100 U KINGDOM		7971		102904	8700
231 HONG KONG		158		727	
305 AUSTRIA				262	
306 BELGIUM				1308	
322 EGYPT				176	
326 FINLAND				100	
327 FRANCE		130		1834	
335 GERMANY W		3456		10721	
344 ITALY				867	
347 JAPAN		73		3559	
354 NETHRLNDS				547	
359 NORWAY				101	
375 SWEDEN		930		4386	
376 SWITZRLND				135	
400 U STATES		129193		1135490	
MFRS OF REGEN CELLULOSE NOP		141911		1263117	
100 U KINGDOM		156845		388214	8720
231 HONG KONG		970		2434	
305 AUSTRIA		731		2699	
318 DENMARK				212	
327 FRANCE				1023	
335 GERMANY W		127		1977	
344 ITALY				206	
347 JAPAN				1972	
359 NORWAY				280	
375 SWEDEN		445		11283	
376 SWITZRLND		351		6522	
400 U STATES		84537		890481	
SYNTHETIC RESINS NO ADMIXTURE		244006		1307303	
100 U KINGDOM		17019		87958	8750
327 FRANCE		6343		39518	
335 GERMANY W		1895		54617	
344 ITALY				24395	
359 NORWAY		1255		4652	
376 SWITZRLND		139		1830	
400 U STATES		1355356		13163415	
SYNTHETIC RESINS IN SOLUTIONS		1382007		13376385	
100 U KINGDOM				1352	8770
327 FRANCE		9018		12781	
335 GERMANY W				44970	
400 U STATES		361765		3140142	
SYNTH RESIN COMPODS MOULDNG ETC		370783		3199245	
100 U KINGDOM		23320		176056	8800
335 GERMANY W		220		17252	
344 ITALY				3735	
354 NETHRLNDS		1030		1030	
400 U STATES		307528		2609129	
SYNTH RESINS FOAMED EXPANDED		332098		2807802	
100 U KINGDOM				64	8830
335 GERMANY W		10080		121321	
354 NETHRLNDS		642		1726	
400 U STATES		58146		481462	
SYNTH RESIN COMPOSITIONS NOP		68868		604573	
100 U KINGDOM		515		1368	8850
335 GERMANY W		255		2904	
344 ITALY				625	
400 U STATES		110564		1540880	
SYNT OR PROT PLAST PRIM SHAPES		111334		1545777	
100 U KINGDOM		56555		460899	8870
335 GERMANY W		32718		184321	
344 ITALY				9881	
347 JAPAN		71		1302	
354 NETHRLNDS				289	
372 SPAIN				1200	
400 U STATES		714198		5845540	
SYNTH RESIN SHAPES REINFORCED		803542		6503432	
100 U KINGDOM		13848		46551	8900
306 BELGIUM				3502	
335 GERMANY W				945	
400 U STATES		217873		1279499	
LAMIN PLASTICS SYN RES BONDED		231721		1330497	
100 U KINGDOM		2085		26230	8930
400 U STATES		82273		535789	
MFRS OF SYNT RES OR PROT PLAST		84358		562019	
100 U KINGDOM		44904		304046	8950
215 INDIA		679		679	
224 JAMAICA				108	
231 HONG KONG		3448		7275	
234 AUSTRALIA				334	
305 AUSTRIA		209		3940	
306 BELGIUM				3082	
317 CZECHO S				1978	
318 DENMARK		268		8257	

IMPORTS INTO CANADA FOR CONSUMPTION

Articles and Countries from which Imported	MONTH OF AUGUST 1957		EIGHT MONTHS ENDED AUGUST 1957		Class Number
	Quantities	Values (\$)	Quantities	Values (\$)	
327 FRANCE		4 323		2 204 6	
335 GERMANY W		2 288 8		12 197 7	
344 ITALY		4 921		3 478 3	
347 JAPAN		9 195		5 237 1	
354 NETHRLNDS		2 649		6 511	
359 NORWAY				3 389	
375 SWEDEN		3 56		2 828	
376 SWITZRLND		1 837		5 764	
381 ALASKA				75	
384 P RICO		903		1 913 5	
400 U STATES		1 258 733		10 073 826	
		1 355 313		10 672 404	

IMPORTS INTO CANADA FOR CONSUMPTION

Articles and Countries from which Imported	MONTH OF AUGUST 1957		EIGHT MONTHS ENDED AUGUST 1957		Class Number
	Quantities	Values (\$)	Quantities	Values (\$)	
<u>GROUP 9</u>					
<u>MISCELLANEOUS COMMODITIES</u>					
FILM FOR REPRODUCTION	FEET				
100 U KINGDOM	8692	397	255631	13061	9000
400 U STATES	321579	18025	2868653	179560	
	330271	18422	3124284	192621	
BAGATELLE OR OTHER GAME BOARDS					9001
100 U KINGDOM		15002		42119	
231 HONG KONG				400	
327 FRANCE				782	
335 GERMANY W		53		631	
344 ITALY				144	
347 JAPAN		162		275	
354 NETHRLNDS		329		1276	
375 SWEDEN		63		63	
376 SWITZRLND		1303		1303	
400 U STATES		106423		525103	
		123335		572096	
BALLS CUES CUE RACKS CUE TIPS					9002
100 U KINGDOM		1312		22876	
327 FRANCE				4656	
335 GERMANY W				1278	
347 JAPAN		122		122	
400 U STATES		939		4856	
		2373		33788	
BILLIARD TABLES	NO				9003
100 U KINGDOM	1	133	4	792	
400 U STATES	20	1366	75	4164	
	21	1499	79	4956	
BALLS TENNIS	DOZ				9004
100 U KINGDOM	24	53	22621	51130	
400 U STATES			107	512	
	24	53	22728	51642	
BALLS ALL KINDS NOP FOR SPORTS					9005
100 U KINGDOM		12229		50365	
215 INDIA				1592	
216 PAKISTAN		110		2392	
231 HONG KONG				229	
234 AUSTRALIA		447		3708	
236 NEW ZEAL				96	
306 BELGIUM				6760	
317 CZECHO S				304	
327 FRANCE		1353		3216	
335 GERMANY W				2272	
340 HUNGARY		102		296	
344 ITALY				1807	
347 JAPAN		1510		6161	
354 NETHRLNDS		1715		9425	
376 SWITZRLND		204		204	
400 U STATES		30867		190728	
		48537		279555	
FILMS X RAY					9006
100 U KINGDOM		115486		796982	
306 BELGIUM		121609		382190	
344 ITALY		116		8899	
400 U STATES		30311		946035	
		267522		2134106	
GUN COVERS GAME BAGS					9007
100 U KINGDOM				86	
347 JAPAN		94		1098	
400 U STATES		5500		16490	
		5594		17674	
CRICKET BATS BALLS GLOVES					9008
100 U KINGDOM		242		11317	
215 INDIA				164	
234 AUSTRALIA				623	
		242		12104	
DOLLS					9009
100 U KINGDOM		14469		53863	
224 JAMAICA				237	
231 HONG KONG		6007		24718	
305 AUSTRIA		51		281	
327 FRANCE		1476		2860	
335 GERMANY W		2682		12106	
344 ITALY		3823		32504	
347 JAPAN		6791		47672	
360 ISRAEL		547		547	
365 POLAND		860		4408	
376 SWITZRLND				96	
389 IRELAND				68	
400 U STATES		18875		93584	
		55581		272944	
FILMS PHOTOGRAPHERS					9010
100 U KINGDOM		41499		238674	
306 BELGIUM		56319		295577	
327 FRANCE		1389		2871	
335 GERMANY W		142		18372	
347 JAPAN				1129	
400 U STATES		410680		3122123	
		510029		3678746	

IMPORTS INTO CANADA FOR CONSUMPTION

165

Articles and Countries from which Imported	MONTH OF AUGUST 1957		EIGHT MONTHS ENDED AUGUST 1957		Class Number
	Quantities	Values (\$)	Quantities	Values (\$)	
FILMS CINEMATOGRAPH POSITIVES	FEET				9011
100 U KINGDOM	304278	23722	3230898	259697	
207 UN SO AFR			1100	88	
215 INDIA			5738	459	
218 MALAYA			160	400	
224 JAMAICA	8000	200	8000	200	
231 HONG KONG			700	56	
234 AUSTRALIA	844	68	33301	3206	
305 AUSTRIA			5100	408	
306 BELGIUM	7165	573	48544	3375	
317 CZECHO S			6613	520	
322 EGYPT			4700	312	
326 FINLAND			3862	309	
327 FRANCE	807674	59390	4422351	271012	
335 GERMANY W	49774	4509	110609	9286	
340 HUNGARY			4080	326	
343 IRAQ			2100	168	
344 ITALY	36981	2958	306044	23492	
347 JAPAN	1600	213	23912	1979	
354 NETHRLNDS			8495	838	
359 NORWAY			4100	328	
360 ISRAEL			1800	144	
372 SPAIN			12598	389	
375 SWEDEN			1220	1634	
376 SWITZRLND			30440	1275	
380 USSR	13037	1000	154230	11102	
381 ALASKA			1000	96	
383 HAWAII			800	155	
400 U STATES	4868162	491665	38033648	3209893	
	6097515	584298	46466143	3801147	
FILMS FOR AERIAL PHOTOGRAPHY					9012
400 U STATES		4196		22381	
		4196		22381	
FISHING RODS					9013
100 U KINGDOM		345		17542	
318 DENMARK				1462	
327 FRANCE				185	
347 JAPAN		8630		126191	
359 NORWAY				86	
375 SWEDEN				995	
400 U STATES		9992		346092	
		18967		492553	
GOLF CLUBS AND FINISHED PARTS					9014
100 U KINGDOM		137		18523	
234 AUSTRALIA				82	
400 U STATES		19802		236635	
		19939		255240	
MECHANICAL TOYS OF METAL					9016
100 U KINGDOM		19124		72659	
231 HONG KONG		1538		7994	
305 AUSTRIA				308	
318 DENMARK				3249	
335 GERMANY W		56125		150931	
344 ITALY				926	
347 JAPAN		246058		878184	
400 U STATES		105297		294658	
		428142		1408909	
METAL JUVENILE CONSTR SETS					9017
100 U KINGDOM		17643		54893	
335 GERMANY W				287	
347 JAPAN		573		915	
400 U STATES		517		23774	
		18733		79869	
TOYS OF ALL KINDS N O P					9018
100 U KINGDOM		189662		888071	
231 HONG KONG		14276		93093	
234 AUSTRALIA		1627		8746	
305 AUSTRIA		1217		3954	
306 BELGIUM		3348		14111	
317 CZECHO S		1261		7145	
318 DENMARK		3007		44061	
327 FRANCE		2573		6570	
335 GERMANY W		64322		239103	
340 HUNGARY		1560		5069	
344 ITALY		4064		9869	
347 JAPAN		224892		1185110	
352 MEXICO				87	
354 NETHRLNDS		634		8096	
359 NORWAY				92	
365 POLAND		547		1635	
372 SPAIN				301	
375 SWEDEN		3097		9411	
376 SWITZRLND				323	
383 HAWAII				86	
390 GERMANY E		9107		29061	
400 U STATES		511207		2111177	
		1036401		4665171	
SPORTSMENS FISHING TACKLE NOP					9019
100 U KINGDOM		5467		207249	
231 HONG KONG				9086	
234 AUSTRALIA		126		11430	
317 CZECHO S		275		1277	
318 DENMARK		760		1742	
327 FRANCE		1301		223087	

IMPORTS INTO CANADA FOR CONSUMPTION

Articles and Countries from which Imported	MONTH OF AUGUST 1957		EIGHT MONTHS ENDED AUGUST 1957		Class Number
	Quantities	Values (\$)	Quantities	Values (\$)	
335 GERMANY W		3578		69114	
344 ITALY		1226		10170	
347 JAPAN		7374		262664	
359 NORWAY		7411		69609	
372 SPAIN		364		3248	
375 SWEDEN		1739		38464	
376 SWITZRLND		110		10755	
389 IRELAND		211		558	
400 U STATES		141405		2428116	
		171347		3346569	
FILMS CINEMATOGRAPH NEGATIVE					9020
100 U KINGDOM				53	
306 BELGIUM		1994		6477	
400 U STATES		10460		88406	
		12454		94936	
BRUSHES ARTISTS					9021
100 U KINGDOM		3082		35796	
327 FRANCE		54		2866	
335 GERMANY W		9971		32656	
347 JAPAN		593		7331	
400 U STATES		1677		19010	
		15377		97659	
BRUSHES PAINT AND VARNISH					9022
100 U KINGDOM		18266		214276	
313 CHINA		2042		2042	
335 GERMANY W		351		2662	
340 HUNGARY		233		576	
347 JAPAN				379	
400 U STATES		2395		16042	
		23287		235977	
BRUSHES TOOTH	DOZ				9023
100 U KINGDOM	724	1354	28250	28682	
231 HONG KONG	2400	628	48570	8949	
327 FRANCE			272	119	
335 GERMANY W	100	105	325	405	
400 U STATES	4765	5008	32430	32189	
	7989	7095	109847	70344	
BRUSHES TOILET N O P					9024
100 U KINGDOM		19362		84868	
231 HONG KONG		930		2793	
305 AUSTRIA		330		906	
306 BELGIUM		93		861	
317 CZECHO S				1172	
327 FRANCE		1321		28378	
335 GERMANY W		6713		46079	
340 HUNGARY		775		1380	
344 ITALY		60		804	
347 JAPAN				1273	
354 NETHRLNDS		664		3511	
360 ISRAEL				746	
375 SWEDEN		208		2898	
376 SWITZRLND		180		1019	
387 VENEZUELA				693	
400 U STATES		13250		102119	
		43886		279500	
BRUSHES ALL OTHER N O P					9025
100 U KINGDOM		7898		153578	
231 HONG KONG		647		4426	
305 AUSTRIA				58	
306 BELGIUM		1469		2844	
317 CZECHO S				1061	
318 DENMARK		247		1283	
327 FRANCE		1642		4047	
335 GERMANY W		1810		21050	
340 HUNGARY		430		1948	
344 ITALY				112	
347 JAPAN		766		5004	
354 NETHRLNDS		1870		10327	
376 SWITZRLND				886	
384 P RICO				764	
400 U STATES		62444		449880	
		79223		657268	
PACKAGES CONTAINING GOODS					9030
100 U KINGDOM		369607		2850880	
203 B E AFR		125		1200	
205 RHOD NYAS				13	
207 UN SO AFR		4644		22538	
208 BSA OTHER		62		230	
215 INDIA		1753		15469	
216 PAKISTAN		155		1252	
217 CEYLON		1477		10742	
218 MALAYA				254	
220 BERMUDA				387	
221 B GUIANA		2727		10091	
223 BARBADOS		1063		13326	
224 JAMAICA		1649		10973	
225 TRINIDAD		1578		13823	
227 BAHAMAS		150		199	
228 LEEW WIND		529		553	
231 HONG KONG		18621		136581	
232 MALTA		636		2941	
234 AUSTRALIA		20215		51416	
235 FIJI				30	
236 NEW ZEAL		15		1036	
304 ARGENTINA		9602		79945	
305 AUSTRIA		1405		9283	

IMPORTS INTO CANADA FOR CONSUMPTION

Articles and Countries from which Imported	MONTH OF AUGUST 1957		EIGHT MONTHS ENDED AUGUST 1957		Class Number
	Quantities	Values (\$)	Quantities	Values (\$)	
306 BELGIUM		10985		73485	
307 BEL CONGO		610		936	
309 BRAZIL		591		15192	
313 CHINA		253		8988	
314 COLOMBIA		320		689	
315 C RICA				561	
316 CUBA		2315		10818	
317 CZECHO S		17770		116356	
318 DENMARK		3286		26302	
321 ECUADOR				136	
326 FINLAND		613		4368	
327 FRANCE		29957		194935	
328 FR AFRICA		593		4762	
335 GERMANY W		70917		474485	
336 GREECE		317		1834	
337 GUATEMALA		15		432	
338 HAITI		50		260	
339 HONDURAS		20		27	
340 HUNGARY		573		1944	
344 ITALY		27241		139254	
347 JAPAN		143465		907365	
350 LIBERIA				5	
352 MEXICO		69		6266	
354 NETHRLNDS		43162		224755	
355 INDONESIA		287		1345	
359 NORWAY		190		2305	
360 ISRAEL		102		3801	
361 PANAMA				25	
364 PHIL		501		815	
365 POLAND		3567		13025	
366 PORTUGAL		1599		10833	
367 AZORES		147		555	
372 SPAIN		3491		42065	
375 SWEDEN		8751		84685	
376 SWITZRLND		20163		121286	
379 TURKEY				86	
381 ALASKA		26		321	
383 HAWAII				10	
384 P RICO		2656		17914	
386 URUGUAY		4057		35944	
388 YUGO SLAV		337		2457	
389 IRELAND		353		1407	
390 GERMANY E		2468		10842	
396 SUDAN		13		139	
400 U STATES		225698		1905434	
		1063541		7702611	
ORTHOPEDIC BRACES AND PARTS					9050
100 U KINGDOM				1403	
335 GERMANY W				1335	
400 U STATES		7920		69751	
		7920		72489	
EFFECTS LEFT BY BEQUEST					9051
100 U KINGDOM		7746		71751	
207 UN SO AFR				2148	
224 JAMAICA				50	
227 BAHAMAS				1000	
232 MALTA				630	
234 AUSTRALIA		150		1323	
305 AUSTRIA				200	
306 BELGIUM				300	
317 CZECHO S				125	
318 DENMARK		150		1412	
326 FINLAND		250		872	
327 FRANCE				7080	
335 GERMANY W		750		7268	
336 GREECE				1200	
348 KOREA				150	
354 NETHRLNDS		400		4245	
357 NETH ANT				3000	
359 NORWAY		150		1460	
375 SWEDEN				3679	
376 SWITZRLND		10000		10000	
389 IRELAND				1156	
400 U STATES		15183		151614	
		34779		270663	
APPLIANCES BOOTS FOR CRIPPLES					9052
100 U KINGDOM				185	
400 U STATES		50		2885	
		50		3070	
ARTIFICIAL LIMBS AND PARTS					9053
100 U KINGDOM		427		6384	
335 GERMANY W				968	
400 U STATES		11132		74755	
		11559		82107	
BEAD ORNAMENTS					9055
100 U KINGDOM				890	
231 HONG KONG				149	
327 FRANCE				305	
335 GERMANY W		1260		2039	
347 JAPAN		90		2244	
400 U STATES		3388		8724	
		4738		14351	
BELTS N O P					9056
100 U KINGDOM		667		5984	
215 INDIA		150		481	

IMPORTS INTO CANADA FOR CONSUMPTION

Articles and Countries from which Imported	MONTH OF AUGUST 1957		EIGHT MONTHS ENDED AUGUST 1957		Class Number
	Quantities	Values (\$)	Quantities	Values (\$)	
231 HONG KONG		1265		24832	
305 AUSTRIA				1414	
306 BELGIUM		176		1236	
327 FRANCE		2728		13735	
335 GERMANY W		1664		3764	
344 ITALY		1021		3304	
347 JAPAN		176		711	
352 MEXICO				809	
372 SPAIN		95		356	
376 SWITZRLND				87	
400 U STATES		21602		119340	
		29544		176053	
BLINDS NOT TEXTILE OR PAPER					9057
231 HONG KONG				59	
335 GERMANY W				1826	
347 JAPAN		5966		75554	
400 U STATES		318		2740	
		6284		80179	
BOOT SHOE SHIRT STAY LACES					9058
100 U KINGDOM		1016		1892	
347 JAPAN		2977		13585	
376 SWITZRLND		51		51	
400 U STATES		1420		11240	
		5464		26768	
BOOTS SHOES AND SLIPPERS FELT	PAIR				9059
100 U KINGDOM	23999	18689	26307	20711	
400 U STATES	1368	1527	4539	4076	
	25367	20216	30846	24787	
BOOTS SHOES AND SLIPPERS N O P	PAIR				9060
100 U KINGDOM	26820	37229	55625	71523	
215 INDIA			228	186	
228 LEEW WIND			104	431	
231 HONG KONG	18082	5392	139847	46929	
306 BELGIUM	692	651	764	723	
313 CHINA			3650	615	
327 FRANCE	256	205	265	498	
335 GERMANY W	891	965	11664	5020	
338 HAITI			2755	8083	
344 ITALY	262	976	66933	117082	
347 JAPAN	71102	26755	350054	120371	
352 MEXICO	126	141	1031	1234	
354 NETHRLNDS	45405	40123	83654	74866	
359 NORWAY			838	816	
363 PERU			274	595	
376 SWITZRLND	12	85	89	420	
383 HAWAII			385	639	
390 GERMANY E			24575	13516	
400 U STATES	55445	55797	246505	304076	
	219093	168319	989240	767623	
BROOMS AND WHISKS					9061
100 U KINGDOM				157	
318 DENMARK				163	
335 GERMANY W				70	
340 HUNGARY		2470		8962	
344 ITALY		271		3282	
352 MEXICO				1099	
354 NETHRLNDS				63	
365 POLAND				20617	
376 SWITZRLND				246	
400 U STATES		3420		29072	
		6161		63731	
BUTTONS SHOE PAPIER MACHE					9062
400 U STATES				93	
				93	
BUTTONS SHOE N O P					9063
344 ITALY				125	
400 U STATES		2985		26340	
		2985		26465	
BUTTONS VEGETABLE IVORY	GROSS				9064
BUTTONS COLLAR AND CUFF	GROSS				9065
100 U KINGDOM	9	747	375	8879	
305 AUSTRIA	4	358	100	5577	
317 CZECHO S			20	321	
318 DENMARK			24	945	
327 FRANCE			1	176	
335 GERMANY W	252	3356	442	13054	
347 JAPAN	263	1481	431	3037	
352 MEXICO	1	70	4	374	
371 THAILAND			2	183	
388 YUGO SLAV			7	261	
400 U STATES	948	22126	5787	156035	
	1477	28138	7193	188842	
BUTTONS N O P	GROSS				9066
100 U KINGDOM	944	2553	8009	23089	
305 AUSTRIA	295	552	581	1001	
317 CZECHO S	3590	1202	13902	6138	
318 DENMARK			228	2439	
327 FRANCE			48	884	
335 GERMANY W	5719	9873	19890	45188	
344 ITALY	8031	3451	53132	33731	
347 JAPAN	69487	39554	301202	156138	
354 NETHRLNDS	6153	10049	15953	23362	
400 U STATES	69494	62744	619183	581499	
	163713	129978	1032128	873469	

IMPORTS INTO CANADA FOR CONSUMPTION

Articles and Countries from which Imported	MONTH OF AUGUST 1957		EIGHT MONTHS ENDED AUGUST 1957		Class Number
	Quantities	Values (\$)	Quantities	Values (\$)	
CASES BOXES DESKS FANCY					9067
100 U KINGDDM		30702		155573	
215 INDIA		107		903	
231 HDNG KONG		152		1855	
234 AUSTRALIA				239	
305 AUSTRIA		587		3551	
306 BELGIUM		533		4810	
313 CHINA				496	
317 CZECHO S		293		1141	
318 DENMARK				343	
322 EGYPT				276	
327 FRANCE		611		14219	
335 GERMANY W		20729		95373	
336 GREECE				205	
344 ITALY		5138		21096	
347 JAPAN		9551		73591	
352 MEXICO				329	
353 MOROCCO				301	
354 NETHRLNDS		787		2081	
360 ISRAEL				174	
365 POLAND				546	
372 SPAIN				1376	
375 SWEODEN		227		12117	
376 SWITZRLND		1223		4480	
384 P RICO				1116	
390 GERMANY E				180	
400 U STATES		154487		860360	
		225127		1256731	
CHARITABLE DONATIONS					9068
100 U KINGDDM				370	
335 GERMANY W				150	
354 NETHRLNDS				50	
400 U STATES		1367		13948	
		1367		14518	
COMBS TOILET DRESSING FANCY					9069
100 U KINGDDM		3808		16632	
305 AUSTRIA				1834	
306 BELGIUM		313		313	
327 FRANCE		358		1976	
335 GERMANY W		466		7971	
344 ITALY				618	
400 U STATES		11805		80246	
		16750		109590	
APPLIANCES FOR THE DEAF PARTS					9070
100 U KINGDDM		537		2907	
318 DENMARK		3177		5675	
335 GERMANY W		173		549	
354 NETHRLNDS				490	
400 U STATES		223354		1515126	
		227241		1524747	
FANS					9071
231 HONG KONG		519		3636	
313 CHINA				127	
347 JAPAN		436		4075	
400 U STATES		93		895	
		1048		8733	
INSOLES OF ALL KINDS					9072
100 U KINGDDM		4446		18381	
335 GERMANY W		514		2628	
347 JAPAN				991	
400 U STATES		5958		32978	
		10918		54978	
JEWELLERY N D P					9073
100 U KINGDDM		17708		145845	
215 INDIA		1302		4950	
220 BERMUDA				100	
224 JAMAICA				188	
231 HONG KONG		727		7546	
234 AUSTRALIA				313	
236 NEW ZEAL				793	
305 AUSTRIA		24699		140098	
306 BELGIUM		105		1158	
317 CZECHO S		9332		43165	
318 DENMARK		147		5248	
322 EGYPT				668	
327 FRANCE		3864		38267	
335 GERMANY W		98805		764294	
336 GREECE				602	
342 IRAN				741	
344 ITALY		12727		60089	
347 JAPAN		67200		282623	
352 MEXICO		1382		10417	
354 NETHRLNDS		440		3949	
359 NDRWAY		176		1072	
360 ISRAEL		910		1623	
371 THAILAND		1649		6710	
372 SPAIN		1108		13185	
376 SWITZRLND		1873		12941	
378 JORDAN				1370	
383 HAWAII				326	
388 YUGD SLAV				220	
389 IRELAND		1161		1161	
400 U STATES		275729		1728118	
		521044		3277780	
MATS DDOR OR CARRIAGE N D P					9074
400 U STATES				265	
				265	

IMPORTS INTO CANADA FOR CONSUMPTION

Articles and Countries from which Imported		MONTH OF AUGUST 1957		EIGHT MONTHS ENDED AUGUST 1957		Class Number
		Quantities	Values (\$)	Quantities	Values (\$)	
MATTRESSES						9075
100	U KINGDOM		8018		228818	
327	FRANCE				160	
335	GERMANY W		880		10375	
347	JAPAN				468	
354	NETHRLNDS				263	
376	SWITZRLND				279	
400	U STATES		11651		78096	
			20549		318459	
PICTURE AND PHOTOGRAPH FRAMES						9076
100	U KINGDOM		1145		12406	
231	HONG KONG		234		405	
305	AUSTRIA		625		1010	
306	BELGIUM				96	
318	DENMARK		1415		3591	
327	FRANCE		225		976	
335	GERMANY W		920		5310	
344	ITALY		973		11604	
347	JAPAN		4714		36020	
352	MEXICO		309		1591	
354	NETHRLNDS		319		4663	
360	ISRAEL				74	
372	SPAIN				1326	
400	U STATES		24401		203821	
			35280		282893	
POCKET BOOKS PORTFOLIOS PURSES						9077
100	U KINGDOM		80184		457150	
215	INDIA		339		2146	
216	PAKISTAN				170	
224	JAMAICA		148		2647	
231	HONG KONG		2544		25869	
234	AUSTRALIA				292	
304	ARGENTINA		174		174	
305	AUSTRIA		858		7896	
306	BELGIUM		4753		35886	
313	CHINA		1579		1767	
316	CUBA		79		1401	
317	CZECHO S		8731		10956	
327	FRANCE		18823		82525	
335	GERMANY W		46909		210763	
337	GUATEMALA				568	
338	HAITI				273	
340	HUNGARY				324	
344	ITALY		33569		174810	
347	JAPAN		26179		227339	
352	MEXICO		4672		28983	
353	MOROCCO				672	
354	NETHRLNDS		2538		12473	
359	NORWAY				573	
360	ISRAEL				1384	
365	POLAND				2764	
366	PORTUGAL				308	
372	SPAIN		738		3545	
375	SWEDEN		105		1645	
376	SWITZRLND		298		8549	
383	HAWAII				144	
384	P RICO		164		1174	
388	YUGO SLAV		968		1039	
390	GERMANY E		113		579	
400	U STATES		361533		1998501	
			595998		3305289	
REFRIGERATORS ELECTRIC N O P		NO				9078
100	U KINGDOM	191	12054	4204	307014	
335	GERMANY W			1	134	
400	U STATES	6050	919887	72184	12485139	
		6241	931941	76389	12792287	
REFRIGERATORS N O P		NO				9079
100	U KINGDOM			17	1306	
306	BELGIUM	50	11475	206	48797	
400	U STATES	146	7508	2125	216453	
		196	18983	2348	266556	
REGALIA AND BADGES						9080
100	U KINGDOM		3488		44316	
215	INDIA		479		2422	
216	PAKISTAN		564		3853	
231	HONG KONG		393		5320	
305	AUSTRIA				267	
327	FRANCE				912	
335	GERMANY W		1199		8497	
344	ITALY		846		1333	
347	JAPAN		597		1731	
372	SPAIN				5031	
376	SWITZRLND				722	
400	U STATES		6128		57406	
			13694		131810	
SHADES LAMP N O P SHADE HOLDERS						9081
100	U KINGDOM				1044	
231	HONG KONG		54		54	
318	DENMARK				125	
327	FRANCE				128	
335	GERMANY W		1623		3348	
344	ITALY				967	
347	JAPAN				95	
354	NETHRLNDS		498		498	
359	NORWAY				151	
400	U STATES		18260		104539	
			20435		110949	

IMPORTS INTO CANADA FOR CONSUMPTION

171

Articles and Countries from which Imported	MONTH OF AUGUST 1957		EIGHT MONTHS ENDED AUGUST 1957		Class Number
	Quantities	Values (\$)	Quantities	Values (\$)	
SPECTACLE FRAMES AND PARTS NOP					9082
100 U KINGDOM		324		5589	
305 AUSTRIA				3680	
327 FRANCE		9622		58482	
335 GERMANY W		14625		128223	
344 ITALY		948		9596	
347 JAPAN		1400		6774	
354 NETHRLNDS		83		272	
400 U STATES		166511		1897385	
		193513		2110001	
PARTS FOR SPECTACLE FRAMES					9083
400 U STATES		19082		274775	
		19082		274775	
TOBACCO PIPES SMOKERS SETS					9084
100 U KINGDOM		11085		81328	
231 HONG KONG				61	
305 AUSTRIA		449		3432	
306 BELGIUM				270	
317 CZECHO S		143		805	
327 FRANCE		8984		54312	
335 GERMANY W		517		4793	
344 ITALY		9963		69888	
347 JAPAN		466		1818	
354 NETHRLNDS				235	
376 SWITZRLND		88		88	
400 U STATES		3804		57513	
		35499		274543	
TOBACCO POUCHES CIGARETTE CASE					9085
100 U KINGDOM		4964		23438	
306 BELGIUM				295	
317 CZECHO S				1825	
318 DENMARK		98		98	
327 FRANCE				571	
335 GERMANY W		722		1863	
344 ITALY				182	
347 JAPAN		449		2159	
354 NETHRLNDS				120	
372 SPAIN				126	
376 SWITZRLND				239	
400 U STATES		837		4803	
		7070		35719	
TOILET AND MANICURE SETS					9086
100 U KINGDOM		1130		11405	
305 AUSTRIA		719		10285	
335 GERMANY W		12719		62975	
344 ITALY				103	
376 SWITZRLND				2171	
400 U STATES		2009		4456	
		16577		91395	
TRUNKS AND VALISES					9087
100 U KINGDOM		31008		241863	
231 HONG KONG				888	
305 AUSTRIA				92	
306 BELGIUM		50		170	
317 CZECHO S		2726		17937	
327 FRANCE				908	
335 GERMANY W		10081		30922	
344 ITALY		1636		2188	
347 JAPAN		1172		29278	
352 MEXICO		109		255	
354 NETHRLNDS		534		8335	
359 NORWAY				65	
367 AZORES				380	
375 SWEDEN		1935		17492	
376 SWITZRLND		136		317	
400 U STATES		98352		782088	
		147739		1133178	
UMBRELLAS PARASOLS SUNSHADES					9088
100 U KINGDOM		643		6737	
231 HONG KONG				1857	
306 BELGIUM				1295	
327 FRANCE				342	
335 GERMANY W		69		3895	
344 ITALY		950		3009	
347 JAPAN		2800		17758	
354 NETHRLNDS		1613		4007	
376 SWITZRLND		864		1781	
400 U STATES		2221		38147	
		9160		78828	
WINDOW SHADE OR BLIND ROLLERS					9090
375 SWEDEN		2038		14410	
400 U STATES		4076		21737	
		6114		36147	
REFRIGERATOR PARTS					9091
100 U KINGDOM		28334		525916	
306 BELGIUM				261	
318 DENMARK				191	
375 SWEDEN				470	
400 U STATES		656952		8887349	
		685286		9414187	
HOME OR FARM FREEZERS ELECTRIC	NO				9092
100 U KINGDOM			1	90	
400 U STATES	4621	756857	32742	5552531	
	4621	756857	32743	5552621	
MINERAL MEDICINAL AERATD WATER					9103
100 U KINGDOM		1376		2277	

IMPORTS INTO CANADA FOR CONSUMPTION

Articles and Countries from which Imported	MONTH OF AUGUST 1957		EIGHT MONTHS ENDED AUGUST 1957		Class Number
	Quantities	Values (\$)	Quantities	Values (\$)	
327 FRANCE		40004		114641	
335 GERMANY W				605	
344 ITALY		280		3657	
400 U STATES		3603		34940	
		45263		156120	
ACCORDIONS CONCR TNAS MELODEONS	NO				9110
100 U KINGDOM			3	331	
305 AUSTRIA			6	758	
317 CZECHO S			1	87	
326 FINLAND			3	750	
327 FRANCE	50	500	50	500	
335 GERMANY W	300	11447	4525	103671	
344 ITALY	1157	51853	7605	348225	
347 JAPAN			24	50	
354 NETHRLNDS			3	422	
375 SWEDEN			18	1440	
376 SWITZRLND	101	1684	891	11534	
390 GERMANY E	5131	3142	10824	12421	
400 U STATES	7	1129	295	43217	
	6746	69755	24248	523406	
BRASS BAND INSTRUMENTS					9111
100 U KINGDOM		17407		166667	
216 PAKISTAN		97		808	
306 BELGIUM				86	
317 CZECHO S		3701		12751	
327 FRANCE		8591		74566	
335 GERMANY W		5472		30278	
344 ITALY		4892		22521	
352 MEXICO				107	
354 NETHRLNDS		965		9737	
376 SWITZRLND				145	
379 TURKEY				1321	
390 GERMANY E				547	
400 U STATES		21704		151917	
		62829		471451	
HARPS	NO				9113
400 U STATES			6	4324	
			6	4324	
CABINET ORGANS	NO				9114
335 GERMANY W	3	654	11	1935	
347 JAPAN			40	2355	
400 U STATES	6	2332	39	7279	
	9	2986	90	11569	
PIPE ORGANS	NO				9115
354 NETHRLNDS			1	2464	
400 U STATES			3	8157	
			4	10621	
ORGAN PARTS N O P					9116
100 U KINGDOM		10392		60143	
335 GERMANY W		495		6559	
344 ITALY				123	
354 NETHRLNDS		211		211	
390 GERMANY E				394	
400 U STATES		6617		92117	
		17715		159547	
PIANOS	NO				9117
100 U KINGDOM	18	5444	100	34060	
236 NEW ZEAL			1	600	
318 DENMARK	1	351	2	712	
335 GERMANY W	5	2104	7	2989	
347 JAPAN			8	1439	
400 U STATES	122	36784	974	330683	
	146	44683	1092	370483	
PIANO PARTS N O P					9118
100 U KINGDOM		7375		51662	
335 GERMANY W		352		1416	
400 U STATES		12946		132336	
		20673		185414	
PIANO AND ORGAN PARTS FOR MFR					9119
PHONOGRAPHS GRAMOPHONES NOP					9120
100 U KINGDOM		8739		56069	
231 HONG KONG		212		322	
317 CZECHO S		3001		7055	
335 GERMANY W		699		18455	
344 ITALY				535	
347 JAPAN		4867		29981	
354 NETHRLNDS		2369		22394	
376 SWITZRLND				8604	
400 U STATES		135773		879859	
		155660		1023274	
PHONOGRAPH RECORDS	NO				9121
100 U KINGDOM	26193	20122	136286	105433	
231 HONG KONG	1330	674	4427	1769	
234 AUSTRALIA	180	448	1324	3311	
305 AUSTRIA	256	124	256	124	
313 CHINA			413	202	
317 CZECHO S			5238	2532	
318 DENMARK	142	88	254	146	
326 FINLAND	1968	1276	3499	2414	
327 FRANCE	7393	8244	78606	86401	
335 GERMANY W	6225	5216	62985	42519	
340 HUNGARY	800	256	6076	2493	
344 ITALY	8910	4233	48819	24684	
347 JAPAN	600	245	4985	2214	
354 NETHRLNDS	420	458	2049	2313	

IMPORTS INTO CANADA FOR CONSUMPTION

Articles and Countries from which Imported	MONTH OF AUGUST 1957		EIGHT MONTHS ENDED AUGUST 1957		Class Number
	Quantities	Values (\$)	Quantities	Values (\$)	
360 ISRAEL	150	245	150	245	
365 POLAND			377	231	
375 SWEDEN	375	204	3628	2221	
376 SWITZRLND			5730	3881	
380 USSR	600	152	3655	2012	
388 YUGO SLAV			610	551	
400 U STATES	175326	80989	1441057	746841	
	230868	122974	1810424	1032537	
OTHER MUSICAL INSTRUMENTS					9122
100 U KINGDOM		2250		17178	
231 HONG KONG				157	
305 AUSTRIA				340	
306 BELGIUM				426	
316 CUBA				184	
317 CZECHO S		943		7321	
327 FRANCE		4569		17634	
335 GERMANY W		10765		115341	
344 ITALY		1731		10208	
347 JAPAN		5318		33000	
352 MEXICO		409		6117	
354 NETHRLNDS		598		4334	
372 SPAIN		150		536	
375 SWEDEN				391	
376 SWITZRLND		3930		35868	
390 GERMANY E		7039		15753	
400 U STATES		229359		1403612	
		267061		1668400	
MUSICAL INSTRUMENT STRINGS					9123
100 U KINGDOM		138		1015	
305 AUSTRIA		83		2251	
317 CZECHO S		102		102	
318 DENMARK				984	
335 GERMANY W		1187		7411	
400 U STATES		7060		48217	
		8570		59980	
PHONOGRAPHS COIN OPERATED	NO				9124
400 U STATES	97	63879	1676	1033924	
	97	63879	1676	1033924	
PHOTOFLASH LAMPS	NO				9127
354 NETHRLNDS	10000	394	114000	3996	
400 U STATES	48072	3191	154714	11972	
	58072	3585	268714	15968	
PHOTOGRAPHIC ACCESSORIES PARTS					9128
100 U KINGDOM		2897		18666	
305 AUSTRIA		184		3287	
317 CZECHO S		1695		5007	
327 FRANCE		1955		5996	
335 GERMANY W		60288		427732	
344 ITALY				7845	
347 JAPAN		38570		229233	
354 NETHRLNDS				12215	
375 SWEDEN				3199	
376 SWITZRLND		754		37074	
390 GERMANY E				247	
400 U STATES		432257		3062235	
		538600		3812736	
THERMOMETERS					9129
100 U KINGDOM		5551		37594	
318 DENMARK		134		1974	
327 FRANCE		66		1641	
335 GERMANY W		2436		12290	
344 ITALY				129	
347 JAPAN		127		12121	
352 MEXICO		55		55	
375 SWEDEN				365	
376 SWITZRLND				911	
390 GERMANY E		3767		24976	
400 U STATES		135586		742734	
		147722		834790	
APPARATUS X RAY					9130
100 U KINGDOM		2977		40423	
318 DENMARK		1985		15789	
335 GERMANY W		8427		67016	
344 ITALY				400	
354 NETHRLNDS		10822		162404	
366 PORTUGAL				183	
375 SWEDEN		3220		37204	
376 SWITZRLND				277	
400 U STATES		198050		2396873	
		225481		2720569	
ARTIFICIAL LARYNX					9131
400 U STATES				130	
				130	
BOTANICAL SPECIMENS					9132
100 U KINGDOM				1800	
215 INDIA		172		1129	
335 GERMANY W				501	
347 JAPAN				355	
352 MEXICO				323	
400 U STATES		1741		16326	
		1913		20434	
OLD COINS STAMPS TROPHIES					9133
100 U KINGDOM		391		5149	
202 ADEN				53	
207 UN SO AFR				502	
215 INDIA				212	

IMPORTS INTO CANADA FOR CONSUMPTION

Articles and Countries from which Imported	MONTH OF AUGUST 1957		EIGHT MONTHS ENDED AUGUST 1957		Class Number
	Quantities	Values (\$)	Quantities	Values (\$)	
231 HONG KONG				1 479	
232 MALTA				121	
234 AUSTRALIA		929		929	
236 NEW ZEAL				71	
318 DENMARK				232	
327 FRANCE				889	
328 FR AFRICA				260	
338 HAITI				75	
347 JAPAN				75	
354 NETHRLNDS				720	
358 NICARAGUA				171	
379 TURKEY				170	
386 URUGUAY				190	
389 IRELAND				358	
395 PORT W AFR				163	
400 U STATES		6 254		10 250	
		7 574		11 432	
CAMERAS AND CAMERA PARTS N O P					9134
100 U KINGDOM		1 072		2 584	
223 BARBADOS				194	
225 TRINIDAD				52	
231 HONG KONG		87		3 286	
305 AUSTRIA		11 463		10 243	
317 CZECHOS				11 435	
318 DENMARK				1 073	
327 FRANCE		2 932		14 561	
335 GERMANY W		20 613		11 120	
344 ITALY				3 091	
347 JAPAN		7 316		53 286	
352 MEXICO				247	
354 NETHRLNDS		295		4 118	
375 SWEDEN		2 513		16 307	
376 SWITZRLND		3 597		27 996	
381 ALASKA				56	
390 GERMANY E		5 406		50 425	
400 U STATES		33 505		19 289	
		67 410		40 869	
CAMERA PARTS UNFINISHED					9135
335 GERMANY W				63	
400 U STATES		17 133		10 686	
		17 133		10 692	
CAMERA LENSES AND SHUTTERS					9136
327 FRANCE				1 028	
335 GERMANY W		6 878		3 376	
347 JAPAN		576		1 593	
400 U STATES		30 397		23 900	
		37 851		28 464	
COLLECTIONS OF ANTIQUITIES					9137
100 U KINGDOM		4 625		31 159	
215 INDIA				281	
220 BERMUDA				148	
224 JAMAICA				1 327	
228 LEEW WIND				389	
231 HONG KONG		1 077		13 205	
305 AUSTRIA				5 182	
313 CHINA				584	
327 FRANCE		1 390		34 615	
335 GERMANY W		217		2 254	
344 ITALY				7 617	
347 JAPAN				1 133	
353 MOROCCO				576	
354 NETHRLNDS		57		35 148	
376 SWITZRLND				31 641	
383 HAWAII				70	
389 IRELAND		910		2 185	
391 LEBANON				144	
400 U STATES		16 921		39 766	
		66 825		84 575	
CYCLOMETERS AND SPEEDOMETERS					9138
100 U KINGDOM		2 145		21 834	
327 FRANCE				1 530	
335 GERMANY W		773		10 514	
354 NETHRLNDS				726	
400 U STATES		17 071		20 493	
		19 989		23 953	
GLOBES GEOGRAPHICAL					9139
100 U KINGDOM		1 961		5 828	
327 FRANCE				191	
335 GERMANY W		89		5 400	
347 JAPAN		415		922	
400 U STATES		22 458		91 843	
		24 923		104 184	
MODELS OF INVENTIONS					9140
100 U KINGDOM				4 824	
234 AUSTRALIA		211		211	
347 JAPAN				2 202	
354 NETHRLNDS				1 214	
375 SWEDEN				382	
400 U STATES		46 766		26 069	
		46 977		26 952	
APPARATUS FOR INSTITUTIONS					9141
100 U KINGDOM		18 297		17 291	
207 UN SO AFR		2 830		2 830	
215 INDIA				155	
224 JAMAICA				70	
225 TRINIDAD				200	

IMPORTS INTO CANADA FOR CONSUMPTION

175

Articles and Countries from which Imported	MONTH OF AUGUST 1957		EIGHT MONTHS ENDED AUGUST 1957		Class Number
	Quantities	Values (\$)	Quantities	Values (\$)	
305 AUSTRIA		2285		6695	
306 BELGIUM				308	
318 DENMARK		3183		16114	
327 FRANCE		397		9544	
335 GERMANY W		6111		50029	
344 ITALY				334	
347 JAPAN				1344	
354 NETHRLNDS		594		5017	
359 NORWAY				3073	
360 ISRAEL				525	
375 SWEDEN		6062		12823	
376 SWITZRLND		829		91363	
384 P RICO				977	
389 IRELAND				275	
400 U STATES		486155		4643368	
OPERATING ROOM EQUIPMENT		526743		5017962	
100 U KINGDOM		4870		28405	9142
306 BELGIUM				90	
317 CZECHO S				1852	
327 FRANCE		259		887	
335 GERMANY W		1691		17923	
347 JAPAN				1949	
376 SWITZRLND		501		950	
400 U STATES		314350		2906494	
DENTAL INSTRUMENTS		321671		2958550	
100 U KINGDOM		4004		96065	9143
231 HONG KONG				80	
305 AUSTRIA		3909		29340	
317 CZECHO S				793	
318 DENMARK				53	
327 FRANCE				540	
335 GERMANY W		34028		201607	
344 ITALY		421		3807	
347 JAPAN		3766		24380	
354 NETHRLNDS				7827	
375 SWEDEN				296	
376 SWITZRLND		10890		22219	
400 U STATES		137945		935547	
SURGICAL TRUSSES AND SUPPORTS		194963		1322554	
100 U KINGDOM				941	9144
400 U STATES		359		4091	
ARTICLES FOR THE BLIND		359		5032	
100 U KINGDOM				1056	9145
376 SWITZRLND				3865	
400 U STATES		3302		26044	
OPTICAL AND PHILOSOPHICAL INST		3302		30965	
100 U KINGDOM		25941		347628	9146
207 UN SO AFR		11225		11225	
231 HONG KONG				1713	
234 AUSTRALIA				6454	
305 AUSTRIA				508	
306 BELGIUM				1211	
317 CZECHO S		155		155	
318 DENMARK		194		1449	
327 FRANCE		4010		22664	
335 GERMANY W		43862		200446	
344 ITALY		236		4448	
347 JAPAN		68628		431902	
354 NETHRLNDS				647	
359 NORWAY				75	
361 PANAMA				369	
375 SWEDEN		74		11656	
376 SWITZRLND		572		12093	
390 GERMANY E				84	
400 U STATES		265866		2007757	
EDUCATIONAL FILMS		420763		3062484	
100 U KINGDOM		2010		25743	9148
223 BARBADOS				90	
234 AUSTRALIA				550	
306 BELGIUM		200		200	
317 CZECHO S				1007	
327 FRANCE		251		14168	
335 GERMANY W		165		2542	
347 JAPAN				218	
354 NETHRLNDS				448	
365 POLAND				1302	
375 SWEDEN				145	
376 SWITZRLND		155		403	
400 U STATES		70521		671938	
CINEMATOGRAPH CAMERAS		73302		718754	
327 FRANCE				2477	9149
335 GERMANY W				410	
376 SWITZRLND				145	
400 U STATES		12591		49374	
SURGICAL INSTRUMENTS		12591		52406	
100 U KINGDOM		25233		227541	9150
216 PAKISTAN				15406	

IMPORTS INTO CANADA FOR CONSUMPTION

Articles and Countries from which Imported	MONTH OF AUGUST 1957		EIGHT MONTHS ENDED AUGUST 1957		Class Number
	Quantities	Values (\$)	Quantities	Values (\$)	
305 AUSTRIA				1170	
306 BELGIUM				3655	
318 DENMARK		207		1411	
327 FRANCE		244		5091	
335 GERMANY W		46242		301117	
344 ITALY		165		9682	
347 JAPAN		7353		98556	
352 MEXICO		3410		8250	
354 NETHRLNOS				569	
375 SWEDEN		2896		24535	
376 SWITZRLNO				9294	
390 GERMANY E				471	
400 U STATES		368719		3041355	
		454469		3748103	
RACING SHELLS OR OARS	NO				9151
100 U KINGDOM		256	3	3113	
375 SWEOEN				117	
		256	3	3230	
BOATS OPEN PLEASURE	NO				9152
100 U KINGDOM	9	2342	434	100718	
227 BAHAMAS			1	134	
318 DENMARK	12	3782	84	45386	
327 FRANCE			1	206	
334 ST PIERRE			1	150	
335 GERMANY W	9	1516	108	35234	
347 JAPAN			2	609	
354 NETHRLNOS			3	2823	
359 NORWAY			4	8556	
375 SWEDEN	3	296	5	491	
381 ALASKA			1	150	
400 U STATES	175	54318	1991	501332	
	208	62254	2635	695789	
LAUNCHES PLEASURE MOTIVE POWER	NO				9153
100 U KINGDOM			7	11899	
223 BARBADOS			1	258	
318 DENMARK			2	1414	
335 GERMANY W	1	150	6	4613	
400 U STATES	25	86399	195	659109	
	26	86549	211	677293	
SHIPS AND VESSELS REPAIRS ON					9155
220 BERMUOA				1670	
327 FRANCE				705	
334 ST PIERRE		5348		24171	
400 U STATES		848		555561	
		6196		582107	
SHIPS FOREIGN BUILT COASTAL	NO				9156
400 U STATES			3	25785	
VESSELS FOREIGN BUILT N O P			3	25785	9157
100 U KINGDOM		14538		490510	
318 DENMARK				3229	
335 GERMANY W				152	
354 NETHRLNDS				2914	
400 U STATES		21063		262616	
		35601		759421	
BUGGIES CUTTERS VEHICLES N O P	NO				9162
100 U KINGDOM	4	134	52	3259	
335 GERMANY W				249	
400 U STATES	379	25610	2521	181436	
	383	25744	2573	184944	
CHILDRENS CARRIAGES AND PARTS	NO				9163
100 U KINGDOM	132	2867	1333	27034	
305 AUSTRIA			10	316	
335 GERMANY W	30	910	64	1966	
354 NETHRLNOS	6	124	144	3134	
376 SWITZRLNO			2	105	
400 U STATES	346	2086	2260	18830	
	514	5987	3813	51385	
CHILDRENS SLEOS VEHICLES N O P					9164
100 U KINGDOM		3411		6563	
335 GERMANY W		265		1096	
354 NETHRLNDS				3392	
400 U STATES		27407		229631	
		31083		240682	
SLEIGHS N O P AND PARTS	NO				9165
359 NORWAY			2	554	
400 U STATES			6	4066	
			8	4620	
WAGONS AND SLEDS FARM AND PTS	NO				9166
100 U KINGDOM	2	106	12	4453	
400 U STATES	97	7722	1187	182015	
	99	7828	1199	186468	
WAGONS FREIGHT DRAYS AND PARTS	NO				9167
400 U STATES	1	138	6	1341	
	1	138	6	1341	
WHEELBARROWS HAND TRUCKS CARTS	NO				9168
100 U KINGDOM	495	7640	1867	40046	
318 DENMARK			24	2897	
327 FRANCE			1	88	
335 GERMANY W	2	280	42	909	
354 NETHRLNOS			8	476	
375 SWEDEN	1	160	49	8299	
400 U STATES	6645	108353	60600	884481	
	7143	116433	62591	937196	
TRUCKS AND CARS N O P					9169
100 U KINGDOM		367		744	

IMPORTS INTO CANADA FOR CONSUMPTION

Articles and Countries from which Imported	MONTH OF AUGUST 1957		EIGHT MONTHS ENDED AUGUST 1957		Class Number
	Quantities	Values (\$)	Quantities	Values (\$)	
335 GERMANY W				1645	
400 U STATES		10504		106893	
TRAILERS FOR MOTOR VEHICLES		10871		109282	
NO					9170
100 U KINGDOM	2	1068	30	11062	
318 DENMARK	1	350	1	350	
335 GERMANY W			3	947	
381 ALASKA			3	2550	
400 U STATES	918	1282307	6567	8022380	
AIRCRAFT NOT OVER 1500 LB WT	921	1283725	6604	8037289	
NO					9171
100 U KINGDOM			1	3309	
400 U STATES	32	127191	215	1065346	
AIRCRAFT 1501 TO 3000 LB WT	32	127191	216	1068655	
NO					9172
381 ALASKA			1	8016	
400 U STATES	6	76021	116	1269020	
AIRCRAFT 3001 TO 7500 LB WT	6	76021	117	1277036	
NO					9173
100 U KINGDOM			3	64458	
400 U STATES	3	131803	23	992302	
AIRCRAFT OVER 7500 LB WEIGHT	3	131803	26	1056760	
NO					9174
100 U KINGDOM			11	8246168	
218 MALAYA			1	53333	
400 U STATES	1	341890	20	3395895	
AIRCRAFT PTS EXCLUDING ENG PTS	1	341890	32	11695396	
NO					9175
100 U KINGDOM		387685		3417396	
207 UN SO AFR		956		956	
218 MALAYA				2709	
231 HONG KONG		597		11767	
234 AUSTRALIA		6541		20170	
236 NEW ZEAL				829	
304 ARGENTINA		657		3838	
327 FRANCE		565		673	
335 GERMANY W		1175		1852	
347 JAPAN		919		5732	
352 MEXICO				16429	
354 NETHRLNDS		135		3080	
375 SWEDEN		467		1713	
381 ALASKA				2986	
383 HAWAII				288	
400 U STATES		5774691		47571187	
PAINTINGS UNDER 20 DOLLARS		6174388		51061605	
NO					9181
100 U KINGDOM	542	713	2808	5746	
218 MALAYA	150	191	150	191	
231 HONG KONG			103	382	
305 AUSTRIA	180	621	1016	3314	
306 BELGIUM			226	837	
313 CHINA			288	159	
318 DENMARK	532	2307	1462	7075	
327 FRANCE	10	131	51	390	
340 HUNGARY	192	709	714	5386	
344 ITALY	61	408	1223	4942	
347 JAPAN	1596	1252	4175	3524	
354 NETHRLNDS	81	165	1555	5179	
400 U STATES	59	402	780	3176	
PAINTINGS 20 DOLLARS OR OVER	3403	6899	14551	40301	
NO					9182
100 U KINGDOM		19227		296286	
207 UN SO AFR				210	
220 BERMUDA				185	
223 BARBADOS				60	
224 JAMAICA				176	
231 HONG KONG				89	
234 AUSTRALIA				600	
305 AUSTRIA		2612		16219	
306 BELGIUM		310		924	
307 BEL CONGO				100	
317 CZECHO S				100	
318 DENMARK		2713		11459	
327 FRANCE		1811		50555	
335 GERMANY W				1549	
336 GREECE				336	
338 HAITI				300	
340 HUNGARY		1423		5131	
344 ITALY		15949		41549	
347 JAPAN				381	
352 MEXICO		143		3009	
354 NETHRLNDS		2042		76371	
359 NORWAY		220		447	
363 PERU				300	
365 POLAND				63	
372 SPAIN				885	
375 SWEDEN				250	
376 SWITZRLND				9526	
383 HAWAII				8813	
384 P RICO				295	
389 IRELAND		183		183	
400 U STATES		39881		1049387	
STATUES AND STATUETTES N O P		86514		1575738	
NO					9183
100 U KINGDOM		1754		18202	
203 B E AFR				475	

IMPORTS INTO CANADA FOR CONSUMPTION

Articles and Countries from which Imported	MONTH OF AUGUST 1957		EIGHT MONTHS ENDED AUGUST 1957		Class Number
	Quantities	Values (\$)	Quantities	Values (\$)	
207 UN SO AFR				433	
215 INDIA		159		982	
217 CEYLON		209		772	
231 HONG KONG		4968		11840	
305 AUSTRIA		75		5793	
306 BELGIUM				316	
313 CHINA		57		211	
317 CZECHO S		59		1128	
318 DENMARK		350		4660	
327 FRANCE		447		3001	
335 GERMANY W		2197		13934	
344 ITALY		11932		27214	
347 JAPAN		12486		60454	
352 MEXICO				280	
354 NETHRLNDS		104		685	
375 SWEDEN		197		932	
376 SWITZRLND		752		1995	
390 GERMANY E				3072	
400 U STATES		8052		47186	
		43798		203565	
PORCELAIN STATUES STATUETTES					9184
100 U KINGDOM		28733		340141	
231 HONG KONG		904		4528	
305 AUSTRIA		1387		1811	
306 BELGIUM				180	
317 CZECHO S		71		71	
318 DENMARK		4414		17334	
327 FRANCE		328		3889	
335 GERMANY W		12386		72334	
336 GREECE				349	
344 ITALY		4922		15423	
347 JAPAN		29524		227434	
352 MEXICO				288	
354 NETHRLNDS		107		107	
366 PORTUGAL				631	
375 SWEDEN				79	
390 GERMANY E		1974		8615	
400 U STATES		2268		22549	
		87018		715763	
SCULPTURES CANADIAN MODELS					9185
344 ITALY				210	
400 U STATES				478	
				688	
MATERIAL FOR HARD METAL COMPODS					9187
100 U KINGDOM				32260	
234 AUSTRALIA				370	
305 AUSTRIA		77		77	
400 U STATES		92005		617961	
		92082		650668	
MATERIAL FOR FISHING EQUIPMENT					9189
100 U KINGDOM				1306	
400 U STATES		181		2961	
		181		4287	
MATERIALS FOR CYANIDE MFR					9190
ARTICLES FOR FERTILIZER MFR					9191
100 U KINGDOM		79		462	
306 BELGIUM				981	
327 FRANCE				1693	
376 SWITZRLND				87	
400 U STATES		78976		581654	
		79055		584877	
ARTICLES FOR GOVERNOR GENERAL					9192
100 U KINGDOM		108		851	
316 CUBA				92	
327 FRANCE		1088		1315	
400 U STATES				878	
		1196		3136	
ARTICLES FOR CONSULS					9193
100 U KINGDOM		15690		59524	
207 UN SO AFR		3435		9161	
215 INDIA		65		239	
216 PAKISTAN				1150	
223 BARBADOS		128		567	
225 TRINIDAD				125	
231 HONG KONG				1550	
234 AUSTRALIA		1367		3151	
236 NEW ZEAL				2696	
304 ARGENTINA				1415	
305 AUSTRIA		800		2050	
306 BELGIUM		200		2415	
309 BRAZIL		100		565	
312 CHILE				20250	
313 CHINA		55		112	
314 COLOMBIA				1920	
316 CUBA				95	
317 CZECHO S		5800		17655	
318 DENMARK		100		3677	
320 DOM REP				2011	
326 FINLAND		100		672	
327 FRANCE		2291		82834	
335 GERMANY W		16107		72770	
336 GREECE				1451	
337 GUATEMALA				200	
338 HAITI		255		600	
342 IRAN				250	

IMPORTS INTO CANADA FOR CONSUMPTION

Articles and Countries from which Imported	MONTH OF AUGUST 1957		EIGHT MONTHS ENDED AUGUST 1957		Class Number
	Quantities	Values (\$)	Quantities	Values (\$)	
344 ITALY		508		6299	
347 JAPAN		350		5424	
352 MEXICO				1214	
354 NETHRLNDS		2588		33754	
355 INDONESIA		100		11533	
359 NORWAY		434		1984	
360 ISRAEL				405	
363 PERU				1925	
364 PHIL		300		1000	
365 POLAND		250		8528	
366 PORTUGAL				1660	
367 AZORES				130	
372 SPAIN		260		3368	
375 SWEDEN				23011	
376 SWITZRLND		3348		23062	
379 TURKEY				200	
380 USSR		220		4248	
384 P RICO				106	
386 URUGUAY				59	
387 VENEZUELA				3970	
388 YUGO SLAV				100	
389 IRELAND				50	
400 U STATES		37747		396009	
		92598		817144	
CANADIAN GOODS RETURNED					9195
100 U KINGDOM		13242		170789	
203 B E AFR				100	
205 RHOD NYAS				784	
207 UN SO AFR		1409		3321	
211 NIGERIA		481		481	
215 INDIA				633	
216 PAKISTAN		4461		4461	
218 MALAYA				9331	
220 BERMUDA		56		11877	
221 B GUIANA				15445	
222 B HOND				127	
223 BARBADOS				7392	
224 JAMAICA		20074		46478	
225 TRINIDAD				170	
227 BAHAMAS				987	
231 HONG KONG		1910		2454	
234 AUSTRALIA		688		9388	
236 NEW ZEAL		530		5285	
305 AUSTRIA		935		5175	
306 BELGIUM				3908	
312 CHILE				800	
314 COLOMBIA		3530		5085	
316 CUBA		713		34990	
318 DENMARK				891	
323 EL SALVD		1207		1207	
326 FINLAND				150	
327 FRANCE		1300		5399	
329 INDOCHINA				1000	
334 ST PIERRE		80		759	
335 GERMANY W		1738		8661	
336 GREECE				1627	
338 HAITI				45198	
339 HONDURAS				12196	
340 HUNGARY				200	
344 ITALY		830		9230	
347 JAPAN				3610	
352 MEXICO				3268	
353 MOROCCO				943	
354 NETHRLNDS				15054	
357 NETH ANT				92	
359 NORWAY		4000		4456	
361 PANAMA				219	
363 PERU				2069	
364 PHIL				7655	
366 PORTUGAL				57	
375 SWEDEN		1090		1912	
376 SWITZRLND		374		1584	
381 ALASKA				600	
383 HAWAII				1979	
384 P RICO				410	
387 VENEZUELA				53176	
389 IRELAND				100	
400 U STATES		476185		5560895	
		534833		6084058	
ARMS ETC BRITISH					9196
OR NATO CTYS					
100 U KINGDOM		54887		1173836	
215 INDIA		3820		5566	
221 B GUIANA				701	
224 JAMAICA				875	
306 BELGIUM				8431	
316 CUBA				2773	
318 DENMARK		7410		50434	
319 GREENLAND		45293		45293	
327 FRANCE		51206		118012	
335 GERMANY W		111073		526065	
341 ICELAND				2218	
344 ITALY		13084		42481	
347 JAPAN		542		38247	
353 MOROCCO				1187	
354 NETHRLNDS		5484		17076	
359 NORWAY				4176	

IMPORTS INTO CANADA FOR CONSUMPTION

Articles and Countries from which Imported	MONTH OF AUGUST 1957		EIGHT MONTHS ENDED AUGUST 1957		Class Number
	Quantities	Values (\$)	Quantities	Values (\$)	
366 PORTUGAL		418		2440	
371 THAILAND				10055	
372 SPAIN		3880		7747	
375 SWEDEN		85		6629	
376 SWITZRLND		8434		69740	
379 TURKEY		949		949	
381 ALASKA		98384		156110	
389 IRELAND				461	
400 U STATES		3040794		15088061	
		3445743		17379563	
EXWAREHOUSED SHIPS STORES NOP					9197
100 U KINGDOM		4722		26969	
221 B GUIANA		170		753	
223 BARBADOS		53		53	
316 CUBA				53	
327 FRANCE		756		5582	
335 GERMANY W				57	
354 NETHRLNDS		271		3405	
384 P RICO		117		234	
400 U STATES		131728		185795	
		137817		222901	
BATTERY JARS GLASS OR RUBBER					9199
100 U KINGDOM				925	
335 GERMANY W		1712		3445	
400 U STATES		131674		1087375	
		133386		1091745	
CASUAL DONATIONS					9201
100 U KINGDOM		485		786	
220 BERMUDA				1973	
231 HONG KONG				79	
327 FRANCE				206	
335 GERMANY W				228	
354 NETHRLNDS				65	
359 NORWAY				451	
400 U STATES		3191		94513	
		3676		98301	
CORSET CLASPS STEELS WIRES					9202
100 U KINGDOM		1045		5307	
400 U STATES		186		9024	
		1231		14331	
FEATHERS FLOWERS ART FOR HATS					9204
100 U KINGDOM				1016	
305 AUSTRIA		244		2688	
317 CZECHO S		1942		7819	
327 FRANCE		9728		55329	
335 GERMANY W		10803		68281	
344 ITALY				1473	
347 JAPAN		10550		93406	
376 SWITZRLND		781		887	
390 GERMANY E		3628		36287	
400 U STATES		12020		114906	
		49696		382092	
LIFEBOATS LIFESAVING APPARATUS					9205
100 U KINGDOM				3328	
400 U STATES				286	
				3614	
MINERS RESCUE APPLIANCES					9207
100 U KINGDOM		680		10705	
327 FRANCE				1119	
335 GERMANY W				8534	
400 U STATES		165865		1452912	
		166545		1473270	
MATERIALS FOR TEXTILE PRINTING					9208
100 U KINGDOM		2296		22972	
400 U STATES		4386		62572	
		6682		85544	
SALTS OF THORIUM OR CERIUM					9209
400 U STATES				46050	
				46050	
SPURS AND STILTS					9210
400 U STATES		534		1837	
		534		1837	
VACCINE AND PLASMA CONTAINERS					9212
100 U KINGDOM				57	
400 U STATES		5068		91459	
		5068		91516	
GOODS FREE BY ORDER IN COUNCIL					9213
100 U KINGDOM		400		8833	
327 FRANCE				300	
359 NORWAY				65	
400 U STATES		16480		95719	
		16880		104917	
ARTICLES FOR MFR TOBACCO PIPES					9214
100 U KINGDOM		123		779	
327 FRANCE				232	
400 U STATES		114		4270	
		237		5281	
SAFETY GLASS SHEET ADHESIVES					9215
400 U STATES		33767		728659	
		33767		728659	
TOURIST PURCHASES DUTY FREE					9228
100 U KINGDOM		418506		1100603	
203 B E AFR		357		1976	
205 RHOD NYAS				33	
207 UN SO AFR				70	
208 BSA OTHER				64	

IMPORTS INTO CANADA FOR CONSUMPTION

181

Articles and Countries from which Imported	MONTH OF AUGUST 1957		EIGHT MONTHS ENDED AUGUST 1957		Class Number
	Quantities	Values (\$)	Quantities	Values (\$)	
211 NIGERIA				82	
213 BWA OTHER				190	
215 INDIA		490		1579	
216 PAKISTAN		246		732	
217 CEYLON		171		569	
220 BERMUDA		5757		71970	
221 B GUIANA		19		255	
222 B HOND		3074		24041	
223 BARBADOS		232		6545	
224 JAMAICA		914		16015	
225 TRINIDAD				19420	
227 BAHAMAS		209		16917	
228 LEEW WIND				25	
230 GIBRALTAR				251	
231 HONG KONG		1203		4912	
232 MALTA				63	
234 AUSTRALIA				4038	
236 NEW ZEAL		156		1674	
303 ARABIA				50	
304 ARGENTINA		119		1065	
305 AUSTRIA		2398		8366	
306 BELGIUM		4323		7741	
309 BRAZIL				445	
311 BURMA				55	
313 CHINA		295		588	
314 COLOMBIA		108		455	
316 CUBA		297		9210	
317 CZECHO S		471		943	
318 DENMARK		1388		5992	
319 GREENLAND		2476		7783	
320 DOM REP				40	
322 EGYPT		904		6301	
326 FINLAND		209		843	
327 FRANCE		36364		107146	
328 FR AFRICA				47	
329 INDOCHINA		287		287	
334 ST PIERRE		14273		18805	
335 GERMANY W		26342		101519	
336 GREECE		285		1056	
337 GUATEMALA				172	
338 HAITI				736	
340 HUNGARY				71	
341 ICELAND		220		1310	
342 IRAN				97	
343 IRAQ				50	
344 ITALY		14161		60755	
347 JAPAN		352		9885	
348 KOREA				30	
352 MEXICO		7223		83699	
353 MOROCCO				71	
354 NETHRLNDS		9420		39357	
355 INDONESIA				46	
357 NETH ANT		37		1566	
359 NORWAY		949		3882	
360 ISRAEL		363		2744	
361 PANAMA		1438		1545	
363 PERU				919	
365 POLAND		339		912	
366 PORTUGAL		814		3412	
367 AZORES		836		12881	
370 ROUMANIA				154	
372 SPAIN		1779		5220	
375 SWEDEN		869		3554	
376 SWITZRLND		9058		20650	
380 USSR				304	
381 ALASKA		5505		9875	
382 VIRGIN IS				670	
383 HAWAII		1344		55606	
384 P RICO				3097	
387 VENEZUELA		141		425	
388 YUGO SLAV				69	
389 IRELAND		4264		20992	
392 SYRIA				291	
400 U STATES		12428776		48451946	
		13009761		50347754	
CARTRIDGES SHOT GUN SHELLS					9237
100 U KINGDOM				681	
335 GERMANY W		2086		2086	
344 ITALY		268		688	
400 U STATES		2143		51187	
		4497		54642	
DEXTROSE SOLUTIONS THERAPEUTIC					9238
400 U STATES		44646		254659	
		44646		254659	
METALLIC CARTRIDGES AMMUNITION					9239
100 U KINGDOM		135		7841	
306 BELGIUM				185	
318 DENMARK				2506	
326 FINLAND				176	
335 GERMANY W		685		6289	
344 ITALY				350	
375 SWEDEN		355		664	
400 U STATES		8199		83828	
		9374		101839	
BLACKBOARDS OF SLATE OR PAPER					9240
335 GERMANY W		136		989	

IMPORTS INTO CANADA FOR CONSUMPTION

Articles and Countries from which Imported	MONTH OF AUGUST 1957		EIGHT MONTHS ENDED AUGUST 1957		Class Number
	Quantities	Values (\$)	Quantities	Values (\$)	
344 ITALY		7135		22737	
366 PORTUGAL				3512	
400 U STATES		41740		303402	
PRESENTATIONS FOR LIFE SAVING		49011		330640	9241
400 U STATES				145	
BIOLOGICAL PRODUCTS N O P				145	9242
100 U KINGDOM		446		19780	
234 AUSTRALIA				2838	
236 NEW ZEAL				966	
327 FRANCE				807	
335 GERMANY W				378	
344 ITALY				50	
354 NETHRLNOS				750	
375 SWEODEN				990	
376 SWITZRLNO				862	
400 U STATES		148003		1058049	
		148449		1085470	
BASKETS OF ALL KINOS N O P					9243
100 U KINGDOM		195		5820	
215 INOIA				385	
231 HONG KONG		5491		18004	
305 AUSTRIA				263	
306 BELGIUM		1298		12265	
313 CHINA				1105	
317 CZECHO S		191		191	
318 OENMARK		202		389	
327 FRANCE				1815	
335 GERMANY W		2153		13051	
340 HUNGARY				1087	
344 ITALY		552		5326	
347 JAPAN		6052		45396	
352 MEXICO		361		15504	
354 NETHRLNDS		244		433	
365 POLAND		3692		30982	
366 PORTUGAL		350		4428	
367 AZORES		761		8112	
372 SPAIN				6050	
375 SWEDEN				229	
388 YUGO SLAV		420		9568	
400 U STATES		17186		173679	
		39148		354082	
COMMUNION SETS CHURCH ARTICLES					9244
100 U KINGDOM		1668		16842	
215 INOIA				113	
231 HONG KONG		696		2687	
234 AUSTRALIA				274	
305 AUSTRIA				1993	
306 BELGIUM		125		4973	
313 CHINA				744	
317 CZECHO S		2987		47017	
318 OENMARK				720	
327 FRANCE		33175		197075	
335 GERMANY W		9828		48942	
344 ITALY		55335		375658	
347 JAPAN		6859		91792	
352 MEXICO				203	
354 NETHRLNDS		55		1074	
360 ISRAEL				1933	
365 POLAND				50	
366 PORTUGAL		967		3758	
371 THAILAND				309	
372 SPAIN				3241	
376 SWITZRLND				341	
383 HAWAII				295	
389 IRELAND		274		3986	
400 U STATES		47266		374081	
		159235		1178101	
CARTRIDGE CASES GUN WAOS CAPS					9246
100 U KINGDOM		213		1065	
335 GERMANY W				13568	
375 SWEDEN				96	
400 U STATES		914		174815	
		1127		189544	
AMMUNITION N O P					9247
100 U KINGDOM		86483		541821	
306 BELGIUM				3966	
327 FRANCE				2700	
335 GERMANY W		939		3441	
359 NORWAY				7223	
375 SWEODEN				244705	
400 U STATES		40497		1920266	
		127919		2724122	
ELECTRICAL ENERGY					9249
400 U STATES	MKWH	42971	187820	226722	1128425
		42971	187820	226722	1128425
ICE					9251
400 U STATES		438		2771	
		438		2771	
INCUBATORS BROODERS AND PARTS					9252
100 U KINGDOM	NO		6	766	
400 U STATES		260	53471	14094	553621
		260	53471	14100	554387
IRON SAND PRESSURE BLASTING					9253
100 U KINGDOM		5919		64736	

IMPORTS INTO CANADA FOR CONSUMPTION

Articles and Countries from which Imported	MONTH OF AUGUST 1957		EIGHT MONTHS ENDED AUGUST 1957		Class Number
	Quantities	Values (\$)	Quantities	Values (\$)	
400 U STATES		38244		496928	
BALL POINT PENS AND PARTS		44163		561664	9254
100 U KINGDOM		116		30595	
234 AUSTRALIA		480		1420	
306 BELGIUM				76	
335 GERMANY W		390		7529	
344 ITALY		570		693	
347 JAPAN		230		3815	
376 SWITZRLND				295	
400 U STATES		169227		1436122	
ALABASTER SPAR AMBER ORNAMENTS		171013		1480545	9255
100 U KINGDOM		17438		82562	
203 B E AFR		143		419	
215 INDIA				66	
231 HONG KONG		490		7922	
234 AUSTRALIA		654		654	
305 AUSTRIA		275		1202	
306 BELGIUM		413		489	
317 CZECHO S		2456		6098	
318 DENMARK				1162	
327 FRANCE		375		6619	
335 GERMANY W		9664		44835	
344 ITALY		1380		17947	
347 JAPAN		22671		121471	
352 MEXICO				193	
354 NETHRLNDS		171		236	
365 POLAND		21535		36223	
375 SWEDEN		207		207	
376 SWITZRLND		121		624	
390 GERMANY E		18039		38127	
400 U STATES		43206		145968	
MACHINE CARD CLOTHING		139238		513024	9256
100 U KINGDOM		40948		170523	
306 BELGIUM				149	
335 GERMANY W				2573	
400 U STATES		7129		88558	
PENCILS LEAD NON PROPELLING		48077		261803	9257
100 U KINGDOM	GROSS	80	321	3154	8868
305 AUSTRIA		154	242	154	242
317 CZECHO S		50	113	1181	1549
327 FRANCE		20	143	32	268
335 GERMANY W		4371	9038	14810	33713
347 JAPAN		2486	1606	16880	15205
400 U STATES		1799	5236	14653	50875
		8960	16699	50864	110720
PENCILS LEAD N O P					9258
100 U KINGDOM		125		1289	
318 DENMARK				963	
327 FRANCE				234	
335 GERMANY W		1519		9683	
344 ITALY				166	
347 JAPAN				1131	
354 NETHRLNDS		263		263	
376 SWITZRLNO				567	
400 U STATES		13302		80067	
		15209		94363	
PENS FOUNTAIN EXCPT BALL POINT					9259
100 U KINGDOM		174		2122	
231 HONG KONG				113	
335 GERMANY W		909		9886	
344 ITALY		1994		7154	
347 JAPAN				1845	
376 SWITZRLND				165	
400 U STATES		12775		58994	
		15852		80279	
PENS N O P PENHOLDERS RULERS					9260
100 U KINGDOM		6985		26639	
231 HONG KONG				130	
335 GERMANY W		1338		8297	
344 ITALY				834	
347 JAPAN		459		1055	
400 U STATES		21400		130665	
		30182		167620	
PRECIDUS STONES NOT MOUNTED					9262
100 U KINGDOM		5849		129603	
215 INDIA		1051		10045	
217 CEYLON				5856	
231 HONG KONG		400		14587	
234 AUSTRALIA		250		885	
305 AUSTRIA		35655		205951	
306 BELGIUM		106		106	
309 BRAZIL				268	
317 CZECHO S		8268		53916	
327 FRANCE		1205		31715	
335 GERMANY W		17830		141935	
344 ITALY		124		2716	
347 JAPAN		38843		218624	
352 MEXICO		2969		7828	
371 THAILAND		738		3696	
372 SPAIN				1194	
376 SWITZRLND		3423		40448	
400 U STATES		34014		301282	
		150725		1170655	

IMPORTS INTO CANADA FOR CONSUMPTION

Articles and Countries from which Imported	MONTH OF AUGUST 1957		EIGHT MONTHS ENDED AUGUST 1957		Class Number
	Quantities	Values (\$)	Quantities	Values (\$)	
PULLEYS BELT POWER TRANS NOP					9263
100 U KINGDOM		778		34619	
335 GERMANY W				4850	
344 ITALY				542	
354 NETHRLNDS		858		5818	
375 SWEDEN				156	
400 U STATES		82769		714025	
		84405		760010	
SETTLERS EFFECTS					9264
100 U KINGDOM		1154071		7517743	
203 B E AFR				12632	
205 RHOD NYAS		1185		7421	
207 UN SO AFR		5497		49690	
208 BSA OTHER				1105	
210 G COAST				175	
211 NIGERIA				2172	
215 INDIA		3510		32469	
216 PAKISTAN		500		7495	
217 CEYLON				2797	
218 MALAYA		2500		22126	
220 BERMUDA		7330		18721	
221 B GUIANA				10780	
223 BARBADOS				12890	
224 JAMAICA		2000		33730	
225 TRINIDAD		1261		21348	
227 BAHAMAS				220	
228 LEEW WIND				600	
229 FALKLAND				75	
230 GIBRALTAR				6000	
231 HONG KONG		4590		39763	
232 MALTA		3890		16735	
234 AUSTRALIA		19779		99761	
235 FIJI				1850	
236 NEW ZEAL		1520		29474	
303 ARABIA		2036		2327	
304 ARGENTINA		600		15400	
305 AUSTRIA		21708		129108	
306 BELGIUM		62116		248102	
307 BEL CONGO				600	
308 BOLIVIA				8652	
309 BRAZIL		3300		30225	
311 BURMA				105	
312 CHILE				2775	
313 CHINA		2118		3158	
314 COLOMBIA		2250		7635	
315 C RICA				100	
316 CUBA		900		2680	
317 CZECHO S				2380	
318 DENMARK		51998		480978	
321 ECUADOR		200		200	
322 EGYPT		14225		34866	
323 EL SALVD		565		565	
324 ESTONIA				1990	
325 ETHIOPIA				500	
326 FINLAND		10843		45267	
327 FRANCE		73930		464723	
328 FR AFRICA		23034		56844	
329 INDOCHINA		518		518	
335 GERMANY W		470581		2883296	
336 GREECE		3805		37096	
340 HUNGARY		14545		225850	
341 ICELAND				3200	
342 IRAN		1660		6939	
343 IRAQ		1900		2400	
344 ITALY		24963		158952	
347 JAPAN		5175		65023	
348 KOREA				100	
349 LATVIA		1000		1975	
352 MEXICO		10803		16222	
353 MOROCCO		8559		83738	
354 NETHRLNDS		433302		2975226	
355 INDONESIA				2255	
357 NETH AMT				2450	
358 NICARAGUA				50	
359 NORWAY		20290		90623	
360 ISRAEL		3400		14490	
361 PANAMA		200		200	
363 PERU		1558		14928	
364 PHIL		1500		18000	
365 POLAND		5135		22090	
366 PORTUGAL		1390		9640	
367 AZORES				500	
371 THAILAND				3395	
372 SPAIN		410		3357	
374 SPAN AFR				2000	
375 SWEDEN		10195		117512	
376 SWITZRLND		27960		296975	
379 TURKEY		800		8177	
380 USSR				1610	
381 ALASKA				4237	
382 VIRGIN IS				4500	
383 HAWAII		9267		14067	
386 URUGUAY		60		160	
387 VENEZUELA		2700		57354	
388 YUGO SLAV		2110		7425	
389 IRELAND		4365		42595	

IMPORTS INTO CANADA FOR CONSUMPTION

185

Articles and Countries from which Imported	MONTH OF AUGUST 1957		EIGHT MONTHS ENDED AUGUST 1957		Class Number
	Quantities	Values (\$)	Quantities	Values (\$)	
390 GERMANY E				200	
391 LEBANON		8800		20885	
392 SYRIA		3000		3350	
393 TAIWAN				4000	
394 PORT E AF				300	
400 U STATES		2165632		12106575	
		4723039		28821387	
SHOW CASES AND METAL PARTS					9265
100 U KINGDOM		69		437	
335 GERMANY W				2573	
400 U STATES		10913		144756	
		10982		147766	
SIGNS LETTERS OTHER THAN PAPER					9266
100 U KINGDOM		1225		27830	
306 BELGIUM				1155	
327 FRANCE		205		672	
335 GERMANY W		113		2708	
347 JAPAN				1360	
375 SWEDEN				1663	
376 SWITZERLAND				2136	
389 IRELAND				96	
400 U STATES		63616		549573	
		65159		587193	
MEASURING RULES AND TAPES					9267
100 U KINGDOM		9694		83776	
317 CZECHOSLOVAKIA				1212	
318 DENMARK				156	
327 FRANCE		647		647	
335 GERMANY W		3568		32281	
344 ITALY				1631	
347 JAPAN		191		2285	
354 NETHERLANDS				4076	
376 SWITZERLAND				261	
400 U STATES		50112		423075	
		64212		549400	
WASTE AND JUNK NON PAPER					9269
100 U KINGDOM	CWT		1206	3200	
400 U STATES		386888	23827	122757	
		386888	2411938	125957	
WAX VEGETABLE AND MINERAL NON PAPER					9270
100 U KINGDOM	LB		4078	1776	
309 BRAZIL	307708	212412	1418640	1035060	
317 CZECHOSLOVAKIA			13228	2990	
335 GERMANY W	5511	3840	35855	24997	
352 MEXICO			71456	57309	
390 GERMANY E	22046	4366	22487	4498	
400 U STATES	13992	9509	336678	218812	
	349257	230127	1902422	1345442	
WAX AND MANUFACTURES NON PAPER					9271
100 U KINGDOM		1088		7794	
207 UNION SOUTH AFRICA				1056	
317 CZECHOSLOVAKIA		664		664	
335 GERMANY W		196		18288	
344 ITALY				667	
352 MEXICO				110	
376 SWITZERLAND				137	
400 U STATES		34173		231161	
		36121		259877	
WHIPS AND PARTS					9272
100 U KINGDOM				4100	
400 U STATES		666		5073	
		666		9173	
WINDOW CORNICES CORNICE POLES					9273
400 U STATES		66		348	
		66		348	
UNENUMERATED ARTICLES					9274
SHIPMENTS UNDER 50 DOLLARS					9275
100 U KINGDOM		129392		907292	
203 BELGIUM		28		355	
205 RHODESIA				7	
207 UNION SOUTH AFRICA		101		1051	
208 BSA OTHER		65		319	
210 GULF COAST				21	
211 NIGERIA		5		36	
215 INDIA		863		5441	
216 PAKISTAN		83		438	
217 CEYLON				292	
218 MALAYA		146		555	
219 BELGIUM OTHER				2	
220 BERMUDA		62		711	
221 BELGIUM GUIANA		304		1179	
222 BELGIUM HONOLULU		303		1273	
223 BARBADOS		307		627	
224 JAMAICA		127		1709	
225 TRINIDAD		41		619	
227 BAHAMAS				167	
228 LEeward WIND				63	
231 HONG KONG		8278		76449	
232 MALTA		3		35	
234 AUSTRALIA		752		5364	
236 NEW ZEALAND		70		528	
304 ARGENTINA		164		614	
305 AUSTRIA		1545		10019	
306 BELGIUM		2485		18330	
307 BELGIUM CONGO				3	

IMPORTS INTO CANADA FOR CONSUMPTION

Articles and Countries from which Imported	MONTH OF AUGUST 1957		EIGHT MONTHS ENDED AUGUST 1957		Class Number
	Quantities	Values (\$)	Quantities	Values (\$)	
309 BRAZIL		11		1015	
310 BULGARIA				1	
312 CHILE		10		2277	
313 CHINA		181		736	
314 COLOMBIA		50		75	
315 C RICA		89		991	
316 CUBA		395		2865	
317 CZECHO S		1076		4509	
318 DENMARK		2132		13965	
319 GREENLAND				205	
320 DOM REP				37	
321 ECUADOR				1069	
322 EGYPT		14		521	
324 ESTONIA				36	
325 ETHIOPIA				89	
326 FINLAND		314		1653	
327 FRANCE		149666		87622	
328 FR AFRICA		9		66	
329 INDOCHINA		55		106	
331 FR OCEANA		10		10	
334 ST PIERRE		217		863	
335 GERMANY W		33177		206887	
336 GREECE		70		1329	
337 GUATEMALA		598		2576	
338 HAITI				186	
339 HONDURAS		62		346	
340 HUNGARY		138		971	
341 ICELAND				25	
342 IRAN				369	
344 ITALY		8718		47801	
347 JAPAN		20275		103302	
348 KOREA				1	
349 LATVIA		10		30	
350 LIBERIA		55		55	
352 MEXICO		700		10205	
353 MOROCCO				99	
354 NETHRLNDS		6644		49883	
355 INDONESIA		5		30	
357 NETH ANT		10		40	
359 NORWAY		894		5077	
360 ISRAEL		269		795	
361 PANAMA				150	
362 PARAGUAY				7	
363 PERU		3		76	
364 PHIL		75		91	
365 POLAND		161		726	
366 PORTUGAL		298		2236	
367 AZORES		36		946	
370 ROUMANIA				92	
371 THAILAND				108	
372 SPAIN		570		3870	
373 CANARY IS				30	
375 SWEDEN		2829		19858	
376 SWITZRLND		6432		37588	
378 JORDAN				71	
379 TURKEY		18		227	
380 USSR		78		539	
381 ALASKA		1093		10420	
382 VIRGIN IS		6		11	
383 HAWAII		286		2986	
384 P RICO		333		2100	
387 VENEZUELA				416	
388 YUGO SLAV		74		384	
389 IRELAND		239		1338	
390 GERMANY E		560		1529	
391 LEBANON		46		132	
392 SYRIA				74	
393 TAIWAN				6	
400 U STATES		4065610		32852287	
		4315025		34520515	

Value, Price and Volume Indexes of Imports for Consumption

The following table gives index numbers of the declared (statistical) value of imports for consumption by months, and of the unit value (price) and volume of these imports. The value index expresses the value of imports in a given month as a percentage of the monthly average in the base year. The price index is of the fixed-weight aggregative (Laspeyres) type, and combines unit values calculated from the monthly import statistics with specified wholesale or other price quotations. These latter quotations are used where inadequate quantity reporting or insufficiently homogeneous items in the trade statistics prevent the obtaining of sufficiently representative unit value series. The volume index is derived by dividing the value index by the corresponding price index, and is, therefore, of the currently-weighted (Paasche) type. These indexes are computed with 1948 as an interim reference base pending conversion to the Bureau's official post-war reference base (1949).

In computing the price index certain adjustments were made to the regular grouping of commodities used in the trade statistics, and all three indexes are presented on the basis of these adjusted groups. The chief adjustments are as follows: the two groups "agricultural and vegetable products" and "animals and animal products" have been combined into one group now titled "agricultural and animal products"; the sub-group "rubber and its products" (1678-1732) and the item "advertising matter" (4291) have been transferred to the "miscellaneous products" group; the item "arms, etc., British or N.A.T.O. countries" (9196) has been deducted from the "miscellaneous products" total and the grand total; three "ships" items (9155-57) have been transferred to the "iron and steel and their products" group; and a few other adjustments designed to improve group classification by component material have been made.

These indexes are currently computed from the original data for months, quarters and calendar years. Approximate indexes for other periods may be obtained by averaging the monthly values. Although such indexes will be less accurate than would result from a separate computation based on the original data, the margin of error is insufficient to necessitate a lengthy separate computation.

A complete record of these series by months for the post-war period is published in issues of Volume I of the annual report "Trade of Canada". Some additional commodity information appears in issues of the "Review of Foreign Trade". Details of the computation of the price indexes are given in D.B.S. Reference Paper, No. 8, 1950, titled "Export and Import Price Indexes by Months, July, 1945 - June, 1950 (1948 = 100)".

MONTHLY INDEX NUMBERS OF DECLARED VALUES, PRICES AND PHYSICAL VOLUME OF IMPORTS FOR CONSUMPTION, BY GROUPS

Interim base, 1948 = 100

Month	Total			Agricultural and Animal Products			Fibres and Textiles			Wood Products and Paper			
	1955	1956	1957	1955	1956	1957	1955	1956	1957	1955	1956	1957	
INDEX OF DECLARED VALUES													
1	January	139.0	183.2	208.2	127.4	132.2	155.0	104.1	126.0	122.7	212.2	278.9	319.2
2	February	139.3	183.5	195.5	124.5	137.5	136.4	100.3	126.0	124.2	238.4	313.1	305.6
3	March	168.6	210.0	212.8	134.4	137.7	145.4	121.5	125.5	126.2	263.4	307.7	311.6
4	April	172.9	240.0	243.8	147.5	156.2	180.2	116.0	132.7	134.1	241.2	311.4	330.5
5	May	195.7	248.0	251.4	161.7	190.3	210.1	112.5	131.3	126.0	275.6	330.3	320.6
6	June	180.6	221.6	206.1	155.0	177.6	168.8	97.8	102.7	106.5	268.7	306.8	264.7
7	July	167.6	218.1	217.4	127.2	171.0	174.0	93.6	106.1	105.5	241.1	326.3	291.5
8	August	191.2	212.9	213.1	146.2	163.2	175.0	117.2	121.0	117.4	294.8	322.6	347.8
9	September	187.6	196.2		143.3	154.3		107.4	97.2		290.9	315.1	
10	October	207.1	245.3		180.1	212.9		115.7	125.0		317.5	357.1	
11	November	201.0	236.3		177.2	211.7		118.4	136.3		302.1	327.7	
12	December	175.1	181.0		162.9	162.0		101.4	95.4		259.2	249.9	
AI	Annual Index	177.1	214.7		149.0	167.2		108.8	118.8		267.1	312.2	
INDEX OF PRICES													
1	January	109.0	113.4	115.0	102.5	98.8	100.1	98.3	92.7	92.1	116.3	122.8	123.6
2	February	109.6	113.8	116.1	102.1	99.4	100.1	97.6	93.5	92.3	117.2	123.1	123.2
3	March	110.4	114.4	116.7	101.7	98.7	102.6	97.7	93.4	90.5	118.4	123.5	124.0
4	April	110.6	113.8	117.4	100.8	100.0	105.4	96.3	90.0	89.9	119.0	123.5	124.3
5	May	109.7	113.1	116.7	98.3	100.3	106.5	95.7	88.2	90.2	119.6	124.0	125.0
6	June	109.8	113.5	116.7	99.7	104.1	108.0	97.1	88.1	89.5	118.9	124.4	125.6
7	July	109.1	112.4	115.8r	97.8	101.6	106.1r	95.3	88.6	88.1r	119.1	124.2	126.5
8	August	109.6	112.4	116.0	98.6	101.8	105.2	95.7	87.7	91.1	119.2	124.3	126.7
9	September	111.3	112.0		98.9	101.5		96.1	86.2		119.9	124.4	
10	October	112.1	112.8		99.1	100.4		94.0	88.3		120.3	123.9	
11	November	112.8	113.0		98.8	99.2		91.2	89.1		121.6	123.6	
12	December	113.6	113.5		99.5	100.0		93.2	90.2		122.8	123.3	
AI	Annual Index	110.5	113.0		99.8	99.9		95.5	89.2		119.4	123.8	
INDEX OF PHYSICAL VOLUME													
1	January	127.5	161.6	181.0	124.3	133.8	154.8	105.9	135.9	133.2	182.5	227.1	258.3
2	February	127.1	161.2	168.4	121.9	138.3	136.3	102.8	134.8	134.6	203.4	254.3	248.1
3	March	152.7	183.6	182.3	132.2	139.5	141.7	124.4	134.4	139.4	222.5	249.1	251.3
4	April	156.3	210.9	207.7	146.3	156.2	171.0	120.5	147.4	149.2	202.7	252.1	265.9
5	May	178.4	219.3	215.4	164.5	189.7	197.3	117.6	148.9	139.7	230.4	266.4	256.5
6	June	164.5	195.2	176.6	155.5	170.6	156.3	100.7	116.6	119.0	226.0	246.6	210.7
7	July	153.6	194.0	187.7r	130.1	168.3	164.0r	98.2	119.8	119.8r	202.4	262.7	230.4
8	August	174.5	189.4	183.7	148.3	160.3	166.3	122.5	138.0	128.9	247.3	259.5	274.5
9	September	168.6	175.2		144.9	152.0		111.8	112.8		242.6	253.3	
10	October	184.7	217.5		181.7	212.1		123.1	141.6		263.9	288.2	
11	November	178.2	209.1		179.4	213.4		129.8	153.0		248.4	265.1	
12	December	154.1	159.5		163.7	162.0		108.8	105.8		211.1	202.7	
AI	Annual Index	160.3	190.0		149.3	167.4		113.9	133.2		223.7	252.2	

r: revised

MONTHLY INDEX NUMBERS OF DECLARED VALUES, PRICES AND PHYSICAL VOLUME OF IMPORTS FOR CONSUMPTION, BY GROUPS

Interim base, 1948 = 100

Iron and Steel and their Products			Non-Ferrous Metals and their Products			Non-Metallic Minerals and their Products			Chemicals and Fertilizers			Miscellaneous Products			
1955	1956	1957	1955	1956	1957	1955	1956	1957	1955	1956	1957	1955	1956	1957	
INDEX OF DECLARED VALUES															
152.7	229.7	289.2	228.5	269.9	321.4	79.4	112.1	113.2	173.2	212.5	223.6	268.5	341.9	329.8	1
155.9	234.2	269.8	203.1	274.7	275.2	78.0	97.3	101.9	166.4	224.6	250.7	300.3	338.4	332.9	2
205.0	311.7	301.6	242.7	297.5	307.3	87.6	92.0	104.3	208.6	232.6	242.8	357.0	395.0	404.5	3
210.6	356.4	353.8	225.5	332.6	320.8	91.2	113.7	119.5	203.6	282.4	279.4	398.8	458.0	451.3	4
236.9	346.9	346.5	253.1	350.8	346.6	115.9	133.5	140.2	238.8	288.9	285.0	461.5	446.6	452.3	5
219.7	303.5	272.1r	239.9	330.2	291.4r	113.7	132.6	128.2	226.4	246.3	229.7	372.8	378.8	376.0	6
202.9	284.4	282.1	211.6	336.2	322.5	105.6	133.5	145.3	212.1	251.7	224.4	403.7	404.4	402.7	7
208.5	246.9	246.7	283.9	338.6	306.9	139.3	158.8	144.4	232.0	227.2	252.7	431.5	412.8	453.2	8
202.2	243.2		304.8	315.0		118.3	132.3		239.8	213.4		492.2	362.7		9
225.7	310.5		341.6	392.2		141.1	150.5		262.6	267.2		430.4	436.2		10
218.7	300.0		347.4	359.8		138.7	145.1		250.0	262.5		381.0	381.1		11
208.1	235.7		274.9	263.9		102.3	111.8		208.2	197.0		333.7	296.8		12
203.9	283.6		263.1	321.8		109.3	126.1		218.5	242.2		386.0	387.7		AI
INDEX OF PRICES															
120.4	132.0	136.5	121.6	131.9	134.8	100.4	101.6	104.7	107.5	112.2	110.8	111.8	128.8	115.4	1
121.9	132.9	136.8	122.3	132.2	135.9	100.3	101.3	108.7	108.4	112.3	110.9	114.7	127.7	117.8	2
123.3	133.4	136.9	123.1	132.5	136.0	101.2	103.8	110.4	109.4	112.7	111.1	117.6	126.8	117.3	3
123.6	133.3	137.4	124.4	132.6	136.7	102.2	103.4	111.9	109.6	112.8	111.8	119.2	123.0	112.6	4
123.6	133.1	136.9	124.4	133.5	136.4	100.6	102.3	109.0	110.1	112.1	110.5	116.9	118.9	112.1	5
123.7	132.8	136.5	125.2	134.0	136.6	99.3	102.2	108.6	109.7	111.7	109.8	115.3	117.6	112.7	6
123.8	132.7	136.3	124.3	132.4	135.8r	99.1	100.4	107.3	109.1	111.4	109.5r	115.5	113.6	112.0	7
124.1	132.8	136.4	124.3	132.4	135.8	99.3	101.4	106.8	109.5	111.1	109.8	118.0	111.7	111.8	8
126.5	132.4		125.2	131.8		100.1	101.0		109.3	111.3		126.2	112.8		9
128.7	134.1		126.6	132.6		101.0	101.3		111.0	110.8		130.3	114.5		10
130.4	134.3		130.1	134.1		101.7	102.2		111.8	109.9		132.1	113.9		11
131.5	134.9		131.0	134.2		102.2	102.4		111.9	110.3		131.2	112.8		12
125.2	133.2		124.8	132.8		100.6	102.0		109.9	111.7		119.7	118.3		AI
INDEX OF PHYSICAL VOLUME															
126.8	174.0	211.9	187.9	204.6	238.4	79.1	110.3	108.1	161.1	189.4	201.8	240.2	265.5	285.8	1
127.9	176.2	197.2	166.1	207.8	202.5	77.8	96.1	93.7	153.5	200.0	226.1	261.8	265.0	282.6	2
166.3	233.7	220.3	197.2	224.5	226.0	86.6	88.6	94.5	190.7	206.4	218.5	303.6	311.5	344.8	3
170.4	267.4	257.5	181.3	250.8	234.7	89.2	110.0	106.8	185.8	250.4	249.9	334.6	372.4	400.8	4
191.7	260.6	253.1	203.5	262.8	254.1	115.2	130.5	128.6	216.9	257.7	257.9	394.8	375.6	403.5	5
177.6	228.5	199.3	191.6	246.4	213.3	114.5	129.7	118.0	206.4	220.5	209.2	323.3	322.1	333.6	6
163.9	214.3	207.0	170.2	253.9	237.5r	106.6	133.0	135.4	194.4	225.9	204.9r	349.5	356.0	359.6	7
168.0	185.9	180.9	228.4	255.7	226.0	140.3	156.6	135.2	211.9	204.5	230.1	365.7	369.6	405.4	8
159.8	183.7		243.5	239.0		118.2	131.0		219.4	191.7		390.0	321.5		9
175.4	231.5		269.8	295.8		139.7	148.6		236.6	241.2		330.3	381.0		10
167.7	223.4		267.0	268.3		136.4	142.0		223.6	238.9		288.4	334.6		11
158.3	174.7		209.8	196.6		100.1	109.2		186.1	178.6		254.3	263.1		12
162.9	212.9		210.8	242.3		108.6	123.6		198.8	216.8		322.5	327.7		AI



CANADA

TRADE OF CANADA

IMPORTS

SEPTEMBER, 1957


AND

NINE MONTHS ENDED SEPTEMBER, 1957

DOMINION BUREAU OF STATISTICS

International Trade Division

External Trade Section



IMPORTS INTO CANADA FOR CONSUMPTION

Changes affecting Previous Reports
 Cumulative totals adjusted in Volume III of the
 Annual Report of the Trade of Canada for 1956

1957
 Import
 List No. 8

MONTH OF JULY, 1954

Class Number		
7072 - Deduct from United States	52,040 cwt.	\$ 78,171
7041 - Add to United States	52,040 cwt.	\$ 78,171

MONTH OF SEPTEMBER, 1954

Class Number		
7072 - Deduct from United States	44,777 cwt.	\$ 58,778
7141 - Add to United States	44,777 cwt.	\$ 58,778

MONTH OF NOVEMBER, 1954

Class Number		
7072 - Deduct from United States	58,693 cwt.	\$ 86,821
7141 - Add to United States	58,693 cwt.	\$ 86,821

MONTH OF JANUARY, 1955

Class Number		
7072 - Deduct from United States	57,859 cwt.	\$ 85,587
7141 - Add to United States	57,859 cwt.	\$ 85,587

MONTH OF FEBRUARY, 1955

Class Number		
7072 - Deduct from United States	18,700 cwt.	\$ 30,853
7141 - Add to United States	18,700 cwt.	\$ 30,853

MONTH OF MAY, 1955

Class Number		
7072 - Deduct from United States	18,833 cwt.	\$ 31,230
7141 - Add to United States	18,833 cwt.	\$ 31,230

MONTH OF JUNE, 1955

Class Number		
7072 - Deduct from United States	35,702 cwt.	\$ 59,204
7141 - Add to United States	35,702 cwt.	\$ 59,204

MONTH OF JULY, 1955

Class Number		
7072 - Deduct from United States	61,138 cwt.	\$101,383
7141 - Add to United States	61,138 cwt.	\$101,383

MONTH OF AUGUST, 1955

Class Number		
7072 - Deduct from United States	63,724 cwt.	\$105,137
7141 - Add to United States	63,724 cwt.	\$105,137

MONTH OF OCTOBER, 1955

Class Number		
7072 - Deduct from United States	60,191 cwt.	\$100,317
7141 - Add to United States	60,191 cwt.	\$100,317

MONTH OF DECEMBER, 1955

Class Number		
7072 - Deduct from United States	52,596 cwt.	\$ 88,098
7141 - Add to United States	52,596 cwt.	\$ 88,098

Changes affecting Previous Reports
Cumulative totals adjusted in Volume III of the
Annual Report of the Trade of Canada for 1956

1957
Import
List No. 8

MONTH OF MARCH, 1956

Class Number

7072 - Deduct from United States	61,860 cwt.	\$112,888
7141 - Add to United States	61,860 cwt.	\$112,888

MONTH OF MAY, 1956

Class Number

7072 - Deduct from United States	62,092 cwt.	\$113,318
7141 - Add to United States	62,092 cwt.	\$113,318

MONTH OF JULY, 1956

Class Number

7072 - Deduct from United States	62,615 cwt.	\$113,701
7141 - Add to United States	62,615 cwt.	\$113,701

MONTH OF OCTOBER, 1956

Class Number

7072 - Deduct from United States	61,460 cwt.	\$109,946
7141 - Add to United States	61,460 cwt.	\$109,946

MONTH OF NOVEMBER, 1956


Class Number

7072 - Deduct from United States	62,586 cwt.	\$111,364
7141 - Add to United States	62,586 cwt.	\$111,364

MONTH OF DECEMBER, 1956

Class Number

7185 - Deduct from United States	3,760,425 gal.	\$205,554
7173 - Add to United States	3,760,425 gal.	\$205,554



IMPORTS INTO CANADA FOR CONSUMPTION

Changes affecting Previous Reports	1957
Cumulative totals adjusted in September Report	Import List No. 10

MONTH OF JANUARY, 1957

Class Number		
3568 - Deduct from Japan	23,987 lb.	\$12,769
3576 - Add to Japan	23,987 lb.	\$12,769
8329 - Add to Switzerland	11,400 lb.	-

MONTH OF FEBRUARY, 1957

Class Number		
3568 - Deduct from Japan	6,035 lb.	\$ 5,514
3576 - Add to Japan	6,035 lb.	\$ 5,514

MONTH OF MARCH, 1957

Class Number		
7093 - Deduct from United Kingdom	128,895 sq. ft.	\$43,273
7094 - Add to United Kingdom	128,895 sq. ft.	\$43,273
3568 - Deduct from Japan	6,378 lb.	\$ 4,385
3576 - Add to Japan	6,378 lb.	\$ 4,385

MONTH OF MAY, 1957

Class Number		
3568 - Deduct from Japan	26,585 lb.	\$13,821
3576 - Add to Japan	26,585 lb.	\$13,821

MONTH OF JUNE, 1957

Class Number		
3568 - Deduct from Japan	18,492 lb.	\$10,366
3576 - Add to Japan	18,492 lb.	\$10,366

DOMINION BUREAU OF STATISTICS
International Trade Division
External Trade Section

TRADE OF CANADA

IMPORTS

SEPTEMBER, 1957

AND

NINE MONTHS ENDED SEPTEMBER, 1957

Published by Authority of
The Honourable Gordon Churchill, Minister of Trade and Commerce

7502-505—97

Price \$5 a year
Single copies 50 cents

Vol. 14, No. 9



TABLE OF CONTENTS

	Page
EXPLANATORY NOTES	2
KEY TO ABBREVIATIONS OF COUNTRIES	3
 SUMMARY TABLES:	
Imports into Canada for Consumption, by Countries	4
Imports into Canada for Consumption, by Main Groups	6
 DETAILED TABLES:	
Imports for Consumption, by Articles and Countries:	
Agricultural and Vegetable Products (except Chemicals, Fibres and Wood):	Class Number
A — Mainly Food	1 to 390
B — Other than Food	1501 to 1846
Animals and Animal Products (except Chemicals and Fibres).....	2012 to 2348
Fibres, Textiles and Textile Products	3001 to 3576
Wood, Wood Products and Paper	4002 to 4311
Iron and Its Products	5001 to 5738
Non-Ferrous Metals and Their Products (except Gold)	6001 to 6260
Non-Metallic Minerals and Their Products (except Chemicals).....	7001 to 7304
Chemicals and Allied Products	8001 to 8950
Miscellaneous Commodities	9000 to 9275

VALUE AND VOLUME at end of report

EXPLANATORY NOTES

1. **Source of Data.** Statistics of imports are based upon the declarations of importers (import entries) as subsequently checked by customs officials.
2. **Valuation.** The value of goods imported is the value as determined for customs duty purposes. In most cases this corresponds to the value shown on the invoice accompanying the goods, converted to Canadian dollars at authorized exchange rates (usually the commercial rate prevailing on the date at which the goods were actually despatched to Canada), and excluding such charges as freight, insurance, handling and taxes. In effect, therefore, import values are taken f.o.b. point of shipment in the country of export.
3. **Units of Quantity.** Weight, where shown, is the net weight of the goods, excluding the weight of such packing as is required for shipment, except in certain special cases otherwise defined in the Customs Tariff. The expression "ton" means 2,000 pounds, and "cwt." 100 pounds, avoirdupois. Where other units of quantity are used, Imperial standards apply.

In this report are items such as "engines, gas, n.o.p., and parts" which show a quantity in "number" as well as value. In these items the "number" refers only to the number of substantially complete articles imported, while the value includes also the value of any parts of the article imported. For such items the average value per unit cannot be ascertained.
4. **Coverage.** Statistics of imports include all goods which enter Canada and are cleared by customs officials for domestic sale or use. The series, therefore, includes goods which are cleared by customs immediately on entry into the country, and goods cleared out of customs warehouses; but excludes goods placed in customs warehouses on entering the country. The technical phrase "Imports entered for consumption" which is sometimes used to describe Canadian import statistics does not imply that all imports will actually be consumed in Canada, but only that they are free to be so consumed without further customs formalities.
5. **Exclusions.** Import statistics exclude gold, but include gold products where the value of the gold content is less than 80% of the value of the article. A small amount of gold scrap in the form of jewellers' sweepings is also included. Some goods for the use of United States forces stationed at treaty bases in Canada are excluded, as are ships of British construction and registry imported for use in Canada, ships purchased for use in foreign trade, bunker supplies and ships' stores purchased by Canadian vessels abroad, temporary imports for exhibition or competition, and Canadian-owned military equipment returned to Canada.
6. **Countries Credited.** Imports are usually credited to the country from which the goods were consigned to Canada. The country of consignment is the country from which goods have come to Canada without interruption of transit except in the course of transfer from one means of conveyance to another.

An exception to this rule is made in the case of imports of goods originating in Central or South America (including the Antilles and Bermuda) which are consigned to Canada from the United States. This class of imports is credited to the country in which the goods originated.
7. **Time Periods.** Import statistics for any month include all goods declared on import entries received at the Bureau of Statistics during the calendar month in question.
8. **Abbreviations.** Many descriptions of countries and articles used in this report are abbreviated or incomplete because of mechanical limitations. A key to abbreviations of countries appears in this report, and full descriptions of all articles appear in Volume III of the annual report "Trade of Canada". The letters "N.O.P." mean "not otherwise provided for".
9. **Revisions.** All statistics in this report are subject to revision. Revisions to previous reports are published on the coloured pages at the beginning of each monthly report.

KEY TO ABBREVIATIONS OF COUNTRIES

Note:— The classification of Countries with a statement of the territorial limits used for statistical purposes will be found in Volume I of the Annual Report of the Trade of Canada.

Aden.....	Aden	Ireland.....	Ireland
Afghan.....	Afghanistan	Israel.....	Israel
Alaska.....	Alaska	Ital Afr.....	Italian Africa
Albania.....	Albania	Italy.....	Italy
Virgin Is.....	American Virgin Islands	Jamaica.....	Jamaica
Arabia.....	Arabia	Japan.....	Japan
Argentina.....	Argentina	Jordan.....	Jordan
Australia.....	Australia	Korea.....	Korea
Austria.....	Austria	Latvia.....	Latvia
Azores.....	Azores and Madeira	Lebanon.....	Lebanon
Bahamas.....	Bahamas	Leew Wind.....	Leeward and Windward Islands
Barbados.....	Barbados	Liberia.....	Liberia
Bel Congo.....	Belgian Congo	Libya.....	Libya
Belgium.....	Belgium and Luxembourg	Lithuania.....	Lithuania
Bermuda.....	Bermuda	Madagascr.....	Madagascar
Bolivia.....	Bolivia	Malaya.....	Malaya and Singapore
Brazil.....	Brazil	Malta.....	Malta
B E Afr.....	British East Africa	Mauritius.....	Mauritius and Seychelles
B Guiana.....	British Guiana	Mexico.....	Mexico
B Hond.....	British Honduras	Morocco.....	Morocco
Bulgaria.....	Bulgaria	Nethrlnds.....	Netherlands
Burma.....	Burma	Neth Ant.....	Netherlands Antilles
Canary Is.....	Canary Islands	New Zeal.....	New Zealand
Ceylon.....	Ceylon	Nicaragua.....	Nicaragua
Chile.....	Chile	Nigeria.....	Nigeria
China.....	China, except Taiwan	Norway.....	Norway
Colombia.....	Colombia	B E I Other.....	Other British East Indies
C Rica.....	Costa Rica	B Oceania.....	Other British Oceania
Cuba.....	Cuba	B S A Other.....	Other British South Africa
Czecho S.....	Czechoslovakia	B W A Other.....	Other British West Africa
Denmark.....	Denmark	Pakistan.....	Pakistan
Dom Rep.....	Dominican Republic	Panama.....	Panama
Ecuador.....	Ecuador	Paraguay.....	Paraguay
Egypt.....	Egypt	Peru.....	Peru
El Salvd.....	El Salvador	Phil.....	Philippines
Estonia.....	Estonia	Poland.....	Poland
Ethiopia.....	Ethiopia	Portugal.....	Portugal
Falkland.....	Falkland Islands	Port E Af.....	Portuguese East Africa
Finland.....	Finland	Port W Af.....	Portuguese West Africa
Fiji.....	Fiji	Port Asia.....	Portuguese Asia
France.....	France	P Rico.....	Puerto Rico
Fr Africa.....	French Africa	Rhod Nyas.....	Rhodesia and Nyasaland
Fr Guiana.....	French Guiana	Roumania.....	Roumania
Fr Oceana.....	French Oceania	U S S R.....	U.S.S.R. (Russia)
Fr W Ind.....	French West Indies	S Leone.....	Sierra Leone
Gambia.....	Gambia	Spain.....	Spain
Germany E.....	Germany, Eastern	Span Afr.....	Spanish Africa
Germany W.....	Germany, Federal Republic of	St. Pierre.....	St. Pierre and Miquelon
Gibraltar.....	Gibraltar	Sudan.....	Sudan
G Coast.....	Gold Coast	Surinam.....	Surinam
Greece.....	Greece	Sweden.....	Sweden
Greenland.....	Greenland	Switzrlnd.....	Switzerland
Guatemala.....	Guatemala	Syria.....	Syria
Haiti.....	Haiti (Republic of)	Taiwan.....	Taiwan (Formosa)
Hawaii.....	Hawaii	Thailand.....	Thailand (Siam)
Honduras.....	Honduras	Trinidad.....	Trinidad and Tobago
Hong Kong.....	Hong Kong	Turkey.....	Turkey
Hungary.....	Hungary	Un So Afr.....	Union of South Africa
Iceland.....	Iceland	U Kingdom.....	United Kingdom
India.....	India	U States.....	United States
IndoChina.....	Indo-China	U S Ocea.....	United States Oceania
Indonesia.....	Indonesia	Uruguay.....	Uruguay
Iran.....	Iran	Venezuela.....	Venezuela
Iraq.....	Iraq	Yugo Slav.....	Yugoslavia

IMPORTS INTO CANADA FOR CONSUMPTION, BY COUNTRIES (EXCLUDING GOLD)

Countries	Month of September		Nine Months ended September	
	1956	1957	1956	1957
	\$	\$	\$	\$
Commonwealth Countries				
United Kingdom	35,828,739	38,913,516	363,289,687	391,692,741
Aden	-	-	46,987	37,054
British East Africa	340,837	327,532	5,977,110	4,068,262
Mauritius and Seychelles	1,543,657	2,307,648	4,088,475	4,472,186
Rhodesia and Nyasaland	172,895	196,960	487,484	919,529
Union of South Africa	499,578	536,391	6,397,093	4,842,401
Other British South Africa	587	-	3,782	2,039
Gambia	-	-	-	-
Gold Coast	990,781	495,011	4,040,632	2,522,089
Nigeria	5,080	16,043	927,784	2,352,339
Sierra Leone	-	4,072	18,275	9,411
Other British West Africa	-	3	-	193
Ceylon	1,164,764	1,475,532	11,915,287	10,810,866
India	1,740,914	2,475,136	21,854,742	20,438,182
Malaya and Singapore	2,758,270	1,888,738	21,580,331	20,601,956
Pakistan	75,906	72,365	1,183,541	428,280
Other British East Indies	11,161	14,879	93,001	78,991
Bermuda	9,871	10,643	162,779	138,409
British Guiana	3,982,364	1,714,765	13,779,548	13,531,954
British Honduras	27,176	5,812	121,545	204,239
Bahamas	1,052	7,340	145,694	71,032
Barbados	215,075	497,043	4,051,750	5,598,601
Jamaica	1,547,134	3,398,532	18,799,824	32,551,350
Leeward and Windward Islands	254,347	14,098	2,116,512	1,971,808
Trinidad and Tobago	721,200	592,886	9,500,427	7,781,066
Falkland Islands	-	-	-	75
Gibraltar	74	-	958	6,251
Hong Kong	372,071	646,057	4,369,241	5,298,770
Malta	9,146	11,147	40,075	66,361
Australia	3,729,740	5,348,536	15,726,623	20,092,280
Fiji	960,787	1,339,276	3,876,196	5,051,534
New Zealand	24,770	1,021,719	10,954,572	10,230,594
Other British Oceania	-	-	142,234	-
Total Commonwealth Countries	56,987,976	63,331,680	525,692,189	565,870,843
Foreign Countries				
Afghanistan	-	-	-	-
Albania	-	-	-	-
Arabia	3,281,754	3,688,977	14,447,449	15,762,438
Argentina	344,306	297,422	3,397,678	3,350,945
Austria	288,166	440,134	2,898,551	3,172,951
Belgium and Luxembourg	4,304,147	3,356,169	37,320,194	35,530,052
Belgian Congo	719,300	476,314	1,741,374	1,497,164
Bolivia	4,222	18,048	70,285	109,337
Brazil	3,042,821	3,035,401	25,164,161	25,454,282
Bulgaria	-	63	152	64
Burma	-	-	80	518
Chile	114,929	14,597	842,852	1,466,098
China (except Taiwan)	116,091	140,227	5,307,003	4,245,274
Taiwan	4,714	25,551	94,699	91,169
Colombia	1,550,176	1,612,418	18,372,797	13,840,355
Costa Rica	323,617	736,534	2,440,835	6,498,152
Cuba	499,496	137,830	11,368,090	11,384,154
Czechoslovakia	599,284	299,058	3,936,797	3,893,316
Denmark	417,466	1,378,591	4,682,026	5,764,233
Greenland	342	-	8,176	53,281
Dominican Republic	27,194	70,104	1,055,546	926,108
Ecuador	257,663	440,669	3,174,861	3,204,147
Egypt	4,795	17,859	126,867	197,132
El Salvador	28,967	55,281	988,254	1,232,762
Estonia	135	-	135	2,026
Ethiopia	3,128	19,415	107,842	55,728
Finland	27,730	43,146	342,684	319,003
France	2,752,469	3,182,736	23,747,985	27,247,432
French Africa	262,777	200,211	1,865,242	2,014,844
Indo-China	741	394	14,145	6,125
French Guiana	-	-	-	-
French Oceania	-	-	200	10
French West Indies	-	-	20	-
Madagascar	200	832	27,858	13,520
St. Pierre and Miquelon	1,595	18,382	25,123	73,556

Countries	Month of September		Nine Months ended September	
	1956	1957	1956	1957
	\$	\$	\$	\$
Foreign Countries - Concluded				
Germany, Federal Republic of	7,511,700	8,719,812	62,163,118	71,038,757
Germany, Eastern	235,874	94,641	613,668	506,138
Greece	21,301	25,712	167,325	316,612
Guatemala	114,115	83,220	2,367,427	2,672,854
Haiti	111,267	150,767	1,303,043	1,043,150
Honduras	672,694	195,563	5,190,198	4,295,823
Hungary	21,850	32,643	146,961	341,096
Iceland	1,002	154	6,761	7,730
Iran	18,742	9,933	947,106	390,144
Iraq	-	42,350	695,448	143,452
Ireland	3,933	93,793	304,102	734,554
Israel	67,274	142,460	1,214,288	1,203,840
Italy	2,946,558	3,302,968	16,755,415	21,842,524
Italian Africa	-	-	-	-
Japan	4,880,458	4,916,508	44,638,529	45,608,321
Jordan	56	1,719	1,270	3,561
Korea	-	-	8,045	34,356
Latvia	683	-	1,907	2,005
Lebanon	1,747,896	1,385	16,493,966	24,998
Liberia	101,579	-	412,657	7,440
Libya	38	-	274	-
Lithuania	-	192	1,095	192
Mexico	1,043,055	1,134,419	38,640,286	13,401,548
Morocco	2,504	39,161	106,568	192,994
Netherlands	2,340,701	2,553,362	17,190,537	18,941,123
Indonesia	108,247	137,757	893,849	789,857
Surinam	467,385	298,135	3,101,411	2,872,899
Netherlands Antilles	2,530,646	5,258,420	26,200,355	25,013,288
Nicaragua	54,513	110,067	651,369	506,689
Norway	328,720	299,332	2,146,969	2,419,518
Panama	442,402	665,897	6,731,841	5,375,727
Paraguay	10,722	31,831	128,086	159,316
Peru	59,497	222,790	1,915,713	2,502,727
Philippines	79,289	328,941	1,537,186	3,457,305
Poland	249,946	115,630	1,712,081	707,958
Portugal	183,457	215,674	1,511,558	1,808,413
Azores and Madeira	10,054	9,196	116,953	100,780
Portuguese East Africa	16,983	6,606	332,923	24,136
Portuguese West Africa	52,242	-	94,371	163
Portuguese Asia	-	-	-	-
Roumania	-	-	2,289	246
Spain	296,839	441,547	4,296,389	4,084,953
Canary Islands	-	-	18,271	14,824
Spanish Africa	-	-	400	2,000
Sudan	5,221	11,430	60,394	29,387
Sweden	1,828,035	1,096,343	12,035,433	12,121,131
Switzerland	1,944,417	2,512,937	16,126,517	17,571,822
Syria	729	34,446	917,651	234,471
Thailand	252,796	35,166	893,192	542,712
Turkey	22,474	50,642	413,624	529,716
U.S.S.R. (Russia)	63,407	1,026,688	690,090	2,217,616
United States	309,898,673	309,261,656	3,098,501,663	3,101,569,436
Alaska	446,344	320,152	2,669,918	3,049,684
American Virgin Islands	-	-	-	5,181
Hawaii	525,929	392,043	3,819,517	3,031,526
Puerto Rico	40,069	76,456	629,188	690,611
United States Oceania	10	-	10	-
Uruguay	89,994	93,150	886,920	781,866
Venezuela	19,605,641	17,614,333	150,874,554	191,894,336
Yugoslavia	280,287	56,278	614,912	536,630
Total Foreign Countries	380,716,473	381,970,668	3,713,465,552	3,734,806,312
GRAND TOTAL	437,704,449	445,302,348	4,239,157,741	4,300,677,155

**IMPORTS INTO CANADA FOR CONSUMPTION FROM ALL COUNTRIES, FROM THE UNITED KINGDOM
AND FROM THE UNITED STATES, BY MAIN GROUPS (EXCLUDING GOLD)**

Main Groups	Month of September		Nine Months ended September	
	1956	1957	1956	1957
	\$	\$	\$	\$
ALL COUNTRIES				
Agricultural and Vegetable Products (except Chemicals, Fibres and Wood)	48,543,839	53,617,488	447,151,345	471,464,800
Animals and Animal Products (except Chemicals and Fibres)	9,192,570	10,107,037	87,453,284	93,430,460
Fibres, Textiles and Textile Products	28,402,572	29,952,682	312,169,711	311,213,524
Wood, Wood Products and Paper	19,092,403	18,345,470	171,280,916	170,096,282
Iron and Its Products	160,098,957	147,660,707	1,676,128,742	1,694,244,568
Non-Ferrous Metals and Their Products	39,731,675	43,211,760	362,256,842	361,939,552
Non-Metallic Minerals and Their Products (except Chemicals)	67,203,451	68,549,864	559,638,182	573,575,593
Chemicals and Allied Products	20,875,678	24,546,176	216,619,114	221,788,402
Miscellaneous Commodities	44,563,304	49,311,164	406,459,605	402,923,974
Total	437,704,449	445,302,348	4,239,157,741	4,300,677,155
UNITED KINGDOM				
Agricultural and Vegetable Products (except Chemicals, Fibres and Wood)	2,590,015	3,191,180	20,362,471	20,235,934
Animals and Animal Products (except Chemicals and Fibres)	1,039,672	1,461,596	10,519,917	11,318,182
Fibres, Textiles and Textile Products	7,047,538	6,816,078	79,226,853	80,488,808
Wood, Wood Products and Paper	519,746	610,237	4,598,838	4,639,648
Iron and Its Products	11,974,648	12,899,692	123,406,966	148,507,762
Non-Ferrous Metals and Their Products	5,844,836	5,567,151	54,458,341	47,865,634
Non-Metallic Minerals and Their Products (except Chemicals)	2,638,061	2,652,838	25,861,027	21,976,186
Chemicals and Allied Products	1,654,864	1,608,978	16,619,411	16,604,569
Miscellaneous Commodities	2,519,359	4,105,766	28,235,863	40,056,018
Total	35,828,739	38,913,516	363,289,687	391,692,741
UNITED STATES				
Agricultural and Vegetable Products (except Chemicals, Fibres and Wood)	21,722,909	21,061,185	224,749,555	233,357,592
Animals and Animal Products (except Chemicals and Fibres)	5,651,201	5,054,157	51,902,972	56,564,270
Fibres, Textiles and Textile Products	14,032,483	15,031,045	132,154,138	158,992,748
Wood, Wood Products and Paper	17,252,801	16,247,421	154,973,757	152,680,467
Iron and Its Products	137,135,556	124,254,571	1,462,504,852	1,439,871,843
Non-Ferrous Metals and Their Products	26,082,908	29,517,766	252,765,308	252,657,648
Non-Metallic Minerals and Their Products (except Chemicals)	32,674,135	36,699,126	286,650,783	292,569,769
Chemicals and Allied Products	17,693,641	21,259,518	189,404,537	193,199,681
Miscellaneous Commodities	37,653,035	40,136,867	343,395,761	321,675,418
Total	309,898,673	309,261,656	3,098,501,663	3,101,569,436

IMPORTS INTO CANADA FOR CONSUMPTION

Articles and Countries from which Imported	MONTH OF SEPTEMBER 1957		NINE MONTHS ENDED SEPTEMBER 1957		Class Number
	Quantities	Values (\$)	Quantities	Values (\$)	
GROUP 1					
AGRICULTURAL PRODUCTS					
A MAINLY FOOD					
APPLES FRESH	LB				1
236 NEW ZEAL			1024720	85651	
304 ARGENTINA			25165	3449	
312 CHILE			900	126	
381 ALASKA			3728	896	
400 U STATES					
	5015502	247097	35960814	2309100	
	5015502	247097	37015327	2399222	
APRICOTS QUINCES FRESH	LB				2
312 CHILE			12110	2331	
400 U STATES					
	89950	8737	3756399	263685	
	89950	8737	3768509	266016	
BANANAS	CWT				3
222 B HOND	350	3096	1559	14255	
224 JAMAICA			768	3795	
314 COLOMBIA			42699	257993	
315 C RICA	91217	713788	698384	5886991	
316 CUBA			40	432	
320 DOM REP	2418	18140	39844	306466	
321 ECUADOR	45322	309088	376520	2768227	
337 GUATEMALA	6548	57627	73759	544241	
339 HONDURAS	23618	170912	597222	4216551	
361 PANAMA	75368	665587	676406	5297653	
381 ALASKA			27	1017	
400 U STATES	28	284	451	4836	
	244869	1938522	2507679	19302457	
CHERRIES FRESH	LB				4
400 U STATES					
	34320	4475	2172143	596056	
	34320	4475	2172143	596056	
CRANBERRIES FRESH	LB				5
400 U STATES					
	1062084	133782	1458519	186109	
	1062084	133782	1458519	186109	
GRAPEFRUIT FRESH	LB				6
100 U KINGDOM			1925	58	
224 JAMAICA			4410	347	
231 HONG KONG			11032	1271	
316 CUBA	140480	5657	140480	5657	
339 HONDURAS	524000	20871	731186	33979	
400 U STATES	6063674	255365	109767703	4068609	
	6728154	281893	110656736	4109921	
GRAPES FRESH	LB				7
100 U KINGDOM			37057	4471	
207 UN SO AFR			191930	19289	
304 ARGENTINA			42942	9419	
312 CHILE			805638	158059	
381 ALASKA			1039	192	
400 U STATES	13572357	873830	47162219	4745879	
	13572357	873830	48240825	4937309	
GUAVAS MANGOES PLANTAINS FRESH					8
316 CUBA				739	
352 MEXICO				582	
400 U STATES				14143	
		1252		15464	
		1252		15464	
LEMONS FRESH	LB				9
344 ITALY			107482	9113	
400 U STATES					
	2142162	129063	23984182	1673764	
	2142162	129063	24091664	1682877	
LIMES FRESH	LB				10
352 MEXICO			455	81	
400 U STATES					
	17151	1910	511418	43646	
	17151	1910	511873	43727	
MUSKMELONS CANTALOUPE FRESH	LB				11
304 ARGENTINA			13060	1478	
312 CHILE			201224	14686	
352 MEXICO			3321080	201978	
400 U STATES					
	4234112	152161	24088241	1157513	
	4234112	152161	27623605	1375655	
MELONS FRESH N O P	NO				12
304 ARGENTINA			731	405	
316 CUBA			729	1248	
352 MEXICO			395681	174054	
400 U STATES					
	116878	28203	3665978	1320897	
	116878	28203	4063119	1496604	
ORANGES MANDARINES FRESH	CU FT				13
100 U KINGDOM			1641	4623	
207 UN SO AFR	225	397	225	397	
224 JAMAICA			60	150	
231 HONG KONG			607	1479	
344 ITALY			2000	3240	
347 JAPAN			27764	44952	
352 MEXICO			33134	52983	
360 ISRAEL			34672	82201	
372 SPAIN			16987	30716	
381 ALASKA			240	808	
393 TAIWAN			3466	10745	
400 U STATES					
	649036	1429224	7691756	16836738	
	649261	1429621	7812552	17069032	

IMPORTS INTO CANADA FOR CONSUMPTION

Articles and Countries from which Imported	MONTH OF SEPTEMBER 1957		NINE MONTHS ENDED SEPTEMBER 1957		Class Number	
	Quantities	Values (\$)	Quantities	Values (\$)		
PEACHES FRESH						
312 CHILE	LB		22 435	3189	14	
400 U STATES	1 605 796	87 465	21 023 195	1 389 415		
			21 045 630	1 392 604		
PEARS FRESH						
304 ARGENTINA	LB		1 01 580	1 52 45	15	
312 CHILE			13 100	2 288		
400 U STATES	6 031 065	3 981 04	23 079 636	1 682 218		
			23 194 316	1 699 751		
PINEAPPLES FRESH						
316 CUBA	LB	1 069 70	5 690	8 493 891	4 441 83	16
352 MEXICO				48 231	28 76	
383 HAWAII		1 89 27	743	7 87 914	60 475	
384 P RICO		4 000	269	7 71 872	42 721	
400 U STATES		2 330	167	6 42 41	37 19	
		13 22 27	6 869	10 166 149	5 539 74	
PLUMS OR PRUNES FRESH						
304 ARGENTINA	LB		3 475	8 61	17	
312 CHILE			4 571 7	9 605		
400 U STATES	1 593 902	1 135 43	12 983 296	1 384 558		
			13 032 488	1 395 024		
BERRIES FRESH N O P						
326 FINLAND	LB		605	158	18	
400 U STATES	4 443 1	9 917	8 460 71	1 324 63		
			8 466 76	1 326 21		
STRAWBERRIES FRESH						
400 U STATES	LB	8 673 61	1 560 51	20 004 097	3 206 618	19
		8 673 61	1 560 51	20 004 097	3 206 618	
FRESH FRUITS N O P						
383 HAWAII				1 511	20	
400 U STATES		7 968		11 593 2		
		7 968		11 744 3		
APPLES DRIED						
400 U STATES	LB	1 4600	4 068	7 805 81	1 644 67	31
		1 4600	4 068	7 805 81	1 644 67	
APRICOTS NECTARINES DRIED						
231 HONG KONG	LB		80	1 49	32	
234 AUSTRALIA		4 000	1 584	3 000 00	12 009	
372 SPAIN				1 29 782	3 22 22	
400 U STATES		6 486 7	2 807 2	4 670 54	21 350 2	
		6 886 7	2 965 6	6 269 16	2 578 83	
BANANAS DRIED						
400 U STATES	LB		7 940	7 963	33	
			7 940	7 963		
CURRENTS DRIED						
234 AUSTRALIA	LB	6 573 84	1 037 39	27 546 68	4 125 78	34
400 U STATES		4 192 0	8 501	1 052 43	20 557	
		6 993 04	11 224 0	28 599 11	4 331 35	
OATES						
231 HONG KONG	LB		10 495	2 888	36	
342 IRAN			1 652 651	9 825 7		
343 IRAQ		3 188 13	39 397	2 257 277	13 788 1	
400 U STATES		21 344	3 960	19 223 40	21 437 4	
		3 401 57	4 335 7	5 842 763	4 534 00	
FIGS DRIED AND FIG PASTE						
366 PORTUGAL	LB		30 000	20 96	37	
379 TURKEY			5 622	843		
400 U STATES		1 353 02	3 410 5	6 704 29	1 515 09	
		1 353 02	3 410 5	7 060 51	1 544 48	
PEACHES DRIED						
400 U STATES	LB	1 509 5	4 312	1 385 98	4 244 6	38
		1 509 5	4 312	1 385 98	4 244 6	
PRUNES OR PLUMS DRIED UNPITTED						
231 HONG KONG	LB		600	1 26	39	
400 U STATES		1 319 928	1 963 77	9 520 592	1 527 420	
		1 319 928	1 963 77	9 521 192	1 527 546	
PEARS DRIED						
400 U STATES	LB	2 940	840	41 353	1 165 4	40
		2 940	840	41 353	1 165 4	
RAISINS						
207 UN SO AFR	LB		3 385 00	5 407 6	41	
234 AUSTRALIA		3 669 633	5 975 90	15 772 885	2 475 225	
372 SPAIN			1 721 9	28 59		
400 U STATES		2 549 623	4 085 79	13 494 448	1 958 795	
		6 219 256	10 061 69	29 623 052	4 490 955	
FRUITS ORIED N O P						
231 HONG KONG	LB	560	293	18 417	5 752	42
347 JAPAN				705	232	
400 U STATES		1 725 8	5 414	31 474 4	10 442 5	
		1 781 8	5 707	33 386 6	11 040 9	
RASPBERRIES FROZEN 1 LB OR LESS						
400 U STATES	LB		37 567	9 906	43	
			37 567	9 906		
RASPBERRIES FROZEN OVER 1 LB						
100 U KINGDOM	LB		50 400	8 856	44	
354 NETHRLNDS			41 235	8 558		
400 U STATES		2 499 6	5 312	6 519 0	1 675 5	
		2 499 6	5 312	1 568 25	3 416 9	
STRAWBERRIES FROZN 1 LB OR LESS						
400 U STATES	LB	3 195 0	8 285	15 750 01	3 687 49	45
		3 195 0	8 285	15 750 01	3 687 49	
STRAWBERRIES FROZEN OVER 1 LB						
352 MEXICO	LB	60 000	9 639	6 600 00	80 205	46
354 NETHRLNOS				41 146	61 72	
400 U STATES		2 287 80	4 740 5	15 422 282	2 743 41	
		2 887 80	5 704 4	22 434 28	3 607 18	

IMPORTS INTO CANADA FOR CONSUMPTION

Articles and Countries from which Imported	MONTH OF SEPTEMBER 1957		NINE MONTHS ENDED SEPTEMBER 1957		Class Number
	Quantities	Values (\$)	Quantities	Values (\$)	
FRUITS N O P FROZN 1LB OR LESS 400 U STATES	LB 13313	3696	164939	39961	47
FRUITS N O P FROZEN OVER 1 LB 354 NETHRLNDS 400 U STATES	LB 215331	34052	8234 2852700	1308 423155	48
APRICOTS CANNED 100 U KINGDOM 207 UN SO AFR 234 AUSTRALIA 372 SPAIN 400 U STATES	LB 2850 91950 74248 644207	467 14171 9719 69594	15466 661799 265883 4226684	2544 113573 36007 482908	49
PEACHES CANNED 234 AUSTRALIA 400 U STATES	LB 143687 1858400	20331 197059	588349 16205205	81171 1795241	50
CHERRIES SULPHURED OR IN BRINE 344 ITALY 354 NETHRLNDS 372 SPAIN	LB 409547	58003	2823466 17028 48942	432362 1477 5287	51
OLIVES SULPHURED OR IN BRINE 231 HONG KONG 304 ARGENTINA 312 CHILE 328 FR AFRICA 336 GREECE 344 ITALY 353 MOROCCO 366 PORTUGAL 372 SPAIN 400 U STATES	LB 7568 66138 20440 577708 124054	1241 9090 3962 121589 23739	500 1324 8908 718429 393044 214710 98989 509925 4130730 1172797	87 284 1737 97796 73488 16018 13673 110839 931935 228061	52
LEMON ORANGE GRAPE FRUIT RINDS 100 U KINGDOM 231 HONG KONG 234 AUSTRALIA 316 CUBA 338 HAITI 344 ITALY 384 P RICO 400 U STATES	LB 105 123 2161 1910 802	527 2360 700 7701 1852 69750 13342 10036	795908 159621	1473918	53
MARMALADES CANNED 100 U KINGDOM 224 JAMAICA 335 GERMANY W 389 IRELAND 400 U STATES	LB 152545 12000 1248	27233 965 250	1661814 70560 300 1248 14068	298777 5562 95 250 2833	54
PEARS IN CANS 234 AUSTRALIA 400 U STATES	LB 84225 209376	12019 30421	1747990 2055706	307517 313933	55
PINEAPPLE IN CANS 207 UN SO AFR 218 MALAYA 231 HONG KONG 234 AUSTRALIA 316 CUBA 352 MEXICO 364 PHIL 381 ALASKA 383 HAWAII 393 TAIWAN 400 U STATES	LB 97538 391350 350 308995 548403 1861408 2381842 119300 4400	17505 39952 52 48922 56761 147031 295677 10153 974	153004 1593779 350 1501372 109750 4530345 2460433 240 15152958 191300 104119	27106 176012 52 222925 12313 460128 220932 52 1982200 16274 15788	56
FRUITS IN CANS N O P 100 U KINGDOM 215 INDIA 223 BARBADOS 231 HONG KONG 234 AUSTRALIA 316 CUBA 318 DENMARK 320 DOM REP 328 FR AFRICA 335 GERMANY W 344 ITALY 347 JAPAN 352 MEXICO 354 NETHRLNDS 375 SWEDEN 381 ALASKA 383 HAWAII 400 U STATES	LB 958 4256 33600 316579 19182 398731 773306	104 878 10290 31300 5395 40810 88777	5284 519 3501 41931 406175 11620 11774 11123 30039 1433 53925 2971789 5885 593378 7898 527 3030	852 131 162 6278 69157 2039 2902 2042 3487 301 6048 323175 794 95558 1446 124 794	57
CHERRIES FROZEN 1LB OR LESS 400 U STATES	LB 240	57	240	57	58
CHERRIES FROZEN OVER 1LB 400 U STATES	LB 297500 297500	38591 38591	2937070 2937070	430200 430200	59

IMPORTS INTO CANADA FOR CONSUMPTION

Articles and Countries from which Imported	MONTH OF SEPTEMBER 1957		NINE MONTHS ENDED SEPTEMBER 1957		Class Number
	Quantities	Values (\$)	Quantities	Values (\$)	
FRUITS NUTS PICKLED PRESERVED	GAL				60
100 U KINGDOM	958	1911	6276	20727	
215 INDIA	1750	3061	4894	9596	
223 BARBADOS			5460	3044	
224 JAMAICA			719	644	
231 HONG KONG	568	2111	7302	17099	
316 CUBA	11825	6434	88206	68608	
318 DENMARK	13	125	13	125	
327 FRANCE	13	108	2327	7103	
336 GREECE			1292	3775	
344 ITALY			1218	1897	
347 JAPAN	37	98	274	868	
353 MOROCCO	781	889	4895	5225	
354 NETHRLNDS			19727	32891	
360 ISRAEL	61	80	61	80	
365 POLAND	29135	29134	29135	29134	
383 HAWAII			110	311	
388 YUGO SLAV			2138	4067	
400 U STATES		3720	43395	68451	
	47184	47671	217442	273645	
FRUIT PULP N O P	LB				61
100 U KINGDOM	6720	963	13615	1989	
207 UN SO AFR			105075	11546	
231 HONG KONG			6067	1087	
234 AUSTRALIA			218204	61786	
316 CUBA	39025	5919	499775	47847	
320 DOM REP	2400	454	2400	454	
352 MEXICO	81568	7483	1017135	89801	
354 NETHRLNDS	134173	11425	1071262	113008	
365 POLAND	226553	16620	226553	16620	
372 SPAIN			318947	33316	
383 HAWAII	84047	9153	468693	52072	
389 IRELAND			11200	316	
400 U STATES	30941	4348	961088	126666	
	605427	56365	4920014	556508	
JELLIES JAMS	LB				62
100 U KINGDOM	289597	60910	1816983	371846	
215 INDIA			372	128	
224 JAMAICA			13020	1259	
231 HONG KONG	10000	1698	22332	3660	
306 BELGIUM	690	177	1911	499	
326 FINLAND			616	331	
327 FRANCE	179	105	2128	496	
335 GERMANY W	3000	622	15934	3276	
344 ITALY			1671	261	
354 NETHRLNDS	767	137	38561	6641	
359 NORWAY			1287	317	
375 SWEDEN			1680	466	
376 SWITZRLND	1788	518	16943	4533	
383 HAWAII	712	256	2201	751	
400 U STATES	6476	1793	204093	50697	
	313209	66216	2139732	445161	
GRAPEFRUIT ORANGE LEMON PULP	LB				63
224 JAMAICA	8276	538	110593	6448	
372 SPAIN			105684	4340	
400 U STATES	42550	3065	111732	13436	
	50826	3603	328009	24224	
MIXED FRUITS IN CANS	LB				64
100 U KINGDOM	950	169	7802	1439	
231 HONG KONG			210	56	
400 U STATES	4073828	529798	28233541	3640067	
	4074778	529967	28241553	3641562	
ORANGE JUICE CONCENTRATED FROZ	GAL				65
400 U STATES	114903	337269	1747842	4581468	
	114903	337269	1747842	4581468	
FRUIT JUICE N O P CONCENTRD FROZ	GAL				66
383 HAWAII			9360	25958	
400 U STATES	7014	17492	172552	412843	
	7014	17492	181912	438801	
LEMON JUICE CONCENTRATED FROZ	GAL				67
400 U STATES	13081	23355	124219	252745	
	13081	23355	124219	252745	
LEMON JUICE EXCEPT CONCENTRATD	GAL				68
100 U KINGDOM	520	3490	4192	19519	
400 U STATES	8160	12859	193289	334181	
	8680	16349	197481	353700	
ORANGE JUICE EXCEPT CONCENTRITD	GAL				69
100 U KINGDOM			821	1021	
400 U STATES	463178	331353	5717645	4342167	
	463178	331353	5718466	4343188	
PECTIN	LB				70
100 U KINGDOM			256135	9514	
318 DENMARK	2100	2191	8242	8893	
335 GERMANY W			300	388	
400 U STATES	10378	12812	116911	158914	
	12478	15003	381588	177709	
LEMON JUICE CONCENTRATED FRESH	GAL				71
100 U KINGDOM			783	5048	
344 ITALY			2040	12447	
400 U STATES	2199	13471	56661	176530	
	2199	13471	59484	194025	
ORANGE JUICE CONCENTRATD FRESH	GAL				72
100 U KINGDOM			22	62	
224 JAMAICA			437	1891	
352 MEXICO			15098	49421	
400 U STATES	12492	46446	165398	579167	
	12492	46446	180955	630741	

IMPORTS INTO CANADA FOR CONSUMPTION

Articles and Countries from which Imported	MONTH OF SEPTEMBER 1957		NINE MONTHS ENDED SEPTEMBER 1957		Class Number	
	Quantities	Values (\$)	Quantities	Values (\$)		
GRAPE JUICE OVER 1 GALLON 207 UN SO AFR 400 U STATES	GAL		5249 7492	9248 28941	73	
			12741	38189		
LIME JUICE NOT REFINED 224 JAMAICA 228 LEEW WIND	GAL		4510 11930	3212 7792	74	
	5032	3021	16440	11004		
FRUIT JUICES SPIRIT FORTIFIED 344 ITALY 354 NETHRLNDS 400 U STATES	GAL		125 20	999 518	75	
	12	199	152	3549		
BLENDED FRUIT JUICES 400 U STATES	GAL		297	5066	76	
	207664	132384	2381291	1586391		
FRUIT JUICE NOP EXCEPT CONCENT 100 U KINGDOM 335 GERMANY W 352 MEXICO 354 NETHRLNDS 383 HAWAII 400 U STATES	GAL		2243 428 48 829 1708	42307 1223 67 2549 1761	77	
	22271	20063	207661	211614		
GRAPEFRUIT JUICE EXCEPT CONCEN 100 U KINGDOM 225 TRINIDAD 400 U STATES	GAL		45 16980	60 13418	78	
	221055	129965	2563321	1525991		
PINEAPPLE JUICE EXCEPT CONCENT 218 MALAYA 234 AUSTRALIA 352 MEXICO 383 HAWAII 400 U STATES	GAL		855 8699 15038 113133	507 4766 8777 79669	79	
	137725	93719	992055	645380		
FRUIT SYRUPS CONC JUICES N O P 100 U KINGDOM 234 AUSTRALIA 326 FINLAND 327 FRANCE 335 GERMANY W 344 ITALY 354 NETHRLNDS 376 SWITZRLND 383 HAWAII 400 U STATES	GAL		1923 456 67	4470 1727 1099	80	
	13486	49254	103613	323955		
	16382	58042	174293	505760		
COCOANUTS 222 B HOND 228 LEEW WIND 316 CUBA 320 DOM REP 339 HONDURAS 364 PHIL 383 HAWAII 384 P RICO 400 U STATES	NO		3000 12650 2250 159660 2400 36450 30000 7500 700 3250	308 2665 1001 3034 11609 3305 3600 2053 17365 8416	81	
	19100	1779	671800	53048		
COCOANUT DESICCATED 100 U KINGDOM 215 INDIA 217 CEYLON 355 INDONESIA 364 PHIL 383 HAWAII 400 U STATES	LB		885100 78233	79940 218650 5293258 50000 383300 4760 2577464	7321 23632 503277 6669 45732 3966 623280	83
	1184300	163491	8607372	1213877		
COPRA NOT PREPARED 364 PHIL	LB		2219156 143258	33585502 2219387	84	
	2219156	143258	33585502	2219387		
ALMONDS NOT SHELLED 372 SPAIN 400 U STATES	LB		126795 30845	8267 1896 134295 35402	91	
	126795	30845	142562	37298		
BRAZIL NUTS NOT SHELLED 309 BRAZIL	LB		236372 33264	1092552 131725	92	
	236372	33264	1092552	131725		
FILBERTS HAZEL NOT SHELLED 344 ITALY 400 U STATES	LB		271625 52320	334429 63039 10000 3264	93	
	271625	52320	344429	66303		
PEANUTS GREEN SHELLED OR NOT 100 U KINGDOM 203 B E AFR 207 UN SO AFR 313 CHINA 335 GERMANY W 352 MEXICO 354 NETHRLNDS 400 U STATES	LB		1163250 127456	198000 19006 128700 13131 6998830 720607 7477999 884291 65211 9970 27437415 2798476 312718 39463 13512142 1310750	94	
	4501196	443830	56131015	5795694		
PECANS NOT SHELLED 400 U STATES	LB		10000 2817	69510 17987	95	
	10000	2817	69510	17987		

IMPORTS INTO CANADA FOR CONSUMPTION

12

Articles and Countries from which Imported	MONTH OF SEPTEMBER 1957		NINE MONTHS ENDED SEPTEMBER 1957		Class Number
	Quantities	Values (\$)	Quantities	Values (\$)	
WALNUTS NOT SHELLED	LB				96
215 INDIA			67200	11302	
313 CHINA			296300	43788	
344 ITALY			114526	22970	
400 U STATES			1008158	235148	
	976658	223619	1486184	313208	
OTHER NUTS NOT SHELLED	LB				97
231 HONG KONG	152	55	2512	542	
344 ITALY			6063	680	
400 U STATES	16506	10033	144531	72382	
	16658	10088	153106	73604	
ALMONDS SHELLED	LB				101
100 U KINGDOM	420	286	10795	8036	
231 HONG KONG			346	598	
344 ITALY			23600	14736	
366 PORTUGAL	10748	5266	95344	65724	
372 SPAIN	4200	2312	489385	263906	
400 U STATES	202360	100317	467767	290051	
	217728	108181	1087237	643051	
PEANUTS N O P	LB				102
218 MALAYA			1440	470	
231 HONG KONG	1500	392	14254	4200	
352 MEXICO	42000	4410	42000	4410	
354 NETHRLNDS			4620	1062	
400 U STATES	6005	2829	35731	15585	
	49505	7631	98045	25727	
WALNUTS SHELLED	LB				103
100 U KINGDOM			5500	2326	
215 INDIA			1843626	540567	
231 HONG KONG			55661	17311	
313 CHINA	34400	9729	6196327	2193594	
327 FRANCE			31838	14146	
335 GERMANY W			200506	78005	
342 IRAN			217266	68697	
344 ITALY			200138	72169	
400 U STATES	20800	10473	346285	133456	
	55200	20202	9097147	3120271	
OTHER NUTS SHELLED	LB				104
100 U KINGDOM			112	59	
231 HONG KONG			7880	1525	
344 ITALY	2750	1541	8041	2186	
372 SPAIN			3888	1533	
400 U STATES	20184	14385	122245	84772	
	22934	15926	142166	90075	
BRAZIL NUTS SHELLED	LB				105
308 BOLIVIA	41514	18048	130686	54066	
309 BRAZIL	75240	29005	316353	133171	
363 PERU			18348	9774	
400 U STATES			2700	1026	
	116754	47053	468087	198037	
CASHEW NUTS SHELLED	LB				106
215 INDIA	337200	143231	1810640	776293	
400 U STATES	32985	16487	291367	154042	
	370185	159718	2102007	930335	
PECANS SHELLED	LB				107
400 U STATES	156462	128959	729018	575238	
	156462	128959	729018	575238	
FILBERTS SHELLED	LB				108
335 GERMANY W			26124	13467	
344 ITALY			72506	31207	
354 NETHRLNDS			22046	9428	
372 SPAIN			127018	59021	
376 SWITZRLND			7055	3294	
379 TURKEY	12201	4477	452728	166120	
400 U STATES	203	156	222914	109939	
	12404	4633	930391	392476	
ASPARAGUS FRESH	LB				111
400 U STATES			6607829	759895	
			6607829	759895	
BEANS GREEN FRESH	LB				112
231 HONG KONG			500	56	
352 MEXICO			11259	1975	
400 U STATES	790615	55641	10255074	869469	
	790615	55641	10266833	871500	
BEETS FRESH EXCEPT SUGAR BEETS	LB				114
400 U STATES			4446737	129112	
			4446737	129112	
CABBAGE FRESH	LB				115
381 ALASKA			800	186	
400 U STATES	217346	5854	64996537	1737768	
	217346	5854	64997337	1737954	
CARROTS FRESH	LB				116
352 MEXICO			15150	434	
400 U STATES	145431	9009	68635504	2038045	
	145431	9009	68650654	2038479	
CAULIFLOWER FRESH	LB				117
400 U STATES	170321	13196	16704665	859014	
	170321	13196	16704665	859014	
CELERY FRESH	LB				118
400 U STATES	1464346	64356	76459241	3427743	
	1464346	64356	76459241	3427743	
CUCUMBERS FRESH	LB				119
316 CUBA			191386	14767	
352 MEXICO			19465	1934	
381 ALASKA			100	59	
383 HAWAII			3675	889	

IMPORTS INTO CANADA FOR CONSUMPTION

13

Articles and Countries from which Imported	MONTH OF SEPTEMBER 1957		NINE MONTHS ENDED SEPTEMBER 1957		Class Number
	Quantities	Values (\$)	Quantities	Values (\$)	
400 U STATES	4870264	188501	19451632	1170332	
LETTUCE FRESH	4870264	188501	19666258	1187981	120
400 U STATES	4887059	206044	106039343	3616275	
MUSHROOMS TRUFFLES FRESH	4887059	206044	106039343	3616275	121
231 HONG KONG	186	457	2147	6880	
327 FRANCE	4675	3439	5925	6885	
335 GERMANY W	692	509	2822	3296	
347 JAPAN	1900	4405	23856	45818	
365 POLAND			490	1647	
400 U STATES	62958	20055	955032	275240	
ONIONS FRESH	70411	28865	990272	339766	122
100 U KINGDOM	90000	3734	142808	5067	
207 UN SO AFR			304500	12604	
236 NEW ZEAL			202716	7601	
312 CHILE			2795415	95468	
322 EGYPT			3271538	75736	
344 ITALY	20778	740	476100	19645	
352 MEXICO			436784	18067	
354 NETHRLNDS	6094	266	6094	266	
372 SPAIN	1151165	35486	1984011	55865	
400 U STATES	2178710	54341	66511176	2502760	
PEAS GREEN FRESH	3446747	94567	76131142	2793079	123
352 MEXICO			313391	20990	
400 U STATES	27374	3342	935311	83883	
POTATOES SWEET AND YAMS FRESH	27374	3342	1248702	104873	124
224 JAMAICA			11	68	
231 HONG KONG			77	573	
400 U STATES	7846	34469	56117	367754	
POTATOES FRESH EXCEPT SEED	7846	34469	56205	368395	125
400 U STATES	46879	98677	1859212	3475264	
SPINACH FRESH	46879	98677	1859212	3475264	126
400 U STATES	47339	4744	5931413	345291	
TOMATOES FRESH	47339	4744	5931413	345291	127
224 JAMAICA			25524	2024	
227 BAHAMAS			93824	6122	
316 CUBA			168940	27371	
352 MEXICO			45341767	2455231	
381 ALASKA			400	220	
400 U STATES	4407970	234294	72310598	5961758	
VEGETABLES FRESH	4407970	234294	117941053	8452726	128
N O P					
231 HONG KONG	13342	995	187715	14264	
304 ARGENTINA			17375	3690	
306 BELGIUM			1226	412	
312 CHILE			25847	4857	
316 CUBA			2750	338	
344 ITALY	33478	5136	58864	8464	
347 JAPAN			1400	301	
352 MEXICO	560	170	391910	41059	
363 PERU			1250	437	
372 SPAIN			26250	4000	
383 HAWAII			2165	432	
400 U STATES	1349869	106197	47338917	3105556	
VEGETABLES FROZEN 1LB OR LESS	1397249	112498	48055669	3183810	129
400 U STATES	609621	109573	6098783	1173649	
VEGETABLES FROZEN OVER 1 LB	609621	109573	6098783	1173649	130
400 U STATES	408066	54877	4729187	620881	
MUSTARD LIQUID	408066	54877	4729187	620881	131
100 U KINGDOM				1050	
231 HONG KONG				1258	
306 BELGIUM				183	
327 FRANCE		576		9159	
335 GERMANY W		578		8075	
354 NETHRLNDS		248		1448	
400 U STATES		1814		10523	
PASTE HASH VEGETABLE		3216		31696	132
MEAT FISH					
100 U KINGDOM	896	296	19364	3874	
231 HONG KONG	1096	466	6342	2845	
318 DENMARK			1127	970	
327 FRANCE			7815	4520	
344 ITALY			17917	9850	
347 JAPAN	236	79	716	234	
354 NETHRLNDS			2965	823	
359 NORWAY			2361	1107	
376 SWITZRLNO	1500	375	1908	474	
381 ALASKA			544	220	
388 YUGO SLAV	338	327	338	327	
389 IRELAND			12000	1708	
400 U STATES	468304	92761	2563376	555053	
POTATOES DRIED	472370	94304	2636773	582005	133
100 U KINGDOM	15750	5135	235775	63581	
354 NETHRLNDS			17952	5602	
400 U STATES	3296	846	101563	20149	
	19046	5981	355290	89332	

IMPORTS INTO CANADA FOR CONSUMPTION

Articles and Countries from which Imported	MONTH OF SEPTEMBER 1957		NINE MONTHS ENDED SEPTEMBER 1957		Class Number
	Quantities	Values (\$)	Quantities	Values (\$)	
VEGETABLES DRIED N O P	LB				134
100 U KINGDOM			480	67	
231 HONG KONG			56639	19022	
322 EGYPT	5028	2002	39156	9672	
327 FRANCE	2240	404	1354	654	
335 GERMANY W			4509	1767	
344 ITALY	1000	446	3903	1519	
347 JAPAN	1020	352	3472	1297	
354 NETHRLNDS	176	72	3346	2386	
388 YUGO SLAV	4400	1292	8809	2905	
400 U STATES	220239	44080	2288033	552161	
	234103	48648	2409701	591450	
TOMATO JUICE CONCENTRATED	LB				136
TOMATOES CANNED	LB				137
344 ITALY	75210	5732	1578256	112614	
352 MEXICO			213150	14381	
372 SPAIN			241785	17235	
381 ALASKA			390	51	
400 U STATES	303902	22264	13358834	1014510	
	379112	27996	15392415	1158791	
TOMATO PASTE CANNED	LB				138
304 ARGENTINA	2440	372	38440	4116	
344 ITALY	3243790	470054	4860645	693679	
354 NETHRLNDS			1322	288	
366 PORTUGAL	202686	22999	202686	22999	
372 SPAIN			29762	3600	
400 U STATES	834583	116443	4993036	703791	
	4283499	609868	10125891	1428473	
TOMATO PULP AND PUREE CANNED	LB				139
344 ITALY	826734	84736	838308	86274	
400 U STATES	14233	985	415540	28049	
	840967	85721	1253848	114323	
TOMATO JUICE EXCEPT CONCENTRTD	LB				140
400 U STATES	2614011	160285	39054137	2496132	
	2614011	160285	39054137	2496132	
ASPARAGUS IN CANS	LB				141
306 BELGIUM			600	255	
327 FRANCE			9255	4877	
400 U STATES	45394	10175	1537658	324179	
	45394	10175	1547513	329311	
CORN IN CANS	LB				143
400 U STATES	372707	46185	8421605	1084588	
	372707	46185	8421605	1084588	
MUSHROOMS AND TRUFFLES IN CANS	LB				144
100 U KINGDOM			237	177	
231 HONG KONG			1607	4630	
318 DENMARK			47	52	
327 FRANCE	12890	7358	69946	33012	
335 GERMANY W			631	548	
344 ITALY	1144	4420	1979	5441	
347 JAPAN	300	553	3449	3855	
376 SWITZRLND			136	77	
400 U STATES	49525	18827	359857	125464	
	63859	31158	437889	173256	
PEAS IN CANS	LB				145
100 U KINGDOM			700	105	
306 BELGIUM	2512	498	11157	2050	
327 FRANCE	960	250	4229	1049	
354 NETHRLNDS			594	86	
376 SWITZRLND			575	120	
400 U STATES	119153	14468	1929958	221230	
	122625	15216	1947213	224640	
VEGETABLE JUICE N O P CANNED	LB				146
400 U STATES	8542	2144	155186	18605	
	8542	2144	155186	18605	
VEGETABLES N O P IN CANS	LB				147
100 U KINGDOM	1190	111	3030	422	
231 HONG KONG	14272	3151	113821	22188	
306 BELGIUM	9916	1739	28872	5832	
322 EGYPT			2205	477	
327 FRANCE	9062	1369	29730	7365	
328 FR AFRICA			5270	1195	
335 GERMANY W	6194	497	92174	9933	
344 ITALY			33981	7357	
347 JAPAN	997	261	53406	10024	
354 NETHRLNDS	3207	341	145082	15016	
372 SPAIN			27315	2647	
376 SWITZRLND			404	165	
381 ALASKA			415	83	
393 TAIWAN	90389	7059	90389	7059	
400 U STATES	333688	29158	4200279	377024	
	468915	43686	4826373	466787	
PIMENTOS IN CANS	LB				148
372 SPAIN			103789	14267	
400 U STATES	5700	2006	187079	41743	
	5700	2006	290868	56010	
BEANS GREEN OR WAX CANNED	LB				149
306 BELGIUM			10800	2169	
327 FRANCE	9600	2304	10956	2624	
344 ITALY			2750	450	
354 NETHRLNDS			26703	3996	
400 U STATES			612781	51680	
	9600	2304	663990	60919	
BEANS BAKED CANNED	LB				150
327 FRANCE			1491	200	

IMPORTS INTO CANADA FOR CONSUMPTION

Articles and Countries from which Imported	MONTH OF SEPTEMBER 1957		NINE MONTHS ENDED SEPTEMBER 1957		Class Number
	Quantities	Values (\$)	Quantities	Values (\$)	
347 JAPAN			845	180	
354 NETHRLNDS	719	97	1751	247	
400 U STATES	231505	19673	3172562	267124	
PICKLES PACKAGED	232224	19770	3176649	267751	
RETAIL SALE					151
100 U KINGDOM	1515	3574	25176	62842	
231 HONG KONG	358	695	3271	4944	
234 AUSTRALIA			72	334	
306 BELGIUM			36	143	
317 CZECHO S			105	136	
327 FRANCE			298	1361	
335 GERMANY W	62	198	3448	5243	
344 ITALY	189	543	601	1553	
347 JAPAN			1698	4040	
354 NETHRLNDS	45	166	84	342	
360 ISRAEL	2233	2425	2953	3187	
400 U STATES	39049	55338	461925	613663	
PICKLES N O P	43451	62939	499667	697788	
GAL					152
100 U KINGDOM	207	443	1910	5839	
215 INDIA			168	345	
227 BAHAMAS			6895	5712	
231 HONG KONG	796	999	6930	9455	
306 BELGIUM			88	164	
335 GERMANY W			2500	3188	
336 GREECE	220	250	12940	11569	
344 ITALY	37432	40063	103715	101884	
347 JAPAN	310	777	3890	6403	
354 NETHRLNDS	11331	14477	177259	199952	
372 SPAIN	800	1046	112309	97084	
388 YUGO SLAV			3300	2180	
400 U STATES	59082	41716	787634	459964	
SAUCES N O P	110178	99771	1219538	903739	
GAL					153
100 U KINGDOM	791	1834	5520	14865	
215 INDIA			213	498	
224 JAMAICA			60	243	
231 HONG KONG	1241	3886	14287	30028	
318 DENMARK			120	530	
327 FRANCE			81	478	
335 GERMANY W			405	986	
344 ITALY	18	80	18	80	
347 JAPAN			1207	1615	
354 NETHRLNDS	214	1639	2012	11070	
400 U STATES	44197	99413	322489	759277	
SAUCES SOY	46461	106852	346412	819670	
GAL					155
231 HONG KONG	7185	8187	58755	42600	
347 JAPAN	533	625	10052	10808	
400 U STATES	3979	3447	26489	26754	
KETCHUP	11697	12259	95296	80162	
GAL					156
100 U KINGDOM	82	214	82	214	
400 U STATES	37683	46630	326516	393120	
BARLEY BUCKWHEAT AND RYE	37765	46844	326598	393334	
BUSH					161
400 U STATES	71	86	1865	4087	
BEANS SOYA	71	86	1865	4087	
BUSH					162
231 HONG KONG			72	550	
400 U STATES	342662	805536	4745642	11203617	
BEANS N O P	342662	805536	4745714	11204167	
LB					163
100 U KINGDOM			185767	14429	
203 B E AFR			863777	60423	
205 RHOD NYAS	56040	3205	74490	4348	
231 HONG KONG			426268	42074	
234 AUSTRALIA			4500	342	
304 ARGENTINA	5720	480	13434	922	
312 CHILE	96835	5558	487456	30881	
327 FRANCE			4056	1135	
344 ITALY	55512	4504	140717	13786	
347 JAPAN	1000	167	6000	1152	
354 NETHRLNDS			19393	3134	
363 PERU	15000	1815	249988	38047	
371 THAILAND			25298	2657	
400 U STATES	384780	35236	2995697	317845	
INDIAN CORN	614887	50965	5496841	531175	
BUSH					167
400 U STATES	741125	966537	6483876	8844566	
OATS	741125	966537	6483876	8844566	
BUSH					168
400 U STATES			5463	6966	
PEAS SPLIT			5463	6966	
LB					169
100 U KINGDOM	10640	938	26320	2364	
234 AUSTRALIA			33600	1998	
312 CHILE			1760	219	
328 FR AFRICA			11023	1162	
354 NETHRLNDS			4860	472	
400 U STATES	14742	1585	250558	22467	
PEAS N O P	25382	2523	328121	28682	
LB					170
100 U KINGDOM			40000	4470	
215 INDIA			6724	1101	
231 HONG KONG			400	59	

IMPORTS INTO CANADA FOR CONSUMPTION

16

Articles and Countries from which Imported	MONTH OF SEPTEMBER 1957		NINE MONTHS ENDED SEPTEMBER 1957		Class Number
	Quantities	Values (\$)	Quantities	Values (\$)	
234 AUSTRALIA			9000	703	
236 NEW ZEAL	2240	150	15746	1132	
352 MEXICO			55000	7064	
354 NETHRLNDS			5080	793	
366 PORTUGAL			10803	1081	
400 U STATES	153060	11123	737725	70338	
RICE UNCLEANNED UNHULLED PADDY	155300	11273	880478	86741	171
304 ARGENTINA	CWT 23977	109017	82592	372389	
322 EGYPT			5445	26642	
352 MEXICO			40938	199307	
371 THAILAND			8804	46291	
386 URUGUAY	10954	54181	39539	197630	
400 U STATES			70535	381542	
RICE CLEANED	34931	163198	247853	1223801	172
100 U KINGDOM	CWT		4402	29823	
220 BERMUDA			35	572	
231 HONG KONG			200	1783	
304 ARGENTINA	8705	26215	73774	253355	
321 ECUADOR			6578	21848	
344 ITALY	420	4041	12569	91614	
352 MEXICO			55118	187440	
354 NETHRLNDS	300	2786	1099	9631	
371 THAILAND			543	3369	
386 URUGUAY			7680	26596	
400 U STATES	16129	161520	206326	1817863	
WHEAT	25554	194562	368324	2443894	174
400 U STATES	BUSH		132312	590332	
ALFALFA OR GRASS MEAL DEHYD			132312	590332	180
400 U STATES	CWT				
BARLEY POT PEARL ROAST GROUND	2633	8008	93109	227028	181
100 U KINGDOM	2633	8008	93109	227028	
400 U STATES	LB				
BRAN AND MILL FEED	920	170	2760	513	182
100 U KINGDOM	600	74	4320	575	
400 U STATES	1520	244	7080	1088	
BUCKWHEAT MEAL OR FLOUR	CWT				183
CORN MEAL					184
400 U STATES	BRL				
HOMINY CRACKED OR DRIED CORN	1946	12258	12442	78476	185
400 U STATES	1946	12258	12442	78476	
MALT FLOUR	CWT				187
400 U STATES	LB				
OATMEAL AND ROLLED OATS	10000	733	178650	13100	188
100 U KINGDOM	10000	733	178650	13100	
400 U STATES	LB				
RICE STARCH FLOUR MEAL FEED	348	61	3280	396	189
231 HONG KONG	348	61	4349	506	
327 FRANCE			7629	902	
335 GERMANY W	1860	285	37200	5641	
347 JAPAN	11000	953	22000	1911	
400 U STATES	160550	16064	731350	71600	
RYE FLOUR	173410	17302	792934	79590	191
400 U STATES	BRL				
SAGO AND CASSAVA FLOUR EDIBLE	253	1771	1865	12390	192
218 MALAYA	253	1771	1865	12390	
231 HONG KONG	LB				
309 BRAZIL			10080	499	
371 THAILAND			800	51	
400 U STATES	9500	1565	165040	11911	
SEMOLINA			10033	414	193
WHEAT FLOUR	9500	1565	352331	32199	194
100 U KINGDOM	CWT				
400 U STATES	CWT				
BISCUITS AND BREAD DIETARY			11	53	201
100 U KINGDOM		4884	1530	9117	
327 FRANCE			1541	9170	
335 GERMANY W					
400 U STATES					
BISCUITS NOT SWEETENED N O P					203
100 U KINGDOM	LB				
231 HONG KONG	52641	18031	482486	166626	
306 BELGIUM	285	219	1450	860	
318 DENMARK	180	109	1547	734	
326 FINLAND	3150	704	20178	4285	
327 FRANCE	4247	787	9208	1815	
335 GERMANY W			480	1165	
347 JAPAN	6365	981	22818	4400	
354 NETHRLNDS	2884	1037	29041	10508	
	7203	1685	71460	16658	

IMPORTS INTO CANADA FOR CONSUMPTION

Articles and Countries from which Imported	MONTH OF SEPTEMBER 1957		NINE MONTHS ENDED SEPTEMBER 1957		Class Number
	Quantities	Values (\$)	Quantities	Values (\$)	
359 NORWAY			39645	5641	
375 SWEDEN	27080	3876	343114	60723	
400 U STATES	158466	53512	1257847	394977	
	262501	80941	2279274	668392	
BISCUITS SWEETENED N O P					204
100 U KINGDOM	702955	279467	4557138	1719897	
231 HONG KONG	692	493	4566	2722	
305 AUSTRIA	3212	1122	9165	3061	
306 BELGIUM	7464	3330	139408	44670	
318 DENMARK			38435	8800	
327 FRANCE			18356	6986	
335 GERMANY W	10141	4842	37253	15273	
344 ITALY	913	210	7364	1755	
347 JAPAN			5117	1893	
354 NETHRLNOS	15429	4477	167984	42393	
376 SWITZRLNO			2620	1502	
400 U STATES	164478	41914	1571638	397701	
	905284	335855	6559044	2246653	
BREAD PASSOVER MATZO PRODUCTS					205
400 U STATES				264341	
				264341	
CEREAL FOODS 25 POUNDS OR LESS					206
100 U KINGDOM	28250	2312	111914	10529	
231 HONG KONG	583	175	7013	2321	
327 FRANCE			2515	503	
335 GERMANY W	4958	812	49998	8565	
344 ITALY			3595	334	
347 JAPAN			1583	615	
354 NETHRLNOS	2884	281	52186	5488	
400 U STATES	257675	53884	2229341	438585	
	294350	57464	2458145	466940	
CEREAL FOODS PREPARED N O P					207
100 U KINGDOM		1384		15939	
236 NEW ZEAL				892	
304 ARGENTINA				335	
327 FRANCE				1006	
335 GERMANY W		468		3555	
347 JAPAN		90		966	
359 NORWAY				90	
391 LEBANON				340	
400 U STATES		36351		591650	
		38293		614773	
MACARONI AND VERMICELLI					208
231 HONG KONG	13000	1897	45834	8946	
327 FRANCE			3206	472	
344 ITALY			33851	3834	
347 JAPAN	578	62	5001	578	
354 NETHRLNDS	560	63	19813	2191	
400 U STATES	178143	27911	1440558	226324	
	192281	29933	1548263	242345	
MILK FOODS N O P					209
100 U KINGDOM	13	489	65	2774	
318 DENMARK			4	196	
335 GERMANY W			48	2418	
359 NORWAY	4	208	240	7694	
375 SWEDEN	27	424	27	424	
400 U STATES	338	22235	4056	202957	
	382	23356	4440	216463	
ARROWROOT					221
228 LEEW WIND			344200	34743	
231 HONG KONG			400	54	
400 U STATES			27200	4536	
			371800	39333	
MALT WHOLE CRUSHED OR GROUND					224
400 U STATES			382000	15833	
			382000	15833	
SAGO AND TAPIOCA					225
218 MALAYA	7840	422	142557	8606	
309 BRAZIL	400	52	34300	4131	
355 INDOONESIA	55341	4807	299729	27326	
400 U STATES	70000	11365	752700	122432	
	133581	16646	1229286	162495	
ALL OTHER BREADSTUFFS N O P					226
231 HONG KONG				1597	
400 U STATES		5373		22011	
		5373		23608	
COCONUT OIL N O P EDIBLE					231
100 U KINGDOM	560	8205	5764	86454	
354 NETHRLNOS	211	2890	377	5087	
389 IRELAND			41	611	
400 U STATES	140	2413	1100	18488	
	911	13508	7282	110640	
COTTON SEED OIL N O P EDIBLE					233
400 U STATES	2069	31865	15621	250512	
	2069	31865	15621	250512	
OLIVE OIL N O P EDIBLE					234
304 ARGENTINA			215	5904	
327 FRANCE	4	224	1541	51409	
328 FR AFRICA			2392	75748	
336 GREECE			2299	76386	
344 ITALY	713	26228	6359	230030	
353 MOROCCO			220	7104	
360 ISRAEL			11	528	
372 SPAIN	1013	37193	1487	55458	
391 LEBANON	2	60	8	227	
400 U STATES	7	292	944	38360	
	1739	63997	15476	541154	

IMPORTS INTO CANADA FOR CONSUMPTION

Articles and Countries from which Imported	MONTH OF SEPTEMBER 1957		NINE MONTHS ENDED SEPTEMBER 1957		Class Number
	Quantities	Values (\$)	Quantities	Values (\$)	
PEANUT OIL N O P EDIBLE	CWT				235
231 HONG KONG	94	2480	650	16948	
400 U STATES	121	3190	1448	37191	
	215	5670	2098	54139	
SOYA BEAN OIL N O P EDIBLE	CWT				236
100 U KINGDOM	11708	154470	139402	1918026	
400 U STATES	11708	154470	139408	1918145	
CHOCOLATES IN RETAIL PACKAGES	LB				239
100 U KINGDOM	419529	215797	1307770	661589	
305 AUSTRIA			5764	4924	
306 BELGIUM	416	184	1803	857	
317 CZECHOS			12600	4998	
327 FRANCE			15320	6445	
335 GERMANY W	18633	8334	35210	16068	
344 ITALY			9217	5324	
354 NETHRLNDS	5323	2408	38996	18102	
375 SWEDEN			1830	1027	
376 SWITZRLND			48820	26982	
389 IRELAND			1170	455	
400 U STATES	23502	9029	115826	47620	
	467403	235752	1594326	794391	
CONFECTIONERY CHOCOLATE N O P	LB				240
100 U KINGDOM	546349	232190	2401356	925224	
305 AUSTRIA	721	512	8191	6531	
306 BELGIUM	1003	372	50333	18382	
317 CZECHOS	2250	1043	62525	18206	
318 DENMARK	6761	3633	12170	5618	
327 FRANCE	26864	7992	130471	39001	
335 GERMANY W	10717	5095	282477	113872	
344 ITALY	1025	532	9482	3841	
354 NETHRLNDS	35574	12938	220245	85810	
359 NORWAY			749	311	
360 ISRAEL			40826	15267	
375 SWEDEN			24322	8050	
376 SWITZRLND	5436	3886	39454	20682	
400 U STATES	166029	58710	1037083	337836	
	802729	326903	4319684	1598631	
OTHER CONFECTIONS SWEETENED	LB				242
100 U KINGDOM	37939	8940	381608	98554	
231 HONG KONG	195	159	6427	2219	
305 AUSTRIA			1390	471	
306 BELGIUM	2018	370	10571	1907	
317 CZECHOS			2401	116	
318 DENMARK			18120	7395	
327 FRANCE			12302	3251	
335 GERMANY W	14623	3741	38069	12615	
344 ITALY	459	64	3282	1383	
347 JAPAN			540	188	
354 NETHRLNDS	12009	1718	126264	16207	
383 HAWAII			3893	524	
389 IRELAND	6300	2640	8400	3531	
400 U STATES	431400	109925	1908880	514880	
	504943	127557	2522147	663241	
FRUITS PEELS CANDIED	LB				243
231 HONG KONG			4866	750	
234 AUSTRALIA	30792	3603	123732	14990	
327 FRANCE	55157	12518	327570	76583	
344 ITALY	22173	4887	136795	29165	
354 NETHRLNDS			3307	675	
400 U STATES	43328	24470	162853	65644	
	151450	45478	759123	187807	
GINGER PRESERVED	LB				244
100 U KINGDOM			990	630	
231 HONG KONG	14340	3702	167349	36280	
347 JAPAN	250	67	1600	358	
400 U STATES			600	180	
	14590	3769	170539	37448	
SUGAR CANDY CONFECTIONERY NOP	LB				246
100 U KINGDOM	1057708	224265	8306022	1721304	
207 UN SO AFR			41630	8459	
223 BARBADOS	5915	858	11399	1683	
224 JAMAICA			2700	340	
231 HONG KONG	5800	2249	39171	11228	
234 AUSTRALIA	2240	336	2836	450	
305 AUSTRIA	5992	3347	51568	16251	
306 BELGIUM	2068	510	13961	5602	
316 CUBA			188910	22749	
317 CZECHOS			5600	406	
318 DENMARK	33156	7180	222384	50712	
326 FINLAND			2646	989	
327 FRANCE	477	194	19714	7712	
335 GERMANY W	26748	9055	149236	50840	
336 GREECE			788	197	
344 ITALY	8067	2894	66285	26947	
347 JAPAN			4427	1500	
354 NETHRLNDS	81815	14811	525088	113706	
360 ISRAEL	6050	1026	35468	6762	
365 POLAND	14880	1404	14880	1404	
375 SWEDEN	55980	10661	300930	52643	
376 SWITZRLND			3006	1041	
384 P RICO	5300	2103	11740	3743	
389 IRELAND			5376	1570	
400 U STATES	274469	71677	1823270	481429	
	1586665	352570	11849035	2589667	

IMPORTS INTO CANADA FOR CONSUMPTION

Articles and Countries from which Imported			MONTH OF SEPTEMBER 1957		NINE MONTHS ENDED SEPTEMBER 1957		Class Number
			Quantities	Values (\$)	Quantities	Values (\$)	
BUBBLE GUM			LB				247
	100	U KINGDOM		5292	1696	44447	13813
	318	DENMARK		6376	2327	74947	26011
	354	NETHRLNDS		3980	2886	9752	5256
	389	IRELAND				9007	3512
	400	U STATES		91863	21590	836642	221908
				107511	28499	974795	270500
CHEWING GUM N O P			LB				249
	100	U KINGDOM		11941	3541	26097	8632
	318	DENMARK				7940	2078
	354	NETHRLNDS				1903	447
	400	U STATES		108124	27486	417862	104224
				120065	31027	453802	115381
GLUCOSE AND SYRUP			CWT				251
	100	U KINGDOM		194	1134	773	4696
	354	NETHRLNDS				163	1669
	400	U STATES		7377	59502	105702	832320
				7571	60636	106638	838685
MOLASSES OF CANE			GAL				252
	221	B GUIANA				922000	220000
	223	BARBADOS		23198	4242	30363	6134
	224	JAMAICA				8750	1245
	225	TRINIDAD				3171160	716696
	228	LEEW WIND				235443	44867
	316	CUBA				867401	228970
	400	U STATES		109148	22488	1437563	430771
				132346	26730	6672680	1648683
LIQUID OR INVERT			CWT				254
	100	U KINGDOM		32	263	287	2316
	354	NETHRLNDS				22	201
	400	U STATES		7	63	527	4810
				39	326	836	7327
MOLASSES FOR HUMAN CONSUMPTION			GAL				255
	100	U KINGDOM		270	292	2752	3465
	223	BARBADOS		222863	124312	1832029	1033428
	228	LEEW WIND				57792	4392
	316	CUBA				692661	276469
	400	U STATES		30815	15796	114649	74519
				253948	140400	2699883	1392273
SYRUPS OF CANE OR			GAL				256
	100	U KINGDOM				19129	24831
	354	NETHRLNDS				142	243
	400	U STATES		436	1219	3576	4809
				436	1219	22847	29883
SUGAR RAW IMPORTED BY REFINERS			CWT				262
	204	MAURITIUS		488096	2307648	882050	4472186
	221	B GUIANA		145649	971118	1241293	7311908
	223	BARBADOS		56000	331958	674240	4297926
	224	JAMAICA		168000	1171915	2133472	13506235
	225	TRINIDAD		67200	476327	431468	2873188
	228	LEEW WIND				260960	1733171
	234	AUSTRALIA		792229	3813974	1756368	7960462
	235	FIJI		192864	1338960	785994	5049338
	316	CUBA				1321889	7676566
				1910038	10411900	9487734	54880980
SUGAR RAW N O P			CWT				263
	221	B GUIANA		71.54	46415	41694	243128
	224	JAMAICA				22	124
	316	CUBA		89	609	132995	802469
				7243	47024	174711	1045721
SUGAR REFINED			CWT				264
	100	U KINGDOM				47	304
	352	MEXICO		60060	361850	79896	476787
	354	NETHRLNDS				11	165
	400	U STATES				748	7423
				60060	361850	80702	484679
SUGAR AND SYRUP			LB				265
	400	U STATES				460	136
						460	136
COCOA BEANS NOT ROASTED			CWT				271
	100	U KINGDOM				4289	113958
	210	G COAST		21237	488281	104110	2384933
	211	NIGERIA		558	16043	97903	2090193
	217	CEYLON		224	4963	2688	56270
	224	JAMAICA				5632	116984
	225	TRINIDAD				3800	90274
	228	LEEW WIND				1488	33683
	309	BRAZIL				5405	123289
	320	DOM REP				452	9747
	321	ECUADOR		1131	43978	4720	149037
	354	NETHRLNDS		2419	66851	3530	91788
	387	VENEZUELA				5298	135229
	400	U STATES		1415	39677	46705	1117001
				26984	659793	286020	6512386
COCOA BUTTER			LB				273
	100	U KINGDOM		22400	16957	908952	547792
	224	JAMAICA		44806	21896	730939	341517
	225	TRINIDAD				51687	28591
	309	BRAZIL				837305	464887
	327	FRANCE				88184	52582
	328	FR AFRICA				66138	38388
	344	ITALY		253535	152074	1178613	622850
	352	MEXICO		55186	34040	55186	34040
	354	NETHRLNDS		121921	64627	832931	442598
	400	U STATES		200	149	1307400	788619
				498048	289743	6057335	3361864

IMPORTS INTO CANADA FOR CONSUMPTION

Articles and Countries from which Imported	MONTH OF SEPTEMBER 1957		NINE MONTHS ENDED SEPTEMBER 1957		Class Number
	Quantities	Values (\$)	Quantities	Values (\$)	
COCOA PASTE NOT SWEETENED	LB				274
100 U KINGDOM	11200	4456	271861	65947	
309 BRAZIL			511672	63652	
335 GERMANY W	22046	2425	73149	9098	
354 NETHRLNDS	125824	16545	816266	146670	
360 ISRAEL			528	259	
372 SPAIN			24338	2667	
400 U STATES			17888	5781	
	159070	23426	1715702	294074	
COCOA PASTE SWEETENED	LB				275
100 U KINGDOM			21704	7782	
354 NETHRLNDS			2180	709	
400 U STATES	10500	3741	123395	39226	
	10500	3741	147279	47717	
COCOA OR CHOCOLATE POWDER	LB				276
100 U KINGDOM	163760	62692	1360426	517342	
306 BELGIUM			156	62	
327 FRANCE	44092	4773	565190	66674	
335 GERMANY W	27557	3292	91814	11501	
344 ITALY	143	59	343	216	
354 NETHRLNDS	152495	27408	1105191	215783	
389 IRELAND			754600	128911	
400 U STATES	150704	41507	916806	280242	
	538751	139731	4794526	1220731	
COCOA AND CHOCOLATE PREPS NOP	LB				277
100 U KINGDOM	87989	28873	427002	127154	
306 BELGIUM			1951	1202	
309 BRAZIL	77115	5826	176253	11657	
317 CZECHOS			1800	725	
327 FRANCE			7837	3713	
335 GERMANY W	3661	1725	100042	15850	
344 ITALY			331	234	
354 NETHRLNDS	43680	8190	175891	37564	
376 SWITZRLND	2025	970	2686	1300	
389 IRELAND	380800	60093	900472	160532	
400 U STATES	86508	20533	829635	189056	
	681778	126210	2623900	548987	
CHICORY	LB				282
306 BELGIUM			73533	4948	
327 FRANCE	16875	1017	40500	2440	
354 NETHRLNDS	8960	665	72193	5440	
400 U STATES	6107	2247	62160	22655	
	31942	3929	248386	35483	
COFFEE GREEN	LB				283
100 U KINGDOM	7464	4847	56991	28430	
202 ADEN			65899	37001	
203 B E AFR	526924	227578	6790216	3124733	
207 UN SO AFR			13273	7364	
224 JAMAICA			36600	18421	
225 TRINIDAD	33000	15649	309355	107042	
307 BEL CONGO	242697	124503	636995	315820	
309 BRAZIL	3926868	1892708	34546711	17959735	
314 COLOMBIA	2727874	1610723	21257107	13550091	
315 C RICA	38000	22500	937520	609263	
316 CUBA	67834	33787	192503	103832	
320 DOM REP	43149	22785	846011	496301	
321 ECUADOR	166380	86386	465119	244291	
323 EL SALVD	110285	51149	2093977	1139146	
325 ETHIOPIA	43737	19415	111340	53565	
328 FR AFRICA			54915	16475	
337 GUATEMALA			2813729	1639677	
338 HAITI			144137	69246	
339 HONDURAS	7478	3427	58417	28947	
352 MEXICO	466932	229912	5107221	2842038	
358 NICARAGUA	193672	104702	823449	458404	
363 PERU	132606	74401	179862	102816	
383 HAWAII			57500	36643	
387 VENEZUELA	31793	18217	240414	147984	
400 U STATES	476828	212295	3263283	1470502	
	9243521	4754984	81102544	44607767	
COFFEE ROASTED AND SUBSTITUTES	LB				286
100 U KINGDOM			1404	697	
224 JAMAICA	60000	28984	396426	192259	
327 FRANCE			132	171	
335 GERMANY W	172	139	571	494	
344 ITALY			1323	1440	
352 MEXICO			1080	708	
354 NETHRLNDS			96	63	
381 ALASKA			128	137	
383 HAWAII	240	229	600	590	
400 U STATES	155261	113575	1454053	1095904	
	215673	142927	1855813	1292463	
COFFEE EXTRACT OF N O P	LB				287
100 U KINGDOM	8428	3018	120869	43360	
335 GERMANY W			4191	1510	
354 NETHRLNDS			1129	4039	
376 SWITZRLND			1135	3895	
400 U STATES	404002	988332	3430137	7917276	
	412430	991350	3557461	7970080	
CLOVES UNGROUND	LB				291
100 U KINGDOM	694	335	11839	5029	
203 B E AFR	12320	4111	71960	25906	
217 CEYLON			4400	988	
333 MADAGASCR	2205	832	31910	12605	
400 U STATES			7827	4165	
	15219	5278	127936	48693	

IMPORTS INTO CANADA FOR CONSUMPTION

Articles and Countries from which Imported			MONTH OF SEPTEMBER 1957		NINE MONTHS ENDED SEPTEMBER 1957		Class Number	
			Quantities	Values (\$)	Quantities	Values (\$)		
GINGER UNGROUND			LB				292	
100	U KINGDOM		4380	665	65874	17198		
212	S LEONE		21588	4072	39581	8485		
215	INDIA				191887	29939		
224	JAMAICA				174426	76175		
231	HONG KONG		1000	129	22210	2139		
316	CUBA				2360	165		
383	HAWAII				7010	1245		
384	P RICO				2000	262		
400	U STATES		8656	1560	12025	2791		
					35624	6426	517373	138399
MUSTARD GROUND			LB				293	
100	U KINGDOM		23524	10280	239384	109787		
400	U STATES		32372	9013	125231	35275		
					55896	19293	364615	145062
NUTMEGS AND MACE UNGROUND			LB				294	
100	U KINGDOM		4331	8987	38070	72705		
215	INDIA				2240	510		
217	CEYLON				33600	21786		
218	MALAYA				4480	7874		
228	LEEW WIND		6910	10997	51937	108810		
354	NETHRLNOS				4275	9776		
355	INDONESIA				2240	4950		
400	U STATES		141	237	40815	31440		
					11382	20221	177657	257851
NUTMEGS AND MACE GROUND			LB				295	
400	U STATES		1829	4035	5935	15279		
					1829	4035	5935	15279
PEPPER UNGROUND			LB				296	
100	U KINGDOM		6056	1251	46804	10906		
203	B E AFR		4483	2384	9082	3670		
211	NIGERIA				15680	3142		
215	INDIA		169120	34927	1446070	275716		
218	MALAYA		122080	27198	610750	146656		
219	BEL OTHER		16800	4691	59584	16192		
347	JAPAN		5000	1077	59900	12849		
388	YUGO SLAV				11000	4435		
400	U STATES		1759	810	59440	19555		
					325298	72338	2318310	493121
SPICES N O P UNGROUND			LB				297	
100	U KINGDOM		11200	1696	11200	1696		
217	CEYLON				7665	9380		
224	JAMAICA		4480	2310	83320	48463		
231	HONG KONG		55255	7850	290417	36650		
329	INDOCHINA				15056	3820		
352	MEXICO		2160	657	24700	7114		
354	NETHRLNOS				35507	5903		
355	INDONESIA				48807	6015		
400	U STATES		2699	1698	63513	16561		
					75794	14211	580185	135602
GINGER AND SPICES N O P GROUND			LB				298	
100	U KINGDOM		6888	2681	13865	7786		
215	INDIA				13098	2585		
231	HONG KONG				748	262		
312	CHILE				176	240		
335	GERMANY W		66	64	1096	877		
347	JAPAN		540	241	540	241		
354	NETHRLNDS				1814	1165		
372	SPAIN				490624	203351		
388	YUGO SLAV				6723	2040		
400	U STATES		30453	26797	207891	142662		
					37947	29783	736575	361209
TONQUIN BEANS CRUDE			LB				299	
309	BRAZIL				1102	1207		
					1102	1207		
VANILLA BEANS CRUDE			LB				300	
327	FRANCE				181	1113		
335	GERMANY W				11	85		
352	MEXICO				8262	59056		
400	U STATES		2702	15626	35099	235965		
					2702	15626	43553	296219
SEEDS AROMATIC CRUDE UNGROUND			LB				301	
100	U KINGDOM		1120	104	1120	104		
215	INDIA				15408	5677		
231	HONG KONG				1120	144		
304	ARGENTINA				610	69		
335	GERMANY W				11148	2497		
337	GUATEMALA				1648	4480		
352	MEXICO				5334	1065		
353	MOROCCO		10923	687	191696	11775		
354	NETHRLNDS		32800	3149	103709	11955		
372	SPAIN				5500	1096		
400	U STATES		2732	639	49520	6713		
					47575	4579	386813	45575
TEA BLACK			LB				319	
100	U KINGDOM		512993	335712	2325032	1437435		
203	B E AFR		148671	57597	1355366	673394		
215	INDIA		1537494	794018	14236847	7438179		
216	PAKISTAN				164061	74299		
217	CEYLON		1811485	732730	15108780	7876913		
218	MALAYA				45980	21379		
231	HONG KONG		6606	3901	96863	44649		
307	BEL CONGO		8658	3637	8658	3637		
313	CHINA				20978	7575		
347	JAPAN		5000	1175	162224	32547		
354	NETHRLNDS				74703	38425		

IMPORTS INTO CANADA FOR CONSUMPTION

Articles and Countries from which Imported	MONTH OF SEPTEMBER 1957		NINE MONTHS ENDED SEPTEMBER 1957		Class Number
	Quantities	Values (\$)	Quantities	Values (\$)	
355 INDONESIA	60126	25729	242995	117857	
389 IRELAND	180	135	6302	4606	
393 TAIWAN	26178	7155	143478	40011	
394 PORT E AF	27230	5361	27230	5361	
400 U STATES	872	956	286892	170108	
	4145493	1968106	34306389	17986375	
TEA GREEN	LB				320
100 U KINGDOM			728	840	
231 HONG KONG	2160	1341	21478	11374	
313 CHINA			500	370	
347 JAPAN	119859	40306	374996	128105	
354 NETHRLNDS			400	307	
400 U STATES			7753	2866	
	122019	41647	405855	143862	
VINEGAR	GAL				341
100 U KINGDOM			19	79	
231 HONG KONG			83	67	
306 BELGIUM			19	55	
327 FRANCE			1517	2705	
344 ITALY			1842	2165	
347 JAPAN			147	132	
354 NETHRLNDS			67	50	
366 PORTUGAL			1068	215	
400 U STATES	2287	823	40312	18450	
	2287	823	45074	23918	
YEAST IN CAKES AND PACKAGES	LB				352
100 U KINGDOM	17500	1259	92375	6827	
344 ITALY			1206	520	
400 U STATES	1576	1144	16671	10863	
	19076	2403	110252	18210	
YEAST IN BULK	LB				353
400 U STATES	2080	246	19917	6775	
	2080	246	19917	6775	
HOPS	LB				362
335 GERMANY W			2016	2243	
388 YUGO SLAV			16613	18436	
400 U STATES	36161	28761	670978	500310	
	36161	28761	689607	520989	
LIQUORICE UNSWEETENED	LB				364
100 U KINGDOM			216	58	
400 U STATES	4160	987	384996	81611	
	4160	987	385212	81669	
MALT SYRUP AND EXTRACTS	LB				365
100 U KINGDOM	64045	13947	321175	56384	
400 U STATES	96473	15361	910488	168941	
	160518	29308	1231663	225325	
ESSENCES EXTRACTS N O P	GAL				367
100 U KINGDOM			938	8340	
327 FRANCE			49	573	
335 GERMANY W	7	339	22	1139	
344 ITALY	58	1858	58	1858	
354 NETHRLNDS			6	143	
400 U STATES	66	1627	792	35854	
	131	3824	1865	47907	
FOODSTUFFS TAR 18A 19 140A 206					369
400 U STATES		1612		12135	
		1612		12135	
POTATOES FRENCH FRIED FROZEN	LB				380
400 U STATES	23500	4978	797765	131792	
	23500	4978	797765	131792	
POTATO CHIPS NOT FROZEN	LB				381
400 U STATES	399614	151702	2983045	1102343	
	399614	151702	2983045	1102343	
VEGETABLE FOOD PRODUCTS N O P					390
100 U KINGDOM		27352		153459	
224 JAMAICA				86	
231 HONG KONG		3435		30404	
306 BELGIUM				5053	
309 BRAZIL				516	
318 DENMARK				445	
327 FRANCE				249	
335 GERMANY W		2501		4985	
344 ITALY				530	
347 JAPAN		176		3559	
354 NETHRLNDS		1041		12725	
376 SWITZRLND		239		3365	
400 U STATES		109845		984537	
		144589		1199913	

IMPORTS INTO CANADA FOR CONSUMPTION

Articles and Countries from which Imported	MONTH OF SEPTEMBER 1957		NINE MONTHS ENDED SEPTEMBER 1957		Class Number
	Quantities	Values (\$)	Quantities	Values (\$)	
<u>GROUP 1</u>					
<u>AGRICULTURAL PRODUCTS</u>					
<u>B OTHER THAN FOOD</u>					
ALE BEER PORTER AND STOUT	GAL				1501
100 U KINGDOM	21974	29035	185845	241012	
221 B GUIANA			87	158	
318 DENMARK			5500	5581	
335 GERMANY W	2801	3373	11947	14670	
347 JAPAN	305	963	1254	3752	
354 NETHRLNOS	569	593	2839	2524	
400 U STATES	1800	1663	58243	56247	
	27449	35627	265715	323944	
BRANOV	P GAL				1511
100 U KINGDOM	231	1983	874	6154	
207 UN SO AFR	11033	28807	109002	265361	
208 BSA OTHER			47	321	
232 MALTA	716	3433	2832	13533	
234 AUSTRALIA	5859	18366	49127	154650	
318 DENMARK			9	160	
327 FRANCE	23663	235151	137149	1206226	
335 GERMANY W	407	5180	788	10012	
336 GREECE	170	1551	1370	12134	
344 ITALY	138	1003	557	4345	
354 NETHRLNOS			140	1097	
360 ISRAEL	139	2202	355	5642	
366 PORTUGAL	740	3563	12901	53388	
372 SPAIN	1596	10572	3476	21849	
388 YUGO SLAV	139	802	773	4458	
400 U STATES			36575	89963	
	44831	312613	355975	1849293	
CORDIALS AND LIQUEURS	P GAL				1512
100 U KINGDOM	1546	21127	10549	140781	
225 TRINIDAD	17	340	648	13246	
231 HONG KONG			96	1186	
234 AUSTRALIA	173	1738	477	4849	
313 CHINA			36	882	
318 DENMARK	955	16187	3875	61035	
327 FRANCE	6384	73449	28869	318694	
340 HUNGARY	91	559	211	1310	
344 ITALY	290	3102	1087	12815	
352 MEXICO			96	2121	
354 NETHRLNDS	3445	35606	13633	143285	
359 NORWAY			596	2960	
375 SWEDEN	51	539	354	1861	
376 SWITZRLNO	60	1107	103	2017	
384 P RICO	301	1528	1420	7267	
388 YUGO SLAV			137	793	
389 IRELAND	31	382	44	597	
400 U STATES			29	362	
	13344	155664	62260	716061	
GIN	P GAL				1513
100 U KINGDOM	17758	84718	102793	506989	
354 NETHRLNOS	2752	8227	9039	28556	
	20510	92945	111832	535545	
RUM	P GAL				1514
100 U KINGDOM	33139	130433	265014	921784	
221 B GUIANA	13138	16645	194616	263701	
223 BARBADOS	6969	28982	59739	207241	
224 JAMAICA	6066	29143	84574	243275	
225 TRINIDAO	18468	77518	64782	283433	
316 CUBA	977	11587	7385	80243	
327 FRANCE	73	530	425	3122	
338 HAITI			875	6413	
384 P RICO	6077	44890	43604	319734	
400 U STATES			11	93	
	84907	339728	721025	2329039	
WHISKY	P GAL				1515
100 U KINGDOM	97403	787966	633796	4951790	
354 NETHRLNDS			4116	16464	
389 IRELAND	70	551	70	551	
400 U STATES	5431	15007	781063	1449237	
	102904	803524	1419045	6418042	
ABSINTHE ALCOHOLIC LIQUORS	P GAL				1516
100 U KINGDOM			46	503	
354 NETHRLNDS			105	488	
			151	991	
WINES NON SPARKLING	GAL				1530
100 U KINGDOM	9259	57929	57355	300527	
207 UN SO AFR	11765	20094	129239	216337	
232 MALTA	2746	4167	13791	20496	
234 AUSTRALIA	26708	57363	173672	375323	
318 DENMARK	200	424	324	814	
327 FRANCE	32839	121566	246458	915967	
328 FR AFRICA	7393	10505	31048	43020	
335 GERMANY W	2944	15743	22425	117646	
336 GREECE			9138	11458	
340 HUNGARY			234	962	
344 ITALY	21249	64490	139485	427437	

IMPORTS INTO CANADA FOR CONSUMPTION

Articles and Countries from which Imported	MONTH OF SEPTEMBER 1957		NINE MONTHS ENDED SEPTEMBER 1957		Class Number
	Quantities	Values (\$)	Quantities	Values (\$)	
347 JAPAN			334	828	
354 NETHRLNDS	30	191	1761	9037	
360 ISRAEL	289	1078	2832	10989	
366 PORTUGAL	21786	38631	135202	219501	
367 AZORES	20	81	1305	4120	
372 SPAIN	6566	20119	56113	166188	
376 SWITZRLND	339	1321	1566	5976	
389 IRELAND	57	284	4395	22299	
400 U STATES	5088	12638	58665	153942	
	149278	426624	1085342	3022867	
WINES SPARKLING					1560
100 U KINGDOM			50	603	
234 AUSTRALIA	116	837	368	2269	
306 BELGIUM	218	2793	938	11740	
327 FRANCE	4969	56482	26390	290195	
335 GERMANY W	120	707	788	4067	
344 ITALY	376	1779	2580	12140	
354 NETHRLNDS			160	1591	
366 PORTUGAL			5	60	
400 U STATES			8	60	
	5799	62598	31287	322725	
GUMS AMBER AND ARABIC					1571
100 U KINGDOM			66218	10380	
396 SUDAN	4344	759	206153	29248	
400 U STATES	80292	11430	414318	108122	
	35514	9930	686689	147750	
	120150	22119			
GUMS AUSTL COPAL DAMAR ETC					1572
100 U KINGDOM			1896	19255	
218 MALAYA	896	8812	3427	17148	
219 BEL OTHER	627	2567	1680	5031	
234 AUSTRALIA			5	1920	
355 INDONESIA			2016	8471	
400 U STATES	47	940	1449	32651	
	1570	12319	10473	84476	
GUMS BARBERRY ELEMI GEDDA ETC					1573
100 U KINGDOM			4	530	
342 IRAN			1	276	
344 ITALY			69	2570	
347 JAPAN			6	334	
354 NETHRLNDS			22	744	
400 U STATES	169	9534	3018	146113	
	169	9534	3120	150567	
BURGUNDY PITCH					1575
400 U STATES			110298	11107	
	1142	164	110298	11107	
CHICLE OR SAPPATD GUM CRUDE					1576
337 GUATEMALA			407584	357871	
352 MEXICO			1332	1272	
400 U STATES	2066	711	538927	251225	
	2066	711	947843	610368	
SHELLAC BLEACHED					1577
215 INDIA			6560	3335	
335 GERMANY W			5000	2491	
400 U STATES	4000	1916	53078	26133	
	4000	1916	64638	31959	
DRAGONS BLOOD					1578
400 U STATES			193	476	
			193	476	
LAC CRUDE SEED STICK AND SHELL					1579
100 U KINGDOM			6377	2431	
215 INDIA	34143	7060	353261	96216	
371 THAILAND	40997	6427	961070	228650	
400 U STATES	21946	6667	525621	124866	
	97086	20154	1846329	452163	
RESIN OR ROSIN					1580
100 U KINGDOM			63	541	
400 U STATES	24446	150651	235846	1525901	
	24446	150651	235909	1526442	
ROSIN SIZING					1581
400 U STATES			134092	1344172	
	12572	136342	134092	1344172	
WAX SEALING					1582
100 U KINGDOM			596	1617	
400 U STATES			883	7344	
			1479	8961	
GUMS AND BLENDS N O P					1583
100 U KINGDOM			579377	206589	
218 MALAYA			11200	751	
400 U STATES	306494	107205	2216895	891223	
	450894	155329	2807472	1098563	
TALL OIL AND TALL OIL PITCH					1584
400 U STATES			64547	349280	
	7216	37771	64547	349280	
COTTON SEED CAKE AND MEAL					1591
400 U STATES			2210	7215	
			2210	7215	
LINSEED OIL CAKE AND MEAL					1592
400 U STATES			44967	126134	
	1888	4766	44967	126134	
	1888	4766			
PALM NUT CAKE AND MEAL					1593
400 U STATES					
SOYA BEAN OIL CAKE AND MEAL					1594
400 U STATES			2799160	6762126	
	255505	641767	2799160	6762126	
	255505	641767			
SOYA BEAN FLOUR					1595
335 GERMANY W			44	561	

IMPORTS INTO CANADA FOR CONSUMPTION

Articles and Countries from which Imported	MONTH OF SEPTEMBER 1957		NINE MONTHS ENDED SEPTEMBER 1957		Class Number
	Quantities	Values (\$)	Quantities	Values (\$)	
400 U STATES	5636	41240	26581	189169	
PEANUT OIL CAKE AND MEAL	5636	41240	26625	189730	1596
CASTOR OIL NOT EDIBLE	CWT				1601
100 U KINGDOM			3	108	
215 INDIA			111	2288	
309 BRAZIL	1260	25050	27800	555094	
400 U STATES	139	4164	3139	81396	
CHINAWOOD OIL NOT EDIBLE	1399	29214	31053	638886	1602
100 U KINGDOM	214	3957	326	6437	
231 HONG KONG	5142	84690	11700	219308	
304 ARGENTINA			7466	164052	
313 CHINA	1132	17566	1132	17566	
362 PARAGUAY			551	11367	
400 U STATES			1375	29875	
COCOANUT OIL NOT EDIBLE	6488	106213	22550	448605	1603
100 U KINGDOM	566	5770	5872	69443	
217 CEYLON	57526	590919	161313	1665817	
400 U STATES	12	274	1330	15708	
COTTON SEED OIL NOT EDIBLE	58104	596963	168515	1750968	1605
337 GUATEMALA			1097	12790	
400 U STATES	30013	366982	194661	2514109	
ESSENTIAL OIL N O P	30013	366982	195758	2526899	1606
100 U KINGDOM	3989	10647	101783	99276	
215 INDIA			1120	1440	
217 CEYLON	1200	618	2800	1939	
224 JAMAICA			3641	16580	
228 LEEW WIND			210	1098	
231 HONG KONG	2100	3998	15362	33504	
234 AUSTRALIA			342	780	
306 BELGIUM			300	576	
309 BRAZIL			1782	3387	
312 CHILE			2	124	
313 CHINA			2200	3601	
327 FRANCE	32	857	6371	43766	
335 GERMANY W	94	226	18649	12107	
338 HAITI			1003	5253	
344 ITALY			10	82	
352 MEXICO			1645	8254	
354 NETHRLNDS	560	720	9597	13316	
372 SPAIN			9715	18330	
376 SWITZRLND	205	1751	7804	38714	
400 U STATES	78098	277754	785148	2627725	
EUCALYPTUS OIL	86278	296571	969484	2929852	1607
234 AUSTRALIA			1600	1265	
366 PORTUGAL			2094	1144	
400 U STATES	400	239	1774	1937	
FLAXSEED OR LINSEED OIL	400	239	5468	4346	1608
100 U KINGDOM			9	243	
400 U STATES	6	278	1161	21072	
FOOTS OF COTTON SEED OR OLIVES	6	278	1170	21315	1609
400 U STATES			152	1663	
OLIVE OIL FOR MANUFACTURING			152	1663	1610
400 U STATES			4	154	
PALM AND PALM KERNEL OIL			4	154	1611
100 U KINGDOM	2300	26136	10195	117083	
211 NIGERIA			20563	212483	
218 MALAYA	13212	134692	128814	1378540	
307 BEL CONGO	7550	66595	64347	656395	
354 NETHRLNDS	999	15536	4118	63282	
355 INDONESIA			21029	227509	
400 U STATES	1094	14248	9881	108445	
PEANUT OIL	25155	257207	258947	2763737	1613
100 U KINGDOM			4488	70596	
400 U STATES	3918	52337	32276	469100	
PEPPERMINT OIL	3918	52337	36764	539696	1614
100 U KINGDOM			405	3660	
347 JAPAN			720	2745	
400 U STATES	2578	13162	47428	266158	
RESIN OIL	2578	13162	48553	272563	1617
400 U STATES	672	3676	4439	27738	
SESAME SEED OIL	672	3676	4439	27738	1618
231 HONG KONG	6	274	103	4166	
400 U STATES	5	121	249	8330	
SOYA BEAN OIL FOR MANUFACTURE	11	395	352	12496	1619
400 U STATES	7419	95136	49643	685803	
VEGETABLE OIL N O P NOT EDIBLE	7419	95136	49643	685803	1620
100 U KINGDOM			2	97	
231 HONG KONG			28	2042	
313 CHINA			112	2255	

IMPORTS INTO CANADA FOR CONSUMPTION

Articles and Countries from which Imported	MONTH OF SEPTEMBER 1957		NINE MONTHS ENDED SEPTEMBER 1957		Class Number
	Quantities	Values (\$)	Quantities	Values (\$)	
400 U STATES	16942	230755	123078	1775899	
RAPE SEED OIL	16942	230755	123220	1780293	1621
CASHEW NUT SHELL OIL	CWT				1622
400 U STATES			642	10176	
OITICICA OIL			642	10176	1623
309 BRAZIL			1018	16267	
400 U STATES			659	9237	
SUNFLOWER SEED OIL			1677	25504	1624
VEGETABLE OILS FOR TEXTILES	CWT				1625
100 U KINGDOM			340	7337	
376 SWITZRLND			33	5800	
400 U STATES	2463	50005	18152	363962	
LEMON OIL AND ORANGE OIL	2463	50005	18523	377099	1626
100 U KINGDOM	LB 175	685	2676	3689	
224 JAMAICA			10832	17274	
225 TRINIDAD			2221	1625	
304 ARGENTINA			277	1531	
335 GERMANY W	94	226	241	914	
344 ITALY	500	1755	7399	29899	
354 NETHRLNDS	4100	15871	19500	81643	
360 ISRAEL			1550	2087	
376 SWITZRLND	152	2047	484	8359	
400 U STATES	8306	19824	95253	251002	
SPEARMINT OIL	13327	40408	140433	398023	1627
400 U STATES	LB 160	844	19282	95621	
ROSE BUSHES NOP	160	844	19282	95621	1646
100 U KINGDOM	NO		17287	8482	
306 BELGIUM			93757	14245	
318 DENMARK			100879	18367	
327 FRANCE			242	63	
335 GERMANY W			13896	3300	
354 NETHRLNDS			683170	147033	
400 U STATES	2240	1175	902641	349300	
BUSHES ROOTS AND VINES N O P	2240	1175	1811872	540790	1647
306 BELGIUM	NO		100	50	
327 FRANCE			9400	1307	
354 NETHRLNDS			3332	350	
400 U STATES			1397521	41310	
APPLE TREES N O P			1410353	43017	1651
327 FRANCE	NO		2270	946	
354 NETHRLNDS			2816	1434	
400 U STATES			42247	27916	
PEACH TREES AND JUNE BUDS NOP			47333	30296	1653
400 U STATES	NO		82243	40105	
FRUIT TREES N O P			82243	40105	1657
100 U KINGDOM	NO		25	101	
306 BELGIUM			246	148	
327 FRANCE			786	475	
354 NETHRLNDS			1001	538	
400 U STATES			30280	22278	
AZALEAS RHODODENDRONS ETC			32338	23540	1662
100 U KINGDOM		113		2670	
207 UN SO AFR		1939		2319	
215 INDIA				363	
224 JAMAICA				780	
231 HONG KONG		2173		4198	
234 AUSTRALIA				188	
306 BELGIUM		53147		90345	
318 DENMARK		363		1113	
327 FRANCE		3367		8591	
335 GERMANY W				1262	
337 GUATEMALA				434	
344 ITALY		5141		5721	
347 JAPAN		2805		3934	
354 NETHRLNDS		372026		580131	
383 HAWAII				213	
384 P RICO		81		2605	
400 U STATES		82582		597841	
PALMS FERNS FICUS CANNAS ETC		523737		1302708	1663
100 U KINGDOM				193	
306 BELGIUM		164		4540	
347 JAPAN				95	
354 NETHRLNDS		1733		22844	
400 U STATES		758		14282	
TULIP BULBS		2655		41954	1664
306 BELGIUM				2104	
318 OENMARK		9346		9346	
347 JAPAN		2327		12286	
354 NETHRLNDS		382403		524584	
400 U STATES		6853		8206	
		400929		557226	

IMPORTS INTO CANADA FOR CONSUMPTION

Articles and Countries from which Imported	MONTH OF SEPTEMBER 1957		NINE MONTHS ENDED SEPTEMBER 1957		Class Number
	Quantities	Values (\$)	Quantities	Values (\$)	
GLADIOLI BULBS					1665
347 JAPAN				231	
354 NETHRLNDS		3575		75913	
400 U STATES				14047	
				90191	
FLOWERS AND FOLIAGE CUT					1666
100 U KINGDOM		667		3128	
220 BERMUDA				2889	
231 HONG KONG				373	
234 AUSTRALIA		453		733	
327 FRANCE				411	
335 GERMANY W				866	
344 ITALY		1257		12524	
347 JAPAN				298	
352 MEXICO				1482	
354 NETHRLNDS		913		2277	
376 SWITZRLND				99	
383 HAWAII		274		901	
400 U STATES		57041		1253581	
		60605		1279562	
TREES SEEOLING STOCK					1668
100 U KINGDOM				2872	
306 BELGIUM				3317	
318 DENMARK				172	
327 FRANCE				10256	
354 NETHRLNDS				54941	
400 U STATES		71		11626	
		71		83184	
FLORIST OR NURSERY STOCK N O P					1669
100 U KINGDOM		266		3831	
236 NEW ZEAL		591		591	
306 BELGIUM		70		12559	
318 DENMARK				7280	
327 FRANCE				5020	
335 GERMANY W				16781	
347 JAPAN				379	
354 NETHRLNDS		1211		596603	
400 U STATES		24687		597078	
		26825		1240122	
LATEX NATURAL					1678
218 MALAYA	LB	166254	1496826	605443	
400 U STATES		476165	4975796	1895743	
		642419	6472622	2501186	
LATEX SYNTHETIC					1679
335 GERMANY W	LB		500	149	
400 U STATES		562595	4577181	1578308	
		562595	4577681	1578457	
BALATA CRUDE					1681
309 BRAZIL	LB		8206	2736	
400 U STATES			1275	3656	
			9481	6392	
GUTTA PERCHA UNMANUFACTURED					1682
400 U STATES	LB	800	6374	18682	
		800	6374	18682	
RUBBER CRUDE CAOUTCHOUC					1683
100 U KINGDOM	LB	4580	598746	172893	
211 NIGERIA		1454	78400	21572	
217 CEYLON		296755	2608545	618484	
218 MALAYA		5895015	58008687	15812249	
219 SEI OTHER		33615	179275	55353	
350 LIBERIA			22400	7380	
355 INDONESIA		359821	1139453	294261	
371 THAILAND		22400	654800	138615	
400 U STATES		294513	3484986	1010384	
		6906699	66775292	18131191	
COMB BLANKS OF HARD RUBBER					1684
305 AUSTRIA				2153	
335 GERMANY W				327	
400 U STATES		198		1376	
		198		3856	
RUBBER POWDERED WASTE OR JUNK					1687
100 U KINGDOM	CWT	122	993	13509	
306 BELGIUM		567	403	3022	
400 U STATES		1951	20978	141458	
		2073	22374	157989	
RUBBER RECOVERED					1688
100 U KINGDOM	CWT	1220	8877	75402	
400 U STATES		13758	187010	1757150	
		14978	195887	1832552	
RUBBER SUBSTITUTE OR SYNTHETIC					1689
335 GERMANY W	CWT		3	187	
354 NETHRLNDS		7	7	138	
400 U STATES		17112	200140	5196443	
		17119	200150	5196768	
RUBBER THREAD NOT COVERED					1690
100 U KINGDOM	LB	1126	9691	13011	
400 U STATES		18799	159463	253822	
		19925	169154	266833	
HARD RUBBER STRIP SHEET ROD					1691
100 U KINGDOM	LB		21819	6027	
335 GERMANY W			121	159	
354 NETHRLNDS			1146	505	
400 U STATES		150	19120	26146	
		150	42206	32837	

IMPORTS INTO CANADA FOR CONSUMPTION

Articles and Countries from which Imported	MONTH OF SEPTEMBER 1957		NINE MONTHS ENDED SEPTEMBER 1957		Class Number
	Quantities	Values (\$)	Quantities	Values (\$)	
FOAM RUBBER SHEETING					1697
100 U KINGDOM		8143		8143	
327 FRANCE				765	
347 JAPAN				674	
400 U STATES		15551		85144	
		23694		94726	
RUBBER SHEETING N O P					1698
100 U KINGDOM		5416		28288	
218 MALAYA		5422		178162	
306 BELGIUM				4316	
317 CZECHOS				86	
335 GERMANY W		264		4438	
354 NETHRLNDS				445	
400 U STATES		6204		108767	
		17306		324502	
CONVEYOR BELTING OF RUBBER					1699
100 U KINGDOM		50914		112468	
335 GERMANY W				480	
347 JAPAN				1742	
359 NORWAY				2712	
375 SWEDEN				682	
400 U STATES		8894		118106	
		59808		236190	
BATHING SHOES RUBBER	PAIR				1700
306 BELGIUM			158	96	
335 GERMANY W			3779	1737	
400 U STATES			6122	3109	
			10059	4942	
BELTING RUBBER					1701
100 U KINGDOM		7598		48414	
335 GERMANY W		295		2115	
344 ITALY				510	
347 JAPAN				6817	
375 SWEDEN				3466	
376 SWITZRLND				71	
400 U STATES		27065		296898	
		34958		358291	
CANVAS SHOES RUBBER SOLES	PAIR				1702
100 U KINGDOM	2443	644	53334	38098	
215 INDIA	11543	8268	278767	127513	
231 HONG KONG	16475	8725	1037191	503222	
313 CHINA			2160	1151	
317 CZECHOS			8090	4691	
335 GERMANY W			40	61	
344 ITALY			290	527	
347 JAPAN	6960	1924	93900	34484	
354 NETHRLNDS			7678	7021	
400 U STATES	3867	4442	33366	35305	
	41288	24003	1514816	752073	
BOOTS AND SHOES RUBBER N O P	PAIR				1703
100 U KINGDOM	41604	61612	264871	420400	
231 HONG KONG			1834	1837	
306 BELGIUM			720	803	
317 CZECHOS	20102	18443	73817	70815	
327 FRANCE			1234	4750	
335 GERMANY W	60	233	100	433	
347 JAPAN	49906	35149	256011	202773	
354 NETHRLNDS			4559	14353	
359 NORWAY			60	201	
365 POLAND			3000	2550	
400 U STATES	4844	5916	14652	30771	
	116516	121353	620858	749686	
CEMENT RUBBER					1704
100 U KINGDOM		363		2413	
335 GERMANY W		1032		3961	
376 SWITZRLND				141	
400 U STATES		63950		711479	
		65345		717994	
CLOTHING RUBBER N O P					1705
100 U KINGDOM		4198		36548	
231 HONG KONG		8959		30375	
318 DENMARK				237	
335 GERMANY W				80	
344 ITALY		215		410	
347 JAPAN		5075		12520	
359 NORWAY		2433		17019	
400 U STATES		15117		82980	
		35997		180169	
GLOVES RUBBER	DZ PR				1706
100 U KINGDOM	2914	9179	17978	55615	
234 AUSTRALIA			1400	4744	
317 CZECHOS			1403	2056	
327 FRANCE			112	341	
335 GERMANY W	66	148	809	2455	
347 JAPAN	60	723	655	4811	
354 NETHRLNDS			372	466	
400 U STATES	5391	28109	53226	272743	
	8431	38159	75955	343231	
GOLF BALLS	DOZ				1707
100 U KINGDOM	457	1578	43963	134130	
347 JAPAN	149	408	4349	10870	
400 U STATES	2018	11621	26308	146024	
	2624	13607	74620	291024	
HEELS RUBBER	PAIR				1708
100 U KINGDOM	1080	183	19155	2309	
231 HONG KONG			17040	2191	

IMPORTS INTO CANADA FOR CONSUMPTION

Articles and Countries from which Imported	MONTH OF SEPTEMBER 1957		NINE MONTHS ENDED SEPTEMBER 1957		Class Number
	Quantities	Values (\$)	Quantities	Values (\$)	
400 U STATES	104498	12131	900262	102854	
HOSE RUBBER OR RUBBER LINED	105578	12314	936457	107354	
100 U KINGDOM		6693		91167	1709
318 DENMARK		826		2217	
335 GERMANY W		915		13823	
347 JAPAN		1434		11101	
354 NETHRLNDS				3130	
359 NORWAY		3867		4775	
375 SWEDEN				401	
381 ALASKA		53		53	
400 U STATES		224148		1842137	
WATER BOTTLES RUBBER		237936		1968804	
100 U KINGDOM		6407		22573	1710
305 AUSTRIA		552		2954	
317 CZECHO S				2015	
335 GERMANY W				1998	
347 JAPAN				1046	
400 U STATES		944		7116	
MATERIALS FOR SEALING COMPOUND		7903		37702	
400 U STATES		16452		147450	1711
MATS AND MATTING RUBBER		16452		147450	
100 U KINGDOM		1004		5743	1712
335 GERMANY W		882		2724	
354 NETHRLNDS		323		10108	
400 U STATES		94932		926800	
PACKING RUBBER		97141		945375	
100 U KINGDOM		1429		8619	1713
335 GERMANY W		114		1387	
375 SWEDEN		393		5685	
400 U STATES		25188		208953	
RAINCOATS RUBBER	NO	27124		224644	
TIRES BICYCLE AND MOTORCYCLE	NO				1714
100 U KINGDOM	NO	10247	8733	54035	1715
306 BELGIUM		1150	620	33280	
317 CZECHO S		355	1028	9710	
327 FRANCE				817	
335 GERMANY W		8870	5393	53943	
344 ITALY		40	143	937	
347 JAPAN				1396	
354 NETHRLNDS		8741	4885	104653	
375 SWEDEN				13809	
400 U STATES		564	799	13185	
TIRE CASINGS N O P	NO	29967	21601	285765	221009
100 U KINGDOM	NO	1267	18389	24623	345102
327 FRANCE		918	72546	9599	731007
335 GERMANY W		175	1847	804	11301
344 ITALY				96	530
347 JAPAN		172	9590	301	16063
375 SWEDEN		2000	4170	21404	47889
400 U STATES		5173	418537	88924	4072811
TIRES INNER TUBES N O P	NO	9705	525079	145751	5224703
100 U KINGDOM	NO	20	557	3503	7135
327 FRANCE		843	3140	6320	26600
335 GERMANY W		30	141	60	284
347 JAPAN		28	123	42	193
375 SWEDEN		2000	1077	24729	14241
400 U STATES		3200	15964	45900	189959
TIRES SOLID AUTOMOBILE	NO	6121	21002	80554	238412
400 U STATES		367	6238	2411	52053
TIRES SOLID RUBBER N O P		367	6238	2411	52053
100 U KINGDOM			8920		52739
400 U STATES			19002		195585
MANUFACTURES OF RUBBER N O P			27922		248324
100 U KINGDOM			33193		193106
216 PAKISTAN					672
305 AUSTRIA			73		556
317 CZECHO S			414		1209
318 DENMARK					923
327 FRANCE			110		4605
335 GERMANY W			5444		43591
344 ITALY			568		5630
347 JAPAN			1642		37211
354 NETHRLNDS			556		1417
375 SWEDEN					3342
376 SWITZRLND					418
400 U STATES		412471			4049037
TIRES INNER TUBES BICYCLE	NO	454471			4341717
100 U KINGDOM	NO	1130	371	30536	11282
306 BELGIUM		3160	802	30691	8203
317 CZECHO S		600	400	1200	840
318 DENMARK		3000	702	3000	702
327 FRANCE				580	429
335 GERMANY W		7236	1945	118725	32477

IMPORTS INTO CANADA FOR CONSUMPTION

Articles and Countries from which Imported	MONTH OF SEPTEMBER 1957		NINE MONTHS ENDED SEPTEMBER 1957		Class Number
	Quantities	Values (\$)	Quantities	Values (\$)	
344 ITALY	50	74	100	148	
347 JAPAN			1200	293	
354 NETHRLNDS	1200	372	72827	21174	
375 SWEDEN	200	63	12465	4204	
400 U STATES			1340	876	
	16576	4729	272664	80628	
GASKETS AND WASHERS RUBBER					1722
100 U KINGDOM		467		3948	
335 GERMANY W		372		2795	
344 ITALY				2348	
347 JAPAN				900	
375 SWEDEN		384		549	
400 U STATES		81138		993720	
		82361		1004260	
DRUGGISTS SUNDRIES RUBBER					1723
100 U KINGDOM		10812		50437	
317 CZECHO S		408		1232	
327 FRANCE				584	
335 GERMANY W		2138		8350	
347 JAPAN		106		1752	
354 NETHRLNDS		469		3532	
400 U STATES		72902		736229	
		86835		802116	
TIRE REPAIR MATERIAL OF RUBBER					1724
100 U KINGDOM		605		10547	
327 FRANCE				417	
335 GERMANY W		5573		69424	
400 U STATES		54731		505728	
		60909		586116	
NURSING NIPPLES RUBBER	GRSS				1725
100 U KINGDOM	50	165	1361	4907	
400 U STATES	385	5407	5637	68757	
	435	5572	6998	73664	
FLOORING AND TILE OF RUBBER	SQ YD				1726
100 U KINGDOM	529	1037	1350	2677	
327 FRANCE	1214	3540	4915	15197	
400 U STATES	9214	14311	98177	182683	
	10957	18888	104442	200557	
V BELTS CHIEFLY OF RUBBER					1727
100 U KINGDOM		429		36790	
317 CZECHO S				3260	
335 GERMANY W		1114		8895	
344 ITALY				172	
347 JAPAN				2809	
354 NETHRLNDS				5789	
375 SWEDEN				4361	
376 SWITZRLND				347	
400 U STATES		32607		549796	
		34150		612219	
SOLES SOLING MATERIALS RUBBER					1728
100 U KINGDOM		3418		14525	
217 CEYLON		3713		21583	
218 MALAYA				5864	
335 GERMANY W		1110		2956	
344 ITALY				626	
376 SWITZRLND		106		106	
400 U STATES		52248		357476	
		60595		403136	
AUTOMOTIVE PARTS OF RUBBER NOP					1729
100 U KINGDOM		1473		10563	
327 FRANCE				107	
335 GERMANY W		206		7945	
400 U STATES		102073		1395446	
		103752		1414061	
WEATHERSTRIPPING OF RUBBER					1730
100 U KINGDOM		2122		3910	
335 GERMANY W		1897		7722	
400 U STATES		43339		815859	
		47358		827491	
TIRES PNEUM USED EXCEPT SCRAP	NO				1731
100 U KINGDOM			99	907	
347 JAPAN	130	1557	443	5967	
400 U STATES	11737	37035	126658	352320	
	11867	38592	127200	359194	
TIRES TRACTOR AND IMPLEMENT	NO				1732
100 U KINGDOM	50	910	324	6262	
375 SWEDEN			3027	6616	
400 U STATES	2106	79111	34204	1043587	
	2156	80021	37555	1056465	
ANNATTO SEED	LB				1741
320 DOM REP	2455	379	12319	1654	
	2455	379	12319	1654	
SUGAR BEET SEED	LB				1744
100 U KINGDOM			200	67	
354 NETHRLNDS			5200	1620	
400 U STATES			557512	128453	
			562912	130140	
SEEDS FOR BLENDING	LB				1746
215 INDIA	30462	4720	71450	11918	
234 AUSTRALIA			255214	21087	
304 ARGENTINA			253158	17529	
327 FRANCE			2222	456	
335 GERMANY W			22803	1958	
353 MOROCCO	87633	4821	87633	4821	
354 NETHRLNDS	4400	234	46137	3103	
372 SPAIN			2205	296	

IMPORTS INTO CANADA FOR CONSUMPTION

Articles and Countries from which Imported	MONTH OF SEPTEMBER 1957		NINE MONTHS ENDED SEPTEMBER 1957		Class Number
	Quantities	Values (\$)	Quantities	Values (\$)	
379 TURKEY	55115	3880	110115	6775	
400 U STATES	2000	146	205002	18239	
COTTON SEED	179610	13801	1055939	86182	1747
CLOVER SEED					
100 U KINGDOM			100324	33662	1750
236 NEW ZEAL	5185	2288	18080	10341	
318 DENMARK			11155	6626	
326 FINLAND			308	263	
327 FRANCE	19858	3456	41998	17528	
340 HUNGARY	53971	8272	53971	8272	
400 U STATES	71780	20016	4787470	1872966	
FLAX SEED	150794	34032	5013306	1949658	1751
100 U KINGDOM			20	107	
353 MOROCCO			120	610	
354 NETHRLNDS			1110	7631	
400 U STATES			7496	32954	
BENT GRASS SEED			8746	41302	1753
236 NEW ZEAL	5855	3318	6811	4140	
400 U STATES	34800	7365	208160	89841	
GRASS SEED TIMOTHY	40655	10683	214971	93981	1754
GRASS SEED N O P					
100 U KINGDOM			4614	2211	1755
234 AUSTRALIA			70780	5070	
236 NEW ZEAL	15440	2739	22160	6954	
318 DENMARK	16534	4325	223225	60645	
354 NETHRLNDS			19837	5221	
400 U STATES	96140	24100	2983955	630978	
MILLET AND RAPE SEED	128114	31164	3324571	711079	1756
100 U KINGDOM			28412	3029	
234 AUSTRALIA			280456	9573	
304 ARGENTINA	55115	1234	351645	7250	
318 DENMARK			1456	146	
327 FRANCE			123517	25978	
335 GERMANY W			13135	769	
354 NETHRLNDS	16500	1234	33900	2688	
400 U STATES	4000	378	671064	31896	
MUSHROOM SPAWN	75615	2846	1503585	81329	1757
400 U STATES		10882		64965	
SEED BEANS AND SEED PEAS		10882		64965	1758
100 U KINGDOM			55321	5493	
203 B E AFR			37800	5007	
236 NEW ZEAL			25648	2046	
354 NETHRLNDS			3900	697	
400 U STATES			7270618	810493	
SEED POTATOES			7393287	823736	1759
400 U STATES			25164	45669	
SEEDS 5 DOLLARS OR OVER PER LB			25164	45669	1762
100 U KINGDOM				498	
318 DENMARK				641	
327 FRANCE				135	
335 GERMANY W				145	
347 JAPAN				501	
354 NETHRLNDS		234		3828	
400 U STATES		2908		41004	
GARDEN FIELD ROOT SEEDS N O P		3142		46752	1766
100 U KINGDOM				13402	
215 INDIA		855		1286	
231 HONG KONG		1910		43196	
306 BELGIUM				1313	
312 CHILE				3468	
318 DENMARK		244		6475	
323 EL SALVD				8508	
325 ETHIOPIA				1574	
327 FRANCE				205	
335 GERMANY W		1237		4651	
344 ITALY		261		1348	
347 JAPAN				646	
352 MEXICO		9898		12118	
354 NETHRLNDS		2201		40724	
358 NICARAGUA		5365		18890	
391 LEBANON				539	
400 U STATES		13479		351001	
TOBACCO TURKISH UNSTEMMED		35450		509344	1776
336 GREECE					
379 TURKEY	7193	7099	42578	43824	
	43798	36225	232207	199100	
TOBACCO FLUE CURED UNSTEMMED	50991	43324	274785	242924	1778
400 U STATES					
CIGAR LEAF UNSTEMMED					1779
309 BRAZIL			681	335	
316 CUBA	4080	6866	29060	62307	
355 INDONESIA			277	1826	

IMPORTS INTO CANADA FOR CONSUMPTION

Articles and Countries from which Imported	MONTH OF SEPTEMBER 1957		NINE MONTHS ENDED SEPTEMBER 1957		Class Number
	Quantities	Values (\$)	Quantities	Values (\$)	
400 U STATES	66535	206836	468776	1437905	
TOBACCO N O P UNSTEMMED	70615	213702	498794	1502373	1780
392 SYRIA	LB 6307	2567	38528	15353	
400 U STATES	6307	2567	20746	12650	
CIGAR LEAF STEMMED	LB 6307		59274	28003	1782
316 CUBA	39819	49015	305518	374509	
400 U STATES	25376	14468	132279	65534	
TOBACCO N O P STEMMED	65195	63483	437797	440043	1783
400 U STATES	LB		3137	3471	
CIGARS	LB		3137	3471	1784
224 JAMAICA			78	869	
306 BELGIUM			220	713	
311 BURMA			75	134	
316 CUBA	611	5007	6632	52029	
318 DENMARK			31	189	
335 GERMANY W	182	460	747	1943	
354 NETHRLNDS	1631	5018	25923	90854	
376 SWITZRLND	50	144	709	2006	
400 U STATES	2226	8309	27620	70356	
CIGARETTES	4700	18938	62035	219093	1785
100 U KINGDOM	LB 21744	25782	156658	197675	
221 B GUIANA			99	395	
327 FRANCE	172	238	2332	3798	
335 GERMANY W			123	195	
344 ITALY	49	84	862	1237	
354 NETHRLNDS			30	26	
376 SWITZRLND			29	73	
400 U STATES	55814	101375	459102	791920	
SNUFF	77779	127479	619235	995319	1786
100 U KINGDOM	LB 200	583	2444	5760	
TOBACCO CUT	200	583	2444	5760	1787
100 U KINGDOM	LB 5455	11928	61928	121558	
231 HONG KONG			550	751	
354 NETHRLNDS	6831	4839	74274	52230	
400 U STATES	21907	32951	168717	217390	
TOBACCO MANUFACTURED N O P	34193	49718	305469	391929	1788
100 U KINGDOM	LB 624	509	6180	5182	
400 U STATES	1250	846	8727	5675	
LOCUST BEANS LOCUST BEAN MEAL	1874	1355	14907	10857	1811
400 U STATES	LB 3004	828	20341	3665	
BROOM CORN	3004	828	20341	3665	1813
304 ARGENTINA	CWT		600	12740	
340 HUNGARY			1102	13362	
344 ITALY			11711	210817	
388 YUGO SLAV			7957	116130	
400 U STATES	4123	67852	12355	233887	
CATTLE FOOD WITH MOLASSES	4123	67852	33725	586936	1815
400 U STATES		4923		25337	
ORUGS CRUDE BARKS FLOWERS				25337	1816
100 U KINGDOM		1038		7096	
207 UN SO AFR		8773		36974	
215 INOIA		503		3054	
224 JAMAICA				3743	
231 HONG KONG		3749		51576	
304 ARGENTINA				722	
306 BELGIUM		389		1273	
309 BRAZIL				380	
314 COLOMBIA				351	
323 EL SALVO				93	
327 FRANCE		567		1789	
335 GERMANY W		263		2125	
344 ITALY		480		480	
355 INOONESIA				251	
363 PERU				297	
372 SPAIN				82	
383 HAWAII				72	
388 YUGO SLAV				190	
400 U STATES		10290		120663	
GLUE VEGETABLE		26052		231211	1817
100 U KINGDOM	LB		5060	452	
400 U STATES	470	84	14183	2168	
HAY AND STRAW	470	84	19243	2620	1818
400 U STATES	TON 3422	65198	24047	600672	
IVORY NUTS	3422	65198	24047	600672	1819
321 ECUADOR				2255	
MUCILAGE AND ADHESIVE PASTE				2255	1824
100 U KINGDOM	LB 1180	164	21945	3533	
335 GERMANY W			551	237	
400 U STATES	39822	10745	216301	61558	
	41002	10909	238797	65328	

IMPORTS INTO CANADA FOR CONSUMPTION

Articles and Countries from which Imported	MONTH OF SEPTEMBER 1957		NINE MONTHS ENDED SEPTEMBER 1957		Class Number
	Quantities	Values (\$)	Quantities	Values (\$)	
PALM LEAF UNMANUFACTURED 400 U STATES		250		21664	1825
		250		21664	
ROOTS MEDICINAL ALKANET JALAP 100 U KINGDOM		2263		3055	1827
215 INDIA				481	
231 HONG KONG		1012		5234	
306 BELGIUM				597	
327 FRANCE				1557	
347 JAPAN				370	
388 YUGO SLAV		141		141	
400 U STATES		677		8335	
		4093		19770	
STARCH AND PREPARATIONS N O P 100 U KINGDOM	LB	660	4050	538	1828
231 HONG KONG		1305	16005	2014	
335 GERMANY W		2891	10487	2282	
354 NETHRLNDS		2000	205914	22111	
400 U STATES		923940	9394976	844158	
		930796	9631432	871103	
STARCH POTATO POTATO FLOUR 306 BELGIUM	LB		11023	623	1829
318 DENMARK			680000	36768	
327 FRANCE			109526	6083	
335 GERMANY W	1834	370	4204	751	
347 JAPAN			1000	61	
354 NETHRLNDS			4795	561	
400 U STATES		229300	1538759	134840	
		231134	2349307	179687	
STARCH FOR PASTE	LB				1830
TAR PINE CRUDE IN BULK 100 U KINGDOM	GAL		840	229	1832
359 NORWAY			167	165	
400 U STATES		14452	199138	90791	
		14452	200145	91185	
TEASELS 100 U KINGDOM				602	1833
400 U STATES		2721		5631	
		2721		6233	
TURPENTINE RAW OR CRUOE 400 U STATES	LB		111489	8066	1834
			111489	8066	
TURPENTINE SPIRITS OF 335 GERMANY W	GAL		125	357	1835
376 SWITZRLND			26	227	
400 U STATES		115869	995110	677409	
		115869	995261	677993	
VEGETABLE PRODUCTS N O P 100 U KINGDOM		6165		36179	1836
225 TRINIDAD		170		170	
231 HONG KONG		624		14927	
309 BRAZIL				219	
317 CZECHO S		225		225	
318 DENMARK				603	
327 FRANCE				532	
335 GERMANY W				6014	
344 ITALY				3143	
347 JAPAN	157			1760	
352 MEXICO				94	
354 NETHRLNDS				1405	
359 NORWAY		1023		1023	
376 SWITZRLND				109	
383 HAWAII				451	
390 GERMANY E		238		400	
400 U STATES		12319		139268	
		20921		206522	
VEGETABLE COLOURING 100 U KINGDOM		284		9218	1839
344 ITALY				651	
354 NETHRLNDS				341	
400 U STATES		12872		98305	
		13156		108515	
DEXTRINE STARCH MIXTURES N O P 100 U KINGDOM	LB		607262	44971	1840
354 NETHRLNDS		206885	1135324	78187	
400 U STATES		52200	620212	59419	
		259085	2362798	182577	
DEXTRINE STARCH NOT A PASTE 354 NETHRLNDS	LB		992	148	1841
376 SWITZRLND			1323	189	
400 U STATES			30600	4680	
			32915	5017	
DISTILLERS SOLUBLES 400 U STATES	CWT	5931	30935	122489	1842
		5931	30935	122489	
VEGETABLE FLOUR N O P NOT EDIBLE 100 U KINGDOM				563	1843
231 HONG KONG				623	
309 BRAZIL				12651	
335 GERMANY W				1141	
355 INDONESIA				563	
371 THAILAND				19522	
400 U STATES		31911		205941	
		31911		241004	

IMPORTS INTO CANADA FOR CONSUMPTION

Articles and Countries from which Imported	MONTH OF SEPTEMBER 1957		NINE MONTHS ENDED SEPTEMBER 1957		Class Number
	Quantities	Values (\$)	Quantities	Values (\$)	
NON FOODS TAR 68A 206 662 809					1844
100 U KINGDOM				171	
372 SPAIN				175	
400 U STATES		273		3651	
		273		3997	
VEGETABLE FLAVOURINGS					1845
100 U KINGDOM		3880		30720	
306 BELGIUM				2184	
327 FRANCE		358		13381	
335 GERMANY W		6334		8192	
344 ITALY		820		5806	
354 NETHRLNDS		299		7579	
372 SPAIN				409	
379 TURKEY				1797	
388 YUGO SLAV		128		2402	
400 U STATES		22959		356893	
		34778		429363	
SIZING PREPARATIONS N O P	LB				1846
400 U STATES		88621	773076	99432	
		88621	773076	99432	

IMPORTS INTO CANADA FOR CONSUMPTION

Articles and Countries from which Imported	MONTH OF SEPTEMBER 1957		NINE MONTHS ENDED SEPTEMBER 1957		Class Number
	Quantities	Values (\$)	Quantities	Values (\$)	
<u>GROUP 2</u>					
<u>ANIMALS AND ANIMAL PRODUCTS</u>					
CATTLE PURE BRED	NO				2012
100 U KINGDOM	20	10828	120	79310	
400 U STATES	58	32730	1034	605942	
	78	43558	1154	685252	
BABY CHICKS AND TURKEY POULTS	NO				2013
400 U STATES	147673	35093	1687058	550877	
	147673	35093	1687058	550877	
DOGS PURE BRED	NO				2014
100 U KINGDOM	25	1364	239	21179	
306 BELGIUM			1	50	
318 DENMARK			4	112	
327 FRANCE			1	96	
335 GERMANY W	3	108	6	376	
354 NETHRLNDS			2	150	
376 SWITZRLND			1	106	
389 IRELAND			20	700	
400 U STATES	51	6361	395	40407	
	79	7833	669	63176	
FOWLS DOMESTIC PURE BRED	NO				2015
400 U STATES	511	2425	596	2987	
	511	2425	596	2987	
HORSES PURE BRED	NO				2018
100 U KINGDOM	3	526	41	10196	
236 NEW ZEAL	2	2493	2	2493	
389 IRELAND			1	7980	
400 U STATES	7	4664	118	69355	
	12	7683	162	90024	
RABBITS PURE BRED	NO				2019
400 U STATES	13	60	18	348	
	13	60	18	348	
SHEEP PURE BRED	NO				2020
400 U STATES	2	144	209	8209	
	2	144	209	8209	
ANIMALS FOR IMP OF STOCK N O P	NO				2021
100 U KINGDOM	21	4008	157	22074	
400 U STATES			18	2030	
	21	4008	175	24104	
HORSES N O P	NO				2035
100 U KINGDOM	1	924	1043	122414	
389 IRELAND	1	924	3	3850	
400 U STATES	62	12215	744	154794	
	64	14063	1790	281058	
LIVESTOCK N O P	NO				2037
100 U KINGDOM			2	200	
400 U STATES	10	232	36054	1428632	
	10	232	36056	1428832	
BEEES	PKGS				2041
400 U STATES			138589	507661	
			138589	507661	
FOXES	NO				2042
400 U STATES			2	145	
			2	145	
LEECHES					2043
366 PORTUGAL				91	
				91	
PIGEONS HOMING AND PHEASANTS					2044
100 U KINGDOM				317	
400 U STATES		201		14449	
		201		14766	
TURTLES					2045
400 U STATES		7298		28604	
		7298		28604	
ALL OTHER ANIMALS LIVING N O P					2046
100 U KINGDOM				13167	
203 S E AFR				850	
215 INDIA		25153		144125	
225 TRINIDAD				100	
234 AUSTRALIA				960	
236 NEW ZEAL				62	
306 BELGIUM		180		2524	
314 COLOMBIA				93	
318 DENMARK				1757	
327 FRANCE		310		1668	
335 GERMANY W				1291	
344 ITALY				100	
347 JAPAN		97		183	
354 NETHRLNDS		1104		11269	
358 NICARAGUA				96	
363 PERU		573		1869	
364 PHIL		945		10926	
366 PORTUGAL				100	
376 SWITZRLND				270	
381 ALASKA				2186	
400 U STATES		22388		161979	
		50750		355575	
MINK	NO				2047
318 DENMARK			6	432	
326 FINLAND			4	285	
400 U STATES			1453	123585	
			1463	124302	

IMPORTS INTO CANADA FOR CONSUMPTION

Articles and Countries from which Imported	MONTH OF SEPTEMBER 1957		NINE MONTHS ENDED SEPTEMBER 1957		Class Number
	Quantities	Values (\$)	Quantities	Values (\$)	
BONES CRUDE					2051
347 JAPAN	CWT 5	221	12	621	
366 PORTUGAL			6	230	
400 U STATES				72006	
	506	3783	13282	72006	
	511	4004	13300	72857	
BONE DUST CHARRED BONE					2052
100 U KINGDOM	CWT 5980	14020	38363	104324	
234 AUSTRALIA			1680	4132	
400 U STATES			3136	41137	
	12	284			
	5992	14304	43179	149593	
BONE PITCH CRUDE ONLY					2053
100 U KINGDOM	CWT		92	497	
400 U STATES			4635	30132	
	1119	7551			
	1119	7551	4727	30629	
CHARCOAL ANIMAL FOR SUGAR					2054
100 U KINGDOM	CWT 4408	39028	20140	180011	
322 EGYPT			3920	22950	
354 NETHRLNDS			2213	12746	
	4408	39028	26273	215707	
IVORY AND MANUFACTURES					2063
100 U KINGDOM				1195	
215 INDIA		74		542	
231 HONG KONG		389		948	
344 ITALY				475	
400 U STATES				2423	
		463		5583	
BUTTON BLANKS OF SHELL ROUGH					2071
347 JAPAN				564	
400 U STATES				68	
				632	
SHELLS UNMANUFACTURED FOSSILS					2073
100 U KINGDOM		1818		15554	
347 JAPAN				78	
354 NETHRLNDS				1560	
383 HAWAII				312	
400 U STATES		1054		15958	
		2872		33462	
SHELLS N O P CRUSHED OR GROUND					2074
400 U STATES	CWT 29	58	145	290	
	29	58	145	290	
OYSTER SHELLS CRUSHEO OR NOT					2075
400 U STATES	CWT				
	52526	35050	538943	349965	
	52526	35050	538943	349965	
FEATHERS NATURAL					2081
100 U KINGDOM		129		1882	
207 UN SO AFR				567	
231 HONG KONG		703		42302	
304 ARGENTINA				73	
306 BELGIUM		1576		5428	
317 CZECHO S				3591	
318 DENMARK				408	
327 FRANCE				3124	
335 GERMANY W				277	
344 ITALY				196	
347 JAPAN				16193	
365 POLAND		895		1847	
400 U STATES		29790		141433	
		33093		217321	
BADMINTON SHUTTLECOCKS BIRDS					2083
100 U KINGDOM	GROSS 241	2437	596	6203	
215 INDIA			335	853	
216 PAKISTAN			102	1471	
318 DENMARK			283	8024	
335 GERMANY W			153	861	
347 JAPAN			27	342	
400 U STATES		160	1215	34393	
	401	7573	2711	52147	
MANUFACTURES OF FEATHERS N O P					2084
100 U KINGDOM		146		7247	
207 UN SO AFR				2103	
215 INDIA				874	
216 PAKISTAN				86	
231 HONG KONG				1121	
318 DENMARK				2458	
327 FRANCE		5765		17480	
335 GERMANY W		9025		16278	
347 JAPAN				661	
352 MEXICO				643	
376 SWITZRLND				52	
400 U STATES		4082		31453	
		19018		80456	
FEATHERBONE COILS					2085
400 U STATES		3370		13035	
		3370		13035	
QUILLS NATURAL OR UNPLUMED					2086
100 U KINGDOM				1938	
231 HONG KONG				1131	
304 ARGENTINA				1937	
313 CHINA				1264	
327 FRANCE				1092	
344 ITALY				1260	
365 POLAND		1014		2877	
400 U STATES		4262		22733	
		5276		34232	

IMPORTS INTO CANADA FOR CONSUMPTION

Articles and Countries from which Imported	MONTH OF SEPTEMBER 1957		NINE MONTHS ENDED SEPTEMBER 1957		Class Number
	Quantities	Values (\$)	Quantities	Values (\$)	
COD HADDOCK POLLOCK FRESH	LB				2091
100 U KINGDOM	273	70	15329	3356	
381 ALASKA			83871	17756	
400 U STATES	24496	3019	352663	64818	
	24769	3089	451863	85930	
HALIBUT FRESH	LB				2092
381 ALASKA			362342	81233	
400 U STATES	141808	27585	1215490	255139	
	141808	27585	1577832	336372	
FISH LIVERS	LB				2093
381 ALASKA			410	102	
400 U STATES	25856	3414	203890	25212	
	25856	3414	204300	25314	
HERRINGS FRESH	LB				2094
359 NORWAY			37500	2508	
400 U STATES	67800	1556	6697790	129058	
	67800	1556	6735290	131566	
LIVE FISH AND EGGS PROPAGATING					2095
400 U STATES		430		15556	
		430		15556	
LOBSTERS FRESH	LB				2096
316 CUBA	1575	1552	1575	1552	
400 U STATES	79425	30638	154126	75461	
	81000	32190	155701	77013	
MACKEREL FRESH	LB				2097
400 U STATES	1068	170	10167	1449	
	1068	170	10167	1449	
OYSTERS SEED AND BREEDING					2098
400 U STATES				28128	
				28128	
OYSTERS IN THE SHELL	BRL				2099
400 U STATES	6	164	263	5279	
	6	164	263	5279	
OYSTERS SHELLED IN BULK	GAL				2100
400 U STATES	2314	12987	34937	234137	
	2314	12987	34937	234137	
SALMON FRESH	LB				2101
366 PORTUGAL			1250	510	
381 ALASKA	500	190	9000	4098	
400 U STATES	48500	19059	326357	140031	
	49000	19249	336607	144639	
SQUID FRESH					2102
231 HONG KONG		311		5567	
334 ST PIERRE				2520	
347 JAPAN		148		507	
400 U STATES		2459		15596	
		2918		24190	
FISH ALL OTHER FRESH	LB				2103
100 U KINGDOM	1652	385	7556	2794	
231 HONG KONG	560	303	8956	2812	
318 DENMARK	30316	15091	91547	43532	
335 GERMANY W	1000	176	1000	176	
347 JAPAN	14180	5992	1082148	183103	
354 NETHRLNDS			37262	15564	
366 PORTUGAL			2500	867	
381 ALASKA			2000	520	
400 U STATES	100718	21038	1558212	269717	
	148426	42985	2791181	519085	
COD HADDOCK POLLOCK DRIED	LB				2111
100 U KINGDOM			23933	5051	
359 NORWAY			2205	650	
400 U STATES			3399	1194	
			29537	6895	
COD HADDOCK POLLOCK SALTED	LB				2113
400 U STATES			3365	463	
			3365	463	
HERRINGS SALTED	LB				2115
100 U KINGDOM	19438	3036	540610	70259	
318 DENMARK			15563	1912	
335 GERMANY W	1200	333	1200	333	
354 NETHRLNDS	212133	38567	475110	81390	
359 NORWAY	38825	4071	384465	33755	
375 SWEDEN			27614	2883	
400 U STATES	35311	5948	84989	13240	
	306907	51955	1529551	203772	
SALMON SALTED	LB				2118
231 HONG KONG			578	189	
400 U STATES			240	191	
			818	380	
SALMON SMOKED	LB				2119
400 U STATES	1424	1586	1849	2010	
	1424	1586	1849	2010	
FISH DRIED N O P	LB				2120
231 HONG KONG	440	194	8142	6342	
347 JAPAN	825	388	5500	2378	
400 U STATES	300	179	5528	1471	
	1565	761	19170	10191	
FISH ALL OTHER SALTED	LB				2121
100 U KINGDOM	4000	670	23800	2828	
231 HONG KONG	6010	2489	63315	25288	
304 ARGENTINA			3175	430	
344 ITALY			509	162	
372 SPAIN	33554	10564	98707	24981	
400 U STATES	1715	561	20690	6823	
	45279	14284	210196	60512	

IMPORTS INTO CANADA FOR CONSUMPTION

Articles and Countries from which Imported	MONTH OF SEPTEMBER 1957		NINE MONTHS ENDED SEPTEMBER 1957		Class Number
	Quantities	Values (\$)	Quantities	Values (\$)	
FISH OTHER SMOKED OR BONELESS	LB				2122
100 U KINGDOM	64050	8981	478124	77525	
231 HONG KONG			362	119	
335 GERMANY W			1412	230	
354 NETHRLNDS	275	85	8064	1233	
359 NORWAY			2756	289	
400 U STATES	1784	1477	64919	20591	
	66109	10543	555637	99987	
CRABS CLAMS SHRIMPS CANNED	LB				2131
231 HONG KONG	350	332	48332	20785	
309 BRAZIL	36000	14949	36000	14949	
347 JAPAN	49370	19610	663430	201639	
352 MEXICO			1000	864	
353 MOROCCO			1000	549	
359 NORWAY	3424	2485	83361	63206	
375 SWEDEN			729	925	
400 U STATES	153659	180238	1418384	1447353	
	242803	217614	2252236	1750270	
KIPPERED HERRINGS CANNED	LB				2132
100 U KINGDOM	1838	504	86460	20616	
326 FINLAND			890	547	
335 GERMANY W			865	286	
354 NETHRLNDS			9179	2849	
359 NORWAY	22770	7693	192104	60764	
400 U STATES	612	296	2235	779	
	25220	8493	291733	85841	
LOBSTERS CANNED PREPARED N O P	LB				2133
207 UN SO AFR			24300	37137	
400 U STATES	745	709	1194	1226	
	745	709	25494	38363	
OYSTERS SHELLLED IN CANS	QUART				2136
347 JAPAN	2580	1561	2580	1561	
400 U STATES	4684	6622	48261	77184	
	7264	8183	50841	78745	
OYSTERS PREPARED PRESERVED NOP	LB				2137
231 HONG KONG	2028	1732	21460	20227	
347 JAPAN	15841	8618	144273	76084	
400 U STATES	4846	4736	74507	61202	
	22715	15086	240240	157513	
SALMON CANNED PREPARED N D P	LB				2138
347 JAPAN			4385592	2231514	
381 ALASKA			117	233	
400 U STATES	220	135	2338	2138	
	220	135	4388047	2233885	
PILCHARD CANNED	LB				2139
400 U STATES			2025	261	
			2025	261	
ANCHOVIES SARDINES CANNED	LB				2140
100 U KINGDOM	6328	2626	17992	7856	
318 DENMARK	14047	5746	77326	34395	
327 FRANCE	314	373	6719	4612	
335 GERMANY W	266	78	3754	1260	
344 ITALY			1695	2315	
353 MOROCCO			49160	18918	
359 NORWAY	266786	180215	1166349	752964	
366 PORTUGAL	40752	20417	330988	182615	
372 SPAIN	975	618	6532	4165	
375 SWEDEN	1172	491	15317	6471	
388 YUGO SLAV			27174	17066	
400 U STATES	1406	919	34747	24877	
	332046	211483	1737753	1057514	
TUNA FISH CANNED	LB				2143
318 DENMARK	310	187	310	187	
327 FRANCE			639	344	
347 JAPAN	344535	92572	2079886	638023	
363 PERU			21000	6144	
366 PORTUGAL			6547	4784	
400 U STATES			4375	3139	
	344845	92759	2112757	652621	
FISH PRESERVED IN OIL N O P					2144
231 HONG KONG		2133		17411	
318 DENMARK		445		9985	
327 FRANCE				1298	
335 GERMANY W		4850		21765	
336 GREECE				123	
344 ITALY		197		3243	
347 JAPAN		2869		14440	
354 NETHRLNDS				555	
363 PERU		15725		257239	
366 PORTUGAL		2383		34411	
375 SWEDEN		85		85	
388 YUGO SLAV				401	
400 U STATES		69		3757	
		28756		364713	
FISH PREPARED OR PRESERVED NOP					2145
100 U KINGDOM		610		14593	
207 UN SO AFR				572	
231 HONG KONG		591		21676	
318 DENMARK		358		1959	
327 FRANCE				4244	
335 GERMANY W		206		6559	
344 ITALY				1206	
347 JAPAN		5522		22142	
352 MEXICO		1996		11403	
354 NETHRLNDS		957		1765	
359 NORWAY		1960		23837	

IMPORTS INTO CANADA FOR CONSUMPTION

Articles and Countries from which Imported	MONTH OF SEPTEMBER 1957		NINE MONTHS ENDED SEPTEMBER 1957		Class Number
	Quantities	Values (\$)	Quantities	Values (\$)	
366 PORTUGAL				446	
375 SWEDEN		79		947	
388 YUGO SLAV				119	
400 U STATES		8609		133672	
HERRINGS CANNED		20888		245140	2146
100 U KINGDOM	LB 5203	1004	81278	14262	
231 HONG KONG			576	364	
318 DENMARK	133	109	748	320	
335 GERMANY W	55304	12589	193574	47387	
354 NETHRLNDS			11409	2136	
359 NORWAY	3452	1551	25336	8203	
375 SWEDEN	704	434	10717	6460	
400 U STATES	418	132	2971	1288	
FISH OFFAL OR REFUSE		15819	326609	80420	2151
400 U STATES	CWT 4936	11401	27345	65327	
SPONGES OF MARINE PRODUCTION		11401	27345	65327	2152
100 U KINGDOM				1282	
227 BAHAMAS				124	
306 BELGIUM				1406	
316 CUBA		578		32745	
327 FRANCE				1893	
328 FR AFRICA				1545	
336 GREECE				10987	
344 ITALY		1550		3481	
379 TURKEY				739	
400 U STATES		1539		25812	
FISHERY PRODUCTS		3667		80014	2153
100 U KINGDOM				18497	
221 B GUIANA				52	
231 HONG KONG		47467		311039	
234 AUSTRALIA				3885	
316 CUBA				484	
318 DENMARK				135	
335 GERMANY W		943		2803	
344 ITALY				154	
347 JAPAN		3294		20028	
352 MEXICO		4971		84384	
354 NETHRLNDS				255	
359 NORWAY		588		9782	
375 SWEDEN				215	
400 U STATES		130154		1039961	
FISH MEAL		187417		1491674	2154
400 U STATES	CWT				
FUR SKINS CHINA AND JAP MINK					2155
347 JAPAN			17000	35433	
400 U STATES			3426	8317	
FUR SKINS OPOSSUM UNDRRESSED			20426	43750	2156
400 U STATES			6230	3291	
FUR SKINS RACCOON UNDRRESSED			6230	3291	2157
400 U STATES	NO 8378	24625	226067	626181	
FUR SKINS SHEEP LAMB UNDRRESSED		24625	226067	626181	2158
100 U KINGDOM	NO		1000	1733	
207 UN SO AFR			3000	5300	
234 AUSTRALIA			3497	5707	
304 ARGENTINA			20394	30193	
386 URUGUAY			380	730	
400 U STATES	10921	17377	146892	289619	
FUR SKINS MARINE UNDRRESSED		17377	175163	333282	2161
400 U STATES	NO		63	365	
FUR SKINS FOX UNDRRESSED			63	365	2162
100 U KINGDOM	NO 173	2974	9470	115449	
326 FINLAND			203	2207	
359 NORWAY			1207	12096	
375 SWEDEN			1280	16298	
380 USSR	560	7602	7910	85736	
400 U STATES			3880	53183	
FUR SKINS KOLINSKY UNDRRESSED		10576	23950	284969	2163
100 U KINGDOM	NO 2010	4813	51349	90358	
313 CHINA		17402	23988	33119	
348 KOREA			6200	4433	
380 USSR	43625	94056	54465	126119	
400 U STATES			175	300	
FUR SKINS MINK UNDRRESSED		116271	136177	254329	2164
100 U KINGDOM	NO 2264	31755	16026	158398	
318 DENMARK			2329	22544	
326 FINLAND			983	18078	
334 ST PIERRE			277	6141	
359 NORWAY			1126	16359	
375 SWEDEN			564	9228	
380 USSR	40505	82395	41507	90399	
381 ALASKA			3	72	
400 U STATES	16281	184736	237384	3779538	
	59050	298886	300199	4100757	

IMPORTS INTO CANADA FOR CONSUMPTION

Articles and Countries from which Imported	MONTH OF SEPTEMBER 1957		NINE MONTHS ENDED SEPTEMBER 1957		Class Number
	Quantities	Values (\$)	Quantities	Values (\$)	
FUR SKINS MUSKRAT UNDRESSED	NO				2165
100 U KINGDOM	5000	3557	14050	11024	
380 USSR	61000	49606	87000	70005	
400 U STATES	37030	42373	2214225	2621658	
	103030	95536	2315275	2702687	
FUR SKINS PERSIAN LAMB UNDRSS	NO				2166
100 U KINGDOM	52673	350157	160297	1028232	
207 UN SO AFR	9001	53050	9001	53050	
216 PAKISTAN			5910	27568	
326 FINLAND			148	1078	
354 NETHRLNDS			3184	18756	
375 SWEDEN			1120	6501	
380 USSR	80364	507329	91980	583327	
400 U STATES	37876	294434	583824	4806377	
	179914	1204970	855464	6524889	
FUR SKINS RABBIT UNDRRESSED	NO				2167
100 U KINGDOM			3000	2017	
313 CHINA			31000	6238	
327 FRANCE	6000	2936	131500	67042	
347 JAPAN	10800	4836	63746	31070	
400 U STATES	1000	608	112958	54368	
	17800	8380	342204	160735	
FUR SKINS SQUIRREL UNDRRESSED	NO				2168
100 U KINGDOM			87500	47577	
347 JAPAN			7000	2908	
375 SWEDEN			28172	9087	
380 USSR	14420	8767	44420	28893	
400 U STATES			96200	63219	
	14420	8767	263292	151684	
FUR SKINS UNDRRESSED N O P	NO				2169
100 U KINGDOM	80	1459	123452	228265	
305 AUSTRIA			4980	9274	
309 BRAZIL	110	630	756	4861	
313 CHINA	25000	36925	441760	588507	
335 GERMANY W			424	2968	
352 MEXICO			600	1368	
363 PERU	110	876	110	876	
380 USSR	62811	131420	74811	157669	
381 ALASKA			45	939	
400 U STATES	5236	38568	83982	646489	
	93347	209878	730920	1641216	
ASTRACHAN RUSSIAN HARE DRESSED					2171
RABBIT SKINS DRESSED N O P	NO 2				2172
100 U KINGDOM			2600	6887	
306 BELGIUM	400	3499	11687	39968	
313 CHINA			6750	17061	
344 ITALY			55	415	
400 U STATES	353	4100	817	6537	
	753	7599	21909	70868	
FUR SKINS DRESSED N O P					2173
100 U KINGDOM		21697		130182	
207 UN SO AFR				25646	
234 AUSTRALIA				367	
304 ARGENTINA		1496		10015	
335 GERMANY W				10076	
344 ITALY				9435	
380 USSR		3390		3390	
386 URUGUAY				6882	
400 U STATES		339365		1761997	
		365948		1957990	
HATTERS FURS NOT ON THE SKIN	LB				2174
100 U KINGDOM	4285	23568	8585	43774	
234 AUSTRALIA			10200	53613	
306 BELGIUM			25015	71369	
327 FRANCE			28245	75860	
335 GERMANY W			19350	55023	
344 ITALY			900	1961	
372 SPAIN			40612	90147	
400 U STATES	7501	22361	90460	385819	
	11786	45929	223367	777566	
FUR SKINS SHEEP DRESSED					2175
100 U KINGDOM				2396	
344 ITALY				256	
400 U STATES		12090		115271	
		12090		117923	
MANUFACTURES OF FUR N O P					2181
100 U KINGDOM		3027		25455	
231 HONG KONG				150	
234 AUSTRALIA				361	
304 ARGENTINA				358	
327 FRANCE		2015		3650	
335 GERMANY W		415		2027	
336 GREECE				184	
344 ITALY				470	
347 JAPAN		2447		3524	
354 NETHRLNDS				183	
359 NORWAY				194	
365 POLAND				603	
372 SPAIN				62	
375 SWEDEN				56	
376 SWITZRLND		50		842	
400 U STATES		89814		523786	
		97768		561905	
BRISTLES ANIMAL	LB				2191
100 U KINGDOM	14692	38585	155414	440005	

IMPORTS INTO CANADA FOR CONSUMPTION

Articles and Countries from which Imported	MONTH OF SEPTEMBER 1957		NINE MONTHS ENDED SEPTEMBER 1957		Class Number
	Quantities	Values (\$)	Quantities	Values (\$)	
231 HONG KONG			133	279	
313 CHINA			1333	1400	
327 FRANCE			3407	9436	
335 GERMANY W			2509	6026	
347 JAPAN			400	459	
354 NETHRLNDS	8077	14704	44599	81637	
400 U STATES	767	1431	8713	17045	
HAIR UNMANUFACTURED	23536	54720	216508	556287	2192
100 U KINGDOM	LB		88	1997	
317 CZECHO S			11	250	
335 GERMANY W	11	121	57	951	
352 MEXICD			5498	1553	
354 NETHRLNDS			125000	39019	
400 U STATES	31128	4446	1168359	222737	
HORSE HAIR	31139	4567	1299013	266507	2193
100 U KINGDOM	LB		534	1388	
231 HONG KONG			400	502	
304 ARGENTINA			435	923	
327 FRANCE	221	328	221	328	
352 MEXICO			951	1358	
400 U STATES	22873	30141	79928	108681	
HAIR CURLED DYED	23094	30469	82469	113180	2194
N O P					
100 U KINGDOM		457		4504	
335 GERMANY W		910		3728	
400 U STATES		892		8145	
MANUFACTURES OF HAIR		2259		16377	2195
N O P					
100 U KINGDOM		803		10083	
231 HONG KONG		660		10794	
313 CHINA		337		12763	
327 FRANCE				2783	
335 GERMANY W		1246		3352	
400 U STATES		2389		20041	
HORSE HIDES		5435		59816	2200
100 U KINGDOM	NO		700	5652	
400 U STATES	40	309	1743	12711	
CALF SKINS AND KIPS RAW	40	309	2443	18363	2201
N O					
100 U KINGDOM			2588	8028	
318 DENMARK			20000	54634	
344 ITALY			2000	13648	
354 NETHRLNDS			25000	68622	
365 POLAND			3500	9923	
375 SWEDEN			500	1610	
376 SWITZRLND	4299	34207	9036	71131	
400 U STATES	70461	220030	568875	1599214	
CATTLE HIDES RAW	74760	254237	631499	1826810	2202
N O					
236 NEW ZEAL			300	2792	
400 U STATES	47613	274255	437517	2352358	
SHEEP SKINS RAW	47613	274255	437817	2355150	2203
N O					
100 U KINGDOM			7956	7591	
207 UN SO AFR			6000	9999	
234 AUSTRALIA	15096	3230	16044	3778	
304 ARGENTINA	10935	21034	21335	39784	
335 GERMANY W			5000	7436	
400 U STATES	111205	143818	588325	767897	
OTHER HIDES AND SKINS RAW	137236	168082	644660	836485	2204
N O P					
335 GERMANY W			1692	2100	
359 NORWAY			200	450	
400 U STATES			2217	5145	
GOAT SKINS AND KID SKINS RAW			4109	7695	2205
N O					
400 U STATES			9486	8135	
HIDE SECTIONS OR BELLIES			9486	8135	2206
N O					
100 U KINGDOM			590	1161	
335 GERMANY W			200	3876	
384 P RICO			11060	41860	
400 U STATES	55329	39978	293636	241516	
LEATHER DRESSED KID	55329	39978	305486	288413	2210
N O					
100 U KINGDOM		56479		427799	
327 FRANCE				97	
335 GERMANY W		3257		19006	
352 MEXICO				58	
372 SPAIN		5144		26881	
400 U STATES		26578		322132	
BELTING LEATHER IN BUTTS		91458		795973	2211
N O					
100 U KINGDOM		1533		30871	
318 DENMARK				2294	
327 FRANCE				3848	
335 GERMANY W				277	
354 NETHRLNDS				1797	
389 IRELAND				427	
400 U STATES		6896		63261	
		8429		102775	

IMPORTS INTO CANADA FOR CONSUMPTION

Articles and Countries from which Imported	MONTH OF SEPTEMBER 1957		NINE MONTHS ENDED SEPTEMBER 1957		Class Number
	Quantities	Values (\$)	Quantities	Values (\$)	
LEATHER TANNED N O P					2213
100 U KINGDOM		6299		85531	
215 INDIA				27432	
234 AUSTRALIA				846	
236 NEW ZEAL				2438	
304 ARGENTINA				3744	
305 AUSTRIA				304	
306 BELGIUM				4072	
318 DENMARK				3871	
327 FRANCE		1018		17016	
335 GERMANY W		91		147	
354 NETHRLNDS				3971	
400 U STATES		12636		136640	
		20044		286012	
LEATHER DRESSED N O P					2215
100 U KINGDOM		59584		702333	
234 AUSTRALIA		474		3058	
236 NEW ZEAL				3438	
305 AUSTRIA		632		1267	
306 BELGIUM		664		2891	
309 BRAZIL				781	
327 FRANCE		19782		415670	
335 GERMANY W		881		13602	
344 ITALY		529		869	
352 MEXICO				138	
353 MOROCCO		1572		1572	
354 NETHRLNDS		1309		9169	
376 SWITZRLND				185	
389 IRELAND		4261		14787	
400 U STATES		146882		1282304	
		236570		2452064	
CHAMOIS SKIN					2216
100 U KINGDOM		20367		279659	
234 AUSTRALIA				1306	
236 NEW ZEAL		2139		2139	
327 FRANCE				212	
400 U STATES				656	
		22506		283972	
PATENT AND UPHOLSTERY LEATHER					2217
100 U KINGDOM				966	
400 U STATES		4885		136470	
		4885		137436	
SOLE LEATHER	LB				2218
100 U KINGDOM	2474	1232	11981	5586	
400 U STATES	4131	2154	196930	70870	
	6605	3386	208911	76456	
SCRAP LEATHER					2219
400 U STATES		11895		65294	
		11895		65294	
PIG MOROCCO ROLLER LEATHERS					2220
100 U KINGDOM		39447		328072	
318 DENMARK				156	
400 U STATES		741		23714	
		40188		351942	
LEATHER FROM EAST INDIA KIP					2221
100 U KINGDOM		33184		631297	
400 U STATES				776	
		33184		632073	
LEATHER FOR GLOVES OR CLOTHING					2224
100 U KINGDOM		76164		802870	
327 FRANCE				313	
335 GERMANY W				2820	
344 ITALY		556		556	
354 NETHRLNDS				1556	
375 SWEDEN				1259	
400 U STATES		122538		1296243	
		199258		2105617	
LEATHER FOR UPHOLSTERY LEATHER					2225
100 U KINGDOM		11957		123362	
400 U STATES		809		11115	
		12766		134477	
CRUST OIL LEATHER FOR CHAMOIS					2226
100 U KINGDOM		596		3887	
		596		3887	
BOOTS AND SHOES PEGGED LEATHER	PAIR				2231
BOOTS AND SHOES MENS LEATHER	PAIR				2232
100 U KINGDOM	27036	119357	336899	1649332	
231 HONG KONG	232	226	3824	2447	
304 ARGENTINA			47	468	
305 AUSTRIA	195	2496	389	6268	
317 CZECHO S			900	2453	
326 FINLAND			6	63	
327 FRANCE	242	2020	1940	13741	
335 GERMANY W	4090	33733	16589	102271	
344 ITALY	10132	53479	45507	256571	
352 MEXICO			65	178	
353 MOROCCO			50	147	
354 NETHRLNDS			557	1882	
359 NORWAY			7	83	
360 ISRAEL			118	614	
376 SWITZRLND	136	1214	795	9108	
400 U STATES	5754	40567	66260	334320	
	47817	253092	473953	2379946	
BOOTS AND SHOES WOMENS LEATHER	PAIR				2233
100 U KINGDOM	27786	103476	142098	668087	

IMPORTS INTO CANADA FOR CONSUMPTION

Articles and Countries from which Imported	MONTH OF SEPTEMBER 1957		NINE MONTHS ENDED SEPTEMBER 1957		Class Number
	Quantities	Values (\$)	Quantities	Values (\$)	
215 INDIA			148	294	
231 HONG KONG			2252	1575	
305 AUSTRIA			22	179	
306 BELGIUM			801	6551	
327 FRANCE			203	1385	
335 GERMANY W	1564	9492	10968	55055	
344 ITALY	3674	21136	38906	187119	
347 JAPAN			12094	4317	
352 MEXICO	40	109	6050	7389	
354 NETHRLNDS	34	52	790	2570	
372 SPAIN	12	125	246	641	
376 SWITZRLND	668	6071	6652	54932	
383 HAWAII			216	389	
389 IRELAND	138	697	138	697	
400 U STATES	57544	253742	488255	1900864	
	91460	394900	709839	2892044	
BOOTS SHOES CHILDRENS LEATHER	PAIR				2234
100 U KINGDOM	2170	4300	178490	167977	
231 HONG KONG			3648	2058	
305 AUSTRIA			108	804	
335 GERMANY W	488	1867	3387	10927	
344 ITALY	348	287	1808	2607	
347 JAPAN			6012	1658	
354 NETHRLNDS			2473	2794	
400 U STATES	11065	18803	73968	119604	
	14071	25257	269894	308429	
GARMENTS LEATHER					2235
100 U KINGDOM		725		6368	
305 AUSTRIA				225	
306 BELGIUM				136	
335 GERMANY W				463	
344 ITALY		943		1309	
354 NETHRLNDS				2352	
400 U STATES		1055		16249	
		2723		27802	
GLOVES MITTS LEATHER	N O P				2236
100 U KINGDOM		130758		405438	
216 PAKISTAN		1446		2565	
306 BELGIUM		165		165	
317 CZECHO S				19540	
318 DENMARK				821	
327 FRANCE		16990		71371	
335 GERMANY W		1764		16095	
344 ITALY		16728		57046	
347 JAPAN		7162		32788	
354 NETHRLNDS		2509		12669	
359 NORWAY		264		264	
372 SPAIN				356	
375 SWEDEN		429		1667	
376 SWITZRLND				639	
389 IRELAND				105	
400 U STATES		8683		66532	
		186898		688061	
GLOVES OF KID WOMENS					2237
100 U KINGDOM		266		2606	
306 BELGIUM		1322		6204	
327 FRANCE		24027		176436	
335 GERMANY W		11020		82752	
344 ITALY		4054		14595	
400 U STATES				157	
		40689		282750	
HARNESS AND SADDLERY					2238
100 U KINGDOM		6863		70597	
215 INDIA		628		628	
322 EGYPT		56		359	
335 GERMANY W		1484		3457	
352 MEXICO		162		1102	
354 NETHRLNDS				974	
400 U STATES		15113		198781	
		24306		275898	
LEATHER BELTING					2239
100 U KINGDOM		1838		16734	
318 DENMARK				1710	
327 FRANCE				178	
335 GERMANY W		3285		4309	
347 JAPAN				53	
354 NETHRLNDS				2975	
400 U STATES		5190		39399	
		10313		65358	
MFRS OF LEATHER OR RAWHIDE NOP					2241
100 U KINGDOM		20574		108227	
216 PAKISTAN		68		1666	
231 HONG KONG				242	
304 ARGENTINA		61		119	
305 AUSTRIA				710	
306 BELGIUM				142	
317 CZECHO S		339		536	
327 FRANCE		73		835	
335 GERMANY W		3401		16248	
344 ITALY		2412		19917	
347 JAPAN		606		3143	
353 MOROCCO		468		570	
354 NETHRLNDS				906	
372 SPAIN		212		1070	
375 SWEDEN				254	
376 SWITZRLND				1979	

IMPORTS INTO CANADA FOR CONSUMPTION

Articles and Countries from which Imported	MONTH OF SEPTEMBER 1957		NINE MONTHS ENDED SEPTEMBER 1957		Class Number
	Quantities	Values (\$)	Quantities	Values (\$)	
388 YUGO SLAV				3122	
400 U STATES		52363		479866	
SOLES AND HEELS LEATHER		80597		639552	2243
100 U KINGDOM		2706		21916	
344 ITALY				230	
400 U STATES		6547		66726	
SHOE LIFTS AND WELTING LEATHER		9253		88872	2244
100 U KINGDOM				2595	
353 MOROCCO				628	
400 U STATES		13432		52840	
STRAPS LEATHER		13432		56063	2245
100 U KINGDOM		1550		53534	
231 HONG KONG				2097	
327 FRANCE				1626	
335 GERMANY W		1429		15894	
344 ITALY				1128	
347 JAPAN		102		1911	
352 MEXICO				676	
354 NETHRLNDS				383	
375 SWEDEN				85	
376 SWITZRLND				10261	
400 U STATES		14771		104714	
BICYCLE SADDLES		17852		192309	2246
100 U KINGDOM	NO	3560	2389	31606	23586
335 GERMANY W		5250	2382	77208	42833
347 JAPAN				1050	796
354 NETHRLNDS		7000	5358	28117	21732
400 U STATES		1000	662	16344	15909
BEEF AND VEAL FRESH		16810	10791	154325	104856
100 U KINGDOM	LB			1996	855
234 AUSTRALIA				204330	45800
236 NEW ZEAL				2648256	517226
381 ALASKA				10751	6097
400 U STATES		279401	115865	3286375	1316923
MUTTON AND LAMB FRESH		279401	115865	6151708	1886901
100 U KINGDOM	LB			768	307
234 AUSTRALIA		146	64	3330465	698793
236 NEW ZEAL		8024	1743	6536150	1277542
381 ALASKA				205	167
400 U STATES		28821	6390	938324	366132
PORK FRESH		36991	8197	10805912	2342941
234 AUSTRALIA	LB	8100	3407	66840	29045
236 NEW ZEAL				51867	16310
POULTRY NOP GAME PARTRIDGE		8100	3407	118707	45355
234 AUSTRALIA	LB			74440	19876
381 ALASKA				155	101
400 U STATES		138875	46609	952462	336816
MEATS FRESH N O P		138875	46609	1027057	356793
231 HONG KONG	LB			132	75
316 CUBA				1940	2978
347 JAPAN		1000	1109	1600	1495
352 MEXICO				1260	1746
400 U STATES		8650	6680	54523	43915
EDIBLE OFFAL FRESH		9650	7789	59455	50209
234 AUSTRALIA	LB			169119	62197
236 NEW ZEAL				24625	10530
400 U STATES		26699	6806	2742576	359256
CHICKENS AND FOWL		26699	6806	2936320	432683
100 U KINGDOM	LB			160	64
381 ALASKA				376	259
400 U STATES		244486	74668	4561478	1225337
TURKEYS		244486	74668	4562014	1225660
381 ALASKA	LB			392	174
400 U STATES		22706	8565	6837718	2453227
BACON HAMS OTHER PORK PREPARED		22706	8565	6838110	2453401
400 U STATES	LB				
BEEF PICKLED		278371	141644	861970	465976
400 U STATES		278371	141644	861970	465976
CANNEO MEATS POULTRY GAME NOP	LB				
100 U KINGDOM		49460	13710	846768	200586
231 HONG KONG				759	702
234 AUSTRALIA				178434	35133
236 NEW ZEAL				36000	15541
304 ARGENTINA		18000	3903	61260	12546
318 DENMARK		13280	7643	170125	95160
327 FRANCE		970	792	24566	29692
335 GERMANY W				8889	2281
347 JAPAN				854	564
354 NETHRLNDS		16004	5274	38785	12097
359 NORWAY				116	67
365 POLANO		12157	6723	12157	6723

IMPORTS INTO CANADA FOR CONSUMPTION

Articles and Countries from which Imported	MONTH OF SEPTEMBER 1957		NINE MONTHS ENDED SEPTEMBER 1957		Class Number
	Quantities	Values (\$)	Quantities	Values (\$)	
376 SWITZRLND	177	177	177	177	
389 IRELAND			3600	714	
400 U STATES	145673	35167	2761628	769430	
	255721	73389	4144118	1181413	
EXTRACTS OF MEAT FLUID BEEF	LB				2265
100 U KINGDOM	14553	10675	46366	36625	
234 AUSTRALIA	20048	48625	87108	152351	
236 NEW ZEAL			22400	39172	
304 ARGENTINA			115466	71618	
362 PARAGUAY			6781	1283	
386 URUGUAY			15344	40191	
400 U STATES			357	357	
	34601	59300	293822	341597	
MEATS PREPARED NOT CANNED	LB				2266
400 U STATES	42908	53470	203017	164719	
	42908	53470	203017	164719	
PORK BARRELLED IN BRINE	LB				2267
PORK DRY SALTED	LB				2268
SAUSAGE	LB				2269
381 ALASKA			686	266	
400 U STATES	7216	4868	49615	31919	
	7216	4868	50301	32185	
SOUPS SOUP PREPARATIONS N O P					2270
100 U KINGDOM		315		3543	
318 DENMARK		131		344	
327 FRANCE				1427	
335 GERMANY W				316	
354 NETHRLNDS		1103		12493	
362 PARAGUAY		27234		47557	
376 SWITZRLND		4712		82426	
381 ALASKA				119	
400 U STATES		21501		413549	
		54996		561774	
MEAT PIES FROZEN	LB				2271
400 U STATES	90546	34181	1059826	407297	
	90546	34181	1059826	407297	
COMPLETE DINNERS MEAT FROZEN	LB				2272
400 U STATES	21490	9949	703527	483783	
	21490	9949	703527	483783	
BEEF CANNED N O P	LB				2273
100 U KINGDOM	330	78	810	208	
234 AUSTRALIA	88132	16924	1011980	243339	
304 ARGENTINA			89725	22391	
318 DENMARK	1050	856	9600	7421	
335 GERMANY W			117	56	
354 NETHRLNDS			4795	1279	
389 IRELAND			1200	307	
400 U STATES	1894	1058	8954	7938	
	91406	18916	1127181	282939	
CORNED BEEF CANNED	LB				2274
234 AUSTRALIA	860182	278675	4122881	1353279	
304 ARGENTINA	326400	86560	5201730	1272900	
327 FRANCE	15546	3433	113199	29628	
362 PARAGUAY	18000	4593	241201	64982	
386 URUGUAY	126000	28712	969241	215843	
	1346128	401973	10648252	2936632	
MILK SKIM POWDERED	LB				2280
100 U KINGDOM			2011146	225379	
234 AUSTRALIA			259000	29032	
236 NEW ZEAL	2680000	231000	5346130	495231	
316 CUBA			321500	24704	
400 U STATES	8200	1476	1368975	199649	
	2688200	232476	9306751	973995	
MILK AND CREAM FRESH	GAL				2281
318 DENMARK	3150	8249	15226	40157	
400 U STATES	667	3415	5393	28367	
	3817	11664	20619	68524	
BUTTER	LB				2282
400 U STATES			40440	24116	
			40440	24116	
CASEIN	LB				2283
234 AUSTRALIA			36190	6989	
236 NEW ZEAL			113120	23297	
400 U STATES	1500	662	18590	6916	
	1500	662	167900	37202	
CHEESE	LB				2284
100 U KINGDOM	4235	2429	51899	23408	
236 NEW ZEAL			3600	1146	
304 ARGENTINA	1071	562	40180	14824	
305 AUSTRIA			40248	16192	
318 DENMARK	131839	52684	1428050	541188	
326 FINLAND	2472	1179	10627	3538	
327 FRANCE	33657	15635	295817	150128	
335 GERMANY W	14221	7878	63284	32527	
336 GREECE	13545	3806	29627	8668	
344 ITALY	146300	65406	1352994	627888	
354 NETHRLNDS	76437	30588	693930	273279	
359 NORWAY	196	81	21684	9556	
360 ISRAEL			400	228	

*Imported for use in the manufacture of sweetened condensed milk for export and not for consumption in Canada.

IMPORTS INTO CANADA FOR CONSUMPTION

Articles and Countries from which Imported	MONTH OF SEPTEMBER 1957		NINE MONTHS ENDED SEPTEMBER 1957		Class Number
	Quantities	Values (\$)	Quantities	Values (\$)	
375 SWEDEN			1162	402	
376 SWITZRLND	185489	107906	1280803	740840	
400 U STATES	126522	78524	960655	526105	
	735984	366678	6274960	2969917	
MILK CONDENSED DR EVAPORATED	LB				2285
100 U KINGDOM			800	145	
381 ALASKA			1560	197	
400 U STATES	7155	2308	33636	8940	
	7155	2308	35996	9282	
MILK WHOLE POWDERED	LB				2286
100 U KINGDOM			22400	5671	
335 GERMANY W			50	74	
354 NETHRLNDS			641	309	
389 IRELAND			68678	16820	
400 U STATES	1180	802	27115	15723	
	1180	802	118884	38597	
DRIED WHEY DRIED. BUTTERMILK	LB				2287
354 NETHRLNDS			1600	768	
400 U STATES	64963	5138	474226	39464	
	64963	5138	475826	40232	
OLEIC ACID OR RED OIL	LB				2288
400 U STATES	11834	2228	106121	20158	
	11834	2228	106121	20158	
STEARIC ACID	LB				2289
100 U KINGDOM			334918	49748	
400 U STATES	20920	4007	299765	47183	
	20920	4007	634683	96931	
LARD OIL	GAL				2291
400 U STATES	1055	1954	5094	9926	
	1055	1954	5094	9926	
NEATS FOOT OIL	GAL				2292
ANIMAL OIL N O P	GAL				2293
100 U KINGDOM	29	59	2921	1952	
318 DENMARK	16164	78515	16164	78515	
335 GERMANY W			5076	26031	
400 U STATES			7492	10441	
	16193	78574	31653	116939	
COD LIVER OIL	GAL				2294
100 U KINGDOM	15479	24073	58499	85734	
359 NORWAY	2785	4191	19525	29919	
400 U STATES			537	948	
	18264	28264	78561	116601	
FISH OIL N O P	GAL				2295
347 JAPAN	3373	26310	12475	129687	
400 U STATES	6307	5746	260356	230974	
	9680	32056	272831	360661	
SEAL OIL	GAL				2296
359 NORWAY			675	763	
			675	763	
WHALE AND SPERMACE TI OIL	GAL				2297
100 U KINGDOM	1045	1376	6973	10475	
359 NORWAY	218	278	1118	1228	
400 U STATES	4440	5905	14541	20240	
	5703	7559	22632	31943	
HALIBUT LIVER OIL					2298
400 U STATES		94		94	
		94		94	
FISH OIL CONCENTRATED					2299
400 U STATES		293		16391	
		293		16391	
FISH OIL FOR FORTIFYING					2300
100 U KINGDOM		785		4663	
347 JAPAN				60775	
400 U STATES		1157		33335	
		1942		98773	
BEE SWAX	LB				2302
100 U KINGDOM	6688	3743	8200	4706	
215 INDIA			2240	1280	
304 ARGENTINA	8664	5290	30710	18658	
309 BRAZIL			11178	7497	
312 CHILE			51658	32485	
316 CUBA			11155	6948	
338 HAITI			13675	8927	
354 NETHRLNDS			458	132	
400 U STATES	7804	5519	126192	84175	
	23156	14552	255466	164808	
CANDLES N O P	LB				2303
100 U KINGDOM			5624	2132	
318 DENMARK	1878	903	7750	3606	
335 GERMANY W	575	345	1080	562	
360 ISRAEL	5085	1106	12678	2671	
375 SWEDEN	2002	754	2002	754	
400 U STATES	29355	11033	63970	22659	
	38895	14141	93104	32384	
GREASE AND DEGRAS	CWT				2304
100 U KINGDOM	110	674	1968	16351	
335 GERMANY W			113	1082	
354 NETHRLNDS	45	203	95	2392	
400 U STATES	24484	202561	129102	1028812	
	24639	203438	131278	1048637	
LARD AND COMPOUNDS STEARINE	LB				2307
100 U KINGDOM			818256	144247	
400 U STATES	2155381	252884	18766213	2268232	
	2155381	252884	19584469	2412479	

IMPORTS INTO CANADA FOR CONSUMPTION

Articles and Countries from which Imported	MONTH OF SEPTEMBER 1957		NINE MONTHS ENDED SEPTEMBER 1957		Class Number
	Quantities	Values (\$)	Quantities	Values (\$)	
TALLOW	LB				2308
400 U STATES	200	74	161917	13072	
	200	74	161917	13072	
EGG ALBUMEN DRIED POWDERED ETC	LB				2315
100 U KINGDOM			39	68	
313 CHINA	10100	12120	31200	35387	
400 U STATES	33825	35459	153429	178921	
	43925	47579	184668	214376	
EGG YOLK DRIED POWDERED ETC	LB				2316
EGGS WHOLE DRIED POWDERED ETC	LB				2317
313 CHINA	6000	3893	45000	27660	
400 U STATES	875	840	5796	5831	
	6875	4733	50796	33491	
GELATINE INEDIBLE PHOTOGRAPHIC	LB				2320
400 U STATES	11610	17071	252475	366763	
	11610	17071	252475	366763	
ANIMAL GLANDS FOR MEDICINE					2321
400 U STATES				12579	
				12579	
BLOOD ALBUMEN AND BLOOD DRIED					2324
400 U STATES		1111		6170	
		1111		6170	
EGGS IN THE SHELL	OOZ				2325
100 U KINGDOM			8	67	
231 HONG KONG	4424	2532	41331	22953	
381 ALASKA			6930	3486	
400 U STATES	25452	34052	558439	1268159	
	29876	36584	606708	1294665	
EGGS YOLK OR ALBUMEN FROZEN	LB				2326
354 NETHRLNDS			1000	962	
400 U STATES			56947	24297	
			57947	25259	
GELATINE CAPSULES EMPTY					2328
400 U STATES		25888		310165	
		25888		310165	
GELATINE EDIBLE	LB				2329
100 U KINGDOM	78785	34108	455525	197323	
234 AUSTRALIA	20700	9212	263801	105546	
306 BELGIUM			27998	12585	
318 DENMARK			8960	4111	
327 FRANCE	2240	606	65728	26967	
344 ITALY			110	109	
354 NETHRLNDS			9860	4201	
400 U STATES	15053	9623	651970	406558	
	116778	53549	1483952	757400	
GELATINE N O P	LB				2331
100 U KINGDOM	5000	1309	199296	51588	
306 BELGIUM			133	61	
327 FRANCE			336	98	
400 U STATES	26856	19411	215718	82650	
	31856	20720	415483	134397	
GLUE ANIMAL POWDERED DR SHEET	LB				2332
100 U KINGDOM	218400	32586	1643092	265742	
234 AUSTRALIA	22400	3503	84000	13208	
375 SWEDEN	2240	317	4480	635	
400 U STATES	1669	455	1483768	280970	
	244709	36861	3215340	560555	
GLUE N O P	LB				2333
100 U KINGDOM	1196	445	16218	3429	
375 SWEDEN			4409	2152	
400 U STATES	5610	2073	137626	42932	
	6806	2518	158253	48513	
GUT AND MANUFACTURES N O P					2336
100 U KINGDOM		765		6432	
234 AUSTRALIA		223		6562	
327 FRANCE				1321	
400 U STATES		324		12311	
		1312		26626	
HONEY	LB				2337
100 U KINGDOM	479	390	4689	2949	
224 JAMAICA			640	137	
304 ARGENTINA			32963	4909	
318 DENMARK			744	268	
327 FRANCE			1068	611	
335 GERMANY W			364	188	
336 GREECE			552	260	
344 ITALY			5159	1597	
354 NETHRLNDS	539	193	5994	1920	
360 ISRAEL			126	115	
388 YUGO SLAV			330	125	
400 U STATES	261347	43938	3544272	529751	
	262365	44521	3596901	542830	
MANURES ANIMAL	CWT				2338
400 U STATES	1233	1949	30950	49227	
	1233	1949	30950	49227	
MUSK IN PODS OR GRAINS	OZ				2339
231 HONG KONG	224	8855	1088	37688	
400 U STATES			5	312	
	224	8855	1093	38000	
RENNET RAW AND PREPARED	LB				2340
400 U STATES	35436	17706	248006	118910	
	35436	17706	248006	118910	
SAUSAGE CASINGS UNCLEANED	LB				2341
234 AUSTRALIA			6748	13291	
236 NEW ZEAL			55612	121751	

IMPORTS INTO CANADA FOR CONSUMPTION

Articles and Countries from which Imported	MONTH OF SEPTEMBER 1957		NINE MONTHS ENDED SEPTEMBER 1957		Class Number
	Quantities	Values (\$)	Quantities	Values (\$)	
400 U STATES	22065	4069	214610	38154	
SAUSAGE CASINGS CLEANED	22065	4069	276970	173196	2342
100 U KINGDOM	18023	44344	43376	120381	
234 AUSTRALIA	17195	34764	267092	433526	
236 NEW ZEAL	144996	351479	1260033	3045490	
335 GERMANY W			2824	5142	
354 NETHRLNDRS			280	488	
400 U STATES	3250	2819	41375	37383	
TANKAGE	183464	433406	1614980	3642410	2343
236 NEW ZEAL	223	1624	442	3331	
400 U STATES	3748	11630	80404	160456	
ANIMAL PRODUCTS N O P	3971	13254	80846	163787	2344
100 U KINGDOM		11922		29144	
215 INDIA		83		83	
231 HONG KONG		1521		6738	
327 FRANCE		718		3164	
335 GERMANY W				438	
347 JAPAN				12788	
352 MEXICO				1554	
354 NETHRLNDRS		5384		16442	
400 U STATES		45103		286065	
HORSE MEAT AND MEAT FOR FEED		64731		356416	2345
236 NEW ZEAL	112	304	112	304	
400 U STATES	8498	52433	42554	270952	
DOG FOOD AND PET STOCK FOOD	8610	52737	42666	271256	2347
100 U KINGDOM		200		6247	
231 HONG KONG				203	
306 BELGIUM				63	
335 GERMANY W				594	
400 U STATES		32324		226766	
TARIFF 206 254 635 679 686 699		32524		233873	2348
352 MEXICO				153	
400 U STATES		54		3944	
		54		4097	

IMPORTS INTO CANADA FOR CONSUMPTION

Articles and Countries from which Imported	MONTH OF SEPTEMBER 1957		NINE MONTHS ENDED SEPTEMBER 1957		Class Number
	Quantities	Values (\$)	Quantities	Values (\$)	
<u>GROUP 3</u>					
<u>FIBRES TEXTILES AND PRODUCTS</u>					
RAW COTTON					
215 INDIA	CWT		2694	70194	3001
216 PAKISTAN		1529 38503	2349	58520	
352 MEXICO		5044 155815	18387	557574	
363 PERU			2118	87623	
400 U STATES		80698 2376893	1175699	33875770	
		872771 2571211	1201247	34649681	
COTTON LINTERS N O P					
309 BRAZIL	LB		341194	24017	3002
323 EL SALVO		53376 4132	1125768	83243	
337 GUATEMALA		91757 4073	91757	4073	
352 MEXICO			228270	13679	
358 NICARAGUA			376172	28301	
380 USSR			111413	8815	
392 SYRIA		611988 31779	3914675	214485	
400 U STATES		1565912 117868	14613999	1090937	
		2323033 157852	20803248	1467550	
COTTON LINTERS FOR PAPER	LB				3003
BATTS BATTING WADING COTTON					
100 U KINGDOM	LB		90	54	3004
400 U STATES		62657 36558	639790	350141	
		62657 36558	639880	350195	
CARDED SLIVER COTTON FIBRES	LB				3005
COTTON THREAD					
100 U KINGDOM	LB	1926 3489	25487	60259	3009
317 CZECHOS			28081	26367	
335 GERMANY W		283 530	3271	3813	
344 ITALY			3689	6003	
354 NETHRLNDS			511	1165	
376 SWITZRLND		370 513	4960	9788	
400 U STATES		50589 78616	458404	722053	
		53168 83148	524403	829448	
COTTON YARNS SINGLES N O P					
100 U KINGDOM	LB	13320 15662	121736	139514	3011
215 INDIA			1000	412	
400 U STATES		22761 20975	217131	195079	
		36081 36637	339867	335005	
YARNS SINGLES FOR KNIT GOODS	LB				3012
100 U KINGDOM		4915 3973	24528	21145	3012
400 U STATES		99997 73449	573750	451021	
		104912 77422	598278	472166	
COTTON YARNS N O P					
100 U KINGDOM	LB	13482 8283	112568	79838	3013
335 GERMANY W			20	77	
354 NETHRLNDS			305	313	
400 U STATES		62548 60595	1223880	1020664	
		76030 68878	1336773	1100892	
CROCHET KNITTING COTTON N O P					
100 U KINGDOM	LB		922	3846	3014
327 FRANCE			7858	38715	
354 NETHRLNDS		471 486	471	486	
400 U STATES		2797 4171	73058	106258	
		3268 4657	82309	149305	
CORDS AND TWINE COTTON N O P					
100 U KINGDOM	LB	7382 3721	75483	38075	3015
400 U STATES		18596 17380	222446	222039	
		25978 21101	297929	260114	
COTTON YARNS TINSEL THREAO					
100 U KINGDOM	LB		126	239	3017
327 FRANCE			40	389	
400 U STATES		5048 11510	38647	104466	
		5048 11510	38813	105094	
MERCERIZED YARNS 40 AND FINER	LB				3018
100 U KINGDOM		2486 3755	32230	66535	3018
400 U STATES		478 1012	4423	7943	
		2964 4767	36653	74478	
COTTON YARNS HANKS FOR THREAO					
100 U KINGDOM	LB	71291 98196	792706	1220714	3019
305 AUSTRIA			10927	21515	
389 IRELAND			250	311	
400 U STATES		41172 65021	341932	498288	
		112463 163217	1145815	1740828	
COTTON YARN 2 PLY 80 AND FINER					
100 U KINGDOM	LB		5933	26846	3020
215 INDIA			510	1889	
			6443	28735	
COTTON YARN SINGLES FOR THREAD					
100 U KINGDOM	LB	116206 145158	1084617	1363644	3021
400 U STATES		27182 25974	27698	26469	
		143388 171132	1112315	1390113	
COTTON YARN TO BE MERCERIZED					
100 U KINGDOM	LB	7702 15398	91785	175174	3022
400 U STATES			101211	105831	
		7702 15398	192996	281005	
COTTON YARNS SINGLES 20 TO 40					
100 U KINGDOM	LB	36916 39423	401265	430665	3023
400 U STATES			35371	25345	
		36916 39423	436636	456010	

IMPORTS INTO CANADA FOR CONSUMPTION

Articles and Countries from which Imported	MONTH OF SEPTEMBER 1957		NINE MONTHS ENDED SEPTEMBER 1957		Class Number
	Quantities	Values (\$)	Quantities	Values (\$)	
COLOURED COT FAB NOP OVER 80 C	LB				3026
100 U KINGDOM	56604	106484	588688	1169632	
215 INDIA	3755	3469	19123	21615	
305 AUSTRIA	2077	3668	19084	33163	
306 BELGIUM	36623	33169	358330	365539	
317 CZECHO S	7707	8191	286627	303780	
318 DENMARK	3317	7320	23491	48155	
327 FRANCE	213	656	25405	70721	
335 GERMANY W	10172	14619	400305	753861	
344 ITALY	4860	14498	39192	111752	
347 JAPAN	74626	82813	822943	958128	
354 NETHRLNDS	66391	102407	750897	1158145	
365 POLAND			30606	33168	
366 PORTUGAL	686	743	686	743	
372 SPAIN	5578	6909	18046	22762	
375 SWEDEN	165	234	1698	3548	
376 SWITZRLND	5130	19149	34329	134391	
383 HAWAII			500	945	
400 U STATES	1065789	1454537	15530815	22290417	
	1343693	1858866	18950765	27480465	
COLOREO COT FAB NOP 50 TO 80 C	LB				3027
100 U KINGDOM	1135	759	35579	24222	
215 INDIA	143383	79381	1134481	641351	
231 HONG KONG	116	77	4936	3448	
306 BELGIUM	7112	5222	208397	158118	
313 CHINA			9737	5477	
317 CZECHO S	6223	4471	119572	86153	
327 FRANCE			507	326	
335 GERMANY W			13164	9516	
344 ITALY	2018	1190	14842	9049	
347 JAPAN	27329	20195	252899	183409	
354 NETHRLNDS	205	121	8022	5505	
365 POLAND	1052	645	41747	25346	
400 U STATES	89535	61207	868650	600993	
	278108	173268	2712533	1752913	
COLORED COT FAB NOP UNDER 50 C	LB				3028
100 U KINGDOM			11419	5295	
215 INDIA	91718	42127	673480	303258	
344 ITALY			384	154	
347 JAPAN			2000	960	
365 POLAND	2044	863	40241	17166	
400 U STATES	5320	2151	86696	31532	
	99082	45141	814220	358365	
COTTON DENIMS	LB				3029
100 U KINGDOM			838	976	
215 INDIA	4269	2651	58043	33071	
347 JAPAN			4113	3879	
400 U STATES	226984	151065	2160630	1496080	
	231253	153716	2223624	1534006	
HANDKERCHIEF COTTON BLEACHED	LB				3030
100 U KINGDOM	2420	3659	18309	27983	
347 JAPAN			16434	16455	
400 U STATES			74	162	
	2420	3659	34817	44600	
COTTON FABRIC NOT BLEACHED NOP	LB				3031
100 U KINGDOM			57309	65798	
215 INDIA	368527	166379	2303966	1010492	
216 PAKISTAN			21921	10565	
224 JAMAICA	86896	51656	418932	262738	
231 HONG KONG			3102	1799	
305 AUSTRIA			22602	18165	
306 BELGIUM	4030	2765	65489	44559	
313 CHINA			30043	13179	
317 CZECHO S	1510	1176	46788	37877	
327 FRANCE	9660	6257	9729	6327	
335 GERMANY W			185	311	
347 JAPAN	88019	59807	888726	643148	
354 NETHRLNDS			31329	19246	
365 POLAND			7746	4450	
376 SWITZRLND			76	249	
400 U STATES	924140	606115	7591810	5365972	
	1482782	894155	11499753	7504875	
CANTON FLANNELS NOT COLOURED	LB				3032
100 U KINGDOM	5387	6108	78639	149221	
215 INDIA	1552	1214	33029	20934	
306 BELGIUM	2033	1808	13574	9444	
317 CZECHO S			8526	11644	
335 GERMANY W			449	622	
347 JAPAN	74701	70144	527298	496981	
354 NETHRLNDS	2522	1951	20178	16648	
365 POLAND	18359	12759	256034	161599	
376 SWITZRLND			330	1233	
400 U STATES	45766	54870	645870	785812	
	150320	148854	1583927	1654138	
TOWELLING IN THE WEB	LB				3033
100 U KINGDOM			866	1099	
215 INDIA	6678	3930	34883	20602	
231 HONG KONG			2500	1625	
317 CZECHO S			4751	3916	
347 JAPAN			789	513	
400 U STATES	4797	4292	24818	22892	
	11475	8222	68607	50647	
VOILES SCRIMS NOT COLOURED	LB				3034
100 U KINGDOM	4012	7902	7849	17356	
215 INDIA			19034	11697	
231 HONG KONG			4543	3148	

IMPORTS INTO CANADA FOR CONSUMPTION

51

Articles and Countries from which Imported	MONTH OF SEPTEMBER 1957		NINE MONTHS ENDED SEPTEMBER 1957		Class Number
	Quantities	Values (\$)	Quantities	Values (\$)	
306 BELGIUM			25	107	
327 FRANCE			23	142	
347 JAPAN	2127	2372	30069	28681	
354 NETHRLNDS			15017	13864	
376 SWITZRLND	120	456	4683	20184	
400 U STATES	23494	25062	185353	208721	
	29753	35792	266596	303900	
COTTON FABRICS BLEACHED N O P	LB				3035
100 U KINGDOM	4285	6357	62488	93593	
215 INDIA			2816	1540	
306 BELGIUM			6160	5607	
317 CZECHO S	549	426	1769	1443	
335 GERMANY W	185	234	1456	1865	
347 JAPAN			1399	1048	
354 NETHRLNDS			26296	26604	
365 POLAND			21268	12363	
376 SWITZRLND	367	1836	1505	6030	
400 U STATES	25152	29937	315181	388465	
	30538	38790	440338	538558	
COTTON CHEESECLOTH AND GAUZE	LB				3036
100 U KINGDOM	3924	4506	58422	70984	
335 GERMANY W			166	212	
347 JAPAN			722	6278	
400 U STATES	355397	305229	3077646	2696832	
	359321	309735	3143956	2774306	
POPLIN BLEACHED NOT COLOURED	LB				3037
100 U KINGDOM	28321	53203	157584	298234	
347 JAPAN	7605	8466	218458	224672	
354 NETHRLNDS			6803	11774	
376 SWITZRLND	24	64	754	3121	
400 U STATES	12333	11223	103622	117525	
	48283	72956	487221	655326	
COTTON FABRICS COUNT 100	LB				3039
100 U KINGDOM	45091	148633	487010	1634245	
400 U STATES			827	1783	
	45091	148633	487837	1636028	
COTTON FABRICS CUT PILE N O P	LB				3040
100 U KINGDOM			2647	7447	
306 BELGIUM			3580	4387	
335 GERMANY W	3427	8023	36515	87250	
344 ITALY	1587	2308	1587	2308	
400 U STATES	4996	9253	36934	65107	
	10010	19584	81263	166499	
COTTON FABRIC FOR TYPE RIBBON	LB				3041
100 U KINGDOM	10093	41591	110928	439010	
354 NETHRLNDS			1109	3304	
400 U STATES	432	3284	3715	39258	
	10525	44875	115752	481572	
COTTON FABRIC BILLIARD CLOTH	LB				3042
100 U KINGDOM			249	974	
400 U STATES			458	818	
			707	1792	
SAILCLOTH EGYPTIAN COTTON	LB				3043
100 U KINGDOM	514	1087	4675	11400	
	514	1087	4675	11400	
FILTER CLOTH FOR MINING	LB				3044
100 U KINGDOM			532	765	
400 U STATES	646	478	1832	2073	
	646	478	2364	2838	
COTTON FABRIC KNITTED	LB				3045
100 U KINGDOM	11756	11769	274484	272227	
231 HONG KONG	400	364	400	364	
335 GERMANY W			63	281	
400 U STATES	47048	75012	542799	829082	
	59204	87145	817746	1101954	
COTTON SHADOW CRETONNES	LB				3046
100 U KINGDOM			77	203	
400 U STATES			1814	1060	
			1891	1263	
COTTON GABARDINES	LB				3047
100 U KINGDOM	5213	19296	46461	152472	
400 U STATES	137	169	2661	3178	
	5350	19465	49122	155650	
COTTON FABRICS 80 TO 99 COUNT	LB				3048
100 U KINGDOM	3303	10286	30250	99098	
	3303	10286	30250	99098	
COTTON FABRICS CUT WEFT PILE	LB				3049
100 U KINGDOM	20288	55391	109833	308837	
306 BELGIUM			496	902	
317 CZECHO S	1462	1131	22251	18201	
327 FRANCE	68	244	430	1737	
335 GERMANY W	1550	4956	5346	15064	
344 ITALY	633	1444	4078	8595	
347 JAPAN	96697	130511	496009	672321	
354 NETHRLNDS	833	1009	4077	5469	
400 U STATES	102590	145490	566047	823155	
	224121	340176	1208567	1854281	
COTTON FABRICS FOR BOOK COVERS	LB				3050
100 U KINGDOM	1843	2577	70895	73296	
400 U STATES	13051	13574	75399	83617	
	14894	16151	146294	156913	
LACE NOT COLOURED FOR CLOTHING	LB				3051
100 U KINGDOM	596	1581	7417	19203	
305 AUSTRIA	9424	35767	111553	384112	
306 BELGIUM			37	332	
327 FRANCE	564	2270	14443	69298	

IMPORTS INTO CANADA FOR CONSUMPTION

Articles and Countries from which Imported	MONTH OF SEPTEMBER 1957		NINE MONTHS ENDED SEPTEMBER 1957		Class Number
	Quantities	Values (\$)	Quantities	Values (\$)	
335 GERMANY W			701	1935	
344 ITALY	17	402	49	1306	
347 JAPAN	2425	3079	20166	21739	
354 NETHRLNDS			80	210	
376 SWITZRLND	1409	6739	22274	83855	
390 GERMANY E	90	221	516	1973	
400 U STATES	1970	11946	54981	318019	
	16495	62005	232217	901982	
LACE COLOURED FOR CLOTHING	LB				3052
100 U KINGDOM			149	971	
305 AUSTRIA			87	690	
317 CZECHO S			448	736	
327 FRANCE			1382	10892	
335 GERMANY W	70	213	469	1221	
344 ITALY			56	732	
347 JAPAN	600	458	600	458	
376 SWITZRLND	69	549	808	6579	
400 U STATES	1504	6023	16596	81840	
	2243	7243	20595	104119	
EMBROIDERIES COTTON N O P	LB				3053
100 U KINGDOM	105	220	5669	10418	
215 INDIA			120	261	
231 HONG KONG			35	84	
305 AUSTRIA	131	823	1243	6322	
306 BELGIUM			2026	3019	
313 CHINA			56	997	
327 FRANCE	3	65	429	2491	
344 ITALY			30	270	
354 NETHRLNDS			595	2485	
376 SWITZRLND	663	5104	6048	47688	
400 U STATES	606	1711	3461	16526	
	1508	7923	19712	90561	
LACE BOBBINET NETS COTTON N O P	LB				3054
100 U KINGDOM	2339	4700	14181	30278	
215 INDIA	320	1728	1049	5815	
231 HONG KONG	118	190	1070	2902	
305 AUSTRIA			498	3144	
306 BELGIUM			47	735	
327 FRANCE	2	128	401	4171	
335 GERMANY W	443	648	1434	2455	
344 ITALY			187	2586	
347 JAPAN			975	1148	
354 NETHRLNDS			516	2151	
376 SWITZRLND	63	1771	222	5135	
400 U STATES	887	2414	10157	31961	
	4172	11579	30737	92481	
WHITE COTTON BOBBINET PLAIN	YD				3055
100 U KINGDOM	7058	2165	39945	11283	
	7058	2165	39945	11283	
STOCKINGS COTTON WOMENS CHILDS	DZ PR				3062
100 U KINGDOM	9043	32048	66118	200705	
327 FRANCE	36	426	48	603	
372 SPAIN	370	1474	5705	21926	
400 U STATES	5300	15005	54967	155558	
	14749	48953	126838	378792	
STOCKINGS COTTON MENS BOYS	DZ PR				3063
100 U KINGDOM	690	1104	12367	32036	
327 FRANCE	25	357	25	357	
344 ITALY			21	277	
347 JAPAN			1200	644	
372 SPAIN			1900	1916	
400 U STATES	4137	16263	62704	212519	
	4852	17724	78217	247749	
GLOVES COTTON	DZ PR				3064
100 U KINGDOM	1290	10048	15667	125140	
231 HONG KONG	2885	14167	23030	77826	
232 MALTA	125	752	752	4585	
305 AUSTRIA			51	515	
317 CZECHO S	3405	13267	31295	118677	
327 FRANCE	480	5223	2099	30933	
335 GERMANY W	1772	13760	20302	134271	
344 ITALY	546	3997	6654	38086	
347 JAPAN	7105	30186	37737	136463	
400 U STATES	1573	5975	22992	95461	
	19181	97375	160579	761957	
SHIRTS COTTON NOT KNITTED	LB				3066
100 U KINGDOM	406	2129	11600	53582	
215 INDIA			143	244	
231 HONG KONG	89843	91447	210933	215315	
305 AUSTRIA			427	899	
327 FRANCE			181	764	
336 GREECE			45	144	
344 ITALY	982	3796	6674	18281	
347 JAPAN	239987	241766	1189170	1245931	
352 MEXICO			159	430	
354 NETHRLNDS			888	998	
365 POLAND			16582	19837	
376 SWITZRLND	235	1383	5419	30443	
383 HAWAII			402	2202	
400 U STATES	20699	48304	212686	556990	
	352152	388825	1655309	2146060	
UNDERWEAR COTTON KNITTED	LB				3067
100 U KINGDOM	19159	37420	151714	311198	
215 INDIA			21858	18144	
231 HONG KONG			9077	9042	
306 BELGIUM			339	588	

IMPORTS INTO CANADA FOR CONSUMPTION

Articles and Countries from which Imported	MONTH OF SEPTEMBER 1957		NINE MONTHS ENDED SEPTEMBER 1957		Class Number
	Quantities	Values (\$)	Quantities	Values (\$)	
335 GERMANY W			503	1407	
347 JAPAN	890	1041	5055	7491	
354 NETHRLNDS	3382	5961	16118	26311	
359 NORWAY	234	487	234	487	
376 SWITZRLND			104	990	
389 IRELAND			278	532	
400 U STATES	7065	14040	55604	122861	
COTTON CLOTHING N O P WOVEN	30730	58949	260884	499051	3068
100 U KINGDOM	8919	26090	41441	148120	
224 JAMAICA			14	103	
231 HONG KONG	5372	6608	52029	60633	
234 AUSTRALIA			122	716	
305 AUSTRIA	284	2597	768	8490	
306 BELGIUM	358	1786	3546	8585	
317 CZECHOS			236	362	
318 DENMARK			199	585	
327 FRANCE	78	621	1778	14390	
335 GERMANY W	1775	11091	6070	36528	
337 GUATEMALA	15	83	512	2079	
344 ITALY	2584	11694	14218	60781	
347 JAPAN	290781	319471	1414488	1786082	
352 MEXICO	122	440	2858	8955	
354 NETHRLNDS	81	169	5181	11694	
360 ISRAEL	1017	3478	8375	29109	
367 AZORES	115	1074	627	5026	
375 SWEDEN	32	177	648	3091	
376 SWITZRLND	473	4352	7872	56947	
383 HAWAII			1512	10730	
400 U STATES	71199	147595	613430	1587096	
DRESSES WVN COTT WOMENS CHLDNS	383205	537326	2175924	3840102	3069
100 U KINGDOM	583	1384	3108	25075	
231 HONG KONG			14918	9193	
305 AUSTRIA			87	908	
306 BELGIUM	1	52	121	292	
327 FRANCE	49	400	1670	13309	
335 GERMANY W	29	443	222	1804	
344 ITALY			982	5601	
347 JAPAN	1570	1403	26514	22698	
352 MEXICO	36	822	256	1376	
354 NETHRLNDS			4	80	
367 AZORES			744	700	
372 SPAIN			22	80	
375 SWEDEN	1	77	1	77	
376 SWITZRLND	5	286	957	9493	
383 HAWAII			3011	18688	
389 IRELAND			11	67	
400 U STATES	11156	32916	303496	1039465	
SMOCKS OVRALLS WVN COTTON MENS	13430	37783	356124	1148906	3070
100 U KINGDOM			36	60	
215 INDIA	474	462	474	462	
231 HONG KONG	2400	1900	12086	9641	
347 JAPAN	8052	12010	98667	124930	
354 NETHRLNDS	1205	1769	3286	4449	
400 U STATES	21165	34571	199809	345083	
RAINCOATS WATERPROOFED COTTON	33296	50712	314358	484625	3071
100 U KINGDOM	298	4384	17675	144546	
231 HONG KONG			2220	4004	
306 BELGIUM			242	2127	
318 DENMARK			28	534	
335 GERMANY W	322	4047	6210	68463	
344 ITALY	511	9507	655	13569	
359 NORWAY	823	1674	1735	5213	
360 ISRAEL	432	3082	2220	15435	
375 SWEDEN			30	444	
376 SWITZRLND	47	472	108	1329	
400 U STATES	1223	4982	11950	49797	
CLTHG NOP COTT KNIT INFTS CHLD	3656	28148	43073	305461	3072
100 U KINGDOM	8824	21566	50279	132312	
231 HONG KONG	165	242	9649	11457	
306 BELGIUM	19	97	953	3282	
327 FRANCE			638	1475	
335 GERMANY W	207	848	3788	14735	
344 ITALY			66	152	
347 JAPAN	11686	13802	139036	181737	
354 NETHRLNDS	88	299	1197	4050	
376 SWITZRLND	15	110	15	110	
400 U STATES	4649	12797	35376	99130	
CLTHG NOP COTT KNIT WOMNS GRLS	25653	49761	240997	448440	3073
100 U KINGDOM	4453	12051	22494	65758	
305 AUSTRIA	13	125	128	1450	
318 DENMARK			134	366	
327 FRANCE			5	103	
335 GERMANY W	18	65	161	274	
344 ITALY			437	2980	
347 JAPAN	1260	1763	43578	52199	
354 NETHRLNDS			847	1285	
376 SWITZRLND			469	4669	
389 IRELAND	69	109	213	423	
400 U STATES	1668	6290	20832	70414	
	7481	20403	89298	199921	

IMPORTS INTO CANADA FOR CONSUMPTION

Articles and Countries from which Imported	MONTH OF SEPTEMBER 1957		NINE MONTHS ENDED SEPTEMBER 1957		Class Number
	Quantities	Values (\$)	Quantities	Values (\$)	
CLTHG NOP COTT KNIT MENS BOYS	LB				3074
100 U KINGDOM	9091	20035	63788	143940	
215 INDIA			23302	18870	
231 HONG KONG	222	482	30913	26691	
305 AUSTRIA			356	998	
318 DENMARK			19	176	
327 FRANCE			3064	8422	
335 GERMANY W	291	520	6795	12298	
336 GREECE			45	88	
344 ITALY			847	5683	
347 JAPAN	6166	7034	361876	369890	
354 NETHRLNDS			1018	1975	
359 NORWAY	136	347	1812	3206	
376 SWITZRLND	55	265	648	4287	
389 IRELAND			630	1240	
400 U STATES	5355	14949	65860	154815	
	21316	43632	560973	752579	
BAGS COTTON	LB				3082
231 HONG KONG			1896	1215	
400 U STATES	2796	2740	53301	39747	
	2796	2740	55197	40962	
BELTING OF COTTON	LB				3083
100 U KINGDOM	3635	4963	34186	43528	
400 U STATES	12262	21914	111170	231991	
	15897	26877	145356	275519	
BLANKETS OF COTTON	LB				3084
100 U KINGDOM	1800	2135	28089	24439	
306 BELGIUM	27425	22442	445612	344700	
313 CHINA			900	344	
317 CZECHO S			2425	699	
335 GERMANY W	7278	5021	108484	73979	
344 ITALY			8005	3890	
347 JAPAN	2105	894	168186	38540	
354 NETHRLNDS	6239	1986	55594	23169	
400 U STATES	5084	5354	76786	87431	
	49931	37832	894081	597191	
TAPE AND WEBBING HOOK AND EYE	LB				3085
100 U KINGDOM			1632	2703	
400 U STATES	385	647	1473	3205	
	385	647	3105	5908	
BRAIDED WICK FOR CANDLES					3086
100 U KINGDOM				1755	
335 GERMANY W				399	
372 SPAIN				936	
400 U STATES		2855		21128	
		2855		24218	
CURTAINS COTTON N O P	LB				3087
100 U KINGDOM	292	772	1462	3877	
305 AUSTRIA			12	83	
335 GERMANY W			152	148	
344 ITALY			176	293	
354 NETHRLNDS	63	194	143	306	
376 SWITZRLND			299	1570	
400 U STATES	9943	20750	77380	147307	
	10298	21716	79624	153584	
TABLE AND TRAY CLOTHS COTTON	LB				3088
100 U KINGDOM	7156	16869	68900	148192	
215 INDIA			255	736	
216 PAKISTAN			101	1132	
231 HONG KONG	3548	10171	40096	83813	
234 AUSTRALIA	164	375	164	375	
306 BELGIUM	374	1288	2886	7943	
313 CHINA	1666	3394	49392	93301	
317 CZECHO S	720	504	819	643	
318 DENMARK			1248	1723	
327 FRANCE			1555	5889	
335 GERMANY W	554	1071	6510	19783	
344 ITALY			45	81	
347 JAPAN	3348	4607	88904	80917	
352 MEXICO			12	59	
354 NETHRLNDS	4808	7006	44364	83488	
367 AZORES	37	103	755	2987	
373 CANARY IS			244	843	
376 SWITZRLND	474	3748	1131	8524	
388 YUGO SLAV			21	116	
400 U STATES	8304	15717	62837	106336	
	31153	64853	370239	646881	
DUCK SEAMLESS COTTON FOR HOSE	LB				3089
FRINGES AND TASSELS COTTON	LB				3090
400 U STATES			508	1220	
			508	1220	
HANDKERCHIEFS COTTON	LB				3091
100 U KINGDOM	21715	64343	141967	389672	
231 HONG KONG	60	179	356	2453	
305 AUSTRIA	13	176	807	4633	
306 BELGIUM	111	439	161	652	
317 CZECHO S	284	432	11898	22764	
327 FRANCE	7	174	107	1829	
335 GERMANY W	138	379	454	2000	
344 ITALY			555	1205	
347 JAPAN	19873	19371	175251	183777	
354 NETHRLNDS	105	201	2486	5374	
367 AZORES	3	56	12	548	
376 SWITZRLND	2412	27344	16685	156446	
400 U STATES	3628	12243	28495	81918	
	48349	125337	379234	853271	

IMPORTS INTO CANADA FOR CONSUMPTION

Articles and Countries from which Imported	MONTH OF SEPTEMBER 1957		NINE MONTHS ENDED SEPTEMBER 1957		Class Number
	Quantities	Values (\$)	Quantities	Values (\$)	
LADDER TAPES FOR BLINDS	LB				3092
100 U KINGDOM	1475	3384	5266	9105	
400 U STATES	2177	2354	9481	9086	
	3652	5738	14747	18191	
MANTLE STOCKING FOR GAS LIGHT					3093
304 ARGENTINA				13969	
400 U STATES				846	
				14815	
QUILTS COUNTERPANES COTTON	LB				3094
100 U KINGDOM	4200	5087	22992	30198	
215 INDIA			2422	3379	
231 HONG KONG	341	247	883	855	
306 BELGIUM			453	444	
318 DENMARK			65	214	
335 GERMANY W	47	50	275	569	
344 ITALY	150	290	1669	1572	
347 JAPAN	1715	1043	25714	16958	
354 NETHRLNDS	2467	2914	12056	14313	
372 SPAIN			15357	9793	
400 U STATES	67014	84524	675021	843195	
	75934	94155	756907	921490	
SHEETS COTTON	LB				3095
100 U KINGDOM	4506	5131	20687	23796	
215 INDIA			50	60	
231 HONG KONG			200	376	
306 BELGIUM	6722	5578	29246	24556	
335 GERMANY W	51	70	122	204	
347 JAPAN	22868	16943	42560	32402	
354 NETHRLNDS	150	118	1230	1911	
367 AZORES			2834	7396	
376 SWITZRLND			25	104	
400 U STATES	58155	70745	530684	622991	
	92452	98585	627638	713696	
TOWELS COTTON	LB				3096
100 U KINGDOM	1016	1117	22874	26264	
215 INDIA	4081	2672	18138	11523	
231 HONG KONG	375	256	148135	92989	
306 BELGIUM	1005	1148	4715	5398	
317 CZECHO S	547	438	62031	49675	
335 GERMANY W	128	162	926	1531	
344 ITALY			346	835	
347 JAPAN	17536	10331	104650	73646	
354 NETHRLNDS	743	1050	6351	8498	
372 SPAIN			220	331	
376 SWITZRLND			121	350	
400 U STATES	386441	406414	2483499	2609673	
	411872	423588	2852006	2880713	
COTTON MANUFACTURES N O P	LB				3097
100 U KINGDOM	6480	10890	107449	158621	
215 INDIA			3146	3184	
216 PAKISTAN			88	912	
231 HONG KONG	267	571	2039	3828	
234 AUSTRALIA	45	136	130	502	
305 AUSTRIA	196	287	1506	2720	
306 BELGIUM	939	1319	28147	24749	
313 CHINA			1126	2165	
317 CZECHO S			75	164	
318 DENMARK	100	486	700	3160	
327 FRANCE	550	457	1358	3534	
335 GERMANY W	996	654	9214	10936	
344 ITALY	17	266	90821	26896	
347 JAPAN	15013	14401	82930	62517	
352 MEXICO			611	796	
354 NETHRLNDS	3325	2667	16257	15597	
367 AZORES	137	215	178	579	
376 SWITZRLND	215	746	1191	4940	
390 GERMANY E			154	239	
400 U STATES	108912	147650	915881	1269197	
	137192	180745	1263001	1595236	
WASH CLOTHS BATH MATS COTTON	LB				3098
100 U KINGDOM	669	1272	1752	2850	
231 HONG KONG			10304	7837	
306 BELGIUM			6318	3756	
317 CZECHO S			3448	2550	
335 GERMANY W			24	50	
347 JAPAN			6704	4190	
354 NETHRLNDS			204	325	
400 U STATES	38718	54279	289880	411051	
	39387	55551	318634	432609	
PILLOW CASES COTTON	LB				3100
100 U KINGDOM	3268	5059	37190	59552	
231 HONG KONG	4107	5446	75888	102841	
313 CHINA	2315	2920	32536	43412	
335 GERMANY W			111	270	
347 JAPAN	78173	69336	560035	461795	
354 NETHRLNDS			520	519	
367 AZORES	19	257	3154	10444	
373 CANARY IS			194	403	
376 SWITZRLND			74	1018	
400 U STATES	7599	11263	77457	104079	
	95481	94281	787159	784333	
FLAX FIBRE AND TOW	CWT				3111
400 U STATES			702	22943	
			702	22943	

IMPORTS INTO CANADA FOR CONSUMPTION

Articles and Countries from which Imported	MONTH OF SEPTEMBER 1957		NINE MONTHS ENDED SEPTEMBER 1957		Class Number
	Quantities	Values (\$)	Quantities	Values (\$)	
HEMP DRESSED OR UNDRESSED 344 ITALY 400 U STATES	CWT		403 1 496 1 899	4 771 3 617.3 4 094.4	3112
JUTE AND JUTE BUTTS 100 U KINGDOM 216 PAKISTAN 400 U STATES	CWT		205 11 931 470	2 642 9 416.3 8 709	3113
	10 10	190 190			
OAKUM OF FLAX HEMP OR JUTE 100 U KINGDOM 354 NETHRLNDS 359 NORWAY 400 U STATES	CWT		575 4 523 68	7 776 41 573 1 283	3114
	245	2 336	13 505	25 990.2	
	2 408	44 063	18 671	31 053.4	
BATTS WADDING VEGETABLE FIBRES 400 U STATES	LB		500	173	3115
			500	173	
YARNS JUTE SINGLES N O P 100 U KINGDOM 215 INDIA 389 IRELAND	LB		11 010	1 540	3121
			222 438	37 596	
			96 411	18 090	
			40 160	7 777	
	11 010	1 540	359 009	63 463	
YARNS VEGETABLE FIBRE SINGLES 100 U KINGDOM 335 GERMANY W 344 ITALY 352 MEXICO 400 U STATES	LB		10 399	3 619	3122
			13 648	5 002	
			13 157	2 558	
	8 170	3 276	56 611	20 521	
	984	99	3 930	390	
	1 057	999	21 744	13 771	
	2 0610	7 993	109 090	42 242	
YARNS CORDS TWINE OF JUTE N O P 100 U KINGDOM 306 BELGIUM 400 U STATES	LB		29 025	6 900	3123
			130 592	32 807	
			13 314	2 567	
			4 798	2 588	
	29 025	6 900	148 704	37 962	
YARNS CORDS TWINE VEG FIB N O P 100 U KINGDOM 231 HONG KONG 306 BELGIUM 318 DENMARK 335 GERMANY W 344 ITALY 352 MEXICO 354 NETHRLNDS 360 ISRAEL 366 PORTUGAL 389 IRELAND 400 U STATES	LB		18 636	6 948	3124
			600	185	
			40 5990	129 092	
			2 600	735	
			40 353	6 660	
			3 842	1 821	
			20 892	5 377	
			5 527	3 380	
	4 9802	5 710	381 358	43 758	
	19 222	2 377	55 353	7 596	
			35 200	4 970	
			23 949	3 175	
	6 350	7 95	15 923	2 945	
	6 657	6 253	40 774	3 937.2	
	10 1267	22 268	103 1761	24 888.1	
LINEN THREAD FOR SEWING 100 U KINGDOM 306 BELGIUM 354 NETHRLNDS 376 SWITZRLND 400 U STATES	LB		17 829	3 415.1	3125
			205 382	39 824.3	
			1 170	796	
			200	429	
			398	679	
	1 180	2 523	40 72	8 174	
	19 009	3 667.4	211 222	40 832.1	
YARNS VEG FIBRE FOR WEAVING 100 U KINGDOM 215 INDIA 306 BELGIUM 318 DENMARK 354 NETHRLNDS 389 IRELAND 400 U STATES	LB		26 952	11 219	3126
			134 236	22 832	
			83 6805	27 110.7	
			83 2912	14 601.6	
			8 460	2 508	
			40 572	3 187.9	
			4 608	1 701	
	5 092	1 011	382 694	69 177	
	11 727	3 512	111 138	40 581	
	17 8007	38 574	221 7189	56 296.9	
CANVAS TWINE OF FLAX FOR SAILS 100 U KINGDOM 400 U STATES				3215 55 3270	3131
FABRICS CHIEFLY FLAX OR HEMP 100 U KINGDOM 306 BELGIUM 316 CUBA 317 CZECHO S 318 DENMARK 327 FRANCE 335 GERMANY W 344 ITALY 365 POLAND 375 SWEDEN 376 SWITZRLND 400 U STATES	LB		4 4420	4 5297	3132
			25	55	
			414 402	53 873.7	
			2 782	3 425	
			613	1 739	
	312	382	5 138	4 294	
			598	1 270	
	34	142	89	285	
	786	858	841	1 024	
	1 359	5 593	6 861	19 735	
			2 992	1 360	
	1 112	2 440	3 416	7 992	
	466	1 019	2 146	5 690	
	1 610	5 886	14 027	3 803.8	
	50 124	61 672	453 905	62 358.9	
FABRICS JUTE UNBLEACHED N O P 100 U KINGDOM 215 INDIA 216 PAKISTAN 306 BELGIUM 327 FRANCE 335 GERMANY W 347 JAPAN 354 NETHRLNDS 400 U STATES	YD		6 6602	1 0807	3134
			11 915 602	9 141 22	
			200 000	19 624	
			7 2563	12 320	
			3 2070	5 493	
			85 2847	14 890.2	
			8 450 7744	66 586.35	
			250 000	2 383.2	
			4 954 60	18 392.2	
			40 8051	69 396	
			18 745	3 455	
			100 000	6 675	
			125 282	733.3	
	2 666	205	131 5771	23 280.1	
	12 269 503	9 625 71	880 739 00	73 349 51	
FABRICS OF JUTE N O P 100 U KINGDOM	YD			20 119	3135
				8964	

IMPORTS INTO CANADA FOR CONSUMPTION

Articles and Countries from which Imported	MONTH OF SEPTEMBER 1957		NINE MONTHS ENDED SEPTEMBER 1957		Class Number
	Quantities	Values (\$)	Quantities	Values (\$)	
400 U STATES	1538	446	20841	6231	3136
FABRIC JUTE 12INS WIDE OR LESS	1538	446	40960	15195	
100 U KINGDOM			1722	691	3137
215 INDIA	24550	4743	267504	50036	
400 U STATES			1709	903	3138
FAB VEG FIB 12INS WIDE OR LESS	24550	4743	270935	51630	
100 U KINGDOM	14566	18471	198541	276166	3139
327 FRANCE			577	1828	
335 GERMANY W	835	1030	2365	4978	3140
344 ITALY			40	113	
347 JAPAN	10428	6561	45844	29532	3141
354 NETHRLNDS			1415	1783	
389 IRELAND			232	120	3142
400 U STATES	20831	29724	266075	362012	
FABRICS VEGETABLE FIBRE N O P	46660	55786	515089	676532	3143
100 U KINGDOM	5922	2197	89116	41703	
306 BELGIUM			16420	3704	3144
317 CZECHO S			950	719	
335 GERMANY W			186	455	3145
344 ITALY			179	473	
354 NETHRLNDS			2122	685	3146
375 SWEDEN			685	764	
376 SWITZRLND	40	110	59	164	3147
400 U STATES	434	805	22941	24826	
TOWELLING TABLE CLOTHS IN WEB	6396	3112	132658	73493	3148
100 U KINGDOM	4233	5446	83165	103207	
306 BELGIUM			340	375	3149
313 CHINA			650	2296	
317 CZECHO S	3596	2478	74391	55150	3150
335 GERMANY W	184	217	240	334	
344 ITALY			104	764	3151
365 POLAND			46590	31840	
375 SWEDEN	77	191	77	191	3152
376 SWITZRLND	15	132	435	771	
389 IRELAND			795	882	3153
400 U STATES	60	133	5642	8318	
WOVEN DRESS LINENS	8165	8597	212429	204128	3154
100 U KINGDOM			3942	5853	
CLOTHING VEGETABLE FIBRES NOP			3942	5853	3155
100 U KINGDOM	457	2271	8332	48047	
231 HONG KONG			4792	4076	3156
306 BELGIUM			14	62	
327 FRANCE	7	63	262	3046	3157
335 GERMANY W			1127	2746	
344 ITALY	7	153	102	1128	3158
347 JAPAN	13523	13691	34208	44558	
352 MEXICO			19	148	3159
360 ISRAEL			100	308	
364 PHIL	410	1788	925	6427	3160
376 SWITZRLND	16	136	573	3065	
383 HAWAII			246	229	3161
388 YUGO SLAV			7	113	
400 U STATES	4397	10321	44477	150696	3162
BAGS OF HEMP LINEN JUTE SISAL	18817	28423	95184	264649	
100 U KINGDOM	410	164	410	164	3163
215 INDIA			602482	98550	
344 ITALY			100	180	3164
400 U STATES	1491	594	41388	9775	
CARPETING RUGS HEMP JUTE SISAL	1901	758	644380	108669	3165
100 U KINGDOM		16693		193099	
215 INDIA				6058	3166
231 HONG KONG				850	
305 AUSTRIA				8687	3167
306 BELGIUM		10401		129986	
317 CZECHO S		1468		13176	3168
327 FRANCE		4456		45350	
335 GERMANY W		1335		10776	3169
344 ITALY				3466	
347 JAPAN				1095	3170
354 NETHRLNDS		10217		140558	
383 HAWAII				247	3171
389 IRELAND				22224	
400 U STATES		1950		31131	3172
QUILTS BATH MATS VEG FIBRE NOP		46520		606703	
100 U KINGDOM			1399	2362	3173
344 ITALY	2567	3037	50548	45428	
347 JAPAN	35758	20596	168643	94450	3174
354 NETHRLNDS	136	307	747	1599	
400 U STATES	16929	22620	63727	90193	3175
FIRE HOSE LINEN	55390	46560	285064	234032	
100 U KINGDOM		18462		203304	3176
400 U STATES				527	
HANDKERCHIEFS FLAX OR HEMP		18462		203831	3177
100 U KINGDOM	12843	58883	78782	339847	
231 HONG KONG	1246	9070	6694	66097	

IMPORTS INTO CANADA FOR CONSUMPTION

Articles and Countries from which Imported	MONTH OF SEPTEMBER 1957		NINE MONTHS ENDED SEPTEMBER 1957		Class Number
	Quantities	Values (\$)	Quantities	Values (\$)	
305 AUSTRIA			7	255	
306 BELGIUM	7	50	7	50	
313 CHINA			46	633	
327 FRANCE	14	210	155	1379	
367 AZORES	21	566	50	1075	
376 SWITZRLND	197	2908	1321	17164	
400 U STATES	19	189	121	630	
	14347	71876	87183	427330	
SAILS FOR BOATS AND SHIPS					
100 U KINGDOM		2700		30663	3176
318 DENMARK				1235	
335 GERMANY W				50	
400 U STATES		4114		38201	
		6814		70149	
TOWELS GLASS CLOTHS CRASH HUCK	LB				3177
100 U KINGDOM	13127	15970	133632	170795	
317 CZECHO S	9031	6376	154408	120663	
318 DENMARK			399	852	
367 AZORES			83	572	
389 IRELAND			334	373	
400 U STATES	834	1649	3010	5374	
	22992	23995	291866	298629	
SHEETS TABLECLOTHS TOWELS FLAX	LB				3178
100 U KINGDOM	36358	83213	304492	729937	
220 BERMUDA			13	158	
231 HONG KONG	608	4430	5366	28151	
306 BELGIUM	208	876	4884	7597	
313 CHINA	61	289	6214	15339	
317 CZECHO S	6056	4762	48172	41432	
318 DENMARK			3541	3701	
327 FRANCE			61	368	
335 GERMANY W	535	731	1790	1921	
344 ITALY	269	1669	1373	4995	
347 JAPAN	5355	3066	17938	16630	
354 NETHRLNDS	304	445	1067	2060	
365 POLAND	6	85	6	85	
367 AZORES	683	5171	4677	37361	
373 CANARY IS			3028	12710	
375 SWEDEN	189	434	459	996	
376 SWITZRLND	5	54	229	783	
383 HAWAII			27	154	
389 IRELAND			78	288	
400 U STATES	1899	3576	15206	26926	
	52536	108801	418621	931592	
JUTE MANUFACTURES N O P	LB				3179
100 U KINGDOM	1523	555	18482	12866	
400 U STATES	653	284	16607	9340	
	2176	839	35089	22206	
VEGETABLE FIBRE MFRS N O P	LB				3180
100 U KINGDOM	10895	13384	266155	350649	
215 INDIA	180	470	1481	1541	
216 PAKISTAN			1285	2579	
231 HONG KONG	175	979	4598	8645	
305 AUSTRIA			63	169	
306 BELGIUM	266	682	17216	22488	
313 CHINA	45	261	45	261	
317 CZECHO S	244	213	3827	2855	
318 DENMARK			173	264	
327 FRANCE	2779	2901	15952	24355	
335 GERMANY W	1692	3340	15453	20051	
344 ITALY	3519	3905	27953	22583	
347 JAPAN	95042	77340	652111	503339	
352 MEXICO			632	221	
354 NETHRLNDS	776	1152	18742	22906	
359 NORWAY	1104	957	2439	2532	
364 PHIL	240	2381	240	2391	
367 AZORES			410	2853	
373 CANARY IS			266	838	
375 SWEDEN			1765	1614	
376 SWITZRLND	979	2065	3606	6364	
383 HAWAII			111	124	
390 GERMANY E	1761	1204	2887	4349	
400 U STATES	185960	209538	1806061	1928840	
	305657	320772	2843471	2932801	
RAW SILK AND COCOONS	LB				3201
400 U STATES	4565	19278	22263	99040	
		19278	22263	99040	
GARNETTED SILK WASTES	LB				3202
400 U STATES	2369	4433	23804	46739	
		4433	23804	46739	
YARNS THROWN SILK IN THE GUM	LB				3211
400 U STATES			488	2951	
			488	2951	
YARNS SINGLES SPUN SILK N O P	LB				3212
100 U KINGDOM			1403	889	
344 ITALY			5157	10053	
400 U STATES			4124	17808	
			10684	28750	
THREADS CORDS TWIST SILK N O P	LB				3213
100 U KINGDOM	92	1005	306	3693	
335 GERMANY W			46	529	
347 JAPAN			17	168	
400 U STATES	105	1408	1454	12546	
	197	2413	1823	16936	
YARN SILK FOR KNITTING WEAVING	LB				3214
100 U KINGDOM			909	3278	

IMPORTS INTO CANADA FOR CONSUMPTION

Articles and Countries from which Imported	MONTH OF SEPTEMBER 1957		NINE MONTHS ENDED SEPTEMBER 1957		Class Number
	Quantities	Values (\$)	Quantities	Values (\$)	
400 U STATES	288	1788	1599	10009	
YARNS SILK METALLIC COVERED	LB 288	1788	2508	13287	3215
YARNS SILK N O P	LB				3216
100 U KINGDOM			40	714	
344 ITALY			124	1006	
400 U STATES			1087	7585	
BOLTING CLOTH NOT MADE UP			1251	9305	
YD					3221
100 U KINGDOM			45	158	
335 GERMANY W			100	307	
347 JAPAN	330	460	7754	10373	
376 SWITZRLND	1228	3419	12804	34906	
400 U STATES	1414	5246	15583	44883	
KNITTED FABRICS SILK	LB 2972	9125	36286	90627	3222
FABRICS SILK 20 IN UNFINISHED	YD				3223
400 U STATES	18900	5335	35894	10209	
FABRICS SILK N O P	YD 18900	5335	35894	10209	3224
100 U KINGDOM	1395	2599	14974	39757	
215 INDIA	936	1945	4584	10011	
231 HONG KONG	116	137	3058	2531	
306 BELGIUM			485	755	
313 CHINA			2087	2016	
327 FRANCE	2725	5076	62620	97724	
335 GERMANY W	1126	795	8342	8102	
344 ITALY	4589	13163	54534	164184	
347 JAPAN	109085	68812	589305	416358	
371 THAILAND			243	940	
376 SWITZRLND	6002	11543	54286	103324	
400 U STATES	101651	116525	1263751	1449388	
FABRICS SILK 26 INCHES OR LESS	YD 227625	220595	2058269	2295090	3225
100 U KINGDOM	109	394	1335	4798	
313 CHINA			178	137	
344 ITALY	112	353	566	1865	
400 U STATES			574	381	
RIBBONS SILK UNDER 12 INCHES	LB 221	747	2653	7181	3228
100 U KINGDOM			4	62	
327 FRANCE			160	2598	
376 SWITZRLND			67	758	
400 U STATES	291	5550	2037	38819	
FABRICS SILK FOR NECKWEAR	YD 291	5550	2268	42237	3229
100 U KINGDOM	410	599	22257	19952	
305 AUSTRIA	2100	2637	23321	33465	
306 BELGIUM			6999	7141	
327 FRANCE	4415	4274	34103	38873	
335 GERMANY W	19760	22403	280125	297415	
344 ITALY	13994	17470	101444	139629	
347 JAPAN	38	130	48318	30232	
376 SWITZRLND	3194	5056	96443	154577	
389 IRELAND			45	138	
400 U STATES	75710	86411	664350	834232	
UMBRELLA COVERING FABRICS	YD 119621	138980	1277405	1555654	3230
305 AUSTRIA			3005	823	
327 FRANCE	2788	880	67142	19824	
335 GERMANY W	1844	477	55308	14475	
344 ITALY	168	122	1517	1156	
347 JAPAN			13091	2593	
376 SWITZRLND			616	201	
400 U STATES	22545	9052	225625	128747	
FABRICS PILE SILK OR SYNTHETIC	YD 27345	10531	366304	167819	3232
100 U KINGDOM	1106	1524	2501	6376	
305 AUSTRIA	442	529	442	529	
306 BELGIUM	1457	8321	9914	46501	
327 FRANCE	8394	10225	72937	80487	
335 GERMANY W	1749	3813	14724	27727	
344 ITALY	38	225	811	2455	
347 JAPAN	1300	583	3497	1674	
376 SWITZRLND			100	144	
400 U STATES	47790	165054	253889	686047	
SOCKS AND STOCKINGS SILK	DZ PR 62276	190274	358815	851940	3244
100 U KINGDOM	99	2606	497	15344	
400 U STATES	253	17815	2355	113157	
UNDERWEAR SILK KNITTED	LB 352	20421	2852	128501	3245
100 U KINGDOM			21	441	
CLOTHING SILK N O P	OZ				3246
100 U KINGDOM	11038	16495	58185	90555	
215 INDIA	78	64	114	132	
231 HONG KONG	4080	830	9330	3393	
305 AUSTRIA	4485	4391	8110	8743	
313 CHINA			1258	303	
327 FRANCE	722	901	3245	5586	
335 GERMANY W	370	280	674	536	
344 ITALY	13807	14675	53631	63071	
347 JAPAN	1504	1128	57018	11400	

IMPORTS INTO CANADA FOR CONSUMPTION

Articles and Countries from which Imported	MONTH OF SEPTEMBER 1957		NINE MONTHS ENDED SEPTEMBER 1957		Class Number
	Quantities	Values (\$)	Quantities	Values (\$)	
376 SWITZRLND	3448	3749	26010	28194	
383 HAWAII	38	50	70	100	
389 IRELAND	68	80	176	220	
400 U STATES	7277	6293	79238	52082	
	46915	48936	297059	264315	
DRESSES SILK WOMENS CHILDRENS	N0				3247
100 U KINGDOM	46	2675	420	26734	
207 UN SO AFR			6	457	
231 HONG KONG	182	1895	445	4973	
305 AUSTRIA			15	186	
327 FRANCE	24	1343	257	36238	
335 GERMANY W			1	53	
336 GREECE	16	685	16	685	
344 ITALY	77	3744	258	12107	
347 JAPAN			16	250	
375 SWEDEN			12	749	
376 SWITZRLND	25	1691	361	19727	
383 HAWAII			23	398	
400 U STATES	920	36237	13349	356174	
	1290	48270	15179	458731	
CLOTHING SILK WOMENS CHILDRENS	0Z				3248
100 U KINGDOM	2072	4408	18416	40833	
215 INDIA	180	335	3362	3267	
231 HONG KONG	6870	3362	65276	22400	
305 AUSTRIA			2847	5314	
306 BELGIUM			399	496	
313 CHINA	656	424	2750	1178	
327 FRANCE	3753	5263	47196	56010	
335 GERMANY W			3176	1199	
336 GREECE			108	58	
344 ITALY	8694	12445	81295	95695	
347 JAPAN	187491	55367	1760088	485124	
367 AZORES			84	110	
371 THAILAND			445	604	
376 SWITZRLND	5028	7604	18881	28610	
383 HAWAII			42	62	
400 U STATES	27505	5310	101014	62395	
	242249	94518	2105379	803355	
HANDKERCHIEFS SILK	0Z				3251
100 U KINGDOM			248	642	
344 ITALY			112	235	
347 JAPAN	688	590	73013	16964	
376 SWITZRLND	248	337	2660	4153	
400 U STATES	16	52	16	52	
	952	979	76049	22046	
SILK MANUFACTURES N O P	0Z				3252
100 U KINGDOM	359	492	2704	4296	
231 HONG KONG			2892	1286	
327 FRANCE	320	94	3548	1860	
344 ITALY	119	117	2411	2661	
347 JAPAN	3752	392	31729	5573	
376 SWITZRLND	92	184	324	490	
400 U STATES	1790	1050	16866	10069	
	6432	2329	60474	26235	
WOOL IN THE GREASE	LB				3261
100 U KINGDOM	35122	25024	651733	490495	
207 UN SO AFR	4508	3879	119785	49539	
215 INDIA			43202	35273	
216 PAKISTAN	6318	4691	20107	16794	
234 AUSTRALIA	26177	22907	1176085	914130	
236 NEW ZEAL	115187	68411	3762080	2563963	
304 ARGENTINA			162167	109825	
386 URUGUAY			223285	218295	
389 IRELAND	5445	3664	40709	29200	
400 U STATES	148192	124423	2393594	2119954	
	340949	252999	8592747	6547468	
WOOL WASHED OR SCOURED	LB				3262
100 U KINGDOM	27686	29743	1006116	894906	
207 UN SO AFR	44668	40360	477729	370719	
216 PAKISTAN			27620	20663	
234 AUSTRALIA	156931	146754	2686831	2494934	
236 NEW ZEAL	414905	326716	2055865	1590392	
304 ARGENTINA			365897	300853	
306 BELGIUM			96712	82384	
327 FRANCE			115519	76825	
347 JAPAN			450	360	
354 NETHRLNDS			25049	20573	
386 URUGUAY			12835	12344	
389 IRELAND	14468	11230	38429	31775	
400 U STATES	83465	78385	848042	757506	
	742123	633188	7757094	6654234	
WOOL PULLED OR SLIPED	LB				3263
100 U KINGDOM	3434	2720	252681	190963	
207 UN SO AFR			5157	4236	
236 NEW ZEAL	8586	7032	314700	241420	
304 ARGENTINA			42352	26561	
400 U STATES	3250	2390	34424	23918	
	15270	12142	649314	487098	
HAIR OF CAMEL ALPACA GOAT NOP	LB				3264
100 U KINGDOM			2439	3542	
306 BELGIUM			3610	52278	
347 JAPAN			100	1468	
400 U STATES	13139	16934	56628	117175	
	13139	16934	62777	174463	
NOILS WOOL	LB				3265
100 U KINGDOM	29401	35168	132585	146113	

IMPORTS INTO CANADA FOR CONSUMPTION

Articles and Countries from which Imported	MONTH OF SEPTEMBER 1957		NINE MONTHS ENDED SEPTEMBER 1957		Class Number
	Quantities	Values (\$)	Quantities	Values (\$)	
306 BELGIUM			11 494	123 10	
386 URUGUAY			9 594	66 23	
400 U STATES			25 374	169 08	
	5 102	4 584			
	3 4503	39 752	1 790 47	182 454	
GARNETTED WOOL WASTE	LB				3 267
100 U KINGDOM	1 105	926	132 171	133 743	
306 BELGIUM	2 124	2 342	10 367	12 748	
400 U STATES	10 413	12 925	145 428	177 190	
	13 642	16 193	287 966	323 681	
WOOL TOPS DRY COMBED	LB				3 268
100 U KINGDOM	5 0082	8 1120	117 1817	190 8565	
207 UN SO AFR	3 239	4 239	27 213	40 540	
327 FRANCE			938	2393	
400 U STATES			100	320	
	5 3321	8 5359	1200 068	195 1818	
WOOL TOPS OIL COMBED	LB				3 269
100 U KINGDOM	4 35566	6 32293	65 25666	94 98951	
207 UN SO AFR			63 585	92 612	
234 AUSTRALIA			12 513	160 39	
400 U STATES			996	2405	
	4 35566	6 32293	6602 760	961 0007	
HAIR TOPS	LB				3 270
100 U KINGDOM			596	438	
400 U STATES	1 512	4 016	18 661	29 554	
	1 512	4 016	19 257	29 992	
YARNS OR WARPS HAIR FOR MFRERS	LB				3 273
100 U KINGDOM	2 5539	22 048	329 096	308 529	
400 U STATES	2 665	496	14 162	29 25	
	2 8204	22 544	343 258	311 454	
YARN MOHAIR FOR PILE FABRICS	LB				3 274
100 U KINGDOM			27 163	67 190	
400 U STATES			1 578	4424	
			28 741	71 614	
YARNS WOOL FOR 6 OZ FABRICS	LB				3 275
100 U KINGDOM	1 1508	22 370	185 251	402 485	
	1 1508	22 370	185 251	402 485	
WOOLLEN SPUN YARN	LB				3 276
100 U KINGDOM	7 099	17 972	232 550	348 029	
306 BELGIUM			2014	6868	
317 CZECHO S			1068	11 545	
327 FRANCE	930	3836	9046	35 197	
335 GERMANY W	1822	3820	8823	185 38	
344 ITALY	98	313	460	1302	
354 NETHRLNDS	156	294	332	684	
400 U STATES	438	977	5906	13 867	
	10 543	27 212	260 199	436 030	
WORSTED SPUN YARN	LB				3 277
100 U KINGDOM	9 8217	17 1365	680 046	132 5641	
224 JAMAICA	10 723	18 497	10 723	18 497	
306 BELGIUM			28 563	67 957	
318 DENMARK			569	1215	
327 FRANCE	2 055	11 678	80 421	242 256	
335 GERMANY W	1 560	3847	13 262	32 256	
344 ITALY	121	393	773	2421	
354 NETHRLNDS	668	1375	5220	107 18	
376 SWITZRLND	88	235	484	1380	
400 U STATES	523	3251	9 622	38 191	
	11 3955	21 0641	829 683	1740 532	
WOOL FAB IN GRAY OVR 4 TO 6 OZ	LB				3 281
100 U KINGDOM	1 794	4 426	13 485	29 490	
344 ITALY			3 257	4 678	
354 NETHRLNDS	2 995	6 093	5833	11 789	
	4 789	10 519	22 575	45 957	
WOOL FAB IN GRAY 4 OZ OR LESS	LB				3 282
100 U KINGDOM	11 364	30 258	147 909	406 310	
	11 364	30 258	147 909	406 310	
KNITTED FABRICS WOOL N O P	LB				3 283
100 U KINGDOM	1 307	3 699	13 397	44 404	
327 FRANCE	199	793	759	31 39	
344 ITALY	51	682	51	682	
372 SPAIN	27	218	27	218	
400 U STATES	11 470	4 3834	46 705	170 392	
	13 054	49 226	60 939	218 835	
FLANNELS	LB				3 284
100 U KINGDOM	5 1347	14 8391	86 7243	239 4062	
306 BELGIUM			223	939	
317 CZECHO S			379	1 266	
327 FRANCE			6 154	31 856	
335 GERMANY W	726	3 818	4 624	14 408	
344 ITALY	3 825	4 565	63 043	76 657	
347 JAPAN			241	432	
354 NETHRLNDS			714	2029	
376 SWITZRLND	1 026	7 121	11 221	54 060	
400 U STATES	306	1 065	2 626	10 362	
	5 7230	16 4960	956 468	2586 071	
FELT CLOTH N O P	LB				3 285
318 DENMARK			573	1 123	
400 U STATES	128	335	737	1977	
	128	335	1 310	3100	
OVERCOATINGS	LB				3 286
100 U KINGDOM	11 6007	22 0907	151 9043	286 0494	
305 AUSTRIA			587	1 595	
306 BELGIUM	56	278	2 066	9 616	
327 FRANCE	1 952	9 002	4 976	23 519	
335 GERMANY W			231	708	
344 ITALY	3 4022	4 0102	434 415	513 951	

IMPORTS INTO CANADA FOR CONSUMPTION

Articles and Countries from which Imported	MONTH OF SEPTEMBER 1957		NINE MONTHS ENDED SEPTEMBER 1957		Class Number
	Quantities	Values (\$)	Quantities	Values (\$)	
347 JAPAN			48	283	
354 NETHRLNDS			4302	13422	
376 SWITZRLND	18	315	239	1138	
389 IRELAND			81	162	
400 U STATES			5446	10562	
	152055	270604	1971434	3435450	
TWEEDS	LB				3287
100 U KINGDOM	81100	189739	1643814	3789811	
227 BAHAMAS			334	825	
306 BELGIUM	93	544	2610	6123	
318 DENMARK	31	65	31	65	
327 FRANCE	101	606	3372	19504	
335 GERMANY W	2175	3423	6254	11247	
344 ITALY	124380	124028	880964	810383	
354 NETHRLNDS			590	1809	
376 SWITZRLND	1129	1447	1186	1816	
389 IRELAND	104	340	16004	41470	
400 U STATES	158	1246	8330	28322	
	209271	321438	2563489	4711375	
WORSTEDS AND SERGES	LB				3288
100 U KINGDOM	377028	1201950	5172897	16226453	
227 BAHAMAS			256	1764	
234 AUSTRALIA	411	1886	8698	40742	
305 AUSTRIA	244	1127	2081	6982	
306 BELGIUM	2230	9656	20209	84431	
317 CZECHO S			1271	3460	
318 DENMARK	71	164	5730	12320	
327 FRANCE	12382	64791	100555	526486	
335 GERMANY W	4135	11024	29716	86008	
344 ITALY	73150	104701	1447313	1983098	
347 JAPAN	3893	12626	40310	126637	
354 NETHRLNDS	1658	5280	31219	95370	
360 ISRAEL			148	315	
365 POLAND	52	155	52	155	
375 SWEDEN	424	2435	2163	7072	
376 SWITZRLND	421	3401	8950	49041	
386 URUGUAY	1650	5528	2188	7403	
389 IRELAND			5231	17346	
400 U STATES	4664	21899	56088	239969	
	482413	1446623	6935075	19515052	
WOVEN FABRICS N O P WOOL	LB				3289
100 U KINGDOM	31759	53106	404223	765050	
227 BAHAMAS	28	242	188	1469	
305 AUSTRIA			333	1014	
306 BELGIUM	201	613	1910	11715	
318 DENMARK	522	1354	2763	6941	
327 FRANCE	2464	13900	14674	88110	
335 GERMANY W	791	3953	9198	30407	
344 ITALY	11370	15765	213902	279712	
347 JAPAN	222	1145	2047	12122	
354 NETHRLNDS	68	400	1973	4735	
375 SWEDEN	121	217	138	318	
376 SWITZRLND	312	2767	3820	19643	
389 IRELAND			85	166	
400 U STATES	7479	15408	75502	205498	
	55337	108870	730756	1426900	
LUSTRES ITALIAN LININGS	LB				3290
400 U STATES			525	698	
			525	698	
WOOL FAB 12 INS WIDE OR LESS	LB				3291
100 U KINGDOM			1080	4100	
327 FRANCE			1378	6444	
335 GERMANY W			78	561	
376 SWITZRLND			59	324	
400 U STATES	75	285	438	1982	
	75	285	3033	13411	
WOOL FABRICS CUT PILE PLUSH	LB				3292
100 U KINGDOM	379	1097	11682	31719	
306 BELGIUM			1650	3109	
335 GERMANY W			4695	7576	
400 U STATES	50	121	9275	31144	
	429	1218	27302	73548	
BILLIARD CLOTH OF WOOL FABRIC	LB				3293
100 U KINGDOM	269	805	21545	83236	
	269	805	21545	83236	
MELTON CLOTH FOR TENNIS BALLS	LB				3294
100 U KINGDOM			997	2150	
			997	2150	
SLIPPER CLOTH FOR FOOTWEAR	LB				3295
FILTER PRESS CLOTH OF WOOL	LB				3296
CARPETS AXMINSTER IN ROLLS	SQ FT				3301
100 U KINGDOM	84957	42991	920011	456109	
306 BELGIUM	65612	24408	174619	69552	
327 FRANCE	2007	770	32507	14050	
335 GERMANY W	2498	1129	26309	11878	
400 U STATES	2933	2548	40953	19093	
	158007	71846	1194399	570682	
CARPETS AXMINSTER SQUARES	SQ FT				3302
100 U KINGDOM	66032	30789	556839	264476	
306 BELGIUM	2722	1023	4221	1602	
317 CZECHO S	24659	6214	103055	25292	
318 DENMARK	129	71	173	150	
327 FRANCE	3550	2723	7534	5592	
335 GERMANY W	1268	682	2910	1499	

IMPORTS INTO CANADA FOR CONSUMPTION

Articles and Countries from which Imported	MONTH OF SEPTEMBER 1957		NINE MONTHS ENDED SEPTEMBER 1957		Class Number
	Quantities	Values (\$)	Quantities	Values (\$)	
344 ITALY			10 544	4 726	
375 SWEDEN			26 627	1 284 4	
400 U STATES	1839	1 315	42 256	2 536 3	
	1 001 99	4 281 7	75 415 9	3 415 4 4	
CARPET BRUSSELS WILTON IN ROLL	SQ FT				3 303
100 U KINGDOM	5 379 29	2 841 17	4 746 732	2 532 686	
306 BELGIUM	1 059 234	5 018 42	7 098 345	3 281 475	
318 DENMARK			5 315	1 170	
327 FRANCE	4 967	2 176	52 513	2 37 39	
335 GERMANY W	2 977 6	1 627 3	212 740	1 183 18	
344 ITALY	623	566	46 248	1 698 1	
347 JAPAN	12 783	381 4	68 389	2 347 6	
354 NETHRLNDS	9 005	3 961	26 488	1 147 8	
375 SWEDEN	710	842	2 102	1 565	
400 U STATES	4 667 5	2 517 3	32 466 7	17 369 1	
	1 701 702	8 387 64	125 835 39	61 845 79	
CARPET BRUSSELS WILTON SQUARES	SQ FT				3 304
100 U KINGDOM	3 420 2	2 019 1	4 58 501	2 239 60	
306 BELGIUM	15 288	6 974	13 722 9	5 893 5	
318 DENMARK	78	67	3 204	2 592	
327 FRANCE	527	404	2 360 1	1 949 5	
335 GERMANY W	80	87	7 774	5 008	
344 ITALY	1 944	871	14 572	6 616	
359 NORWAY			10 34	670	
375 SWEDEN	3 253	1 955	3 621	2 340	
400 U STATES	4 332	3 544	45 915	40 729	
	5 970 4	3 409 3	69 545 1	3 603 45	
CARPETS INGRAIN IN ROLLS	SQ FT				3 305
100 U KINGDOM	12 051	5 034	24 579	7 551	
306 BELGIUM	7 490	2 930	17 695	7 878	
400 U STATES	886	227	8 600	7 017	
	20 427	8 191	50 874	22 446	
CARPETS INGRAIN SQUARES	SQ FT				3 306
100 U KINGDOM			20 064	6 275	
215 INDIA			38 660	7 883	
231 HONG KONG			82 309	21 094	
306 BELGIUM			8 683	4 566	
313 CHINA			75 672	19 000	
347 JAPAN	3 449 6	1 004 2	86 295	2 349 4	
354 NETHRLNDS			1 615	576	
359 NORWAY			730	404	
375 SWEDEN			563	455	
400 U STATES			2 539	2 083	
	3 449 6	1 004 2	317 130	8 583 0	
CARPETS ORIENTAL	SQ FT				3 307
100 U KINGDOM	4 978	4 589	23 960	21 262	
215 INDIA	6 867 7	6 394 5	7 82 614	7 224 60	
216 PAKISTAN			200	125	
231 HONG KONG			919	3 122	
313 CHINA			3 263	9 792	
318 DENMARK	120	240	120	240	
327 FRANCE			108	490	
328 FR AFRICA			542	896	
335 GERMANY W	1 571	3 629	20 14	4 133	
342 IRAN	2 895	8 933	22 178	5 863 3	
344 ITALY			102	80	
347 JAPAN	4 369	2 224	31 048	16 451	
352 MEXICO			939	1 055	
353 MOROCCO	388	729	1 713	2 978	
354 NETHRLNDS	151	478	988	1 013	
372 SPAIN			484	1 440	
375 SWEDEN			2 511	1 206	
376 SWITZRLND			329	926	
379 TURKEY	480	191	636	601	
384 P RICO			6 756	1 345 2	
389 IRELAND			10 69	4 018	
391 LEBANON			622	964	
400 U STATES	636	451	19 150	3 322 5	
	84 265	85 409	90 226 5	89 856 2	
CARPETS TAPESTRY IN ROLLS	SQ FT				3 308
306 BELGIUM			1 342 4	6 223	
317 CZECHOS			4 842	576	
327 FRANCE	4 128 0	1 501 5	42 339 7	16 461 0	
335 GERMANY W	3 008 5	1 875 6	142 752	9 205 4	
344 ITALY			984	303	
375 SWEDEN			1 868	900	
400 U STATES	1 688	501	1 688	501	
	7 305 3	3 427 2	58 895 5	26 516 7	
CARPETS TAPESTRY SQUARES	SQ FT				3 309
327 FRANCE			195	241	
			195	241	
MATS HEARTH RUGS AND RUNNERS	SQ FT				3 310
100 U KINGDOM	3 609	1 357	31 756	12 366	
215 INDIA			29 473	4 306	
306 BELGIUM			7 347	1 639	
318 DENMARK			364	322	
327 FRANCE			563	486	
335 GERMANY W			194	184	
344 ITALY			1 728	621	
354 NETHRLNDS	79	84	79	84	
400 U STATES			11 392	3 807	
	3 688	1 441	82 896	23 815	
GLOVES MITTS AND MITTENS WOOL	DZ PR				3 320
100 U KINGDOM	1 755	1 248 9	3 378	2 779 9	
224 JAMAICA			4 543	1 468 3	
231 HONG KONG	732 5	2 375 5	85 934	24 462 5	

IMPORTS INTO CANADA FOR CONSUMPTION

Articles and Countries from which Imported	MONTH OF SEPTEMBER 1957		NINE MONTHS ENDED SEPTEMBER 1957		Class Number
	Quantities	Values (\$)	Quantities	Values (\$)	
305 AUSTRIA	19	356	51	850	
306 BELGIUM	88	570	126	802	
318 DENMARK			8	210	
327 FRANCE	175	1663	272	2786	
335 GERMANY W	113	620	340	2767	
344 ITALY	6313	31882	27117	113411	
347 JAPAN	45605	159334	215364	678904	
354 NETHRLNDS	30	480	30	480	
359 NORWAY			21	222	
376 SWITZRLND	270	3749	793	10006	
400 U STATES	1387	11097	7694	52232	
	63080	245995	345671	1149777	
SHAWLS WOOL KNITTED OR WOVEN	LB				3321
100 U KINGDOM	2177	9013	12705	43926	
305 AUSTRIA			5	57	
306 BELGIUM	51	114	604	1780	
317 CZECHO S			32	120	
322 EGYPT	12	104	12	104	
335 GERMANY W			60	279	
344 ITALY	18	70	71	490	
347 JAPAN	330	765	1000	1893	
354 NETHRLNDS			38	151	
376 SWITZRLND	10	104	30	234	
400 U STATES			126	653	
	2598	10170	14683	49687	
SOCKS AND STOCKINGS WOOL	DZ PR				3322
100 U KINGDOM	25302	149891	180700	1022293	
327 FRANCE			8	63	
335 GERMANY W			48	229	
344 ITALY	12	98	96	650	
347 JAPAN			494	2290	
354 NETHRLNDS			235	1091	
359 NORWAY	70	674	227	1999	
376 SWITZRLND	27	240	27	240	
400 U STATES	102	679	654	4252	
	25513	151582	182489	1033107	
UNDERWEAR WOOL KNITTED	LB				3323
100 U KINGDOM	21735	68484	76985	254551	
327 FRANCE			98	494	
354 NETHRLNDS	650	1296	650	1296	
376 SWITZRLND	382	2967	711	5482	
400 U STATES	208	932	3590	13130	
	22975	73679	82034	274953	
CLTHNG WVN WOOL WOMENS CHLDRNS	LB				3324
100 U KINGDOM	15676	116162	104884	841591	
215 INDIA			22	404	
231 HONG KONG			286	410	
304 ARGENTINA			10	204	
305 AUSTRIA	273	2737	983	11302	
306 BELGIUM	1993	8837	12097	46296	
317 CZECHO S	2037	9992	8477	46114	
318 DENMARK			14	422	
327 FRANCE	539	8010	3909	78525	
335 GERMANY W	2618	16331	13428	54972	
336 GREECE	76	350	136	720	
344 ITALY	345	5867	2891	28621	
347 JAPAN	4931	20238	15939	63089	
352 MEXICO			92	231	
354 NETHRLNDS	1938	12780	4500	28552	
359 NORWAY	11	222	11	222	
360 ISRAEL			43	252	
365 POLAND			1242	2459	
375 SWEDEN	74	1504	1156	20468	
376 SWITZRLND	2196	23436	14284	139674	
389 IRELAND	171	1551	611	6360	
400 U STATES	11239	118651	44302	470216	
	44117	346668	229317	1841104	
CLCTHING NOP WOVEN WOOL FABRIC	LB				3325
100 U KINGDOM	8030	43279	33875	224889	
231 HONG KONG	4	51	112	869	
234 AUSTRALIA			60	601	
304 ARGENTINA	56	425	937	3082	
305 AUSTRIA	13	94	25	168	
306 BELGIUM	3610	13307	11821	43014	
317 CZECHO S	84	242	1910	8035	
318 DENMARK			10	55	
327 FRANCE	193	2031	2352	18979	
335 GERMANY W	2938	12689	6861	34700	
344 ITALY	285	2037	918	7199	
347 JAPAN			590	2417	
354 NETHRLNDS			156	609	
375 SWEDEN	39	797	75	1305	
376 SWITZRLND	24	131	408	3267	
389 IRELAND			21	278	
400 U STATES	5910	5565	20942	66205	
	21186	80648	81073	415672	
CLTHG WVN WOOL OUTER MENS BOYS	LB				3326
100 U KINGDOM	11710	98008	109370	884113	
231 HONG KONG			19	254	
306 BELGIUM	630	2731	2959	13001	
327 FRANCE			16	102	
335 GERMANY W	9879	30818	17379	68522	
344 ITALY	104	242	452	2093	
347 JAPAN			3314	6420	
354 NETHRLNDS			49	223	
359 NORWAY	115	1330	315	1690	

IMPORTS INTO CANADA FOR CONSUMPTION

Articles and Countries from which Imported	MONTH OF SEPTEMBER 1957		NINE MONTHS ENDED SEPTEMBER 1957		Class Number
	Quantities	Values (\$)	Quantities	Values (\$)	
360 ISRAEL	276	492	556	1455	
375 SWEDEN	9	226	160	1027	
376 SWITZRLND	60	754	172	1581	
389 IRELAND			6	58	
400 U STATES	11931	8315	27290	76148	
CLTHG NOP WOOL KNIT INFTS CHLD	34714	142916	162057	1056687	3327
100 U KINGDOM	15244	70418	82099	388742	
231 HONG KONG	50	226	50	226	
305 AUSTRIA			122	945	
306 BELGIUM	448	2247	5054	31023	
318 DENMARK	8	103	8	103	
327 FRANCE	155	616	227	1042	
335 GERMANY W	411	2325	1349	6335	
344 ITALY	381	2196	1733	8422	
347 JAPAN			4986	16605	
354 NETHRLNDS	13	58	1492	8980	
376 SWITZRLND	148	1143	764	5313	
400 U STATES	630	2628	4155	17569	
CLTHG NOP WOOL KNIT WOMNS GRLS	17488	81960	102039	485305	3328
100 U KINGDOM	34509	330870	382477	2960796	
231 HONG KONG	174	606	259	984	
234 AUSTRALIA			11	54	
304 ARGENTINA	85	242	85	242	
305 AUSTRIA	1896	19614	24594	292690	
306 BELGIUM	760	3631	3105	14571	
318 DENMARK	24	221	158	1941	
327 FRANCE	262	1955	2170	21187	
335 GERMANY W	867	6597	4037	28926	
344 ITALY	5210	46637	21891	208279	
347 JAPAN	11278	41144	38004	145741	
354 NETHRLNDS	53	650	206	1304	
359 NORWAY	117	759	748	3917	
360 ISRAEL	76	830	153	1218	
375 SWEDEN	17	185	155	3606	
376 SWITZRLND	1349	13066	4789	45520	
389 IRELAND	16	69	107	378	
400 U STATES	8200	48366	31957	189280	
CLTHG NOP WOOL KNIT MENS BOYS	64893	515442	514906	3920634	3329
100 U KINGDOM	18851	119358	94793	596975	
305 AUSTRIA	1573	15146	2215	21742	
306 BELGIUM			1069	3449	
318 DENMARK	51	496	129	910	
327 FRANCE	65	345	354	1759	
335 GERMANY W	349	2194	1479	7459	
344 ITALY	1014	7439	8931	43744	
347 JAPAN	7213	22775	14534	48163	
354 NETHRLNDS			98	393	
359 NORWAY	507	1372	2956	5897	
375 SWEDEN	9	60	60	786	
376 SWITZRLND	370	3031	1556	11978	
389 IRELAND			438	2504	
400 U STATES	3174	9471	6861	28406	
BELTING OF CAMELS HAIR	33176	181687	135473	774165	3341
100 U KINGDOM	1928	2805	3369	6054	
BLANKETS N O P WOOL	1928	2805	3369	6054	3342
100 U KINGDOM	26650	44264	372548	565437	
234 AUSTRALIA			24	63	
306 BELGIUM	117	340	5457	5965	
318 DENMARK			570	584	
335 GERMANY W			516	1172	
344 ITALY	2467	1844	5383	5694	
347 JAPAN	325	216	1576	1061	
352 MEXICO			321	263	
354 NETHRLNDS	2674	2966	10426	16237	
400 U STATES	3492	5124	45513	64123	
FELT PRESSED	35725	54754	442334	660599	3343
100 U KINGDOM	619	1306	12010	26798	
306 BELGIUM	636	1299	636	1299	
335 GERMANY W	298	433	9033	13765	
400 U STATES	6578	9341	46204	69379	
RUGS RAILWAY STEAMER AND AUTO	8131	12379	67863	111241	3344
100 U KINGDOM	7749	10798	44916	91630	
306 BELGIUM			1354	328	
318 DENMARK			355	928	
335 GERMANY W			448	1925	
344 ITALY	59355	35028	296237	167183	
354 NETHRLNDS			51	123	
400 U STATES			184	400	
WOOL MANUFACTURES N O P	67104	45826	343545	262517	3345
100 U KINGDOM	1894	3890	15698	47998	
305 AUSTRIA	439	1992	549	2421	
306 BELGIUM			5982	10433	
327 FRANCE			136	1226	
335 GERMANY W	242	796	5054	9575	
344 ITALY	468	889	903	1982	
347 JAPAN	437	620	885	1226	
354 NETHRLNDS			399	545	
365 POLAND			253	275	

IMPORTS INTO CANADA FOR CONSUMPTION

Articles and Countries from which Imported	MONTH OF SEPTEMBER 1957		NINE MONTHS ENDED SEPTEMBER 1957		Class Number
	Quantities	Values (\$)	Quantities	Values (\$)	
375 SWEDEN			45	70	
376 SWITZRLND			523	1289	
400 U STATES	13172	27162	122445	256644	
	16652	35349	152872	333684	
YARN SYNTHETIC ACETATE SINGLES	LB				3360
100 U KINGDOM			26137	15328	
335 GERMANY W			15279	17048	
400 U STATES			7380	9658	
			48796	42034	
YARNS SYNTHETIC SINGLES N O P	LB				3361
100 U KINGDOM	7887	5479	29124	21938	
335 GERMANY W			14965	16339	
376 SWITZRLND			1000	532	
400 U STATES	1336	1107	118254	91488	
	9223	6586	163343	130297	
YARNS THREADS SYNTHETIC N O P	LB				3362
100 U KINGDOM	9708	12864	93619	122593	
327 FRANCE	2274	8885	17624	45004	
335 GERMANY W	2980	4411	41777	56555	
344 ITALY			520	306	
347 JAPAN			3000	1396	
354 NETHRLNDS			12552	10392	
376 SWITZRLND	1318	1450	7499	7439	
400 U STATES	136929	216009	1855789	2166681	
	153209	243619	2032380	2410366	
YARN SYNTHETIC FOR PILE FABRIC	LB				3363
100 U KINGDOM			4019	2258	
			4019	2258	
YARNS SYNTHETIC ACETATE TWIST	LB				3364
100 U KINGDOM			1720	2194	
400 U STATES	20063	19795	197618	226128	
	20063	19795	199338	228322	
STAPLE FIBRES SYNTHETIC	LB				3365
100 U KINGDOM	34136	12614	664755	229378	
305 AUSTRIA	30240	7911	122899	32054	
327 FRANCE	24	50	505	529	
335 GERMANY W	36943	12867	537206	197489	
344 ITALY	7634	2253	245441	69819	
376 SWITZRLND			1722	424	
400 U STATES	540530	482849	5984903	5516784	
	649507	518544	7557431	6046477	
TOPS OF SYNTHETIC FIBRES	LB				3366
100 U KINGDOM	10248	4255	239695	105508	
335 GERMANY W	16988	8899	283617	170268	
400 U STATES	18702	26700	282575	334617	
	45938	39854	805887	610393	
WASTE SHORT FIBRE SYNTHETIC	LB				3367
100 U KINGDOM			32394	15175	
327 FRANCE			100	84	
400 U STATES	79685	44007	1030911	609245	
	79685	44007	1063405	625204	
YARNS FROM POLYAMIDES NYLON	LB				3368
100 U KINGDOM	169	533	1453	6737	
327 FRANCE	375	3057	375	3057	
335 GERMANY W			34	64	
354 NETHRLNDS			4468	21337	
400 U STATES	26444	79352	217906	617267	
	26988	82942	224236	648462	
YARN SYNTHETIC FOR TIRE FABRIC	LB				3369
316 CUBA			1767497	899632	
400 U STATES	75074	44299	439540	251043	
	75074	44299	2207037	1150675	
KNITTED FABRIC SYNTHETIC FIBRE	LB				3371
100 U KINGDOM	1190	1116	74384	77169	
305 AUSTRIA			75	312	
327 FRANCE	285	1112	343	1433	
335 GERMANY W			249	558	
344 ITALY			194	97	
376 SWITZRLND	553	1693	1478	4303	
400 U STATES	69586	224299	333912	1023510	
	71614	228220	410635	1107382	
FABRICS SYNTHETIC FIBRE N O P	LB				3372
100 U KINGDOM	25990	39712	380929	571037	
231 HONG KONG	18	101	2244	5280	
305 AUSTRIA	3395	4540	18440	27577	
306 BELGIUM	1898	3355	32839	48453	
317 CZECHO S			9484	15997	
327 FRANCE	2469	15170	28206	125009	
335 GERMANY W	51460	80331	692485	1086709	
344 ITALY	36136	55515	295092	403458	
347 JAPAN	37695	59240	188180	240888	
354 NETHRLNDS	18629	30369	182169	274101	
360 ISRAEL			604	1680	
372 SPAIN	713	1577	2942	7503	
375 SWEDEN	23	259	1895	7715	
376 SWITZRLND	2795	13274	20195	91776	
392 SYRIA			60	149	
400 U STATES	696851	1629551	6026030	14027869	
	878072	1932994	7881794	16935201	
RIBBONS OF SYNTHETIC FIBRES	LB				3373
100 U KINGDOM	521	1565	5598	19254	
306 BELGIUM			187	415	
317 CZECHO S	306	469	5043	7173	
327 FRANCE	1696	5107	16404	61558	
335 GERMANY W	662	2552	3854	13471	
347 JAPAN	7849	7224	41578	48761	

IMPORTS INTO CANADA FOR CONSUMPTION

Articles and Countries from which Imported	MONTH OF SEPTEMBER 1957		NINE MONTHS ENDED SEPTEMBER 1957		Class Number
	Quantities	Values (\$)	Quantities	Values (\$)	
354 NETHRLNDS			200	935	
375 SWEDEN			17	196	
376 SWITZRLND	913	4802	18124	61974	
400 U STATES	38901	80604	331684	676154	
	50848	102323	422689	889691	
STOCKINGS NYLON WOMENS	DZ PR				3376
100 U KINGDOM	24389	115044	369752	1801088	
327 FRANCE	16	151	993	9945	
335 GERMANY W	70	453	806	5314	
344 ITALY	1075	4013	12777	54364	
347 JAPAN	1050	3209	2538	8558	
354 NETHRLNDS	80	377	314	1817	
372 SPAIN			800	3302	
389 IRELAND			2440	11058	
400 U STATES	13572	77967	119093	711988	
	40252	201214	509513	2607434	
STOCKINGS SYNTHETIC MENS BOYS	DZ PR				3378
100 U KINGDOM	1030	4659	7783	46499	
327 FRANCE			1737	13198	
335 GERMANY W			20	129	
344 ITALY	60	484	260	1851	
347 JAPAN			25	124	
376 SWITZRLND	40	369	872	7987	
400 U STATES	6554	27024	73371	302785	
	7684	32536	84068	372573	
STOCKINGS SYNTHETIC FIBRE NOP	DZ PR				3379
100 U KINGDOM	1393	5070	28743	67277	
335 GERMANY W	35	262	1085	7329	
347 JAPAN			332	1384	
400 U STATES	3443	11945	60180	220943	
	4871	17277	90340	296933	
GLOVES OF SYNTHETIC FIBRES	DZ PR				3380
100 U KINGDOM	67	1268	1008	10270	
231 HONG KONG	4115	17864	85072	284006	
232 MALTA	121	1087	623	5380	
305 AUSTRIA			18	107	
317 CZECHO S			575	2081	
327 FRANCE	4	62	252	2433	
335 GERMANY W	2036	13495	25230	140114	
344 ITALY	288	2039	8167	43169	
347 JAPAN	10271	26749	166192	467718	
400 U STATES	593	7629	9739	108233	
	17495	70190	296876	1063511	
CLOTHING NOP WOVEN SYNTH FIBRE	OZ				3383
100 U KINGDOM	14116	5066	222391	100359	
215 INDIA			1312	1632	
231 HONG KONG	76259	5988	920858	77585	
305 AUSTRIA	416	142	7737	4251	
306 BELGIUM			3779	3514	
327 FRANCE	22417	7540	138496	61809	
335 GERMANY W	158804	23464	424299	59396	
336 GREECE			736	219	
344 ITALY	30817	18209	201225	134539	
347 JAPAN	1932996	134152	9549170	683158	
352 MEXICO			736	196	
354 NETHRLNDS			9523	2230	
359 NORWAY			416	411	
360 ISRAEL	1696	658	164299	38647	
375 SWEDEN			544	388	
376 SWITZRLND	3603	3409	37493	26878	
393 TAIWAN			1472	492	
400 U STATES	597778	150464	5301771	1408346	
	2838902	349092	16986257	2604050	
DRESSES WVN SYNT WOMENS CHLDNS	NO				3384
100 U KINGDOM	306	8424	1195	34714	
207 UN SO AFR			20	1541	
231 HONG KONG			1460	1942	
306 BELGIUM	27	705	77	1671	
327 FRANCE	38	1983	312	17476	
335 GERMANY W	41	1776	99	3578	
336 GREECE	23	748	37	1293	
344 ITALY	2	290	28	653	
347 JAPAN			588	1124	
354 NETHRLNDS	19	371	88	1487	
367 AZORES			24	61	
375 SWEDEN	1	69	3	266	
376 SWITZRLND	195	5440	513	20267	
400 U STATES	29633	207333	181942	1158978	
	30285	227139	186386	1245051	
UNDERWEAR KNITTED SYNTHETIC	LB				3385
100 U KINGDOM	3344	7584	40301	98449	
231 HONG KONG			211	604	
327 FRANCE	5	147	51	470	
335 GERMANY W			673	1851	
347 JAPAN			1611	3096	
376 SWITZRLND	20	195	50	558	
400 U STATES	3707	12961	30397	109046	
	7076	20887	73294	214074	
CLTHG SYNT FIB KNIT INFNTS CHLD	LB				3386
100 U KINGDOM	4649	8485	11653	27535	
335 GERMANY W			41	186	
347 JAPAN			3552	2822	
400 U STATES	1236	5455	11593	50764	
	5885	13940	26839	81307	
CLTHG SYNT FIB KNIT WOMNS GRLS	LB				3387
100 U KINGDOM	1884	8092	11855	58810	

IMPORTS INTO CANADA FOR CONSUMPTION

Articles and Countries from which Imported	MONTH OF SEPTEMBER 1957		NINE MONTHS ENDED SEPTEMBER 1957		Class Number
	Quantities	Values (\$)	Quantities	Values (\$)	
231 HONG KONG	56	940	56	940	
305 AUSTRIA	75	591	91	751	
306 BELGIUM			150	502	
327 FRANCE	15	172	254	2157	
335 GERMANY W	33	294	226	1098	
344 ITALY			460	3707	
347 JAPAN			5901	6810	
354 NETHRLNDS	60	218	313	914	
376 SWITZRLND	16	351	154	1828	
400 U STATES	23201	99446	103920	458684	
	25340	110104	123380	536201	
CLTHG SYNTH FIB KNIT MENS BOYS	LB				3388
100 U KINGDOM	1427	3053	6126	15430	
231 HONG KONG			115	145	
327 FRANCE			10	120	
335 GERMANY W			126	463	
344 ITALY			26	104	
347 JAPAN	1245	1335	10233	9679	
376 SWITZRLND			26	90	
400 U STATES	6916	18939	29293	88872	
	9588	23327	45955	114903	
CURTAINS OF SYNTHETIC FIBRE	OZ				3390
100 U KINGDOM	8992	1172	110192	14129	
376 SWITZRLND			1324	708	
400 U STATES	513631	84375	5486600	963627	
	522623	85547	5598116	978534	
HANDKERCHIEFS SYNTHETIC FIBRE	OZ				3391
100 U KINGDOM			752	91	
231 HONG KONG			1150	131	
327 FRANCE			212	155	
347 JAPAN	13713	1931	152271	12801	
376 SWITZRLND	384	270	4098	3738	
400 U STATES	1280	451	9820	2663	
	15377	2652	168303	19579	
SYNTHETIC FIBRE MANUFACTRS NOP	OZ				3392
100 U KINGDOM	164992	16372	3462632	299135	
215 INDIA			3364	767	
231 HONG KONG			10661	1389	
305 AUSTRIA	128	64	3130	815	
306 BELGIUM	5552	896	23882	2552	
317 CZECHOS			8912	982	
327 FRANCE	23670	5475	163422	38820	
335 GERMANY W	24564	3173	162743	27859	
344 ITALY	387795	12862	1653844	85299	
347 JAPAN	504710	27426	4430303	265032	
354 NETHRLNDS	3066	355	77488	8024	
359 NORWAY			59	65	
375 SWEODEN	918	232	19328	7853	
376 SWITZRLND	8313	2775	40778	16985	
390 GERMANY E			1379	275	
400 U STATES	2885287	315022	31575601	3217386	
	4008995	384652	41637526	3973238	
SYNTH FIBRE FOR ELEC APPARATUS	OZ				3393
100 U KINGDOM	3680	398	31216	4302	
400 U STATES	55068	11393	484574	96041	
	58748	11791	515790	100343	
HAIR CLOTH					3401
100 U KINGDOM		2659		37306	
400 U STATES		1198		9489	
		3857		46795	
KAPOK	CWT				3411
321 ECUADOR			5	165	
354 NETHRLNDS			88	2867	
355 INDONESIA	335	11252	2078	69756	
371 THAILAND	223	4854	892	23770	
400 U STATES	71	2181	1203	40978	
	629	18287	4266	137536	
MANILA FIBRE	CWT				3412
100 U KINGDOM			497	11094	
337 GUATEMALA	900	21162	4650	99149	
361 PANAMA			3300	73439	
364 PHIL	420	3833	22257	397583	
400 U STATES	399	8354	17230	387225	
	1719	33349	47934	968490	
SISAL ISTLE TAMPICO FIBRE	CWT				3413
100 U KINGDOM			3952	36289	
203 B E AFR	2378	13779	9470	64419	
215 INDIA			400	2946	
306 BELGIUM			300	4181	
309 BRAZIL	20389	148296	185260	1391847	
320 DOM REP	3282	25019	12867	92070	
338 HAITI	20303	149790	111198	845240	
352 MEXICO	835	19957	49340	381962	
394 PORT E AF			2016	17230	
400 U STATES	13459	115970	166371	1398527	
	60646	472811	541174	4234711	
VEGETABLE FIBRE N O P	CWT				3414
100 U KINGDOM			126	2613	
212 S LEONE			66	926	
215 INDIA			291	2561	
221 B GUIANA			22	135	
231 HONG KONG			25	943	
309 BRAZIL	1189	7393	1877	11796	
333 MADAGASCAR			31	735	
352 MEXICO			691	5136	
353 MOROCCO			219	1852	

IMPORTS INTO CANADA FOR CONSUMPTION

Articles and Countries from which Imported		MONTH OF SEPTEMBER 1957		NINE MONTHS ENDED SEPTEMBER 1957		Class Number
		Quantities	Values (\$)	Quantities	Values (\$)	
BALER TWINE	400 U STATES	790	6408	3943	41239	3420
		1979	13801	7291	67936	
		CWT				
	100 U KINGDOM	480	6907	29490	414155	
	306 BELGIUM			11002	141095	
	318 DENMARK			11280	149403	
	335 GERMANY W	100	1500	890	13548	
	352 MEXICO	331	5274	24051	306505	
	354 NETHRLNDS			12352	171013	
	366 PORTUGAL			7688	92169	
389 IRELAND			240	3293		
400 U STATES	5	183	15087	247815		
	916	13864	112080	1538996		
GRASSES SEAWEED	MOSSES BAGASSE					3421
100 U KINGDOM		3013		19471		
215 INDIA				110		
231 HONG KONG		625		2311		
327 FRANCE				160		
335 GERMANY W		160		450		
344 ITALY				3948		
347 JAPAN		458		8152		
352 MEXICO				90		
354 NETHRLNDS				1346		
359 NORWAY				3364		
383 HAWAII		563		1188		
400 U STATES		6737		62837		
		11556		103427		
BINDER TWINE		CWT			3422	
100 U KINGDOM			2775	40894		
306 BELGIUM	200	2460	4321	55319		
318 DENMARK			6440	81670		
335 GERMANY W	250	2927	3321	42227		
352 MEXICO	8	130	1157	17977		
354 NETHRLNDS			11442	162346		
366 PORTUGAL			1094	14104		
400 U STATES			269	4709		
	458	5517	30819	419246		
COIR AND COIR YARN		CWT			3423	
100 U KINGDOM			4	59		
215 INDIA			4336	40049		
217 CEYLON			136	1913		
400 U STATES			11	144		
			4487	42165		
MATS RUGS N O P OF COCOA FIBRE		SQ YD			3424	
100 U KINGDOM			663	467		
203 B E AFR	744	1958	1302	3385		
215 INDIA	14463	7032	88229	44176		
335 GERMANY W			460	942		
354 NETHRLNDS	2521	2542	8852	8338		
400 U STATES			633	713		
	17728	11532	100139	58021		
STRAW OR PAPER CARPETING RUGS					3425	
100 U KINGDOM				188		
223 BARBADOS				176		
228 LEEW WIND				110		
231 HONG KONG				3544		
347 JAPAN				25521		
354 NETHRLNDS				78		
372 SPAIN		77		77		
383 HAWAII		263		454		
400 U STATES		2082		44144		
		2422		74292		
VEGETABLE FIBRES FOR BRUSHES		CWT			3428	
100 U KINGDOM	48	2760	702	26285		
215 INDIA	87	1395	1182	7367		
231 HONG KONG			55	1645		
304 ARGENTINA			10	2082		
306 BELGIUM	110	3945	1556	41841		
352 MEXICO	283	14769	2342	120608		
354 NETHRLNDS	35	606	138	2357		
400 U STATES	216	7924	3945	171613		
	779	31399	9930	373798		
MATS CUT PILE OF COCOA FIBRE		SQ FT			3429	
100 U KINGDOM			5646	1334		
215 INDIA	95960	16252	663496	103297		
354 NETHRLNDS	436	182	2994	1236		
	96396	16434	672136	105867		
WASTE FOR FURTHER PREPARATION		CWT			3451	
100 U KINGDOM	1731	38702	13224	367872		
203 B E AFR	2245	15598	4485	30986		
215 INDIA	1600	12181	5470	42653		
216 PAKISTAN			814	7593		
224 JAMAICA			1813	2031		
234 AUSTRALIA			166	6847		
236 NEW ZEAL			350	20246		
304 ARGENTINA			726	6383		
306 BELGIUM	629	1798	2625	9289		
309 BRAZIL			3387	29483		
327 FRANCE			1	162		
335 GERMANY W			668	2355		
338 HAITI			4429	30506		
344 ITALY			1545	13489		
352 MEXICO			1778	9880		
354 NETHRLNDS	247	1269	1190	10445		
375 SWEDEN			130	2171		
383 HAWAII			898	984		

IMPORTS INTO CANADA FOR CONSUMPTION

Articles and Countries from which Imported	MONTH OF SEPTEMBER 1957		NINE MONTHS ENDED SEPTEMBER 1957		Class Number
	Quantities	Values (\$)	Quantities	Values (\$)	
384 P RICO			360	4028	
386 URUGUAY			82	8247	
400 U STATES	34335	326443	286740	2697394	
	40787	395991	330881	3303044	
WASTE FOR WIPING RAGS N O P	CWT				3452
100 U KINGDOM	1084	27855	8795	225693	
234 AUSTRALIA			23	1098	
304 ARGENTINA	219	3036	484	11800	
306 BELGIUM	188	3479	2557	45415	
327 FRANCE			257	17734	
335 GERMANY W	43	1141	411	6789	
344 ITALY			784	12301	
347 JAPAN	450	6733	1100	14655	
354 NETHRLNDS	66	1044	1194	17332	
375 SWEDEN	130	1263	1615	36508	
400 U STATES	33359	238997	302012	2372988	
	35539	283548	319232	2762313	
WASTE GARNETTED READY FOR USE	LB				3453
100 U KINGDOM			24596	9297	
327 FRANCE	2700	3177	7695	10408	
335 GERMANY W	552	74	4587	735	
347 JAPAN			18000	2082	
400 U STATES	155262	25983	1246248	194470	
	158514	29234	1301126	216992	
BATTS BATTING WADDING N O P	LB				3454
100 U KINGDOM	100	110	212	168	
400 U STATES	1452	671	97619	48635	
	1552	781	97831	48803	
FISH NETS NETTINGS COMMERCIAL	LB				3460
100 U KINGDOM	30906	43497	495913	733052	
318 DENMARK	863	3581	4826	12579	
335 GERMANY W	190	611	2426	3253	
347 JAPAN	2213	5166	444655	598577	
354 NETHRLNDS	284	608	57129	53553	
359 NORWAY			4615	4692	
400 U STATES	6024	14021	77843	154250	
	40480	67484	1087407	1559956	
FISHING LINES COMMERCIAL	LB				3461
100 U KINGDOM	36045	21473	300723	221226	
306 BELGIUM	1935	638	1935	638	
318 DENMARK			584	2398	
335 GERMANY W	1148	1964	20242	23540	
347 JAPAN			11747	16687	
354 NETHRLNDS	47085	9844	65985	17112	
359 NORWAY			8468	5585	
389 IRELAND			237	659	
400 U STATES	7098	9965	261013	293386	
	93311	43884	670934	581231	
CORDAGE MANILA OVER 1 IN CIRC	LB				3463
100 U KINGDOM	105173	21202	1339520	327588	
318 DENMARK			31288	8213	
335 GERMANY W			327	189	
352 MEXICO			55233	7631	
364 PHIL			58223	10531	
366 PORTUGAL			9551	1154	
400 U STATES	1870	948	32786	13103	
	107043	22150	1526928	368409	
CORDAGE COMMERCIAL FISH NET	LB				3464
100 U KINGDOM	91622	22146	1026520	253570	
306 BELGIUM	36223	8952	173473	41624	
318 DENMARK	2034	427	182893	38821	
335 GERMANY W			18865	3845	
347 JAPAN			7217	11565	
352 MEXICO			66790	10180	
354 NETHRLNDS	21844	4551	178319	34489	
364 PHIL			94764	18427	
389 IRELAND			22972	5897	
400 U STATES			19503	20125	
	151723	36076	1791316	438543	
CORDAGE OVER 1 INCH NOP	LB				3465
100 U KINGDOM	29759	11751	388185	119765	
220 BERMUDA			5411	271	
359 NORWAY			7329	1919	
400 U STATES	7450	3193	73929	30538	
	37209	14944	474854	152493	
COTTON FABRIC RUBBERIZED	LB				3472
100 U KINGDOM	169	176	5698	2414	
335 GERMANY W			82	95	
347 JAPAN			5684	1196	
400 U STATES	47953	30992	273396	182859	
	48122	31168	284860	186564	
COTTON WINDOW SHADE CLOTH	LB				3473
100 U KINGDOM	1187	808	2621	1820	
400 U STATES	5133	7491	35834	49475	
	6320	8299	38455	51295	
COTTON FABRICS COATED N O P	LB				3474
100 U KINGDOM	32635	29040	328972	275360	
306 BELGIUM	4439	5660	7040	8863	
327 FRANCE			426	628	
335 GERMANY W	1826	1297	7802	10565	
347 JAPAN			821	191	
354 NETHRLNDS	174	280	2850	1714	
400 U STATES	388129	371010	3436077	3300428	
	427203	407287	3783988	3597749	
ARTISTS CANVAS COATED PREPARED					3475
100 U KINGDOM		79		1211	

IMPORTS INTO CANADA FOR CONSUMPTION

Articles and Countries from which Imported	MONTH OF SEPTEMBER 1957		NINE MONTHS ENDED SEPTEMBER 1957		Class Number
	Quantities	Values (\$)	Quantities	Values (\$)	
306 BELGIUM				732	
354 NETHRLNDS				235	
400 U STATES		2462		31944	
CANVAS FLAX FOR TENTS AWNINGS		2541		34122	
100 U KINGDOM	LB 6954	3900	52480	33051	3476
327 FRANCE			3219	1635	
400 U STATES	528	348	1293	1266	
FABRICS JUTE COATED	7482	4248	56992	35952	
100 U KINGDOM			12386	4242	3478
354 NETHRLNDS			8695	2572	
400 U STATES	15767	4263	97790	28578	
FABRICS VEG FIBRE COATED	15767	4263	118871	35392	
100 U KINGDOM	LB 33938	12328	290335	119074	3479
306 BELGIUM			2004	2560	
327 FRANCE			4743	3410	
335 GERMANY W			4141	3181	
347 JAPAN	83034	13231	502156	83993	
400 U STATES	25310	25443	201612	209764	
FABRICS FOR BRATTICE CLOTH	142282	51002	1004991	421982	
100 U KINGDOM	LB		99651	19480	3480
400 U STATES	960	254	5423	1584	
FABRICS SILK COATED	960	254	105074	21064	
100 U KINGDOM	LB		47	157	3481
400 U STATES	1397	6540	7471	39993	
FABRICS WOOL COATED	1397	6540	7518	40150	
100 U KINGDOM	LB		10184	5493	3483
305 AUSTRIA			836	2469	
306 BELGIUM	7554	11961	29675	44705	
335 GERMANY W	6803	12229	46816	91351	
400 U STATES	1064	1788	27216	28744	
FABRICS SYNTHETIC FIBRE COATED	15421	25978	114727	172762	
100 U KINGDOM	LB		4909	3258	3484
306 BELGIUM	1276	492	460054	453761	
327 FRANCE	24104	26060	10854	20896	
335 GERMANY W	64	341	209	389	
347 JAPAN			8000	1731	
400 U STATES	192096	266461	1602706	2330488	
OILCLOTH FLOOR LINOLEUM	217540	293354	2086732	2810523	
100 U KINGDOM	LB		23614429	2998489	3485
400 U STATES	2620435	306513	8289585	1421507	
OILCLOTH CARRIAGE SHELF TABLE	1130369	182507	31904014	4419996	
100 U KINGDOM	LB		83033	56049	3486
335 GERMANY W	3229	2346	1845	1058	
344 ITALY			180	401	
347 JAPAN			4218	1924	
400 U STATES	12759	8834	379461	293894	
TYPEWRITER RIBBONS	15988	11180	468737	353326	
100 U KINGDOM	LB		5665	14273	3487
305 AUSTRIA	512	1231	2567	3988	
400 U STATES	79	98	3879	29949	
FABRICS COTTON TO COVER RUBBER	205	3134	12111	48210	
100 U KINGDOM	LB		58457	71771	3488
400 U STATES	5344	6425	9550	13014	
CORD TIRE FABRICS SYNTH FIBRE	93	96	68007	84785	
400 U STATES	5437	6521	249265	366190	3489
LACE EMBROIDERIES BOBBINET NOP	12017	14867	249265	366190	
100 U KINGDOM	LB		26125	156262	3501
215 INOIA	3879	22497	521	2327	
231 HONG KONG	162	721	427	2163	
305 AUSTRIA	85	731	1041	7745	
306 BELGIUM	15	241	407	2956	
327 FRANCE	1649	14853	37045	382360	
335 GERMANY W	86	222	1234	7244	
344 ITALY	45	414	571	3059	
347 JAPAN	1712	5303	16707	41062	
354 NETHRLNDS			155	809	
367 AZORES	83	217	278	1096	
376 SWITZRLND	300	4398	2259	24524	
400 U STATES	25777	131919	225928	1127688	
CORSETS GIRDLES BRASSIERES	33793	181516	312698	1759295	
100 U KINGDOM		2638		4272	3510
224 JAMAICA				143	
225 TRINIDAD				6455	
231 HONG KONG		1092		1750	
335 GERMANY W				1006	
347 JAPAN		13700		130379	
354 NETHRLNDS				275	
400 U STATES		108859		896955	
BRACES OR SUSPENDERS AND PARTS		126289		1041235	
100 U KINGDOM		2124		8943	3511
327 FRANCE				197	

IMPORTS INTO CANADA FOR CONSUMPTION

Articles and Countries from which Imported		MONTH OF SEPTEMBER 1957		NINE MONTHS ENDED SEPTEMBER 1957		Class Number
		Quantities	Values (\$)	Quantities	Values (\$)	
	335 GERMANY W		6710		46142	
	344 ITALY				228	
	354 NETHRLNDS				1397	
	400 U STATES		3103		53292	
CHURCH VESTMENTS			11937		110199	
	ANY MATERIAL					
	100 U KINGDOM		1449		12571	3512
	306 BELGIUM				695	
	327 FRANCE		6200		77470	
	335 GERMANY W				598	
	344 ITALY				1161	
	347 JAPAN				165	
	360 ISRAEL				979	
	376 SWITZRLND		428		2155	
	400 U STATES		5616		51345	
GARMENTS KNITTED			13693		147139	
	N O P	LB				3514
	100 U KINGDOM	211	761	747	6232	
	305 AUSTRIA			10	180	
	335 GERMANY W	1637	2873	2102	4652	
	344 ITALY	15	275	92	2659	
	347 JAPAN			640	687	
	400 U STATES	5	67	1150	4079	
		1868	3976	4741	18489	
GLOVES PITTS AND	MITTENS N O P	DZ PR				3515
	100 U KINGDOM	305	3538	1770	17559	
	327 FRANCE	2	61	2	61	
	335 GERMANY W			103	262	
	344 ITALY	13	73	898	3344	
	347 JAPAN	1769	9458	12612	28764	
	400 U STATES	1288	11007	13360	88067	
		3377	24137	28745	138057	
BERETS OF WOOL KNITTED	FULLED	DOZ				3516
	100 U KINGDOM	244	2442	10685	59661	
	327 FRANCE	11	118	1471	6077	
	344 ITALY	44	374	90	724	
	400 U STATES			48	333	
		299	2934	12294	66795	
CAPS BONNETS BERETS	N O P	DOZ				3517
	100 U KINGDOM	1245	12307	28727	180059	
	305 AUSTRIA			8	127	
	306 BELGIUM	21	251	63	465	
	317 CZECHO S	165	532	165	532	
	318 DENMARK			701	1505	
	327 FRANCE	12	53	1241	7938	
	335 GERMANY W	972	1880	5908	12733	
	344 ITALY	591	4402	2634	16630	
	347 JAPAN	8650	22192	162009	198713	
	352 MEXICO			32	135	
	354 NETHRLNDS	20	153	20	153	
	359 NORWAY	189	1781	197	1840	
	376 SWITZRLND	226	2840	697	8835	
	400 U STATES	17166	71974	162532	520103	
		29257	118365	364934	949768	
HATS OF FUR FELT	MENS	DOZ				3518
	100 U KINGDOM	165	8096	1176	57195	
	305 AUSTRIA			16	968	
	306 BELGIUM	21	251	63	465	
	327 FRANCE			20	725	
	335 GERMANY W			1	70	
	344 ITALY	36	2740	231	17628	
	400 U STATES	37	2244	256	15475	
		238	13080	1714	92738	
HATS OF WOOL FELT		DOZ				3519
	100 U KINGDOM	50	828	479	8497	
	305 AUSTRIA			2	96	
	327 FRANCE			9	539	
	344 ITALY			18	661	
	400 U STATES	1096	18492	3018	49501	
		1146	19320	3526	59294	
HATS OF FUR FELT	WOMENS	DOZ				3520
	100 U KINGDOM	10	431	131	6236	
	305 AUSTRIA	24	1289	47	2728	
	318 DENMARK	1	106	1	106	
	327 FRANCE	55	2388	445	17352	
	335 GERMANY W			1	96	
	344 ITALY	2	89	574	11210	
	376 SWITZRLND	8	872	37	3042	
	400 U STATES	538	21711	1400	65778	
		638	26886	2636	106548	
HATS N O P		DOZ				3521
	100 U KINGDOM	104	3112	3151	40631	
	224 JAMAICA			41	425	
	231 HONG KONG	26	120	1964	6700	
	305 AUSTRIA	5	240	14	765	
	306 BELGIUM			23	333	
	318 DENMARK			12	173	
	327 FRANCE	504	7367	1688	52734	
	335 GERMANY W	289	7328	1107	32279	
	344 ITALY	69	999	1977	17126	
	347 JAPAN			753	1905	
	352 MEXICO	42	104	2682	3444	
	354 NETHRLNDS	3	288	44	4294	
	359 NORWAY			92	858	
	376 SWITZRLND	22	1785	307	13678	
	390 GERMANY E	17	152	70	674	

IMPORTS INTO CANADA FOR CONSUMPTION

Articles and Countries from which Imported	MONTH OF SEPTEMBER 1957		NINE MONTHS ENDED SEPTEMBER 1957		Class Number
	Quantities	Values (\$)	Quantities	Values (\$)	
400 U STATES	5614	106065	54055	1080956	
FIREMENS AND OTHER HELMETS	6695	127560	67980	1256985	3522
100 U KINGDOM		3483		19342	
335 GERMANY W		824		989	
400 U STATES		69359		709307	
KNITTED GOODS N O P		73666		729638	3524
100 U KINGDOM	LB 83	321	11010	21200	
335 GERMANY W	66	288	3134	3975	
344 ITALY	110	442	806	2318	
347 JAPAN			1800	1374	
376 SWITZRLND			162	593	
400 U STATES	14657	26178	187742	343086	
CHEVILLE YARNS AND CORDS	14916	27229	204654	372546	3548
400 U STATES	LB 470	407	1151	1651	
USED BAGS OF VEGETABLE FIBRE	470	407	1151	1651	3550
100 U KINGDOM				382	
400 U STATES		4413		32724	
BELTING N O P		4413		33106	3551
100 U KINGDOM	LB 1235	1356	16139	23931	
335 GERMANY W			199	955	
376 SWITZRLND			25	197	
400 U STATES	4271	7695	65542	103229	
BLANKETS FOR PRINTING PRESSES	5506	9051	81905	128312	3552
100 U KINGDOM		2130		25612	
335 GERMANY W		554		4406	
376 SWITZRLND				128	
384 P RICO		823		1024	
400 U STATES		26091		375482	
BRAIOS CORDS FRINGES NOP		29598		406652	3553
100 U KINGDOM		957		19207	
305 AUSTRIA				58	
306 BELGIUM				83	
317 CZECHO S				156	
327 FRANCE		939		9512	
335 GERMANY W		2954		12546	
344 ITALY		119		1338	
347 JAPAN		902		5301	
354 NETHRLNDS				354	
375 SWEDEN				472	
376 SWITZRLND		2617		17058	
400 U STATES		50736		546794	
CARPETS N O P		59224		612879	3554
100 U KINGDOM	sq FT 75178	10542	685959	109925	
215 INDIA	1650	371	16558	5949	
306 BELGIUM	75889	15189	1066580	199881	
317 CZECHO S	216	54	14792	3246	
318 DENMARK			2832	923	
327 FRANCE			1351	1102	
335 GERMANY W	162	160	12295	5303	
344 ITALY	27746	6322	134762	29160	
347 JAPAN	27820	4771	484742	67143	
354 NETHRLNDS	756	148	4403	1198	
365 POLANO	664	248	917	415	
375 SWEDEN	180	60	6433	3835	
400 U STATES	130439	51510	1233465	515828	
CURTAINS N O P	340700	89375	3665089	943908	3557
100 U KINGDOM				3861	
400 U STATES		1357		46583	
FELT ADHESIVE FOR VESSELS		1357		50444	3558
100 U KINGDOM		534		5587	
HAT BRAIDS NOT OVER 6 INCHES		534		5587	3559
231 HONG KONG				2681	
344 ITALY		7043		24900	
347 JAPAN				241	
376 SWITZRLND		28439		349199	
400 U STATES		892		72546	
HAT SWEATS CAP PEAKS AND BANDS		36374		449567	3560
100 U KINGDOM		253		2734	
306 BELGIUM		382		3835	
335 GERMANY W				649	
347 JAPAN		5739		9010	
400 U STATES		30654		379554	
HOODS AND SHAPES OF FUR FELT		37028		395782	3561
100 U KINGDOM	DOZ 151	2992	447	12981	
305 AUSTRIA			197	8328	
317 CZECHO S	1756	42167	17329	391786	
327 FRANCE	55	2001	2535	56109	
344 ITALY	1021	22821	6959	147970	
400 U STATES	681	17623	1939	50442	
HOODS AND SHAPES OF WOOL FELT	3664	87604	29406	667616	3562

IMPORTS INTO CANADA FOR CONSUMPTION

Articles and Countries from which Imported	MONTH OF SEPTEMBER 1957		NINE MONTHS ENDED SEPTEMBER 1957		Class Number
	Quantities	Values (\$)	Quantities	Values (\$)	
HOODS AND SHAPES KNITTED	DOZ				3563
100 U KINGDOM			10	282	
231 HONG KONG			1379	13495	
306 BELGIUM	7	116	7	116	
317 CZECHOS			77	1894	
321 ECADOR	140	1132	1611	15340	
327 FRANCE			76	4116	
335 GERMANY W			9	117	
344 ITALY	180	1728	9362	91847	
347 JAPAN	1736	5548	12162	39151	
352 MEXICO	2533	1964	5737	4445	
355 INDONESIA	10000	3658	23000	8307	
376 SWITZPLND	395	7581	1510	23972	
393 TAIWAN	200	1012	800	6690	
400 U STATES	2362	17283	25718	221051	
	17553	40022	81458	430823	
HOODS AND SHAPES N O P	DOZ				3564
100 U KINGDOM			77	756	
305 AUSTRIA			20	301	
317 CZECHOS	258	5573	253	5573	
321 ECADOR			20	335	
327 FRANCE			14	942	
335 GERMANY W	6	61	6	61	
344 ITALY	6	102	851	10002	
376 SWITZPLND	21	429	986	17861	
400 U STATES	668	3641	5430	42430	
	959	9806	7662	78261	
MATERIALS FOR HAT BRAIDS					3565
SURGICAL DRESSINGS					3566
100 U KINGDOM		32111		284668	
335 GERMANY W				15335	
375 SWEDEN				835	
400 U STATES		52856		608764	
		84967		909602	
ELASTIC WEBBING WOVEN FOR MFRS	LB				3567
100 U KINGDOM	169	336	4558	7656	
327 FRANCE			160	575	
335 GERMANY W	8	56	6376	19355	
344 ITALY	317	839	317	839	
347 JAPAN	1932	977	16579	11549	
354 NETHRLNDS	340	309	1380	2261	
400 U STATES	8232	13149	64773	126017	
	10998	15666	94143	168252	
ELASTIC WEBBING WOVEN N O P	LB				3568
100 U KINGDOM	114	244	6336	11831	
306 BELGIUM			298	602	
327 FRANCE			170	477	
335 GERMANY W			2783	6018	
344 ITALY	2124	4132	14591	19957	
347 JAPAN	4612	3728	86240	57587	
354 NETHRLNDS	1210	2492	5090	8975	
400 U STATES	12566	17504	141554	217418	
	20626	28100	257062	322865	
WINDOW SHADES ON ROLLERS N O P					3569
400 U STATES		2537		15510	
		2537		15510	
CORDED RIBBONS FOR MENS HATS	LB				3570
400 U STATES	1999	9153	28138	139174	
	1999	9153	28138	139174	
NONELASTIC FABRICS FOR GARTERS	LB				3571
100 U KINGDOM			200	490	
400 U STATES			2748	8059	
			2948	8549	
FABRICS FOR CARD CLOTHING	LB				3572
400 U STATES			1600	3040	
			1600	3040	
FIBRE OR TEXTILE PRODUCTS N O P					3573
100 U KINGDOM		652		1107	
335 GERMANY W		150		150	
344 ITALY		131		3183	
376 SWITZRLND				283	
400 U STATES		21218		139040	
		22151		143763	
BRAIDED CORD 1 IN CIRC OR LESS	LB				3574
100 U KINGDOM	204	124	3389	2663	
400 U STATES	6919	4167	56028	40504	
	7123	4291	59417	43167	
ELASTIC WEBBING BRAIDED	LB				3576
100 U KINGDOM	35	52	4661	8094	
335 GERMANY W	240	371	1073	2565	
344 ITALY			4633	7366	
347 JAPAN	70121	44073	201979	129656	
354 NETHRLNDS			927	1931	
360 ISRAEL	662	680	1929	2063	
400 U STATES	9183	16566	47324	102495	
	80241	61742	262526	254170	

IMPORTS INTO CANADA FOR CONSUMPTION

Articles and Countries from which Imported	MONTH OF SEPTEMBER 1957		NINE MONTHS ENDED SEPTEMBER 1957		Class Number
	Quantities	Values (\$)	Quantities	Values (\$)	
<u>GROUP 4</u>					
WOOD WOOD PRODUCTS AND PAPER					
CANE REED OR RATTAN					4002
215 INDIA		3978		14875	
231 HONG KONG				2806	
335 GERMANY W		941		5350	
347 JAPAN		55		258	
354 NETHRLNDS				703	
364 PHIL				3600	
400 U STATES		1396		9871	
		6370		37463	
OSIERS WILLOWS AND BAMBOOS					4003
215 INDIA				1233	
231 HONG KONG				1818	
304 ARGENTINA		1995		4011	
311 BURMA				224	
347 JAPAN		119		5739	
354 NETHRLNDS				405	
367 AZORES				892	
400 U STATES				7816	
		2114		22138	
CORKWOOD UNMANUFACTURED					4011
366 PORTUGAL				4650	
372 SPAIN				577	
400 U STATES		219		11175	
		219		16402	
FENCE POSTS					4021
400 U STATES	NO				
	4855	1287	56624	15872	
	4855	1287	56624	15872	
HICKORY BILLETS					4022
400 U STATES		10703		85086	
		10703		85086	
POLES TELEGRAPH AND PILING					4024
400 U STATES	NO				
	9711	254286	89945	2643120	
	9711	254286	89945	2643120	
RAILWAY TIES					4025
381 ALASKA	NO		265	829	
400 U STATES		38247	116766	371389	
		38247	117031	372218	
LOGS ROUND UNMANUFACTURED NOP					4026
400 U STATES	M FT				
	4167	193507	107310	5452315	
	4167	193507	107310	5452315	
HANOLE SHINGLE 8OLTS FELLOES					4032
400 U STATES		2400		32806	
		2400		32806	
HUB LAST WAGON OAR GUN BLOCKS					4033
335 GERMANY W				274	
344 ITALY		62		994	
400 U STATES		65483		429283	
		65545		430551	
WOOD TEN PIN BLOCKS ROUGH					4034
TEAK AMARANTH TROPICAL WOODS					4041
100 U KINGDOM		1397		4488	
210 G COAST		6668		70629	
211 NIGERIA				1960	
217 CEYLON				320	
218 MALAYA				2660	
219 BEI OTHER				1528	
221 B GUIANA		2625		20488	
234 AUSTRALIA		1443		47210	
309 BRAZIL		130		1033	
312 CHILE				357	
314 COLOMBIA		1107		3953	
318 DENMARK				736	
321 ECUADOR				1159	
328 FR AFRICA				2176	
335 GERMANY W		3970		4048	
337 GUATEMALA				3837	
347 JAPAN				4554	
363 PERU				13375	
364 PHIL				2759	
371 THAILAND		14749		49663	
400 U STATES		15885		203377	
		47974		440310	
ASH WHITE					4042
400 U STATES	M FT				
	93	13345	1026	157481	
	93	13345	1026	157481	
CEDAR					4043
222 B HONG			1	229	
381 ALASKA			1895	83572	
400 U STATES		305	1974	230424	
		305	3870	314225	
CHESTNUT					4044
400 U STATES	M FT				
			10	2188	
			10	2188	
FIR					4045
381 ALASKA			1	144	
400 U STATES		6831	55234	4623857	
		6831	55235	4624001	

IMPORTS INTO CANADA FOR CONSUMPTION

Articles and Countries from which Imported	MONTH OF SEPTEMBER 1957		NINE MONTHS ENDED SEPTEMBER 1957		Class Number
	Quantities	Values (\$)	Quantities	Values (\$)	
GUMWOOD	M FT				4046
400 U STATES	33	4590	414	53008	
	33	4590	414	53008	
HEMLOCK	M FT				4047
400 U STATES	414	32679	2816	206007	
	414	32679	2816	206007	
HICKORY	M FT				4048
400 U STATES	2	339	68	11306	
	2	339	68	11306	
MAHOGANY	M FT				4049
210 G COAST			310	66056	
211 NIGERIA			51	10694	
222 B HOND			523	159241	
309 BRAZIL			50	7301	
314 COLOMBIA			48	5360	
327 FRANCE			10	2590	
328 FR AFRICA			166	29547	
347 JAPAN	81	11765	1853	283215	
358 NICARAGUA			5	777	
361 PANAMA			3	858	
364 PHIL	143	26065	838	144485	
400 U STATES	50	13696	1480	351738	
	274	51526	5337	1061862	
OAK	M FT				4050
347 JAPAN			85	14648	
400 U STATES	3093	395459	27934	3819561	
	3093	395459	28019	3834209	
PINE SOUTHERN YELLOW OR PITCH	M FT				4051
400 U STATES	204	28516	1907	311770	
	204	28516	1907	311770	
PINE WHITE OR OTHER N O P	M FT				4052
309 BRAZIL			149	16560	
400 U STATES	2598	233966	20479	1782656	
	2598	233966	20628	1799216	
POPLAR	M FT				4053
400 U STATES	192	26515	2396	304897	
	192	26515	2396	304897	
REOWOOD	M FT				4054
400 U STATES	126	23691	700	150386	
	126	23691	700	150386	
WALNUT	M FT				4055
210 G COAST			1	213	
327 FRANCE			4	1143	
400 U STATES	210	64793	2036	633873	
	210	64793	2041	635229	
LUMBER AND TIMBER HARDWOOD N O P	M FT				4056
335 GERMANY W			2	275	
347 JAPAN	11	2048	54	10478	
381 ALASKA			2	150	
400 U STATES	1578	122037	16924	1525420	
	1589	124085	16982	1536323	
LUMBER AND TIMBER N O P	M FT				4057
381 ALASKA	19	1408	47	3908	
400 U STATES	243	15240	3678	217019	
	262	16648	3725	220927	
HARDWOOD FLOORING	M FT				4058
400 U STATES	1517	196445	12975	1599590	
	1517	196445	12975	1599590	
PINE PONDEROSA AND SUGAR	M FT				4059
400 U STATES	3083	282088	23145	2158015	
	3083	282088	23145	2158015	
LATHS	M				4071
400 U STATES	13	219	182	1021	
	13	219	182	1021	
PICKETS PLAIN	M				4072
PLYWOOD GLUED OR CEMENTED					4073
100 U KINGDOM				6371	
211 NIGERIA				9524	
305 AUSTRIA				1683	
306 BELGIUM				11116	
318 DENMARK				3682	
326 FINLAND		1671		33856	
327 FRANCE				122924	
335 GERMANY W		568		69601	
344 ITALY				7553	
347 JAPAN		230460		1871390	
354 NETHRLNOS				3379	
356 SURINAM		444		1347	
360 ISRAEL		8380		54132	
365 PORTLAND				44213	
366 PORTUGAL		4752		11428	
375 SWEDEN		875		8778	
381 ALASKA				501	
388 YUGO SLAV				1317	
400 U STATES		43348		455132	
		290718		2717927	
SHINGLES OF WOOD	RF \$0				4074
400 U STATES	1654	14231	20625	142200	
	1654	14231	20625	142200	
VENEERS OF ROSEWOOD ETC					4075
100 U KINGDDM				622	
327 FRANCE		2401		2547	
335 GERMANY W		1040		1040	
347 JAPAN				6067	
364 PHIL		1578		7073	

IMPORTS INTO CANADA FOR CONSUMPTION

Articles and Countries from which Imported	MONTH OF SEPTEMBER 1957		NINE MONTHS ENDED SEPTEMBER 1957		Class Number
	Quantities	Values (\$)	Quantities	Values (\$)	
400 U STATES		13006		241775	
VENEERS OF WOOD N O P		18025		259124	4076
100 U KINGDOM				726	
307 BEL CONGO		7342		104469	
318 DENMARK				279	
327 FRANCE				302	
344 ITALY				130	
347 JAPAN				757	
371 THAILAND				460	
400 U STATES		88839		953631	
VENEERS OF WOOD TAPED JOINTED		96181		1060754	4077
400 U STATES		291		38907	
VENEERS AUSTRALIAN BLACKWOOD		291		38907	4078
400 U STATES		1644		12911	
PLYWOOD FACED WITH METAL		1644		12911	4079
335 GERMANY W				19624	
400 U STATES				25189	
BARK CRUDE FOR TANNERS USE				44813	4081
FUELWOOD					4082
400 U STATES					
PULPWOOD					4083
400 U STATES					
SAWDUST AND WOOD FLOUR					4084
400 U STATES					
BARRELS EMPTY SLACK					4090
400 U STATES					
BARRELS EMPTY TIGHT					4091
327 FRANCE					
400 U STATES					
STAVES OAK SAWN SPLIT OR CUT					4094
400 U STATES					
STAVES ROUGH SAWN N O P					4095
400 U STATES					
STAVES N O P					4097
100 U KINGDOM					
400 U STATES					
WOODEN PAILS AND TUBS					4098
100 U KINGDOM					
400 U STATES					
HOOPS HEADS AND LINERS OF WOOD					4099
100 U KINGDOM					
400 U STATES					
CORK SLABS BOARDS TILES N O P					4101
100 U KINGDOM					
318 DENMARK					
335 GERMANY W					
344 ITALY					
353 MOROCCO					
366 PORTUGAL					
372 SPAIN					
400 U STATES					
CORKS THREE FOURTHS IN OR LESS					4102
100 U KINGDOM					
366 PORTUGAL					
372 SPAIN					
400 U STATES					
CORKS OVER THREE FOURTHS INCH					4103
366 PORTUGAL					
372 SPAIN					
400 U STATES					
CORK SLABS BOARDS FOR MFRS					4104
100 U KINGDOM					
353 MOROCCO					
366 PORTUGAL					
372 SPAIN					
400 U STATES					
MANUFACTURES OF CORKWOOD N O P					4105
100 U KINGDOM					
305 AUSTRIA					
327 FRANCE					
335 GERMANY W					
344 ITALY					
354 NETHRLNDS					
366 PORTUGAL					
372 SPAIN					
375 SWEDEN					

IMPORTS INTO CANADA FOR CONSUMPTION

Articles and Countries from which Imported	MONTH OF SEPTEMBER 1957		NINE MONTHS ENDED SEPTEMBER 1957		Class Number
	Quantities	Values (\$)	Quantities	Values (\$)	
400 U STATES		8821		165660	
BILLETS OF WOOD FOR BATS		54286		544952	4112
400 U STATES		8214		50455	
GUN STOCKS OF WALNUT ROUGH		8214		50455	4113
WOOD HANDLES FOR AGRIC IMPL					4114
400 U STATES		14762		168329	
HANDLES OF WOOD N O P		14762		168329	4118
100 U KINGDOM		57		1548	
305 AUSTRIA				241	
335 GERMANY W				3029	
375 SWEDEN		1868		4586	
400 U STATES		25040		281617	
SHAFTS OR HEADS FOR GOLF CLUBS		26965		291021	4119
400 U STATES		745		29509	
LASTS OF WOOD		745		29509	4120
335 GERMANY W				264	
400 U STATES		4404		26983	
MEXICAN SADDLE TREES STIRRUPS		4404		27247	4121
400 U STATES		1176		10200	
SPOKES HICKORY OAK ROUGH		1176		10200	4122
400 U STATES				9331	
WALKING STICKS AND CANES				9331	4125
100 U KINGDOM		1264		9665	
216 PAKISTAN				473	
327 FRANCE				960	
344 ITALY				258	
347 JAPAN				899	
352 MEXICO				139	
400 U STATES		342		4113	
SULPHITE PULP BL DISSOLVING		1606		16507	4130
400 U STATES	CWT	6215	51470	530866	
SODA PULP		6215	51470	530866	4131
SULPHITE PULP UNBLEACHED	CWT				4132
400 U STATES		41810	516188	3033725	
SULPHITE PULP BLEACHED N O P		41810	516188	3033725	4133
381 ALASKA	CWT		1032	7249	
400 U STATES		4792	161140	1060617	
SULPHATE OR KRAFT PULP		4792	162172	1067866	4134
400 U STATES	CWT	33298	282233	1810286	
WOOD PULP MECHANICAL		33298	282233	1810286	4135
PULP OF STRAW OR VEG FIBRE N O P	CWT				4136
100 U KINGDOM			20	515	
335 GERMANY W			7	293	
400 U STATES		19490	164561	1873991	
BOBBINS SHUTTLES AND SPOOLS		19490	164588	1874799	4141
100 U KINGDOM			1032	5488	
335 GERMANY W				812	
376 SWITZRLND				6536	
400 U STATES		25678		229125	
CASKETS COFFINS AND METAL PTS		26710		241961	4142
400 U STATES		43815		360840	
CHARCOAL MADE FROM WOOD		43815		360840	4143
400 U STATES	TON	347	1498	131767	
CHURNS N O P WASHBOARDS		347	1498	131767	4144
100 U KINGDOM		74		1187	
318 DENMARK		484		700	
335 GERMANY W		673		3227	
375 SWEDEN		92		392	
388 YUGO SLAV				2268	
400 U STATES		419		9515	
CLOTHES PINS AND PARTS		1742		17289	4145
231 HONG KONG	GROSS		5000	1410	
317 CZECHO S		5000	5000	1111	
318 DENMARK		22500	123600	38267	
335 GERMANY W			1250	600	
354 NETHRLNDS		2000	18000	5535	
375 SWEDEN		1850	34650	11553	
400 U STATES			4490	2972	
CRUTCHES OR STAFFS		31350	191990	61448	4146
100 U KINGDOM				143	
400 U STATES		1384		19604	
CURTAIN STRETCHERS		1527		19747	4147
400 U STATES				7860	
				7860	

IMPORTS INTO CANADA FOR CONSUMPTION

Articles and Countries from which Imported	MONTH OF SEPTEMBER 1957		NINE MONTHS ENDED SEPTEMBER 1957		Class Number
	Quantities	Values (\$)	Quantities	Values (\$)	
DOORS WOOD 6 FT X 2 FT OR OVER	NO				4148
100 U KINGDOM			24	2127	
335 GERMANY W	110	646	3840	17542	
354 NETHRLNDS			125	919	
400 U STATES	1623	29959	12547	214742	
	1733	30605	16536	235330	
EXCELSIOR OR WOOD WOOL					4149
400 U STATES		132		6309	
		132		6309	
FIBRE AND MANUFACTURES N O P					4150
100 U KINGDOM		2877		15239	
327 FRANCE		2900		32172	
335 GERMANY W		261		2962	
344 ITALY				320	
375 SWEDEN		934		8467	
376 SWITZRLND				110	
390 GERMANY E		249		657	
400 U STATES		77263		859523	
		84484		919450	
FURNITURE MAINLY OF WOOD					4151
100 U KINGDOM		17615		134637	
215 INDIA		560		1922	
218 MALAYA				465	
223 BARBADOS				114	
224 JAMAICA		86		86	
231 HONG KONG		12172		177715	
234 AUSTRALIA		66		66	
236 NEW ZEAL				100	
305 AUSTRIA				781	
306 BELGIUM		5429		13808	
313 CHINA				971	
317 CZECHO S		9325		83214	
318 DENMARK		38095		314484	
322 EGYPT				523	
327 FRANCE		3985		27103	
335 GERMANY W		7655		91014	
344 ITALY		6946		53000	
347 JAPAN		3825		45515	
352 MEXICO		100		25839	
353 MOROCCO				386	
354 NETHRLNDS		3174		27283	
359 NORWAY		1384		16507	
361 PANAMA				275	
363 PERU				95	
364 PHIL				315	
365 POLAND		2480		18457	
372 SPAIN				231	
375 SWEDEN		18666		63089	
376 SWITZRLND		132		4841	
383 HAWAII				387	
388 YUGO SLAV		3288		9594	
392 SYRIA				148	
400 U STATES		521489		4288949	
		656472		5401914	
MATCHES OF WOOD					4152
100 U KINGDOM				1100	
335 GERMANY W				298	
344 ITALY				1857	
347 JAPAN		179		179	
354 NETHRLNDS				147	
359 NORWAY				397	
365 POLAND				1233	
375 SWEDEN		3238		34358	
400 U STATES		4378		46682	
		7795		86251	
MOULDINGS OF WOOD					4153
100 U KINGDOM				407	
306 BELGIUM				82	
335 GERMANY W				1339	
354 NETHRLNDS		149		614	
400 U STATES		8751		44438	
		8900		46880	
SKIS RACQUETS AND FRAMES BATS					4154
100 U KINGDOM		9744		42384	
215 INDIA		951		9037	
216 PAKISTAN		2189		36993	
234 AUSTRALIA				4621	
305 AUSTRIA		1026		19724	
306 BELGIUM				8106	
317 CZECHO S		14046		14846	
318 DENMARK		1185		1565	
326 FINLAND				324	
327 FRANCE				3352	
335 GERMANY W		25584		69904	
344 ITALY		2296		8188	
347 JAPAN		1878		17626	
354 NETHRLNDS				1652	
359 NORWAY		12357		16799	
375 SWEDEN		5959		17028	
376 SWITZRLND		166		4411	
400 U STATES		15444		143246	
		92825		419806	
WINDOW SASH OF WOOD					4155
400 U STATES		28652		119572	
		28652		119572	

IMPORTS INTO CANADA FOR CONSUMPTION

Articles and Countries from which Imported	MONTH OF SEPTEMBER 1957		NINE MONTHS ENDED SEPTEMBER 1957		Class Number	
	Quantities	Values (\$)	Quantities	Values (\$)		
WOOD BOXES CRATES AND SHOOKS					4156	
100 U KINGDOM				157		
231 HONG KONG				61		
335 GERMANY W				273		
344 ITALY				204		
347 JAPAN		660		2592		
390 GERMANY E				1346		
400 U STATES		19233		201653		
		19893		206286		
MANUFACTURES OF WOOD N O P					4157	
100 U KINGDOM		10433		123340		
203 R E AFR		1695		3335		
205 RHOD NYAS				274		
207 UN SO AFR				459		
215 INDIA		85		3097		
216 PAKISTAN				118		
217 CEYLON				808		
218 MALAYA				65		
225 TRINIDAD				74		
231 HONG KONG		449		12199		
234 AUSTRALIA				1091		
305 AUSTRIA		74		1329		
306 BELGIUM				1990		
316 CUBA				191		
317 CZECHO S				8427		
318 DENMARK		445		7782		
326 FINLAND		1686		4630		
327 FRANCE		7375		26846		
335 GERMANY W		14914		121702		
338 HAITI		107		315		
344 ITALY		11376		44832		
347 JAPAN		30765		302706		
352 MEXICO		107		2429		
354 NETHRLNDS		866		4333		
355 INDONESIA				112		
359 NORWAY				102		
360 ISRAEL		329		329		
364 PHIL				86		
365 POLAND		475		776		
372 SPAIN		63		526		
375 SWEDEN		11259		65521		
376 SWITZRLND		796		5776		
381 ALASKA		79		212		
383 HAWAII				911		
388 YUGO SLAV		2837		11132		
390 GERMANY E		720		2795		
400 U STATES		296113		2822504		
		393048		3583154		
BOWLS TRAYS AND DISHES OF WOOD					4158	
100 U KINGDOM				1476		
205 RHOD NYAS				158		
215 INDIA				630		
224 JAMAICA				195		
231 HONG KONG		74		562		
305 AUSTRIA		71		71		
313 CHINA				110		
317 CZECHO S				187		
318 DENMARK		657		4570		
327 FRANCE		1516		5289		
335 GERMANY W		1145		3364		
338 HAITI		859		1739		
344 ITALY		989		5453		
347 JAPAN		16713		132209		
352 MEXICO				844		
354 NETHRLNDS		53		565		
375 SWEDEN		909		6209		
376 SWITZRLND		86		353		
383 HAWAII				1348		
388 YUGO SLAV				99		
400 U STATES		7840		47680		
		30912		213111		
PLAYING CARD STOCK	LB				4159	
400 U STATES		28264	5038	244670		
		28264	5038	244670	58693	
CONT BOARD FOR MOIST OILY FOOD	LB				4160	
327 FRANCE				28700		
400 U STATES		1030210	100745	12092727	2913	
		1030210	100745	12121427	1166488	
					1169401	
CARD STOCK BRISTOL BOARD N O P	LB				4161	
100 U KINGDOM				511		
335 GERMANY W		2726	1537	4882		658
354 NETHRLNDS				10744		3201
400 U STATES		65048	17642	1766592		2430
		67774	19179	1782729	314223	
					320512	
CHIPBOARD NEWS BOARD	LB				4162	
400 U STATES		258300	22772	3553928		
		258300	22772	3553928	316610	
					316610	
LEATHER BOARD LEATHER OIL MFRS	LB				4163	
100 U KINGDOM		65306	6581	297399		
306 BELGIUM				25150		45076
335 GERMANY W		23427	5538	236256		5604
400 U STATES		16169	8827	175327		48786
		104902	20946	734132	70375	
					169841	
MILLBOARD AND BINDERS BOARD	LB				4164	
100 U KINGDOM				1820		
400 U STATES		299647	20961	3114961		169
		299647	20961	3116781	245898	
					246067	

IMPORTS INTO CANADA FOR CONSUMPTION

81

Articles and Countries from which Imported	MONTH OF SEPTEMBER 1957		NINE MONTHS ENDED SEPTEMBER 1957		Class Number
	Quantities	Values (\$)	Quantities	Values (\$)	
PULPBOARD FOR MFR OF WALLBOARD 400 U STATES	LB 6846386	352928	41265236	2137886	4165
PULPBOARD TO WRAP ROLLS PAPER 400 U STATES	LB 257846	15979	6520153	381949	4166
STRAWBOARD N O P 354 NETHRLNDS 400 U STATES	LB 15350	1712	22000	647	4167
PULP BOARD FOR CONTAINERS 384 P RICO 400 U STATES	LB 2743102	161209	70236	3305	4168
BUILDING AND INSULATING BOARD 100 U KINGDOM 326 FINLAND 352 MEXICO 359 NORWAY 375 SWEDEN 400 U STATES	LB 5148	1100	64725	13851	4169
PULPBOARD OTHER FIBRE BOARD N O P 100 U KINGDOM 306 BELGIUM 318 DENMARK 335 GERMANY W 352 MEXICO 354 NETHRLNDS 375 SWEDEN 400 U STATES	LB 13300	1988	51263	13272	4170
ELECTRIC INSULATING PRESSBOARD 100 U KINGDOM 375 SWEDEN 400 U STATES	LB 92499	22144	137807	33294	4171
FELTBOARD ROOF FELT NOT COATED 400 U STATES	LB 570710	17551	8375756	260526	4172
PRESSBOARD N O P 100 U KINGDOM 375 SWEDEN 400 U STATES	LB 4236	869	33206	8689	4173
SHOEBOARDS 100 U KINGDOM 306 BELGIUM 335 GERMANY W 400 U STATES	LB 18250	3147	67803	12048	4174
PAPERBOARD FOR SHOEBOARDS 100 U KINGDOM 400 U STATES	LB 66429	10273	3660	842	4175
GYPSUM BOARD LATH ROCK LATH 400 U STATES	LB 803879	16945	478420	75281	4176
ENAMELLED PAPER 400 U STATES	LB 384			102	4178
CARBON PAPER 100 U KINGDOM 305 AUSTRIA 327 FRANCE 400 U STATES	LB 5611	6732	42051	49549	4179
ROTOGRAVURE PRINTING PAPER 400 U STATES	LB 65039	5104	689923	59281	4181
BOOK PRINTING LITHO PAPER N O P 100 U KINGDOM 354 NETHRLNDS 400 U STATES	LB 59686	14780	128760	30648	4182
BOOK PRINTING PAPER COATED N O P 100 U KINGDOM 400 U STATES	LB 4710	641	17017	3330	4183
COATED PAPERS FOR PERIODICALS 100 U KINGDOM 400 U STATES	LB 408906	56537	1398980	188081	4184
COVER PAPERS NOT PASTED COATED 100 U KINGDOM 400 U STATES	LB 681	331	99580	42117	4185
COVER PAPERS PASTED COATED 100 U KINGDOM 400 U STATES	LB 19360	6175	353586	119326	4186
SURFACE COATED PAPER N O P 100 U KINGDOM 306 BELGIUM	LB 23952	12457	233753	125530	4187

IMPORTS INTO CANADA FOR CONSUMPTION

Articles and Countries from which Imported	MONTH OF SEPTEMBER 1957		NINE MONTHS ENDED SEPTEMBER 1957		Class Number
	Quantities	Values (\$)	Quantities	Values (\$)	
335 GERMANY W			5362	2480	
375 SWEDEN			5624	791	
376 SWITZRLND			7303	4796	
400 U STATES	161785	91409	1563148	1076145	
WAXED PAPER IN PACKAGE FORM	185737	103866	1815790	1210515	4189
400 U STATES	LB		555	118	
WAXED PAPER FOR WRAPPING N O P	LB			555	118
100 U KINGDOM			12566	3939	4190
400 U STATES	52039	22791	786507	259015	
GREASEPROOF AND GLASSINE PAPER	52039	22791	799073	262954	4191
400 U STATES	LB				
TISSUE WRAPPING PAPER	47574	11745	366605	99260	4192
375 SWEDEN	47574	11745	366605	99260	
400 U STATES	LB				
VEGETABLE PARCHMENT PAPER	3103	544	11867	1524	4193
100 U KINGDOM	3103	544	1800811	233979	
400 U STATES	LB		1812678	235503	
WRAPPING PAPER KRAFT	2320	575	107534	25150	4195
354 NETHRLNDS	10605	2169	71627	22937	
400 U STATES	12925	2744	179161	48087	
WRAPPING PAPER OILED COATED	331267	37804	2850975	342421	4196
100 U KINGDOM	331267	37804	2862097	343875	
375 SWEDEN	LB				
400 U STATES	1136	241	15326	2981	
WRAPPING PAPER ALL KINDS N O P	6702	898	13501	1832	4197
100 U KINGDOM	49969	11777	560030	125918	
335 GERMANY W	57807	12916	588857	130731	
400 U STATES	LB				
DUPLEX BACKING PAPER	256791	34993	2486776	385941	4198
400 U STATES	256791	34993	2508023	390051	
IMITATION PARCHMENT WRAPPING	43243	25554	591063	298789	4199
375 SWEDEN	43243	25554	591063	298789	
WRAPPER SHEETS AND HEADS	17274	2380	83733	10528	4200
400 U STATES	17274	2380	83733	10528	
BOND AND LEDGER PAPERS UN CUT	7360	671	410710	35859	4201
100 U KINGDOM	7360	671	410710	35859	
400 U STATES	LB				
ENVELOPES	66481	12816	1510585	339071	4202
100 U KINGDOM	66481	12816	1510995	339291	
234 AUSTRALIA	M				
327 FRANCE	19	154	289	1667	
335 GERMANY W			16	139	
344 ITALY	14	136	24	208	
354 NETHRLNDS			2	78	
359 NORWAY			60	538	
375 SWEDEN			10	185	
400 U STATES	25	67	500	743	
ONION SKIN AND MANIFOLD PAPER	2430	16264	23286	148885	4203
100 U KINGDOM	2488	16621	24246	152737	
327 FRANCE	LB				
335 GERMANY W	142	70	5537	2874	
400 U STATES			2158	1059	
BOXED PAPER AND PAPERETRIES			6292	2617	4204
100 U KINGDOM	57927	32999	435506	274557	
305 AUSTRIA	58069	33069	449493	281107	
306 BELGIUM	LB				
327 FRANCE	1618	773	6692	3638	
335 GERMANY W			297	231	
376 SWITZRLND			121	68	
400 U STATES	1679	1430	2555	2282	
HAND MADE PAPER 40 C OR OVER	188	94	796	456	4205
100 U KINGDOM			450	497	
WASTE PAPER	10489	7887	171683	114090	4209
400 U STATES	13974	10184	182594	121262	
ELECTRIC CABLE INSULATG PAPER	LB				
100 U KINGDOM	484	379	4642	3395	
335 GERMANY W	484	379	4642	3395	
400 U STATES	CWT				
PHOTOGRAPHERS PAPERS	76854	127099	562119	918015	4210
100 U KINGDOM	76854	127099	562119	918015	
305 AUSTRIA	LB				
306 BELGIUM			19218	4120	4211
335 GERMANY W			5000	4070	
347 JAPAN	231150	107834	2345481	1078652	
354 NETHRLNDS	231150	107834	2369699	1086842	
355 INDONESIA					
376 SWITZRLND					
		9040		66142	
		751		1090	
		77154		232694	
		35927		281624	
		66		219	
				5882	
				673	
				1047	

IMPORTS INTO CANADA FOR CONSUMPTION

83

Articles and Countries from which Imported	MONTH OF SEPTEMBER 1957		NINE MONTHS ENDED SEPTEMBER 1957		Class Number
	Quantities	Values (\$)	Quantities	Values (\$)	
400 U STATES		269496		2169701	
BLOTTING PAPER NOT PRINTED		392434		2759072	
100 U KINGDOM	LB		3527	874	4212
335 GERMANY W			540	70	
400 U STATES		26701	387201	158060	
CIGARETTE PAPER UNGUMMED		10912	391268	159004	
327 FRANCE	LB	7845	97131	42028	4213
335 GERMANY W			218	278	
400 U STATES		250752	2425635	1135445	
CIGARETTE PAPER GUMMED ROLLS		120394	2522984	1177751	
CIGARETTE PAPERS IN PACKETS	LB				4214
100 U KINGDOM	M		5	75	4215
327 FRANCE		410	3314	54576	
400 U STATES			557	6990	
CREPE PAPER DECORATIVE ROLLS		7422	3876	61641	
100 U KINGDOM	LB		672	199	4216
400 U STATES		963	31758	11765	
GUMMED PAPER		765	32430	11964	
100 U KINGDOM	LB	16026	149433	37883	4217
335 GERMANY W			500	1062	
400 U STATES		109764	1676120	774646	
HANGINGS OR WALL PAPER		58899	1826053	813591	
100 U KINGDOM	LB	3985	78723	17680	4218
335 GERMANY W			1984	407	
344 ITALY			1193	369	
347 JAPAN		67	2123	2590	
400 U STATES		32435	290343	183328	
PAPER FOR SHOT SHELLS GUN WADS		20069	374366	204374	
400 U STATES	LB	51881	403423	102057	4219
PAPIERMACHE WARE N O P		12698	403423	102057	
100 U KINGDOM	LB		5261	1622	4220
335 GERMANY W		209	319	517	
344 ITALY		697	697	992	
347 JAPAN		4020	14339	3812	
400 U STATES		3128	29466	13621	
PAPER DECALCOMANIA		3918	50082	20564	
100 U KINGDOM	LB		35844	11526	4222
400 U STATES		10456	118533	46566	
PAPER MATRIX FOR PRINTING		4387	154377	58092	
100 U KINGDOM	LB		7532	660	4223
335 GERMANY W			108	144	
400 U STATES		92331	906768	373352	
PAPER MATTING		37334	914408	374156	
347 JAPAN	LB		1200	799	4224
400 U STATES		11712	129193	53676	
PAPER PHOTO BARYTA COATED		4617	130393	54475	
100 U KINGDOM	LB		1009	1871	4225
335 GERMANY W			224	68	
400 U STATES		160995	1540024	538111	
SHINGLES OF PAPER OR FELT		53143	1541257	540050	
400 U STATES	LB				4226
ROOFING SHEATHING PAPER PREPRD		185342	1170611	35623	
100 U KINGDOM	LB				4227
400 U STATES		27625	54785	4232	
TISSUE PAPER N O P		829124	5400302	350240	
100 U KINGDOM	LB		5455087	354472	4228
327 FRANCE		55943	546424	112491	
400 U STATES		55943	548309	113427	
TOILET PAPER	LB		5880	1217	4229
100 U KINGDOM		499509	2010501	250190	
400 U STATES		499509	2016381	251407	
TOWELS AND NAPKINS PLAIN	LB		8128	838	4230
335 GERMANY W			1161	230	
347 JAPAN		97978	892190	164728	
400 U STATES		97978	901479	165796	
WAXED STENCIL PAPER	LB				4231
100 U KINGDOM		14146	390339	316082	
305 AUSTRIA		466	18461	8895	
318 DENMARK			4515	4473	
335 GERMANY W		182	182	126	
400 U STATES		5352	49760	54701	
ALL KINDS OF PAPER N O P		20146	463257	384277	
100 U KINGDOM	LB				4232
306 BELGIUM		1049	62911	22910	
327 FRANCE		11032	77986	8357	
335 GERMANY W			12800	4381	
			6118	2313	

IMPORTS INTO CANADA FOR CONSUMPTION

Articles and Countries from which Imported	MONTH OF SEPTEMBER 1957		NINE MONTHS ENDED SEPTEMBER 1957		Class Number
	Quantities	Values (\$)	Quantities	Values (\$)	
344 ITALY			1284	657	
354 NETHRLNDS			10837	2152	
393 TAIWAN	27	56	990	1718	
400 U STATES	403079	133361	6992256	1568848	
	415187	135037	7165182	1611336	
TISSUE PAPER FOR STENCILS	LB				4233
400 U STATES			16870	13622	
			16870	13622	
FACIAL TISSUES HANDKERCHIEFS	LB				4234
400 U STATES	452092	80279	3597174	641105	
	452092	80279	3597174	641105	
PAPER NAPKINS N O P	LB				4235
100 U KINGDOM	7509	3826	31043	13567	
305 AUSTRIA	446	188	595	349	
318 DENMARK	6396	2724	49369	18916	
335 GERMANY W	3720	2325	46949	22753	
347 JAPAN	509	225	3321	2797	
354 NETHRLNDS	932	295	1462	465	
375 SWEDEN			314	163	
400 U STATES	50736	16328	437751	131975	
	70248	25911	570804	190985	
CARBONIZING TISSUE PAPER	LB				4236
100 U KINGDOM	40389	27031	276540	186944	
327 FRANCE	17525	4682	31509	8840	
400 U STATES	30786	11256	1137198	270562	
	88700	42969	1445247	466346	
CABLE INSULATING PAPER N O P	LB				4237
100 U KINGDOM			7415	1795	
326 FINLAND	47994	7297	117945	17350	
344 ITALY			60740	8057	
400 U STATES	4619	1403	334121	107293	
	52613	8700	520221	134495	
CASH REGISTER PAPER	LB				4238
400 U STATES	10937	4220	140828	38040	
	10937	4220	140828	38040	
FILTER PAPER	LB				4239
100 U KINGDOM			4256	1823	
327 FRANCE			1730	472	
335 GERMANY W	405	322	2372	1625	
400 U STATES	102515	87155	1100645	879351	
	102920	87477	1109003	883271	
TABULATING PAPER AND STOCK	LB				4240
400 U STATES	638211	66770	4440551	466366	
	638211	66770	4440551	466366	
BAGS AND SACKS OF PAPER	LB				4241
100 U KINGDOM	4737	1407	13578	4186	
327 FRANCE	1100	550	1100	550	
335 GERMANY W			1237	689	
347 JAPAN			388	70	
354 NETHRLNDS			12375	3980	
381 ALASKA			482	191	
400 U STATES	561832	111263	3815368	774987	
	567669	113220	3844528	784653	
PAPER PROTECTORS FOR PLANTS					4242
100 U KINGDOM				1591	
400 U STATES		2191		32955	
		2191		34546	
CONTAINERS PAPERBOARD N O P	LB				4243
100 U KINGDOM	4404	1930	36886	19751	
207 UN SO AFR	29400	10466	29400	10466	
306 BELGIUM			742	1122	
327 FRANCE	112	95	7546	5400	
335 GERMANY W	470	122	9843	3942	
347 JAPAN	241	134	443	215	
354 NETHRLNDS	200	89	1686	624	
376 SWITZRLND			772	303	
384 P RICO			1100	5918	
400 U STATES	1289131	368730	8495332	2400528	
	1323958	381566	8583750	2448269	
MILK BOTTLE CAPS OF PAPER					4244
PAPER TUBES AND CONES FOR YARN	LB				4245
100 U KINGDOM	970	345	11443	4698	
306 BELGIUM			273	154	
335 GERMANY W			71480	66440	
400 U STATES	28765	13943	250309	112712	
	29735	14288	333505	184004	
PAPER PATTERNS BOOT AND SHOE					4246
400 U STATES		845		18030	
		845		18030	
POCKET SPUTUM CUPS AND REFILLS					4247
100 U KINGDOM				51	
400 U STATES		65		1522	
		65		1573	
TWINE OR YARN OF PAPER	LB				4248
335 GERMANY W			247	82	
375 SWEDEN	121400	16069	151143	20631	
400 U STATES	35196	8583	669212	155980	
	156596	24652	820602	176693	
WINDOW BLINDS OF PAPER					4251
MANUFACTURES OF PAPER N O P					4252
100 U KINGDOM		28453		163737	
215 INDIA				167	
231 HONG KONG		374		3039	
305 AUSTRIA		1007		10138	

IMPORTS INTO CANADA FOR CONSUMPTION

Articles and Countries from which Imported	MONTH OF SEPTEMBER 1957		NINE MONTHS ENDED SEPTEMBER 1957		Class Number
	Quantities	Values (\$)	Quantities	Values (\$)	
306 BELGIUM		87		1272	
318 DENMARK		77		2744	
327 FRANCE		2439		9389	
335 GERMANY W		4551		56961	
344 ITALY		428		2724	
347 JAPAN		6064		39571	
354 NETHRLNDS		968		1888	
375 SWEDEN		983		4952	
376 SWITZRLND		121		6847	
378 JORDAN				176	
390 GERMANY E		204		756	
400 U STATES		548409		4689372	
		594165		4993733	
PAPER CORES	LB				4253
400 U STATES	232585	19513	2746479	232023	
	232585	19513	2746479	232023	
PAPER CUPS DISHES TABLEWARE					4254
100 U KINGDOM		497		1013	
347 JAPAN				234	
400 U STATES		23297		283611	
		23794		284858	
PAPER DOILIES AND LACE PAPER	LB				4255
100 U KINGDOM	7299	5360	67215	39602	
318 DENMARK	1307	314	2804	697	
335 GERMANY W			157	56	
400 U STATES	28782	14556	320576	156008	
	37388	20230	390752	196363	
PAPER NOVELTIES FLOWERS GAMES					4256
100 U KINGDOM		18363		58181	
231 HONG KONG				1649	
305 AUSTRIA		112		200	
318 DENMARK		925		2192	
327 FRANCE				231	
335 GERMANY W		5508		12590	
344 ITALY		68		3881	
347 JAPAN		12912		145588	
352 MEXICO				5645	
354 NETHRLNDS				1796	
372 SPAIN		1722		1722	
376 SWITZRLND				1444	
390 GERMANY E		1759		39975	
400 U STATES		30751		205800	
		72120		480694	
PAPER PATTERNS N O P					4257
100 U KINGDOM				2781	
327 FRANCE				710	
400 U STATES		40014		339988	
		40014		343479	
SHIPPING CONTAINERS	LB				4258
100 U KINGDOM			434	59	
354 NETHRLNDS	2580	240	2580	240	
400 U STATES	2698518	294634	11614148	1236911	
	2701098	294874	11617162	1237210	
TRAYS FOR PACKAGING APPLES	LB				4259
400 U STATES	219625	31870	720554	95574	
	219625	31870	720554	95574	
PAPER MATCHES					4260
100 U KINGDOM				1813	
344 ITALY		92		8850	
400 U STATES		9029		147635	
		9121		158298	
ARTISTS PROOF ETCHINGS					4261
100 U KINGDOM				278	
305 AUSTRIA		392		392	
327 FRANCE		550		646	
335 GERMANY W				586	
376 SWITZRLND		75		689	
383 HAWAII				350	
400 U STATES		6083		6933	
		7100		9874	
ADMIRALTY CHARTS MANUSCRIPTS					4262
100 U KINGDOM				3618	
224 JAMAICA				100	
227 BAHAMAS				200	
327 FRANCE		2360		3863	
335 GERMANY W				54	
400 U STATES		3616		36467	
		5976		44302	
BLUEPRINTS NOP AND HYDRO PLANS					4263
100 U KINGDOM		3428		49303	
234 AUSTRALIA				3891	
306 BELGIUM				2950	
318 DENMARK		2200		6692	
327 FRANCE		262		29080	
335 GERMANY W				52365	
347 JAPAN				1061	
354 NETHRLNDS				178	
376 SWITZRLND				399	
400 U STATES		149474		4618117	
		155364		4764036	
MUSIC FOR MECHANICAL PIANOS					4264
400 U STATES		219		2183	
		219		2183	
MUSIC PRINTED					4265
100 U KINGDOM		1709		12202	
234 AUSTRALIA		140		140	

IMPORTS INTO CANADA FOR CONSUMPTION

Articles and Countries from which Imported	MONTH OF SEPTEMBER 1957		NINE MONTHS ENDED SEPTEMBER 1957		Class Number
	Quantities	Values (\$)	Quantities	Values (\$)	
306 BELGIUM				818	
327 FRANCE		561		9530	
335 GERMANY W				100	
344 ITALY		71		335	
376 SWITZRLND				147	
400 U STATES		25223		202661	
		27704		225933	
NEWSPAPER OR COMIC SECTIONS					
400 U STATES		105485		810214	4266
		105485		810214	
MAGAZINES NEWSPAPERS UNBOUND					
100 U KINGDOM		12277		144690	4267
231 HONG KONG		598		9555	
306 BELGIUM		4269		43711	
327 FRANCE		64258		564282	
335 GERMANY W		4454		12593	
344 ITALY		4546		48072	
347 JAPAN		494		4120	
354 NETHRLNDS				2003	
375 SWEDEN				905	
376 SWITZRLND		468		4390	
400 U STATES		2087857		18760547	
		2179221		19594868	
PHOTOGRAPHS NEWS ILLUSTRATION					
100 U KINGDOM				50	4268
400 U STATES		1908		15849	
		1908		15899	
PHOTOGRAPHS CHROMOS N O P					
100 U KINGDOM		11153		74437	4269
215 INDIA		109		209	
231 HONG KONG				828	
234 AUSTRALIA		106		106	
305 AUSTRIA		55		272	
306 BELGIUM				116	
313 CHINA				645	
318 DENMARK		108		1273	
327 FRANCE		1188		13064	
335 GERMANY W		601		6819	
344 ITALY		499		2409	
347 JAPAN		2136		25071	
352 MEXICO		89		1433	
354 NETHRLNDS		194		5536	
365 POLAND				80	
375 SWEDEN		336		1760	
376 SWITZRLND		471		2790	
383 HAWAII				86	
390 GERMANY E				560	
400 U STATES		269383		2304545	
		286428		2442039	
PHOTOGRAPHS FOR REPRODUCTION					
100 U KINGDOM				305	4271
327 FRANCE				250	
347 JAPAN				109	
400 U STATES		10609		109911	
		10609		110575	
TRANSFERS DECALCOMANIA					
100 U KINGDOM		1140		9941	4272
347 JAPAN				130	
354 NETHRLNDS		147		147	
375 SWEDEN				244	
400 U STATES		31731		201527	
		33018		211989	
PAPER FOR DUPLICATING MACHINES	LB				
400 U STATES		107808	647355	297255	4290
		107808	647355	297255	
ADVERTISING AND PRINTED MATTER	LB				
100 U KINGDOM		59511	49891	310199	4291
224 JAMAICA				230	
231 HONG KONG				952	
234 AUSTRALIA		150	138	1401	
305 AUSTRIA		116	168	737	
306 BELGIUM		140	167	1901	
317 CZECHOS				686	
318 DENMARK		161	80	1698	
327 FRANCE		1921	1752	25125	
335 GERMANY W		11646	7773	101981	
336 GREECE				100	
344 ITALY				12328	
347 JAPAN		1150	739	2595	
352 MEXICO				421	
354 NETHRLNDS		4697	4371	26538	
359 NORWAY				442	
365 POLAND				175	
372 SPAIN				41	
375 SWEDEN		779	1149	13094	
376 SWITZRLND		7237	5077	25752	
380 USSR				316	
381 ALASKA				50	
383 HAWAII				250	
387 VENEZUELA				59	
390 GERMANY E				872	
400 U STATES		759687	667165	5463266	
		847195	738470	5991209	
PRINTED MATTER NOP					
100 U KINGDOM			13232	103729	4292
231 HONG KONG				116	

IMPORTS INTO CANADA FOR CONSUMPTION

Articles and Countries from which Imported	MONTH OF SEPTEMBER 1957		NINE MONTHS ENDED SEPTEMBER 1957		Class Number
	Quantities	Values (\$)	Quantities	Values (\$)	
234 AUSTRALIA				182	
305 AUSTRIA		60		60	
306 BELGIUM				1197	
318 DENMARK				491	
327 FRANCE		275		1898	
335 GERMANY W		1541		8752	
344 ITALY		57		2082	
347 JAPAN		10289		41828	
354 NETHRLNDS		1512		3067	
375 SWEDEN				470	
376 SWITZRLND		1419		2561	
381 ALASKA				775	
400 U STATES		262648		2267579	
		291033		2434787	
CARDS FOR PLAYING	PACK				4293
100 U KINGDOM	4598	2357	20938	9359	
305 AUSTRIA			444	132	
306 BELGIUM	500	113	500	113	
327 FRANCE			48	116	
335 GERMANY W	864	440	2860	940	
344 ITALY			2145	711	
347 JAPAN			100	57	
400 U STATES	6980	3080	64033	36203	
	12942	5990	91068	47631	
HAND MADE DRAWINGS OR DESIGNS					4294
100 U KINGDOM				432	
335 GERMANY W				275	
344 ITALY				144	
400 U STATES		2761		20681	
		2761		21532	
LABELS TAGS TICKETS					4295
100 U KINGDOM		3660		64005	
232 MALTA				134	
234 AUSTRALIA				736	
306 BELGIUM				268	
316 CUBA				574	
318 DENMARK				144	
327 FRANCE		2285		6384	
328 FR AFRICA				111	
335 GERMANY W				899	
347 JAPAN				721	
354 NETHRLNOS		66		276	
400 U STATES		82		980691	
		119141		1054943	
		125234			
PICTORIAL POST CAROS	FOLOERS				4296
100 U KINGDOM	LB	666	680	17660	10020
318 DENMARK				1299	2131
327 FRANCE	350	457	2821	5421	
335 GERMANY W	172	439	1803	3315	
344 ITALY	273	450	1333	16666	
347 JAPAN			715	550	
354 NETHRLNOS	150	176	697	870	
360 ISRAEL			1601	2187	
375 SWEDEN			135	103	
376 SWITZRLND	585	401	2081	2503	
400 U STATES	160181	142389	1186743	1119003	
	162377	144992	1216888	1147769	
BIBLES PRAYER BOOKS HYMN BOOKS					4301
100 U KINGDOM		30804		329882	
231 HONG KONG				139	
306 BELGIUM		13460		227008	
317 CZECHO S		3514		3514	
327 FRANCE		18134		140482	
335 GERMANY W		2407		23595	
344 ITALY		7429		89801	
347 JAPAN		116		2242	
352 MEXICO				790	
354 NETHRLNDS		228		1722	
360 ISRAEL		116		3172	
372 SPAIN		74		562	
375 SWEOEN				130	
376 SWITZRLND		103		5099	
378 JORDAN		310		535	
389 IRELAND				132	
400 U STATES		254044		2311925	
		330739		3140730	
BLANK BOOKS RULED OR PLAIN					4302
100 U KINGDOM		2325		3529	
335 GERMANY W				745	
344 ITALY				142	
347 JAPAN		328		1307	
400 U STATES		1475		21793	
		4128		27516	
BOOKS OVER 12 YEARS OLD					4303
100 U KINGDOM		50		2590	
400 U STATES		2263		12635	
		2313		15225	
TEXT BOOKS FOR SCHOOLS COLLEGE					4305
100 U KINGDOM		30449		99875	
215 INDIA				219	
231 HONG KONG				497	
305 AUSTRIA				141	
306 BELGIUM		428		14804	
318 DENMARK				559	
327 FRANCE		13104		128916	
335 GERMANY W		1203		5593	

IMPORTS INTO CANADA FOR CONSUMPTION

Articles and Countries from which Imported	MONTH OF SEPTEMBER 1957		NINE MONTHS ENDED SEPTEMBER 1957		Class Number
	Quantities	Values (\$)	Quantities	Values (\$)	
344 ITALY		1142		3110	
354 NETHRLNDS				3963	
372 SPAIN		64		564	
375 SWEDEN				137	
376 SWITZRLND				532	
388 YUGO SLAV				119	
400 U STATES		537678		3928425	
		584068		4187454	
BOOKS NOVELS FICTION					4306
100 U KINGDOM		3099		18279	
318 DENMARK				124	
400 U STATES		10079		94394	
		13178		112797	
BOOKS SCIENCE FOR LIBRARIES					4307
100 U KINGDOM		14944		179016	
203 B E AFR				150	
215 INDIA				7501	
231 HONG KONG				74	
234 AUSTRALIA				1993	
236 NEW ZEAL				1889	
305 AUSTRIA		150		150	
306 BELGIUM		540		5931	
313 CHINA				359	
318 DENMARK				4522	
327 FRANCE		5581		39992	
335 GERMANY W		2179		9123	
344 ITALY		212		1727	
347 JAPAN				2737	
354 NETHRLNDS		1794		8047	
375 SWEDEN				1289	
376 SWITZRLND		1810		9300	
380 USSR				230	
389 IRELAND				267	
390 GERMANY E				208	
400 U STATES		598150		4427359	
		625360		4701864	
BOOKS GOVERNMENT ASSO CIATION					4308
100 U KINGDOM		9350		55575	
207 UN SO AFR				867	
217 CEYLON				500	
220 BERMUDA				130	
234 AUSTRALIA				544	
306 BELGIUM		200		785	
327 FRANCE		722		10676	
335 GERMANY W		80		3208	
344 ITALY		340		15816	
352 MEXICO				149	
354 NETHRLNDS				487	
372 SPAIN				50	
376 SWITZRLND		134		741	
400 U STATES		14867		236316	
		25693		325844	
FREIGHT RATES FOR RAILWAYS					4309
100 U KINGDOM		373		3134	
234 AUSTRALIA				50	
327 FRANCE				858	
335 GERMANY W				496	
344 ITALY		269		269	
354 NETHRLNDS				172	
376 SWITZRLND				57	
400 U STATES		3010		33060	
		3652		38096	
BOOKS PRINTED PERIODICALS NDP					4310
100 U KINGDOM		180449		1275643	
231 HONG KONG				50	
234 AUSTRALIA				861	
305 AUSTRIA		438		1681	
318 DENMARK				371	
327 FRANCE		3502		4544	
335 GERMANY W		1833		3410	
340 HUNGARY				92	
344 ITALY				999	
347 JAPAN		330		1613	
354 NETHRLNDS		1409		7037	
375 SWEDEN		2023		2274	
376 SWITZRLND				262	
381 ALASKA				133	
400 U STATES		998904		8115479	
		1188888		9414449	
BOOKS FOREIGN LANGUAGE					4311
100 U KINGDOM		2551		17796	
231 HONG KONG		438		1755	
304 ARGENTINA				356	
305 AUSTRIA		70		70	
306 BELGIUM		24701		199195	
318 DENMARK				711	
326 FINLAND				2220	
327 FRANCE		118276		1136110	
335 GERMANY W		3020		28521	
340 HUNGARY		412		3768	
341 ICELAND				823	
344 ITALY		2134		13378	
347 JAPAN		220		1142	
354 NETHRLNDS		2321		34381	
360 ISRAEL				130	
365 POLAND				826	

IMPORTS INTO CANADA FOR CONSUMPTION

Articles and Countries from which Imported	MONTH OF SEPTEMBER 1957		NINE MONTHS ENDED SEPTEMBER 1957		Class Number
	Quantities	Values (\$)	Quantities	Values (\$)	
372 SPAIN		98		677	
375 SWEDEN		2023		4701	
376 SWITZRLND		283		6739	
380 USSR		296		536	
391 LEBANON				442	
400 U STATES		10506		16077	
		167349		1622354	

IMPORTS INTO CANADA FOR CONSUMPTION

Articles and Countries from which Imported	MONTH OF SEPTEMBER 1957		NINE MONTHS ENDED SEPTEMBER 1957		Class Number
	Quantities	Values (\$)	Quantities	Values (\$)	
<u>GROUP 5</u>					
<u>IRON AND ITS PRODUCTS</u>					
IRON ORE		TON			5001
309 BRAZIL	65658	800468	197034	2451534	
312 CHILE	187	4312	11611	107128	
375 SWEDEN			6	363	
400 U STATES	670665	5115858	3632262	28013370	
	736510	5920638	3840913	30572395	
FERRO TUNGSTEN		CWT			5010
100 U KINGDOM	120	13100	1656	114367	
400 U STATES			21	4768	
	120	13100	1677	119135	
PIG IRON FOR AGRIC IMPLEMENTS		TON			5011
400 U STATES			218	14557	
			218	14557	
PIG IRON N O P		TON			5012
100 U KINGDOM			167	11140	
400 U STATES	342	21400	2802	187555	
	342	21400	2969	198695	
FERRO MANG UNDER	1 PC SILICON	CWT			5013
100 U KINGDOM			45	876	
400 U STATES		287	7610	124570	
		287	7655	125446	
SILICO MANG OVER	1 PC SILICON	CWT			5014
327 FRANCE			1103	20074	
347 JAPAN	2100	33949	14898	247826	
400 U STATES	1443	34361	19847	430620	
	3543	68310	35848	698520	
FERRO SILICON		CWT			5015
375 SWEDEN			140	1953	
400 U STATES	728	15748	12783	240758	
	728	15748	12923	242711	
ALLOYS N O P FOR MFR OF STEEL		CWT			5018
100 U KINGDOM	187	12632	1846	134396	
205 RHOD NYAS			3920	85416	
327 FRANCE			2007	54561	
335 GERMANY W	212	4294	324	6707	
375 SWEDEN			281	6775	
400 U STATES	1474	77932	86180	2552992	
	1873	94858	94559	2840847	
INGOTS CDGGEO BLOOMS	SLABS NOP	TON			5020
100 U KINGDOM		29	72	24463	
375 SWEDEN		1	4	2467	
400 U STATES		1070	17165	2099780	
		1100	17241	2126710	
INGOTS NOT LESS THAN 3 CTS LB		TON			5021
400 U STATES		211	2387	771812	
		211	2387	771812	
INGOTS FOR FORGINGS	INGOTS NOP	TON			5022
400 U STATES		143	723	104722	
		143	723	104722	
SPONGE IRON		TON			5024
400 U STATES		15	265	41375	
		15	265	41375	
CAST SCRAP		TON			5031
334 ST PIERRE	37	1184	37	1184	
381 ALASKA			47	1725	
400 U STATES	2683	86548	35970	1260605	
	2720	87732	36054	1263514	
WROUGHT SCRAP		TON			5032
100 U KINGDOM	200	6000	2034	32372	
227 BAHAMAS			200	6000	
334 ST PIERRE			38	1229	
359 NORWAY			2	75	
375 SWEDEN			2	75	
381 ALASKA			64	2372	
400 U STATES	41959	1717623	297594	12584160	
	42159	1723623	299934	12626283	
TIN PLATE SCRAP		TON			5033
400 U STATES	98	2746	710	19369	
	98	2746	710	19369	
AXLES FOR RAILWAY VEHICLES					5041
100 U KINGDOM				81819	
400 U STATES		33961		237195	
		33961		319014	
AXLES FOR VEHICLES N O P					5042
100 U KINGDOM		6291		7765	
400 U STATES		57915		628141	
		64206		635906	
AXLES N O P					5043
100 U KINGDOM		93		246	
400 U STATES		18736		208454	
		18829		208700	
CASTINGS FOR AGRIC IMPLEMENTS					5044
100 U KINGDOM				9518	
400 U STATES		7665		57631	
		7665		67149	
INGOT MOULDS FOR STEEL					5045
100 U KINGDOM				74821	
400 U STATES		90340		1457150	
		90340		1531971	

IMPORTS INTO CANADA FOR CONSUMPTION

Articles and Countries from which Imported	MONTH OF SEPTEMBER 1957		NINE MONTHS ENDED SEPTEMBER 1957		Class Number
	Quantities	Values (\$)	Quantities	Values (\$)	
100 U KINGDOM				1531	
306 BELGIUM				4624	
327 FRANCE		1215		2319	
400 U STATES		41799		309857	
		43014		318331	
CASTINGS MALLEABLE N O P ROUGH	CWT				5047
100 U KINGDOM			264	5079	
376 SWITZRLND			11	348	
400 U STATES		36264	24836	613214	
	1310	36264	25111	618641	
CASTINGS NONMALLEABLE NOP RGH	CWT				5048
100 U KINGDOM		757	192	4137	
400 U STATES		54902	22689	544443	
	2274	55659	22881	548580	
CASTINGS OF STEEL N O P ROUGH	CWT				5049
100 U KINGDOM			114	8667	
359 NORWAY			1326	28933	
376 SWITZRLND			311	19737	
400 U STATES		88377	57571	1499404	
	3557	88377	59322	1556741	
FORGINGS N O P					5050
100 U KINGDOM		27102		202395	
335 GERMANY W				15044	
344 ITALY				1030	
375 SWEDEN		1482		1482	
400 U STATES		129559		1647015	
		158143		1866966	
FORGINGS HOLLOW AND 20 TONS					5051
100 U KINGDOM		74610		666289	
306 BELGIUM				19914	
335 GERMANY W				14174	
344 ITALY				5695	
400 U STATES		41261		472759	
		115871		1229831	
PISTON RING CASTINGS ROUGH					5052
100 U KINGDOM				4095	
400 U STATES		3367		72325	
		3367		76420	
CASTINGS FOR RAILWAY VEHICLES					5054
400 U STATES				213	
				213	
TIRES STEEL ROUGH RAILWAY	CWT				5055
100 U KINGDOM		28536	24080	296749	
400 U STATES		2457	2601	29259	
	2341	30993	26681	326008	
STEEL WHEELS FOR RAILWAYS					5057
100 U KINGDOM		526682		3575187	
400 U STATES		20559		217475	
		547241		3792662	
FORGED GOLF CLUB HEADS					5058
400 U STATES		568		29502	
		568		29502	
SEMI FINISHED PISTON CASTINGS					5059
400 U STATES				7268	
				7268	
BARS BILLETS HOT ROLLED N O P	CWT				5071
400 U STATES		263	418	1204	
	51	263	418	1204	
BARS BILLETS COLD ROLLED N O P	CWT				5072
100 U KINGDOM		25317	45295	392203	
305 AUSTRIA		2064	139	3174	
306 BELGIUM			8221	78422	
335 GERMANY W			1004	18288	
375 SWEDEN		3749	538	20881	
400 U STATES		97657	97873	1210814	
	6732	128787	153070	1723782	
BARS BILLETS H R 4CTS AND OVER	CWT				5073
100 U KINGDOM		51355	160282	1285961	
305 AUSTRIA		4630	738	14716	
306 BELGIUM		56793	100008	549136	
312 CHILE		1074	2202	11122	
327 FRANCE		9982	28337	157351	
335 GERMANY W			1025	8037	
375 SWEDEN		4476	1383	39375	
400 U STATES		445892	706484	5548108	
	52769	574202	1000459	7613806	
BARS BILLETS HAMMERED N O P	CWT				5074
100 U KINGDOM			72	1077	
305 AUSTRIA			201	4208	
335 GERMANY W			2	133	
375 SWEDEN		2080	104	3676	
381 ALASKA			10	378	
400 U STATES		6762	994	27130	
	471	8842	1383	36602	
BARS SHEETS STRIP FOR SHOVELS	CWT				5076
400 U STATES			14	167	
			14	167	
BARS RODS FOR AGRIC IMPLEMENTS	CWT				5077
335 GERMANY W			15	81	
400 U STATES		96869	87481	697717	
	12586	96869	87496	697798	
RAILWAY RAILS N O P	TON				5078
100 U KINGDOM		235147	17362	1959331	
306 BELGIUM			448	45030	
327 FRANCE			27	2863	

IMPORTS INTO CANADA FOR CONSUMPTION

Articles and Countries from which Imported	MONTH OF SEPTEMBER 1957		NINE MONTHS ENDED SEPTEMBER 1957		Class Number
	Quantities	Values (\$)	Quantities	Values (\$)	
335 GERMANY W	155	14450	1312	137764	
354 NETHRLNDS	49	5174	253	26583	
400 U STATES	179	21852	5353	512100	
	2481	276623	24755	2683671	
STEEL GROOVED TRAMWAY RAILS	TON				5079
400 U STATES	208	29766	345	48865	
	208	29766	345	48865	
BARS HOT R ROUNDS AND SQUARES	CWT				5081
100 U KINGDOM	1119	11678	5961	62004	
335 GERMANY W	166	1376	166	1376	
375 SWEDEN			45	2428	
400 U STATES	4015	32259	49381	374282	
	5300	45313	55553	440090	
RODS FDR MANUFACTURE OF CHAIN	CWT				5102
400 U STATES			1584	10720	
			1584	10720	
RODS NDT DVER 375 IN FOR WIRE	CWT				5103
100 U KINGDOM	3119	17021	15859	88529	
306 BELGIUM	11010	58333	51779	272535	
312 CHILE			4962	26825	
335 GERMANY W	10924	60449	20024	112384	
400 U STATES	4375	29914	33870	230185	
	29428	165717	126494	730458	
WELDING RODS OF ALL KINDS	CWT				5104
100 U KINGDOM	225	14968	1077	56666	
305 AUSTRIA			22	744	
306 BELGIUM			13	520	
335 GERMANY W	10	249	148	13455	
375 SWEDEN	1	99	12	288	
400 U STATES	10231	304293	117467	3163817	
	10467	319609	118739	3235490	
BLANKS FOR MILLING CUTTERS	CWT				5111
400 U STATES			75	9338	
			75	9338	
STRIP HOT R OBO INCH OR LESS	CWT				5112
400 U STATES	33	133	219	826	
	33	133	219	826	
STRIP HOT R OVER 080 INCH	CWT				5113
400 U STATES			566	1810	
			566	1810	
STRIP COLD R 080 INCH OR LESS	CWT				5114
100 U KINGDOM	661	5541	4965	42514	
375 SWEDEN	1090	41406	4237	158929	
400 U STATES	3729	71760	41454	688298	
	5480	118707	50656	889741	
STRIP COLD R OVER 080 INCH	CWT				5115
100 U KINGDOM			259	2699	
400 U STATES	1680	27168	12285	187643	
	1680	27168	12544	190342	
STRIP HOT R FOR COLD ROLLING	CWT				5116
STRIP FOR MANUFACTURE OF MATS	CWT				5117
400 U STATES			414	3360	
			414	3360	
STRIP COLD ROLLED FOR DOORS	CWT				5118
HOOP STEEL FOR COOPERAGE	CWT				5120
100 U KINGDOM			702	5204	
400 U STATES	1428	10085	9346	71664	
	1428	10085	10048	76868	
PLATES 66 INCHES WIDE OR LESS	CWT				5121
100 U KINGDOM	68	488	1549	9897	
327 FRANCE			518	4270	
400 U STATES	5004	20463	52579	240824	
	5072	20951	54646	254991	
PLATES OVER 66 INS LESS 78 INS	CWT				5122
400 U STATES	686	2952	21231	103185	
	686	2952	21231	103185	
PLATES FLANGED CURVED N O P	CWT				5123
100 U KINGDOM			19681	138210	
400 U STATES	5394	76050	54327	881535	
	5394	76050	74008	1019745	
PLATES FOR BOILERS DIGESTERS	CWT				5124
100 U KINGDOM	840	7001	4239	38135	
400 U STATES	7954	76590	88159	788005	
	8794	83591	92398	826140	
PLATES STEEL CHEQUER SURFACE	CWT				5125
100 U KINGDOM	2811	20804	11848	84478	
400 U STATES	16190	106526	233935	1471943	
	19001	127330	245783	1556421	
SHEETS OVER 080 INCH THICK NOP	CWT				5126
100 U KINGDOM	18	129	18	129	
400 U STATES	4648	33902	55002	368964	
	4666	34031	55020	369093	
SHEETS 080 INCH OR LESS N O P	CWT				5127
100 U KINGDOM	2417	16757	23796	161452	
335 GERMANY W			5	59	
400 U STATES	34712	252709	452393	3138303	
	37129	269466	476194	3299814	
SHEET OR STRIP FOR TIN PLATE	CWT				5128
SHEETS FOR MFR OF HOLLOW WARE	CWT				5129
100 U KINGDOM			12321	83335	
400 U STATES	4546	33860	83555	596319	
	4546	33860	95876	679654	

IMPORTS INTO CANADA FOR CONSUMPTION

Articles and Countries from which Imported	MONTH OF SEPTEMBER 1957		NINE MONTHS ENDED SEPTEMBER 1957		Class Number
	Quantities	Values (\$)	Quantities	Values (\$)	
SHEETS BLUE FOR HEATING APP	CWT				5130
SHEETS 075SILICON FOR ELEC APP	CWT				5131
100 U KINGDOM			4151	88029	
327 FRANCE	1109	30888	1109	30888	
400 U STATES	32317	590554	410302	7314035	
	33426	621442	415562	7432952	
SHEETS 50 PER POUND OR OVER	CWT				5132
100 U KINGDOM	65820	473455	611368	4338576	
234 AUSTRALIA			84190	552492	
306 BELGIUM	6774	46678	101288	737739	
312 CHILE			121550	803671	
327 FRANCE			11706	77483	
335 GERMANY W	42320	318868	185837	1387657	
347 JAPAN			90099	700550	
365 POLAND			1707	10781	
375 SWEDEN			440	5210	
381 ALASKA			31	235	
387 VENEZUELA			105	744	
400 U STATES	317056	2343520	3697558	25708061	
	431970	3182521	4905879	34323199	
SHEETS RUST PROOF OVER 5 CTS	CWT				5133
100 U KINGDOM	4028	222482	39368	1932789	
335 GERMANY W			7202	50725	
375 SWEDEN	338	18301	3994	205075	
387 VENEZUELA			4	263	
400 U STATES	6181	309479	154347	5103212	
	10547	550262	204915	72920264	
SHEETS CORRUGATED AND PEBBLED	CWT				5134
100 U KINGDOM	1057	13726	3907	46702	
327 FRANCE	1580	26378	1580	26378	
400 U STATES	4405	43127	48438	441790	
	7042	83231	53925	514870	
SHEETS COATED WITH PAINT TAR	CWT				5135
100 U KINGDOM	379	4475	2283	26115	
335 GERMANY W	69	873	206	3430	
387 VENEZUELA			1599	16263	
400 U STATES	20789	211574	212273	2202057	
	21237	216922	216361	2247865	
SHEETS COATED WITH ENAMEL	CWT				5136
400 U STATES	70	2905	268	10148	
	70	2905	268	10148	
SHEETS COATED WITH TIN	CWT				5137
100 U KINGDDM	536	8479	76841	710509	
400 U STATES	1130	13505	26839	264416	
	1666	21984	103680	974925	
SHEETS COATED WITH METAL N O P	CWT				5139
335 GERMANY W			1268	25342	
400 U STATES	4423	78639	24513	532924	
	4423	78639	25781	558266	
SHEETS COATED WITH ZINC N O P	CWT				5140
100 U KINGDOM	162	1568	4645	39683	
306 BELGIUM			127	1426	
335 GERMANY W			59	768	
347 JAPAN			154	2064	
387 VENEZUELA			110	2089	
400 U STATES	15418	170321	85847	935786	
	15580	171889	90942	981816	
SHEETS FOR COATING WITH METALS	CWT				5141
SHEETS SHAPED FOR AGRIC IMPL	CWT				5142
400 U STATES	2653	46658	12197	217094	
	2653	46658	12197	217094	
SHEETS FOR MFR BUCKLE CLASPS	CWT				5143
100 U KINGDDM			226	6064	
400 U STATES	874	13076	7722	119536	
	874	13076	7948	125600	
SHEETS COLD ROLLED FOR HINGES	CWT				5144
400 U STATES			3107	38544	
			3107	38544	
SHEETS FOR MFR OF SADDLERY	CWT				5145
400 U STATES			45	1690	
			45	1690	
SHEETS TEMPERED FOR SAWS	CWT				5146
100 U KINGDOM	76	2759	564	15492	
318 DENMARK			15	787	
375 SWEDEN	104	6237	932	53053	
400 U STATES	202	11487	1267	72716	
	382	20483	2778	142048	
SHEETS NOT TEMPERED FOR SAWS	CWT				5147
100 U KINGDOM			738	16718	
335 GERMANY W	47	6422	150	22285	
375 SWEDEN	38	1899	1700	58040	
400 U STATES	2691	81170	23456	781489	
	2776	89491	26044	878532	
SHEETS COLD ROLLED FOR PIPE	CWT				5148
400 U STATES	2061	12701	36009	222373	
	2061	12701	36009	222373	
SKELP 14 INS OR LESS FOR PIPE	CWT				5149
100 U KINGDOM	6437	34925	16561	89775	
335 GERMANY W			38170	190144	
400 U STATES	132836	721828	1300928	6763499	
	139273	756753	1355659	7043418	
SKELP OVER 14 INS FOR PIPE	CWT				5150
347 JAPAN			21507	176487	
400 U STATES	401032	2645339	3422929	21024525	
	401032	2645339	3444436	21201012	

IMPORTS INTO CANADA FOR CONSUMPTION

Articles and Countries from which Imported	MONTH OF SEPTEMBER 1957		NINE MONTHS ENDED SEPTEMBER 1957		Class Number
	Quantities	Values (\$)	Quantities	Values (\$)	
HOT R STRIP FOR MOTOR VEHICLES 400 U STATES	CWT 426 426	 3771 3771	 2985 2985	 23615 23615	5151
WROUGHT OR PUDDLED IRON BILLET	CWT				5152
HOOP STRIP BESSEMER FOR HINGES 400 U STATES	CWT		2865 2865	12110 12110	5153
PLATES 78 INCHES AND OVER 400 U STATES	CWT 2272 2272	 10198 10198	 20445 20445	 98398 98398	5154
SHEETS COATED LEAD AND TIN 400 U STATES	CWT 6557 6557	 55903 55903	 78298 78298	 665347 665347	5157
ANGLES BEAMS 35 LBS OR OVER 100 U KINGDOM 306 BELGIUM 327 FRANCE 335 GERMANY W 359 NORWAY 400 U STATES	CWT 17196 101314 31676 8371 525488 684045	 115308 664433 180745 52134 3060054 4072674	 271069 975543 349688 137893 4599024 6339785	 1549932 6462525 2190460 913139 27394314 38557800	5161
ANGLES BEAMS N O P 100 U KINGDOM 305 AUSTRIA 306 BELGIUM 312 CHILE 327 FRANCE 335 GERMANY W 359 NORWAY 375 SWEDEN 400 U STATES	CWT 3065 39321 12991 56 93175 148609	 18271 223493 72400 1394 616943 932501	 76099 339 1182000 4305 414572 20183 36547 164 1208278 2942487	 460661 2092 6737249 22643 2236563 104733 2170666 6990 7880552 17668549	5162
ANGLES DRILLED 100 U KINGDOM 306 BELGIUM 335 GERMANY W 344 ITALY 400 U STATES	CWT 31681 304 30256 2371 64612	 338313 2271 273038 39378 653000	 179627 2451 43725 46570 273334	 1849977 17024 12304 408486 2780568	5163
BEAMS UNDER 5 1 HALF LB PER YD 306 BELGIUM 400 U STATES	CWT 17274 17274	 112176 112176	 1051 103523 104574	 6903 655806 662709	5164
MASTS ANGLES PLATES FOR SHIPS 100 U KINGDOM 234 AUSTRALIA 305 AUSTRIA 306 BELGIUM 312 CHILE 335 GERMANY W 347 JAPAN 400 U STATES	CWT 7089 8003 551 108591 124234	 58762 86126 4461 649090 798439	 41053 1220 11458 16907 6524 20563 69560 718407 885692	 301340 9628 119823 156520 43953 181634 565244 4362592 5740734	5165
SASH OR CASEMENT SECTIONS 100 U KINGDOM 306 BELGIUM 400 U STATES	CWT 226 3706 3932	 1331 39496 40827	 8431 1291 41453 51175	 53183 9295 409237 471715	5166
SHAPES 35 LBS PER YARD OR OVER 100 U KINGDOM 306 BELGIUM 327 FRANCE 335 GERMANY W 359 NORWAY 400 U STATES	CWT 3429 10616 558 29236 43839	 23438 61412 2884 189036 276770	 22278 131052 20233 2162 37476 188769 401970	 145439 795980 126980 13488 238158 1211303 2531348	5167
PIPE CAST 5 CTS PER LB OR LESS 100 U KINGDOM 335 GERMANY W 400 U STATES	CWT 35321 140 35461	 139912 387 140299	 395560 141 395878	 1535259 659 1536387	5181
PIPE CAST N O P 100 U KINGDOM 335 GERMANY W 381 ALASKA 400 U STATES	CWT 5398 343 5741	 32361 7840 40201	 33146 1121 47592	 203365 8574 540621	5182
PIPE TUBES FOR BOILERS 100 U KINGDOM 335 GERMANY W 375 SWEDEN 376 SWITZRLND 400 U STATES	CWT 9274 3088 94 6872 19328	 126366 39619 1408 164630 332023	 60910 5263 598 5394 108623 180788	 790760 59403 37727 50083 2542649 3480622	5183
PIPE WRDUGHT 2 ONE HALF INCHES 100 U KINGDOM 335 GERMANY W 400 U STATES	CWT 255 255	 4867 4867	 654 102 3152	 4777 3303 45230	5185
PIPE SEAMLESS 5 CTS PER LB N O P 100 U KINGDOM 335 GERMANY W 375 SWEDEN 400 U STATES	CWT 2895 970 13933 17798	 61074 21447 367430 449951	 32253 121 159355 199122	 827801 2025 3887754 4915605	5186

IMPORTS INTO CANADA FOR CONSUMPTION

Articles and Countries from which Imported	MONTH OF SEPTEMBER 1957		NINE MONTHS ENDED SEPTEMBER 1957		Class Number	
	Quantities	Values (\$)	Quantities	Values (\$)		
PIPE WROUGHT OVER 10 1 HALF IN	CWT				5187	
100 U KINGDOM	102567	725874	1631812	10585358		
335 GERMANY W			941	18487		
344 ITALY			147	3797		
400 U STATES	663607	5829029	5920213	50333015		
	766174	6554903	7553113	60940657		
PIPE WROUGHT LESS 10 1 HALF IN	CWT				5188	
100 U KINGDOM	18126	137737	234490	1930554		
224 JAMAICA			15	783		
234 AUSTRALIA			11446	101923		
306 BELGIUM	1170	8433	5890	47012		
327 FRANCE			6235	42513		
335 GERMANY W	347	3172	15142	186279		
347 JAPAN			6612	55002		
375 SWEDEN			2	189		
400 U STATES	32260	437719	391818	4945692		
	51903	587061	671650	7309947		
TUBES WROUGHT COATED HALF INCH	CWT				5190	
100 U KINGDOM			33	2162		
400 U STATES	554	23761	5390	247030		
	554	23761	5423	249192		
PIPE WROUGHT N O P	CWT				5191	
100 U KINGDOM			657	20256		
305 AUSTRIA			1305	15750		
306 BELGIUM	290	2163	2856	25153		
335 GERMANY W	24	2806	1279	14376		
376 SWITZRLND	1	71	19	964		
381 ALASKA	110	225	110	225		
400 U STATES	7947	102892	292963	2115408		
	8372	108157	299189	2192132		
PIPE FITTINGS COUPLINGS N O P					5192	
100 U KINGDOM		25051		316367		
305 AUSTRIA				214		
335 GERMANY W		1250		67104		
344 ITALY				331		
347 JAPAN		13795		136210		
400 U STATES		581432		5481086		
		621528		6001312		
PIPE SEAMLESS COLD OR POLISHEO	CWT				5193	
100 U KINGDOM	15	1591	565	28626		
400 U STATES	25	825	198	19279		
	40	2416	763	47905		
TUBING STEEL FOR FISHING ROOS	CWT				5194	
CASING GAS WATER OR OIL WELL	CWT				5195	
100 U KINGDOM	54291	466861	405858	3727196		
234 AUSTRALIA			9362	72922		
306 BELGIUM			42705	450603		
317 CZECHO S			41831	488241		
327 FRANCE	14041	153490	100920	1075770		
335 GERMANY W	26202	308871	196334	2135874		
344 ITALY	942	11752	152588	1421978		
347 JAPAN	13350	124094	549572	5686921		
354 NETHRLNDS	7175	71475	11266	121935		
381 ALASKA			20000	191000		
388 YUGO SLAV	4592	44101	4592	44101		
400 U STATES	178035	1895631	1762160	18525209		
	298628	3076275	3297188	33941750		
PIPE FITTINGS WELDING TYPE						5196
100 U KINGDOM		56012		446921		
335 GERMANY W		52665		219048		
347 JAPAN				14083		
400 U STATES		238483		2699656		
		347160		3379708		
PIPE FOR WELOING TYPE FITTINGS	CWT				5197	
400 U STATES	3805	98504	32813	835322		
	3805	98504	32813	835322		
WIRE BARBED FENCING	CWT				5201	
100 U KINGDOM	1172	10480	51918	415849		
306 BELGIUM			8375	56415		
327 FRANCE			1540	9384		
335 GERMANY W			17603	116188		
400 U STATES	39	270	259	1648		
	1211	10750	79695	599484		
WIRE FLAT QUARTER INCH OR LESS	CWT				5203	
100 U KINGDOM	34	783	1100	14361		
306 BELGIUM			101	1396		
335 GERMANY W			265	1806		
400 U STATES	287	5914	3325	62378		
	321	6697	4791	79941		
WIRE ZINC COATED	CWT				5204	
100 U KINGDOM	4256	30768	30820	265259		
306 BELGIUM	1199	9194	5518	42330		
327 FRANCE			982	6094		
335 GERMANY W	578	5934	2072	19782		
400 U STATES	1281	22398	18876	347740		
	7314	68294	58268	681205		
WIRE COATED NOP OR COVEREO	CWT				5205	
100 U KINGDOM	73	1702	1712	49670		
306 BELGIUM	181	2903	181	2903		
335 GERMANY W			478	7203		
347 JAPAN			15	351		
400 U STATES	1037	24211	5773	233428		
	1291	28816	8159	293555		
WIRE ROPE FOR RIGGING SHIPS	CWT				5206	
347 JAPAN			97	2483		

IMPORTS INTO CANADA FOR CONSUMPTION

Articles and Countries from which Imported	MONTH OF SEPTEMBER 1957		NINE MONTHS ENDED SEPTEMBER 1957		Class Number
	Quantities	Values (\$)	Quantities	Values (\$)	
400 U STATES	29	356	29	356	
WIRE ROPE CABLE NOP IRON STEEL	29	356	126	2839	5207
100 U KINGDOM	CWT 3504	64434	26385	549753	
306 BELGIUM	291	4067	2851	37846	
318 DENMARK	58	2615	142	6578	
335 GERMANY W	2480	41978	12704	206307	
347 JAPAN			760	7963	
354 NETHRLNDS	73	1244	5979	105079	
359 NORWAY			264	5415	
375 SWEDEN	120	2606	444	10120	
400 U STATES	1266	51198	12848	501240	
WIRE STEEL FOR UPHOL SPRINGS	CWT 7792	168142	62377	1430283	5208
400 U STATES	484	5792	5936	60130	
WIRE STEEL FOR CORSET STEELS	484	5792	5936	60130	5209
100 U KINGDOM	CWT 30	837	540	19941	
335 GERMANY W			40	1052	
400 U STATES	129	7825	919	51606	
WIRE STEEL FOR MFR WIRE ROPE	159	8662	1499	72599	5210
100 U KINGDOM	CWT 20822	235162	247899	2806690	
306 BELGIUM			550	7768	
335 GERMANY W	2733	28422	15945	168301	
347 JAPAN			1003	13493	
354 NETHRLNDS			400	3569	
359 NORWAY			602	6340	
400 U STATES	937	15187	30021	448545	
WIRE ROPE STEEL COMML FISHING	24492	278771	296420	3454706	5211
100 U KINGDOM		6395		164451	
306 BELGIUM		249		4935	
318 DENMARK		1357		4069	
347 JAPAN				4060	
359 NORWAY				557	
400 U STATES				7508	
WIRE STEEL FOR CARD CLOTHING		8001		185580	5212
100 U KINGDOM	CWT		51	1885	
WIRE ROPE CABLE STEEL USED			51	1885	5213
100 U KINGDOM	CWT		1281	2618	
400 U STATES	1761	6347	21514	85596	
WIRE OF IRON OR STEEL N O P	1761	6347	22795	88214	5214
100 U KINGDOM	CWT 4087	26419	29436	262241	
306 BELGIUM	1329	8078	11457	88434	
312 CHILE			1200	10354	
318 DENMARK	17	421	1550	20540	
327 FRANCE			6715	35227	
335 GERMANY W	72	1222	4907	34801	
344 ITALY			401	5103	
347 JAPAN			1	78	
354 NETHRLNDS			100	6110	
375 SWEDEN	77	2447	752	29246	
400 U STATES	5075	92219	67365	1206665	
WIRE FENCING NOT LESS O80 INCH	10657	130806	123884	1698799	5215
100 U KINGDOM				97264	
335 GERMANY W		3069		47035	
400 U STATES				20943	
WIRE FENCING WOVEN N O P		3069		165242	5216
100 U KINGDOM				6911	
305 AUSTRIA				25997	
306 BELGIUM				171	
335 GERMANY W				9007	
400 U STATES		875		28283	
WIRE NETTING FOR FUR FARMS		875		70369	5217
100 U KINGDOM				4330	
306 BELGIUM				9852	
400 U STATES		1442		31461	
WIRE SCREENS DOORS WINDOWS		1442		45643	5218
100 U KINGDOM		8992		84016	
335 GERMANY W				291	
400 U STATES		17375		82900	
WIRE MESH IN ACETATE FILM		26367		167207	5219
100 U KINGDOM		1346		18305	
400 U STATES		1623		10835	
WIRE CLOTH OR SCREEN OF IRON		2969		29140	5220
100 U KINGDOM				4794	
327 FRANCE				1796	
335 GERMANY W		433		29936	
347 JAPAN				187129	
354 NETHRLNDS		1510		8446	
400 U STATES		16687		248678	
WIRE NETTING OF IRON OR STEEL		18630		480779	5221
100 U KINGDOM				65796	
305 AUSTRIA				670	
306 BELGIUM				23781	

IMPORTS INTO CANADA FOR CONSUMPTION

Articles and Countries from which Imported	MONTH OF SEPTEMBER 1957		NINE MONTHS ENDED SEPTEMBER 1957		Class Number
	Quantities	Values (\$)	Quantities	Values (\$)	
335 GERMANY W		2815		24736	
347 JAPAN				766	
400 U STATES		6964		54473	
		9779		170222	
WIRE RUSTPROOF FOR FISHING					5222
100 U KINGDOM				1020	
347 JAPAN				353	
400 U STATES		334		14571	
		334		15944	
WIRE ROPE FOR WELL DRILLING					5223
100 U KINGDOM				40368	
335 GERMANY W				10194	
354 NETHRLNDS				14833	
400 U STATES				40145	
				105540	
WELDED WIRE FABRIC REINFORCING	CWT				5224
100 U KINGDOM	4	418	4074	41214	
306 BELGIUM			5482	35426	
400 U STATES			14019	185346	
	1058	14693			
	1062	15111	23575	261986	
CABLE CHAIN FOR SHIPS	CWT				5231
100 U KINGDOM	97	1768	5716	78737	
400 U STATES			2771	32552	
	97	1768	8487	111289	
COIL CHAIN 9 EIGHTHS AND OVER	CWT				5232
100 U KINGDOM	110	3804	10381	79350	
354 NETHRLNDS			9	50	
400 U STATES	255	9169	3322	94854	
	365	12973	13712	174254	
COIL CHAIN UNDER 9 EIGHTHS IN	CWT				5233
100 U KINGDOM	211	5011	3903	64533	
306 BELGIUM			502	6180	
335 GERMANY W	219	3175	3748	41664	
347 JAPAN			10	135	
354 NETHRLNDS			113	914	
400 U STATES	426	12998	3862	118652	
	656	21184	12138	232078	
SPROCKET CHAIN FOR AGRIC IMPL					5234
100 U KINGDOM				3580	
335 GERMANY W				292932	
400 U STATES				538880	
		6826		835392	
		6826			
SILENT CHAIN ROLLER CHAIN					5235
100 U KINGDOM		43984		373142	
305 AUSTRIA		1121		3056	
317 CZECHO S				962	
335 GERMANY W		7251		104811	
347 JAPAN		6098		54378	
400 U STATES		169553		1221210	
		228007		1757559	
CHAINS N O P					5236
100 U KINGDOM		5528		106987	
327 FRANCE				192	
335 GERMANY W		3287		16928	
344 ITALY				469	
347 JAPAN		117		218	
354 NETHRLNDS		88		88	
381 ALASKA				290	
400 U STATES		61945		782771	
		70965		907943	
DIESEL ENGINE PARTS N O P					5240
100 U KINGDOM		54923		1022887	
234 AUSTRALIA				67	
305 AUSTRIA				644	
318 DENMARK				14118	
327 FRANCE				6781	
334 ST PIERRE				200	
335 GERMANY W		3415		37344	
344 ITALY				6024	
354 NETHRLNDS		6474		21217	
359 NORWAY				1233	
375 SWEDEN		1213		26158	
376 SWITZRLND		611		20966	
381 ALASKA		128		428	
400 U STATES		1061735		11683404	
		1128499		12841471	
AUTOMOBILE ENGINES AND PARTS	NO				5242
100 U KINGDOM	4	15278	53	303141	
335 GERMANY W		1547	135	195753	
400 U STATES	380	954226	7371	8652344	
	384	971051	7559	9151238	
ENGINES GAS MARINE AND PARTS	NO				5244
100 U KINGDOM	1	1755	45	58537	
335 GERMANY W				773	
354 NETHRLNDS				508	
359 NORWAY				827	
400 U STATES	19	28882	703	821415	
	20	30637	748	882060	
ENGINES MOTOR TRUCK AND PARTS	NO				5245
100 U KINGDOM	22	32932	257	557958	
335 GERMANY W			190	41169	
400 U STATES	490	442549	7790	7942597	
	512	475481	8237	8541724	
ENGINES FISHING BOAT AND PARTS	ND				5246
100 U KINGDOM			10	3240	
381 ALASKA			2	985	

IMPORTS INTO CANADA FOR CONSUMPTION

Articles and Countries from which Imported	MONTH OF SEPTEMBER 1957		NINE MONTHS ENDED SEPTEMBER 1957		Class Number
	Quantities	Values (\$)	Quantities	Values (\$)	
400 U STATES	1	1583	135	87828	
PARTS OF AIRCRAFT ENGINES	1	1583	147	92053	5248
100 U KINGDOM		583653		4545287	
218 MALAYA				498	
354 NETHRLNDS		157		157	
381 ALASKA				192	
400 U STATES		929350		12971707	
ENGINES UP TO 1 AND 1 HALF H P		1513160		17517841	
NO					5251
100 U KINGDOM	5	53	11	188	
400 U STATES	812	4075	3721	87532	
ENGINES GAS N O P AND PARTS	817	4128	3732	87720	
NO					5252
100 U KINGDOM	1	2711	52	63391	
305 AUSTRIA			1	480	
306 BELGIUM				186	
327 FRANCE			1	134	
335 GERMANY W		22994	1	176754	
347 JAPAN				152	
376 SWITZRLND		466691	3	765757	
400 U STATES	3362	1572440	91263	12182058	
ENGINES STEAM N O P AND PARTS	3365	2064836	91321	13188912	
NO					5253
100 U KINGDOM		1305	2	119281	
335 GERMANY W			2	293539	
354 NETHRLNDS				610	
376 SWITZRLND		879		5747	
400 U STATES	21	632796	186	1549208	
FIRE ENGINES MACHINES AND PTS	21	634980	190	1968385	
NO					5254
100 U KINGDOM			20	91264	
335 GERMANY W			3	2006	
400 U STATES	23	48526	286	452295	
LOCOMOTIVES RAILWAY N O P	23	48526	309	545565	
NO					5255
400 U STATES			13	99578	
LOCOMOTIVE CHASSIS TOPS WHEELS			13	99578	
NO					5256
100 U KINGDOM				33326	
400 U STATES		268205		3227908	
LOCOMOTIVES SAWMILL MINING		268205		3261234	
NO					5257
100 U KINGDOM	1	26341	36	373473	
335 GERMANY W		50		106	
400 U STATES	10	253698	126	2536267	
ENGINES AIRCRAFT UP TO 200 HP	11	280089	162	2909846	
NO					5258
400 U STATES	25	26798	276	259836	
ENGINES AIRCRAFT 201 TO 500 HP	25	26798	276	259836	
NO					5259
100 U KINGDOM			3	16045	
381 ALASKA			1	2688	
400 U STATES	13	29489	197	552120	
ENGINES AIRCRAFT 501 TO 1000HP	13	29489	201	570853	
NO					5260
100 U KINGDOM	4	5314	4	5314	
400 U STATES	1	669	73	326457	
ENGINES AIRCRAFT OVER 1000 HP	5	5983	77	331771	
NO					5261
100 U KINGDOM	2	7570	62	1896390	
218 MALAYA			1	26667	
318 DENMARK			1	18730	
400 U STATES	34	706908	286	7196468	
ENGINES MARINE DIESEL	36	714478	350	9138255	
NO					5265
100 U KINGDOM	13	8983	220	286596	
318 DENMARK	1	1839	5	91485	
335 GERMANY W	1	460	14	98832	
375 SWEDEN	5	7916	26	39399	
381 ALASKA			1	1000	
400 U STATES	32	336843	407	2583034	
ENGINES MOTOR VEHICLE DIESEL	52	356041	673	3100346	
NO					5266
100 U KINGDOM			91	119922	
335 GERMANY W			7	7539	
400 U STATES	15	35865	267	604347	
ENGINES LDCOMDTIVE DIESEL	15	35865	365	731808	
NO					5267
400 U STATES	27	703304	280	7728291	
ENGINES DIESEL SEMI DIESEL NOP	27	703304	280	7728291	
NO					5268
100 U KINGDOM	90	87524	1428	1389431	
327 FRANCE			1	2299	
335 GERMANY W	5	3934	21	59545	
400 U STATES	93	311707	1439	7622486	
POWER BOILERS	188	403165	2889	9080761	
NO					5274
100 U KINGDOM				22452	
305 AUSTRIA				1828	
400 U STATES		295145		1666321	
POWER BOILER PARTS		295145		1690601	
NO					5275
100 U KINGDOM		6717		22757	
305 AUSTRIA				500	
376 SWITZRLND				8777	

IMPORTS INTO CANADA FOR CONSUMPTION

Articles and Countries from which Imported	MONTH OF SEPTEMBER 1957		NINE MONTHS ENDED SEPTEMBER 1957		Class Number
	Quantities	Values (\$)	Quantities	Values (\$)	
400 U STATES		55006		1179445	
OUTBOARD MOTORS		61723		1211479	
100 U KINGDOM	NO		280	21543	5280
305 AUSTRIA	25	1901	1	257	
335 GERMANY W			4	979	
381 ALASKA	1	450	1	450	
400 U STATES	162	35572	9467	1826275	
OUTBOARD MOTOR PARTS	188	37923	9753	1849504	
400 U STATES		393726		3098769	5283
CREAM SEPARATOR PARTS		393726		3098769	
100 U KINGDOM				113	5290
318 DENMARK		1980		5694	
326 FINLAND				9553	
335 GERMANY W		2646		5089	
375 SWEDEN		2623		21322	
400 U STATES		9101		70537	
CREAM SEPARATORS		16350		112308	
318 DENMARK	NO		10	15190	5292
326 FINLAND	2	5238	14	23353	
335 GERMANY W	154	20128	1167	118909	
375 SWEDEN	127	10967	4384	346407	
400 U STATES	6	7675	1858	478513	
MILK CLARIFIERS AND PARTS	289	44008	7433	982372	
375 SWEDEN				7673	5293
400 U STATES		2252		28706	
MILKING MACHINES AND PARTS		2252		36379	
100 U KINGDOM				2088	5294
375 SWEDEN		113		879	
400 U STATES		125277		1537529	
PASTEURIZERS DAIRY AND PARTS		125390		1540496	
100 U KINGDOM	NO		10	58497	5295
335 GERMANY W		2456		120	
375 SWEDEN		5932		36129	
400 U STATES	11	5608	324	244266	
POWER DAIRY MACHINERY	11	13996	334	339012	
100 U KINGDOM		16417		64244	5296
318 DENMARK				1750	
327 FRANCE				35684	
335 GERMANY W				14133	
375 SWEDEN		10608		46024	
376 SWITZRLND				8485	
400 U STATES		98252		1906027	
FORKS PRONGED		125277		2076347	
100 U KINGDOM	DOZ		82	1092	5301
335 GERMANY W			2029	15574	
347 JAPAN	15	190	359	4418	
375 SWEDEN			50	758	
400 U STATES	23	567	1409	30871	
HARVESTERS AND PARTS	38	757	3929	52713	
100 U KINGDOM	NO			2044	5302
335 GERMANY W				1530	
400 U STATES	78	61043	2040	3167812	
HAY LOADERS AND PARTS	78	61043	2040	3171386	
400 U STATES	NO				5303
HAY TEDDERS AND PARTS	4	1040	452	89620	
400 U STATES	4	1040	452	89620	
MOWING MACHINES AND PARTS	NO				5304
100 U KINGDOM		73	19	7108	
335 GERMANY W	2	511	10	1992	
400 U STATES	221	77739	7895	2178480	
POTATO DIGGERS PLANTERS PARTS	223	78323	7924	2187580	
100 U KINGDOM	NO		4	1628	5306
335 GERMANY W	20	2240	20	2240	
400 U STATES	104	70296	887	477115	
RAKES HORSE OR POWER AND PARTS	124	72536	911	480983	
100 U KINGDOM	NO			1077	5307
400 U STATES	113	32821	9919	2676957	
RAKES N O P	113	32821	9919	2678034	
100 U KINGDOM	DOZ		274	1329	5308
335 GERMANY W			1581	7176	
347 JAPAN	100	88	7241	13049	
400 U STATES	33	1283	14493	112303	
SCYTHES	133	1371	23589	133657	
100 U KINGDOM	DOZ		480	6043	5310
305 AUSTRIA			945	16905	
375 SWEDEN			17	242	
400 U STATES			1362	17818	
			2804	41008	

IMPORTS INTO CANADA FOR CONSUMPTION

Articles and Countries from which Imported	MONTH OF SEPTEMBER 1957		NINE MONTHS ENDED SEPTEMBER 1957		Class Number
	Quantities	Values (\$)	Quantities	Values (\$)	
SICKLES OR REAPING HOOKS	DOZ				5311
100 U KINGDOM	6	74	103	563	
400 U STATES	6	140	889	6656	
	12	214	992	7219	
CULTIVATORS SCUFFLERS AND PTS					5321
100 U KINGDOM		1188		23029	
335 GERMANY W		89		4094	
347 JAPAN				1884	
375 SWEDEN				925	
376 SWITZRLND				590	
400 U STATES		101380		3120624	
		102657		3151146	
DRILLS SEED SEEDERS AND PARTS					5322
100 U KINGDOM		718		3516	
400 U STATES		31741		1201964	
		32459		1205480	
HARROWS DISC AND PARTS					5323
100 U KINGDOM				348	
400 U STATES		29819		702358	
		29819		702706	
HARROWS AND PARTS N O P					5324
100 U KINGDOM				25303	
400 U STATES		13250		474399	
		13250		499702	
HOES	DOZ				5325
100 U KINGDOM			82	421	
335 GERMANY W			6	92	
347 JAPAN			179	1339	
354 NETHRLNDS			23	583	
400 U STATES			1898	21239	
			2188	23674	
PLOUGHS DISC AND PARTS					5326
100 U KINGDOM				8605	
400 U STATES		54615		560278	
		54615		568883	
PLOUGHS AND PARTS N O P					5327
100 U KINGDOM				75382	
400 U STATES		112440		1429737	
		112440		1505119	
ROLLERS FARM OR LAWN AND PARTS	NO				5328
400 U STATES	14	1834	2298	63484	
	14	1834	2298	63484	
FANNING MILL PEAVINERS AND PTS	NO				5331
400 U STATES	169	153626	583	674640	
	169	153626	583	674640	
HARVESTER COMBINES AND PARTS	NO				5332
100 U KINGDOM				23034	
335 GERMANY W				9407	
400 U STATES	109	414266	2607	14331419	
	109	414266	2607	14363860	
THRESHING MACHINE SEPARATORS	NO				5333
400 U STATES	11	2810	70	28567	
	11	2810	70	28567	
THRESHING MACHINE PARTS					5334
400 U STATES		8605		316115	
		8605		316115	
ELECT GENERATORS FARM AND PTS					5342
100 U KINGDOM				5520	
400 U STATES		2574		23153	
		2574		28673	
FODDER FEED CUTTERS AND PARTS	NO				5343
318 DENMARK			14	2082	
400 U STATES	79	38994	276	196845	
	79	38994	290	198927	
FRUIT VEGETABLE GRADING MACH					5344
100 U KINGDOM				1581	
335 GERMANY W		6728		8299	
354 NETHRLNDS		183		266	
400 U STATES		77565		431177	
		84476		441323	
GRAIN HAY GRINDERS AND PARTS	NO				5345
400 U STATES	250	53553	999	273368	
	250	53553	999	273368	
HAY PRESSES AND PARTS	NO				5346
100 U KINGDOM				109136	
335 GERMANY W		287	500	216972	
400 U STATES	349	426170	7841	9968363	
	349	426457	8341	10294471	
MANURE SPREADERS AND PARTS	NO				5350
318 DENMARK			1	112	
400 U STATES	779	245797	5098	1624146	
	779	245797	5099	1624258	
POST HOLE DIGGERS AND PARTS	NO				5352
335 GERMANY W			2	321	
400 U STATES	91	5739	3850	121174	
	91	5739	3852	121495	
SPADES AND SHOVELS N O P	DOZ				5353
100 U KINGDOM	50	647	4737	52552	
231 HONG KONG			25	69	
335 GERMANY W	5	165	65	1096	
347 JAPAN	50	543	1955	20804	
400 U STATES	80	1270	1650	26287	
	185	2625	8432	100808	
SPRAYING AND DUSTING MACHINES					5354
100 U KINGDOM		365		15452	
327 FRANCE				2452	

IMPORTS INTO CANADA FOR CONSUMPTION

Articles and Countries from which Imported	MONTH OF SEPTEMBER 1957		NINE MONTHS ENDED SEPTEMBER 1957		Class Number	
	Quantities	Values (\$)	Quantities	Values (\$)		
335 GERMANY W		552		1 20 34		
347 JAPAN				6 4		
400 U STATES		2 45 01		1 61 51 12		
STUMPING MACHINES AND PARTS	NO	2 54 18		1 64 51 14	5 355	
TRACTION DITCHING MACH AND PTS	NO				5 356	
100 U KINGDOM				4 21		
400 U STATES	15	1 30 07 1	116	1 38 12 77		
TRACTORS INTERNAL COMBUSTION	15	1 30 07 1	116	1 38 16 98		
100 U KINGDOM	NO				5 357	
234 AUSTRALIA	89	1 17 21 5	2 54 3	4 11 74 44		
335 GERMANY W			1	40 33		
381 ALASKA	5	1 10 8 6	79	1 80 76 4		
400 U STATES			5	3 14 1 4		
TRACTOR PARTS AND ACCESSORIES	8 14	2 68 38 90	2 44 70	70 30 82 52		
100 U KINGDOM	908	2 81 21 91	2 70 93	7 46 41 90 7	5 358	
327 FRANCE		6 33 42		6 14 34 3		
335 GERMANY W		7 55 9		8 85		
347 JAPAN				6 41 72		
354 NETHRLNDS				3 26 93		
376 SWITZRLND				5 66		
381 ALASKA		5 97		1 85		
400 U STATES		3 24 75 56		3 58 85		
WINDMILLS AND PARTS		3 31 90 54		3 47 59 8 9		
400 U STATES				3 55 08 59 8	5 361	
PRUNING HOOKS SHEARS DEHORNERS					5 362	
100 U KINGDOM				2 46		
335 GERMANY W		203		4 60 6		
344 ITALY				1 48 65		
376 SWITZRLND				6 44 4		
400 U STATES		2 58 0		1 99 91		
AGRIC IMPLEMENTS		2 78 3		1 24		
NOP AND PARTS				7 97 1 4	5 363	
100 U KINGDOM		1 90 2		1 21 1 38		
306 RELGIUM				10 43 10		
318 DENMARK		5 86		8 59		
335 GERMANY W		30 47		2 000		
347 JAPAN				4 88 41		
354 NETHRLNDS				4 10 05		
375 SWEDEN				52		
376 SWITZRLND		8 92		3 67 5		
400 U STATES		9 68 91 9		8 92		
KNIVES AND FORKS		9 75 34 6		10 49 58 15		
TABLE				10 69 74 49	5 371	
100 U KINGDOM		2 00 77		1 49 0 41		
215 INDIA		2 75 3		3 20 3		
305 AUSTRIA		1 25		3 56 9		
318 DENMARK		1 13 3		5 87 2		
327 FRANCE				1 07 7 3		
335 GERMANY W		6 28 7		6 68 0 1		
344 ITALY		2 77		3 82 0		
347 JAPAN		6 90 2 9		4 88 6 5 9		
354 NETHRLNDS		50		2 54 7 9		
359 NORWAY		51		51		
375 SWEDEN		1 29 8		4 62 6		
376 SWITZRLND				7 33		
400 U STATES		2 23 8 6		1 20 1 61		
POCKET KNIVES		1 23 46 6		8 82 7 8 8	5 372	
100 U KINGDOM		8 14 8		1 16 30 8		
327 FRANCE				1 95 3		
335 GERMANY W		1 28 4 9		1 60 61 0		
344 ITALY		7 06		4 89 5		
347 JAPAN		2 65 6		2 97 6 7		
354 NETHRLNDS				4 68		
372 SPAIN				1 77		
375 SWEDEN				1 47 8		
376 SWITZRLND		1 87		2 56 0		
400 U STATES		6 44 9		7 76 4 0		
RAZORS N O P AND PARTS		3 09 95		3 95 8 5 6	5 373	
100 U KINGDOM		3 56 8		2 81 2 4		
305 AUSTRIA		1 11		3 49		
327 FRANCE				1 06		
335 GERMANY W		1 24 6		1 32 8 6		
375 SWEDEN				2 35		
400 U STATES		1 58 8		1 47 6 7 5		
SAFETY RAZOR BLADES		6 51 3		1 89 7 7 5	5 374	
100 U KINGDOM	DOZ	4 54 20	8 355	1 59 90 2		
318 DENMARK				5 60 6 3		
335 GERMANY W	3 58 32	1 56 3	3 33 5 4 6	1 56 9 7		
360 ISRAEL			5 00 0 0	1 46 4		
375 SWEDEN			9 17	1 43		
389 IRELAND			1 6 6 6 6	6 91		
400 U STATES	10 60 4 4	9 11 1	10 34 2 8 4	8 13 6 6		
SCISSORS AND SHEARS N O P		1 87 2 9 6	1 90 2 9	1 65 1 3 7 8	1 27 6 4 2	5 375
100 U KINGDOM		8 84 3		10 88 3 9		
216 PAKISTAN		1 53 2		30 22		
318 DENMARK				113		

IMPORTS INTO CANADA FOR CONSUMPTION

Articles and Countries from which Imported	MONTH OF SEPTEMBER 1957		NINE MONTHS ENDED SEPTEMBER 1957		Class Number
	Quantities	Values (\$)	Quantities	Values (\$)	
327 FRANCE		583		1472	
335 GERMANY W		32310		386834	
344 ITALY		2664		21826	
347 JAPAN		3036		26344	
354 NETHRLNDS		63		327	
400 U STATES		31279		325999	
		82310		874776	
OTHER KNIVES N O P					5376
100 U KINGDOM		8903		70040	
215 INDIA				302	
231 HONG KONG				223	
318 DENMARK				454	
326 FINLAND				180	
327 FRANCE				2783	
335 GERMANY W		20437		114489	
344 ITALY		324		2535	
347 JAPAN		4413		31284	
352 MEXICO				312	
359 NORWAY				245	
360 ISRAEL				600	
372 SPAIN				455	
375 SWEDEN		463		13550	
376 SWITZRLNO				609	
400 U STATES		17978		90966	
		52518		329027	
SPOONS					5377
100 U KINGDOM		392		11889	
305 AUSTRIA		120		2294	
318 DENMARK		586		2790	
335 GERMANY W		2543		13992	
344 ITALY		64		4486	
347 JAPAN		13134		194393	
354 NETHRLNDS				8672	
375 SWEDEN		882		5047	
400 U STATES		16620		71302	
		34341		314865	
KNIVES BUTCHER AND KITCHEN					5378
100 U KINGDOM		9806		93467	
231 HONG KONG		67		438	
318 DENMARK		1261		1261	
327 FRANCE		3337		21848	
335 GERMANY W		5692		65351	
344 ITALY				428	
347 JAPAN		51		4725	
354 NETHRLNDS				105	
375 SWEDEN		307		1002	
376 SWITZRLND		252		2250	
400 U STATES		10657		105135	
		31430		296010	
HINGES AND BUTTS					5381
100 U KINGDOM	LB	25614	4510	303064	63037
306 BELGIUM				62896	14924
327 FRANCE				1232	361
335 GERMANY W		18076	4412	367138	85364
344 ITALY		400	840	702	1198
347 JAPAN		22921	5161	245592	55317
354 NETHRLNDS				2260	721
375 SWEDEN		8906	3073	59647	17759
400 U STATES		85925	52815	695826	451572
		161842	70811	1738357	690253
CUT NAILS					5391
100 U KINGDOM	CWT			515	4204
375 SWEDEN		20	702	20	702
400 U STATES		212	10049	2301	72977
		232	10751	2836	77883
RAILWAY SPIKES AND SPIKES NOP					5392
100 U KINGDOM	CWT			57	489
400 U STATES		65	690	829	8832
		65	690	886	9321
TACKS ALL KINDS N O P					5393
100 U KINGDOM	LB			11727	2868
335 GERMANY W				10826	3620
400 U STATES		2569	1402	14957	8142
		2569	1402	37510	14630
WIRE NAILS OVER ONE INCH					5394
100 U KINGDOM	CWT	23901	170422	162823	1135529
305 AUSTRIA				320	2065
306 BELGIUM				3310	23695
317 CZECHOS				8000	56272
335 GERMANY W		100	731	4576	34537
347 JAPAN		1105	11929	7218	79024
354 NETHRLNDS		475	3650	1227	8218
375 SWEDEN				1500	23587
376 SWITZRLND				9	1797
400 U STATES		1115	18095	15323	223194
		26696	204827	204306	1587918
NAILS AND BRAOS N O P					5395
100 U KINGDOM	LB	2435	756	49189	11282
335 GERMANY W		3175	1250	16228	6132
375 SWEDEN		1900	414	7600	1867
376 SWITZRLNO		24	79	24	79
400 U STATES		25900	8880	186088	61778
		33434	11379	259129	81138
HAND SEWING NEEDLES					5400
100 U KINGDOM			5121		32885
231 HONG KONG			102		224

IMPORTS INTO CANADA FOR CONSUMPTION

103

Articles and Countries from which Imported	MONTH OF SEPTEMBER 1957		NINE MONTHS ENDED SEPTEMBER 1957		Class Number
	Quantities	Values (\$)	Quantities	Values (\$)	
335 GERMANY W				3170	
347 JAPAN		993		2397	
400 U STATES		886		4656	
		7102		43332	
SPRING BEARD AND LATCH NEEDLES	M				5401
100 U KINGDOM	120	4859	706	31241	
317 CZECHO S	30	232	45	757	
327 FRANCE			55	2349	
335 GERMANY W	17	673	148	3709	
376 SWITZRLND	7	642	54	4044	
400 U STATES	134	6754	1810	78959	
	308	13160	2818	121059	
NEEDLES N O P					5402
100 U KINGDOM		11520		142613	
231 HONG KONG				706	
306 BELGIUM				12211	
317 CZECHO S				1978	
327 FRANCE				639	
335 GERMANY W		5045		64398	
344 ITALY		3937		12472	
347 JAPAN				5084	
354 NETHRLNDS		1402		4930	
376 SWITZRLND		148		3203	
400 U STATES		14112		232164	
		36164		480398	
PINS N O P	LB				5403
100 U KINGDOM	22228	16801	270174	188134	
317 CZECHO S			2351	550	
327 FRANCE	23	194	335	998	
335 GERMANY W	3236	2193	17688	11294	
344 ITALY			20	80	
347 JAPAN	490	689	2070	2220	
376 SWITZRLND			25	58	
400 U STATES	3846	6478	51152	63029	
	29823	26355	343815	266363	
PINS FOR MARKING SYSTEMS	LB				5404
100 U KINGDOM	480	361	1290	1226	
400 U STATES	1307	1838	17416	28813	
	1787	2199	18706	30039	
NUTS AND BOLTS WASHERS RIVETS	LB				5411
100 U KINGDOM	281653	51033	4820443	861238	
234 AUSTRALIA		520	2352	520	
305 AUSTRIA	3675	684	3675	684	
306 BELGIUM	515	110	344651	40305	
327 FRANCE	40	69	569083	81914	
335 GERMANY W	15595	6510	189937	72107	
344 ITALY	113952	20630	352273	48504	
347 JAPAN	3236	552	71335	17544	
354 NETHRLNDS	21739	6315	365788	76164	
375 SWEDEN	108	490	233445	54816	
376 SWITZRLND	304	664	607	1834	
400 U STATES	1044423	373827	9847005	4063409	
	1487592	461404	16800594	5319039	
MACHINE AND OTHER SCREWS N O P					5412
100 U KINGDOM		5565		145707	
306 BELGIUM		1563		3884	
335 GERMANY W		50		7232	
344 ITALY				813	
347 JAPAN		240		1558	
354 NETHRLNDS		1193		9223	
375 SWEDEN		257		1037	
376 SWITZRLND		121		443	
400 U STATES		135691		1685781	
		144680		1855678	
WOOD SCREWS DF IRON OR STEEL					5413
100 U KINGDOM		2120		13058	
231 HONG KONG				2849	
305 AUSTRIA				13780	
306 BELGIUM				1489	
335 GERMANY W		5288		40980	
347 JAPAN		3438		13089	
354 NETHRLNDS				54	
375 SWEDEN		782		11804	
400 U STATES		4594		62373	
		16222		159476	
FISH HOOKS COMMERCIAL					5421
100 U KINGDOM				3025	
359 NORWAY		4477		52168	
400 U STATES		2415		16674	
		6892		71867	
HARDWARE N O P					5422
100 U KINGDOM		17850		229773	
231 HONG KONG				2388	
234 AUSTRALIA		422		422	
305 AUSTRIA				1208	
317 CZECHO S		1328		2569	
318 DENMARK				97	
327 FRANCE				417	
335 GERMANY W		3048		105538	
347 JAPAN		1028		8879	
354 NETHRLNDS				42218	
375 SWEDEN		6427		15335	
400 U STATES		323763		2367164	
		353866		2776008	
LOCKS OF IRDN OR STEEL					5423
100 U KINGDOM		3717		23117	

IMPORTS INTO CANADA FOR CONSUMPTION

Articles and Countries from which Imported	MONTH OF SEPTEMBER 1957		NINE MONTHS ENDED SEPTEMBER 1957		Class Number
	Quantities	Values (\$)	Quantities	Values (\$)	
231 HONG KONG		226		1504	
318 DENMARK				1869	
335 GERMANY W		5123		30889	
340 HUNGARY				522	
344 ITALY				589	
347 JAPAN		60		330	
376 SWITZRLND				1136	
400 U STATES		46329		468010	
		55455		527966	
SKATES ICE	PR				5425
100 U KINGDOM	6823	9247	81848	130258	
375 SWEDEN	40	55	3876	7161	
400 U STATES	1008	1133	3742	4191	
	7871	10435	89466	141610	
SKATES ROLLER	PR				5426
100 U KINGDOM	288	424	3585	6856	
400 U STATES	1722	4177	37130	71781	
	2010	4601	40715	78637	
CARPET SWEEPERS	NO				5441
100 U KINGDOM	300	826	1308	3575	
400 U STATES	1443	3200	16025	71771	
	1743	4026	17333	75346	
CLEANERS ELECTRIC VACUUM	NO				5442
100 U KINGDOM	1759	38321	20372	411114	
318 DENMARK	27	1095	357	11440	
335 GERMANY W	281	8108	1892	55817	
354 NETHRLNDS	945	24889	8153	191401	
375 SWEDEN			177	16777	
400 U STATES	8277	306115	77907	2771034	
	11289	378528	108858	3457583	
CLEANERS HAND VACUUM AND PARTS					5443
100 U KINGDOM		50694		442850	
335 GERMANY W		95		5617	
347 JAPAN		126		6106	
354 NETHRLNDS		72		7757	
375 SWEDEN		415		9272	
400 U STATES		151123		1246858	
		202525		1718460	
CLOTHES WRINGERS DOMESTIC					5444
400 U STATES		9053		185177	
		9053		185177	
SEWING MACHINES DOMESTIC	NO				5445
100 U KINGDOM	5091	117238	29298	653735	
234 AUSTRALIA			6	180	
306 BELGIUM			100	2755	
317 CZECHO S	26	684	176	5729	
335 GERMANY W	1122	79816	4081	315457	
344 ITALY	19	1370	5102	250183	
347 JAPAN	4444	86428	45921	791027	
354 NETHRLNDS			217	15552	
372 SPAIN			1298	28618	
375 SWEDEN			725	52733	
376 SWITZRLND	1430	102410	6979	519311	
400 U STATES	2046	68752	19299	814683	
	14178	456698	113202	3449963	
SEWING MACH ATTACHMNTS DOMESTIC					5446
100 U KINGDOM		783		44506	
335 GERMANY W				1994	
344 ITALY				1417	
347 JAPAN		3392		19748	
376 SWITZRLND		1497		24548	
400 U STATES		16893		297704	
		22565		389917	
SEWING MACHINE PARTS DOMESTIC					5447
100 U KINGDOM		46367		346311	
318 DENMARK		126		947	
327 FRANCE				611	
335 GERMANY W		567		26956	
344 ITALY		298		2411	
347 JAPAN		3252		18972	
375 SWEDEN		151		1490	
376 SWITZRLND		432		4120	
390 GERMANY E		103		265	
400 U STATES		64032		542268	
		115328		944351	
CLOTHES DRYERS DOMESTIC ELECTRIC	NO				5448
400 U STATES	606	141877	8712	1565020	
	606	141877	8712	1565020	
WATER PUMPS DOMESTIC	NO				5449
100 U KINGDOM	47	1155	1740	18753	
317 CZECHO S			415	1757	
400 U STATES	78	4925	871	52239	
	125	6080	3026	72749	
WASHING MACHINES ELECTRIC	NO				5450
100 U KINGDOM			214	16126	
400 U STATES	1743	220571	26714	3667097	
	1743	220571	26928	3683223	
WASHING MACH POWER NOT ELECT	NO				5451
400 U STATES	12	886	218	17500	
	12	886	218	17500	
WASHING MACH HAND OPERATED	NO				5452
400 U STATES	12	144	144	2716	
	12	144	144	2716	
WASHING MACHINE PARTS					5453
100 U KINGDOM				3908	
400 U STATES		370472		2819048	
		370472		2822956	

IMPORTS INTO CANADA FOR CONSUMPTION

Articles and Countries from which Imported	MONTH OF SEPTEMBER 1957		NINE MONTHS ENDED SEPTEMBER 1957		Class Number
	Quantities	Values (\$)	Quantities	Values (\$)	
IRONERS DOMESTIC ELECTRIC	NO				5454
400 U STATES	26	2756	312	28120	
	26	2756	312	28120	
ARTICLES FOR SMELTING IPON					5461
100 U KINGDOM		284		769	
335 GERMANY W				74032	
400 U STATES		65325		1150349	
		65609		1225150	
BLOWERS SMELTING APPARATUS					5462
100 U KINGDOM				3775	
327 FRANCE		158998		468588	
335 GERMANY W				3657	
376 SWITZRLND				10272	
400 U STATES		58666		864269	
		217664		1350561	
BUDDLES VANNERS SLIME TABLES					5463
400 U STATES		16044		23095	
		16044		23095	
CAR LOADING MACHINES COAL					5464
400 U STATES		319		12624	
		319		12624	
CHOCK RELEASE APPARATUS					5465
100 U KINGDOM		4956		30829	
		4956		30829	
COAL HEADING MACHINES					5466
335 GERMANY W				20000	
400 U STATES		12019		263475	
		12019		283475	
MINERS LAMPS AND ACCESSORIES					5467
100 U KINGDOM		11490		62235	
375 SWEDEN				598	
400 U STATES		37631		428416	
		49121		491249	
AMALGAM SAFES ORE SAMPLERS					5468
100 U KINGDOM		11252		16967	
335 GERMANY W				352	
400 U STATES		36794		624862	
		48046		642181	
SUNDRY METALLURGICAL APPARATUS					5469
100 U KINGDOM		588870		2545432	
327 FRANCE		17452		84678	
335 GERMANY W				10154	
400 U STATES		545149		4587668	
		1151471		7227932	
DIAMOND DRILLS CORE DRILLS					5470
100 U KINGDOM		34521		594305	
224 JAMAICA				475	
306 BELGIUM				2069	
335 GERMANY W				1998	
400 U STATES		49267		234037	
		83788		832884	
MINE LOADING MACH CONVEYORS					5471
100 U KINGDOM		39985		814682	
375 SWEDEN		277		57383	
381 ALASKA				118	
400 U STATES		1281148		14200607	
		1321410		15072790	
MACHINERY ALLUVIAL MINING					5473
381 ALASKA		375		565	
400 U STATES		148955		1235332	
		149330		1235897	
MACHINERY ORE HANDLING					5474
400 U STATES		123819		125914	
		123819		125914	
MACHINERY ORE CONCENTRATION					5475
100 U KINGDOM		182		2386	
306 BELGIUM		807		807	
335 GERMANY W				621	
400 U STATES		110506		1515926	
		111495		1519740	
MACHINERY METAL REFINING					5476
400 U STATES		2441		112843	
		2441		112843	
ORE CRUSHERS GRINDING MILLS					5477
100 U KINGDOM		628		28758	
207 UN SO AFR				6701	
305 AUSTRIA				1542	
327 FRANCE		3160		153039	
335 GERMANY W		1297		44964	
381 ALASKA				17728	
400 U STATES		320458		4729890	
		325543		4982622	
COAL CUTTERS AUGERS DRILLS					5478
100 U KINGDOM		1261		5590	
400 U STATES		1851		47519	
		3112		53109	
POWER ORIVEN PUMPS FOR MINES					5479
400 U STATES				376	
				376	
PUMPS PREC METAL EXTRACTION					5480
400 U STATES		35030		595334	
		35030		595334	
ROCK DRILLS AND PARTS	NO				5481
100 U KINGDOM		36140	106	204889	
207 UN SO AFR			1	1658	
305 AUSTRIA				328	

IMPORTS INTO CANADA FOR CONSUMPTION

Articles and Countries from which Imported	MONTH OF SEPTEMBER 1957		NINE MONTHS ENDED SEPTEMBER 1957		Class Number
	Quantities	Values (\$)	Quantities	Values (\$)	
335 GERMANY W			1	1896	
375 SWEDEN	24	24745	499	329013	
376 SWITZRLND	2	692	2	692	
400 U STATES	37	172842	549	2075606	
	63	234419	1158	2614082	
WELL DRILLING MACHINERY					5482
100 U KINGDOM		68493		764991	
305 AUSTRIA				193428	
335 GERMANY W		36303		45504	
347 JAPAN				2326	
375 SWEDEN		800		981	
400 U STATES		4222226		40144034	
		4327822		41151264	
ADDING MACHINES AND PARTS	NO				5500
100 U KINGDOM	75	9835	867	119291	
306 BELGIUM			63	1260	
335 GERMANY W	121	18543	1010	123921	
344 ITALY	178	15925	997	121079	
359 NORWAY	36	2400	334	18427	
375 SWEDEN	328	47406	2061	229020	
376 SWITZRLND			28	2377	
400 U STATES	310	87136	3256	1361204	
	1048	181245	8616	1976579	
BOOKKEEPING MACHINES AND PARTS	NO				5501
100 U KINGDOM	12	46019	191	348659	
327 FRANCE			15	93430	
335 GERMANY W		6856	292	149865	
344 ITALY	111	36966	1841	463328	
354 NETHRLNDS	50	7753	396	77876	
375 SWEDEN	189	32080	693	122759	
376 SWITZRLND	22	3115	321	41170	
400 U STATES	279	1189813	5588	12298890	
	663	1322602	9337	13595977	
CASH REGISTERS					5502
359 NORWAY		2209		35986	
375 SWEDEN		12191		308532	
400 U STATES		18079		113510	
		32479		458028	
CASH REGISTER PARTS					5503
359 NORWAY				161	
375 SWEDEN		880		4758	
400 U STATES		139724		1384398	
		140604		1389317	
DICTATING MACHINES AND PARTS					5504
100 U KINGDOM		44277		515240	
318 DENMARK		410		18354	
327 FRANCE				217	
335 GERMANY W		6626		78841	
375 SWEDEN				634	
376 SWITZRLND				47019	
400 U STATES		116928		1287276	
		168241		1947581	
TYPEWRITERS	NO				5505
100 U KINGDOM	3432	218344	24038	1691791	
224 JAMAICA			1	87	
231 HONG KONG			3	183	
317 CZECHO S			4	114	
327 FRANCE			4	454	
335 GERMANY W	115	9855	1474	109752	
344 ITALY	267	6442	2101	185522	
354 NETHRLNDS			5000	155509	
375 SWEDEN			528	28253	
376 SWITZRLND	214	10437	1095	57677	
390 GERMANY E			130	3995	
400 U STATES	611	34006	9731	579419	
	4639	279084	44109	2812756	
TYPEWRITER PARTS					5506
100 U KINGDOM		8241		140147	
317 CZECHO S		79		136	
327 FRANCE		5176		18468	
335 GERMANY W		135		18345	
344 ITALY				19900	
354 NETHRLNDS				1133	
375 SWEDEN		3444		26703	
376 SWITZRLND				12046	
400 U STATES		401164		4171176	
		418239		4408054	
MACHINERY 412A PAPER WORKING					5511
100 U KINGDOM		12758		393409	
234 AUSTRALIA				84	
306 BELGIUM				4086	
317 CZECHO S				8040	
318 DENMARK				150	
327 FRANCE		997		12002	
335 GERMANY W		48034		655779	
344 ITALY		2240		40372	
347 JAPAN				5350	
354 NETHRLNDS		88		4291	
359 NORWAY				280	
375 SWEDEN				18184	
376 SWITZRLND		80718		84090	
384 P RICO		280		2106	
390 GERMANY E		9384		33353	
400 U STATES		934808		8479127	
		1089307		9740703	

IMPORTS INTO CANADA FOR CONSUMPTION

Articles and Countries from which Imported	MONTH OF SEPTEMBER 1957		NINE MONTHS ENDED SEPTEMBER 1957		Class Number
	Quantities	Values (\$)	Quantities	Values (\$)	
MACHINERY 412A CELLULOSE					5 51 2
100 U KINGDOM		340		16412	
400 U STATES				19014	
		340		35426	
NEWSPAPER PRESSES AND PARTS	NO				5 51 3
100 U KINGDOM				2426	
335 GERMANY W				67	
344 ITALY			1	84960	
375 SWEDEN		222	2	38103	
400 U STATES	4	147752	18	3022700	
	4	147974	21	3148256	
FLAT BED CYL PRESSES AND PARTS	NO				5 51 4
100 U KINGDOM				429	
400 U STATES	3	15284	19	105053	
	3	15284	19	105482	
PRINTING PRESSES N O P AND PTS	NO				5 51 5
100 U KINGDOM	111	57301	3146	869170	
305 AUSTRIA	1	299	1	299	
317 CZECHO S			25	31301	
318 DENMARK	20	3244	168	18915	
327 FRANCE	2	9532	15	92460	
335 GERMANY W	33	91246	240	676707	
344 ITALY			22	15458	
347 JAPAN				154	
354 NETHRLNDS		90	17	4648	
375 SWEDEN	16	22031	44	127727	
376 SWITZRLND			10	47581	
390 GERMANY E			3	8706	
400 U STATES	434	505975	6527	5696662	
	617	689718	10218	7589788	
TYPECASTING MACHINES AND PARTS					5 51 6
100 U KINGDOM				1971	
318 DENMARK				231	
335 GERMANY W				582	
344 ITALY		352		3135	
376 SWITZRLND				178	
380 USSR				9898	
400 U STATES		243640		1840569	
		243992		1856564	
TYPEMAKING ACCESSORIES AND PTS					5 51 7
100 U KINGDOM		88		2351	
335 GERMANY W				326	
400 U STATES		4332		48539	
		4420		51216	
SHOVELS POWER NOT MADE CANADA	NO				5 51 8
100 U KINGDOM			1	7787	
400 U STATES	20	783129	423	4767119	
	20	783129	424	4774906	
SHOVELS POWER KIND MADE CANADA	NO				5 51 9
100 U KINGDOM	1	14778	17	266575	
381 ALASKA	1	9993	2	68814	
400 U STATES	35	721757	456	10051564	
	37	746528	475	10386953	
SHOVELS POWER PARTS OF					5 52 0
100 U KINGDOM		7325		85268	
327 FRANCE		147		256	
335 GERMANY W				389	
344 ITALY				19343	
381 ALASKA				384	
400 U STATES		840224		7723001	
		847696		7828641	
AIR COMPRESSING MACH AND PARTS					5 52 1
100 U KINGDOM		67844		746620	
305 AUSTRIA		3382		16561	
306 BELGIUM				32366	
317 CZECHO S			55	2482	
318 DENMARK		1175		1620	
327 FRANCE		294		8306	
335 GERMANY W		5471		137114	
375 SWEDEN		12360		116747	
376 SWITZRLND		846		6080	
400 U STATES		1150834		11514636	
		1242261		12582532	
BAKERY MACHINERY AND PARTS					5 52 2
100 U KINGDOM		2730		56522	
305 AUSTRIA				385	
318 DENMARK				1353	
335 GERMANY W				7888	
354 NETHRLNDS				6379	
375 SWEDEN		467		2356	
376 SWITZRLND		610		681	
400 U STATES		286762		2397476	
		290569		2473040	
BOX END MACHINERY AND PARTS					5 52 3
COAL CARBONIZING MACH AND PTS					5 52 4
400 U STATES		298		18379	
		298		18379	
SEWING MACHINES INDUSTRIAL	NO				5 52 5
100 U KINGDOM	9	5639	668	68229	
306 BELGIUM			2	4062	
318 DENMARK	1	115	2	4350	
327 FRANCE			1	325	
335 GERMANY W	118	12295	1059	133677	
344 ITALY			1	446	
347 JAPAN			65	11410	

IMPORTS INTO CANADA FOR CONSUMPTION

Articles and Countries from which Imported	MONTH OF SEPTEMBER 1957		NINE MONTHS ENDED SEPTEMBER 1957		Class Number
	Quantities	Values (\$)	Quantities	Values (\$)	
375 SWEDEN			9	788	
376 SWITZERLAND			41	6621	
400 U STATES	512	194153	3536	1681381	
CLAY PRODUCTS MACH AND PARTS	640	212202	5384	1911289	
100 U KINGDOM		56		1047	5526
335 GERMANY W				2885	
400 U STATES		4813		168469	
		4869		172401	
COAL COKE AND GAS MACH AND PTS					5527
100 U KINGDOM		198		5244	
335 GERMANY W				411	
400 U STATES		321545		3682524	
		321743		3688179	
WASTE RECOVERY MACH AND PARTS					5528
100 U KINGDOM				68	
335 GERMANY W				306	
400 U STATES		26394		764057	
		26394		764431	
COAL HANDLING MACHINES AND PTS					5529
100 U KINGDOM				22434	
400 U STATES		2266		95938	
		2266		118372	
CONCRETE MIXING MACH AND PARTS	NO				5530
100 U KINGDOM			9	17374	
317 CZECHOS			1	475	
335 GERMANY W			6	67466	
400 U STATES	23	65371	330	815265	
	23	65371	346	900580	
ROCK DRILL BITS	NO				5531
100 U KINGDOM	562	3765	20191	165831	
207 UN SO AFR			290	1894	
305 AUSTRIA	2	534	3794	27940	
335 GERMANY W			200	750	
359 NORWAY	175	1748	675	7211	
366 PORTUGAL			40	306	
375 SWEDEN	6304	48702	66666	668912	
400 U STATES	7759	119229	101879	826425	
	14802	173978	193735	1699269	
DENTAL ENGINES ELECTRIC	NO				5532
100 U KINGDOM			22	3717	
400 U STATES	30	4029	258	32245	
	30	4029	280	35962	
DIES FOR STAMPING METAL PLATES					5533
HAND FIRE EXTINGUISHERS					5534
100 U KINGDOM		1509		25198	
400 U STATES		131015		1227862	
		132524		1253060	
FERTILIZER MACHINERY AND PARTS					5535
100 U KINGDOM		720		54228	
318 DENMARK				167364	
335 GERMANY W				183	
359 NORWAY				25882	
375 SWEDEN				586	
400 U STATES		1660		60673	
		2380		308916	
FISH PREPARING MACH AND PARTS					5536
100 U KINGDOM		77		2925	
318 DENMARK				20550	
335 GERMANY W		62		128823	
375 SWEDEN				10843	
400 U STATES		3392		47877	
		3531		211018	
REFRIGERATING MACH AND PARTS					5537
100 U KINGDOM		17363		164005	
318 DENMARK				4090	
354 NETHRLNDS				16000	
400 U STATES		485502		5908649	
		502865		6092744	
LAWN MOWERS POWER AND PARTS	NO				5538
100 U KINGDOM	10	1294	1261	71624	
400 U STATES	241	26527	23117	1834694	
	251	27821	24378	1906318	
LAWN MOWERS N O P	NO				5539
100 U KINGDOM	871	5342	51267	362348	
400 U STATES			8874	109764	
	871	5342	60141	472112	
LEATHER MACHINERY AND PARTS					5540
100 U KINGDOM		512		11366	
335 GERMANY W				1344	
400 U STATES		27454		205324	
		27966		218034	
LOGGING MACHINERY AND PARTS					5541
100 U KINGDOM		31718		309433	
335 GERMANY W		971		23340	
347 JAPAN		7660		53384	
354 NETHRLNDS				56764	
359 NORWAY				3529	
375 SWEDEN				3195	
400 U STATES		1034284		10234423	
		1074633		10684068	
METAL DRILLING MACH AND PARTS					5542
100 U KINGDOM		44771		741513	
306 BELGIUM				38974	
317 CZECHOS		117		53081	

IMPORTS INTO CANADA FOR CONSUMPTION

Articles and Countries from which Imported	MONTH OF SEPTEMBER 1957		NINE MONTHS ENDED SEPTEMBER 1957		Class Number
	Quantities	Values (\$)	Quantities	Values (\$)	
318 DENMARK				76	
327 FRANCE				90910	
335 GERMANY W		16934		115004	
344 ITALY				24710	
354 NETHRLNDS				10298	
365 POLAND		3259		3259	
366 PORTUGAL				303	
375 SWEDEN		704		20425	
376 SWITZRLND				30304	
400 U STATES		157315		5975565	
		223100		7104442	
METAL GRINDING MACH AND PARTS					5543
100 U KINGDOM		40285		521863	
305 AUSTRIA				293	
306 BELGIUM				7990	
317 CZECHO S				4970	
318 DENMARK				31403	
327 FRANCE				141	
335 GERMANY W		22321		181585	
344 ITALY		5639		67246	
347 JAPAN				113	
354 NETHRLNDS				4273	
375 SWEDEN		7203		66095	
376 SWITZRLND		464		25934	
400 U STATES		328029		5348262	
		403941		6260168	
METALWORKING LATHES AND PARTS					5544
100 U KINGDOM		111463		1271555	
305 AUSTRIA				1527	
306 BELGIUM				14459	
317 CZECHO S		4154		67302	
327 FRANCE				1798	
335 GERMANY W		30895		535732	
344 ITALY		217		61209	
375 SWEDEN		585		2319	
376 SWITZRLND		722		17191	
400 U STATES		422523		4303979	
		570559		6277071	
METAL MILLING MACHINES AND PARTS					5545
100 U KINGDOM		6831		425314	
306 BELGIUM		223		3446	
317 CZECHO S		5050		47623	
318 DENMARK		1157		60083	
327 FRANCE				13838	
335 GERMANY W		2650		178398	
344 ITALY		17006		175577	
375 SWEDEN		5936		36584	
376 SWITZRLND				30722	
400 U STATES		117676		2337105	
		156529		3308690	
METALWORKING PLANERS AND PARTS					5546
100 U KINGDOM				90102	
335 GERMANY W				1461	
344 ITALY				13307	
400 U STATES				333102	
				437972	
METALWORKING PRESSES AND PARTS					5547
100 U KINGDOM		311504		496920	
305 AUSTRIA				316	
317 CZECHO S				373	
318 DENMARK		271		271	
335 GERMANY W		8853		268723	
344 ITALY		4213		18147	
375 SWEDEN				39716	
376 SWITZRLND		58		438	
400 U STATES		235845		5725955	
		560744		6550859	
METAL ROLLING MILL MCH AND PARTS					5548
100 U KINGDOM		1028		127517	
335 GERMANY W		21789		1795679	
344 ITALY				94620	
376 SWITZRLND				33856	
400 U STATES		473637		6205497	
		496454		8257169	
METAL SHAPERS SLOTTERS AND PARTS					5549
100 U KINGDOM		5039		232776	
335 GERMANY W				70321	
375 SWEDEN		9691		26989	
376 SWITZRLND				8479	
400 U STATES		59635		978229	
		74365		1316794	
METALWORKING MCH AND PARTS					5550
100 U KINGDOM		90738		684052	
305 AUSTRIA				3181	
306 BELGIUM				73956	
317 CZECHO S				551	
318 DENMARK		659		3484	
327 FRANCE				18881	
335 GERMANY W		34149		590014	
344 ITALY				8839	
354 NETHRLNDS		503		1203	
375 SWEDEN		1839		57596	
376 SWITZRLND		45597		61666	
400 U STATES		929779		12004616	
		1103264		13508039	

IMPORTS INTO CANADA FOR CONSUMPTION

Articles and Countries from which Imported	MONTH OF SEPTEMBER 1957		NINE MONTHS ENDED SEPTEMBER 1957		Class Number
	Quantities	Values (\$)	Quantities	Values (\$)	
MOTION PICTURE PROJECTORS					5551
100 U KINGDOM		4317		43882	
305 AUSTRIA		5240		53037	
327 FRANCE				3063	
335 GERMANY W		107		20951	
344 ITALY				699	
347 JAPAN		7322		36752	
354 NETHRLNDS				760	
375 SWEDEN				207	
376 SWITZRLND		1083		22546	
400 U STATES		281209		1924375	
		299278		2106272	
CRANES ETC NOT MADE IN CANADA	NO				5552
100 U KINGDOM	24	27492	154	214556	
335 GERMANY W	1	20000	2	36339	
375 SWEDEN	3	17587	124	143905	
400 U STATES	40	324406	693	3628789	
	68	389485	973	4023589	
CRANES ETC KIND MADE IN CANADA	NO				5553
100 U KINGDOM	125	40690	678	469051	
318 DENMARK	2	1124	3	1497	
327 FRANCE	1	36308	199	49415	
335 GERMANY W	12	6024	58	49760	
347 JAPAN			68	2038	
359 NORWAY	15	7797	40	27683	
375 SWEDEN			15	209217	
376 SWITZRLND			1	4667	
381 ALASKA	1	88	3	570	
383 HAWAII			3	11485	
400 U STATES	280	411876	3850	6089889	
	436	503907	4918	6915272	
CRANES HOISTS ETC NOP PARTS OF					5554
100 U KINGDOM		25038		319431	
327 FRANCE		2625		25478	
335 GERMANY W		10791		66939	
347 JAPAN				93	
354 NETHRLNDS				1504	
359 NORWAY				8049	
375 SWEDEN		119		16327	
400 U STATES		237131		2510248	
		275704		2948069	
OZONE GENERATORS AND PARTS					5555
327 FRANCE		273		83204	
335 GERMANY W				782	
376 SWITZRLND				962	
400 U STATES				24895	
		273		109843	
PAPER MILL MACHINES AND PARTS					5556
100 U KINGDOM		60897		2027414	
305 AUSTRIA		5504		12570	
327 FRANCE				13936	
335 GERMANY W		15250		118476	
359 NORWAY				8070	
375 SWEDEN				46717	
400 U STATES		666105		10509656	
		747756		12736839	
PULP MILL MACHINES AND PARTS					5557
100 U KINGDOM				14406	
335 GERMANY W				371	
375 SWEDEN				24049	
400 U STATES		95766		2846187	
		95766		2885013	
POWER PUMPS N O P AND PARTS	NO				5558
100 U KINGDOM	64	46690	1519	649348	
207 UN SO AFR			4	5188	
318 DENMARK			21	10287	
327 FRANCE			6	12212	
335 GERMANY W	8	19181	942	41953	
344 ITALY	1	2165	1	6638	
347 JAPAN		489		489	
354 NETHRLNDS				265	
375 SWEDEN		205	268	101014	
376 SWITZRLND			3	5237	
381 ALASKA	1	280	4	828	
400 U STATES	4408	856195	35906	8576803	
	4482	925205	38674	9410262	
RIFLE MAKING MACHINERY					5559
306 BELGIUM				3314	
400 U STATES		2708		167940	
		2708		171254	
ROAD MAKING MACHINERY AND PTS					5560
100 U KINGDOM		17134		252132	
305 AUSTRIA				2253	
381 ALASKA				9896	
400 U STATES		511893		7156756	
		529027		7421037	
TRENCH AND DITCH MACH AND PTS					5561
100 U KINGDOM		14570		15326	
400 U STATES		5196		124291	
		19766		139617	
ROLLERS STREET ROAD AND PARTS	NO				5562
100 U KINGDOM	5	22694	42	204279	
335 GERMANY W			1	3280	
381 ALASKA			3	3785	
400 U STATES	48	193413	576	1890438	
	53	216107	622	2101782	

IMPORTS INTO CANADA FOR CONSUMPTION

111

Articles and Countries from which Imported	MONTH OF SEPTEMBER 1957		NINE MONTHS ENDED SEPTEMBER 1957		Class Number
	Quantities	Values (\$)	Quantities	Values (\$)	
ROLLS CAST FOR ROLLING STEEL					
100 U KINGDOM				48013	5563
400 U STATES		346106		2107692	
		346106		2155705	
SAWMILL MACHINERY AND PARTS					
100 U KINGDOM				176	5564
305 AUSTRIA				532	
306 BELGIUM		91		27259	
327 FRANCE				4053	
335 GERMANY W		7155		68576	
375 SWEDEN				4097	
400 U STATES		77364		744042	
		84610		848735	
SCRAPERS RAILWAY OR ROAD					
100 U KINGDOM		12705		90341	5565
381 ALASKA				1440	
400 U STATES		115659		1510245	
		128364		1602026	
SHOE MACHINERY AND PARTS					
100 U KINGDOM		2724		53510	5566
317 CZECHOS				5247	
318 DENMARK		244		11118	
327 FRANCE				692	
335 GERMANY W		2412		19213	
344 ITALY		1584		7412	
354 NETHRLNDS				1380	
375 SWEDEN				104	
376 SWITZRLND				785	
400 U STATES		67004		748947	
		73968		848408	
ROLLS CAST FOR ROLLING PAPER					
100 U KINGDOM				116093	5567
400 U STATES		12569		391844	
		12569		507937	
STAVE MAKING MACH AND PARTS					
400 U STATES				1021	5568
				1021	
STREET CLEANING MACH AND PARTS					
100 U KINGDOM				217	5569
335 GERMANY W				18051	
400 U STATES		66717		822932	
		66717		841200	
BEET SUGAR MACHINERY AND PARTS					
100 U KINGDOM		493		561	5570
335 GERMANY W		5571		5571	
400 U STATES		54721		280138	
		60785		286270	
VENEER DRYING MACHINES AND PTS					
335 GERMANY W		1236		5282	5571
400 U STATES		207		25895	
		1443		31177	
WATER METERS N O P AND PARTS	NO				
100 U KINGDOM		1813	40	11302	5572
335 GERMANY W			410	5092	
400 U STATES	4	2133	93	35309	
	4	3946	543	51703	
WATER TURBINES AND PARTS					
100 U KINGDOM		40176		327542	5573
327 FRANCE		164601		466411	
335 GERMANY W		2423		2423	
354 NETHRLNDS				8074	
375 SWEDEN		2281		147328	
400 U STATES		190218		863124	
		399699		1814902	
WIRE STITCHER STAPLERS AND PTS					
100 U KINGDOM		393		11604	5574
305 AUSTRIA		50		505	
327 FRANCE				1283	
335 GERMANY W		344		8060	
347 JAPAN				1064	
354 NETHRLNDS				279	
359 NORWAY				739	
375 SWEDEN				51177	
376 SWITZRLND				250	
400 U STATES		61823		765130	
		62610		840091	
YARN CORD FABRIC MACH AND PTS					
100 U KINGDOM		108300		2418254	5575
305 AUSTRIA				779	
306 BELGIUM		21188		58898	
317 CZECHOS				5197	
327 FRANCE		1034		20997	
335 GERMANY W		6098		280421	
344 ITALY		7989		469236	
347 JAPAN		2257		2257	
352 MEXICO				103	
354 NETHRLNDS				1050	
359 NORWAY		988		988	
372 SPAIN				65	
375 SWEDEN		888		1283	
376 SWITZRLND		43963		153635	
390 GERMANY E				103	
400 U STATES		1068763		13851525	
		1261468		17264791	

IMPORTS INTO CANADA FOR CONSUMPTION

Articles and Countries from which Imported	MONTH OF SEPTEMBER 1957		NINE MONTHS ENDED SEPTEMBER 1957		Class Number
	Quantities	Values (\$)	Quantities	Values (\$)	
ALL MACHINERY N O P AND PARTS					5 576
100 U KINGDOM		502747		6370167	
207 UN SO AFR		253		1842	
215 INDIA				1418	
231 HONG KONG				749	
234 AUSTRALIA				88	
236 NEW ZEAL				150	
305 AUSTRIA		37018		149310	
306 BELGIUM		5869		53914	
317 CZECHO S		531		2519	
318 DENMARK		22693		586220	
326 FINLAND				11844	
327 FRANCE		75687		716481	
335 GERMANY W		108079		1604309	
344 ITALY		6358		352816	
347 JAPAN		2257		70443	
354 NETHRLNDS		667		114731	
359 NORWAY		207		2808	
375 SWEDEN		62201		697622	
376 SWITZRLND		30229		314148	
381 ALASKA				3114	
387 VENEZUELA				429	
390 GERMANY E		188		188	
400 U STATES		8726089		89100968	
		9581073		100156278	
CIGARETTE CIGAR MACH AND PARTS					5 577
100 U KINGDOM		9153		1435234	
207 UN SO AFR		535		29905	
234 AUSTRALIA		269		1008	
236 NEW ZEAL				32692	
327 FRANCE				180	
335 GERMANY W		3222		83125	
375 SWEDEN				5653	
400 U STATES		40467		1559824	
		53646		3147621	
VENEER OR PLYWOOD MACH AND PTS					5 578
100 U KINGDOM				288	
335 GERMANY W		1348		28453	
347 JAPAN				216	
376 SWITZRLND				2021	
400 U STATES		11572		337721	
		12920		368699	
PURIFIERS FOR FISH OILS					5 579
400 U STATES				68	
				68	
FORGED STEEL ROLLS					5 580
100 U KINGDOM		23290		269318	
335 GERMANY W				86751	
400 U STATES		28369		886189	
		51659		1242258	
FIXED METERS GAUGES FOR LIQUID					5 581
100 U KINGDOM		854		5871	
335 GERMANY W				1229	
359 NORWAY				543	
400 U STATES		57478		486494	
		58332		494137	
AIR CONDITIONING APPARATUS NOP					5 582
100 U KINGDOM		27383		287054	
305 AUSTRIA				8650	
306 BELGIUM				57	
327 FRANCE		82430		82430	
335 GERMANY W		4874		28986	
347 JAPAN				125	
354 NETHRLNDS				22738	
375 SWEDEN				19188	
376 SWITZRLND				3465	
400 U STATES		603632		8710253	
		718319		9162946	
DIES IN THE ROUGH					5 583
100 U KINGDOM		151		6074	
375 SWEDEN				448	
400 U STATES		4568		35145	
		4719		41667	
BOTTLING MACHINES AND PARTS					5 584
100 U KINGDOM				8780	
335 GERMANY W		398		18938	
400 U STATES		137592		3338958	
		137990		3366676	
BULLDOZERS EARTHMOVERS AND PTS					5 585
100 U KINGDOM	NO	20284	133	412953	
234 AUSTRALIA	6			153	
335 GERMANY W		362		2154	
344 ITALY				1659	
347 JAPAN				6121	
375 SWEDEN		6388		10273	
381 ALASKA		210	7	20842	
400 U STATES		771806	803	12274655	
		39			
	45	799050	943	12728810	
CONVEYING EQUIPMENT AND PARTS					5 586
100 U KINGDOM		55062		847521	
306 BELGIUM		5263		6536	
327 FRANCE				3909	
335 GERMANY W		12707		320665	
354 NETHRLNDS				57	
359 NORWAY				1837	
375 SWEDEN				6596	

IMPORTS INTO CANADA FOR CONSUMPTION

113

Articles and Countries from which Imported	MONTH OF SEPTEMBER 1957		NINE MONTHS ENDED SEPTEMBER 1957		Class Number
	Quantities	Values (\$)	Quantities	Values (\$)	
376 SWITZRLND				8759	
381 ALASKA				10122	
400 U STATES		780633		8734649	
		853665		9940651	
POWER JACKS AND PARTS					
100 U KINGDOM	NO 111	50661	2193	523592	5587
318 DENMARK			16	775	
327 FRANCE			2	1317	
335 GERMANY W	3	170	6	439	
375 SWEDEN	7	399	449	22133	
381 ALASKA			2	77	
400 U STATES	3900	198104	44058	1517187	
	4021	249334	46726	2065520	
STONE CRUSHING MACH AND PARTS					
100 U KINGDOM		466		15275	5588
306 BELGIUM				426	
400 U STATES		278074		4012811	
		278540		4028512	
WOODWORKING MACH AND PARTS NOP					
100 U KINGDOM		13993		306130	5589
305 AUSTRIA				379	
306 BELGIUM				10699	
318 DENMARK				6464	
327 FRANCE				21407	
335 GERMANY W		13151		163506	
344 ITALY				1387	
347 JAPAN				235	
354 NETHRLNDS				2700	
375 SWEDEN		2584		111408	
376 SWITZRLND				115	
400 U STATES		187435		2784189	
		217163		3408619	
AIR CONDITIONERS ROOM SIZE					
400 U STATES	NO 308	39866	22319	3916862	5590
	308	39866	22319	3916862	
SPRINGS FOR SURGICAL TRUSSES					
400 U STATES	LB 15	76	15	76	5591
	15	76	15	76	
SPRINGS FOR RAILWAY VEHICLES					
100 U KINGDOM				214	5592
400 U STATES		10197		81287	
		10197		81501	
SPRINGS FOR OTHER VEHICLES					
400 U STATES		879		19923	5593
		879		19923	
SPRINGS FOR FURNITURE					
100 U KINGDOM				72	5594
384 P RICO				7905	
400 U STATES		8877		91513	
		8877		99490	
SPRINGS FOR CLOCKS					
100 U KINGDOM				777	5595
335 GERMANY W				759	
354 NETHRLNDS				180	
400 U STATES		1069		5504	
		1069		7220	
BATHS BATHTUBS IRON OR STEEL					
100 U KINGDOM				3120	5600
335 GERMANY W		17998		95761	
400 U STATES		96672		725121	
		114670		824002	
BASINS CLOSETS SINKS					
100 U KINGDOM		9728		122350	5601
335 GERMANY W		5893		25910	
375 SWEDEN		9730		80061	
400 U STATES		127046		964049	
		152397		1192370	
CONTAINERS TINPLATE FOR FOOD					
400 U STATES		177551		1114069	5602
		177551		1114069	
CONTAINERS TINPLATE N O P					
100 U KINGDOM		3036		20168	5603
335 GERMANY W		185		1043	
354 NETHRLNDS				681	
359 NORWAY				1172	
381 ALASKA				184	
400 U STATES		185125		1396174	
		188346		1419422	
HOLLOW WARE ENAMELLED IRON					
100 U KINGDOM		900		11213	5604
305 AUSTRIA				82	
306 BELGIUM		4595		10779	
318 DENMARK		5867		7880	
327 FRANCE		241		2270	
335 GERMANY W		1323		2816	
354 NETHRLNDS		303		5925	
359 NORWAY				1062	
375 SWEDEN				1704	
376 SWITZRLND				504	
400 U STATES		33610		254772	
		46839		299007	
HOLLOW WARE IRON N O P					
100 U KINGDOM		2372		32387	5605
318 DENMARK		382		6734	
327 FRANCE		81		2121	
335 GERMANY W		490		8110	

IMPORTS INTO CANADA FOR CONSUMPTION

Articles and Countries from which Imported	MONTH OF SEPTEMBER 1957		NINE MONTHS ENDED SEPTEMBER 1957		Class Number
	Quantities	Values (\$)	Quantities	Values (\$)	
344 ITALY				847	
347 JAPAN		4376		30176	
354 NETHRLNDS		411		2964	
359 NORWAY				1480	
375 SWEDEN		4429		12175	
376 SWITZRLND				188	
400 U STATES		276313		2727399	
		288854		2824581	
KITCHEN DAIRY HOLLOW WARE TIN					5606
100 U KINGDOM		98		6293	
335 GERMANY W		1180		44864	
347 JAPAN				1372	
354 NETHRLNDS				138	
400 U STATES		14891		121376	
		16169		174043	
MFRS OF TIN AND TINPLATE N O P					5607
100 U KINGDOM		6528		88359	
231 HONG KONG				116	
306 BELGIUM		220		220	
327 FRANCE				3924	
335 GERMANY W		668		15358	
344 ITALY				801	
347 JAPAN		273		8279	
352 MEXICO				560	
354 NETHRLNDS		860		8454	
359 NORWAY				454	
376 SWITZRLND				58	
381 ALASKA				104	
400 U STATES		302461		2661840	
		311010		2788527	
ANVILS AND VISES					5621
100 U KINGDOM		18830		138337	
317 CZECHO S		256		256	
327 FRANCE				397	
335 GERMANY W		994		12085	
340 HUNGARY		68		68	
344 ITALY				444	
347 JAPAN		762		4494	
354 NETHRLNDS		327		1336	
375 SWEDEN				700	
376 SWITZRLND		211		211	
400 U STATES		16879		184861	
		38327		343189	
AUGERS BITS AND DRILLS					5622
100 U KINGDOM		41911		591878	
207 UN SO AFR		571		780	
234 AUSTRALIA		11422		97131	
305 AUSTRIA		246		6799	
318 DENMARK		1244		4701	
327 FRANCE		3515		26699	
335 GERMANY W		17792		207375	
344 ITALY		6215		31224	
347 JAPAN		2722		12150	
354 NETHRLNDS		525		3815	
375 SWEDEN		8891		50514	
376 SWITZRLND				3792	
400 U STATES		100897		1074296	
		195951		2111154	
AXES					5623
100 U KINGDOM	DOZ	590	3030	29607	
335 GERMANY W		161	1521	17801	
347 JAPAN			80	721	
375 SWEDEN		550	3842	39730	
400 U STATES		88	621	16269	
		1389	9094	104128	
FILES N O P AND RASPS					5624
100 U KINGDOM	DOZ	5579	40358	129183	
305 AUSTRIA		125	152	744	
335 GERMANY W		455	6442	10408	
344 ITALY			838	612	
347 JAPAN			540	1076	
366 PORTUGAL			1489	5111	
375 SWEDEN		2100	7177	21437	
376 SWITZRLND			587	2519	
400 U STATES		7314	47340	283184	
		15573	104923	454274	
HACK SAW BLADES					5625
100 U KINGDOM		4107		64153	
305 AUSTRIA				960	
335 GERMANY W		462		8751	
344 ITALY		641		836	
375 SWEDEN		368		3382	
400 U STATES		4069		100458	
		9647		178540	
SAWS N O P					5626
100 U KINGDOM		5335		60391	
317 CZECHO S				1504	
318 DENMARK				2000	
335 GERMANY W		9011		70014	
347 JAPAN		2019		12798	
359 NORWAY		1649		10498	
366 PORTUGAL				130	
375 SWEDEN		8241		67344	
376 SWITZRLND		116		319	
400 U STATES		23909		235187	
		50280		460185	

IMPORTS INTO CANADA FOR CONSUMPTION

Articles and Countries from which Imported		MONTH OF SEPTEMBER 1957		NINE MONTHS ENDED SEPTEMBER 1957		Class Number
		Quantities	Values (\$)	Quantities	Values (\$)	
WRENCHES						5627
100	U KINGDOM		1375		47658	
305	AUSTRIA		281		2770	
317	CZECHO S		513		513	
318	DENMARK				360	
327	FRANCE				121	
335	GERMANY W		20188		340019	
344	ITALY		1306		3820	
347	JAPAN		4126		44661	
375	SWEDEN		218		7368	
376	SWITZRLND				580	
400	U STATES		188685		1795356	
			216692		2243226	
ADZES CLEAVERS HATCHETS PLANES						5628
100	U KINGDOM		8993		147138	
231	HONG KONG				273	
305	AUSTRIA		64		2879	
317	CZECHO S				1256	
327	FRANCE				1826	
335	GERMANY W		23185		214310	
344	ITALY		316		6200	
347	JAPAN		992		11063	
354	NETHRLNDS				200	
375	SWEDEN		6574		77174	
376	SWITZRLND		544		1331	
381	ALASKA				57	
400	U STATES		90604		872461	
			131272		1336168	
ENGINEERS PRECISION TOOLS						5629
100	U KINGDOM		44273		351608	
207	UN SO AFR		5442		5442	
218	MALAYA				11537	
234	AUSTRALIA		610		4902	
305	AUSTRIA				985	
318	DENMARK		177		13928	
326	FINLAND				280	
327	FRANCE		1122		14690	
335	GERMANY W		48202		383870	
344	ITALY		301		6580	
347	JAPAN		11141		123889	
354	NETHRLNDS				5650	
375	SWEDEN		3152		60679	
376	SWITZRLND		14558		547830	
400	U STATES		424249		3542388	
			553227		5074258	
TOOLS N O P						5630
100	U KINGDOM		42980		504395	
231	HONG KONG		110		1662	
234	AUSTRALIA		335		871	
305	AUSTRIA		140		5564	
317	CZECHO S		56		1648	
318	DENMARK		166		2106	
327	FRANCE		504		45065	
335	GERMANY W		34390		352176	
340	HUNGARY		715		715	
344	ITALY		1932		9450	
347	JAPAN		22324		163857	
354	NETHRLNDS				416	
359	NORWAY				1681	
375	SWEDEN		5661		50171	
376	SWITZRLND		954		11141	
387	VENEZUELA				2407	
400	U STATES		894621		6226504	
			1004888		7379829	
FILES MANICURE						5631
100	U KINGDOM		448		3635	
327	FRANCE		145		266	
335	GERMANY W		504		12337	
347	JAPAN				112	
400	U STATES		4657		26782	
			5754		43132	
TOOLS FOR USE IN MACHINES						5632
100	U KINGDOM		61531		553605	
234	AUSTRALIA		277		1380	
236	NEW ZEAL				100	
305	AUSTRIA				1868	
306	BELGIUM				501	
318	DENMARK		181		2437	
327	FRANCE				7243	
335	GERMANY W		10584		129510	
344	ITALY		3098		11211	
347	JAPAN				8373	
354	NETHRLNDS				1639	
375	SWEDEN		4378		27233	
376	SWITZRLND		1996		16251	
381	ALASKA				240	
400	U STATES		655982		6684917	
			738027		7446508	
AUTOMOBILES FREIGHT NEW		NO				5641
100	U KINGDOM	36	56713	591	884577	
335	GERMANY W	192	200588	1398	1416286	
400	U STATES	418	1798894	4821	22498856	
		646	2056195	6810	24799719	
AUTOS PASS NEW UNDER 1200 DOL		NO				5642
100	U KINGDOM	1050	1003968	16302	16389598	
317	CZECHO S			3	2272	

IMPORTS INTO CANADA FOR CONSUMPTION

Articles and Countries from which Imported	MONTH OF SEPTEMBER 1957		NINE MONTHS ENDED SEPTEMBER 1957		Class Number
	Quantities	Values (\$)	Quantities	Values (\$)	
327 FRANCE			154	132504	
335 GERMANY W	2098	1550573	17236	12631217	
400 U STATES			18	12094	
	3148	2554541	33713	29167685	
AUTOS PASS NEW 1200 TO 210000L	NO				5643
100 U KINGDOM	204	294389	4140	5683733	
327 FRANCE			3	4140	
335 GERMANY W	110	174812	840	1158007	
375 SWEDEN			1	1555	
400 U STATES	27	46842	1029	1920099	
	341	516043	6013	8767534	
AUTOS PASS NEW N O P	NO				5644
100 U KINGDOM	17	48939	305	913039	
335 GERMANY W	7	25094	61	183486	
400 U STATES	187	528238	11517	33875861	
	211	602271	11883	34972386	
MOTOR OMNIBUSES NEW	NO				5645
100 U KINGDOM	1	1330	13	16387	
335 GERMANY W	42	53208	319	376723	
400 U STATES	53	285358	434	5150626	
	96	339896	766	5543736	
PARTS OF MOTOR BUS BODIES 4381					5646
100 U KINGDOM		3063		21878	
306 BELGIUM				84	
335 GERMANY W		1995		21892	
400 U STATES		266053		5112334	
		271111		5156188	
AXLES BRAKES CLUTCHES TRUCK					5648
100 U KINGDOM		2600		41109	
335 GERMANY W		3825		39940	
400 U STATES		1019260		16268852	
		1025685		16349901	
AUTOMOBILE PARTS N O P					5650
100 U KINGDOM		220381		3149394	
234 AUSTRALIA				4753	
305 AUSTRIA				569	
306 BELGIUM		2322		12351	
317 CZECHOS				1346	
327 FRANCE		1020		8808	
335 GERMANY W		90777		967694	
344 ITALY				869	
347 JAPAN		1765		20623	
354 NETHRLNDS				1352	
375 SWEDEN		177		16263	
381 ALASKA		300		821	
400 U STATES		9856405		172299401	
		10173147		176484244	
BICYCLES N O P	NO				5651
100 U KINGDOM	5957	109858	98354	1865013	
305 AUSTRIA			9	210	
317 CZECHOS			7450	103073	
327 FRANCE			586	14447	
335 GERMANY W	514	5212	3840	49396	
340 HUNGARY			5	66	
344 ITALY			428	10333	
354 NETHRLNOS	100	1506	749	10261	
376 SWITZRLNO			100	3152	
400 U STATES	154	1874	693	10012	
	6725	118450	112214	2065963	
BICYCLE PARTS					5652
100 U KINGDOM		46083		344750	
317 CZECHOS				6345	
327 FRANCE		238		1320	
335 GERMANY W		9407		63129	
344 ITALY				92	
347 JAPAN		73		5825	
354 NETHRLNDS		395		1307	
375 SWEDEN		1200		11751	
400 U STATES		1769		24195	
		59165		458714	
CARS RAILWAY BOX AND FLAT	NO				5653
400 U STATES			70	156988	
			70	156988	
CARS RAILWAY PASSENGER	NO				5654
400 U STATES			15	172268	
			15	172268	
CARS RAILWAY TANK	NO				5655
400 U STATES	9	79576	109	533811	
	9	79576	109	533811	
CARS RAILWAY N O P	NO				5656
100 U KINGDOM	19	29762	295	384278	
400 U STATES	7	5123	219	370807	
	26	34885	514	755085	
CARS RAILWAY PARTS OF					5657
100 U KINGDOM		2433		85345	
335 GERMANY W		12862		14482	
400 U STATES		367069		4538774	
		382364		4638601	
MOTOR RAIL CARS AND PARTS	NO				5658
100 U KINGDOM		16383	1	38857	
381 ALASKA			1	2025	
400 U STATES	5	437412	61	5459506	
	5	453795	63	5500388	
MOTOR CYCLES SIDE CARS AND PTS	NO				5660
100 U KINGDOM	23	16582	1637	907426	
220 BERMOUA			1	141	

IMPORTS INTO CANADA FOR CONSUMPTION

Articles and Countries from which Imported	MONTH OF SEPTEMBER 1957		NINE MONTHS ENDED SEPTEMBER 1957		Class Number
	Quantities	Values (\$)	Quantities	Values (\$)	
305 AUSTRIA			6	1832	
317 CZECHO S	9	1762	231	26199	
327 FRANCE			37	2758	
335 GERMANY W	6	1237	552	106036	
344 ITALY	3	1261	317	71348	
347 JAPAN			2	485	
354 NETHRLNDS			7	825	
376 SWITZRLND				122	
400 U STATES	33	33978	463	351045	
	74	54820	3253	1468217	
MOTOR VEHICLES N O P	NO				5661
100 U KINGDOM	7	9300	54	98782	
306 BELGIUM			1	275	
318 DENMARK			1	795	
327 FRANCE	2	1904	4	2929	
335 GERMANY W	7	13959	39	43465	
342 IRAN			1	765	
344 ITALY			2	279	
352 MEXICO	1	2178	2	5845	
354 NETHRLNDS	2	2193	4	4806	
376 SWITZRLND			1	2694	
381 ALASKA	3	1179	3	1179	
400 U STATES	142	175406	1105	1879717	
	164	206119	1217	2041531	
TRACTION ENGINES N O P AND PARTS	NO				5663
400 U STATES			1	421	
			1	421	
TRICYCLES N O P	NO				5664
100 U KINGDOM	113	1434	469	5723	
335 GERMANY W	160	1542	412	3906	
347 JAPAN			1154	3364	
400 U STATES	1473	5254	13130	55079	
	1746	8230	15165	68072	
FRAMES FOR BICYCLES	NO				5670
100 U KINGDOM			303	2033	
			303	2033	
TRUCKS BODIES FOR STREET CARS					5671
FACTORY WAREHOUSE TRUCKS MOTOR	NO				5672
100 U KINGDOM	2	4576	15	46304	
335 GERMANY W				51	
400 U STATES	28	96442	472	2228119	
	30	101018	487	2274474	
FORK LIFT TRUCKS AND PARTS	NO				5674
100 U KINGDOM	11	41430	82	286081	
335 GERMANY W			1	5392	
344 ITALY	3	2152	3	2152	
375 SWEDEN			38	7747	
400 U STATES	156	750036	1391	7123185	
	170	793618	1515	7424557	
ROLLER BEARINGS AND PARTS N O P					5680
100 U KINGDOM		52843		574442	
305 AUSTRIA		11435		51003	
306 BELGIUM				10764	
335 GERMANY W		17495		298762	
344 ITALY		580		10035	
354 NETHRLNDS		311		3675	
375 SWEDEN		61151		647866	
376 SWITZRLND		549		1482	
400 U STATES		452894		5690226	
		597258		7288255	
ANCHORS FOR VESSELS	CWT				5681
100 U KINGDOM	214	3051	4112	50675	
359 NORWAY			4	135	
400 U STATES	73	3700	2275	58907	
	287	6751	6391	109717	
BALL AND ROLR BRNGS FOR AUTOS					5682
100 U KINGDOM		3958		111872	
305 AUSTRIA				473	
335 GERMANY W		720		51604	
354 NETHRLNDS				3311	
375 SWEDEN				7983	
400 U STATES		166172		2177483	
		170850		2352726	
BALLS ROLLERS FOR BEARINGS					5683
100 U KINGDOM		332		5573	
305 AUSTRIA				54	
327 FRANCE		2578		20980	
335 GERMANY W		5469		36492	
375 SWEDEN		3758		80936	
400 U STATES		31879		393032	
		44016		537067	
BURNISHING BALLS					5684
100 U KINGDOM				319	
400 U STATES		632		8854	
		632		9173	
BALL BEARINGS AND PARTS N O P					5685
100 U KINGDOM		50254		434692	
305 AUSTRIA		12270		109103	
327 FRANCE				157	
335 GERMANY W		22541		275748	
344 ITALY		2728		39041	
354 NETHRLNDS				1349	
375 SWEDEN		62322		411152	
376 SWITZRLND		179		4068	
400 U STATES		351679		4137001	
		501973		5412311	

IMPORTS INTO CANADA FOR CONSUMPTION

Articles and Countries from which Imported	MONTH OF SEPTEMBER 1957		NINE MONTHS ENDED SEPTEMBER 1957		Class Number	
	Quantities	Values (\$)	Quantities	Values (\$)		
BOTTLES STEEL FOR GAS					5686	
100 U KINGDOM				69390		
220 BERMUDA				11200		
224 JAMAICA		72		128		
227 BAHAMAS				2030		
381 ALASKA				57		
400 U STATES		71841		1829977		
		71913		1912782		
BAYONETS SWORDS FOILS MASKS					5687	
100 U KINGDOM		1133		5839		
231 HONG KONG				55		
327 FRANCE				1375		
335 GERMANY W				3378		
344 ITALY		174		312		
400 U STATES		62		1292		
		1369		12251		
MATERIALS FOR CREAM SEPARATORS					5688	
GALVANIZED RANGE BOILERS	NO				5689	
100 U KINGDOM	2215	19350	13089	116894		
400 U STATES	488	11489	6966	153244		
	2703	30839	20055	270138		
DRUMS CYLINDERS BARRELS TANKS					5690	
100 U KINGDOM		2034		39622		
335 GERMANY W				13278		
376 SWITZRLND				338		
381 ALASKA		175		4817		
400 U STATES		147888		1975460		
		150097		2033515		
FRAMES FOR PURSES RETICULES					5691	
100 U KINGDOM		1574		56546		
305 AUSTRIA		436		2764		
306 BELGIUM		1475		28670		
327 FRANCE				206		
335 GERMANY W		3629		57092		
344 ITALY		723		6065		
347 JAPAN				292		
372 SPAIN		254		3706		
400 U STATES		16361		128588		
		24452		283929		
FURNITURE OF METAL					5692	
100 U KINGDOM		17917		183393		
224 JAMAICA				116		
231 HONG KONG				7068		
234 AUSTRALIA				400		
305 AUSTRIA				1043		
306 BELGIUM				655		
318 DENMARK				5103		
327 FRANCE		9060		18701		
335 GERMANY W		4559		29601		
344 ITALY		956		6717		
347 JAPAN				619		
354 NETHRLNDS		863		5556		
359 NORWAY		69		3988		
375 SWEDEN		987		7400		
376 SWITZRLND		222		2117		
381 ALASKA				135		
388 YUGO SLAV		1984		1984		
400 U STATES		847375		6244838		
		883992		6519434		
MATERIALS FOR BUOYS					5693	
100 U KINGDOM		453		1857		
335 GERMANY W				284		
375 SWEDEN				11019		
400 U STATES		8564		96225		
		9017		109385		
GOLF SHAFTS OF SEAMLESS STEEL					5694	
100 U KINGDOM				104084		
400 U STATES		3469		25425		
		3469		129509		
MATERIALS FOR RIFLES					5695	
400 U STATES				39257		
				39257		
METAL PARTS FOR SHOTGUNS					5696	
400 U STATES		687		687		
		687		687		
GUN BARRELS ROUGH BORED					5697	
100 U KINGDOM				12053		
				12053		
GUNS RIFLES AIR GUNS FIREARMS					5698	
100 U KINGDOM		4200		68466		
231 HONG KONG				981		
305 AUSTRIA		2113		5675		
306 BELGIUM		146		7132		
314 COLOMBIA		160		160		
317 CZECHO S		455		7497		
326 FINLAND		488		591		
327 FRANCE				6281		
335 GERMANY W		3127		38060		
344 ITALY		1091		7649		
347 JAPAN				204		
359 NORWAY				152		
372 SPAIN				2480		
375 SWEDEN		165		828		
376 SWITZRLND		140		1146		
400 U STATES		70381		533903		
		82466		681205		

IMPORTS INTO CANADA FOR CONSUMPTION

Articles and Countries from which Imported	MONTH OF SEPTEMBER 1957		NINE MONTHS ENDED SEPTEMBER 1957		Class Number
	Quantities	Values (\$)	Quantities	Values (\$)	
GUNS NOT MADE IN CANADA					5699
100 U KINGDOM		10559		113690	
231 HONG KONG				2578	
305 AUSTRIA		2083		4316	
306 BELGIUM		4057		114269	
317 CZECHO S		2410		6445	
318 DENMARK		1958		22965	
326 FINLAND		1181		2010	
327 FRANCE		465		3189	
335 GERMANY W		1980		14836	
344 ITALY		8737		31616	
347 JAPAN				165	
359 NORWAY		6632		32983	
372 SPAIN		1808		16172	
375 SWEDEN		7192		981396	
376 SWITZRLND		1920		10324	
400 U STATES		526856		3498084	
		577838		4855038	
KNIFE FORK SCISSORS BLANKS					5700
100 U KINGDOM				11954	
400 U STATES		7731		80809	
		7731		92763	
METAL PARTS LOOSELEAF BINDERS					5701
100 U KINGDOM		1556		79070	
305 AUSTRIA				2743	
335 GERMANY W				102	
400 U STATES		26412		341225	
		27968		423140	
MAGIC LANTERNS AND SLIDES					5702
100 U KINGDOM				4432	
327 FRANCE				630	
335 GERMANY W		181		10194	
347 JAPAN		1460		12124	
375 SWEDEN				424	
400 U STATES		147930		665653	
		149571		693457	
PRESSED STEEL BELT PULLEYS					5703
100 U KINGDOM				11892	
234 AUSTRALIA				5503	
400 U STATES		12962		139179	
		12962		156574	
RAILWAY TIES FISH PLATES IRON	CWT				5704
100 U KINGDOM	11848	84668	142721	1020185	
306 BELGIUM			313	2017	
327 FRANCE			32	205	
335 GERMANY W	105	685	576	4048	
354 NETHRLNDS	35	241	287	1985	
400 U STATES	10716	66740	40716	310146	
	22704	152334	184645	1338586	
RAILWAY INTERSECTION LAYOUTS					5705
400 U STATES		3213		78818	
		3213		78818	
SAFES AND DOORS FOR VAULTS					5706
100 U KINGDOM		18541		196742	
335 GERMANY W				721	
359 NORWAY		396		6246	
372 SPAIN				210	
375 SWEDEN				291	
400 U STATES		76260		704168	
		95197		908378	
STEEL WOOL					5708
100 U KINGDOM		1166		1284	
335 GERMANY W				427	
359 NORWAY				4015	
400 U STATES		19613		143668	
		20779		149394	
LATH OF IRON OR STEEL	CWT				5709
100 U KINGDOM	1295	12554	5893	59609	
400 U STATES	701	8563	5909	80927	
	1996	21117	11802	140536	
VALVES IRON OR STEEL N O P					5713
100 U KINGDOM		93639		802092	
305 AUSTRIA				2706	
318 DENMARK				997	
335 GERMANY W		1731		44454	
344 ITALY				1532	
347 JAPAN				150	
354 NETHRLNDS		17315		185505	
375 SWEDEN		2681		38085	
376 SWITZRLND				289	
400 U STATES		1034381		10759431	
		1149747		11835241	
MANUFACTURES OF IRON STEEL NOP					5714
100 U KINGDOM		739424		5899844	
231 HONG KONG		828		4647	
234 AUSTRALIA				2522	
305 AUSTRIA		1131		10453	
306 BELGIUM		2555		14928	
317 CZECHO S				1465	
318 DENMARK		988		9486	
327 FRANCE		12614		347082	
335 GERMANY W		81858		694720	
344 ITALY		2019		380984	
347 JAPAN		20510		152260	
352 MEXICO				56	
354 NETHRLNDS		2010		43131	

IMPORTS INTO CANADA FOR CONSUMPTION

Articles and Countries from which Imported	MONTH OF SEPTEMBER 1957		NINE MONTHS ENDED SEPTEMBER 1957		Class Number
	Quantities	Values (\$)	Quantities	Values (\$)	
359 NORWAY		772		9195	
360 ISRAEL		815		1143	
375 SWEDEN		18989		330226	
376 SWITZRLND		1396		84168	
381 ALASKA				104	
383 HAWAII				83	
384 P RICO				2132	
387 VENEZUELA				10087	
389 IRELAND		635		635	
400 U STATES		5523169		51685748	
		6409713		59685099	
COOKING STOVES COAL OR WOOD	NO				5715
100 U KINGDOM		264	21	2412	
400 U STATES	4	23855	605	29249	
	486	24119	626	31661	
COOKING STOVES ELEC OVER 25DOL	NO				5716
347 JAPAN			1	126	
400 U STATES	791	89062	6959	809317	
	791	89062	6960	809443	
COOKING STOVES GAS OVER 10 DOL	NO				5717
100 U KINGDOM			22	1195	
400 U STATES	3066	252620	19450	1700176	
	3066	252620	19472	1701371	
COOKING STOVES OIL OVER 10 DOL	NO				5718
100 U KINGDOM			3	61	
344 ITALY			1	66	
375 SWEDEN	30	903	30	903	
400 U STATES	201	8774	905	52303	
	231	9677	939	53333	
FURNACES- DOMESTIC HOT WATER					5719
100 U KINGDOM				4289	
400 U STATES		104002		528468	
		104002		532757	
FURNACES DOMESTIC WARM AIR	NO				5720
400 U STATES	4554	525848	22091	2686853	
	4554	525848	22091	2686853	
OIL BURNERS	NO				5721
400 U STATES	216	28474	1206	169667	
	216	28474	1206	169667	
RADIATORS CAST IRON	SQ FT				5722
400 U STATES			13813	5987	
			13813	5987	
ELECTRIC COOKING APPARATUS NOP					5723
100 U KINGDOM		23035		111724	
234 AUSTRALIA				75	
327 FRANCE				65	
335 GERMANY W		637		1355	
344 ITALY				671	
347 JAPAN				332	
400 U STATES		328654		2034683	
		352326		2148905	
HEATING COOKING APPARATUS NOP					5724
100 U KINGDOM		5572		22697	
305 AUSTRIA				2130	
306 BELGIUM		797		3063	
318 DENMARK		119		119	
335 GERMANY W				3824	
347 JAPAN				531	
354 NETHRLNDS				140	
375 SWEDEN				2196	
376 SWITZRLND				75	
400 U STATES		734550		3851227	
		741038		3886002	
PARTS HEATING AND COOKING APP					5725
100 U KINGDOM		2753		22704	
318 DENMARK				3176	
327 FRANCE				918	
347 JAPAN				58	
354 NETHRLNDS				70	
375 SWEDEN		959		6198	
376 SWITZRLND				74	
400 U STATES		1081997		9256345	
		1085709		9289543	
OVENS COMMERCIAL BAKERY					5726
100 U KINGDOM		963		19300	
354 NETHRLNDS				17620	
400 U STATES		6595		491984	
		7558		528904	
GAS STOVE THERMOSTATS LIGHTERS					5727
400 U STATES		5026		54229	
		5026		54229	
HEATERS OIL 20 DOLLARS OR OVER	NO				5728
100 U KINGDOM			3	87	
234 AUSTRALIA	1	185	1	185	
327 FRANCE			6	120	
400 U STATES	6479	281101	28029	1311358	
	6480	281286	28039	1311750	
METAL STAMPINGS FOR BATHTUBS	CWT				5729
400 U STATES	9712	161991	58042	983642	
	9712	161991	58042	983642	
INDUSTRIAL FURNACES AND PARTS					5730
100 U KINGDOM		124046		779188	
335 GERMANY W				14193	
344 ITALY				70	
354 NETHRLNDS				6893	
400 U STATES		307319		2162961	
		431365		2963305	

IMPORTS INTO CANADA FOR CONSUMPTION

Articles and Countries from which Imported	MONTH OF SEPTEMBER 1957		NINE MONTHS ENDED SEPTEMBER 1957		Class Number
	Quantities	Values (\$)	Quantities	Values (\$)	
RANGE OIL BURNERS					
400 U STATES	NO				5731
	635	18342	1884	61012	
	635	18342	1884	61012	
WATER HEATER PARTS					
100 U KINGDOM		146		1772	5733
335 GERMANY W				1197	
400 U STATES		54059		405370	
		54205		408339	
WATER HEATERS GAS					
100 U KINGDOM	NO				5734
335 GERMANY W	145	6969	544	27199	
354 NETHRLNDS			100	5080	
400 U STATES			24	1341	
	4447	223159	20510	1048295	
	4592	230128	21178	1081915	
WATER HEATERS ELECTRIC					
100 U KINGDOM	NO				5735
335 GERMANY W	151	2466	230	5485	
400 U STATES	15	289	838	2774	
	1744	73986	12584	568975	
	1910	76741	13652	577234	
WATER HEATERS N O P					
100 U KINGDOM	NO				5736
400 U STATES	1	3023	26	5459	
	403	24547	2318	171208	
	404	27570	2344	176667	
HOUSEHOLD SCALES AND PTS					
100 U KINGDOM	NO				5737
317 CZECHO S			542	1364	
335 GERMANY W			25	93	
375 SWEDEN			2890	6537	
400 U STATES	6	171	18	1263	
	19516	71014	127643	456736	
	19522	71185	131118	465993	
SCALES BALANCES PARTS N O P					
100 U KINGDOM		23526		157519	5738
306 BELGIUM		12459		21490	
317 CZECHO S				101	
318 DENMARK				14603	
327 FRANCE		103		103	
335 GERMANY W		11117		80862	
347 JAPAN				185	
354 NETHRLNDS		334		16257	
375 SWEDEN				4560	
376 SWITZRLND		9123		60911	
381 ALASKA				1534	
400 U STATES		224768		2138968	
		281430		2497093	

IMPORTS INTO CANADA FOR CONSUMPTION

Articles and Countries from which Imported	MONTH OF SEPTEMBER 1957		NINE MONTHS ENDED SEPTEMBER 1957		Class Number
	Quantities	Values (\$)	Quantities	Values (\$)	
<u>GROUP 6</u>					
NONFERROUS METALS AND PRODUCTS					
ALUMINA AND BAUXITE N O P	CWT				6001
100 U KINGDOM			371	5340	
221 B GUIANA	244294	259809	1877283	1989396	
356 SURINAM	134256	135685	1678382	1411581	
400 U STATES	39623	127119	455930	1171972	
	416173	522613	4011966	4578289	
BAUXITE ALUMINA FOR REFINING	CWT				6002
221 B GUIANA	1407123	396479	12189969	3411306	
224 JAMAICA	642057	2035650	5447981	17463455	
328 FR AFRICA	647586	176243	6021937	1636946	
347 JAPAN			267085	780136	
356 SURINAM	583587	162006	5250668	1459971	
400 U STATES	634480	2125995	1250834	4262489	
	3914833	4896373	30428474	29014303	
CRYOLITE OR KRYOLITE	CWT				6003
318 DENMARK	90269	923681	90269	923681	
335 GERMANY W			22050	228245	
344 ITALY	45834	477131	45834	477131	
372 SPAIN			33069	345600	
400 U STATES	56	732	1231	15600	
	136159	1401544	192453	1990257	
ALUMINUM PIGS INGOTS BLOCKS	CWT				6004
100 U KINGDOM	50	1790	307	14800	
400 U STATES	1360	38930	7251	211592	
	1410	40720	7558	226392	
ALUMINUM SCRAP	CWT				6005
400 U STATES	468	7740	4572	66130	
	468	7740	4572	66130	
ALUMINUM ANGLES CHANNELS BEAMS	CWT				6006
100 U KINGDOM	107	5436	1981	110332	
400 U STATES	985	62879	6094	444936	
	1092	68315	8075	555268	
ALUMINUM BAR ROD AND WIRE RODS	CWT				6007
100 U KINGDOM	3669	115099	10901	385998	
335 GERMANY W			2	132	
375 SWEDEN			8678	232043	
376 SWITZRLND			56	2650	
400 U STATES	26184	890600	53540	1839143	
	29853	1005699	73177	2459966	
ALUMINUM LEAF OR FOIL					6009
100 U KINGDOM		20208		180907	
305 AUSTRIA		6532		13683	
335 GERMANY W		3492		7885	
344 ITALY				2288	
347 JAPAN				1042	
354 NETHRLNDS				479	
376 SWITZRLND				1500	
400 U STATES		96453		507182	
		126685		714966	
ALUMINUM PIPES AND TUBES	CWT				6010
100 U KINGDOM	427	19747	5368	276904	
335 GERMANY W			24	1259	
400 U STATES	923	51783	2534	176201	
	1350	71530	7926	454364	
ALUMINUM PLATES SHEETS STRIPS	CWT				6011
100 U KINGDOM	17311	482284	58777	1907200	
305 AUSTRIA			40	1355	
335 GERMANY W			83	3561	
354 NETHRLNDS			111	3886	
376 SWITZRLND	45	2059	300	13793	
400 U STATES	3220	152167	24161	1293967	
	20646	636510	83472	3223762	
ALUMINUM POWDER AND PASTE	LB				6012
100 U KINGDOM	6216	1730	149078	48095	
400 U STATES	114200	43199	381792	153193	
	120416	44929	530870	201288	
ALUMINUM WIRE AND CABLE	CWT				6013
100 U KINGDOM	7370	266924	27640	975147	
400 U STATES	3424	114306	6180	256072	
	10794	381230	33820	1231219	
ALUMINUM HOUSEHOLD HOLLOW WARE					6014
100 U KINGDOM		2227		37996	
306 BELGIUM				569	
327 FRANCE				140	
335 GERMANY W		147		5249	
344 ITALY		22221		99865	
347 JAPAN		653		14376	
359 NORWAY				503	
372 SPAIN		832		6055	
376 SWITZRLND				4662	
400 U STATES		125327		1172039	
		151407		1341454	
ALUMINUM MANUFACTURES N O P					6015
100 U KINGDOM		140189		995118	
231 HONG KONG				1439	
306 BELGIUM		290		567	
317 CZECHOS				776	
318 DENMARK		570		682	
327 FRANCE		1253		7588	

IMPORTS INTO CANADA FOR CONSUMPTION

Articles and Countries from which Imported	MONTH OF SEPTEMBER 1957		NINE MONTHS ENDED SEPTEMBER 1957		Class Number
	Quantities	Values (\$)	Quantities	Values (\$)	
335 GERMANY W		7280		43086	
344 ITALY		8371		51854	
347 JAPAN		12756		90601	
354 NETHRLNDS		88		7436	
359 NORWAY				458	
365 POLAND				98	
375 SWEDEN		2349		11455	
376 SWITZRLND		906		26932	
381 ALASKA		102		946	
400 U STATES		1006147		8225025	
		1180301		9464061	
BRASS IN BLOCKS INGOTS OR PIGS	CWT				6021
400 U STATES			77	3228	
			77	3228	
BRASS SCRAP	CWT				6022
100 U KINGDOM			14	213	
220 BERMUDA			24	239	
334 ST PIERRE			20	200	
359 NORWAY			18	360	
375 SWEDEN			17	352	
400 U STATES	75	1431	1074	28501	
	75	1431	1167	29865	
BRASS IN BARS AND RODS	CWT				6023
100 U KINGDOM	245	8044	6835	193494	
335 GERMANY W	3	358	131	7849	
388 YUGO SLAV			5	133	
400 U STATES	146	6709	1526	81555	
	394	15111	8497	283031	
BRASS IN STRIPS SHEETS PLATES	CWT				6024
100 U KINGDOM	1759	51216	14844	489675	
306 BELGIUM			177	6482	
335 GERMANY W			63	2649	
400 U STATES	148	9615	3150	232476	
	1907	60831	18234	731282	
BRASS TUBING	CWT				6025
100 U KINGDOM	1	64	145	8051	
335 GERMANY W	56	2174	496	32112	
376 SWITZRLND			58	4992	
400 U STATES	608	46291	9810	756684	
	665	48529	10509	801839	
METAL CAPS FOR ELEC BATTERIES					6025
400 U STATES		3632		44483	
		3632		44483	
BRASS OR BRONZE COIN LOCKS					6029
400 U STATES		118		3122	
		118		3122	
BRASS HAND PUMPS N O P					6030
100 U KINGDOM		594		2579	
400 U STATES		521		14639	
		1115		17218	
BRASS VALVES PLATED OR NOT					6031
100 U KINGDOM		20789		101581	
306 BELGIUM				1133	
318 DENMARK		2589		27411	
335 GERMANY W		8804		27184	
344 ITALY		6080		76895	
347 JAPAN				18847	
354 NETHRLNDS				1391	
375 SWEDEN		8443		42008	
376 SWITZRLND				2639	
400 U STATES		327023		3142675	
		373728		3441764	
BRASS METERS AND PARTS					6032
100 U KINGDOM		9103		56046	
335 GERMANY W		403		403	
400 U STATES		15631		354978	
		25137		411427	
BRASS WIRE N O P	LB				6033
100 U KINGDOM	12000	5212	80918	33577	
400 U STATES	5057	3408	33450	23765	
	17057	8620	114368	57342	
BRASS WIRE CLOTH OR WOVEN WIRE					6034
100 U KINGDOM		463		11183	
305 AUSTRIA				2243	
327 FRANCE		1446		2892	
335 GERMANY W		2428		54746	
400 U STATES		2318		45304	
		6655		116368	
BRASS MANUFACTURE N O P					6035
100 U KINGDOM		60385		608889	
215 INDIA		4686		23226	
231 HONG KONG		4947		17784	
234 AUSTRALIA		1155		1155	
305 AUSTRIA		222		1272	
306 BELGIUM		379		4905	
318 DENMARK		967		4265	
327 FRANCE		326		7546	
335 GERMANY W		11309		86958	
344 ITALY		5095		75194	
347 JAPAN		2862		61691	
352 MEXICO		130		130	
354 NETHRLNDS		4221		22477	
359 NORWAY				919	
360 ISRAEL		5082		19331	
366 PORTUGAL		58		58	
371 THAILAND		246		246	

IMPORTS INTO CANADA FOR CONSUMPTION

Articles and Countries from which Imported	MONTH OF SEPTEMBER 1957		NINE MONTHS ENDED SEPTEMBER 1957		Class Number
	Quantities	Values (\$)	Quantities	Values (\$)	
372 SPAIN				1016	
375 SWEDEN		1973		16920	
376 SWITZRLND				3815	
389 IRELAND		795		795	
390 GERMANY E		169		169	
392 SYRIA				221	
400 U STATES		954337		8001545	
		1059344		8960527	
BRASS WIRE FOR FOURDRINIER					6036
PLUMBERS BRASS GOODS					6037
100 U KINGDOM		15830		106114	
335 GERMANY W		3664		16860	
344 ITALY		16849		143657	
347 JAPAN		16506		80624	
354 NETHRLNDS				13777	
375 SWEDEN		2551		3191	
376 SWITZRLND				299	
400 U STATES		287639		2663319	
		343039		3027841	
COPPER IN BLOCKS PIGS INGOTS	CWT				6042
400 U STATES	7265	201204	59436	1653925	
	7265	201204	59436	1653925	
COPPER SCRAP	CWT				6043
400 U STATES	249	5388	76678	2003534	
	249	5388	76678	2003534	
COPPER BARS FOR ELECTRIC WIRES	CWT				6044
400 U STATES	1155	41611	23051	795581	
	1155	41611	23051	795581	
COPPER IN BARS OR RODS N O P	CWT				6046
100 U KINGDOM			4800	132960	
335 GERMANY W			567	26627	
400 U STATES	113	3578	1390	51164	
	113	3578	6757	210751	
COPPER IN STRIPS SHEETS PLATES	CWT				6047
100 U KINGDOM	1795	63127	9738	368185	
400 U STATES	22	1681	702	55759	
	1817	64808	10440	423944	
COPPER TUBING	CWT				6048
100 U KINGDOM	752	28490	8687	381523	
312 CHILE			81	3044	
400 U STATES	2308	112324	5266	338295	
	3060	140814	14034	722862	
COPPER ROLLERS FOR WALL PAPER					6049
100 U KINGDOM				24578	
400 U STATES		535		7388	
		535		31966	
COPPER WIRE N O P	LB				6050
100 U KINGDOM			31122	14741	
354 NETHRLNDS			465	446	
400 U STATES	2011	1012	21542	17748	
	2011	1012	53129	32935	
COPPER WIRE CLOTH WOVEN WIRE					6051
100 U KINGDOM				187	
335 GERMANY W				512	
400 U STATES				4602	
				5301	
COPPER MANUFACTURES OF N O P					6052
100 U KINGDOM		1032		23756	
215 INDIA				57	
231 HONG KONG				387	
305 AUSTRIA		150		252	
306 BELGIUM				487	
322 EGYPT				254	
327 FRANCE				444	
335 GERMANY W		536		2451	
344 ITALY		553		3780	
347 JAPAN				7367	
354 NETHRLNDS		3806		25380	
360 ISRAEL		243		243	
375 SWEDEN				2973	
376 SWITZRLND		97		485	
392 SYRIA				300	
400 U STATES		100179		842142	
		106596		910758	
LEAD IN PIGS AND BLOCKS	LB				6061
100 U KINGDOM	227969	26376	255449	30188	
352 MEXICO			551129	56639	
400 U STATES	11008	2196	1325862	205607	
	238977	28572	2132440	292434	
LEAD OLD AND SCRAP	LB				6062
224 JAMAICA	24000	576	99456	2193	
338 HAITI			8128	197	
400 U STATES			13450	3712	
	24000	576	121034	6102	
LEAD IN BARS AND SHEETS	LB				6063
100 U KINGDOM			63476	10750	
400 U STATES			8375	2409	
			71851	13159	
LEAD PIPE	LB				6064
100 U KINGDOM			11383	1863	
			11383	1863	
LEAD CAPSULES FOR BOTTLES					6065
100 U KINGDOM		6482		27956	
234 AUSTRALIA				67	
327 FRANCE		899		899	

IMPORTS INTO CANADA FOR CONSUMPTION

Articles and Countries from which Imported	MONTH OF SEPTEMBER 1957		NINE MONTHS ENDED SEPTEMBER 1957		Class Number
	Quantities	Values (\$)	Quantities	Values (\$)	
354 NETHRLNDS		771		12883	
400 U STATES				1693	
LEAD SHOT AND BULLETS		8152		43498	
100 U KINGDOM	LB		5852	1689	6066
400 U STATES	302	137	5758	3146	
LEAD MANUFACTURES N O P	302	137	11610	4835	
100 U KINGDOM		2655		27005	6068
231 HONG KONG				742	
306 BELGIUM				208	
327 FRANCE				123	
335 GERMANY W		492		1467	
347 JAPAN		135		990	
354 NETHRLNDS				2253	
359 NORWAY		203		283	
400 U STATES		17256		163775	
RODS 90 PC NICKEL FOR WIRE		20741		196846	
400 U STATES	LB				6070
	3964	5135	27594	34302	
NICKEL NICKEL SILVER IN INGOTS		5135	27594	34302	
400 U STATES	LB				6071
	78276	23613	413989	122911	
NICKEL BARS RODS STRIPS SHEETS		23613	413989	122911	
100 U KINGDOM	LB				6072
335 GERMANY W	8415	14888	79253	122119	
359 NORWAY			647	297	
400 U STATES			123200	87620	
	301337	286880	2387307	2472313	
NICKEL SILVER BARS RODS STRIPS		301768	2590407	2682349	
335 GERMANY W	LB				6073
400 U STATES	1000	702	1000	702	
	409	589	3085	3549	
NICKEL CHROMIUM IN BARS RODS		1291	4085	4251	
100 U KINGDOM	LB				6074
400 U STATES			9832	14532	
	2142	2501	21336	29294	
NICKEL MANUFACTURES NOT PLATED		2501	31168	43826	
100 U KINGDOM		2232		18580	6075
335 GERMANY W				194	
344 ITALY				714	
354 NETHRLNDS		552		552	
400 U STATES		16069		196584	
NICKEL AND PLATED HOLLOW WARE		18853		216624	
400 U STATES					6076
		96		345	
NICKEL PLATED WARE N O P		95		345	
100 U KINGDOM		5858		142895	6077
234 AUSTRALIA		946		1348	
305 AUSTRIA		5688		12199	
306 BELGIUM				332	
317 CZECHO S		425		425	
327 FRANCE		356		3234	
335 GERMANY W		19024		192482	
344 ITALY		1736		8711	
347 JAPAN		2627		17509	
354 NETHRLNDS		764		12641	
375 SWEDEN				2901	
376 SWITZRLND		585		1122	
400 U STATES		94320		833783	
ELECTRO PLATED WARE GILT WARE		132329		1229582	
100 U KINGDOM		74314		687974	6082
207 UN SO AFR				1385	
215 INDIA				3010	
231 HONG KONG		866		22177	
234 AUSTRALIA		9409		13338	
305 AUSTRIA		3224		17533	
306 BELGIUM				547	
317 CZECHO S				4816	
318 DENMARK		193		3873	
327 FRANCE		897		13311	
335 GERMANY W		50780		376704	
344 ITALY		6919		100573	
347 JAPAN		11558		226299	
354 NETHRLNDS		977		7524	
359 NORWAY				279	
372 SPAIN		649		2372	
375 SWEDEN				4894	
376 SWITZRLND		241		7086	
400 U STATES		918041		8094646	
GOLD SILVER SWEEPS GOLD FRINGE		1078068		9588341	
100 U KINGDOM		760		217	6084
327 FRANCE		206		8578	
335 GERMANY W				524	
400 U STATES				9374	
GOLD SILVER DUTCH METAL LEAF		966		18693	
100 U KINGDOM		6375		34747	6085
335 GERMANY W		762		3147	
344 ITALY				223	
400 U STATES		6478		66178	
		13615		104295	

IMPORTS INTO CANADA FOR CONSUMPTION

Articles and Countries from which Imported	MONTH OF SEPTEMBER 1957		NINE MONTHS ENDED SEPTEMBER 1957		Class Number
	Quantities	Values (\$)	Quantities	Values (\$)	
GOLD MANUFACTURES N O P					6086
100 U KINGDOM		182		2872	
335 GERMANY W				4062	
344 ITALY				752	
400 U STATES		5976		56619	
		6158		64305	
PLATINUM PALLADIUM IRIDIUM					6087
100 U KINGDOM		1779769		10672778	
400 U STATES		9240		1564229	
		1789009		10829207	
PLATINUM CRUCIBLES					6088
400 U STATES		85365		1016573	
		85365		1016573	
PLAT RETORT FOR SULPHURIC ACID					6089
BLACK OXIDE COPPER FOR COLOURS	LB				6090
100 U KINGDOM			4480	1510	
			4480	1510	
SILVER UNMANUFACTURED	OZ				6091
100 U KINGDOM			2754	2428	
400 U STATES	455097	397729	1056535	921125	
	455097	397729	1059289	923553	
COIN FOREIGN EXCEPT GOLD					6092
306 BELGIUM				273	
				273	
TOILET ARTICLES OF STERLING					6093
100 U KINGDOM		5970		13325	
335 GERMANY W				1923	
400 U STATES		217		5358	
		6187		20606	
SILVER MANUFACTURES N O P					6094
100 U KINGDOM		42495		272737	
217 CEYLON				50	
231 HONG KONG				281	
234 AUSTRALIA				189	
306 BELGIUM				163	
317 CZECHOS				612	
318 DENMARK		3443		21669	
327 FRANCE		187		1925	
335 GERMANY W		957		15810	
344 ITALY		79		720	
347 JAPAN				325	
352 MEXICO		78		997	
354 NETHRLNDS				230	
359 NORWAY				552	
371 THAILAND				160	
375 SWEDEN		1585		6318	
376 SWITZRLND				309	
378 JORDAN		119		119	
400 U STATES		12427		137936	
		61370		461102	
TIN BLOCKS PIGS OR BARS	CWT				6101
100 U KINGDOM	784	69573	6874	635693	
218 MALAYA	560	48505	22620	2105241	
306 BELGIUM	1008	88907	16688	1546907	
335 GERMANY W	443	38124	901	78823	
354 NETHRLNDS	2688	242562	12430	1147954	
400 U STATES	340	30433	7360	713265	
	5823	518104	66873	6227883	
TINFOIL	LB				6102
100 U KINGDOM	1229	1092	1229	1092	
400 U STATES	424	503	11520	11591	
	1653	1595	12749	12683	
COLLAPSIBLE TUBES OF METAL					6103
100 U KINGDOM				426	
400 U STATES		4259		27955	
		4259		28381	
ZINC BLOCKS PIGS BARS PLATES	CWT				6112
400 U STATES	123	2092	825	17259	
	123	2092	825	17259	
ZINC STRIP AND SHEETS	CWT				6113
100 U KINGDOM	50	765	381	6641	
306 BELGIUM	312	5460	2124	40824	
335 GERMANY W	119	1681	6252	108717	
400 U STATES	1135	33613	15055	412725	
	1616	41519	23812	568907	
ZINC DUST	CWT				6115
100 U KINGDOM	100	1513	5284	80164	
354 NETHRLNDS			43	1505	
400 U STATES	1110	16341	3914	64440	
	1210	17854	9241	146109	
ZINC MANUFACTURES N O P					6116
100 U KINGDOM		1293		14406	
231 HONG KONG		4157		9265	
305 AUSTRIA		336		336	
306 BELGIUM				2286	
318 DENMARK				206	
327 FRANCE				729	
335 GERMANY W		716		14211	
344 ITALY				689	
347 JAPAN				6350	
354 NETHRLNDS				578	
400 U STATES		170934		1657864	
		177436		1706920	
ZINC SLUGS FOR DRY BATTERIES					6117
400 U STATES		7344		142105	
		7344		142105	

IMPORTS INTO CANADA FOR CONSUMPTION

Articles and Countries from which Imported	MONTH OF SEPTEMBER 1957		NINE MONTHS ENDED SEPTEMBER 1957		Class Number
	Quantities	Values (\$)	Quantities	Values (\$)	
ALLOYS OF COPPER					
100 U KINGDOM		853		27688	6119
400 U STATES		24158		242356	
		25011		270044	
ALLOYS OF MAGNESIUM					
100 U KINGDOM				1124	6120
400 U STATES		14736		197342	
		14736		198466	
BABBITT METAL IN BLOCKS BARS					
100 U KINGDOM	CWT			2638	6121
400 U STATES		28	234	19597	
		28	277	22235	
BRITANNIA METAL AND MFRS					
100 U KINGDOM		1128		4180	6123
318 DENMARK				464	
400 U STATES		1373		12710	
		2501		17354	
CHROMIUM TUNGSTEN FOR ALLOYS					
100 U KINGDOM	LB	914	52958	90316	6124
305 AUSTRIA			35	552	
354 NETHRLNDS			59	1992	
400 U STATES		910	45098	247504	
		1824	98150	340364	
ALLOY SLUGS CAST WITH OIAMONOS					
400 U STATES				504	6125
				504	
				14712	
				14712	
PHOSPHOR TIN PHOSPHOR BRONZE					
100 U KINGDOM	LB	110237	639541	382301	6126
335 GERMANY W			157443	115616	
400 U STATES		8454	230433	197911	
		118691	1027417	695828	
WATCHES OVER ONE JEWEL					
100 U KINGDOM		127		2712	6127
231 HONG KONG				467	
305 AUSTRIA				50	
327 FRANCE		6448		41391	
335 GERMANY W		10670		74682	
354 NETHRLNDS				337	
376 SWITZRLND		161647		762493	
383 HAWAII				200	
400 U STATES		4124		28852	
		183016		911184	
WATCHES ONE OR NO JEWEL					
100 U KINGDOM		2124		3193	6128
305 AUSTRIA				1918	
335 GERMANY W				5467	
375 SWEDEN				650	
376 SWITZRLNO		26879		359906	
400 U STATES				3299	
		29003		374433	
WATCH ACTIONS OVER ONE JEWEL					
100 U KINGDOM				7136	6129
231 HONG KONG				2032	
327 FRANCE		3653		65443	
335 GERMANY W		55527		341636	
376 SWITZRLND		349391		3209318	
400 U STATES		10977		114758	
		419548		3740323	
WATCH ACTIONS ONE OR NO JEWEL					
100 U KINGDOM		6218		178554	6130
327 FRANCE				2077	
335 GERMANY W		4925		5033	
376 SWITZRLNO		5104		91987	
400 U STATES				2451	
		16247		280102	
CLOCKS N O P					
100 U KINGDOM	NO	1257	5775	32939	6131
231 HONG KONG			15	59	
306 BELGIUM			5	205	
318 DENMARK			4	679	
327 FRANCE		26	74	1201	
335 GERMANY W		9403	61127	320282	
344 ITALY			500	2073	
347 JAPAN		412	1775	2908	
354 NETHRLNDS			401	2391	
375 SWEDEN		40	64	967	
376 SWITZRLNO		170	1126	21994	
400 U STATES		9452	98076	486979	
		20760	168942	872677	
CLOCK MOVEMENTS AND CASES					
100 U KINGDOM		1820		42275	6132
335 GERMANY W				19229	
344 ITALY				55	
359 NORWAY		483		1760	
376 SWITZRLND				8046	
400 U STATES		13780		99997	
		16083		171362	
PARTS OF CLOCK MOVEMENTS					
100 U KINGDOM		79		74621	6133
306 BELGIUM				1180	
335 GERMANY W		1521		9009	
354 NETHRLNDS				7779	
359 NORWAY		2206		16638	
376 SWITZRLNO				603	
400 U STATES		52762		352499	
		56568		462329	

IMPORTS INTO CANADA FOR CONSUMPTION

Articles and Countries from which Imported	MONTH OF SEPTEMBER 1957		NINE MONTHS ENDED SEPTEMBER 1957		Class Number
	Quantities	Values (\$)	Quantities	Values (\$)	
TIME RECORDERS					6134
100 U KINGDOM		1765		11064	
225 TRINIDAD				6980	
335 GERMANY W				9038	
376 SWITZRLND		51		4478	
381 ALASKA				119	
400 U STATES		30310		172960	
		32126		204639	
ALARM CLOCKS					6135
100 U KINGDOM	NO	8088	9566	20389	25219
327 FRANCE		8	68	14008	17619
335 GERMANY W		47040	80348	338042	590933
340 HUNGARY				1550	949
344 ITALY				1482	2361
347 JAPAN		500	943	1340	2985
376 SWITZRLND		1327	4504	6965	27255
400 U STATES		532	1383	6040	17913
		57495	96812	389816	685234
WATCH CASES AND PARTS					6136
100 U KINGDOM			3953		26645
231 HONG KONG			1279		19991
327 FRANCE			4386		96191
335 GERMANY W			8180		88064
347 JAPAN			272		1198
354 NETHRLNDS					135
376 SWITZRLND			52565		296453
400 U STATES			74059		700399
			144694		1229076
PARTS OF WATCH MOVEMENTS					6138
100 U KINGDOM			2361		21094
327 FRANCE			1604		12006
335 GERMANY W			1173		18023
347 JAPAN			74		593
376 SWITZRLND			55538		278495
400 U STATES			9818		130114
			70568		460325
BATTERIES FLASHLIGHT AND PARTS					6139
231 HONG KONG			2298		34531
335 GERMANY W					170
347 JAPAN					1687
400 U STATES			5154		88573
			7452		124961
BATTERIES HEARING AID AND PTS					6140
400 U STATES			41867		279732
			41867		279732
BATTERIES ELECTRIC PRIMARY NOP					6141
100 U KINGDOM			491		26394
231 HONG KONG			1467		7600
318 DENMARK					118
327 FRANCE					2720
335 GERMANY W			576		7103
347 JAPAN			1280		19612
400 U STATES			70056		442343
			73870		505890
BATTERIES STORAGE N O P PARTS					6142
100 U KINGDOM			49267		355579
327 FRANCE			7622		46669
335 GERMANY W			2870		12836
375 SWEDEN			1388		2729
400 U STATES			124502		1298795
			185649		1716608
APPARATUS ELECTRIC HEATING NOP					6143
100 U KINGDOM			7190		42283
306 BELGIUM					185
318 DENMARK					780
327 FRANCE					196
335 GERMANY W			2347		22390
347 JAPAN			86		86
354 NETHRLNDS					6938
375 SWEDEN					974
376 SWITZRLND			88		300
384 P RICO					3627
400 U STATES			251841		1374648
			261552		1452407
DYNAMOS GENERATORS AND PTS NOP					6144
100 U KINGDOM			102444		1808517
317 CZECHO S					324
318 DENMARK					67
327 FRANCE					73
335 GERMANY W			8623		250662
347 JAPAN					2848
354 NETHRLNDS					1197
359 NORWAY					1822
375 SWEDEN			4243		19137
376 SWITZRLND					365096
381 ALASKA					2085
400 U STATES			1441700		11060668
			1557010		13512496
FUSES FUSE PLUGS CUTOUTS PARTS					6145
100 U KINGDOM			13967		99586
318 DENMARK					118
327 FRANCE					5105
335 GERMANY W					301
347 JAPAN			208		208
354 NETHRLNDS					125
376 SWITZRLND					390

IMPORTS INTO CANADA FOR CONSUMPTION

129

Articles and Countries from which Imported	MONTH OF SEPTEMBER 1957		NINE MONTHS ENDED SEPTEMBER 1957		Class Number
	Quantities	Values (\$)	Quantities	Values (\$)	
400 U STATES		70693		1050830	
FLUORESCENT TUBES ARC LAMPS		84868		1156663	
100 U KINGDOM	NO		2239	1791	6146
347 JAPAN			500	323	
354 NETHRLNDS	4800	1494	11032	3358	
400 U STATES	78772	60707	412834	412821	
LAMPS ELECTRIC CARBON FILAMENT	83572	62201	426605	418293	
400 U STATES	NO		1735	406	6147
LAMPS ELECTRIC METAL FILAMENT			1735	406	
100 U KINGDOM	NO				6148
231 HONG KONG	15748	2119	110781	10200	
305 AUSTRIA	28000	548	94704	2395	
306 BELGIUM			790	871	
335 GERMANY W	8400	692	28716	3662	
347 JAPAN	1907264	19993	44939	4304	
354 NETHRLNDS	17178	2037	988854	188676	
375 SWEEN			615419	51217	
400 U STATES	808755	237003	240	666	
LIGHTS HEAD SIDE TAIL TORCHES	2785345	262392	10895608	2830294	
100 U KINGDOM		2615		52652	6149
231 HONG KONG		48869		301007	
317 CZECHO S				242	
327 FRANCE		3253		3720	
335 GERMANY W		14637		48676	
344 ITALY		134		408	
347 JAPAN		7388		40223	
354 NETHRLNDS		84		1152	
400 U STATES		60574		1046032	
ELECTRIC LIGHT FIXTURES N O P		137554		1494112	
100 U KINGDOM		6170		63439	6150
215 INDIA				252	
231 HONG KONG		203		3810	
234 AUSTRALIA				52	
305 AUSTRIA		1022		10024	
306 BELGIUM		154		518	
313 CHINA				203	
317 CZECHO S		879		24636	
318 DENMARK		1072		10672	
327 FRANCE		8046		26479	
335 GERMANY W		11595		116201	
344 ITALY		9957		52334	
347 JAPAN		6291		34928	
354 NETHRLNDS		812		21040	
359 NORWAY		3637		11778	
372 SPAIN				7622	
375 SWEDEN		526		6241	
376 SWITZRLND		113		2185	
383 HAWAII				84	
389 IRELAND				340	
390 GERMANY E		67		563	
400 U STATES		527688		4396573	
LIGHTNING ARRESTERS REACTORS		578232		4789974	
100 U KINGDOM				69289	6151
327 FRANCE				8378	
375 SWEDEN		1103		7970	
376 SWITZRLND		3451		34674	
400 U STATES		31707		400427	
MAGNETOS FOR GAS ENGINES		36261		520738	
400 U STATES		594		74730	6152
METERS ELECTRIC AND PARTS NOP		594		74730	
100 U KINGDOM		12967		228335	6153
305 AUSTRIA				257	
318 DENMARK		2625		4380	
327 FRANCE				350	
335 GERMANY W		376		4153	
347 JAPAN		3063		14800	
354 NETHRLNDS		553		1026	
375 SWEDEN				68	
376 SWITZRLND		2791		27887	
400 U STATES		176697		1793688	
MOTORS ELECTRIC UNDER 10 DOL		199072		2074944	
100 U KINGDOM	NO				6154
335 GERMANY W	728	3074	5955	32774	
354 NETHRLNDS			175	274	
376 SWITZRLND			5363	13834	
400 U STATES	3546	15113	11	98	
MOTORS ELECTRIC NOP AND PARTS	4274	18187	66798	214184	
100 U KINGDOM		200249	78302	261164	6155
306 BELGIUM		1063		37880	
317 CZECHO S				72	
318 DENMARK		844		8101	
327 FRANCE				2521	
335 GERMANY W		3690		39926	
344 ITALY				6355	
347 JAPAN				528	
354 NETHRLNDS				18122	

IMPORTS INTO CANADA FOR CONSUMPTION

Articles and Countries from which Imported	MONTH OF SEPTEMBER 1957		NINE MONTHS ENDED SEPTEMBER 1957		Class Number
	Quantities	Values (\$)	Quantities	Values (\$)	
359 NORWAY		1105		1244	
361 PANAMA				181	
366 PORTUGAL				69	
375 SWEDEN		2119		15708	
376 SWITZRLND		24036		34727	
381 ALASKA				314	
400 U STATES		1243448		13290724	
		1476554		15957585	
RHEOSTATS CONTROLLERS STARTERS					6156
100 U KINGDOM		24799		255088	
231 HONG KONG		927		6011	
318 DENMARK				7617	
327 FRANCE				27060	
335 GERMANY W		1610		31103	
359 NORWAY				71	
375 SWEDEN				10531	
376 SWITZRLND		144		72434	
384 P RICO				181	
400 U STATES		781497		7873646	
		808977		8283742	
SAD IRONS ELECTRIC AND PARTS					6157
100 U KINGDOM		9877		56232	
335 GERMANY W				980	
400 U STATES		41656		332986	
		51533		390198	
SELFCONTAINED LIGHTING OUTFITS					6158
100 U KINGDOM				810	
400 U STATES		4167		30270	
		4167		31080	
SOCKETS OUTLETS RECEPTACLES					6159
100 U KINGDOM		1738		5236	
318 DENMARK				512	
335 GERMANY W		147		2807	
400 U STATES		134142		1539242	
		136027		1547797	
SPARK PLUGS MAGNETOS IGNITION					6160
100 U KINGDOM		842		35566	
335 GERMANY W		4800		9175	
400 U STATES		52814		692338	
		58456		737079	
SWITCHES SWITCHBOARDS AND PTS					6161
100 U KINGDOM		137461		1337374	
305 AUSTRIA		1227		6021	
318 DENMARK				89	
327 FRANCE		27904		132873	
335 GERMANY W		87909		112109	
347 JAPAN		1019		9236	
354 NETHRLNDS				2325	
375 SWEDEN		69		108353	
376 SWITZRLND		127777		1251102	
400 U STATES		758407		8329518	
		1141773		11289000	
SWITCHGEAR FOR MINES					6162
100 U KINGDOM				20764	
400 U STATES				24772	
				45536	
TELEGRAPH APPARATUS AND PARTS					6163
100 U KINGDOM		43332		770086	
234 AUSTRALIA				1102	
335 GERMANY W		94157		495638	
375 SWEDEN				126	
376 SWITZRLND				20768	
400 U STATES		433783		4886845	
		571272		6174565	
TELEPHONE APPARATUS AND PARTS					6164
100 U KINGDOM		123930		1671533	
234 AUSTRALIA		647		3609	
305 AUSTRIA				3174	
306 BELGIUM				15123	
318 DENMARK				9816	
335 GERMANY W		1160		17062	
347 JAPAN		1042		1172	
354 NETHRLNDS				257	
375 SWEDEN		7185		39644	
376 SWITZRLND		1149		6323	
400 U STATES		1213479		12176505	
		1348592		13944218	
TRANSFORMERS AND PARTS N O P					6165
100 U KINGDOM		233504		2212609	
306 BELGIUM		198		198	
318 DENMARK		94		729	
327 FRANCE		133		37708	
335 GERMANY W		8068		62836	
344 ITALY				1215	
347 JAPAN		308		2566	
354 NETHRLNDS		637		10748	
359 NORWAY				113	
375 SWEDEN		4841		60022	
376 SWITZRLND		34474		216008	
384 P RICO				185	
400 U STATES		576548		5109264	
		858805		7714201	
RADIO TUBES					6166
100 U KINGDOM	ND	4778	30058	71775	
327 FRANCE		6070	400	174	
335 GERMANY W			3250	1256	

IMPORTS INTO CANADA FOR CONSUMPTION

131

Articles and Countries from which Imported	MONTH OF SEPTEMBER 1957		NINE MONTHS ENDED SEPTEMBER 1957		Class Number
	Quantities	Values (\$)	Quantities	Values (\$)	
347 JAPAN			210	639	
354 NETHRLNDS	7221	3019	383775	169467	
375 SWEDEN	400	3154	1746	9534	
400 U STATES	566872	565940	3954541	4265232	
RADIO APPARATUS N O P	579271	578183	4373980	4518077	6167
100 U KINGDOM		333671		3192854	
234 AUSTRALIA				591	
305 AUSTRIA		179		2297	
306 BELGIUM				160	
318 DENMARK		195		4092	
327 FRANCE		1333		11336	
335 GERMANY W		12904		112629	
344 ITALY		1025		17057	
347 JAPAN		5075		72232	
354 NETHRLNDS		14373		308725	
375 SWEDEN				9645	
376 SWITZRLND				7615	
381 ALASKA				1062	
400 U STATES		2766803		20944344	
ELECTRIC DRY SHAVING MACHINES		3135558		24684639	6168
100 U KINGDOM				984	
305 AUSTRIA				14617	
306 BELGIUM				1680	
327 FRANCE				101	
335 GERMANY W		5150		65203	
347 JAPAN		739		9285	
354 NETHRLNDS		44441		402034	
376 SWITZRLND				8186	
384 P RICO		19482		141100	
400 U STATES		541041		2642271	
ELECT STEAM GENERATORS AND PTS	NO	610853		3285461	6169
100 U KINGDOM		16876	1	2444244	
376 SWITZRLND		19177		98563	
400 U STATES		11807	7	643994	
ELECTRIC APPARATUS N O P		47860	8	3186801	6170
100 U KINGDOM		99108		1731258	
225 TRINIDAD				3581	
231 HONG KONG				2244	
234 AUSTRALIA				2978	
305 AUSTRIA				2854	
306 BELGIUM				3910	
317 CZECHO S				297	
318 DENMARK		282		5593	
327 FRANCE		81		30097	
335 GERMANY W		6319		68352	
344 ITALY				4578	
347 JAPAN		5033		34450	
352 MEXICO				161	
354 NETHRLNDS		11459		71852	
359 NORWAY				356	
361 PANAMA				428	
375 SWEDEN		4389		54419	
376 SWITZRLND		30471		186278	
381 ALASKA				63	
384 P RICO				460	
390 GERMANY E				244	
400 U STATES		2073063		22183406	
ELECTRIC PRECISION INSTRUMENTS		2230205		24387859	6171
100 U KINGDOM		40584		470451	
207 UN SO AFR		10750		76445	
225 TRINIDAD		7874		22848	
305 AUSTRIA				184	
318 DENMARK		3229		17859	
327 FRANCE				1255	
335 GERMANY W		8673		99348	
347 JAPAN		1497		8169	
354 NETHRLNDS				55344	
375 SWEDEN				112	
376 SWITZRLND		2288		20543	
400 U STATES		948712		9005225	
ELECTRIC OR GAS WELDING APP		1023607		9777783	6172
100 U KINGDOM		18604		96874	
305 AUSTRIA				555	
318 DENMARK				1150	
327 FRANCE				10266	
335 GERMANY W		125		7044	
375 SWEDEN				1321	
376 SWITZRLND		1947		25705	
381 ALASKA				826	
383 HAWAII				168	
400 U STATES		519891		5744398	
RADIO RECEIVING SETS	NO	540567		5888307	6173
100 U KINGDOM	400	8230	3359	117868	
231 HONG KONG			1	75	
305 AUSTRIA			49	2508	
306 BELGIUM			4	321	
335 GERMANY W	669	33238	4835	263426	
347 JAPAN	7353	75785	48401	399193	
354 NETHRLNDS	452	10421	3310	87725	

IMPORTS INTO CANADA FOR CONSUMPTION

Articles and Countries from which Imported	MONTH OF SEPTEMBER 1957		NINE MONTHS ENDED SEPTEMBER 1957		Class Number
	Quantities	Values (\$)	Quantities	Values (\$)	
359 NORWAY			2	267	
375 SWEDEN			1	125	
376 SWITZRLND			1	120	
400 U STATES	4111	102661	36398	972627	
	12986	230455	96361	1844255	
TELEVISION RECEIVING SETS	NO				6174
100 U KINGDOM	2	222	2	222	
354 NETHRLNDS			2	333	
400 U STATES	242	26590	2780	276835	
	244	26812	2784	277390	
RADIO SET PARTS TARIFF 4450					6175
100 U KINGDOM		180809		1277811	
318 DENMARK				1543	
327 FRANCE				2762	
335 GERMANY W		4932		52784	
344 ITALY				319	
347 JAPAN				371	
354 NETHRLNDS		13717		342761	
376 SWITZRLND				4605	
400 U STATES		382438		2802326	
		581896		4485282	
RADIO TUBE PARTS TARIFF 445P					6176
100 U KINGDOM		1994		21836	
305 AUSTRIA		654		1684	
344 ITALY				2334	
354 NETHRLNDS		443		14856	
400 U STATES		497158		4009413	
		500249		4050123	
SOUND EQUIPMENT N O P					6177
100 U KINGDOM		24984		123937	
234 AUSTRALIA				1565	
306 BELGIUM		77		2679	
318 DENMARK				536	
335 GERMANY W		514		6853	
344 ITALY		251		384	
347 JAPAN		1388		17059	
354 NETHRLNDS				13503	
375 SWEDEN				855	
376 SWITZRLND				4087	
400 U STATES		200576		1912721	
		227790		2084179	
TAPE RECORDERS AND PARTS	NO				6178
100 U KINGDOM	6	1748	130	19800	
231 HONG KONG	1	135	1	135	
335 GERMANY W	20	1898	264	19922	
344 ITALY			6	210	
347 JAPAN			5	946	
354 NETHRLNDS	4	371	266	16735	
375 SWEDEN	4	485	6	707	
376 SWITZRLND			9	3151	
400 U STATES	1328	145925	9541	1196864	
	1365	150562	10228	1258470	
LIGHTING FIXTURES GAS COAL OIL					6181
100 U KINGDOM		4242		17857	
231 HONG KONG		935		17528	
305 AUSTRIA				189	
318 DENMARK				233	
327 FRANCE				648	
335 GERMANY W		181		11099	
344 ITALY		203		948	
347 JAPAN		210		38170	
354 NETHRLNDS		2319		10558	
372 SPAIN				567	
375 SWEDEN		51		51	
400 U STATES		23789		241360	
		31930		339208	
GAS MANTLES GAS BURNERS					6182
100 U KINGDOM		86		4223	
400 U STATES		929		50505	
		1015		54728	
GAS METERS AND PARTS					6183
100 U KINGDOM		10158		192217	
400 U STATES		115920		1720982	
		126078		1913199	
PLATES CYLINDERS ENGRAVERS					6191
100 U KINGDOM		3190		17505	
207 UN SO AFR				160	
327 FRANCE				242	
335 GERMANY W				223	
354 NETHRLNDS		720		13651	
376 SWITZRLND				113	
400 U STATES		79703		679967	
		83613		711861	
PLATES PRINTING 2 COLOURS					6192
100 U KINGDOM		1855		17888	
318 DENMARK				109	
347 JAPAN				420	
376 SWITZRLND				150	
400 U STATES		17803		149715	
		19658		168282	
PLATES FOR PRINTING MUSIC					6193
354 NETHRLNDS				1097	
400 U STATES				163273	
				164370	
STEREOTYPES ELECTROTYPES N O P	SO IN				6194
400 U STATES	36471	3281	163616	22944	
	36471	3281	163616	22944	

IMPORTS INTO CANADA FOR CONSUMPTION

Articles and Countries from which Imported	MONTH OF SEPTEMBER 1957		NINE MONTHS ENDED SEPTEMBER 1957		Class Number
	Quantities	Values (\$)	Quantities	Values (\$)	
MATRICES FOR STEREOTYPES 475A 400 U STATES	SQ IN 8452	493	874766	6560	6195
STEREOTYPES FOR BOOKS	SQ IN 8452	493	874766	6560	6196
100 U KINGDOM			84460	11773	
327 FRANCE			4224	400	
354 NETHRLNDS	2315	162	2315	162	
400 U STATES	345561	19154	3387922	226934	
	347876	19316	3478921	239269	
STEREOTYPES FOR ADVERTISEMENTS	SQ IN				6197
100 U KINGDOM			2616	649	
309 BRAZIL	2140	535	2140	535	
335 GERMANY W			13085	2755	
354 NETHRLNDS	106	50	2046	183	
376 SWITZRLND	1056	176	2884	524	
400 U STATES	373202	10180	2259281	98525	
	376504	10941	2282052	103171	
TYPE METAL IN BLOCKS PLATES	LB				6198
400 U STATES	260	54	460	117	
	260	54	460	117	
TYPE PRINTING CHASES QUOINS					6199
100 U KINGDOM		958		16169	
231 HONG KONG				205	
318 DENMARK				604	
335 GERMANY W		194		8209	
336 GREECE				337	
354 NETHRLNDS				636	
359 NORWAY		333		534	
400 U STATES		7975		132880	
		9460		159574	
PRINTG PLATES FOR PUBLICATIONS					6200
100 U KINGDOM		368		2136	
306 BELGIUM		260		260	
354 NETHRLNDS				463	
400 U STATES		35223		356249	
		35851		359108	
MOULDING MATERIAL ELECTROTYPE					6201
100 U KINGDOM				1573	
400 U STATES		3459		26962	
		3459		28535	
TUNGSTEN BEARING ORES	CWT				6208
308 BOLIVIA			661	46619	
348 KOREA			448	29642	
400 U STATES			228	19334	
			1337	95595	
CHROME ORE	CWT				6210
205 RHOD NYAS	60296	76961	230942	306247	
207 UN SO AFR			369119	239317	
316 CUBA			20000	27750	
364 PHIL			392000	335250	
379 TURKEY			67200	128925	
380 USSR	87346	137913	621438	1028726	
400 U STATES	695	2549	70485	139369	
	148337	217423	1771184	2205584	
ANTIMONY OR REGULUS OF	LB				6211
100 U KINGDOM			355115	88009	
231 HONG KONG	66138	11576	198614	35132	
306 BELGIUM			92303	20877	
313 CHINA	165316	28508	582339	106130	
354 NETHRLNDS			107573	20270	
	231454	40084	1335944	270418	
BISMUTH METALLIC NATURAL	LB				6212
400 U STATES			6334	13569	
			6334	13569	
COBALT ORE	CWT				6215
400 U STATES			8	563	
			8	563	
MANGANESE ORE	CWT				6216
100 U KINGDOM	453	7668	1413	21912	
307 BEL CONGO	69866	273845	112806	414812	
309 BRAZIL			195960	673282	
327 FRANCE			22	115	
400 U STATES	116210	216163	1840725	5320410	
	186529	497676	2150926	6430531	
ORES OF METALS N O P	CWT				6217
100 U KINGDOM			520	5880	
234 AUSTRALIA			90	1043	
352 MEXICO			5445	136113	
363 PERU	23253	122725	266483	1927713	
400 U STATES	17396	816848	61257	1041547	
	40649	939573	333795	3112296	
MERCURY OR QUICKSILVER	LB				6218
100 U KINGDOM			88224	229781	
344 ITALY			15196	44352	
352 MEXICO	4560	12606	117453	341070	
363 PERU			7400	24264	
372 SPAIN	8000	26240	42200	127256	
400 U STATES	4058	12556	90206	289672	
	16618	51402	360679	1056395	
ANODES NICKEL ZINC COPPER ETC					6219
400 U STATES		268		22909	
		268		22909	
ARTICLES FOR AGRIC IMPLEMENTS					6220
100 U KINGDOM		359		3008	
400 U STATES		21518		294611	
		21877		297619	

IMPORTS INTO CANADA FOR CONSUMPTION

Articles and Countries from which Imported	MONTH OF SEPTEMBER 1957		NINE MONTHS ENDED SEPTEMBER 1957		Class Number
	Quantities	Values (\$)	Quantities	Values (\$)	
ARTICLES FOR STORAGE BATTERIES					
400 U STATES		1 0268		1 88313	6 221
		1 0268		1 88313	
BELLS FOR CHURCHES					
100 U KINGDOM		1074		1 4200	6 222
306 BELGIUM				228	
327 FRANCE		12965		8 5298	
347 JAPAN				127	
354 NETHRLNDS				11 455	
376 SWITZRLND				2215	
400 U STATES		5529		8 6603	
		19568		200126	
BELLS AND GONGS N O P					
100 U KINGDOM		575		4082	6 223
215 INDIA		1161		1639	
234 AUSTRALIA		110		110	
306 BELGIUM				1875	
327 FRANCE				58	
335 GERMANY W		527		9831	
347 JAPAN		65		908	
354 NETHRLNDS				384	
375 SWEDEN		3600		3852	
376 SWITZRLND				299	
400 U STATES		18988		149813	
		25026		172851	
SLIDE OR ZIPPER FASTENERS					
100 U KINGDOM		314		2220	6 225
335 GERMANY W				457	
347 JAPAN				1461	
400 U STATES		5402		77046	
		5716		81184	
BUCKLES CLASPS EYELETS HOOKS					
100 U KINGDOM		8147		8 5862	6 226
231 HONG KONG				400	
305 AUSTRIA				1038	
317 CZECHO S				1910	
327 FRANCE				648	
335 GERMANY W		3574		37940	
344 ITALY		717		1944	
347 JAPAN				631	
354 NETHRLNDS				931	
376 SWITZRLND				1155	
400 U STATES		137933		1198243	
		150371		1330702	
CAGES ANIMAL OF WIRE AND PARTS					
100 U KINGDOM		6030		18850	6 227
306 BELGIUM				4580	
327 FRANCE				198	
335 GERMANY W		920		4436	
347 JAPAN		117		117	
400 U STATES		12375		77807	
		19442		105988	
CHRONOMETERS COMPASSES SHIPS					
100 U KINGDOM		11704		87359	6 228
234 AUSTRALIA				469	
335 GERMANY W		904		3246	
354 NETHRLNDS		186		186	
375 SWEDEN		95		304	
400 U STATES		30089		149302	
		42978		240866	
METAL ARTICLES FOR JEWELLERY					
100 U KINGDOM				2504	6 229
231 HONG KONG				81	
335 GERMANY W		1247		9236	
347 JAPAN				299	
400 U STATES		40229		292636	
		41476		304756	
ARTICLES FOR USE IN FISHERIES					
100 U KINGDOM		2841		29205	6 230
318 DENMARK		235		916	
327 FRANCE				665	
334 ST PIERRE				136	
335 GERMANY W		1136		1211	
347 JAPAN		1766		41734	
354 NETHRLNDS				3272	
359 NORWAY				852	
366 PORTUGAL		331		6360	
400 U STATES		18817		136536	
		25126		220887	
ARTICLES N O P FOR MFR SHIPS					
100 U KINGDOM		138402		1525295	6 232
318 DENMARK				491	
335 GERMANY W		3595		40169	
347 JAPAN				1744	
354 NETHRLNDS		547		7110	
359 NORWAY				4440	
366 PORTUGAL				66	
375 SWEDEN				100837	
400 U STATES		178958		2526610	
		321502		4206762	
ELEMENTS FOR LAMP FILAMENTS					
305 AUSTRIA		3469		46704	6 233
354 NETHRLNDS		240		21556	
400 U STATES		84321		1014989	
		88030		1083249	

IMPORTS INTO CANADA FOR CONSUMPTION

135

Articles and Countries from which Imported	MONTH OF SEPTEMBER 1957		NINE MONTHS ENDED SEPTEMBER 1957		Class Number
	Quantities	Values (\$)	Quantities	Values (\$)	
METAL PTS FOR COVERED BUTTONS 400 U STATES		7189		67523	6234
		7189		67523	
NAILS TACKS BRASS OR COPPER 100 U KINGDOM 335 GERMANY W 400 U STATES				366 198	6235
		2612		14619	
		2612		15183	
PATTERNS OF METAL NOT MODELS 400 U STATES		28805		1286522	6236
		28805		1286522	
UMBRELLA PARTS EXCEPT FABRIC 100 U KINGDOM 306 BELGIUM 327 FRANCE 335 GERMANY W 344 ITALY 347 JAPAN 376 SWITZRLND 400 U STATES		52		809 374 1838 42076 3700 10033 298	6237
		161		1838	
		3382		42076	
		473		3700	
		3874		10033	
		117		298	
		19639		205267	
		27698		264395	
RIVETS BURRS BRASS OR COPPER 100 U KINGDOM 335 GERMANY W 400 U STATES		107		1296	6238
		639		639	
		4580		100693	
		5326		102628	
SCREWS OF METAL N O P 100 U KINGDOM 231 HONG KONG 306 BELGIUM 335 GERMANY W 375 SWEDEN 400 U STATES		2371		3672 1821 1016 10846 1033 7356	6240
		2372		10846	
		204		1033	
		7572		7356	
		12519		95744	
SHOE AND CORSET EYELETS HOOKS 100 U KINGDOM 327 FRANCE 335 GERMANY W 344 ITALY 400 U STATES				309 1263 4572 12910	6241
		1338		12910	
		20335		169299	
		21673		188353	
TIPS STUDS FOR CORSET CLASPS 100 U KINGDOM 400 U STATES		84		1112	6242
		480		3693	
		564		4805	
TRACTION ENGINE MATERIALS					6243
WIRE FOR SHOE NAILING MACHINES 400 U STATES	LB		7200	3015	6245
			7200	3015	
WIRE NON FERROUS COVERED 100 U KINGDOM 335 GERMANY W 344 ITALY 347 JAPAN 354 NETHRLNDS 376 SWITZRLND 381 ALASKA 400 U STATES		161693		2427096 41718 1585 1855 977 3876 96	6247
		5851		41718	
		450		1585	
		1841		1855	
		362536		3053677	
		532371		5530880	
WIRE TINSEL FOR BRAIDS CORDS 335 GERMANY W 400 U STATES		555		23597	6248
		1349		5368	
		1904		28965	
WIRE STRANDED NON FERROUS 100 U KINGDOM 306 BELGIUM 335 GERMANY W 354 NETHRLNDS 400 U STATES		535		46499	6249
		388		589	
				6714	
				2026	
		11859		169920	
		12782		225748	
WIRE NON FERROUS N O P 100 U KINGDOM 327 FRANCE 335 GERMANY W 354 NETHRLNDS 375 SWEDEN 400 U STATES		4404		71079 390 1589 881	6250
		77		1589	
		470		881	
		2715		18543	
		23769		288368	
		31435		380850	
NON FERROUS METALS AND PRODUCT 100 U KINGDOM 306 BELGIUM 314 COLOMBIA 318 DENMARK 327 FRANCE 335 GERMANY W 347 JAPAN 352 MEXICO 354 NETHRLNDS 375 SWEDEN 376 SWITZRLND 400 U STATES		22562		313742 1556 4997 373 1187 3973 4785 9000 6335 2673 104	6251
				313742	
				1556	
				4997	
				373	
				1187	
		239		3973	
		70		4785	
		2560		9000	
		1130		6335	
				2673	
				104	
		326863		9912648	
		353424		10261373	
PARTS FOR MFR OF SHUTTLES 335 GERMANY W 400 U STATES				318	6252
		6963		80154	
		6963		80472	

IMPORTS INTO CANADA FOR CONSUMPTION

Articles and Countries from which Imported	MONTH OF SEPTEMBER 1957		NINE MONTHS ENDED SEPTEMBER 1957		Class Number
	Quantities	Values (\$)	Quantities	Values (\$)	
HINGES FOR JEWELLERY BOXES 400 U STATES		5533		38765	6253
		5533		38765	
MATERIALS FOR MFR MINING MACH 335 GERMANY W				607	6254
400 U STATES		2879		23751	
		2879		24358	
METAL POWDER FRICTION MATERIAL 100 U KINGDOM				1920	6256
400 U STATES		937		11722	
		937		13642	
RESIDUES NON FERROUS 100 U KINGDOM	CWT		14183	113444	6257
400 U STATES	8243	142047	31191	532719	
	8243	142047	45374	646163	
TUNGSTEN CARBIDE INSERTS 100 U KINGDOM				94	6258
375 SWEDEN		35048		416895	
400 U STATES		42489		356933	
		77537		773922	
TUNGSTEN CARBIDE TIPS BLANKS 100 U KINGDOM		222		1721	6259
305 AUSTRIA		76		534	
335 GERMANY W				553	
354 NETHRLNDS				169	
375 SWEDEN		4136		38112	
400 U STATES		4504		78419	
		8938		119508	
CIGARETTE LIGHTERS 100 U KINGDOM	DOZ	5	85	1699	6260
305 AUSTRIA			11685	23080	
327 FRANCE			75	710	
335 GERMANY W	2013	14691	7161	57003	
347 JAPAN	39172	96036	197416	481742	
354 NETHRLNDS			173	978	
376 SWITZRLND			89	4794	
400 U STATES	316	3227	3137	20681	
	41506	114091	219821	590687	

IMPORTS INTO CANADA FOR CONSUMPTION

137

Articles and Countries from which Imported	MONTH OF SEPTEMBER 1957		NINE MONTHS ENDED SEPTEMBER 1957		Class Number
	Quantities	Values (\$)	Quantities	Values (\$)	
<u>GROUP 7</u>					
<u>NON METALLIC MINERALS</u>					
ASBESTOS PACKING	LB				
100 U KINGDOM	10132	6396	182942	99361	7001
335 GERMANY W			313	272	
400 U STATES	10827	10582	115160	129629	
	20959	16978	298415	229262	
ASBESTOS BRAKE LINING FOR AUTO					
100 U KINGDOM		3617		11730	7002
335 GERMANY W				2669	
400 U STATES		21177		289227	
		24794		303626	
ASBESTOS MANUFACTURES N O P					
100 U KINGDOM		184947		904908	7003
207 UN SO AFR		32340		99181	
306 BELGIUM		9209		19568	
327 FRANCE				4668	
335 GERMANY W				387	
344 ITALY				27440	
376 SWITZRLND				1347	
400 U STATES		183688		1745772	
		410184		2803271	
ASBESTOS CLUTCH FACINGS AUTO					
100 U KINGDOM		188		1285	7004
335 GERMANY W				531	
400 U STATES		40829		265341	
		41017		267157	
BRAKE LININGS AND FACINGS NOP					
100 U KINGDOM		537		35475	7005
335 GERMANY W		13336		119630	
400 U STATES		13873		155105	
CHINA CLAY GROUND	CWT				
100 U KINGDOM	124060	74979	829032	538471	7011
400 U STATES	132445	121049	1128476	1005625	
	256505	196028	1957508	1544096	
FIRE CLAY GROUND	CWT				
100 U KINGDOM			12755	6594	7012
400 U STATES	158282	45939	1189520	363397	
	158282	45939	1202275	369991	
PIPE CLAY GROUND	CWT				
400 U STATES	18108	2319	233788	28868	7013
	18108	2319	233788	28868	
CLAYS N O P GROUND					
100 U KINGDOM				403	7014
400 U STATES		42309		399873	
		42309		400276	
ZIRCONIUM SILICATE					
234 AUSTRALIA				20137	7015
400 U STATES		27981		247069	
		27981		267206	
ZIRCONIUM OXIDE					
400 U STATES		1558		17041	7016
		1558		17041	
SAGGARS FOR CERAMIC PRODUCTS					
400 U STATES		61		37883	7017
		61		37883	
ACTIVATED CLAY TO REFINE OILS					
335 GERMANY W				4241	7018
400 U STATES		115541		1208072	
		115541		1212313	
GROG FOR REFRACTORY MATERIALS	TON				
400 U STATES	712	21478	8240	254718	7019
	712	21478	8240	254718	
BRICK BUILDING	TON				
400 U STATES	9741	210498	64476	1452523	7021
	9741	210498	64476	1452523	
BRICK FIRE CHROME					
400 U STATES		63380		577284	7022
		63380		577284	
BRICK FIRE MAGNESITE					
100 U KINGDOM				5869	7023
335 GERMANY W				14813	
400 U STATES		25010		359324	
		25010		380006	
BRICK FIRE 90 PER CENT SILICA					
335 GERMANY W				8931	7024
400 U STATES		407677		2358006	
		407677		2366937	
BRICK FIRE 10D DOL THOUSAND					
335 GERMANY W		11100		11100	7025
400 U STATES		76513		1157805	
		87613		1168905	
BRICK FIRE FURNACE OR KILN					
100 U KINGDOM		1910		30350	7026
335 GERMANY W				4097	
400 U STATES		297576		3561422	
		299486		3595869	
BRICK FIRE N O P					
100 U KINGDOM		13094		215946	7027
318 DENMARK				5872	
335 GERMANY W		4549		18200	

IMPORTS INTO CANADA FOR CONSUMPTION

Articles and Countries from which Imported	MONTH OF SEPTEMBER 1957		NINE MONTHS ENDED SEPTEMBER 1957		Class Number
	Quantities	Values (\$)	Quantities	Values (\$)	
400 U STATES		364880		2826429	
BRICK PAVING		382523		3066447	7028
400 U STATES	T ON				
	584	8907	2900	44511	
BUILDING BLOCKS BUILDING TILE	584	8907	2900	44511	7029
100 U KINGDOM		5437		42715	
306 BELGIUM		71		16362	
344 ITALY				1605	
400 U STATES		74399		757508	
		79907		818190	
DRAIN PIPES SEWER PIPES N O P					7030
100 U KINGDOM		1604		20061	
400 U STATES		15237		121086	
		16841		141147	
DRAIN TILES NOT GLAZED					7031
TILES FOR MOSAIC FLOORING					7032
100 U KINGDOM		716		38939	
224 JAMAICA				144	
327 FRANCE				1893	
335 GERMANY W				2595	
344 ITALY		796		19100	
347 JAPAN		11644		98306	
372 SPAIN				1328	
400 U STATES		11367		41539	
		24523		203844	
EARTHENWARE TILES FOR ROOFING					7033
100 U KINGDOM				952	
306 BELGIUM				495	
400 U STATES				68	
				1515	
TILES EARTHENWARE N O P					7034
100 U KINGDOM		63863		559013	
306 BELGIUM		1325		28377	
317 CZECHOS		973		24905	
327 FRANCE		837		5673	
335 GERMANY W		9829		45751	
344 ITALY				19316	
347 JAPAN		2977		33905	
352 MEXICO				82	
354 NETHRLNDS				5046	
372 SPAIN		9055		42323	
376 SWITZRLND				745	
400 U STATES		6178		154864	
		95037		920000	
CHINA AND PORCELAIN WARE N O P					7043
100 U KINGDOM		2077		22696	
231 HONG KONG				90	
327 FRANCE				1453	
335 GERMANY W				1780	
344 ITALY				570	
347 JAPAN		5022		11734	
354 NETHRLNOS				74	
360 ISRAEL				238	
390 GERMANY E				218	
400 U STATES		526		17490	
		7625		56343	
DEMIJOHNS CHURNS CROCKS N O P					7045
100 U KINGDOM				314	
335 GERMANY W				67	
400 U STATES		4503		28135	
		4503		28516	
TABLEWARE OF CHINA PORCELAIN					7046
100 U KINGDOM		613922		7549021	
231 HONG KONG		3746		15158	
234 AUSTRALIA				819	
305 AUSTRIA		689		1331	
306 BELGIUM		589		4199	
317 CZECHOS		869		2999	
318 DENMARK		2320		17269	
327 FRANCE		6971		165825	
335 GERMANY W		17775		186497	
336 GREECE				562	
340 HUNGARY		237		617	
344 ITALY		5181		43578	
347 JAPAN		85166		743000	
354 NETHRLNDS		142		5298	
357 NETH ANT				170	
359 NORWAY		82		847	
360 ISRAEL				307	
361 PANAMA				75	
366 PORTUCAL		1591		2525	
372 SPAIN		136		545	
375 SWEDEN		599		3103	
376 SWITZRLND		477		1574	
384 PRICO		1533		3591	
390 GERMANY E		78		1327	
400 U STATES		122217		943924	
		864320		9694161	
STONEWARE EARTHENWARE N O P					7047
100 U KINGDOM		23256		217650	
207 UN SO AFR				727	
231 HONG KONG		473		6579	
234 AUSTRALIA				1289	
305 AUSTRIA		252		1511	

IMPORTS INTO CANADA FOR CONSUMPTION

139

Articles and Countries from which Imported	MONTH OF SEPTEMBER 1957		NINE MONTHS ENDED SEPTEMBER 1957		Class Number
	Quantities	Values (\$)	Quantities	Values (\$)	
306 BELGIUM		515		2996	
317 CZECHO S				68	
318 DENMARK		2340		16968	
327 FRANCE		2202		18085	
335 GERMANY W		22340		105540	
336 GREECE		75		5082	
340 HUNGARY				372	
344 ITALY		13937		56247	
347 JAPAN		42432		354389	
352 MEXICO				992	
354 NETHRLNDS		1853		11583	
359 NORWAY		875		5765	
360 ISRAEL				552	
365 POLAND				270	
366 PORTUGAL		3597		4885	
372 SPAIN		1409		2522	
375 SWEDEN		535		15415	
376 SWITZRLND		75		2315	
390 GERMANY E				1517	
400 U STATES		93950		703874	
		210116		1537193	
CHEMICAL STONEWARE ACID RESIST					7048
100 U KINGDOM		4204		62221	
354 NETHRLNDS				240	
400 U STATES		10095		173427	
		14299		235888	
PORCELAIN RUBBER GLOVE FORMS					7049
400 U STATES		1394		12898	
		1394		12898	
ARTIFICIAL TEETH NOT MOUNTED					7051
100 U KINGDOM		583		3838	
225 TRINIDAD		5333		48655	
305 AUSTRIA				557	
327 FRANCE				292	
335 GERMANY W		4550		44336	
344 ITALY		204		918	
347 JAPAN				1908	
354 NETHRLNDS				2381	
360 ISRAEL				1137	
376 SWITZRLND		14197		20108	
400 U STATES		77034		853907	
		101901		978037	
BATHS BATHTUBS BASINS ETC NOP					7052
100 U KINGDOM		69154		767670	
317 CZECHO S				1006	
335 GERMANY W		3479		19252	
344 ITALY		6680		17445	
347 JAPAN		17463		99880	
352 MEXICO		4703		10568	
359 NORWAY		1023		1989	
400 U STATES		309128		2319881	
		411630		3237691	
CRUCIBLES N O P AND COVERS					7053
100 U KINGDOM		697		15174	
327 FRANCE				83	
400 U STATES		9723		74189	
		10420		89446	
INSULATORS ELECTRIC PORCELAIN					7055
100 U KINGDOM		1176		65984	
317 CZECHO S		1422		7242	
327 FRANCE				3914	
335 GERMANY W		192		2492	
344 ITALY				439	
347 JAPAN		152		209704	
376 SWITZRLND				3004	
400 U STATES		47638		507541	
		50580		800320	
MANUFACTURES OF CLAY N O P					7056
100 U KINGDOM		2121		7955	
215 INDIA				16064	
306 BELGIUM		871		943	
335 GERMANY W				229	
400 U STATES		58024		677078	
		61016		702269	
BRIQUETTES OF COAL OR COKE	TON				7060
400 U STATES	4947	61434	51719	660119	
	4947	61434	51719	660119	
ANTHRACITE SCREENINGS	TON				7061
400 U STATES	688	3371	4582	22968	
	688	3371	4582	22968	
ANTHRACITE DOMESTIC SIZES	TON				7062
100 U KINGDOM	9718	188408	45838	877231	
400 U STATES	156893	2083981	951944	12869795	
	166611	2272389	997782	13747026	
ANTHRACITE SMALLER SIZES N O P	TON				7063
100 U KINGDOM	20976	357413	49954	845745	
400 U STATES	57811	486749	351919	3015084	
	78787	844162	401873	3860829	
COAL BITUMINOUS SUB BITUMINOUS	TON				7064
400 U STATES	1539023	8313634	13092850	68874908	
	1539023	8313634	13092850	68874908	
COAL LIGNITE	TON				7065
400 U STATES	83	415	1544	7897	
	83	415	1544	7897	
COAL EXWAREHOUSED SHIPS STORES	TON				7066
400 U STATES	55774	301006	301705	1636145	
	55774	301006	301705	1636145	

IMPORTS INTO CANADA FOR CONSUMPTION

Articles and Countries from which Imported	MONTH OF SEPTEMBER 1957		NINE MONTHS ENDED SEPTEMBER 1957		Class Number
	Quantities	Values (\$)	Quantities	Values (\$)	
COAL DUST AND COAL N O P 400 U STATES	TON 247	5067	2955	54186	7067
BENZOL 354 NETHRLNDS 400 U STATES	GAL 247	5067	2955	54186	7070
COAL TAR CRUDE IN BULK 100 U KINGDOM 400 U STATES	GAL 2400 17686	570 2132	75350 502725	15982 79608	7071
COAL PITCH 100 U KINGDOM 400 U STATES	CWT 76279 63333	168222 117539	297678 664893	564322 1263537	7072
CARBOLIC OR HEAVY OIL 100 U KINGDOM 234 AUSTRALIA 400 U STATES	GAL 6493 143121	2903 27258	1769892 13255 1294025	396468 2725 225523	7073
COKE PETROLEUM 400 U STATES	TON 20712	383883	306372	4843671	7074
COKE GROUND FOR BATTERIES 400 U STATES	TON 20712	383883	306372	4843671	7075
COKE N O P 100 U KINGDOM 400 U STATES	TON 20 62219	682 901898	41 493429	1452 7809937	7077
DECANTERS AND TUMBLERS 100 U KINGDOM 306 BELGIUM 317 CZECHO S 318 DENMARK 327 FRANCE 335 GERMANY W 340 HUNGARY 344 ITALY 347 JAPAN 354 NETHRLNDS 375 SWEDEN 400 U STATES		135 134 1912 162		1209 8517 631 80 6712 14833 3437 134 2734 57 3588 408539	7079
LAMP CHIMNEYS 335 GERMANY W 400 U STATES		48318 51480		450471 1449 30990	7080
GLASS PLATES FOR OPTICAL MFR 100 U KINGDOM 335 GERMANY W 400 U STATES		2028 2028		32439 1067 22312 472651	7081
GLASS CARBOYS BOTTLES JARS 100 U KINGDOM 231 HONG KONG 305 AUSTRIA 306 BELGIUM 317 CZECHO S 318 DENMARK 327 FRANCE 335 GERMANY W 340 HUNGARY 344 ITALY 347 JAPAN 354 NETHRLNDS 372 SPAIN 375 SWEDEN 376 SWITZRLND 400 U STATES		57008 247 2336 1407 609 371 1501 4771 942 1587 69 480		624336 2558 4117 1858 4417 1687 22038 12859 1080 13498 18485 581 269 989 856 4037223	7082
GLASS TABLEWARE CUT GLASS NOP 100 U KINGDOM 231 HONG KONG 305 AUSTRIA 306 BELGIUM 317 CZECHO S 318 DENMARK 327 FRANCE 335 GERMANY W 340 HUNGARY 344 ITALY 347 JAPAN 352 MEXICO 354 NETHRLNDS 359 NORWAY 364 PHIL 365 POLAND 372 SPAIN 375 SWEDEN 376 SWITZRLND 388 YUGO SLAV 389 IRELAND 390 GERMANY E 400 U STATES		32141 611 18219 40495 3987 3067 65863 12006 11670 10816 448 3034 15094 192 140 176737		259422 266 2182 105823 273481 9020 59390 354687 30566 58865 56246 269 16712 73 78 18488 51 85277 192 78 13113 5366 1235043	7083
		394520		2584688	

IMPORTS INTO CANADA FOR CONSUMPTION

Articles and Countries from which Imported	MONTH OF SEPTEMBER 1957		NINE MONTHS ENDED SEPTEMBER 1957		Class Number
	Quantities	Values (\$)	Quantities	Values (\$)	
LAMP BULBS AND TUBING FOR 100 U KINGDOM 335 GERMANY W 400 U STATES		107		1597	7084
				318	
		218573		1942949	
		218680		1944864	
GLASS SHADES OR GLOBES 100 U KINGDOM 306 BELGIUM 344 ITALY 400 U STATES		736		2706	7085
				3202	
				480	
		15295		102485	
		16031		108873	
LENSES GLASS N O P 100 U KINGDOM 305 AUSTRIA 306 BELGIUM 327 FRANCE 335 GERMANY W 347 JAPAN 400 U STATES		1641		4436	7086
				15304	
				4222	
				1151	
		1441		22833	
				3152	
		16640		193410	
		19722		244508	
FRESNEL TYPE LENSES GLOBES 100 U KINGDOM 335 GERMANY W 375 SWEDEN 400 U STATES				1631	7087
				98	
				261	
		3554		66992	
		3554		68982	
MOULDED SHAPES FOR ELECT FIXT 100 U KINGDOM 305 AUSTRIA 317 CZECHO S 318 DENMARK 335 GERMANY W 354 NETHRLNDS 400 U STATES		6631		18477	7088
				2488	
		4107		22447	
				1114	
		5713		31909	
				8257	
		135141		1029172	
		151592		1113864	
HEAT RESISTING GLASSWARE 100 U KINGDOM 305 AUSTRIA 317 CZECHO S 335 GERMANY W 400 U STATES		5133		112372	7089
				103	
		116		716	
		236		9725	
		390799		3013859	
		396284		3136775	
SHEET GLASS OVER 34 OZ SQ FT 100 U KINGDOM 305 AUSTRIA 306 BELGIUM 317 CZECHO S 327 FRANCE 335 GERMANY W 354 NETHRLNDS 390 GERMANY E 400 U STATES	SQ FT 103316	17299	387975	97886	7090
			18260	3561	
		50071	920760	250302	
		1319	60376	11369	
		5034	178651	45911	
		39165	774244	179241	
			4686	3101	
		1177	15900	2328	
		38960	766245	245061	
		598843	3127097	838760	
SHEET GLASS TRANSPRT TO 34 OZ 100 U KINGDOM 305 AUSTRIA 306 BELGIUM 317 CZECHO S 327 FRANCE 335 GERMANY W 347 JAPAN 365 POLAND 390 GERMANY E 400 U STATES	SQ FT 955604	74574	5361277	458653	7091
			9732	962	
		118498	7418156	720569	
		12723	8064669	332792	
		31830	2161373	180779	
		97543	5243130	457876	
			1284222	62305	
		3501	703100	22051	
		3843	1097300	45548	
			3920	231	
		4249405	342512	31346879	2281766
PLATE GLASS NOT OVER 7 SQ FT 100 U KINGDOM 306 BELGIUM 327 FRANCE 335 GERMANY W 400 U STATES	SQ FT 25577	10666	410380	159396	7093
			54825	23405	
		999	9791	4894	
			4416	2329	
		12942	221191	115887	
		24607	700603	305911	
PLATE GLASS 7 TO 25 SQ FT 100 U KINGDOM 306 BELGIUM 327 FRANCE 335 GERMANY W 347 JAPAN 400 U STATES	SQ FT 208635	84621	3042898	1193061	7094
		14347	314114	162713	
			131672	77097	
		293	48855	24601	
			484	100	
		112851	786829	418429	
		349757	4324852	1876001	
PLATE GLASS N O P 100 U KINGDOM 306 BELGIUM 317 CZECHO S 318 DENMARK 327 FRANCE 335 GERMANY W 354 NETHRLNDS 400 U STATES	SQ FT 162215	87955	1806768	926814	7095
		49003	974203	537795	
			7931	2237	
			3063	3335	
		2412	189529	111483	
		4721	321548	167506	
			8032	4317	
		894396	10660896	4691938	
		1157452	13971970	6445425	
LAMINATED GLASS SHEETS 100 U KINGDOM 306 BELGIUM 317 CZECHO S 327 FRANCE 335 GERMANY W	SQ FT 2338	1220	170992	85470	7097
		110	14304	7656	
		2991	10157	4628	
			12604	6039	
		24695	112278	59193	

IMPORTS INTO CANADA FOR CONSUMPTION

Articles and Countries from which Imported	MONTH OF SEPTEMBER 1957		NINE MONTHS ENDED SEPTEMBER 1957		Class Number
	Quantities	Values (\$)	Quantities	Values (\$)	
400 U STATES	366	1238	9438	18929	
GLASS SHEETS WIRED	30591	16667	329773	181915	7099
100 U KINGDOM	SQ FT 92501	46320	547251	189403	
306 BELGIUM	24565	4701	203330	42257	
327 FRANCE	3060	478	7743	1051	
335 GERMANY W	7291	2634	28698	10519	
354 NETHRLNDS	17030	11301	122173	77854	
400 U STATES	182	75	82368	46255	
GLASS CAST AND SHEET	144629	65509	991563	367339	7100
GLASS NOP	SQ FT 8702	2023	70756	20552	
100 U KINGDOM	1839	1496	29047	10149	
306 BELGIUM			1000	792	
327 FRANCE			6780	1583	
335 GERMANY W	11794	4177	129276	41934	
400 U STATES	22335	7696	236859	75010	
ORNAMENTAL COLOURED GLASS	SQ FT 17043	3240	72721	25098	7111
100 U KINGDOM	6114	1000	78010	14743	
306 BELGIUM			22704	7947	
327 FRANCE			11504	5713	
335 GERMANY W	337	465	375	839	
354 NETHRLNDS	7048	6838	72423	54288	
400 U STATES	30542	11543	257737	108628	
PAINTED OBSCURED WHITE GLASS	SQ FT 206114	33530	1313622	210858	7112
100 U KINGDOM	76893	10266	965293	136394	
306 BELGIUM			38000	1871	
317 CZECHO S	14783	2552	106281	13435	
327 FRANCE	11097	4019	98309	26244	
335 GERMANY W			18144	1627	
354 NETHRLNDS	38113	12099	803031	255325	
400 U STATES	347000	62466	3342680	645754	
STAINED OR ORNAMENTAL WINDOWS		4745		34349	7113
100 U KINGDOM				1839	
305 AUSTRIA				4577	
306 BELGIUM		12121		52129	
327 FRANCE				17961	
335 GERMANY W		325		7349	
354 NETHRLNDS		201		1785	
400 U STATES		17392		119989	
MIRRORS OF GLASS FRAMED OR NOT		8249		43192	7114
100 U KINGDOM				1520	
231 HONG KONG		70		446	
305 AUSTRIA		17465		212199	
306 BELGIUM				12000	
317 CZECHO S				62	
318 DENMARK		132		2541	
327 FRANCE		16226		71113	
335 GERMANY W		457		3427	
344 ITALY		4178		38884	
347 JAPAN				156	
354 NETHRLNDS				162	
390 GERMANY E		78894		791771	
400 U STATES		125671		1166673	
GLASS BALLS FOR FIBRES OR YARN		18775		68324	7120
100 U KINGDOM				19409	
335 GERMANY W		25273		177519	
400 U STATES		44048		265252	
GLASS TO BE CUT OR MOUNTED		7241		2147	7121
100 U KINGDOM				77567	
306 BELGIUM		110		2856	
317 CZECHO S		4671		45858	
335 GERMANY W				2550	
340 HUNGARY		30636		205120	
400 U STATES		42658		336098	
GLASS BLANKS FOR REFLECTORS		23304		333613	7122
400 U STATES		23304		333613	
BEADS FOR MFR IMITATION PEARLS					7123
347 JAPAN				157	
400 U STATES		4739		24556	
ARTIFICIAL EYES CONTACT LENSES		4739		24713	7124
335 GERMANY W				538	
354 NETHRLNDS				137	
400 U STATES		132		5082	
PHOTOGRAPHIC DRY PLATES		132		5757	7125
100 U KINGDOM		1275		37208	
306 BELGIUM				1728	
400 U STATES		9644		95269	
SPECTACLES EYE GLASS LENSES		10919		134205	7126
100 U KINGDOM				2327	
305 AUSTRIA				27211	
327 FRANCE		1992		42280	
335 GERMANY W		3937		32760	
344 ITALY		1104		83818	
347 JAPAN		452		65367	
354 NETHRLNDS		149		149	

IMPORTS INTO CANADA FOR CONSUMPTION

143

Articles and Countries from which Imported	MONTH OF SEPTEMBER 1957		NINE MONTHS ENDED SEPTEMBER 1957		Class Number
	Quantities	Values (\$)	Quantities	Values (\$)	
376 SWITZRLND		93		282	
400 U STATES		21970		554080	
MANUFACTURES OF GLASS N O P		29697		808274	
100 U KINGDOM		7048		73794	7127
231 HONG KONG		1111		75292	
305 AUSTRIA		638		5022	
306 BELGIUM		50419		330126	
317 CZECHO S		3866		41997	
318 DENMARK		857		5048	
327 FRANCE		2983		30385	
335 GERMANY W		12729		130889	
344 ITALY		7487		54091	
347 JAPAN		1924		18171	
352 MEXICO		57		57	
354 NETHRLNDS		232		2512	
375 SWEDEN		2715		27512	
376 SWITZRLND		303		1322	
390 GERMANY E				3658	
400 U STATES		209654		1748855	
GLASS WOOL DR FIBRE GLASS	LB	302023		2548731	
335 GERMANY W		873	2473	1879	7128
400 U STATES		61563	981998	461252	
GLASS BLOCKS		76105	984471	463131	
100 U KINGDOM		215		586	7129
317 CZECHO S				720	
344 ITALY				1138	
352 MEXICO				6637	
400 U STATES		61591		518668	
PLUMBAGO NOT GROUND DR MFRD		61806		527749	
100 U KINGDOM				243	7131
217 CEYLON				5074	
231 HONG KONG				748	
333 MADAGASCAR				180	
335 GERMANY W				367	
352 MEXICO		2171		35848	
359 NORWAY				3330	
400 U STATES		923		14445	
CRUCIBLES PLUMBAGO AND COVERS		3094		60235	
100 U KINGDOM		8429		90961	7132
400 U STATES		8485		83295	
PLUMBAGO GROUND AND MFRS NOP		16914		174256	
100 U KINGDOM		1902		23450	7133
305 AUSTRIA				847	
317 CZECHO S				114	
335 GERMANY W		243		11874	
352 MEXICO		515		515	
354 NETHRLNDS				167	
376 SWITZRLND				135	
400 U STATES		86960		537673	
MICA UNMANUFACTURED	CWT	89620		574775	
215 INDIA	425	27303	3398	153750	7138
309 BRAZIL	6	218	35	1685	
400 U STATES	5	259	547	32603	
MICA MANUFACTURES OF		436	3980	188038	
100 U KINGDOM				26823	7139
335 GERMANY W				687	
352 MEXICO				215	
400 U STATES		26707		311666	
ASPHALTUM DR ASPHALT	CWT	26707		339391	
100 U KINGDOM			44	392	7141
225 TRINIDAD			8557	8745	
400 U STATES	23801	48088	672148	1206815	
ASPHALTUM OIL FOR PAVING	GAL	23801	680749	1215952	
400 U STATES	95850	10847	348760	40183	7143
DIL FOR CONCENTRATION OF ORES	GAL	95850	348760	40183	
400 U STATES	26198	37165	187434	284605	7151
CRUDE PETROLEUM FOR REFINING	M GAL	26198	187434	284605	
225 TRINIDAD			47880	3490513	7153
303 ARABIA	48854	3688977	206374	15760061	
342 IRAN			2940	154120	
387 VENEZUELA	221295	17150356	2411669	188308402	
400 U STATES	22951	2094289	246561	22564594	
PETROLEUM TOPS FOR REFINERS	GAL	293100	2915424	230277690	
FUEL OIL EXWARE SHIPS STORES	GAL				7154
400 U STATES			55706	8586	7156
CRUDE PETROLEUM N O P	GAL		55706	8586	
400 U STATES			3570	349	7158
AVIATION GASOLINE	GAL		3570	349	
381 ALASKA	70544	17816	871700	212921	7161
400 U STATES	14912297	3016966	83223503	17162724	
	14982841	3034782	84095203	17375645	

IMPORTS INTO CANADA FOR CONSUMPTION

Articles and Countries from which Imported	MONTH OF SEPTEMBER 1957		NINE MONTHS ENDED SEPTEMBER 1957		Class Number
	Quantities	Values (\$)	Quantities	Values (\$)	
KEROSENE N O P	GAL				7162
381 ALASKA	109394	22988	294090	60607	
400 U STATES	922885	110352	12374159	1568857	
	1032279	133340	12668249	1629464	
ENGINE DISTILLATE 8017 OR OVER	GAL				7163
400 U STATES	886	180	30177	4192	
	886	180	30177	4192	
GASOLINE UNDER 8236 SP G N O P	GAL				7164
357 NETH ANT	8743149	1124118	50935598	6792521	
381 ALASKA	552833	117444	2889071	600755	
400 U STATES	1165174	188821	7485559	1201059	
	10461156	1430383	61310228	8594335	
CASINGHEAD GASOLINE BLENDING	GAL				7165
400 U STATES			1733153	123430	
			1733153	123430	
LUB OILS UNDER 250 PER GAL	GAL				7166
100 U KINGDOM			3558	555	
400 U STATES	1755340	351716	13191041	2798277	
	1755340	351716	13194599	2798832	
PETRO LUB OILS 250 GAL OR OVER	GAL				7167
100 U KINGDOM	8692	8209	159170	107063	
327 FRANCE	13	92	113	684	
335 GERMANY W			75	52	
354 NETHRLNDS	6900	4305	21160	13629	
375 SWEDEN	315	322	855	759	
376 SWITZRLND			73	585	
381 ALASKA	2696	3141	27738	27310	
400 U STATES	1596462	648235	15815182	6441241	
	1615078	664304	16024366	6591323	
OILS MINERAL N O P	GAL				7168
100 U KINGDOM	7950	2336	44910	12312	
306 BELGIUM			22377	7187	
318 DENMARK			39	191	
400 U STATES	77824	95026	888648	1087561	
	85774	97362	955974	1107251	
STOVE OIL NO 1 FUEL OIL	GAL				7171
357 NETH ANT	12147144	1279020	35310691	3960925	
381 ALASKA	222427	39138	5099006	874796	
387 VENEZUELA			2272352	247725	
400 U STATES	158628	22068	19373676	2447243	
	12528199	1340226	62055725	7530689	
LIGHT FUEL OILS NOS 2 AND 3	GAL				7172
357 NETH ANT	22765568	2370936	63366982	6855558	
381 ALASKA			7375	618	
387 VENEZUELA	4206021	437072	16647082	1744533	
400 U STATES	18033974	2087913	86303332	10094416	
	45005563	4895921	166324771	18695125	
HEAVY FUEL OILS NOS 4 5 AND 6	GAL				7173
100 U KINGDOM			17556	1405	
357 NETH ANT	7203162	474064	104471312	7128053	
381 ALASKA	4542	375	9979	826	
387 VENEZUELA			1541389	106301	
400 U STATES	15953651	1304810	147916796	11854769	
	23161355	1779249	253957032	19091354	
DIESEL FUEL	GAL				7174
100 U KINGDOM			14166	2206	
335 GERMANY W	11200	1493	11200	1493	
357 NETH ANT	94112	9816	2340034	268447	
381 ALASKA	236937	38485	2217650	342498	
387 VENEZUELA			1000057	1046031	
400 U STATES	4258556	435087	22694758	2675456	
	4600805	484881	37277665	4336131	
TRACTOR FUEL	GAL				7175
PETROL GREASE LUBRICATING NOP	LB				7181
100 U KINGDOM	1008	412	19632	5185	
381 ALASKA	18200	2842	90870	13768	
400 U STATES	1326384	176831	13859532	1594748	
	1345592	180085	13970034	1613701	
PETROL JELLIES TOILET MEDICINE					7182
100 U KINGDOM		80		977	
400 U STATES		54592		592093	
		54672		593070	
PARAFFINE WAX	LB				7183
215 INDIA	700000	32038	5600000	244918	
400 U STATES	3163792	217062	25840160	1847740	
	3863792	249100	31440160	2092658	
CANDLES PARAFFINE WAX	LB				7184
100 U KINGDOM			475	125	
318 DENMARK	553	166	4150	1799	
335 GERMANY W	3278	1405	4392	1836	
347 JAPAN	9215	1651	41690	8494	
375 SWEDEN	604	219	908	531	
376 SWITZRLND			652	532	
389 IRELAND			688	194	
400 U STATES	16125	5687	113091	37253	
	29775	9128	166046	50764	
PRODUCTS OF PETROLEUM N O P	GAL				7185
100 U KINGDOM	4968	5130	24675	27596	
381 ALASKA	4738	1861	13369	6234	
400 U STATES	1733761	462390	13216428	3620478	
	1743467	469381	13254472	3654308	
LIQUEFIED PETROLEUM GASES	LB				7186
400 U STATES	19709949	429035	171561630	3033461	
	19709949	429035	171561630	3033461	

IMPORTS INTO CANADA FOR CONSUMPTION

145

Articles and Countries from which Imported	MONTH OF SEPTEMBER 1957		NINE MONTHS ENDED SEPTEMBER 1957		Class Number
	Quantities	Values (\$)	Quantities	Values (\$)	
NAPHTHA INCL SOLVENT NAPHTHA 100 U KINGDOM 381 ALASKA 400 U STATES	GAL 5212 815522 820734	1859 173660 175519	627 23987 10039709 10064323	1418 8160 2285443 2295021	7187
ARTIFICIAL ABRASIVE GRAINS 100 U KINGDOM 327 FRANCE 335 GERMANY W 354 NETHRLNOS 400 U STATES		191210 191210		1548 4965 476 333 1624929 1632251	7191
DIAMONOS BLACK BORT FOR BORERS 100 U KINGDOM 207 UN SO AFR 221 B GUIANA 224 JAMAICA 306 BELGIUM 309 BRAZIL 320 OOM REP 335 GERMANY W 338 HAITI 339 HONDURAS 354 NETHRLNOS 363 PERU 376 SWITZPLND 400 U STATES	CARAT 13891 22375 377 27 120838 157508	110388 107612 1935 120 739850 959905	169926 256785 1856 912 36056 6171 23 13 3086 170 3195 1163 100 1035310 1514766	1207854 1228317 8967 8005 292144 40453 350 111 17740 380 21698 4671 267 6191175 9022132	7192
DIATOMACEOUS EARTH 318 DENMARK 335 GERMANY W 400 U STATES	CWT 47335 47335	103451 103451	601 37 377176 377814	637 129 806101 806867	7193
EMERY IN BULK 335 GERMANY W 400 U STATES		23367 23367		192 180590 180782	7194
GRINDING WHEELS BONOED 100 U KINGDOM 305 AUSTRIA 306 BELGIUM 318 DENMARK 327 FRANCE 335 GERMANY W 344 ITALY 359 NORWAY 375 SWEODEN 376 SWITZRLND 400 U STATES		2111 2752 1979 1572 98908 107322		37562 929 1016 91 152 27483 353 19148 5310 1083 1389789 1482916	7195
GRINDING STONES BLOCKS BONOED 100 U KINGDOM 335 GERMANY W 347 JAPAN 375 SWEODEN 400 U STATES		447 20565 21012		4170 1031 90 489 321189 326969	7196
GRINDSTONES 36 INCHES OR OVER 335 GERMANY W 400 U STATES	NO		7 103 110	1430 9520 10950	7198
GRINDSTONES N O P 100 U KINGDOM 400 U STATES	NO		300 682 982	396 2867 3263	7199
PUMICE PUMICE STONE LAVA TUSA 335 GERMANY W 344 ITALY 400 U STATES		4334 20702 25036		84 6258 1922296 198638	7200
COATED ABRASIVE PAPER CLOTH 100 U KINGDOM 335 GERMANY W 359 NORWAY 400 U STATES		69 658 33865 34592		6791 6056 2929 540920 556696	7202
MFRS OF ABRASIVES N O P 100 U KINGDOM 335 GERMANY W 344 ITALY 400 U STATES		1075 246 31734 33055		20102 3882 695 458117 482796	7203
BUILDING STONE N O P 100 U KINGDOM 344 ITALY 400 U STATES	CWT 302 76963 77265	1066 84751 85817	1914 302 494164 496380	1046 1066 509254 511366	7210
GRANITE ROUGH 309 BRAZIL 326 FINLAND 344 ITALY 359 NORWAY 375 SWEODEN 400 U STATES		17256 8956 26212		1093 24187 1152 10560 72955 97357 207304	7215

IMPORTS INTO CANADA FOR CONSUMPTION

Articles and Countries from which Imported	MONTH OF SEPTEMBER 1957		NINE MONTHS ENDED SEPTEMBER 1957		Class Number
	Quantities	Values (\$)	Quantities	Values (\$)	
GRANITE SAWN					7216
207 UN SO AFR				895	
306 BELGIUM				7527	
326 FINLAND				3294	
359 NORWAY				119	
375 SWEDEN		2391		8874	
400 U STATES		9625		73286	
		12216		93995	
GRANITE MANUFACTURES					7218
100 U KINGDOM				138	
306 BELGIUM				20771	
326 FINLAND		5753		49191	
335 GERMANY W		8545		81528	
344 ITALY				1153	
359 NORWAY				604	
375 SWEDEN		5202		54316	
400 U STATES		20052		65093	
		39552		272794	
GYPSUM					7221
	TON				
100 U KINGDOM	2	78	7	283	
352 MEXICO	7989	30612	67302	278237	
400 U STATES	60	3323	168	7742	
	8051	34013	67477	286262	
LIME					7223
100 U KINGDOM			5660	3747	
400 U STATES	45522	29182	451752	275201	
	45522	29182	457412	278948	
PLASTER OF PARIS					7224
	WALL PLASTER				
327 FRANCE	CWT 17	160	110	1009	
335 GERMANY W			110	120	
344 ITALY			55	163	
400 U STATES	35070	48079	276871	357577	
	35087	48239	277146	358869	
CEMENT PORTLAND					7225
	CWT				
100 U KINGDOM	154771	106874	423212	334853	
306 BELGIUM	14556	23541	59887	97864	
318 DENMARK	4672	6694	22041	32375	
327 FRANCE	3881	4939	16744	26325	
335 GERMANY W	5346	10125	78918	89346	
347 JAPAN	76977	46136	196399	114425	
381 ALASKA			578	1976	
400 U STATES	49858	53688	740040	835407	
	310061	251997	1537819	1532571	
CEMENT MANUFACTURES N O P					7226
100 U KINGDOM		2910		18284	
327 FRANCE		132		372	
344 ITALY		3746		4243	
400 U STATES		152900		617655	
		159688		640554	
WHITE PORTLAND CEMENT CLINKER					7227
400 U STATES	CWT 19376	20498	209213	218558	
	19376	20498	209213	218558	
MARBLE ROUGH					7231
327 FRANCE				1014	
344 ITALY		3025		13543	
400 U STATES		10592		35005	
		13617		49562	
MARBLE SAWN					7232
306 BELGIUM		167		17098	
327 FRANCE		600		600	
335 GERMANY W				327	
336 GREECE		1190		1190	
344 ITALY		15509		176542	
366 PORTUGAL				1048	
372 SPAIN				1902	
400 U STATES		22922		178797	
		40388		377504	
MARBLE FOR TOMBSTONES					7233
400 U STATES		3258		28638	
		3258		28638	
MARBLE MANUFACTURES N O P					7234
100 U KINGDOM				262	
306 BELGIUM		623		10733	
327 FRANCE		99		286	
335 GERMANY W		1218		6534	
344 ITALY		3323		37069	
366 PORTUGAL				251	
400 U STATES		3379		9728	
		8642		64863	
MARBLE ORNAMENTAL FOR CHURCHES					7235
305 AUSTRIA				2488	
344 ITALY		14522		133095	
400 U STATES		54		260	
		14576		135843	
ROOFING SLATE					7241
	SQ				
100 U KINGDOM	195	2039	281	3445	
366 PORTUGAL			73	378	
400 U STATES	63	4769	979	25773	
	258	6808	1333	29596	
SLATE MANUFACTURES N O P					7243
100 U KINGDOM		3184		10941	
335 GERMANY W		55		644	
344 ITALY		437		2545	
366 PORTUGAL				4160	
390 GERMANY E		63		244	
400 U STATES		1621		8015	
		5360		26549	

IMPORTS INTO CANADA FOR CONSUMPTION

Articles and Countries from which Imported	MONTH OF SEPTEMBER 1957		NINE MONTHS ENDED SEPTEMBER 1957		Class Number
	Quantities	Values (\$)	Quantities	Values (\$)	
BURRSTONES IN BLOCKS	NO				
400 U STATES			16	587	7251
CHALK CLIFF STONE MICA SCHIST			16	587	
100 U KINGDOM				59	7252
335 GERMANY W				885	
400 U STATES				3121	
CHALK PREPARED				4065	
400 U STATES		948		3795	7253
CURLING STONES AND HANDLES	PAIR			3795	
100 U KINGDOM	157	6721	1209	47842	7254
FELDSPAR CRUDE ONLY	CWT	6721	1209	47842	7255
FELDSPAR GROUND	CWT				
400 U STATES			2835	3250	7256
FLINT AND GROUND FLINT STONE	CWT			3250	
327 FRANCE					7257
400 U STATES	36	131	552	762	
FLUORSPAR	CWT	131	7548	13264	
100 U KINGDOM	3910	8455	8100	14026	7258
207 UN SO AFR					
352 MEXICO	4398	6488	5601	11571	
400 U STATES	7037	15052	21811	20916	
GANISTER	15345	29995	155686	173500	
400 U STATES	CWT		11603	28201	7259
MAGN CARB FOR RUBBER PRODUCTS	749	866	8954	7021	
400 U STATES	CWT				
MAG OX AND CARB FOR INSULATION			10	133	7260
100 U KINGDOM			10	133	
400 U STATES	CWT				7261
PHOSPHATE ROCK	439	2695	2453	18278	
306 BELGIUM	3990	10861	31495	106889	
400 U STATES	4429	13556	33948	125167	7263
SILICA SAND	CWT				
306 BELGIUM	1013	2650	1013	2650	
400 U STATES	2647368	911518	12053296	4665880	
SAND AND GRAVEL N D P	2648381	914168	12054309	4668530	7264
100 U KINGDOM	CWT				
354 NETHRLNDS	1465092	212018	3302	8363	
375 SWEDEN	1465092	212018	11100071	1763900	
400 U STATES	TON	212018	11103373	1772263	7265
SILEX OR CRYSTALLIZED QUARTZ					
309 BRAZIL			1120	300	
400 U STATES	448	400	448	400	
STONE REFUSE	26695	32785	600	1500	
359 NDRWAY	27143	33185	158030	229287	
400 U STATES	CWT		160198	231487	7266
TALC OR SOAPSTDNE	7	10303	16	22918	
327 FRANCE	15335	7758	227483	129174	
344 ITALY	15342	18061	227499	152092	
400 U STATES	TDN				7267
WHITING GILDERS PARIS WHITE			100	2500	
100 U KINGDOM			304	5383	
327 FRANCE	83	1182	404	7883	
400 U STATES	CWT				7268
STONE AND MANUFACTURES N O P					
100 U KINGDOM			211	573	
231 HONG KONG			18611	39534	
344 ITALY	17945	30166	203673	363954	
400 U STATES	17945	30166	222495	404061	7269
ROOFING GRANULES	CWT				
400 U STATES	3798	2479	35489	28818	
STONE CRUSHED	8120	2901	19670	6395	
400 U STATES	11466	21502	73661	162139	
QUARTZ PIEZO ELECTRIC	23384	26882	128820	197352	7270
MAGNESIA DEAD BURNED SINTERED					
100 U KINGDDM					
388 YUGO SLAV		243		1644	
400 U STATES		2365		2299	
MAGNESIA CAUSTIC CALCINED					
100 U KINGDDM					
354 NETHRLNDS		3779		12385	
ROOFING GRANULES		6387		16526	
400 U STATES	CWT			32854	7271
STONE CRUSHED	181494	190658	1361069	1393904	
400 U STATES	181494	190658	1361069	1393904	7272
QUARTZ PIEZO ELECTRIC	TON				
100 U KINGDOM	135127	179923	759819	950297	
309 BRAZIL	135127	179923	759819	950297	
400 U STATES	LB				7273
MAGNESIA DEAD BURNED SINTERED					
100 U KINGDDM					
388 YUGO SLAV			22	684	
400 U STATES		868	7012	52710	
MAGNESIA CAUSTIC CALCINED					
100 U KINGDDM					
354 NETHRLNDS		3366	2674	100543	
ROOFING GRANULES		413	4234	153937	
400 U STATES	CWT				7274
STONE CRUSHED	67	305	423	5011	
400 U STATES	2325	11439	98662	262787	
QUARTZ PIEZO ELECTRIC	2392	11744	64778	285993	
MAGNESIA CAUSTIC CALCINED					
100 U KINGDDM					
354 NETHRLNDS			163863	553791	
ROOFING GRANULES					
400 U STATES			214	2020	7275
STONE CRUSHED			663	2009	

IMPORTS INTO CANADA FOR CONSUMPTION

Articles and Countries from which Imported	MONTH OF SEPTEMBER 1957		NINE MONTHS ENDED SEPTEMBER 1957		Class Number	
	Quantities	Values (\$)	Quantities	Values (\$)		
400 U STATES	990	5310	21142	88533		
ELECTRIC OR BLAST FURNACE SLAG	1210	6008	22019	92562	7280	
400 U STATES	64606	8359	517689	74500		
BARYTES	64606	8359	517689	74500	7281	
335 GERMANY W	877	1524	4335	5420		
344 ITALY			800	1290		
400 U STATES	400	973	11852	24544		
CARBONS 3 TO 35 INCHES CIRCUM	1277	2497	16987	31254	7282	
100 U KINGDOM		15958		36925		
327 FRANCE				12547		
400 U STATES		34570		417686		
CARBONS OVER 35 INCHES CIRCUM		50528		467158	7283	
327 FRANCE				299		
347 JAPAN				6316		
400 U STATES		32949		704282		
ELECTRIC LIGHT CARBONS N O P		32949		710897	7284	
100 U KINGDOM	LB		4483	7443		
400 U STATES		9942	118970	74827		
CRAYONS		9942	123453	82270	7285	
100 U KINGDOM				3363		
327 FRANCE		77		2038		
335 GERMANY W		681		12971		
344 ITALY		972		1535		
347 JAPAN				3225		
354 NETHRLNDS		569		569		
400 U STATES		37014		312745		
DIAMONDS UNSET		39313		336446	7286	
100 U KINGDOM	CARAT	200	5446	795099		
207 UN SO AFR		72	470	119124		
224 JAMAICA		19381	8	1813		
306 BELGIUM	2884	389619	24998	3626279		
327 FRANCE			12	2711		
335 GERMANY W			142	12672		
354 NETHRLNDS	242	66864	2492	478867		
360 ISRAEL	864	100095	7772	850121		
376 SWITZRLNO	2	217	11	1502		
400 U STATES	460	68407	5951	916050		
EARTHS CRUOE ONLY		4724	678188	47302	6804238	7287
335 GERMANY W				894		
400 U STATES				1923		
FOUNDRY FACINGS OF ALL KINOS				2817	7288	
335 GERMANY W				82		
352 MEXICO				1194		
400 U STATES		8762		105471		
ULLERS EARTH IN BULK ONLY		8762		106747	7289	
100 U KINGDOM		985		3076		
400 U STATES		9933		106981		
GAS IMPORTED BY PIPE LINE		10918		110057	7290	
400 U STATES	M FT	2534593	576981	22047249	5141669	
INSULATORS ELECTRIC N O P		2534593	576981	22047249	5141669	7291
100 U KINGDOM			3908	60012		
317 CZECHO S				1070		
335 GERMANY W			181	181		
359 NORWAY			66	694		
376 SWITZRLND			188	3828		
400 U STATES		29385		410867		
MAGNESIA PIPE COVERING		33728		476652	7292	
100 U KINGDOM			3448	31703		
400 U STATES			6346	61377		
MINERAL WOOL N O P			9794	93080	7295	
400 U STATES	LB	425300	80876	1983757	332055	
SALT TABLE		425300	80876	1983757	332055	7296
100 U KINGDOM	CWT	34	184	204	985	
400 U STATES		27	1946	1279	28885	
SALT FOR FISHERIES		61	2130	1483	29870	7297
224 JAMAICA				47995	7956	
227 BAHAMAS				148176	26064	
344 ITALY				182560	29262	
372 SPAIN	154348	27116	928140	170052		
400 U STATES			162	234		
SALT IN BULK N O P		154348	27116	1307033	233568	7298
352 MEXICO	CWT	222968	11883	222968	11883	
400 U STATES		518552	87851	3273587	635002	
SALT IN BAGS BARRLS		741520	99734	3496555	646885	7299
100 U KINGDOM	CWT	2179	2771	14952	19157	
400 U STATES		52259	35524	241762	191163	
		54438	38295	256714	210320	

IMPORTS INTO CANADA FOR CONSUMPTION

149

Articles and Countries from which Imported	MONTH OF SEPTEMBER 1957		NINE MONTHS ENDED SEPTEMBER 1957		Class Number
	Quantities	Values (\$)	Quantities	Values (\$)	
SULPHUR AND BRIMSTONE					
400 U STATES	CWT 936011	1139949	5665296	6789359	7300
	936011	1139949	5665296	6789359	
MINERAL SUBSTANCES N O P					
100 U KINGDOM		17288		367897	7301
205 RHOD NYAS		112239		510273	
207 UN SO AFR				525235	
231 HONG KONG				1123	
306 BELGIUM		3062		7508	
318 DENMARK		194		548	
327 FRANCE		210		2786	
335 GERMANY W		281		9396	
344 ITALY		6434		51486	
347 JAPAN				1473	
354 NETHRLNDS		225		1133	
376 SWITZRLND				968	
390 GERMANY E				569	
400 U STATES		680904		4429880	
		820837		5910275	
VERMICULITE CRUDE					
207 UN SO AFR				58468	7302
400 U STATES		26097		182182	
		26097		240650	
ASPHALT TILE FOR FLOORING					
400 U STATES	SQ FT 62612	5231	775315	73813	7303
	62612	5231	775315	73813	
ANDALUSITE KYANITE MULLITE ETC					
215 INDIA	CWT 2240	7142	2240	7142	7304
400 U STATES	4568	13167	25350	76437	
	6808	20309	27590	83579	

IMPORTS INTO CANADA FOR CONSUMPTION

Articles and Countries from which Imported	MONTH OF SEPTEMBER 1957		NINE MONTHS ENDED SEPTEMBER 1957		Class Number
	Quantities	Values (\$)	Quantities	Values (\$)	
<u>GROUP 8</u>					
<u>CHEMICALS AND ALLIED PRODUCTS</u>					
ACID BORACIC 25 LBS OR OVER 400 U STATES	LB 335274	18128	2466976	170554	8001
	335274	18128	2466976	170554	
ACID HYDROFLUOSILICIC 400 U STATES	LB 4238	413	132974	10594	8002
	4238	413	132974	10594	
ACID MURIATIC 400 U STATES	LB 470710	5635	3222004	40655	8003
	470710	5635	3222004	40655	
ACETYLSALICYLIC ACID 100 U KINGDOM 400 U STATES	LB 48816 5300	25218 2483	444418 155282	239267 71695	8004
	54116	27701	599700	310962	
ACID NITRIC 400 U STATES	LB 16163	1340	182610	13456	8005
	16163	1340	182610	13456	
ACID PHOSPHORIC 400 U STATES	LB 48488	2550	281932	17133	8006
	48488	2550	281932	17133	
ACID SULPHURIC 400 U STATES	LB 141354	1199	1545071	29324	8008
	141354	1199	1545071	29324	
ACID LACTIC 100 U KINGDOM 318 DENMARK 335 GERMANY W 354 NETHRLNDS 400 U STATES	LB 7716	1435	203414 30864 29532 22137	48908 5737 5757 6143	8009
	14310	2286	58852	9577	
	22026	3721	344799	76122	
ACID NICOTINIC 327 FRANCE 376 SWITZRLND 400 U STATES	LB		444 330 44302	1921 757 96587	8010
			45076	99265	
SALICYLIC ACID 100 U KINGDOM 400 U STATES	LB 2800	1239	8720 16988	4504 6851	8011
	2800	1239	25708	11355	
ACID ACETIC AND PYROLIGNEOUS 400 U STATES	GAL		556 556	386 386	8012
ACID CRESYLIC 100 U KINGDOM 400 U STATES	LB 17664	1881	185000 133714	16353 24137	8015
	17664	1881	318714	40490	
XANTHATES FOR ORES 100 U KINGDOM 335 GERMANY W 400 U STATES	LB 32425 519810	6759 129050	60000 85777 5040924	11223 16160 1286997	8016
	552235	135809	5186701	1314380	
ACID OXALIC 327 FRANCE 335 GERMANY W 354 NETHRLNDS 400 U STATES	LB 41841 33069 31550	4783 3437 4949	22090 326309 146275 127136	2218 35843 16294 20551	8017
	106460	13169	621810	74906	
ACID TANNIC 100 U KINGDOM 376 SWITZRLND 400 U STATES	LB 2205 2230	2213 3925	6418 13221 6323	5358 13390 9199	8020
	4435	6138	25962	27947	
TARTARIC ACID CRYSTAL OR POWD 100 U KINGDOM 327 FRANCE 335 GERMANY W 344 ITALY 400 U STATES	LB 14560	4730	313126 5510 4410 62073	107955 1674 1386 19271	8021
	700	572	1400	1155	
	17465	5992	386519	131441	
ACIDS N O P 100 U KINGDOM 306 BELGIUM 318 DENMARK 327 FRANCE 335 GERMANY W 344 ITALY 352 MEXICO 354 NETHRLNDS 376 SWITZRLND 400 U STATES	LB 29314	8270	765849 220 3648 8745 544260 77 1902 24000 4025	189820 507 2760 5722 105978 896 2853 3160 5116	8022
	321686	86000	5564451	1246724	
	729688	143528	6917177	1563536	
ACID ARSENIC 400 U STATES	LB		519631	18262	8023
			519631	18262	
ASCORBIC ACID 347 JAPAN 376 SWITZRLND 400 U STATES		7358		4608 19927	8024
		21604		148124	
		20962		172659	

IMPORTS INTO CANADA FOR CONSUMPTION

Articles and Countries from which Imported	MONTH OF SEPTEMBER 1957		NINE MONTHS ENDED SEPTEMBER 1957		Class Number	
	Quantities	Values (\$)	Quantities	Values (\$)		
ACID FORMIC	335 GERMANY W	150574	14828	903931	92419	8025
	354 NETHRLNDS	5004	410	84540	7076	
	400 U STATES	10691	1820	20127	3351	
		166269	17058	1008598	102846	
ACID CHRDMIC	100 U KINGDOM			112000	29611	8026
	335 GERMANY W			8818	2213	
	400 U STATES	162505	41715	785835	209782	
		162505	41715	906653	241606	
ACID CARBOLIC OR PHENOL	400 U STATES	177100	30616	3938840	681209	8027
		177100	30616	3938840	681209	
AMYL ALCOHOL	400 U STATES	GAL				8032
		6675	9229	21308	28681	
		6675	9229	21308	28681	
BUTYL ALCOHOL	100 U KINGDOM	LB		1760	609	8034
	400 U STATES			464818	55099	
		126967	15560	466578	55708	
		126967	15560			
METHYL ETHYL KETONE ETC	400 U STATES	LB		4129604	517068	8035
		435223	51236	4129604	517068	
		435223	51236			
ETHYL AND METHYL ALCOHOL	381 ALASKA	GAL		169	609	8036
	400 U STATES			1651654	496577	
		557133	159808	1651823	497186	
		557133	159808			
RUM TO BE DENATURED	221 B GUIANA	P GAL		993	1442	8037
	224 JAMAICA			1223	1413	
	400 U STATES			4035	1878	
		3712	1419	6251	4733	
		3878	1662			
ISOPROPYL ALCOHOL	400 U STATES	GAL		13072	28036	8038
		298	336	13072	28036	
		298	336			
CELLULOSE ACETATE PHOTO FILM	400 U STATES		120964		882242	8046
			120964		882242	
COLLODION FOR FILMS ENGRAVERS	400 U STATES	GAL				8047
				25	75	
				25	75	
CAFFEINE AND SALTS	100 U KINGDOM	LB		1825	4778	8052
	335 GERMANY W			74067	147657	
	354 NETHRLNDS	21102	41620	49600	118751	
	376 SWITZRLND	9100	21482	8800	18243	
	400 U STATES			15	67	
		30202	63102	134307	289496	
COCAINE	100 U KINGDOM	OZ		940	10674	8053
		695	7689	940	10674	
		695	7689			
CODEINE AND SALTS	100 U KINGDOM	OZ		43458	201088	8054
	215 INDIA	14966	68261	10000	63804	
	335 GERMANY W	500	2013	1000	4037	
		15466	70274	54458	268929	
OPIUM DERIVATIVES N O P	100 U KINGDOM	OZ		3414	14893	8056
	215 INDIA	75	399	50	440	
	327 FRANCE			208	1700	
	354 NETHRLNDS			1377	3045	
	400 U STATES	7	64	320	1698	
		82	463	5369	21776	
OPIUM	100 U KINGDOM	LB		65	771	8057
	376 SWITZRLND			4	50	
				69	821	
QUININE SALTS	335 GERMANY W	OZ		12704	3076	8059
	400 U STATES	1800	479	36106	11926	
		5600	1588	48810	15002	
		7400	2067			
STRYCHNINE AND SALTS	100 U KINGDOM	OZ		3410	2459	8060
				3410	2459	
PREPARATIONS WEED KILLING	100 U KINGDOM		46685		377491	8069
	318 DENMARK				84708	
	335 GERMANY W		71614		92028	
	354 NETHRLNDS				36467	
	400 U STATES		50208		2547420	
			168507		3138114	
NICOTINE AND SALT FOR SPRAYING	100 U KINGDOM	LB		3000	2183	8070
	400 U STATES			13747	9866	
		180	191	16747	12049	
CHLOROPICRIN INSECTICIDES	400 U STATES		1826		66790	8071
			1826		66790	
SPRAYS IN PKGS NOT OVER 3 LBS	100 U KINGDOM		660		40843	8072
	335 GERMANY W				154	
	400 U STATES		27948		238806	
			28608		279803	
DISINFECTANTS DIPS SPRAYS NOP	100 U KINGDOM		6612		216748	8073
	318 DENMARK				32783	

IMPORTS INTO CANADA FOR CONSUMPTION

Articles and Countries from which Imported	MONTH OF SEPTEMBER 1957		NINE MONTHS ENDED SEPTEMBER 1957		Class Number
	Quantities	Values (\$)	Quantities	Values (\$)	
327 FRANCE		2178		9041	
335 GERMANY W		13843		78856	
344 ITALY				66	
359 NORWAY				301	
363 PERU		6277		6277	
375 SWEDEN				3373	
376 SWITZRLND				50702	
400 U STATES		311695		6515320	
		340605		6913467	
MEDICINAL PREPARATIONS DRY					8074
100 U KINGDOM		88311		604483	
231 HONG KONG		2045		37270	
234 AUSTRALIA				2052	
305 AUSTRIA				125	
306 BELGIUM				2403	
318 DENMARK		56		5181	
327 FRANCE		9971		110497	
335 GERMANY W		4175		63491	
344 ITALY				254	
347 JAPAN		179		1928	
354 NETHRLNDS		1774		8242	
375 SWEDEN				77	
376 SWITZRLND		11090		382649	
390 GERMANY E				1046	
400 U STATES		430262		3903721	
		547863		5123419	
MEDICINAL PREPARATIONS LIQUID					8075
100 U KINGDOM		3074		46224	
231 HONG KONG		446		7019	
318 DENMARK				349	
327 FRANCE		561		33803	
335 GERMANY W		211		2186	
344 ITALY				2084	
347 JAPAN				925	
354 NETHRLNDS		237		1767	
375 SWEDEN				571	
376 SWITZRLND		506		20328	
400 U STATES		158129		1286830	
		163164		1402086	
MEDICINAL PREPARATIONS OTHER					8076
100 U KINGDOM				288	
231 HONG KONG		766		6019	
327 FRANCE		3732		43102	
335 GERMANY W				210	
344 ITALY				674	
347 JAPAN				192	
376 SWITZRLND		113		1865	
400 U STATES		1889		70914	
		6500		123264	
MEDICATED WINES UNDER 40 PROOF	GAL				8077
MENTHOL NATURAL OR SYNTHETIC					8078
100 U KINGDOM				6801	
234 AUSTRALIA				3070	
309 BRAZIL		6982		63438	
313 CHINA				5783	
335 GERMANY W				2041	
347 JAPAN				22932	
354 NETHRLNDS				11364	
376 SWITZRLND		294		294	
393 TAIWAN				3677	
400 U STATES		13700		43457	
		20976		162857	
PAPAIN					8079
100 U KINGDOM				845	
203 B E AFR				21498	
217 CEYLON				3257	
400 U STATES		208		10195	
		208		35795	
SPIRITS AND STRONG WATERS	GAL				8081
100 U KINGDOM	15	248	142	1308	
231 HONG KONG	743	3403	8309	33749	
327 FRANCE			1	146	
335 GERMANY W			38	714	
344 ITALY			1	82	
376 SWITZRLND	1	57	4	317	
400 U STATES	529	8141	2755	37160	
	1288	11849	11250	73476	
EXTRACT OF CASCARA SAGRADA					8082
400 U STATES		2794		22649	
		2794		22649	
PENICILLIN AND PRODUCTS					8083
100 U KINGDOM		577		18192	
305 AUSTRIA		7600		29702	
318 DENMARK				14031	
400 U STATES		59566		432153	
		67743		494078	
STREPTOMYCIN AND PRODUCTS					8084
100 U KINGDOM				5752	
400 U STATES		11691		83130	
		11691		88882	
SULPHA DRUGS					8085
100 U KINGDOM		7653		52290	
318 DENMARK				32662	
327 FRANCE				16441	
335 GERMANY W				699	

IMPORTS INTO CANADA FOR CONSUMPTION

153

Articles and Countries from which Imported	MONTH OF SEPTEMBER 1957		NINE MONTHS ENDED SEPTEMBER 1957		Class Number
	Quantities	Values (\$)	Quantities	Values (\$)	
354 NETHRLNDS				21394	
376 SWITZRLND				17648	
400 U STATES		4573		164540	
ANTIBIOTICS N O P		12226		305674	8086
100 U KINGDOM		4951		60330	
318 DENMARK				3715	
327 FRANCE				1450	
400 U STATES		301591		2603420	
ANILINE DYES 1 LB OR OVER		306542		2668915	8091
100 U KINGDOM	LB	70206	67774	821494	862406
306 BELGIUM				13522	12998
327 FRANCE		3815	6786	112555	161851
335 GERMANY W		10370	15097	306101	383880
344 ITALY		2205	2146	7033	5121
354 NETHRLNDS		250	101	21996	20752
376 SWITZRLND		27294	59243	472266	868502
400 U STATES		330098	384747	2674236	3523399
ANILINE AND COAL TAR DYES NOP	LB	444238	535894	4429203	5838909
100 U KINGDOM				1275	1942
318 DENMARK				4550	4679
376 SWITZRLND				110	248
400 U STATES		9424	11885	40981	184286
ANILINE OIL CRUDE	LB	9424	11885	46916	191155
400 U STATES				26625	5074
ANILINE SALTS AND ALIZARIN	LB			26625	5074
100 U KINGDOM				21941	24087
335 GERMANY W				2259	638
400 U STATES				2685	1017
COAL TAR BASE OR SALT FOR DYES	LB			26885	25742
100 U KINGDOM		3935	6358	91342	85013
306 BELGIUM				3251	2753
327 FRANCE		2205	964	5511	2653
335 GERMANY W		41894	24624	189652	143934
344 ITALY		5952	1305	28637	14944
354 NETHRLNDS				1074	1126
376 SWITZRLND				12036	9946
400 U STATES		32299	31294	355262	342235
CAMWOOD AND SUMAC AND EXTRACT	CWT	86285	64545	686765	602604
400 U STATES		91	938	142	1488
CHEM COMP FOR DYEING TANNING NOP	CWT	91	938	142	1488
100 U KINGDOM		2514	33476	8667	160810
306 BELGIUM				550	2100
327 FRANCE				530	11301
335 GERMANY W		324	9953	7387	146202
344 ITALY				22	1967
376 SWITZRLND		465	5863	1823	41148
400 U STATES		37935	83319	226209	787212
BASIC CHROMIC SULPHATE	CWT	41238	132611	245188	1150740
100 U KINGDOM		400	3282	3836	30903
207 UN SO AFR		224	1467	224	1467
335 GERMANY W				834	7520
400 U STATES		910	8964	17804	177150
INDIGO INDIGO PASTE OR EXTRACT	CWT	1534	13713	22698	217040
100 U KINGDOM				714	55776
400 U STATES				1	92
IRON AND RED LIQUOR FOR DYEING	CWT			715	55868
400 U STATES				48	440
LOGWOOD AND FUSTIC EXTRACT	CWT			48	440
224 JAMAICA				64	2631
400 U STATES		24	991	420	14847
QUEBRACHO EXTRACT	CWT	24	991	484	17478
100 U KINGDOM		224	3080	224	3080
304 ARGENTINA		3095	30322	34553	350421
362 PARAGUAY				3439	34116
400 U STATES				3150	31238
TERRA JAPONICA GAMBIEER CUTCH	CWT	3319	33402	41366	418855
100 U KINGDOM		23	250	1065	12756
219 BEI OTHER				50	469
400 U STATES		24	280	52	605
TURMERIC	CWT	47	530	1167	13830
215 INDIA		69	556	1325	14076
224 JAMAICA				112	976
400 U STATES				68	804
NON EDIBLE SEEDS BEANS NUTS	CWT	69	556	1505	15856
100 U KINGDOM				1	97
224 JAMAICA				358	1068
400 U STATES		90	598	702	11080
CHESTNUT EXTRACT	CWT	90	598	1061	12245
327 FRANCE				1432	14867

IMPORTS INTO CANADA FOR CONSUMPTION

Articles and Countries from which Imported	MONTH OF SEPTEMBER 1957		NINE MONTHS ENDED SEPTEMBER 1957		Class Number
	Quantities	Values (\$)	Quantities	Values (\$)	
344 ITALY			10 290	991 18	
400 U STATES			2 212	212 59	
SPRUCE EXTRACT			13 934	1 352 44	8117
400 U STATES			731	41 76	
MYROBALAN EXTRACT			731	41 76	8118
100 U KINGDOM			775	71 04	
400 U STATES			1 108	72 34	
WATTLE EXTRACT			1 883	1 43 38	8119
203 B E AFR			2 109	1 73 86	
207 UN SO AFR	534	3 464	8 485	6 30 49	
400 U STATES			1 267	1 10 82	
HEMLOCK EXTRACT	534	3 464	11 861	9 15 17	8120
400 U STATES			498	35 69	
EXTRACTS N O P DYEING TANNING			498	35 69	8121
100 U KINGDOM	20	111	136	2 70 8	
219 BEL OTHER			45	3 91	
234 AUSTRALIA			226	1 75 7	
335 GERMANY W			3	5 7	
379 TURKEY			827	7 81 7	
400 U STATES	2 268	9 336	19 613	11 64 88	
BINITROTOLUOL FOR EXPLOSIVES	2 288	9 447	20 850	12 92 18	8131
400 U STATES			10 000	5 37 6	
NITRATE COMPOUNDS NOP FOR EXPL			10 000	5 37 6	8132
100 U KINGDOM			62 640	7 10 2	
335 GERMANY W	801 38	4 019	2 40 348	1 20 22	
400 U STATES	1 081 00	1 20 80	7 12 550	8 31 60	
BLASTING AND MINING POWDER	1 882 38	1 60 99	10 15 538	10 22 84	8133
400 U STATES			750	3 11	
DYNAMITE AND NITRO GLYCERINE			750	3 11	8134
381 ALASKA			1 000	3 35	
400 U STATES	2 31 200	4 96 62	10 26 500	22 67 80	
FIREWORKS FIRECRACKERS	2 31 200	4 96 62	10 27 500	22 71 15	8135
100 U KINGDOM		6 476		6 68 20	
231 HONG KONG		6 486		10 07 53	
335 GERMANY W		1 78		1 35 7	
347 JAPAN				2 99 6	
354 NETHRLNDS				7 74	
359 NORWAY				1 43 41	
375 SWEDEN				9 06 1	
400 U STATES		9 73		4 44 38	
FUSE NON METALLIC		14 113		2 40 540	8136
100 U KINGDOM				5 69	
400 U STATES		8 21		3 19 68	
GUN RIFLE SPORTING POWDER		8 21		3 25 37	8137
100 U KINGDOM			8 77 55	2 59 73	
400 U STATES	5 93 49	5 09 78	3 40 157	2 93 94 8	
EXPLOSIVES N O P	5 93 49	5 09 78	4 27 91 2	3 19 92 1	8138
100 U KINGDOM			450	3 12 6	
400 U STATES	6 21 23	4 41 12	3 71 87 8	2 70 3 86	
NITROGEN SOLUTION	6 21 23	4 41 12	3 72 3 28	2 73 5 12	8149
400 U STATES					
NITROGEN FERTILIZER N O P					8150
359 NORWAY			200	5 41	
400 U STATES			430	6 14	
AMMONIUM SULPHATE			630	1 15 5	8151
100 U KINGDOM	734	2 22 8	3 87 7	1 21 2 7	
335 GERMANY W	551	1 34 3	1 65 3	3 76 6	
400 U STATES	2 46 8	4 67 0	2 8 2 9 1	5 22 0 7	
BASIC SLAG	3 75 3	8 24 1	3 38 2 1	6 81 0 0	8152
POTASH MURIATE OF					8155
327 FRANCE	4 400 4	6 96 9 6	4 16 9 5 9	6 64 8 1 1	
335 GERMANY W	2 58 1 8 1	3 83 6 7 3	4 43 1 8 2	5 97 0 1 1	
400 U STATES	7 89 5 6	9 17 6 5	1 22 5 2 0 2	1 35 8 8 2 2	
POTASH SULPHATE OF	3 81 1 4 1	5 45 1 3 4	2 08 5 3 4 3	2 62 0 6 4 4	8156
327 FRANCE	5 500 0	1 000 5 8	7 54 6 3	1 44 7 2 3	
400 U STATES	6 51 8	1 12 1 2	1 52 9 6 1	2 51 2 2 2	
SOOA NITRATE OR CUBIC NITRE	6 15 1 8	1 11 2 7 0	2 28 4 2 4	3 95 9 4 5	8157
100 U KINGDOM			762	32 26	
312 CHILE	1 000	2 41 2	7 60 6	1 95 6 8	
400 U STATES	1 24 0 5	2 62 9 3	30 65 2 4	6 46 9 4 6	
TRIPLE SUPERPHOSPHATE	1 34 0 5	2 87 0 5	3 14 8 9 2	6 69 7 4 0	8161
400 U STATES	1 81 1 2 8	3 93 7 6 8	7 50 8 1 2	1 65 6 1 7 3	
SUPERPHOSPHATE N O P	1 81 1 2 8	3 93 7 6 8	7 50 8 1 2	1 65 6 1 7 3	8162
400 U STATES	2 370 40	2 388 8 9	2 514 3 1 3	2 394 4 0 9	
	2 370 40	2 388 8 9	2 514 3 1 3	2 394 4 0 9	

IMPORTS INTO CANADA FOR CONSUMPTION

Articles and Countries from which Imported	MONTH OF SEPTEMBER 1957		NINE MONTHS ENDED SEPTEMBER 1957		Class Number
	Quantities	Values (\$)	Quantities	Values (\$)	
PHOSPHATE FERTILIZER N O P 306 BELGIUM 400 U STATES	CWT 1838	6596	1000 40707	3305 143304	8163
SULPHATE OF POTASH MAGNESIA 400 U STATES	CWT 1060	681	41707 27492	146609 18322	8164
POTASH FERTILIZER N O P	CWT 1060	681	27492	18322	8165
FERTILIZER MIXED 100 U KINGDOM 400 U STATES	CWT 3312	16720	332 184564	8833 725062	8166
FERTILIZER MATERIALS N O P 100 U KINGDOM 335 GERMANY W 400 U STATES	CWT 184	549	257 400	1782 1808	8167
LITHARGE 100 U KINGDOM 400 U STATES	CWT 6072	13244	106000 106657	279127 282717	8171
LEAD RED DRY ORANGE MINERAL 100 U KINGDOM 400 U STATES	LB 40000	5590	45505 12300	76070 212011	8172
LEAD WHITE DRY 400 U STATES	LB 45412	6565	16805 544684	288081 85069	8173
LEAD WHITE GROUND IN OIL 400 U STATES	LB 4327		4327	1206	8174
ANTIMONY OXIDE 100 U KINGDOM 306 BELGIUM 335 GERMANY W 400 U STATES	LB 10000	2531	5146 100000	1034 22711	8179
LAMP BLACK 100 U KINGDOM 400 U STATES	LB 2360	276	10080 44090	2225 11520	8180
TITANIUM OXIDE 100 U KINGDOM 335 GERMANY W 400 U STATES	LB 1197000	257902	53537 207707	13990 50446	8181
CARBON BLACK 400 U STATES	LB 2772088	177823	112263 116863	22918 23355	8182
BONE BLACK AND IVORY BLACK 400 U STATES	LB 13250	1991	38016079 55006819	5226555 8742765	8183
BLANC FIXE 100 U KINGDOM 306 BELGIUM 335 GERMANY W 400 U STATES	LB 3175	1402	136574 136574	24094 24094	8184
BRONZE POWDER 100 U KINGDOM 335 GERMANY W 400 U STATES	LB 112	80	31739 52000	5445 1879	8185
LITHOPONE 100 U KINGDOM 306 BELGIUM 335 GERMANY W 354 NETHRLNDS 400 U STATES	LB 180	477	218274 168369	6729 15020	8186
OXIDE OF COBALT 100 U KINGDOM 400 U STATES	LB 292	557	470382 29073	29073 29073	8187
OXIDE OF COPPER 100 U KINGDOM 400 U STATES	LB 140000	9606	645200 40000	44780 2396	8188
OXIDES FILLERS COLOURS DRY NOP 100 U KINGDOM 318 DENMARK 327 FRANCE 335 GERMANY W 354 NETHRLNDS 372 SPAIN 376 SWITZRLND 400 U STATES	LB 44000	2504	357469 153069	23833 8918	8189
PARIS GREEN DRY 400 U STATES	LB 18000	1648	822596 67145	67145 67145	8190
SATIN WHITE 400 U STATES	LB 202000	13758	2018334	147072	8191

IMPORTS INTO CANADA FOR CONSUMPTION

Articles and Countries from which Imported	MONTH OF SEPTEMBER 1957		NINE MONTHS ENDED SEPTEMBER 1957		Class Number
	Quantities	Values (\$)	Quantities	Values (\$)	
ULTRAMARINE BLUE DRY OR PULP	LB				8192
100 U KINGDOM	9600	1791	150617	29186	
400 U STATES	14200	3166	115470	31828	
	23800	4957	266087	61014	
ZINC WHITE OXIDE	LB				8193
100 U KINGDOM	5000	432	94800	10353	
400 U STATES	23160	3634	1036382	144228	
	28160	4066	1131182	154581	
OXIDE OF TIN	LB				8194
100 U KINGDOM	9344	8400	40340	37375	
400 U STATES	96	96	296	305	
	9440	8496	40636	37680	
OCHRES SIENNAS AND UM BERS	LB				8201
100 U KINGDOM	12000	357	112930	3408	
335 GERMANY W			10230	4374	
372 SPAIN			22000	455	
375 SWEDEN			46973	1256	
400 U STATES	112300	2685	1357545	49547	
	124300	3042	1549678	59040	
PUTTY	LB				8202
100 U KINGDOM	1232	94	6966	616	
400 U STATES	98293	14527	573859	90273	
	99525	14621	580825	90889	
ARTISTS AND CHILDRENS COLOURS					8211
100 U KINGDOM		38076		262031	
306 BELGIUM				133	
327 FRANCE		409		2323	
335 GERMANY W		768		5240	
347 JAPAN				2452	
354 NETHRLNDS				1595	
400 U STATES		51455		267956	
		90708		541730	
GOLD LIQUID PAINT					8212
400 U STATES		165		7543	
		165		7543	
LIQUID FILLERS AND PAINTS NOP	GAL				8213
100 U KINGDOM	1474	6774	11895	49742	
236 NEW ZEAL	140	821	260	1598	
306 BELGIUM			681	1929	
318 DENMARK			120	546	
335 GERMANY W	440	1638	1515	4674	
344 ITALY			150	450	
347 JAPAN			109	202	
354 NETHRLNDS			52	438	
359 NORWAY			760	3299	
375 SWEDEN			5	85	
376 SWITZRLND			180	320	
400 U STATES	48588	185961	474019	1777981	
	50642	195194	489746	1841264	
SPIRIT VARNISHES AND LACQUERS	GAL				8214
100 U KINGDOM	70	265	1428	9528	
318 DENMARK			50	232	
335 GERMANY W	122	775	1837	11848	
376 SWITZRLNO			172	1355	
400 U STATES	8917	38125	65264	308018	
	9109	39165	68751	330981	
STAINS AND OXIDES	LB				8215
100 U KINGDOM	468	770	17682	16767	
335 GERMANY W			465	333	
400 U STATES	26104	30526	254225	228526	
	26572	31296	272372	245626	
VARNISHES LACQUERS JAPANS NOP	GAL				8216
100 U KINGDOM	235	1181	2413	9632	
318 DENMARK			165	464	
327 FRANCE			29	139	
335 GERMANY W			39	521	
354 NETHRLNDS			165	509	
375 SWEDEN			440	1097	
400 U STATES	24523	70963	233698	631004	
	24758	72144	236949	643366	
ALCOHOLIC PERFUMES UNDER 4 OZ					8221
100 U KINGDOM		1653		24482	
231 HONG KONG				144	
316 CUBA				113	
327 FRANCE		18566		168112	
335 GERMANY W		6740		33891	
344 ITALY		755		4167	
354 NETHRLNDS		455		1064	
372 SPAIN		358		821	
400 U STATES		19528		162886	
		48055		395680	
ALCOHOLIC PERFUMES OVER 4 OZ	GAL				8222
100 U KINGDOM	22	2647	276	19895	
218 MALAYA			16	108	
231 HONG KONG			11	108	
327 FRANCE	120	2501	698	27162	
335 GERMANY W	53	1126	271	5498	
344 ITALY			10	385	
354 NETHRLNDS			3	271	
400 U STATES	23	2406	409	8691	
	218	8680	1694	62118	
PERFUMERY TOILET PREPARATIONS					8224
100 U KINGDOM		3841		64918	
231 HONG KONG				127	
316 CUBA				239	
327 FRANCE		4645		49900	

IMPORTS INTO CANADA FOR CONSUMPTION

Articles and Countries from which Imported	MONTH OF SEPTEMBER 1957		NINE MONTHS ENDED SEPTEMBER 1957		Class Number
	Quantities	Values (\$)	Quantities	Values (\$)	
335 GERMANY W		5842		100048	
344 ITALY		1258		7496	
347 JAPAN				53	
354 NETHRLNDS		129		7975	
375 SWEDEN				683	
376 SWITZRLND				245	
400 U STATES		70843		607001	
CASTILE SOAP	LB	86558		838685	8231
327 FRANCE			6697	1064	
372 SPAIN			2000	305	
400 U STATES		431	8817	3317	
COMMON OR LAUNDRY SOAP	LB	1075	17514	4686	8232
100 U KINGDOM		2317	4538	391	
327 FRANCE			28440	3210	
354 NETHRLNDS			1201	122	
400 U STATES		169400	816070	115667	
LIQUID SOAP	LB	171717	850249	119390	8234
100 U KINGDOM			10043	1724	
400 U STATES		126489	1376181	293393	
SOAP POWDERS AND FLAKES	LB	126489	1386224	295117	8235
100 U KINGDOM			78600	8596	
354 NETHRLNDS			2347	204	
400 U STATES		233599	4349563	666728	
TOILET SOAP N O P		45837	4430510	675528	8236
100 U KINGDOM		13540		75691	
305 AUSTRIA		315		1012	
306 BELGIUM		206		8856	
318 DENMARK		69		395	
327 FRANCE				4009	
335 GERMANY W		1644		8156	
344 ITALY				222	
354 NETHRLNDS		2914		9878	
360 ISRAEL				1800	
372 SPAIN		479		1918	
375 SWEDEN		174		544	
376 SWITZRLND				277	
389 IRELAND		121		272	
400 U STATES		12122		478842	
WHALE OIL SOAP	LB	31584		591872	8237
100 U KINGDOM		2800	26040	1457	
400 U STATES		3079	21252	2499	
SOAP N O P		5879	47292	3956	8238
100 U KINGDOM			589	8352	
327 FRANCE				316	
335 GERMANY W				1327	
376 SWITZRLND				603	
400 U STATES		13870		107366	
ALUM IN BULK NOT CALCINED		14459		117964	8251
100 U KINGDOM	CWT	1340	8100	27115	
335 GERMANY W			106	755	
354 NETHRLNDS			264	333	
400 U STATES		1173	4695	20448	
CHLORIDE OF ALUMINUM	CWT	2513	13165	48651	8252
400 U STATES		11227	26642	287915	
SULPHATE OF IRON COPPERAS	CWT	11227	26642	287915	8253
100 U KINGDOM		10	1891	2639	
400 U STATES		1104	12987	20833	
SULPHATE OF ALUMINA ALUM CAKE	CWT	1114	14878	23472	8254
100 U KINGDOM		1840	70051	132059	
335 GERMANY W		400	8901	14852	
375 SWEDEN		10932	10932	19477	
400 U STATES		29776	125401	247563	
AMMONIA NITRATE	LB	42948	215285	413951	8261
100 U KINGDOM			1560	184	
400 U STATES		4190	188339	13549	
SAL AMMONIAC	LB	4190	189899	13733	8262
100 U KINGDOM			253615	17096	
335 GERMANY W			48600	1835	
400 U STATES		26100	132475	10603	
SAL AMMONIAC SKIMMINGS	LB	26100	434690	29534	8263
306 BELGIUM		990	89190	6303	
335 GERMANY W		33046	88104	6343	
400 U STATES		54863	631956	45020	
AMMONIA COMPOUNDS N O P	LB	88899	809250	57666	8264
100 U KINGDOM		12992	282939	41079	
335 GERMANY W		22377	111678	6219	
354 NETHRLNDS			10571	1742	
400 U STATES		606474	6324562	252875	
		641843	6729750	301915	

IMPORTS INTO CANADA FOR CONSUMPTION

Articles and Countries from which Imported	MONTH OF SEPTEMBER 1957		NINE MONTHS ENDED SEPTEMBER 1957		Class Number
	Quantities	Values (\$)	Quantities	Values (\$)	
AMMONIA ANHYDROUS	LB				8265
400 U STATES	5839168	212319	37789793	1369453	
	5839168	212319	37789793	1369453	
ANTIMONY SALTS TARTAR EMETIC	LB				8271
335 GERMANY W			2205	1111	
400 U STATES	2600	1190	18350	13396	
	2600	1190	20555	14507	
ARSENOUS OXIDE ARSEN SULPHIDE	LB				8273
400 U STATES			900	370	
			900	370	
COPPER SUBACETATE PRECIPITATE	LB				8274
COPPER SULPHATE	LB				8275
100 U KINGDOM	42240	3965	930908	100694	
375 SWEDEN			6600	103	
400 U STATES	49924	5799	682549	122982	
	92164	9764	1620057	223779	
TIN BICHLORIDE TIN CRYSTALS	LB				8277
100 U KINGDOM			4000	2653	
400 U STATES	830	719	7708	8887	
	830	719	11708	11540	
ZINC CHLORIDE	LB				8278
100 U KINGDOM			75296	7217	
400 U STATES	1907	246	119406	13123	
	1907	246	194702	20340	
ZINC SULPHATE	LB				8279
100 U KINGDOM	295532	11539	1534356	58252	
306 BELGIUM			154000	8742	
335 GERMANY W	75046	3070	319138	12138	
400 U STATES	900	198	412225	37475	
	371478	14807	2419719	116607	
BISMUTH SALTS					8291
100 U KINGDOM				18009	
400 U STATES				2399	
				20408	
LEAD ACETATE NOT GROUND	LB				8292
100 U KINGDOM	6359	1092	72322	12554	
400 U STATES	528	111	1728	417	
	6887	1203	74050	12971	
LEAD ARSENATE	LB				8293
400 U STATES			73056	15421	
			73056	15421	
LEAD NITRATE NOT GROUND	LB				8294
100 U KINGDOM			122360	17418	
400 U STATES	600	200	27792	6370	
	600	200	150152	23788	
COMPOUNDS OF TETRAETHYL LEAD	LB				8295
400 U STATES	727193	260831	4829878	1733513	
	727193	260831	4829878	1733513	
BROMINE	LB				8301
100 U KINGDOM			432	162	
400 U STATES	367	447	14400	9550	
	367	447	14832	9712	
CHLORINE LIQUID CHLORINE GAS	LB				8303
400 U STATES	8620100	246022	58639500	1658997	
	8620100	246022	58639500	1658997	
IODINE CRUDE	LB				8304
312 CHILE			29999	31568	
400 U STATES	4650	4812	33341	34861	
	4650	4812	63340	66429	
IODIZED SALTS FOR ANIMALS					8305
400 U STATES		436		2649	
		436		2649	
CALCIUM ARSENATE	LB				8311
400 U STATES			81000	4952	
			81000	4952	
CALCIUM CHLORIDE	CWT				8315
100 U KINGDOM	8	374	8	374	
335 GERMANY W			190	958	
400 U STATES	89428	133377	761677	1109692	
	89436	133751	761875	1111024	
CHLORIDE OF LIME	CWT				8316
100 U KINGDOM	1999	7427	10900	40965	
347 JAPAN	88	1199	176	2413	
354 NETHRLNDS			110	341	
400 U STATES	814	18792	5636	109985	
	2901	27418	16822	153704	
CALCIUM MOLYBDATE	LB				8318
400 U STATES	25900	30746	175574	304069	
	25900	30746	175574	304069	
CALCIUM COMPDS NOP EXC CITRATE	LB				8319
100 U KINGDOM	5856	1852	170549	30453	
318 DENMARK			231	220	
327 FRANCE	1000	1284	2471	2993	
344 ITALY			660	1824	
354 NETHRLNDS			243340	52621	
359 NORWAY			20000	543	
376 SWITZRLND			35531	34338	
400 U STATES	323922	29799	3960133	416662	
	330778	32935	4432915	539654	
CREAM OF TARTAR IN CRYSTALS	LB				8322
100 U KINGDOM	2240	650	82768	23029	
344 ITALY			91609	20654	
400 U STATES	88	133	375	528	
	2328	783	174752	44211	

IMPORTS INTO CANADA FOR CONSUMPTION

Articles and Countries from which Imported	MONTH OF SEPTEMBER 1957		NINE MONTHS ENDED SEPTEMBER 1957		Class Number
	Quantities	Values (\$)	Quantities	Values (\$)	
POTASH AND PEARL ASH	LB				8323
335 GERMANY W			49583	4383	
400 U STATES	30555	2893	368011	31216	
	30555	2893	417594	35599	
POTASH BICARBONATE	LB				8325
100 U KINGDOM			1120	143	
			1120	143	
POTASH BICHROMATE CRUDE	LB				8326
100 U KINGDOM			32600	4856	
335 GERMANY W	11016	1542	26247	3859	
400 U STATES	11040	1831	243880	41085	
	22056	3373	302727	49800	
POTASH CAUSTIC	LB				8327
100 U KINGDOM			6638	594	
327 FRANCE	25201	2284	162353	16070	
335 GERMANY W			184877	16071	
354 NETHRLNDS			18551	1662	
375 SWEDEN	3000	642	11500	2476	
400 U STATES	569314	24389	5383769	226168	
	597515	27315	5767688	263041	
POTASH CHLORATE GROUND	LB				8329
376 SWITZRLND			98046	10248	
400 U STATES	1663	366	29732	5598	
	1663	366	127778	15846	
POTASH RED OR YELLOW PRUSSIAN	LB				8330
335 GERMANY W			8000	2504	
354 NETHRLNDS			4480	1279	
400 U STATES	224	299	5252	2642	
	224	299	17732	6425	
POTASH NITRATE OR SALT PETRE	LB				8331
100 U KINGDOM	5400	322	29763	2417	
335 GERMANY W	77174	3792	547211	28109	
390 GERMANY E			44532	2910	
400 U STATES			5875	1046	
	82574	4114	627381	34482	
POTASH COMPOUNDS N O P	LB				8332
100 U KINGDOM	16017	7514	146919	39013	
327 FRANCE	500	650	2096	1530	
335 GERMANY W	11025	1048	96391	9986	
354 NETHRLNDS	40096	5009	228173	36183	
400 U STATES	795295	56014	3453562	382997	
	862933	70235	3927141	469709	
CLEANING COMPOUNDS SODIUM BASE	LB				8337
100 U KINGDOM	4538	900	16430	2439	
400 U STATES	1393304	172917	12945812	1625289	
	1397842	173817	12962242	1627728	
SODA BENZOATE	LB				8338
354 NETHRLNDS			10000	2904	
400 U STATES			24700	3127	
			34700	6031	
SODA BROMIDE	LB				8339
100 U KINGDOM			29721	9714	
318 DENMARK			1815	401	
400 U STATES	300	96	7035	2407	
	300	96	38571	12522	
SODA CITRATE	LB				8340
400 U STATES			5388	1947	
			5388	1947	
BAKING POWDER	LB				8341
335 GERMANY W	2139	682	7608	2230	
	2139	682	7608	2230	
BORAX	LB				8342
400 U STATES	2350122	70512	16241950	473958	
	2350122	70512	16241950	473958	
GLAUBER SALTS	LB				8343
100 U KINGDOM			4383	309	
335 GERMANY W			701800	9912	
376 SWITZRLND			500	74	
400 U STATES	102000	1879	1495675	26905	
	102000	1879	2202358	37200	
SODA ARSENIATE BINARSENATE	LB				8344
100 U KINGDOM			67200	5703	
400 U STATES	7600	4162	50280	27575	
	7600	4162	117480	33278	
SODA ASH OR BARILLA	LB				8345
100 U KINGDOM	1060000	20506	19425416	294466	
400 U STATES	9793300	154936	121846635	1990498	
	10853300	175442	141272051	2284964	
SODA BICARBONATE	LB				8346
100 U KINGDOM	210000	3830	3825500	70369	
400 U STATES	1003360	24325	7304653	182015	
	1213360	28155	11130153	252384	
SODA BICHROMATE	LB				8347
100 U KINGDOM	192080	20915	1378635	161788	
207 UN SO AFR			71800	9164	
335 GERMANY W	110230	12091	220345	24467	
365 POLAND			39518	3729	
400 U STATES	178020	21533	2704691	318764	
	480330	54539	4414989	517912	
SODA BISULPHATE OR NITRE CAKE	LB				8348
100 U KINGDOM			20000	572	
400 U STATES	457930	8356	2842105	67767	
	457930	8356	2862105	68339	
SODA BISULPHITE	LB				8349
100 U KINGDOM	11088	430	144552	7335	
335 GERMANY W			20000	804	

IMPORTS INTO CANADA FOR CONSUMPTION

Articles and Countries from which Imported	MONTH OF SEPTEMBER 1957		NINE MONTHS ENDED SEPTEMBER 1957		Class Number
	Quantities	Values (\$)	Quantities	Values (\$)	
354 NETHRLNDS			4 408	2 37	
400 U STATES	15 000	621	4 289 00	18 645	
	26 088	1 051	5 978 60	27 021	
SODA CAUSTIC IN PACKAGES	LB				8 350
100 U KINGDOM			70 924	32 35	
327 FRANCE			12 072	5 17	
375 SWEDEN	7 000	1 056	19 000	29 12	
400 U STATES	1 667 300	63 452	1 427 728	54 252 4	
	1 674 300	64 508	1 437 928	54 918 8	
SODA CAUSTIC IN SOLUTION	LB				8 352
400 U STATES	158 330 36	2 170 37	162 161 382	2 109 333	
	158 330 36	2 170 37	162 161 382	2 109 333	
SODA CHLORATE	LB				8 353
400 U STATES			520	187	
			520	187	
SODIUM CYANIDE	LB				8 354
100 U KINGDOM	40 1080	50 776	4 460 131	5 621 01	
335 GERMANY W	80 000	10 612	698 000	9 392 4	
354 NETHRLNDS			52 700	7 112	
400 U STATES	21 600	38 63	155 600	26 799	
	50 2680	65 251	5 366 431	68 993 6	
SODIUM GLUTAMATE	LB				8 355
313 CHINA	5 000	482 2	20 000	19 500	
347 JAPAN	6 000	61 74	15 421	16 210	
400 U STATES	22 275	2 421 4	25 965 0	28 618 2	
	33 275	3 521 0	29 507 1	32 189 2	
SODA HYPOSULPHITE	LB				8 356
100 U KINGDOM	22 400	695	278 080	9 293	
400 U STATES	44 800	1 740	461 918	28 731	
	67 200	2 435	739 998	38 024	
SODA NITRITE	LB				8 357
100 U KINGDOM	24 640	1 000	64 2120	27 044	
335 GERMANY W			97 004	37 38	
400 U STATES			16 450	1 994	
	24 640	1 000	75 574	32 776	
SODA PEROXIDE	LB				8 358
100 U KINGDOM	38 790	50 68	405 658	53 343	
400 U STATES	1 040	371	27 3570	51 235	
	39 830	54 39	679 228	104 578	
SODA PHOSPHATE N O P	LB				8 359
100 U KINGDOM	500	127	8 276	4842	
335 GERMANY W			2 310	381	
400 U STATES	90 4580	81 242	4890 266	47 348 1	
	90 5080	81 369	4900 852	47 870 4	
SODA PRUSSIAE	LB				8 360
306 BELGIUM	7 3990	7 438	10 3990	10 858	
335 GERMANY W	44 092	4 240	125 584	121 04	
390 GERMANY E			110 230	118 28	
400 U STATES	5 000	697	95 000	126 53	
	123 082	12 375	434 804	474 43	
SODA SAL	LB				8 361
100 U KINGDOM			40 000	589	
400 U STATES	750	59	4 350	293	
	750	59	44 350	882	
SODA SILICATE	LB				8 362
100 U KINGDOM	34 200	1 065	679 561	200 78	
400 U STATES	5 752 32	26 840	468 3048	22 3748	
	60 9432	27 905	536 2609	24 3826	
SODA SULPHATE CRUDE SALT CAKE	LB				8 363
100 U KINGDOM	49 220 64	58 948	116 420 64	116 433	
400 U STATES	5 933 120	50 110	33 197 584	29 0100	
	10 855 184	109 058	448 39 648	40 6533	
SODA SULPHIDE	LB				8 364
100 U KINGDOM	34 550	1 578	426 930	179 29	
400 U STATES	1 744 90	870 4	17 449 94	871 39	
	2 090 40	1 028 2	21 719 24	10 506 8	
SODA SULPHITE	LB				8 365
100 U KINGDOM	380 800	6 870	481 6900	9 5280	
335 GERMANY W			10 000	463	
400 U STATES	289 400	10 761	267 3630	90 625	
	670 200	17 631	7500 530	186 368	
SODIUM COMPOUNDS N O P	LB				8 366
100 U KINGDOM	18 683 8	28 419	1 377 878	21 419 1	
305 AUSTRIA			220 46	25 66	
317 CZECHO S	32 917	1 005	65 766	24 12	
318 DENMARK			182 548	82 28	
327 FRANCE			66 703	18 595	
335 GERMANY W	5 175	1 296	359 195	72 621	
347 JAPAN			1 100	11 81	
354 NETHRLNDS	4 032	20 66	310 32	14 282	
372 SPAIN	2 205	67	64 330	25 85	
375 SWEDEN			86 393	20 159	
376 SWITZRLND			297	10 29	
400 U STATES	1 473 207	11 231 2	13 794 167	10 215 22	
	1 704 374	14 516 5	16 051 455	13 793 71	
SODA PHOSPHATE DISODIUM	LB				8 367
400 U STATES	6 000	503	77 250	61 55	
	6 000	503	77 250	61 55	
SODA PHOSPHATE TRISODIUM	LB				8 368
400 U STATES	6 487 5	28 24	58 364 2	29 344	
	6 487 5	28 24	58 364 2	29 344	
SODA FLUORIDE	LB				8 369
100 U KINGDOM	4 480	788	46 380 4	52 630	
400 U STATES	400	61	38 813	8 395	
	4 880	849	50 261 7	61 025	

IMPORTS INTO CANADA FOR CONSUMPTION

161

Articles and Countries from which Imported	MONTH OF SEPTEMBER 1957		NINE MONTHS ENDED SEPTEMBER 1957		Class Number
	Quantities	Values (\$)	Quantities	Values (\$)	
SODA ANTIMONATE 400 U STATES	LB		161000	41282	8370
			161000	41282	
ACID PHOSPHATE NOT MEDICINAL 100 U KINGDOM 400 U STATES	LB		24600	3746	8371
	97481	8561	1265818	117848	
	97481	8561	1290418	121594	
BARIUM PEROXIDE	LB				8372
HYDROGEN PEROXIDES IN SOLUTION 400 U STATES	LB		1961966	406707	8373
	139082	27223	1961966	406707	
	139082	27223			
MAGNESIUM CARBONATE 100 U KINGDOM 400 U STATES	LB		417392	28514	8374
	55740	4046	44230	3863	
	21180	1662	461622	32377	
	76920	5708			
MAGNESIUM SALTS COMPOUNDS NOP 100 U KINGDOM 335 GERMANY W 354 NETHRLNDS 400 U STATES	LB		171791	60710	8375
	22210	7682	46902	1838	
			49625	3437	
	307805	13302	7658341	217102	
	332215	21173	7926659	283087	
MAGNESIUM SULPHATE EPSOM SALTS 100 U KINGDOM 335 GERMANY W 354 NETHRLNDS 400 U STATES	LB		51458	2042	8376
	376379	3579	1991035	17925	
			10935	148	
	264000	5193	1572200	31941	
	640379	8772	3625628	52056	
MERCURY SALTS 100 U KINGDOM 400 U STATES				15220	8377
		3989		2587	
		154		17807	
		4143			
PHOSPHORUS AND COMPOUNDS N O P 100 U KINGDOM 400 U STATES	LB		11	62	8378
	31995	4588	176207	28986	
	31995	4588	176218	29048	
RADIUM 100 U KINGDOM 306 BELGIUM 400 U STATES				22694	8379
		2898		216006	
		24799		69953	
		27697		308653	
MOLYBDENUM OXIDE 400 U STATES	LB		354178	245437	8380
			354178	245437	
ETHYL CHLORIDE 335 GERMANY W 400 U STATES	LB		1332	650	8388
	2456011	163461	18073110	1240806	
	2456011	163461	18074442	1241456	
ACETONE 400 U STATES				9375	8389
		264		9375	
ETHYLENE DICHLORIDE 400 U STATES	LB		41126	3875	8390
			41126	3875	
AMYL ACETATE 100 U KINGDOM 400 U STATES				415	8391
		678		15206	
		678		15621	
BLACKING SHOE LEATHER DRESSING 100 U KINGDOM 306 BELGIUM 327 FRANCE 335 GERMANY W 344 ITALY 354 NETHRLNDS 375 SWEDEN 376 SWITZRLND 400 U STATES				41788	8392
		2877		667	
		333		514	
			110	900	
				984	
		1878		13889	
		953		2784	
		61		14668	
		87416		955863	
		93628		1032057	
BLUEING LAUNDRY 100 U KINGDOM 400 U STATES				47254	8393
		791		13211	
		144		60465	
		935			
CAMPHOR NATURAL OR SYNTHETIC 100 U KINGDOM 335 GERMANY W 393 TAIWAN 400 U STATES	LB		12270	5081	8394
			15432	6880	
			1000	381	
	9910	6964	37971	24626	
	9910	6964	66673	36978	
CARBON BISULPHIDE N O P 400 U STATES	LB		33590	2661	8395
			33590	2661	
CARBON TETRACHLORIDE 335 GERMANY W 400 U STATES	LB		76804	6223	8396
	3677	251	13568	1937	
	1400	159	90372	8160	
	5077	410			
CHLOROFORM 100 U KINGDOM 335 GERMANY W 400 U STATES	LB		650	349	8397
			3080	457	
	47223	7092	241742	43430	
	47223	7092	245472	44236	
CYANIDE OF POTASSIUM 100 U KINGDOM 335 GERMANY W 400 U STATES	LB		120816	38353	8398
	11200	3677	84221	27343	
	41226	13370	32190	12571	
	325	188	237227	78267	
	52751	17235			

IMPORTS INTO CANADA FOR CONSUMPTION

Articles and Countries from which Imported	MONTH OF SEPTEMBER 1957		NINE MONTHS ENDED SEPTEMBER 1957		Class Number
	Quantities	Values (\$)	Quantities	Values (\$)	
ETHYLENE GLYCOL FOR ANTIFREEZE 400 U STATES	LB 5119673	553839	5643166	609722	8399
ETHYLENE GLYCOL N O P 400 U STATES	LB 12750	2078	45145	7992	8400
FORMALDEHYDE 100 U KINGDOM 400 U STATES	LB 653662	25075	2400 5581872	96 215611	8401
GLYCERINE CRUDE 224 JAMAICA 304 ARGENTINA 400 U STATES	LB 180044	22806	180044 236079	22806 31892	8402
GLYCERINE FOR EXPLOSIVES 100 U KINGDOM 400 U STATES	LB 294000	46629	798000	154743	8403
GLYCERINE N O P 335 GERMANY W 400 U STATES	LB 248660	62798	1433500	363202	8404
INK PRINTING 100 U KINGDOM 305 AUSTRIA 318 DENMARK 335 GERMANY W 347 JAPAN 400 U STATES	LB 11951	8769	31102 144208 175310	8208 40646 48854	8405
INK ROTOGRAVURE 400 U STATES	LB 96936	24157	749560	194709	8406
INK WRITING 100 U KINGDOM 231 HONG KONG 335 GERMANY W 347 JAPAN 400 U STATES	LB 176112	77782	1227788	626006	8407
NAPHTHALENE FLAKES AND BALLS 100 U KINGDOM 306 BELGIUM 335 GERMANY W 354 NETHRLNDS 400 U STATES	LB 189453	87204	1660634	833262	8408
NITROUS ETHER 100 U KINGDOM 400 U STATES	LB 96936	24157	749560	194709	8409
CHEMICALS FOR SYNTHETIC RESINS 335 GERMANY W 400 U STATES	LB 112086	26423	767338	190631	8410
SULPHURIC ETHER 100 U KINGDOM 400 U STATES	LB 1120	309	3027	1299	8411
THEOBROMINE DIMETHYL SULPHATE 400 U STATES	LB 50244	9105	380725	68955	8412
POLISH KNIFE OR OTHER N O P 100 U KINGDOM 234 AUSTRALIA 318 DENMARK 335 GERMANY W 354 NETHRLNDS 359 NORWAY 375 SWEDEN 400 U STATES	LB 51364	9414	383752	70254	8413
VANILLIN 100 U KINGDOM 335 GERMANY W 400 U STATES	LB 1000	3845	7150 672 370	29432 3560 1107	8414
ALL OTHER DRUGS CHEMICALS N O P 100 U KINGDOM 207 UN SO AFR 220 BERMUDA 231 HONG KONG 234 AUSTRALIA 236 NEW ZEAL 305 AUSTRIA 306 BELGIUM 314 COLOMBIA 317 CZECHO S 318 DENMARK 327 FRANCE 335 GERMANY W 344 ITALY 347 JAPAN 352 MEXICO 353 MOROCCO 354 NETHRLNDS	LB 1000	3845	8192	34099	8415
		316660		3329790	
				1064	
		3395		7819	
		2544		29021	
				2436	
		7481		23025	
		5739		7181	
		1582		20840	
				1070	
		2150		5386	
		3825		60944	
		45096		374235	
		77752		650024	
		3575		26759	
		1942		32348	
		641		6298	
				3100	
		8007		108778	

IMPORTS INTO CANADA FOR CONSUMPTION

163

Articles and Countries from which Imported	MONTH OF SEPTEMBER 1957		NINE MONTHS ENDED SEPTEMBER 1957		Class Number
	Quantities	Values (\$)	Quantities	Values (\$)	
359 NORWAY				1342	
365 POLAND				161	
372 SPAIN				1794	
375 SWEDEN		7974		33923	
376 SWITZRLND		33952		489927	
381 ALASKA				191	
387 VENEZUELA				882	
400 U STATES		5600128		44003224	
PHTHALIC ANHYDRIDE	LB	6122443		49221562	8416
305 AUSTRIA			44092	7593	
306 BELGIUM	110372	18763	255972	40133	
327 FRANCE	110150	17098	694264	98034	
335 GERMANY W	110778	17345	625593	98659	
344 ITALY	67196	10172	2337260	345333	
354 NETHRLNDS			11023	1586	
365 POLAND			169363	23077	
400 U STATES			399080	80930	
MATERIALS NOP FOR PLASTICS		398496		63378	8422
100 U KINGDOM		1853		9430	
207 UN SO AFR				4288	
335 GERMANY W		1030		154070	
354 NETHRLNDS		21226		25950	
375 SWEDEN		5051		5051	
376 SWITZRLND				318	
400 U STATES		828601		6917855	
CASINGS SYNTHETIC FOR MEATS	LB	857761		7116262	8423
335 GERMANY W			5477	7752	
400 U STATES	20539	26491	240376	315874	
TUNGSTEN CARBIDE IN TUBES		20539	26491	245853	8425
400 U STATES		4814		94433	
BUTADIENE		4814		94433	8428
400 U STATES		652746		4987974	
ETHYL BENZENE	GAL	652746		4987974	8429
GASOLINE ANTI OXIDANTS	LB				8430
400 U STATES	32518	26517	364770	284531	
SYNTHETIC RESIN GLUE	LB	32518	26517	364770	8431
100 U KINGDOM	1020	478	4678	908	
335 GERMANY W	495	592	7432	3631	
344 ITALY			2664	1855	
354 NETHRLNDS			132	60	
400 U STATES	234230	71303	1907993	613493	
RIBOFLAVIN		235745	72373	1922899	8432
376 SWITZRLND				20683	
400 U STATES		26951		246725	
YEAST DEAD OR INACTIVE	LB	26951		267408	8433
400 U STATES	44254	11523	351219	88175	
CATALYSTS PETROLEUM REFINING		44254	11523	351219	8434
100 U KINGDOM			1437	83539	
400 U STATES		220561		5178595	
FATTY ALCOHOLS		221998		5262134	8435
335 GERMANY W				74302	
354 NETHRLNDS				1054	
400 U STATES		98224		677622	
MATERIALS NOP FOR CHROM OXIDE		98224		752978	8436
FLUORESCENT COATING OR POWDER	LB				8437
100 U KINGDOM	160	1649	347	3572	
400 U STATES	3522	21011	73238	280195	
CELLULOSE ESTERS NO ADMIXTURE		3682	22660	73585	8500
100 U KINGDOM				385	
347 JAPAN				163	
400 U STATES		143728		1399695	
CELLULOSE COMPDS MOULDING ETC		143728		1400243	8530
100 U KINGDOM				14028	
400 U STATES		92797		727843	
CELLULOSE PLASTICS FOAMD EXPND		92797		741871	8550
318 DENMARK				288	
335 GERMANY W				10730	
400 U STATES		8802		65259	
CELLULOSE COMPDUNDS N O P		8802		76277	8570
400 U STATES		5166		44478	
CELLULOSE PLASTIC PRIM SHAPES		5166		44478	8600
100 U KINGDOM				20815	
335 GERMANY W		289		10085	
344 ITALY		2727		15592	
376 SWITZRLND		2583		1310	
400 U STATES		135513		1217823	
		141112		1265625	

IMPORTS INTO CANADA FOR CONSUMPTION

Articles and Countries from which Imported	MONTH OF SEPTEMBER 1957		NINE MONTHS ENDED SEPTEMBER 1957		Class Number
	Quantities	Values (\$)	Quantities	Values (\$)	
CELLUL PLAST SHAPES REINFORCED					8630
100 U KINGDOM				4303	
335 GERMANY W				4152	
400 U STATES		26972		244464	
		26972		252919	
LAMINATD MOULDED CELL PLASTICS					8650
100 U KINGDOM		759		9238	
400 U STATES		20976		153754	
		21735		162992	
CELL NITRATE ENGRAVING SHEETS					8670
100 U KINGDOM		431		1494	
335 GERMANY W		2101		9008	
400 U STATES		19542		83743	
		22074		94245	
MFRS OF CELLULOSE PLASTICS NOP					8700
100 U KINGDOM		8460		111364	
231 HONG KONG				727	
305 AUSTRIA				262	
306 BELGIUM		395		1703	
322 EGYPT				176	
326 FINLAND				100	
327 FRANCE		264		2098	
335 GERMANY W		2274		12995	
344 ITALY				867	
347 JAPAN				3559	
354 NETHRLNDS				547	
359 NORWAY				101	
375 SWEDEN		584		4970	
376 SWITZRLND				135	
400 U STATES		158398		1293888	
		170375		1433492	
MFRS OF REGEN CELLULOSE NOP					8720
100 U KINGDOM		37864		426078	
231 HONG KONG		219		2653	
305 AUSTRIA				2699	
318 DENMARK				212	
327 FRANCE				1023	
335 GERMANY W		210		2187	
344 ITALY				206	
347 JAPAN				1972	
359 NORWAY				280	
375 SWEDEN		90		11373	
376 SWITZRLND		422		6944	
400 U STATES		107022		997503	
		145827		1453130	
SYNTHETIC RESINS NO ADMIXTURE					8750
100 U KINGDOM		1802		89760	
327 FRANCE				39518	
335 GERMANY W		15637		70254	
344 ITALY		7619		32014	
359 NORWAY				4652	
376 SWITZRLND		828		2658	
400 U STATES		1212613		14376028	
		1238499		14614884	
SYNTHETIC RESINS IN SOLUTIONS					8770
100 U KINGDOM				1352	
327 FRANCE				12781	
335 GERMANY W		5622		50592	
400 U STATES		396239		3536381	
		401861		3601106	
SYNTH RESIN COMPS MOULDNG ETC					8800
100 U KINGDOM		11658		187714	
335 GERMANY W		10886		28738	
344 ITALY				3735	
354 NETHRLNDS				1030	
400 U STATES		351653		2960782	
		374197		3181992	
SYNTH RESINS FOAMED EXPANDED					8830
100 U KINGDOM		237		301	
335 GERMANY W		14455		135776	
354 NETHRLNDS		234		1960	
400 U STATES		69999		551461	
		84925		689498	
SYNTH RESIN COMPOSITIONS NOP					8850
100 U KINGDOM				1368	
335 GERMANY W		400		3304	
344 ITALY				625	
400 U STATES		126456		1667336	
		126856		1672633	
SYNT OR PROT PLAST PRIM SHAPES					8870
100 U KINGDOM		48077		508976	
335 GERMANY W		22421		206742	
344 ITALY				9881	
347 JAPAN		383		1685	
354 NETHRLNDS				289	
372 SPAIN				1200	
400 U STATES		635379		6480919	
		706260		7209692	
SYNTH RESIN SHAPES REINFORCED					8900
100 U KINGDOM				46551	
306 BELGIUM				3502	
335 GERMANY W				945	
400 U STATES		148861		1428360	
		148861		1479358	
LAMIN PLASTICS SYN RES BONDED					8930
100 U KINGDOM		15432		41662	

IMPORTS INTO CANADA FOR CONSUMPTION

Articles and Countries from which Imported	MONTH OF SEPTEMBER 1957		NINE MONTHS ENDED SEPTEMBER 1957		Class Number
	Quantities	Values (\$)	Quantities	Values (\$)	
400 U STATES		48632		584421	
		64064		626083	
MFRS OF SYNT RES OR PROT PLAST					8950
100 U KINGDOM		34350		338396	
215 INDIA		190		869	
224 JAMAICA				108	
231 HONG KONG		3970		11245	
234 AUSTRALIA		1399		1733	
305 AUSTRIA				3940	
306 BELGIUM				3082	
317 CZECHOS		252		2230	
318 DENMARK		1535		9792	
327 FRANCE		8159		30205	
335 GERMANY W		16711		138688	
344 ITALY		2419		37202	
347 JAPAN		11426		63797	
354 NETHRLNDS		262		6773	
359 NORWAY		57		3446	
375 SWEDEN		110		2938	
376 SWITZRLND		1602		7366	
381 ALASKA				75	
384 P RICO				19135	
400 U STATES		1294107		11367933	
		1376549		12048953	

IMPORTS INTO CANADA FOR CONSUMPTION

Articles and Countries from which Imported	MONTH OF SEPTEMBER 1957		NINE MONTHS ENDED SEPTEMBER 1957		Class Number
	Quantities	Values (\$)	Quantities	Values (\$)	
<u>GROUP 9</u>					
<u>MISCELLANEOUS COMMODITIES</u>					
<u>FILM FOR REPRODUCTION</u>					
	FEET				
100 U KINGDOM	37289	2205	292920	15266	9000
327 FRANCE	19046	1144	19046	1144	
400 U STATES	342422	24655	3211145	204215	
	398827	28004	3523111	220625	
<u>BAGATELLE OR OTHER GAME BOARDS</u>					
100 U KINGDOM		8450		50569	9001
231 HONG KONG		61		461	
327 FRANCE		107		889	
335 GERMANY W				631	
344 ITALY				144	
347 JAPAN				275	
354 NETHRLNDS				1276	
375 SWEDEN				63	
376 SWITZRLND				1303	
400 U STATES		61119		586222	
		69737		641833	
<u>BALLS CUES CUE RACKS CUE TIPS</u>					
100 U KINGDOM		9006		31882	9002
327 FRANCE				4656	
335 GERMANY W				1278	
347 JAPAN				122	
400 U STATES		1113		5969	
		10119		43907	
<u>BILLIARD TABLES</u>					
100 U KINGDOM	NO		4	792	9003
400 U STATES	48	1685	123	5849	
	48	1685	127	6641	
<u>BALLS TENNIS</u>					
100 U KINGDOM	DOZ	500	23121	52220	9004
400 U STATES			107	512	
		500	23228	52732	
<u>BALLS ALL KINDS NOP FOR SPORTS</u>					
100 U KINGDOM		3971		54336	9005
215 INDIA				1592	
216 PAKISTAN		1074		3466	
231 HONG KONG				229	
234 AUSTRALIA		1073		4781	
236 NEW ZEAL				96	
306 BELGIUM		911		7671	
317 CZECHO S				304	
327 FRANCE				3216	
335 GERMANY W		761		3033	
340 HUNGARY				296	
344 ITALY		1288		3095	
347 JAPAN		531		6692	
354 NETHRLNDS				9425	
376 SWITZRLND				204	
400 U STATES		29633		220361	
		39242		318797	
<u>FILMS X RAY</u>					
100 U KINGDOM		92745		889727	9006
306 BELGIUM		147846		530036	
335 GERMANY W		926		926	
344 ITALY		2486		11385	
400 U STATES		80297		1026332	
		324300		2458406	
<u>GUN COVERS GAME BAGS</u>					
100 U KINGDOM				86	9007
347 JAPAN		77		1175	
400 U STATES		9444		25934	
		9521		27195	
<u>CRICKET BATS BALLS GLOVES</u>					
100 U KINGDOM		65		11382	9008
215 INDIA				164	
234 AUSTRALIA				623	
		65		12169	
<u>DDLLS</u>					
100 U KINGDOM		16789		70652	9009
224 JAMAICA				237	
231 HONG KONG		1966		26684	
305 AUSTRIA		100		381	
327 FRANCE		375		3235	
335 GERMANY W		2265		14371	
340 HUNGARY		206		206	
344 ITALY		3974		36478	
347 JAPAN		3843		51515	
354 NETHRLNDS		374		374	
359 NORWAY		65		65	
360 ISRAEL				547	
365 POLAND		395		4803	
372 SPAIN		86		86	
376 SWITZRLND				96	
389 IRELAND				68	
400 U STATES		22384		115968	
		52822		325766	
<u>FILMS PHOTOGRAPHERS</u>					
100 U KINGDOM		41608		280282	9010
306 BELGIUM		30426		326003	

IMPORTS INTO CANADA FOR CONSUMPTION

167

Articles and Countries from which Imported	MONTH OF SEPTEMBER 1957		NINE MONTHS ENDED SEPTEMBER 1957		Class Number
	Quantities	Values (\$)	Quantities	Values (\$)	
327 FRANCE				2871	
335 GERMANY W		2037		20409	
347 JAPAN				1129	
400 U STATES		418372		3540495	
		492443		4171189	
FILMS CINEMATOGRAPH POSITIVES	FEET				9011
100 U KINGDOM	322053	25087	3552951	284784	
207 UN SO AFR			1100	88	
215 INDIA			5738	459	
218 MALAYA			160	400	
224 JAMAICA			8000	200	
231 HONG KONG			700	56	
234 AUSTRALIA			33301	3206	
305 AUSTRIA			5100	408	
306 BELGIUM			48544	3375	
317 CZECHO S	12966	1419	19579	1939	
322 EGYPT			4700	312	
326 FINLAND	2800	266	6662	575	
327 FRANCE	987536	65107	5409887	336119	
335 GERMANY W	14996	1203	125605	10489	
340 HUNGARY			4080	326	
343 IRAQ			2100	168	
344 ITALY	26772	2142	332816	25634	
347 JAPAN			23912	1979	
354 NETHRLNDS	466	87	8961	925	
359 NORWAY			4100	328	
360 ISRAEL	1000	80	2800	224	
372 SPAIN			12598	389	
375 SWEDEN			1220	1634	
376 SWITZRLND			30440	1275	
380 USSR	8324	666	162554	11768	
381 ALASKA			1000	96	
383 HAWAII			800	155	
388 YUGO SLAV	5400	432	5400	432	
400 U STATES	3742310	359597	41775958	3569490	
	5124623	456086	51590766	4257233	
FILMS FOR AERIAL PHOTOGRAPHY					9012
400 U STATES		911		23292	
		911		23292	
FISHING RODS					9013
100 U KINGDOM		81		17623	
318 DENMARK				1462	
327 FRANCE				185	
347 JAPAN		1801		127992	
359 NORWAY				86	
375 SWEDEN				995	
400 U STATES		14351		360443	
		16233		508786	
GOLF CLUBS AND FINISHED PARTS					9014
100 U KINGDOM		900		19423	
234 AUSTRALIA				82	
400 U STATES		18542		255177	
		19442		274662	
MECHANICAL TOYS OF METAL					9016
100 U KINGDOM		20193		92852	
231 HONG KONG		418		8412	
305 AUSTRIA				308	
318 DENMARK				3249	
335 GERMANY W		56943		207874	
344 ITALY		289		1215	
347 JAPAN		172655		1050839	
400 U STATES		159721		454379	
		410219		1819128	
METAL JUVENILE CONSTR SETS					9017
100 U KINGDOM		132492		187385	
335 GERMANY W				287	
347 JAPAN		557		1472	
400 U STATES		2099		25873	
		135148		215017	
TOYS OF ALL KINDS N O P					9018
100 U KINGDOM		190689		1078760	
231 HONG KONG		14732		107825	
234 AUSTRALIA		671		9417	
305 AUSTRIA		1267		5221	
306 BELGIUM		536		14647	
317 CZECHO S		131		7276	
318 DENMARK		3166		47227	
327 FRANCE		191		6761	
335 GERMANY W		62617		301720	
340 HUNGARY		211		5280	
344 ITALY		3779		13648	
347 JAPAN		202064		1387174	
352 MEXICO				87	
354 NETHRLNDS		1174		9270	
359 NORWAY				92	
365 POLAND		517		2152	
372 SPAIN		157		458	
375 SWEDEN		7239		16650	
376 SWITZRLND		495		818	
383 HAWAII				86	
390 GERMANY E		13958		43019	
400 U STATES		554606		2665783	
		1058200		5723371	
SPORTSMENS FISHING TACKLE NOP					9019
100 U KINGDOM		7360		214609	
231 HONG KONG		147		9233	

IMPORTS INTO CANADA FOR CONSUMPTION

Articles and Countries from which Imported	MONTH OF SEPTEMBER 1957		NINE MONTHS ENDED SEPTEMBER 1957		Class Number
	Quantities	Values (\$)	Quantities	Values (\$)	
234 AUSTRALIA				11430	
317 CZECHOS		137		1414	
318 DENMARK		650		2392	
327 FRANCE		718	22	3805	
335 GERMANY W		8544		77658	
344 ITALY		402		10572	
347 JAPAN		8045		270709	
359 NORWAY		3392		73001	
372 SPAIN		662		3910	
375 SWEDEN		2579		41043	
376 SWITZRLND		599		11354	
389 IRELAND				558	
400 U STATES		89338		2517454	
		122573		3469142	
FILMS CINEMATOGRAPH NEGATIVE					9020
100 U KINGDOM				53	
306 BELGIUM		3356		9833	
400 U STATES		11568		99974	
		14924		109860	
BRUSHES ARTISTS					9021
100 U KINGDOM		2993		38789	
327 FRANCE				2866	
335 GERMANY W		1518		34174	
347 JAPAN		858		8189	
400 U STATES		4194		23204	
		9563		107222	
BRUSHES PAINT AND VARNISH					9022
100 U KINGDOM		18079		232355	
313 CHINA				2042	
335 GERMANY W				2662	
340 HUNGARY		188		764	
347 JAPAN				379	
400 U STATES		485		16527	
		18752		254722	
BRUSHES TOOTH					9023
100 U KINGDOM	DOZ	2390	3611	30640	32293
231 HONG KONG		1734	836	50304	9785
327 FRANCE				272	119
335 GERMANY W				325	405
400 U STATES		15377	11502	47807	43691
		19501	15949	129348	86293
BRUSHES TOILET N O P					9024
100 U KINGDDM		17258		102126	
231 HONG KONG		485		3278	
305 AUSTRIA		743		1649	
306 BELGIUM		553		1414	
317 CZECHOS		80		1252	
327 FRANCE		8637		37015	
335 GERMANY W		13115		59194	
340 HUNGARY				1380	
344 ITALY		452		1256	
347 JAPAN				1273	
354 NETHRLNDS		323		3834	
360 ISRAEL		489		1235	
375 SWEDEN				2898	
376 SWITZRLND		251		1270	
387 VENEZUELA				693	
400 U STATES		29143		131262	
		71529		351029	
BRUSHES ALL OTHER N O P					9025
100 U KINGDOM		9311		162889	
231 HONG KONG		93		4519	
305 AUSTRIA				58	
306 BELGIUM		1169		4013	
317 CZECHOS		1468		2529	
318 DENMARK		400		1683	
327 FRANCE		1994		6041	
335 GERMANY W		1775		22825	
340 HUNGARY		152		2100	
344 ITALY				112	
347 JAPAN		397		5401	
354 NETHRLNDS		1954		12281	
376 SWITZRLND				886	
384 P RICO		153		917	
400 U STATES		53146		503026	
		72012		729280	
PACKAGES CONTAINING GOODS					9030
100 U KINGDDM		304235		3155115	
203 B E AFR		56		1256	
205 RHOD NYAS				13	
207 UN SO AFR		2195		24733	
208 BSA OTHER				230	
215 INDIA		2012		17481	
216 PAKISTAN		51		1303	
217 CEYLON		1106		11848	
218 MALAYA		172		426	
220 BERMUOA				387	
221 B GUIANA		574		10665	
223 BARBADOS		2705		16031	
224 JAMAICA		1313		12286	
225 TRINIDAD		5607		19430	
227 BAHAMAS				199	
228 LEEW WIND		80		633	
231 HONG KONG		16769		153350	
232 MALTA		460		3401	
234 AUSTRALIA		12205		63621	

IMPORTS INTO CANADA FOR CONSUMPTION

169

Articles and Countries from which Imported	MONTH OF SEPTEMBER 1957		NINE MONTHS ENDED SEPTEMBER 1957		Class Number
	Quantities	Values (\$)	Quantities	Values (\$)	
235 FIJI				30	
236 NEW ZEAL		434		1470	
304 ARGENTINA		3309		83254	
305 AUSTRIA		1367		10650	
306 BELGIUM		17908		91393	
307 BEL CONGO		392		1328	
309 BRAZIL		5469		20661	
313 CHINA		816		9804	
314 COLOMBIA		48		737	
315 C RICA				561	
316 CUBA		962		11780	
317 CZECHO S		8902		125258	
318 DENMARK		3608		29910	
321 ECUAOOR				136	
326 FINLAND		456		4824	
327 FRANCE		25368		220303	
328 FR AFRICA		1723		6485	
335 GERMANY W		71403		545888	
336 GREECE		122		1956	
337 GUATEMALA				432	
338 HAITI		11		271	
339 HONOURAS				27	
340 HUNGARY		1186		3130	
344 ITALY		25926		165180	
347 JAPAN		136088		1043453	
350 LIBERIA				5	
352 MEXICO		30		6296	
353 MOROCCO		205		205	
354 NETHRLNDS		61051		285806	
355 INDONESIA		66		1411	
359 NORWAY		215		2520	
360 ISRAEL		622		4423	
361 PANAMA				25	
364 PHIL		72		887	
365 POLANO		8717		21742	
366 PORTUGAL		2134		12967	
367 AZORES		66		621	
372 SPAIN		7645		49710	
375 SWEDEN		6237		90922	
376 SWITZRLND		32506		153792	
379 TURKEY				86	
381 ALASKA		1146		1467	
383 HAWAII				10	
384 P RICO		3520		21434	
386 URUGUAY		4729		40673	
388 YUGO SLAV		40		2497	
389 IRELAND		33		1440	
390 GERMANY E		2531		13373	
393 TAIWAN		110		110	
396 SUDAN				139	
400 U STATES		192732		2098166	
		979445		8682056	
ORTHOPEIC BRACES AND PARTS					9050
100 U KINGDOM		109		1512	
335 GERMANY W				1335	
400 U STATES		9432		79183	
		9541		82030	
EFFECTS LEFT BY BEQUEST					9051
100 U KINGDOM		9512		81263	
207 UN SO AFR		528		2676	
224 JAMAICA				50	
227 BAHAMAS		200		1200	
232 MALTA		450		1080	
234 AUSTRALIA				1323	
236 NEW ZEAL		50		50	
305 AUSTRIA				200	
306 BELGIUM		256		556	
317 CZECHO S				125	
318 DENMARK		400		1812	
326 FINLAND				872	
327 FRANCE				7080	
335 GERMANY W		100		7368	
336 GREECE				1200	
348 KOREA				150	
353 MOROCCO		500		500	
354 NETHRLNDS		375		4620	
357 NETH ANT				3000	
359 NORWAY		50		1510	
375 SWEDEN		200		3879	
376 SWITZRLND				10000	
389 IRELAND				1156	
400 U STATES		27792		179406	
		40413		311076	
APPLIANCES BOOTS FOR CRIPPLES					9052
100 U KINGDOM				185	
400 U STATES		725		3610	
		725		3795	
ARTIFICIAL LIMBS AND PARTS					9053
100 U KINGDOM		1225		7609	
335 GERMANY W		1132		2100	
400 U STATES		9809		84564	
		12166		94273	
BEAD ORNAMENTS					9055
100 U KINGDOM				890	
215 INDIA		356		356	
231 HONG KONG		1470		1619	

IMPORTS INTO CANADA FOR CONSUMPTION

Articles and Countries from which Imported	MONTH OF SEPTEMBER 1957		NINE MONTHS ENDED SEPTEMBER 1957		Class Number
	Quantities	Values (\$)	Quantities	Values (\$)	
327 FRANCE				305	
335 GERMANY W				2039	
347 JAPAN		2155		4399	
400 U STATES		3383		12107	
		7364		21715	
BELTS N O P					9056
100 U KINGDOM		1064		7048	
215 INDIA		478		959	
231 HONG KONG		4201		29033	
305 AUSTRIA		259		1673	
306 BELGIUM				1236	
327 FRANCE		4417		18152	
335 GERMANY W		385		4149	
336 GREECE		68		68	
344 ITALY		199		3503	
347 JAPAN				711	
352 MEXICO		493		1302	
372 SPAIN		50		406	
376 SWITZRLND				87	
400 U STATES		17669		137009	
		29283		205336	
BLINDS NOT TEXTILE OR PAPER					9057
231 HONG KONG				59	
335 GERMANY W				1826	
347 JAPAN		6609		82163	
400 U STATES		3239		5979	
		9848		90027	
BOOT SHOE SHIRT STAY LACES					9058
100 U KINGDOM		94		1986	
347 JAPAN		1125		14710	
376 SWITZRLND				51	
400 U STATES		1458		12698	
		2677		29445	
BOOTS SHOES AND SLIPPERS FELT PAIR					9059
100 U KINGDOM	7846	7245	34153	27956	
327 FRANCE	2628	1351	2628	1351	
400 U STATES			4539	4076	
	10474	8596	41320	33383	
BOOTS SHOES AND SLIPPERS N O P PAIR					9060
100 U KINGDOM	37740	38767	93365	110290	
215 INDIA			228	186	
228 LEEW WIND			104	431	
231 HONG KONG	22982	6148	162829	53077	
306 BELGIUM	1110	938	1874	1661	
313 CHINA			3650	615	
327 FRANCE			265	498	
335 GERMANY W	2209	2055	13873	7075	
338 HAITI			2755	8083	
344 ITALY	271	426	67204	117508	
347 JAPAN	81133	32381	431187	152752	
352 MEXICO			1031	1234	
354 NETHRLNOS	28403	25980	112057	100846	
359 NORWAY			838	816	
363 PERU			274	595	
376 SWITZRLND			89	420	
383 HAWAII			385	639	
390 GERMANY E			24575	13516	
400 U STATES	37250	45530	283755	349606	
	211098	152225	1200338	919848	
BROOMS AND WHISKS					9061
100 U KINGDOM		401		558	
318 DENMARK				163	
335 GERMANY W				70	
340 HUNGARY		1970		10932	
344 ITALY		861		4143	
352 MEXICO		3873		4972	
354 NETHRLNDS		115		178	
365 POLAND		5498		26115	
376 SWITZRLND				246	
400 U STATES		4331		33403	
		17049		80780	
BUTTONS SHOE PAPIER MACHE					9062
400 U STATES				93	
				93	
BUTTONS SHOE N O P					9063
344 ITALY				125	
400 U STATES		2078		28418	
		2078		28543	
BUTTONS VEGETABLE IVORY					9064
344 ITALY	GROSS				
	206	257	206	257	
	206	257	206	257	
BUTTONS COLLAR AND CUFF					9065
100 U KINGDOM	GROSS	42	1160	417	10039
305 AUSTRIA		16	1577	116	7154
317 CZECHOS				20	321
318 DENMARK				24	945
327 FRANCE				1	176
335 GERMANY W	170	1817	612	14871	
344 ITALY	4	133	4	133	
347 JAPAN	1	124	432	3161	
352 MEXICO	3	118	7	492	
371 THAILAND	6	383	8	566	
388 YUGO SLAV			7	261	
400 U STATES	772	28952	6559	184987	
	1014	34264	8207	223106	

IMPORTS INTO CANADA FOR CONSUMPTION

171

Articles and Countries from which Imported		MONTH OF SEPTEMBER 1957		NINE MONTHS ENDED SEPTEMBER 1957		Class Number
		Quantities	Values (\$)	Quantities	Values (\$)	
BUTTONS N O P		GROSS				9066
100	U KINGDOM	374	1241	8383	24330	
305	AUSTRIA	4	50	585	1051	
317	CZECHOS	5860	678	19762	6816	
318	DENMARK	1	96	229	2535	
327	FRANCE			48	884	
335	GERMANY W	1667	3701	21557	48889	
344	ITALY	9291	5871	62423	39602	
347	JAPAN	33914	10780	335116	166918	
354	NETHRLNDS			15953	23362	
400	U STATES	77558	72390	696741	653889	
		128669	94807	1160797	968276	
CASES BOXES DESKS FANCY						9067
100	U KINGDOM		34754		190327	
215	INDIA		531		1434	
231	HONG KONG				1855	
234	AUSTRALIA				239	
305	AUSTRIA		126		3677	
306	BELGIUM		438		5248	
313	CHINA				496	
317	CZECHOS		1250		2391	
318	DENMARK				343	
322	EGYPT				276	
327	FRANCE		5290		19509	
335	GERMANY W		26042		121415	
336	GREECE				205	
344	ITALY		5345		26441	
347	JAPAN		18909		92500	
352	MEXICO				329	
353	MOROCCO				301	
354	NETHRLNDS		384		2465	
360	ISRAEL		604		778	
365	POLAND				546	
372	SPAIN		1753		3129	
375	SWEDEN				12117	
376	SWITZRLND		1820		6300	
384	P RICO				1116	
390	GERMANY E		121		301	
400	U STATES		225871		1086231	
			323238		157969	
CHARITABLE DONATIONS						9068
100	U KINGDOM		135		505	
335	GERMANY W				150	
354	NETHRLNDS				50	
400	U STATES		1816		15764	
			1951		16469	
COMBS TOILET DRESSING FANCY						9069
100	U KINGDOM		5557		22189	
305	AUSTRIA		865		2699	
306	BELGIUM		321		634	
327	FRANCE		119		2095	
335	GERMANY W		2283		10254	
344	ITALY				618	
376	SWITZRLND		1381		1381	
400	U STATES		13195		93441	
			23721		133311	
APPLIANCES FOR THE DEAF PARTS						9070
100	U KINGDOM		119		3026	
318	DENMARK		2125		7800	
335	GERMANY W				549	
354	NETHRLNDS				490	
400	U STATES		166538		1681664	
			168782		1693529	
FANS						9071
231	HONG KONG		2293		5929	
313	CHINA				127	
347	JAPAN		152		4227	
400	U STATES		130		1025	
			2575		11308	
INSOLES OF ALL KINDS						9072
100	U KINGDOM		6173		24554	
335	GERMANY W		741		3369	
347	JAPAN				991	
400	U STATES		8514		41492	
			15428		70406	
JEWELLERY N O P						9073
100	U KINGDOM		16823		162668	
215	INDIA		1736		6686	
220	BERMUDA				100	
224	JAMAICA				188	
231	HONG KONG		2077		9623	
234	AUSTRALIA				313	
236	NEW ZEAL				793	
305	AUSTRIA		26373		166471	
306	BELGIUM		360		1518	
317	CZECHOS		6361		49526	
318	DENMARK		884		6132	
322	EGYPT				668	
327	FRANCE		3189		41456	
335	GERMANY W		133357		897651	
336	GREECE		53		655	
342	IRAN				741	
344	ITALY		3717		63806	
347	JAPAN		65853		348476	
352	MEXICO		1967		12384	
354	NETHRLNDS				3949	

IMPORTS INTO CANADA FOR CONSUMPTION

Articles and Countries from which Imported	MONTH OF SEPTEMBER 1957		NINE MONTHS ENDED SEPTEMBER 1957		Class Number
	Quantities	Values (\$)	Quantities	Values (\$)	
359 NORWAY		274		1346	
360 ISRAEL				1623	
371 THAILAND		2512		9222	
372 SPAIN		1194		14379	
376 SWITZRLND		3095		16036	
378 JOPDAN		288		1658	
383 HAWAII				326	
388 YUGO SLAV				220	
389 IRELAND		447		1608	
400 U STATES		277074		2005192	
		547634		3825414	
MATS OODR OR CARRIAGE N O P					9074
400 U STATES				265	
MATTRESSES				265	9075
100 U KINGDOM		3600		232418	
327 FRANCE				160	
335 GERMANY W		1054		11429	
347 JAPAN		99		567	
354 NETHRLNDS				263	
376 SWITZRLND				279	
400 U STATES		5656		83752	
		10409		328868	
PICTURE AND PHOTOGRAPH FRAMES					9076
100 U KINGDOM		1421		13827	
231 HONG KONG		153		558	
305 AUSTRIA				1010	
306 BELGIUM				96	
318 DENMARK		235		3826	
327 FRANCE		719		1695	
335 GERMANY W		163		5473	
344 ITALY		2587		14191	
347 JAPAN		2587		38607	
352 MEXICO		53		1644	
354 NETHRLNDS		396		5059	
360 ISRAEL				74	
372 SPAIN				1326	
400 U STATES		31933		235754	
		40247		323140	
POCKET BOOKS PORTFOLIOS PURSES					9077
100 U KINGDOM		93894		551044	
215 INDIA		3709		5855	
216 PAKISTAN				170	
224 JAMAICA				2647	
231 HONG KONG		679		26548	
234 AUSTRALIA				292	
304 ARGENTINA		53		227	
305 AUSTRIA		842		8738	
306 BELGIUM		5090		40976	
313 CHINA				1767	
316 CUBA		119		1520	
317 CZECHOS		172		11128	
327 FRANCE		10531		93056	
335 GERMANY W		41103		251866	
337 GUATEMALA		113		681	
338 HAITI				273	
340 HUNGARY		99		423	
344 ITALY		22110		196920	
347 JAPAN		21362		248701	
352 MEXICO		2560		31543	
353 MOROCCO		603		1275	
354 NETHRLNDS		2335		14808	
359 NORWAY				573	
360 ISRAEL				1384	
365 POLAND		853		3617	
366 PORTUGAL				308	
372 SPAIN		3512		7057	
375 SWEDEN		546		2191	
376 SWITZRLND		549		9098	
383 HAWAII				144	
384 P RICO		1569		2743	
388 YUGO SLAV				1039	
390 GERMANY E				579	
400 U STATES		344535		2343036	
		556938		3862227	
REFRIGERATORS ELECTRIC N O P	NO				9078
100 U KINGDOM	216	16718	4420	323732	
335 GERMANY W			1	134	
400 U STATES	5794	848823	77978	13333962	
	6010	865541	82399	13657828	
REFRIGERATORS N O P	NO				9079
100 U KINGDOM			17	1306	
306 BELGIUM			206	48797	
400 U STATES	30	3845	2155	220298	
	30	3845	2378	270401	
REGALIA AND BADGES					9080
100 U KINGDOM		3016		47332	
215 INDIA		750		3172	
216 PAKISTAN		230		4083	
231 HONG KONG				5320	
305 AUSTRIA				267	
327 FRANCE				912	
335 GERMANY W		12663		21160	
344 ITALY		441		1774	
347 JAPAN		621		2352	
372 SPAIN				5031	

IMPORTS INTO CANADA FOR CONSUMPTION

173

Articles and Countries from which Imported	MONTH OF SEPTEMBER 1957		NINE MONTHS ENDED SEPTEMBER 1957		Class Number
	Quantities	Values (\$)	Quantities	Values (\$)	
376 SWITZRLND				722	
400 U STATES		8232		65638	
SHADES LAMP NOP SHADE HOLDERS		25953		157763	9081
100 U KINGDOM		139		1183	
231 HONG KONG				54	
306 BELGIUM		86		86	
318 DENMARK				125	
327 FRANCE				128	
335 GERMANY W				3348	
344 ITALY				967	
347 JAPAN				95	
354 NETHRLNDS				498	
359 NORWAY				151	
376 SWITZRLND		111		111	
400 U STATES		16906		121445	
SPECTACLE FRAMES AND PARTS NOP		17242		128191	9082
100 U KINGDOM		869		6458	
305 AUSTRIA				3680	
327 FRANCE		3948		62430	
335 GERMANY W		13750		141973	
344 ITALY		703		10299	
347 JAPAN		218		6992	
354 NETHRLNDS		1286		1558	
400 U STATES		206481		2103866	
PARTS FOR SPECTACLE FRAMES		227255		2337256	9083
400 U STATES		30786		305561	
TOBACCO PIPES SMOKERS SETS		30786		305561	9084
100 U KINGDOM		8486		89814	
231 HONG KONG				61	
232 MALTA		215		215	
305 AUSTRIA				3432	
306 BELGIUM				270	
317 CZECHO S				805	
327 FRANCE		12864		67176	
335 GERMANY W		253		5046	
344 ITALY		4627		74515	
347 JAPAN		171		1989	
354 NETHRLNDS				235	
376 SWITZRLND				88	
400 U STATES		12810		70323	
TOBACCO POUCHES CIGARETTE CASE		39426		313969	9085
100 U KINGDOM		4182		27620	
306 BELGIUM				295	
317 CZECHO S				1825	
318 DENMARK				98	
327 FRANCE				571	
335 GERMANY W		632		2495	
344 ITALY				182	
347 JAPAN		1448		3607	
354 NETHRLNDS				120	
372 SPAIN				126	
376 SWITZRLND				239	
400 U STATES		935		5738	
TOILET AND MANICURE SETS		7197		42916	9086
100 U KINGDOM		3593		14998	
305 AUSTRIA		1634		11919	
335 GERMANY W		17836		80811	
344 ITALY				103	
347 JAPAN		207		207	
376 SWITZRLND				2171	
400 U STATES		7004		11460	
TRUNKS AND VALISES		30274		121669	9087
100 U KINGDOM		15648		257511	
231 HONG KONG		259		1147	
305 AUSTRIA				92	
306 BELGIUM				170	
317 CZECHO S		5227		23164	
318 DENMARK		99		99	
327 FRANCE				908	
335 GERMANY W		7180		38102	
344 ITALY		351		2539	
347 JAPAN		1977		31255	
352 MEXICO				255	
354 NETHRLNDS		215		8550	
359 NORWAY				65	
367 AZORES				380	
375 SWEDEN		5674		23166	
376 SWITZRLND				317	
400 U STATES		93604		875692	
UMBRELLAS PARASOLS SUNSHADES		130234		1263412	9088
100 U KINGDOM		827		7564	
231 HONG KONG				1857	
306 BELGIUM				1295	
327 FRANCE				342	
335 GERMANY W		129		4024	
344 ITALY		714		3723	
347 JAPAN		3316		21074	
354 NETHRLNDS				4007	

IMPORTS INTO CANADA FOR CONSUMPTION

Articles and Countries from which Imported	MONTH OF SEPTEMBER 1957		NINE MONTHS ENDED SEPTEMBER 1957		Class Number
	Quantities	Values (\$)	Quantities	Values (\$)	
376 SWITZRLND		257		2038	
400 U STATES		893		39040	
WINDOW SHADE OR BLIND ROLLERS		6136		84964	9090
375 SWEDEN		1213		15623	
400 U STATES		4465		26202	
REFRIGERATOR PARTS		5678		41825	
100 U KINGDOM		9862		535778	9091
306 BELGIUM				261	
318 DENMARK				191	
375 SWEDEN				470	
400 U STATES		507555		9394904	
HOME OR FARM FREEZERS ELECTRIC		517417		9931604	
100 U KINGDOM	NO		1	90	9092
400 U STATES		4144	36886	6229901	
MINERAL MEDICINAL AERATO WATER		4144	36887	6229991	
100 U KINGDOM				2277	9103
327 FRANCE		10193		124834	
335 GERMANY W				605	
344 ITALY		480		4137	
400 U STATES		3933		38873	
ACCORDIONS CONCR TNAS MELODEONS		14606		170726	
100 U KINGDOM	NO		3	331	9110
305 AUSTRIA			6	758	
317 CZECHO S			1	87	
326 FINLAND	3	822	6	1572	
327 FRANCE			50	500	
335 GERMANY W	735	15799	5260	119470	
344 ITALY	1072	35816	8677	384041	
347 JAPAN			24	50	
354 NETHRLNDS	1	200	4	622	
375 SWEDEN	4	270	2	1710	
376 SWITZRLND	214	3250	1105	14784	
390 GERMANY E	3875	4101	14699	16522	
400 U STATES	36	3833	331	47050	
BRASS BAND INSTRUMENTS		5940	30188	587497	
100 U KINGDOM		14756		181423	9111
216 PAKISTAN				808	
306 BELGIUM				86	
317 CZECHO S		1000		13751	
327 FRANCE		2393		76959	
335 GERMANY W		5528		35806	
344 ITALY				22521	
352 MEXICO				107	
354 NETHRLNDS		1110		10847	
376 SWITZRLND				145	
379 TURKEY				1321	
390 GERMANY E				547	
400 U STATES		8760		160677	
HARPS		33547		504998	
400 U STATES	NO		7	4574	9113
CABINET ORGANS		1	7	4574	
335 GERMANY W	NO		11	1935	9114
347 JAPAN			40	2355	
400 U STATES		5	44	8382	
PIPE ORGANS		5	95	12672	
354 NETHRLNDS	NO		1	2464	9115
400 U STATES		3	6	16512	
ORGAN PARTS N O P		3	7	18976	
100 U KINGDOM		105		60248	9116
335 GERMANY W		6163		12722	
344 ITALY				123	
354 NETHRLNDS				211	
390 GERMANY E		278		672	
400 U STATES		17698		109815	
PIANOS		24244		183791	
100 U KINGDOM	NO		114	40342	9117
236 NEW ZEAL	14	6282	1	600	
318 DENMARK	1	359	3	1071	
335 GERMANY W	1	416	8	3405	
347 JAPAN	9	1299	17	2738	
400 U STATES	76	29986	1050	360669	
PIANO PARTS N O P		101	1193	408825	
100 U KINGDOM		2357		54019	9118
335 GERMANY W				1416	
400 U STATES		14872		147208	
PIANO AND ORGAN PARTS FOR MFR		17229		202643	
PHONOGRAPHS GRAMOPHONES NOP					9120
100 U KINGDOM		10594		66663	
231 HONG KONG				322	
317 CZECHO S		3000		10055	
335 GERMANY W		2427		20882	
344 ITALY				535	

IMPORTS INTO CANADA FOR CONSUMPTION

Articles and Countries from which Imported	MONTH OF SEPTEMBER 1957		NINE MONTHS ENDED SEPTEMBER 1957		Class Number
	Quantities	Values (\$)	Quantities	Values (\$)	
347 JAPAN		2338		32319	
354 NETHRLNDS				22394	
376 SWITZRLND		584		9188	
400 U STATES		109068		988927	
		128011		1151285	
PHONOGRAPH RECORDS	NO				9121
100 U KINGDOM	14252	12596	150538	118029	
231 HONG KONG	519	563	4946	2332	
234 AUSTRALIA	144	252	1468	3563	
305 AUSTRIA	242	235	498	359	
313 CHINA			413	202	
317 CZECHO S			5238	2532	
318 DENMARK			254	146	
326 FINLAND	79	54	3578	2468	
327 FRANCE	5574	5954	84180	92355	
335 GERMANY W	6843	3131	69828	45650	
340 HUNGARY			6076	2493	
344 ITALY	11710	6243	60529	30927	
347 JAPAN			4985	2214	
354 NETHRLNDS	581	843	2630	3156	
360 ISRAEL	719	955	869	1200	
365 POLAND			377	231	
375 SWEDEN			3628	2221	
376 SWITZRLND			5730	3881	
380 USSR			3655	2012	
388 YUGO SLAV	200	224	810	775	
400 U STATES	168457	99387	1609514	846228	
	209320	130437	2019744	1162974	
OTHER MUSICAL INSTRUMENTS					9122
100 U KINGDOM		5683		22861	
231 HONG KONG				157	
305 AUSTRIA		386		726	
306 BELGIUM		160		586	
316 CUBA				184	
317 CZECHO S		384		7705	
327 FRANCE		287		17921	
335 GERMANY W		27948		143289	
344 ITALY				10208	
347 JAPAN		5130		38130	
352 MEXICO		236		6353	
354 NETHRLNDS		568		4902	
372 SPAIN				536	
375 SWEDEN		142		533	
376 SWITZRLND		15861		51729	
390 GERMANY E		4654		20407	
400 U STATES		182168		1585780	
		243607		1912007	
MUSICAL INSTRUMENT STRINGS					9123
100 U KINGDOM		114		1129	
305 AUSTRIA				2251	
317 CZECHO S				102	
318 DENMARK				984	
335 GERMANY W		1108		8519	
400 U STATES		5765		53982	
		6987		66967	
PHONOGRAPHS COIN OPERATED	NO				9124
400 U STATES	166	100456	1842	1134380	
	166	100456	1842	1134380	
PHOTOFLASH LAMPS	NO				9127
354 NETHRLNDS			114000	3996	
400 U STATES	70680	6215	225394	18187	
	70680	6215	339394	22183	
PHOTOGRAPHIC ACCESSORIES PARTS					9128
100 U KINGDOM		9937		28603	
305 AUSTRIA				3287	
317 CZECHO S				5007	
327 FRANCE				5996	
335 GERMANY W		63700		491432	
344 ITALY				7845	
347 JAPAN		46889		276122	
354 NETHRLNDS				12215	
375 SWEDEN				3199	
376 SWITZRLND		7607		44681	
390 GERMANY E				247	
391 LEBANON		180		180	
400 U STATES		456174		3518409	
		584487		4397223	
THERMOMETERS					9129
100 U KINGDOM		4451		42045	
318 DENMARK				1974	
327 FRANCE		81		1722	
335 GERMANY W		2513		14803	
344 ITALY				129	
347 JAPAN		3627		15748	
352 MEXICO				55	
375 SWEDEN				365	
376 SWITZRLND		80		991	
390 GERMANY E		571		25547	
400 U STATES		93895		836629	
		105218		940008	
APPARATUS X RAY					9130
100 U KINGDOM		9923		50346	
318 DENMARK				15789	
335 GERMANY W		3403		70419	
344 ITALY				400	
347 JAPAN		908		908	

IMPORTS INTO CANADA FOR CONSUMPTION

Articles and Countries from which Imported	MONTH OF SEPTEMBER 1957		NINE MONTHS ENDED SEPTEMBER 1957		Class Number
	Quantities	Values (\$)	Quantities	Values (\$)	
354 NETHRLNDS		6904		169308	
366 PORTUGAL				183	
375 SWEDEN		492		37696	
376 SWITZRLND				277	
400 U STATES		159199		2556072	
		180829		2901398	
ARTIFICIAL LARYNX					9131
400 U STATES				130	
				130	
BOTANICAL SPECIMENS					9132
100 U KINGDOM		420		2220	
203 B E AFR		200		200	
215 INDIA				1129	
335 GERMANY W		52		553	
347 JAPAN		194		549	
352 MEXICO				323	
400 U STATES		4320		20646	
		5186		25620	
OLD COINS STAMPS TROPHIES					9133
100 U KINGDOM		332		5481	
202 ADEN				53	
207 UN SO AFR				502	
215 INDIA				212	
231 HONG KONG				1479	
232 MALTA				121	
234 AUSTRALIA				929	
236 NEW ZEAL				71	
315 CRICA		211		211	
318 DENMARK				232	
326 FINLAND		212		212	
327 FRANCE				889	
328 FR AFRICA				260	
338 HAITI				75	
347 JAPAN				75	
354 NETHRLNDS		216		936	
358 NICARAGUA				171	
379 TURKEY				170	
386 URUGUAY				190	
389 IRELAND				358	
395 PORT W AF				163	
400 U STATES		13378		115880	
		14349		128670	
CAMERAS AND CAMERA PARTS N O P					9134
100 U KINGDOM		3433		29280	
223 BARBADOS				194	
225 TRINIDAD				52	
231 HONG KONG		750		4036	
305 AUSTRIA		12517		114954	
314 COLOMBIA		220		220	
317 CZECHO S		3213		14648	
318 DENMARK				1073	
327 FRANCE		296		14857	
335 GERMANY W		113084		1225125	
344 ITALY				3091	
347 JAPAN		110400		643263	
352 MEXICO				247	
354 NETHRLNDS				4118	
375 SWEDEN		1172		17479	
376 SWITZRLND		19419		299388	
380 USSR		811		811	
381 ALASKA				56	
390 GERMANY E		11647		62072	
391 LEBANON		160		160	
400 U STATES		327709		2256648	
		604831		4691772	
CAMERA PARTS UNFINISHED					9135
335 GERMANY W		1119		1182	
400 U STATES		19425		126288	
		20544		127470	
CAMERA LENSES AND SHUTTERS					9136
327 FRANCE				10284	
335 GERMANY W		10256		44021	
347 JAPAN		1271		2864	
400 U STATES		32539		271541	
		44066		328710	
COLLECTIONS OF ANTIQUITIES					9137
100 U KINGDDM		31197		342789	
215 INDIA				281	
220 BERMUDA				148	
224 JAMAICA				1327	
228 LEEW WIND				389	
231 HONG KONG		3205		16410	
305 AUSTRIA		238		5420	
313 CHINA				584	
327 FRANCE		7500		42115	
335 GERMANY W		1143		3397	
344 ITALY		1824		9441	
347 JAPAN		179		1312	
353 MOROCCO				576	
354 NETHRLNDS		400		35548	
359 NORWAY		125		125	
376 SWITZRLND		50000		81641	
383 HAWAII				70	
389 IRELAND		61		2246	
391 LEBANON				144	
400 U STATES		148366		546032	
		244238		1089995	

IMPORTS INTO CANADA FOR CONSUMPTION

177

Articles and Countries from which Imported	MONTH OF SEPTEMBER 1957		NINE MONTHS ENDED SEPTEMBER 1957		Class Number
	Quantities	Values (\$)	Quantities	Values (\$)	
CYCLOMETERS AND SPEEDOMETERS					
100 U KINGDOM		67		21901	9138
327 FRANCE				1530	
335 GERMANY W		481		10995	
354 NETHRLNDS		289		1015	
400 U STATES		40360		245290	
		41197		280731	
GLOBES GEOGRAPHICAL					
100 U KINGDOM		1542		7370	9139
327 FRANCE				191	
335 GERMANY W		170		5570	
347 JAPAN		80		1002	
400 U STATES		16083		107926	
		17875		122059	
MODELS OF INVENTIONS					
100 U KINGDOM				4824	9140
234 AUSTRALIA				211	
347 JAPAN				2202	
354 NETHRLNDS				1214	
375 SWEDEN				382	
400 U STATES		20717		281413	
		20717		290246	
APPARATUS FOR INSTITUTIONS					
100 U KINGDOM		16232		189150	9141
207 UN SO AFR				2830	
215 INDIA				155	
224 JAMAICA				70	
225 TRINIDAD				200	
305 AUSTRIA				6695	
306 BELGIUM				308	
318 DENMARK		1333		17447	
327 FRANCE		477		10021	
335 GERMANY W		4865		54894	
344 ITALY		166		500	
347 JAPAN		290		1634	
354 NETHRLNDS		78		5095	
359 NORWAY		694		3767	
360 ISRAEL		709		1234	
375 SWEDEN				12823	
376 SWITZRLND		117		91480	
384 P RICO				977	
389 IRELAND				275	
400 U STATES		467409		5110777	
		492370		5510332	
OPERATING ROOM EQUIPMENT					
100 U KINGDOM		18298		46703	9142
306 BELGIUM				90	
317 CZECHOS		361		2213	
327 FRANCE				887	
335 GERMANY W		4667		22590	
347 JAPAN		1038		2987	
376 SWITZRLND				950	
400 U STATES		349090		3255584	
		373454		3332004	
DENTAL INSTRUMENTS					
100 U KINGDOM		7999		104064	9143
231 HONG KONG				80	
305 AUSTRIA		3672		33012	
317 CZECHOS				793	
318 DENMARK				53	
327 FRANCE				540	
335 GERMANY W		39259		240866	
344 ITALY				3807	
347 JAPAN		1666		26046	
354 NETHRLNDS				7827	
375 SWEDEN		72		368	
376 SWITZRLND				22219	
400 U STATES		103649		1039196	
		156317		1478871	
SURGICAL TRUSSES AND SUPPORTS					
100 U KINGDOM				941	9144
400 U STATES		417		4508	
		417		5449	
ARTICLES FOR THE BLIND					
100 U KINGDOM				1056	9145
375 SWEDEN		138		138	
376 SWITZRLND		104		3969	
400 U STATES		5467		31511	
		5709		36674	
OPTICAL AND PHILOSOPHICAL INST					
100 U KINGDOM		20910		368538	9146
207 UN SO AFR				11225	
231 HONG KONG				1713	
234 AUSTRALIA				6454	
305 AUSTRIA		313		821	
306 BELGIUM				1211	
317 CZECHOS		455		610	
318 DENMARK				1449	
327 FRANCE		5603		28267	
335 GERMANY W		40206		240652	
344 ITALY		235		4683	
347 JAPAN		88743		520645	
354 NETHRLNDS				647	
359 NORWAY				75	
361 PANAMA				369	
375 SWEDEN		2600		14256	

IMPORTS INTO CANADA FOR CONSUMPTION

Articles and Countries from which imported	MONTH OF SEPTEMBER 1957		NINE MONTHS ENDED SEPTEMBER 1957		Class Number
	Quantities	Values (\$)	Quantities	Values (\$)	
376 SWITZRLND		1435		13528	
390 GERMANY E		63		147	
400 U STATES		201226		2208983	
EDUCATIONAL FILMS		361789		3424273	9148
100 U KINGDOM		4271		30014	
223 BARBADOS				90	
234 AUSTRALIA				550	
306 BELGIUM		152		352	
317 CZECHOS				1007	
327 FRANCE				14168	
335 GERMANY W				2542	
347 JAPAN				218	
354 NETHRLNDS				448	
365 POLAND				1302	
375 SWEDEN				145	
376 SWITZRLND				403	
400 U STATES		73127		745065	
CINEMATOGRAPH CAMERAS		77550		796304	9149
224 JAMAICA		233		233	
327 FRANCE				2477	
335 GERMANY W				410	
376 SWITZRLND				145	
400 U STATES		4893		54267	
SURGICAL INSTRUMENTS		5126		57532	9150
100 U KINGDOM		22227		249768	
216 PAKISTAN		2472		17878	
305 AUSTRIA				1170	
306 BELGIUM				3655	
318 DENMARK				1411	
327 FRANCE				5091	
335 GERMANY W		31048		332165	
344 ITALY		329		10011	
347 JAPAN		8838		107394	
352 MEXICO				8250	
354 NETHRLNDS				569	
375 SWEDEN		1364		25899	
376 SWITZRLND		1814		11108	
390 GERMANY E				471	
400 U STATES		322414		3363769	
RACING SHELLS OR OARS		390506		4138609	9151
100 U KINGDOM	NO		3	3113	
375 SWEDEN				117	
BOATS OPEN PLEASURE			3	3230	9152
100 U KINGDOM	NO	1	435	100916	
227 BAHAMAS			1	134	
318 DENMARK		2	86	48636	
326 FINLAND		1	1	100	
327 FRANCE			1	206	
334 ST PIERRE			1	150	
335 GERMANY W		4	112	35816	
347 JAPAN			2	609	
354 NETHRLNDS			3	2823	
359 NORWAY			4	8556	
375 SWEDEN			5	491	
381 ALASKA		1	2	350	
400 U STATES		120	2111	528352	
LAUNCHES PLEASURE		129	2764	727139	9153
100 U KINGDOM	NO		7	11899	
223 BARBADOS			1	258	
318 DENMARK			2	1414	
335 GERMANY W			6	4613	
400 U STATES		9	204	680586	
SHIPS AND VESSELS REPAIRS ON		9	220	698770	9155
220 BERMUDA				1670	
327 FRANCE				705	
334 ST PIERRE		1145		25316	
400 U STATES		69107		624668	
SHIPS FOREIGN BUILT COASTAL		70252		652359	9156
400 U STATES	NO		3	25785	
VESSELS FOREIGN BUILT N O P			3	25785	9157
100 U KINGDOM		5285		495795	
318 DENMARK		5400		8629	
335 GERMANY W		130		282	
354 NETHRLNDS				2914	
375 SWEDEN		9394		9394	
400 U STATES		48129		310745	
BUGGIES CUTTERS VEHICLES N O P		68338		827759	9162
100 U KINGDOM	NO	13	65	3794	
335 GERMANY W				249	
400 U STATES		272	2793	200847	
CHILDRENS CARRIAGES AND PARTS		285	2858	204890	9163
100 U KINGDOM	NO	15	1348	27448	
305 AUSTRIA			10	316	
335 GERMANY W		32	96	2883	
354 NETHRLNDS		16	160	3376	

IMPORTS INTO CANADA FOR CONSUMPTION

Articles and Countries from which Imported	MONTH OF SEPTEMBER 1957		NINE MONTHS ENDED SEPTEMBER 1957		Class Number
	Quantities	Values (\$)	Quantities	Values (\$)	
376 SWITZRLND			2	105	
400 U STATES	230	1367	2490	20197	
CHILDRENS SLEDS VEHICLES N O P	293	2940	4106	54325	9164
100 U KINGDOM		2258		8821	
335 GERMANY W		397		1493	
354 NETHRLNDS				3392	
400 U STATES		48059		277690	
SLEIGHS N O P AND PARTS		50714		291396	
NO					9165
359 NORWAY			2	554	
400 U STATES			6	4066	
WAGONS ANO SLEDS FARM AND PTS			8	4620	
NO					9166
100 U KINGDOM		380	12	4453	
335 GERMANY W				380	
400 U STATES	45	12722	1232	194737	
WAGONS FREIGHT DRAYS AND PARTS	45	13102	1244	199570	
NO					9167
400 U STATES			6	1341	
WHEELBARROWS HAND TRUCKS CARTS			6	1341	
NO					9168
100 U KINGDOM	37	2942	1904	42988	
318 DENMARK	2	330	26	3227	
327 FRANCE			1	88	
335 GERMANY W			42	909	
354 NETHRLNDS			8	476	
375 SWEDEN		582	52	8881	
400 U STATES	4238	80736	64838	965217	
TRUCKS AND CARS N O P	4280	84590	66871	1021786	
NO					9169
100 U KINGDOM				744	
335 GERMANY W				1645	
400 U STATES		1816		108709	
TRAILERS FOR MOTOR VEHICLES		1816		111098	
NO					9170
100 U KINGDOM			30	11062	
318 DENMARK			1	350	
335 GERMANY W			3	947	
381 ALASKA	1	2070	4	4620	
400 U STATES	555	1084396	7122	9106776	
AIRCRAFT NOT OVER 1500 LB WT	556	1086465	7160	9123755	
NO					9171
100 U KINGDOM			1	3309	
400 U STATES	18	33473	233	1098819	
AIRCRAFT 1501 TO 3000 LB WT	18	33473	234	1102128	
NO					9172
335 GERMANY W	1	2235	1	2235	
381 ALASKA			1	8016	
400 U STATES	4	58435	120	1327455	
AIRCRAFT 3001 TO 7500 LB WT	5	60670	122	1337706	
NO					9173
100 U KINGDOM	2	243653	5	308111	
400 U STATES	1	5077	24	997379	
AIRCRAFT OVER 7500 LB WEIGHT	3	248730	29	1305490	
NO					9174
100 U KINGDOM			11	8246168	
218 MALAYA			1	53333	
400 U STATES	6	663684	26	4059579	
AIRCRAFT PTS EXCLUDING ENG PTS	6	663684	38	12359080	
NO					9175
100 U KINGDOM		348984		3766380	
207 UN SO AFR				956	
218 MALAYA				2709	
231 HONG KONG		3413		15180	
234 AUSTRALIA		2049		22219	
236 NEW ZEAL				829	
304 ARGENTINA		103		3941	
327 FRANCE				673	
335 GERMANY W		57		1909	
347 JAPAN		1357		7089	
352 MEXICO				16429	
354 NETHRLNDS		910		3990	
375 SWEDEN				1713	
381 ALASKA		72		3058	
383 HAWAII				288	
400 U STATES		5784817		53356004	
PAINTINGS UNDER 20 DOLLARS		6141762		57203367	
NO					9181
100 U KINGDOM	149	1103	2957	6849	
218 MALAYA			150	191	
231 HONG KONG	42	146	145	528	
305 AUSTRIA	30	248	1046	3562	
306 BELGIUM	57	325	283	1162	
313 CHINA			288	159	
318 DENMARK	255	1147	1717	8222	
327 FRANCE	172	831	223	1221	
340 HUNGARY	81	231	795	5617	
344 ITALY	290	1035	1513	5977	
347 JAPAN	2484	1952	6659	5476	
354 NETHRLNDS	1445	2713	3000	7892	
400 U STATES	188	1895	968	5071	
PAINTINGS 20 DOLLARS OR OVER	5193	11626	19744	51927	
NO					9182
100 U KINGDOM		21623		317909	
207 UN SO AFR		80		290	

IMPORTS INTO CANADA FOR CONSUMPTION

Articles and Countries from which Imported	MONTH OF SEPTEMBER 1957		NINE MONTHS ENDED SEPTEMBER 1957		Class Number
	Quantities	Values (\$)	Quantities	Values (\$)	
220 BERMUDA				185	
223 BARBADOS				60	
224 JAMAICA				176	
231 HONG KONG				89	
234 AUSTRALIA				600	
305 AUSTRIA		1 488		1 770 7	
306 BELGIUM				924	
307 BEL CONGO				100	
317 CZECHOS				100	
318 DENMARK		1 697		1 315 6	
327 FRANCE		3 489 1		8 544 6	
335 GERMANY W		305		1 854	
336 GREECE				336	
338 HAITI				300	
340 HUNGARY		229		5360	
344 ITALY		3 820		4 536 9	
347 JAPAN		201		582	
352 MEXICO		700		3 709	
354 NETHRLNDS		1 718		7 808 9	
359 NORWAY				447	
363 PERU				300	
365 POLAND				63	
372 SPAIN				885	
375 SWEDEN				250	
376 SWITZRLND		130		9 656	
383 HAWAII		600		9 413	
384 P RICO				295	
389 IRELAND				183	
400 U STATES		7 525 1		11 246 3 8	
		1 427 3 3		17 184 7 1	
STATUES AND STATUETTES N O P					9183
100 U KINGDOM		332		1 853 4	
203 B E AFR		300		775	
207 UN SO AFR				433	
215 INDIA		525		1 507	
217 CEYLON				772	
231 HONG KONG		554		12 394	
305 AUSTRIA		485		6 278	
306 BELGIUM		233		549	
313 CHINA				211	
317 CZECHOS		1 736		2 864	
318 DENMARK		387		504 7	
327 FRANCE		732		3 733	
335 GERMANY W		3 501		17 435	
344 ITALY		4 485		31 699	
347 JAPAN		6 448		66 902	
352 MEXICO				280	
354 NETHRLNOS		202		887	
360 ISRAEL		175		175	
375 SWEDEN				932	
376 SWITZRLNO				1 995	
378 JORDAN		311		311	
390 GERMANY E		406		3 478	
400 U STATES		10 325		57 511	
		31 137		234 702	
PORCELAIN STATUES STATUETTES					9184
100 U KINGDOM		14 681		35 482 2	
231 HONG KONG		287		4815	
305 AUSTRIA		1 012		2 823	
306 BELGIUM				180	
317 CZECHOS				71	
318 DENMARK		303		1 763 7	
327 FRANCE		57		3 946	
335 GERMANY W		11 665		83 999	
336 GREECE		602		951	
344 ITALY		2 111		17 534	
347 JAPAN		29 922		257 356	
352 MEXICO				288	
354 NETHRLNOS				107	
366 PORTUGAL		70		701	
375 SWEDEN		141		220	
390 GERMANY E		3 555		12 170	
400 U STATES		2 572		25 121	
		66 978		782 741	
SCULPTURES CANADIAN MODELS					9185
344 ITALY				210	
359 NORWAY		266		266	
400 U STATES		167		645	
		433		1 121	
MATERIAL FOR HARD METAL COMPOS					9187
100 U KINGDOM		717		32 977	
234 AUSTRALIA				370	
305 AUSTRIA				77	
400 U STATES		37 681		65 564 2	
		38 398		68 906 6	
MATERIAL FOR FISHING EQUIPMENT					9189
100 U KINGDOM		569		1 895	
400 U STATES				2 261	
		569		4 856	
MATERIALS FOR CYANIDE MFR					9190
ARTICLES FOR FERTILIZER MFR					9191
100 U KINGDOM		1 241		1 703	
306 BELGIUM				981	
327 FRANCE				1 693	
376 SWITZRLNO		534		621	

IMPORTS INTO CANADA FOR CONSUMPTION

181

Articles and Countries from which Imported	MONTH OF SEPTEMBER 1957		NINE MONTHS ENDED SEPTEMBER 1957		Class Number
	Quantities	Values (\$)	Quantities	Values (\$)	
400 U STATES		47228		628882	
ARTICLES FOR GOVERNOR GENERAL		4003		633880	
100 U KINGDOM				851	9192
316 CUBA				92	
327 FRANCE		97		1412	
400 U STATES				878	
ARTICLES FOR CONSULS		97		3233	
100 U KINGDOM		4737		64261	9193
207 UN SO AFR		575		9736	
215 INDIA		4200		4439	
216 PAKISTAN		100		1250	
223 BARBADOS				567	
225 TRINIDAD				125	
231 HONG KONG				1550	
234 AUSTRALIA		1122		4273	
236 NEW ZEAL		4650		7346	
304 ARGENTINA		179		1594	
305 AUSTRIA		2900		4950	
306 BELGIUM				2415	
309 BRAZIL				565	
312 CHILE				20250	
313 CHINA				112	
314 COLOMBIA				1920	
316 CUBA		510		605	
317 CZECHOS		2312		19967	
318 DENMARK				3677	
320 DOM REP		100		2111	
326 FINLAND				672	
327 FRANCE		8707		91541	
335 GERMANY W		22612		95382	
336 GREECE				1451	
337 GUATEMALA				200	
338 HAITI				600	
342 IRAN				250	
344 ITALY		1145		7444	
347 JAPAN		2238		7662	
352 MEXICO		174		1388	
354 NETHRLNDS		1208		34962	
355 INDONESIA				11533	
359 NORWAY		50		2034	
360 ISRAEL		500		905	
363 PERU		100		2025	
364 PHIL		100		1100	
365 POLAND		100		8628	
366 PORTUGAL		256		1916	
367 AZORES				130	
372 SPAIN		305		3673	
375 SWEDEN		800		23811	
376 SWITZRLND		1100		24162	
379 TURKEY		75		275	
380 USSR		1445		5693	
384 P RICO				106	
386 URUGUAY				59	
387 VENEZUELA				3970	
388 YUGO SLAV				100	
389 IRELAND				50	
400 U STATES		116533		512542	
CANADIAN GOODS RETURNED		178833		995977	
100 U KINGDOM		59873		230662	9195
203 B E AFR				100	
205 RHOD NYAS				784	
207 UN SO AFR		7763		11084	
211 NIGERIA				481	
215 INDIA				633	
216 PAKISTAN				4461	
218 MALAYA				9331	
220 BERMUDA		579		12456	
221 B GUIANA		18845		34290	
222 B HOND				127	
223 BARBADOS				7392	
224 JAMAICA				46478	
225 TRINIDAO		1960		2130	
227 BAHAMAS				987	
231 HONG KONG				2454	
234 AUSTRALIA		10641		20029	
236 NEW ZEAL				5285	
305 AUSTRIA				5175	
306 BELGIUM		154		4062	
312 CHILE				800	
314 COLOMBIA				5085	
316 CUBA				34990	
318 DENMARK				891	
323 EL SALVD				1207	
326 FINLAND				150	
327 FRANCE		270		5669	
329 INDOCHINA				1000	
334 ST PIERRE		612		1371	
335 GERMANY W		612		9273	
336 GREECE				1627	
338 HAITI				45198	
339 HONDURAS				12196	
340 HUNGARY				200	
344 ITALY		300		9530	

IMPORTS INTO CANADA FOR CONSUMPTION

Articles and Countries from which Imported	MONTH OF SEPTEMBER 1957		NINE MONTHS ENDED SEPTEMBER 1957		Class Number
	Quantities	Values (\$)	Quantities	Values (\$)	
347 JAPAN				3610	
352 MEXICO		4984		8252	
353 MOROCCO				943	
354 NETHRLNDS		958		16012	
357 NETH ANT				92	
359 NORWAY				4456	
361 PANAMA				219	
363 PERU				2069	
364 PHIL				7655	
366 PORTUGAL				57	
375 SWEDEN				1912	
376 SWITZRLND		50		1634	
381 ALASKA		12000		12600	
383 HAWAII				1979	
384 P RICO				410	
387 VENEZUELA		500		53676	
389 IRELAND		88		188	
400 U STATES		859537		6420432	
		979726		7063784	
ARMS ETC BRITISH OR NATO CTYS					9196
100 U KINGDOM		115533		1289369	
215 INDIA				5566	
221 B GUIANA				701	
224 JAMAICA				875	
306 BELGIUM				8431	
316 CUBA		600		3373	
318 DENMARK		3018		53452	
319 GREENLAND				45293	
327 FRANCE		2425		120437	
335 GERMANY W		72406		598471	
341 ICELAND				2218	
344 ITALY		18365		60846	
347 JAPAN		27594		65841	
353 MOROCCO				1187	
354 NETHRLNDS		14480		31556	
359 NORWAY				4176	
366 PORTUGAL				2440	
371 THAILAND				10055	
372 SPAIN		4094		11841	
375 SWEDEN				6629	
376 SWITZRLND		8843		78583	
379 TURKEY				949	
381 ALASKA		31225		187335	
389 IRELAND				461	
400 U STATES		5330584		20418645	
		5629167		23008730	
EXWAREHOUSED SHIPS STORES NOP					9197
100 U KINGDOM		5611		32580	
221 B GUIANA				753	
223 BARBADOS				53	
316 CUBA				53	
327 FRANCE		471		6053	
335 GERMANY W				57	
354 NETHRLNDS		519		3924	
359 NORWAY		65		65	
384 P RICO				234	
400 U STATES		13546		199341	
		20212		243113	
BATTERY JARS GLASS OR RUBBER					9199
100 U KINGDOM				925	
335 GERMANY W		115		3560	
400 U STATES		138038		1225413	
		138153		1229898	
CASUAL DONATIONS					9201
100 U KINGDOM		131		917	
220 BERMUDA				1973	
231 HONG KONG				79	
327 FRANCE				206	
335 GERMANY W				228	
354 NETHRLNDS				65	
359 NORWAY				451	
400 U STATES		3455		97968	
		3586		101887	
CORSET CLASPS STEELS WIRES					9202
100 U KINGDOM				5307	
400 U STATES		587		9611	
		587		14918	
FEATHERS FLOWERS ART FOR HATS					9204
100 U KINGDOM		96		1112	
305 AUSTRIA				2688	
317 CZECHOS				7819	
327 FRANCE		4284		59613	
335 GERMANY W		6988		75269	
344 ITALY		91		1564	
347 JAPAN		10141		103547	
376 SWITZRLND		867		1754	
390 GERMANY E		4960		41247	
400 U STATES		10021		124927	
		37448		419540	
LIFEBOATS LIFESAVING APPARATUS					9205
100 U KINGDOM				3328	
400 U STATES		1030		1316	
		1030		4644	

IMPORTS INTO CANADA FOR CONSUMPTION

183

Articles and Countries from which Imported	MONTH OF SEPTEMBER 1957		NINE MONTHS ENDED SEPTEMBER 1957		Class Number
	Quantities	Values (\$)	Quantities	Values (\$)	
MINERS RESCUE APPLIANCES					9207
100 U KINGDOM		2754		13459	
305 AUSTRIA		543		543	
327 FRANCE				1119	
335 GERMANY W		212		8746	
400 U STATES		158075		1610987	
		161584		1634854	
MATERIALS FOR TEXTILE PRINTING					9208
100 U KINGDOM		3473		26445	
400 U STATES		6950		69522	
		10423		95967	
SALTS OF THORIUM OR CERIUM					9209
400 U STATES				46050	
				46050	
SPURS AND STILTS					9210
400 U STATES		360		2197	
		360		2197	
VACCINE AND PLASMA CONTAINERS					9212
100 U KINGDOM				57	
400 U STATES		11447		102906	
		11447		102963	
GOODS FREE BY ORDER IN COUNCIL					9213
100 U KINGDOM		554		9387	
327 FRANCE				300	
359 NORWAY				65	
400 U STATES		19777		115496	
		20331		125248	
ARTICLES FOR MFR TOBACCO PIPES					9214
100 U KINGDOM				779	
327 FRANCE				232	
400 U STATES		1585		5855	
		1585		6866	
SAFETY GLASS SHEET ADHESIVES					9215
400 U STATES		70838		799497	
		70838		799497	
TOURIST PURCHASES DUTY FREE					9228
100 U KINGDOM		391752		1492355	
203 B E AFR		155		2131	
205 RHOD NYAS		90		123	
207 UN SO AFR				70	
208 BSA OTHER				64	
211 NIGERIA				82	
213 BWA OTHER				190	
215 INDIA		286		1865	
216 PAKISTAN				732	
217 CEYLON		187		756	
218 MALAYA		2222		2222	
220 BERMUDA		4979		76949	
221 B GUIANA		190		445	
222 B HOND		2134		26175	
223 BARBAODS		217		6762	
224 JAMAICA		1058		17073	
225 TRINIDAD		83		19503	
227 BAHAMAS		893		17810	
228 LEEW WIND				25	
230 GIBRALTAR				251	
231 HONG KONG		1190		6102	
232 MALTA		179		242	
234 AUSTRALIA				4038	
236 NEW ZEAL				1674	
303 ARABIA				50	
304 ARGENTINA				1065	
305 AUSTRIA		2766		11132	
306 BELGIUM		1859		9600	
309 BRAZIL		128		573	
310 BULGARIA		63		63	
311 BURMA				55	
313 CHINA		76		664	
314 COLOMBIA		138		593	
316 CUBA		112		9322	
317 CZECHO S		249		1192	
318 DENMARK		1419		7411	
319 GREENLAND				7783	
320 DOM REP		27		67	
322 EGYPT		2957		9258	
326 FINLAND		112		955	
327 FRANCE		39509		146655	
328 FR AFRICA				47	
329 INDOCHINA		348		635	
334 ST PIERRE		14953		33758	
335 GERMANY W		30143		131662	
336 GREECE		229		1285	
337 GUATEMALA				172	
338 HAITI				736	
340 HUNGARY		50		121	
341 ICELAND				1310	
342 IRAN				97	
343 IRAQ				50	
344 ITALY		17226		77981	
347 JAPAN		515		10400	
348 KOREA				30	
351 LITHUANIA		192		192	
352 MEXICO		3308		97007	
353 MOROCCO		198		269	
354 NETHRLNDS		5289		44646	
355 INDONESIA				46	

IMPORTS INTO CANADA FOR CONSUMPTION

Articles and Countries from which Imported	MONTH OF SEPTEMBER 1957		NINE MONTHS ENDED SEPTEMBER 1957		Class Number
	Quantities	Values (\$)	Quantities	Values (\$)	
357 NETH ANT		466		2032	
359 NORWAY		1863		5745	
360 ISRAEL		266		3010	
361 PANAMA				1545	
363 PERU		178		1097	
365 POLAND		621		1533	
366 PORTUGAL		397		3809	
367 AZORES		1106		13987	
370 ROUMANIA				154	
372 SPAIN		1154		6374	
375 SWEDEN		677		4231	
376 SWITZRLND		6930		27580	
380 USSR		921		1225	
381 ALASKA		4460		14335	
382 VIRGIN IS				670	
383 HAWAII		847		56453	
384 P RICO				3097	
387 VENEZUELA		142		567	
388 YUGO SLAV		37		106	
389 IRELAND		1982		22974	
391 LEBANON		255		255	
392 SYRIA		100		391	
400 U STATES		8546897		56998843	
		9096780		59444534	
CARTRIDGES SHOT GUN SHELLS					9237
100 U KINGDOM				681	
335 GERMANY W				2086	
344 ITALY				688	
400 U STATES		4291		55478	
		4291		58933	
DEXTROSE SOLUTIONS THERAPEUTIC					9238
400 U STATES		24850		279509	
		24850		279509	
METALLIC CARTRIDGES AMMUNITION					9239
100 U KINGDOM		1442		9283	
306 BELGIUM				185	
318 DENMARK		1257		3763	
326 FINLAND				176	
335 GERMANY W		404		6693	
344 ITALY				350	
359 NORWAY		1788		1788	
375 SWEDEN		275		939	
376 SWITZRLND		162		162	
400 U STATES		9767		93595	
		15095		116934	
BLACKBOARDS OF SLATE OR PAPER					9240
335 GERMANY W				989	
344 ITALY		581		23318	
366 PORTUGAL		583		4095	
400 U STATES		52993		356395	
		54157		364797	
PRESENTATIONS FOR LIFE SAVING					9241
400 U STATES				145	
				145	
BIOLOGICAL PRODUCTS N O P					9242
100 U KINGDOM		5048		24828	
234 AUSTRALIA				2838	
236 NEW ZEAL				966	
327 FRANCE				807	
335 GERMANY W				378	
344 ITALY				50	
354 NETHRLNDS				750	
375 SWEDEN				990	
376 SWITZRLND				862	
400 U STATES		158048		1216097	
		163096		1248566	
BASKETS OF ALL KINDS N O P					9243
100 U KINGDOM		439		6259	
215 INDIA				385	
231 HONG KONG		1582		19586	
305 AUSTRIA				263	
306 BELGIUM		1753		14018	
313 CHINA				1105	
317 CZECHO S				191	
318 DENMARK		64		453	
327 FRANCE				1815	
335 GERMANY W		6653		19704	
340 HUNGARY				1087	
344 ITALY		901		6227	
347 JAPAN		895		46291	
352 MEXICO		377		15881	
354 NETHRLNDS				433	
365 POLAND		5030		36012	
366 PORTUGAL				4428	
367 AZORES		282		8394	
372 SPAIN		98		6148	
375 SWEDEN				229	
388 YUGO SLAV		238		9806	
400 U STATES		14030		187709	
		32342		386424	
COMMUNION SETS CHURCH ARTICLES					9244
100 U KINGDOM		1898		18740	
215 INDIA				113	
231 HONG KONG		1615		4302	
234 AUSTRALIA				274	
305 AUSTRIA				1993	

IMPORTS INTO CANADA FOR CONSUMPTION

185

Articles and Countries from which Imported	MONTH OF SEPTEMBER 1957		NINE MONTHS ENDED SEPTEMBER 1957		Class Number
	Quantities	Values (\$)	Quantities	Values (\$)	
306 BELGIUM		403		5376	
313 CHINA				744	
317 CZECHO S		2121		49138	
318 DENMARK				720	
327 FRANCE		11020		208095	
335 GERMANY W		5862		54804	
336 GREECE		373		373	
344 ITALY		26406		402064	
347 JAPAN		19577		111369	
352 MEXICO		75		278	
354 NETHRLNDS		189		1263	
360 ISRAEL		1139		3072	
365 POLAND				50	
366 PORTUGAL		200		3958	
371 THAILAND				309	
372 SPAIN		77		3318	
376 SWITZRLND				341	
378 JORDAN		518		518	
383 HAWAII				295	
389 IRELAND				3986	
390 GERMANY E		696		696	
400 U STATES		50274		424355	
		122443		1300544	
CARTRIDGE CASES GUN WADS CAPS					9246
100 U KINGDOM				1065	
335 GERMANY W		192		13760	
375 SWEDEN				96	
400 U STATES		6348		181163	
		6540		196084	
AMMUNITION N O P					9247
100 U KINGDOM		248858		790679	
306 BELGIUM				3966	
327 FRANCE				2700	
335 GERMANY W		2364		5805	
359 NORWAY				7223	
375 SWEDEN				244705	
400 U STATES		60765		1981031	
		311987		3036109	
ELECTRICAL ENERGY	MKWH				9249
400 U STATES	8256	43554	234978	1171979	
	8256	43554	234978	1171979	
ICE					9251
400 U STATES		239		3010	
		239		3010	
INCUBATORS BROODERS AND PARTS	NO				9252
100 U KINGDOM			6	766	
400 U STATES	349	49516	14443	603137	
	349	49516	14449	603903	
IRON SAND PRESSURE BLASTING					9253
100 U KINGDOM		135		64871	
400 U STATES		69295		566223	
		69430		631094	
BALL POINT PENS AND PARTS					9254
100 U KINGDOM		231		30826	
234 AUSTRALIA				1420	
306 BELGIUM				76	
335 GERMANY W		89		7618	
344 ITALY		428		1121	
347 JAPAN				3815	
376 SWITZRLND				295	
400 U STATES		261403		1697525	
		262151		1742696	
ALABASTER SPAR AMBER ORNAMENTS					9255
100 U KINGDOM		13127		95689	
203 B E AFR				419	
215 INDIA		69		135	
231 HONG KONG		143		8065	
234 AUSTRALIA				654	
305 AUSTRIA		905		2107	
306 BELGIUM		309		798	
317 CZECHO S				6098	
318 DENMARK				1162	
327 FRANCE		826		7445	
335 GERMANY W		18264		63099	
344 ITALY		1523		19470	
347 JAPAN		41409		162880	
352 MEXICO				193	
354 NETHRLNDS				236	
365 POLAND		6707		42930	
375 SWEDEN				207	
376 SWITZRLND		67		691	
390 GERMANY E		26155		64282	
400 U STATES		34787		180755	
		144291		657315	
MACHINE CARD CLOTHING					9256
100 U KINGDOM		8723		179246	
306 BELGIUM				149	
335 GERMANY W				2573	
400 U STATES		11565		100123	
		20288		282091	
PENCILS LEAD NON PROPPELLING	GROSS				9257
100 U KINGDOM	182	666	3336	9534	
305 AUSTRIA			154	242	
317 CZECHO S	1617	2080	2798	3629	
327 FRANCE			32	268	
335 GERMANY W	1461	5487	16271	39200	

IMPORTS INTO CANADA FOR CONSUMPTION

Articles and Countries from which Imported	MONTH OF SEPTEMBER 1957		NINE MONTHS ENDED SEPTEMBER 1957		Class Number
	Quantities	Values (\$)	Quantities	Values (\$)	
347 JAPAN	3100	1878	19980	17083	9258
400 U STATES	2696	7369	17349	58244	
PENCILS LEAD N O P	9056	17480	59920	128200	
100 U KINGDOM		705		1994	
318 DENMARK				963	
327 FRANCE				234	
335 GERMANY W		115		9798	
344 ITALY				166	
347 JAPAN		380		1511	
354 NETHRLNDS				263	
376 SWITZRLND		346		913	
400 U STATES		11390		91457	
		12936		107299	
PENS FOUNTAIN EXCPT BALL POINT					9259
100 U KINGDOM				2122	
231 HONG KONG				113	
335 GERMANY W				9886	
344 ITALY		1476		8630	
347 JAPAN		249		2094	
376 SWITZRLND				165	
400 U STATES		4739		63733	
		6464		86743	
PENS N O P PENHOLDERS RULERS					9260
100 U KINGDOM		1550		28189	
231 HONG KONG				130	
335 GERMANY W		1567		9864	
344 ITALY				834	
347 JAPAN		1513		2568	
400 U STATES		13988		144653	
		18618		186238	
PRECIOUS STONES NOT MOUNTED					9262
100 U KINGDOM		5369		134972	
215 INDIA		2144		12189	
217 CEYLON				5856	
231 HONG KONG				14587	
234 AUSTRALIA		152		1037	
305 AUSTRIA		18166		224117	
306 BELGIUM				106	
309 BRAZIL				268	
317 CZECHO S		3480		57396	
327 FRANCE		1621		33336	
335 GERMANY W		17303		159238	
344 ITALY				2716	
347 JAPAN		28471		247095	
352 MEXICO		1580		9408	
371 THAILAND				3696	
372 SPAIN				1194	
376 SWITZRLND		577		41025	
400 U STATES		36844		338126	
		115707		1286362	
PULLEYS BELT POWER TRANS NOP					9263
100 U KINGDOM		2803		37422	
335 GERMANY W		890		5740	
344 ITALY				542	
354 NETHRLNDS				5818	
375 SWEDEN				156	
381 ALASKA		95		95	
400 U STATES		88215		802240	
		92003		852013	
SETTLERS EFFECTS					9264
100 U KINGDOM		1059195		8576938	
203 B E AFR		2073		14705	
205 RHOD NYAS		4455		11876	
207 UN SO AFR		11890		61580	
208 BSA OTHER				1105	
210 G COAST				175	
211 NIGERIA				2172	
215 INDIA		2995		35464	
216 PAKISTAN		280		7775	
217 CEYLON		150		2947	
218 MALAYA		2115		24241	
220 BERMUDA		1590		20311	
221 B GUIANA		2000		12780	
223 BARBADOS		3600		16490	
224 JAMAICA		10441		44171	
225 TRINIDAD		2025		23373	
227 BAHAMAS				220	
228 LEEW WIND				600	
229 FALKLAND				75	
230 GIBRALTAR				6000	
231 HONG KONG		6943		46706	
232 MALTA		400		17135	
234 AUSTRALIA		12876		112637	
235 FIJI		250		2100	
236 NEW ZEAL		6111		35585	
303 ARABIA				2327	
304 ARGENTINA		1400		16800	
305 AUSTRIA		16905		146013	
306 BELGIUM		41728		289830	
307 BEL CONGO				600	
308 BOLIVIA				8652	
309 BRAZIL		275		30500	
311 BURMA				105	
312 CHILE				2775	
313 CHINA		650		3808	

IMPORTS INTO CANADA FOR CONSUMPTION

Articles and Countries from which Imported	MONTH OF SEPTEMBER 1957		NINE MONTHS ENDED SEPTEMBER 1957		Class Number
	Quantities	Values (\$)	Quantities	Values (\$)	
314 COLOMBIA				7635	
315 C R I C A				100	
316 CUBA				2680	
317 CZECHOS				2380	
318 DENMARK		36890		517868	
320 DOM REP		3200		3200	
321 ECUADOR				200	
322 EGYPT		14201		49067	
323 EL SALVD				565	
324 ESTONIA				1990	
325 ETHIOPIA				500	
326 FINLAND		9970		55237	
327 FRANCE		73558		538281	
328 FR AFRICA		2650		59494	
329 INDOCHINA				518	
334 ST PIERRE		400		400	
335 GERMANY W		369629		3252925	
336 GREECE		4430		41526	
340 HUNGARY		5750		231600	
341 ICELAND		150		3350	
342 IRAN		1000		7939	
343 IRAQ		2953		5353	
344 ITALY		10110		169062	
347 JAPAN		3025		68048	
348 KOREA				100	
349 LATVIA				1975	
352 MEXICO		1690		17912	
353 MOROCCO		26229		109967	
354 NETHRLNDS		175504		3150730	
355 INDONESIA				2255	
357 NETH ANT				2450	
358 NICARAGUA				50	
359 NORWAY		12368		102991	
360 ISRAEL		4650		19140	
361 PANAMA		300		500	
363 PERU				14928	
364 PHIL				18000	
365 POLAND		3550		25640	
366 PORTUGAL		8540		18180	
367 AZORES				500	
371 THAILAND				3395	
372 SPAIN		1450		4807	
374 SPAN AFR				2000	
375 SWEDEN		27327		144839	
376 SWITZRLNO		25458		322433	
379 TURKEY		5789		13966	
380 USSR				1610	
381 ALASKA		1380		5617	
382 VIRGIN IS				4500	
383 HAWAII				14067	
386 URUGUAY				160	
387 VENEZUELA		8040		65394	
388 YUGO SLAV		390		7815	
389 IRELAND		1158		43753	
390 GERMANY E				200	
391 LEBANON		670		21555	
392 SYRIA				3350	
393 TAIWAN				4000	
394 PORT E AF		1245		1545	
400 U STATES		2095120		14201695	
SHOW CASES AND METAL PARTS		4129121		32950508	
100 U KINGDOM				437	9265
335 GERMANY W		130		2703	
400 U STATES		30269		175025	
SIGNS LETTERS OTHER THAN PAPER		30399		178165	
100 U KINGDOM		2871		30701	9266
306 BELGIUM				1155	
318 DENMARK		77		77	
327 FRANCE				672	
335 GERMANY W		1263		3971	
347 JAPAN				1360	
375 SWEDEN				1663	
376 SWITZRLND				2136	
389 IRELAND				96	
400 U STATES		63231		612804	
MEASURING RULES AND TAPES		67442		654635	
100 U KINGDOM		7180		90956	9267
317 CZECHOS				1212	
318 DENMARK				156	
327 FRANCE				647	
335 GERMANY W		1964		34245	
344 ITALY				1631	
347 JAPAN				2285	
354 NETHRLNDS				4076	
376 SWITZRLNO				261	
400 U STATES		49233		472308	
WASTE AND JUNK N O P		58377		607777	
100 U KINGDOM	CWT	45	226	1251	3426
400 U STATES		212488	20845	2623220	143602
WAX VEGETABLE AND MINERAL NOP		212533	21071	2624471	147028
100 U KINGDOM	LB			4078	1776

IMPORTS INTO CANADA FOR CONSUMPTION

Articles and Countries from which Imported	MONTH OF SEPTEMBER 1957		NINE MONTHS ENDED SEPTEMBER 1957		Class Number
	Quantities	Values (\$)	Quantities	Values (\$)	
309 BRAZIL	71167	50831	1489807	1085891	
317 CZECHO S			13228	2990	
335 GERMANY W	5511	3874	41366	28871	
352 MEXICO	1156	712	72612	58021	
390 GERMANY E			22487	4498	
400 U STATES	57860	41990	394538	260802	
	135694	97407	2038116	1442849	
WAX AND MANUFACTURES					9271
100 U KINGDOM				7794	
207 UN SO AFR				1056	
317 CZECHO S		463		1127	
335 GERMANY W		9378		27666	
344 ITALY				667	
352 MEXICO				110	
359 NORWAY		1306		1306	
376 SWITZRLND				137	
400 U STATES		31932		263093	
		43079		302956	
WHIPS AND PARTS					9272
100 U KINGDOM		77		4177	
400 U STATES		463		5536	
		540		9713	
WINDOW CORNICES CORNICE POLES					9273
400 U STATES				348	
				348	
UNENUMERATED ARTICLES					9274
SHIPMENTS UNDER 50 DOLLARS					9275
100 U KINGDOM		117596		1024888	
203 B E AFR		48		403	
205 RHOD NYAS		10		17	
207 UN SO AFR		409		1460	
208 BSA OTHER				319	
210 G COAST		62		83	
211 NIGERIA				36	
213 BWA OTHER		3		3	
215 INDIA		831		6272	
216 PAKISTAN		105		543	
217 CEYLON		36		328	
218 MALAYA				555	
219 BEL OTHER		25		27	
220 BERMUDA		100		811	
221 B GUIANA		65		1244	
222 B HOND		274		1547	
223 BARBADOS		169		796	
224 JAMAICA		150		1859	
225 TRINIDAD				619	
227 BAHAMAS		5		172	
228 LEEW WIND				63	
231 HONG KONG		7682		84131	
232 MALTA		4		39	
234 AUSTRALIA		1107		6471	
235 FIJI		66		66	
236 NEW ZEAL		145		673	
304 ARGENTINA		134		748	
305 AUSTRIA		1837		11856	
306 BELGIUM		3288		21618	
307 BEL CONGO				3	
309 BRAZIL		86		1101	
310 BULGARIA				1	
312 CHILE				2277	
313 CHINA		95		831	
314 COLOMBIA		22		97	
315 C RICA		35		1026	
316 CUBA		456		3221	
317 CZECHO S		907		5416	
318 DENMARK		2138		16103	
319 GREENLAND				205	
320 DOM REP				37	
321 ECUADOR		85		1154	
322 EGYPT		137		658	
324 ESTONIA				36	
325 ETHIOPIA				89	
326 FINLAND		177		1830	
327 FRANCE		11267		98889	
328 FR AFRICA				66	
329 INDOCHINA		46		152	
331 FR OCEANA				10	
334 ST PIERRE		88		951	
335 GERMANY W		33396		240283	
336 GREECE		119		1448	
337 GUATEMALA		162		2738	
338 HAITI				186	
339 HONDURAS		92		438	
340 HUNGARY		102		1073	
341 ICELAND		4		29	
342 IRAN				369	
344 ITALY		11197		58998	
347 JAPAN		14194		117496	
348 KOREA				1	
349 LATVIA				30	
350 LIBERIA				55	
352 MEXICO		1215		11420	
353 MOROCCO				99	
354 NETHRLNDS		10346		60229	
355 INDONESIA		36		66	

IMPORTS INTO CANADA FOR CONSUMPTION

Articles and Countries from which Imported	MONTH OF SEPTEMBER 1957		NINE MONTHS ENDED SEPTEMBER 1957		Class Number
	Quantities	Values (\$)	Quantities	Values (\$)	
357 NETH ANT				40	
359 NORWAY		560		5637	
360 ISRAEL		74		869	
361 PANAMA		10		160	
362 PARAGUAY		4		11	
363 PERU		120		196	
364 PHIL				91	
365 POLAND		348		1074	
366 PORTUGAL		694		2930	
367 AZORES		2		948	
370 ROUMANIA				92	
371 THAILAND				108	
372 SPAIN		1255		5125	
373 CANARY IS				30	
375 SWEDEN		3398		23256	
376 SWITZRLND		7042		44630	
378 JORDAN		173		244	
379 TURKEY		5		232	
380 USSR		71		610	
381 ALASKA		5723		16143	
382 VIRGIN IS				11	
383 HAWAII		287		3273	
384 P RICO		134		2234	
387 VENEZUELA		6		422	
388 YUGO SLAV		17		401	
389 IRELAND		202		1540	
390 GERMANY E		986		2515	
391 LEBANON		60		192	
392 SYRIA				74	
393 TAIWAN		6		12	
400 U STATES		4041307		36893594	
		4283037		38803552	

Value, Price and Volume Indexes of Imports for Consumption

The following table gives index numbers of the declared (statistical) value of imports for consumption by months, and of the unit value (price) and volume of these imports. The value index expresses the value of imports in a given month as a percentage of the monthly average in the base year. The price index is of the fixed-weight aggregative (Laspeyres) type, and combines unit values calculated from the monthly import statistics with specified wholesale or other price quotations. These latter quotations are used where inadequate quantity reporting or insufficiently homogeneous items in the trade statistics prevent the obtaining of sufficiently representative unit value series. The volume index is derived by dividing the value index by the corresponding price index, and is, therefore, of the currently-weighted (Paasche) type. These indexes are computed with 1948 as an interim reference base pending conversion to the Bureau's official post-war reference base (1949).

In computing the price index certain adjustments were made to the regular grouping of commodities used in the trade statistics, and all three indexes are presented on the basis of these adjusted groups. The chief adjustments are as follows: the two groups "agricultural and vegetable products" and "animals and animal products" have been combined into one group now titled "agricultural and animal products"; the sub-group "rubber and its products" (1678-1732) and the item "advertising matter" (4291) have been transferred to the "miscellaneous products" group; the item "arms, etc., British or N.A.T.O. countries" (9196) has been deducted from the "miscellaneous products" total and the grand total; three "ships" items (9155-57) have been transferred to the "iron and steel and their products" group; and a few other adjustments designed to improve group classification by component material have been made.

These indexes are currently computed from the original data for months, quarters and calendar years. Approximate indexes for other periods may be obtained by averaging the monthly values. Although such indexes will be less accurate than would result from a separate computation based on the original data, the margin of error is insufficient to necessitate a lengthy separate computation.

A complete record of these series by months for the post-war period is published in issues of Volume I of the annual report "Trade of Canada". Some additional commodity information appears in issues of the "Review of Foreign Trade". Details of the computation of the price indexes are given in D.B.S. Reference Paper, No. 8, 1950, titled "Export and Import Price Indexes by Months, July, 1945 - June, 1950 (1948=100)".

MONTHLY INDEX NUMBERS OF DECLARED VALUES, PRICES AND PHYSICAL VOLUME OF IMPORTS FOR CONSUMPTION, BY GROUPS

Interim base, 1948 = 100

Month	Total			Agricultural and Animal Products			Fibres and Textiles			Wood Products and Paper			
	1955	1956	1957	1955	1956	1957	1955	1956	1957	1955	1956	1957	
INDEX OF DECLARED VALUES													
1	January	139.0	183.2	208.2	127.4	132.2	155.0	104.1	126.0	122.7	212.2	278.9	319.2
2	February	139.3	183.5	195.5	124.5	137.5	136.4	100.3	126.0	124.2	238.4	313.1	305.6
3	March	168.6	210.0	212.8	134.4	137.7	145.4	121.5	125.5	126.2	263.4	307.7	311.6
4	April	172.9	240.0	243.8	147.5	156.2	180.2	116.0	132.7	134.1	241.2	311.4	330.5
5	May	195.7	248.0	251.4	161.7	190.3	210.1	112.5	131.3	126.0	275.6	330.3	320.6
6	June	180.6	221.6	206.1	155.0	177.6	168.8	97.8	102.7	106.5	268.7	306.8	264.7
7	July	167.6	218.1	217.4	127.2	171.0	174.0	93.6	106.1	105.5	241.1	326.3	291.5
8	August	191.2	212.9	213.1	146.2	163.2	175.0	117.2	121.0	117.4	294.8	322.6	347.8
9	September	187.6	196.2	200.3	143.3	154.3	173.6	107.4	97.2	102.5	290.9	315.1	299.5
10	October	207.1	245.3		180.1	212.9		115.7	125.0		317.5	357.1	
11	November	201.0	236.3		177.2	211.7		118.4	136.3		302.1	327.7	
12	December	175.1	181.0		162.9	162.0		101.4	95.4		259.2	249.9	
AI	Annual Index	177.1	214.7		149.0	167.2		108.8	118.8		267.1	312.2	
INDEX OF PRICES													
1	January	109.0	113.4	115.0	102.5	98.8	100.1	98.3	92.7	92.1	116.3	122.8	123.6
2	February	109.6	113.8	116.1	102.1	99.4	100.1	97.6	93.5	92.3	117.2	123.1	123.2
3	March	110.4	114.4	116.7	101.7	98.7	102.6	97.7	93.4	90.5	118.4	123.5	124.0
4	April	110.6	113.8	117.4	100.8	100.0	105.4	96.3	90.0	89.9	119.0	123.5	124.3
5	May	109.7	113.1	116.7	98.3	100.3	106.5	95.7	88.2	90.2	119.6	124.0	125.0
6	June	109.8	113.5	116.7	99.7	104.1	108.0	97.1	88.1	89.5	118.9	124.4	125.6
7	July	109.1	112.4	115.8	97.8	101.6	106.1	95.3	88.6	88.1	119.1	124.2	126.5
8	August	109.6	112.4	115.9r	98.6	101.8	106.0r	95.7	87.7	90.6r	119.2	124.3	126.7
9	September	111.3	112.0	116.4	98.9	101.5	101.4	96.1	86.2	89.7	119.9	124.4	127.5
10	October	112.1	112.8		99.1	100.4		94.0	88.3		120.3	123.9	
11	November	112.8	113.0		98.8	99.2		91.2	89.1		121.6	123.6	
12	December	113.6	113.5		99.5	100.0		93.2	90.2		122.8	123.3	
AI	Annual Index	110.5	113.0		99.8	99.9		95.5	89.2		119.4	123.8	
INDEX OF PHYSICAL VOLUME													
1	January	127.5	161.6	181.0	124.3	133.8	154.8	105.9	135.9	133.2	182.5	227.1	258.3
2	February	127.1	161.2	168.4	121.9	138.3	136.3	102.8	134.8	134.6	203.4	254.3	248.1
3	March	152.7	183.6	182.3	132.2	139.5	141.7	124.4	134.4	139.4	222.5	249.1	251.3
4	April	156.3	210.9	207.7	146.3	156.2	171.0	120.5	147.4	149.2	202.7	252.1	265.9
5	May	178.4	219.3	215.4	164.5	189.7	197.3	117.6	148.9	139.7	230.4	266.4	256.5
6	June	164.5	195.2	176.6	155.5	170.6	156.3	100.7	116.6	119.0	226.0	246.6	210.7
7	July	153.6	194.0	187.7	130.1	168.3	164.0	98.2	119.8	119.8	202.4	262.7	230.4
8	August	174.5	189.4	183.9r	148.3	160.3	165.1r	122.5	138.0	129.6r	247.3	259.5	274.5
9	September	168.6	175.2	172.1	144.9	152.0	171.2	111.8	112.8	114.3	242.6	253.3	234.9
10	October	184.7	217.5		181.7	212.1		123.1	141.6		263.9	288.2	
11	November	178.2	209.1		179.4	213.4		129.8	153.0		248.4	265.1	
12	December	154.1	159.5		163.7	162.0		108.8	105.8		211.1	202.7	
AI	Annual Index	160.3	190.0		149.3	167.4		113.9	133.2		223.7	252.2	

r: revised

MONTHLY INDEX NUMBERS OF DECLARED VALUES, PRICES AND PHYSICAL VOLUME OF IMPORTS FOR CONSUMPTION, BY GROUPS

Interim base, 1948 = 100

Iron and Steel and their Products			Non-Ferrous Metals and their Products			Non-Metallic Minerals and their Products			Chemicals and Fertilizers			Miscellaneous Products			
1955	1956	1957	1955	1956	1957	1955	1956	1957	1955	1956	1957	1955	1956	1957	
INDEX OF DECLARED VALUES															
152.7	229.7	289.2	228.5	269.9	321.4	79.4	112.1	113.2	173.2	212.5	223.6	268.5	341.9	329.8	1
155.9	234.2	269.8	203.1	274.7	275.2	78.0	97.3	101.9	166.4	224.6	250.7	300.3	338.4	332.9	2
205.0	311.7	301.6	242.7	297.5	307.3	87.6	92.0	104.3	208.6	232.6	242.8	357.0	395.0	404.5	3
210.6	356.4	353.8	225.5	332.6	320.8	91.2	113.7	119.5	203.6	282.4	279.4	398.8	458.0	451.3	4
236.9	346.9	346.5	253.1	350.8	346.6	115.9	133.5	140.2	238.8	288.9	285.0	461.5	446.6	452.3	5
219.7	303.5	272.1	239.9	330.2	291.4	113.7	132.6	128.2	226.4	246.3	229.7	372.8	378.8	376.0	6
202.9	284.4	282.1	211.6	336.2	322.5	105.6	133.5	145.3	212.1	251.7	224.4	403.7	404.4	402.7	7
208.5	246.9	246.7	283.9	338.6	306.9	139.3	158.8	144.4	232.0	227.2	252.7	431.5	412.8	453.2	8
202.2	243.2	224.3	304.8	315.0	342.0	118.3	132.3	134.5	239.8	213.4	251.9	492.2	362.7	408.6	9
225.7	310.5		341.6	392.2		141.1	150.5		262.6	267.2		430.4	436.2		10
218.7	300.0		347.4	359.8		138.7	145.1		250.0	262.5		381.0	381.1		11
208.1	235.7		274.9	263.9		102.3	111.8		208.2	197.0		333.7	296.8		12
203.9	283.6		263.1	321.8		109.3	126.1		218.5	242.2		386.0	387.7		AI
INDEX OF PRICES															
120.4	132.0	136.5	121.6	131.9	134.8	100.4	101.6	104.7	107.5	112.2	110.8	111.8	128.8	115.4	1
121.9	132.9	136.8	122.3	132.2	135.9	100.3	101.3	108.7	108.4	112.3	110.9	114.7	127.7	117.8	2
123.3	133.4	136.9	123.1	132.5	136.0	101.2	103.8	110.4	109.4	112.7	111.1	117.6	126.8	117.3	3
123.6	133.3	137.4	124.4	132.6	136.7	102.2	103.4	111.9	109.6	112.8	111.8	119.2	123.0	112.6	4
123.6	133.1	136.9	124.4	133.5	136.4	100.6	102.3	109.0	110.1	112.1	110.5	116.9	118.9	112.1	5
123.7	132.8	136.5	125.2	134.0	136.6	99.3	102.2	108.6	109.7	111.7	109.8	115.3	117.6	112.7	6
123.8	132.7	136.3	124.3	132.4	135.8	99.1	100.4	107.3	109.1	111.4	109.5	115.5	113.6	112.0	7
124.1	132.8	136.4	124.3	132.4	135.8	99.3	101.4	106.4r	109.5	111.1	109.8	118.0	111.7	112.0r	8
126.5	132.4	139.2	125.2	131.8	135.8	100.1	101.0	108.4	109.3	111.3	110.3	126.2	112.8	112.5	9
128.7	134.1		126.6	132.6		101.0	101.3		111.0	110.8		130.3	114.5		10
130.4	134.3		130.1	134.1		101.7	102.2		111.8	109.9		132.1	113.9		11
131.5	134.9		131.0	134.2		102.2	102.4		111.9	110.3		131.2	112.8		12
125.2	133.2		124.8	132.8		100.6	102.0		109.9	111.7		119.7	118.3		AI
INDEX OF PHYSICAL VOLUME															
126.8	174.0	211.9	187.9	204.6	238.4	79.1	110.3	108.1	161.1	189.4	201.8	240.2	265.5	285.8	1
127.9	176.2	197.2	166.1	207.8	202.5	77.8	96.1	93.7	153.5	200.0	226.1	261.8	265.0	282.6	2
166.3	233.7	220.3	197.2	224.5	226.0	86.6	88.6	94.5	190.7	206.4	218.5	303.6	311.5	344.8	3
170.4	267.4	257.5	181.3	250.8	234.7	89.2	110.0	106.8	185.8	250.4	249.9	334.6	372.4	400.8	4
191.7	260.6	253.1	203.5	262.8	254.1	115.2	130.5	128.6	216.9	257.7	257.9	394.8	375.6	403.5	5
177.6	228.5	199.3	191.6	246.4	213.3	114.5	129.7	118.0	206.4	220.5	209.2	323.3	322.1	333.6	6
163.9	214.3	207.0	170.2	253.9	237.5	106.6	133.0	135.4	194.4	225.9	204.9	349.5	356.0	359.6	7
168.0	185.9	180.9	228.4	255.7	226.0	140.3	156.6	135.7r	211.9	204.5	230.1	365.7	369.6	404.6r	8
159.8	183.7	161.1	243.5	239.0	251.8	118.2	131.0	124.1	219.4	191.7	228.4	390.0	321.5	363.2	9
175.4	231.5		269.8	295.8		139.7	148.6		236.6	241.2		330.3	381.0		10
167.7	223.4		267.0	268.3		136.4	142.0		223.6	238.9		288.4	334.6		11
158.3	174.7		209.8	196.6		100.1	109.2		186.1	178.6		254.3	263.1		12
162.9	212.9		210.8	242.3		108.6	123.6		198.8	216.8		322.5	327.7		AI

STATISTICS CANADA LIBRARY
BIBLIOTHEQUE STATISTIQUE CANADA



1010492898