



TRADE OF CANADA

**IMPORTS**

APRIL, 1958

AND

FOUR MONTHS ENDED APRIL, 1958

DOMINION BUREAU OF STATISTICS

International Trade Division

External Trade Section



IMPORTS INTO CANADA FOR CONSUMPTION

Changes affecting Previous Reports  
 Cumulative Totals adjusted in April Report

1958  
 Import  
 List No. 4

MONTH OF JANUARY, 1958


Class Number		
7139 - Deduct from United States	-	\$ 132
7138 - Add to United States	20 cwt.	\$ 132

MONTH OF FEBRUARY, 1958

Class Number		
7139 - Deduct from United Kingdom	-	\$ 400
7138 - Add to United Kingdom	1 cwt.	\$ 400
7139 - Deduct from United States	-	\$ 3,099
7138 - Add to United States	340 cwt.	\$ 2,347
7301 - Add to United States	-	\$ 752
8163 - Deduct from Belgium and Luxembourg	1,000 cwt.	\$ 2,777
7263 - Add to Belgium and Luxembourg	1,000 cwt.	\$ 2,777

MONTH OF MARCH, 1958

Class Number		
2332 - Deduct from United States	44,621 lb.	\$ 1,531
2344 - Add to United States	-	\$ 1,531
7139 - Deduct from United States	-	\$ 321
7268 - Add to United States	202 cwt.	\$ 321
7274 - Deduct from United States	8,118 cwt.	\$11,921
8375 - Add to United States	811,800 lb.	\$11,921
8163 - Deduct from Belgium and Luxembourg	3,000 cwt.	\$ 8,489
7263 - Add to Belgium and Luxembourg	3,000 cwt.	\$ 8,489



DOMINION BUREAU OF STATISTICS  
International Trade Division  
External Trade Section

TRADE OF CANADA

**IMPORTS**

APRIL, 1958

AND


FOUR MONTHS ENDED APRIL, 1958

*Published by Authority of*  
The Honourable Gordon Churchill, Minister of Trade and Commerce

7502-505—48

Price \$5 a year  
Single copies 50 cents

Vol. 15, No. 4



## TABLE OF CONTENTS

	Page
EXPLANATORY NOTES .....	2
KEY TO ABBREVIATIONS OF COUNTRIES.....	3
 SUMMARY TABLES:	
Imports into Canada for Consumption, by Countries .....	4
Imports into Canada for Consumption, by Main Groups .....	6
 DETAILED TABLES:	
Imports for Consumption, by Articles and Countries:	
Agricultural and Vegetable Products (except Chemicals, Fibres and Wood):	Class Number
A – Mainly Food .....	1 to 390
B – Other than Food .....	1501 to 1846
Animals and Animal Products (except Chemicals and Fibres).....	2012 to 2348
Fibres, Textiles and Textile Products .....	3001 to 3576
Wood, Wood Products and Paper .....	4002 to 4311
Iron and Its Products .....	5001 to 5738
Non-Ferrous Metals and Their Products (except Gold).....	6001 to 6260
Non-Metallic Minerals and Their Products (except Chemicals).....	7001 to 7304
Chemicals and Allied Products .....	8001 to 8950
Miscellaneous Commodities .....	9000 to 9275

VALUE AND VOLUME at end of report

## EXPLANATORY NOTES

1. **Source of Data.** Statistics of imports are based upon the declarations of importers (import entries) as subsequently checked by customs officials.
2. **Valuation.** The value of goods imported is the value as determined for customs duty purposes. In most cases this corresponds to the value shown on the invoice accompanying the goods, converted to Canadian dollars at authorized exchange rates (usually the commercial rate prevailing on the date at which the goods were actually despatched to Canada), and excluding such charges as freight, insurance, handling and taxes. In effect, therefore, import values are taken f.o.b. point of shipment in the country of export.
3. **Units of Quantity.** Weight, where shown, is the net weight of the goods, excluding the weight of such packing as is required for shipment, except in certain special cases otherwise defined in the Customs Tariff. The expression "ton" means 2,000 pounds, and "cwt." 100 pounds, avoirdupois. Where other units of quantity are used, Imperial standards apply.

In this report are items such as "engines, gas, n.o.p., and parts" which show a quantity in "number" as well as value. In these items the "number" refers only to the number of substantially complete articles imported, while the value includes also the value of any parts of the article imported. For such items the average value per unit cannot be ascertained.

4. **Coverage.** Statistics of imports include all goods which enter Canada and are cleared by customs officials for domestic sale or use. The series, therefore, includes goods which are cleared by customs immediately on entry into the country, and goods cleared out of customs warehouses; but excludes goods placed in customs warehouses on entering the country. The technical phrase "Imports entered for consumption" which is sometimes used to describe Canadian import statistics does not imply that all imports will actually be consumed in Canada, but only that they are free to be so consumed without further customs formalities.
5. **Exclusions.** Import statistics exclude gold, but include gold products where the value of the gold content is less than 80% of the value of the article. A small amount of gold scrap in the form of jewellers' sweepings is also included. Some goods for the use of United States forces stationed at treaty bases in Canada are excluded, as are ships of British construction and registry imported for use in Canada, ships purchased for use in foreign trade, bunker supplies and ships' stores purchased by Canadian vessels abroad, temporary imports for exhibition or competition, and Canadian-owned military equipment returned to Canada.
6. **Countries Credited.** Imports are usually credited to the country from which the goods were consigned to Canada. The country of consignment is the country from which goods have come to Canada without interruption of transit except in the course of transfer from one means of conveyance to another.

An exception to this rule is made in the case of imports of goods originating in Central or South America (including the Antilles and Bermuda) which are consigned to Canada from the United States. This class of imports is credited to the country in which the goods originated.

7. **Time Periods.** Import statistics for any month include all goods declared on import entries received at the Bureau of Statistics during the calendar month in question.
8. **Abbreviations.** Many descriptions of countries and articles used in this report are abbreviated or incomplete because of mechanical limitations. A key to abbreviations of countries appears in this report, and full descriptions of all articles appear in Volume III of the annual report "Trade of Canada". The letters "N.O.P." mean "not otherwise provided for".
9. **Revisions.** All statistics in this report are subject to revision. Revisions to previous reports are published on the coloured pages at the beginning of each monthly report.



## KEY TO ABBREVIATIONS OF COUNTRIES

Note:— The classification of Countries with a statement of the territorial limits used for statistical purposes will be found in Volume I of the Annual Report of the Trade of Canada.

Aden .....	Aden	Ireland .....	Ireland
Afghan .....	Afghanistan	Israel .....	Israel
Alaska .....	Alaska	Ital Afr .....	Italian Africa
Albania .....	Albania	Italy .....	Italy
Virgin Is .....	American Virgin Islands	Jamaica .....	Jamaica
Arabia .....	Arabia	Japan .....	Japan
Argentina .....	Argentina	Jordan .....	Jordan
Australia .....	Australia	Korea .....	Korea
Austria .....	Austria	Latvia .....	Latvia
Azores .....	Azores and Madeira	Lebanon .....	Lebanon
Bahamas .....	Bahamas	Leew Wind .....	Leeward and Windward Islands
Barbados .....	Barbados	Liberia .....	Liberia
Bel Congo .....	Belgian Congo	Libya .....	Libya
Belgium .....	Belgium and Luxembourg	Lithuania .....	Lithuania
Bermuda .....	Bermuda	Madagascar .....	Madagascar
Bolivia .....	Bolivia	Malaya .....	Malaya and Singapore
Brazil .....	Brazil	Malta .....	Malta
B E Afr .....	British East Africa	Mauritius .....	Mauritius and Seychelles
B Guiana .....	British Guiana	Mexico .....	Mexico
B Hond .....	British Honduras	Morocco .....	Morocco
Bulgaria .....	Bulgaria	Nethrlnds .....	Netherlands
Burma .....	Burma	Neth Ant .....	Netherlands Antilles
Canary Is .....	Canary Islands	New Zeal .....	New Zealand
Ceylon .....	Ceylon	Nicaragua .....	Nicaragua
Chile .....	Chile	Nigeria .....	Nigeria
China .....	China, except Taiwan	Norway .....	Norway
Colombia .....	Colombia	B E I Other .....	Other British East Indies
C Rica .....	Costa Rica	B Oceania .....	Other British Oceania
Cuba .....	Cuba	B S A Other .....	Other British South Africa
Czecho S .....	Czechoslovakia	B W A Other .....	Other British West Africa
Denmark .....	Denmark	Pakistan .....	Pakistan
Dom Rep .....	Dominican Republic	Panama .....	Panama
Ecuador .....	Ecuador	Paraguay .....	Paraguay
Egypt .....	Egypt	Peru .....	Peru
El Salvd .....	El Salvador	Phil .....	Philippines
Estonia .....	Estonia	Poland .....	Poland
Ethiopia .....	Ethiopia	Portugal .....	Portugal
Falkland .....	Falkland Islands	Port E Af .....	Portuguese East Africa
Finland .....	Finland	Port W Af .....	Portuguese West Africa
Fiji .....	Fiji	Port Asia .....	Portuguese Asia
France .....	France	P Rico .....	Puerto Rico
Fr Africa .....	French Africa	Rhod Nyas .....	Rhodesia and Nyasaland
Fr Guiana .....	French Guiana	Roumania .....	Roumania
Fr Oceana .....	French Oceania	U S S R .....	U.S.S.R. (Russia)
Fr W Ind .....	French West Indies	S Leone .....	Sierra Leone
Gambia .....	Gambia	Spain .....	Spain
Germany E .....	Germany, Eastern	Span Afr .....	Spanish Africa
Germany W .....	Germany, Federal Republic of	St. Pierre .....	St. Pierre and Miquelon
Gibraltar .....	Gibraltar	Sudan .....	Sudan
Ghana .....	Ghana	Surinam .....	Surinam
Greece .....	Greece	Sweden .....	Sweden
Greenland .....	Greenland	Switzrlnd .....	Switzerland
Guatemala .....	Guatemala	Syria .....	Syria
Haiti .....	Haiti (Republic of)	Taiwan .....	Taiwan (Formosa)
Hawaii .....	Hawaii	Thailand .....	Thailand (Siam)
Honduras .....	Honduras	Trinidad .....	Trinidad and Tobago
Hong Kong .....	Hong Kong	Turkey .....	Turkey
Hungary .....	Hungary	Un So Afr .....	Union of South Africa
Iceland .....	Iceland	U Kingdom .....	United Kingdom
India .....	India	U States .....	United States
IndoChina .....	Indo-China	U S Ocea .....	United States Oceania
Indonesia .....	Indonesia	Uruguay .....	Uruguay
Iran .....	Iran	Venezuela .....	Venezuela
Iraq .....	Iraq	Yugo Slav .....	Yugoslavia

## IMPORTS INTO CANADA FOR CONSUMPTION, BY COUNTRIES (EXCLUDING GOLD)

Countries	Month of April		Four Months ended April	
	1957	1958	1957	1958
<b>Commonwealth Countries</b>	<b>\$</b>	<b>\$</b>	<b>\$</b>	<b>\$</b>
United Kingdom .....	52,318,103	51,129,537	166,059,144	167,299,182
Aden .....	4,958	7,719	14,915	27,357
British East Africa .....	719,292	544,468	2,286,781	1,912,376
Mauritius and Seychelles .....	547,930	214,066	2,164,538	1,148,109
Rhodesia and Nyasaland .....	257,241	103,767	258,292	259,680
Union of South Africa .....	771,025	306,679	2,013,942	1,002,585
Other British South Africa .....	9	711	292	919
Gambia .....	-	-	-	-
Ghana .....	306,254	109,323	1,384,288	137,534
Nigeria .....	234,830	116,601	234,830	135,158
Sierra Leone .....	-	-	-	-
Other British West Africa .....	-	165	190	165
Ceylon .....	1,569,265	996,902	5,428,686	4,048,730
India .....	2,792,178	2,472,833	9,892,831	8,206,773
Malaya and Singapore .....	2,940,199	1,285,635	10,028,904	5,702,428
Pakistan .....	74,072	42,240	171,416	125,594
Other British East Indies .....	8,726	9,032	17,144	21,239
Bermuda .....	21,843	22,760	59,604	104,636
British Guiana .....	932,217	699,020	2,525,330	1,937,689
British Honduras .....	51,087	14,000	110,284	58,029
Bahamas .....	5,202	5,301	38,957	67,836
West Indies Federation .....	5,049,594	5,324,815	12,503,066	13,047,289
Barbados .....	( 438,922 )	( 109,838 )	( 1,156,476 )	( 605,998 )
Jamaica .....	( 4,045,680 )	( 3,915,529 )	( 9,023,902 )	(10,794,811 )
Leeward and Windward Islands .....	( 184,799 )	( 1,082,271 )	( 252,481 )	( 1,131,626 )
Trinidad and Tobago .....	( 380,193 )	( 217,177 )	( 2,070,207 )	( 514,854 )
Falkland Islands .....	-	-	-	1,548
Gibraltar .....	251	-	6,251	236
Hong Kong .....	601,582	781,726	2,082,964	2,659,534
Malta .....	4,627	6,090	21,608	20,132
Australia .....	927,002	1,948,230	6,031,628	6,962,177
Fiji .....	20	559,469	852,338	2,467,975
New Zealand .....	2,067,222	2,244,423	3,515,019	3,781,429
Other British Oceania .....	-	160,060	-	160,060
<b>Total Commonwealth Countries</b> .....	<b>72,224,729</b>	<b>69,105,572</b>	<b>227,703,242</b>	<b>221,296,399</b>
<b>Foreign Countries</b>				
Afghanistan .....	-	-	-	-
Albania .....	-	-	-	-
Arabia .....	-	5,449,963	1,247,163	18,634,722
Argentina .....	415,086	465,500	1,227,883	1,136,587
Austria .....	339,574	445,105	1,321,414	1,408,337
Belgium and Luxembourg .....	5,468,219	2,295,408	13,736,311	7,925,594
Belgian Congo .....	82,509	50,138	1,094,060	212,279
Bolivia .....	12,742	6,107	23,008	67,838
Brazil .....	2,900,555	1,693,792	10,934,265	8,097,236
Bulgaria .....	1	-	1	1,970
Burma .....	-	-	55	396
Chile .....	548,025	152,736	910,515	379,649
China (except Taiwan) .....	593,252	586,778	2,663,426	2,126,597
Taiwan .....	12,675	4,742	48,749	43,981
Colombia .....	1,614,026	1,092,609	6,251,031	5,773,797
Costa Rica .....	890,549	545,540	2,731,322	1,909,324
Cuba .....	694,616	746,271	2,982,120	2,044,544
Czechoslovakia .....	724,669	432,287	1,827,530	1,223,931
Denmark .....	858,164	679,470	1,989,767	1,794,248
Greenland .....	982	92	3,449	92
Dominican Republic .....	43,655	278,662	314,170	1,355,870
Ecuador .....	164,979	214,867	719,528	1,161,487
Egypt .....	4,433	64,361	32,631	97,076
El Salvador .....	94,029	139,844	393,014	418,571
Estonia .....	-	30	1,998	36
Ethiopia .....	-	6,930	11,440	6,950
Finland .....	12,088	93,484	89,955	151,960
France .....	3,722,296	3,409,265	9,817,759	8,690,707
French Africa .....	75,230	100,423	179,765	149,858
Indo-China .....	2	22	1,042	2,301
French Guiana .....	-	-	-	-
French Oceania .....	-	-	-	120
French West Indies .....	-	-	-	-
Madagascar .....	1,860	3,256	6,848	9,706
St. Pierre and Miquelon .....	1,863	910	20,278	2,180

Countries	Month of April		Four Months ended April	
	1957	1958	1957	1958
	\$	\$	\$	\$
<b>Foreign Countries - Concluded</b>				
Germany, Federal Republic of .....	9,612,147	8,598,456	28,143,065	28,494,638
Germany, Eastern .....	44,404	61,927	149,245	228,567
Greece .....	19,201	30,226	98,014	86,811
Guatemala .....	383,472	140,166	1,995,585	957,040
Haiti .....	101,948	111,616	271,770	561,245
Honduras .....	203,783	591,684	1,760,938	1,279,266
Hungary .....	25,882	152,135	187,539	239,131
Iceland .....	113	5,200	5,554	5,690
Iran .....	34,700	59,268	144,857	346,150
Iraq .....	-	1,886	98,984	968,873
Ireland .....	54,218	144,938	164,464	337,622
Israel .....	160,835	61,326	589,531	697,043
Italy .....	2,668,072	2,592,126	8,092,175	7,332,126
Italian Africa .....	-	-	-	585
Japan .....	5,871,519	5,883,538	20,715,461	18,962,623
Jordan .....	-	-	1,778	79
Korea .....	1	550	1	21,926
Latvia .....	-	-	-	105
Lebanon .....	127	14,165	2,265	19,686
Liberia .....	-	-	-	66
Libya .....	-	-	-	65
Lithuania .....	-	-	-	-
Mexico .....	2,427,151	3,162,010	6,150,521	12,218,753
Morocco .....	14,352	8,896	49,797	40,055
Netherlands .....	2,814,690	3,696,044	6,883,130	7,948,193
Indonesia .....	68,002	24,443	384,392	101,248
Surinam .....	147,280	150,807	633,608	500,295
Netherlands Antilles .....	2,132,978	1,200,193	7,284,400	8,697,263
Nicaragua .....	114,902	2,268,055	129,550	2,381,252
Norway .....	474,047	278,221	964,809	739,523
Panama .....	603,659	574,917	1,909,993	2,585,141
Paraguay .....	14,186	41,841	47,610	111,455
Peru .....	223,933	43,936	962,438	454,427
Philippines .....	139,115	60,920	1,574,413	1,049,598
Poland .....	62,662	102,655	312,502	231,590
Portugal .....	199,625	228,809	545,892	704,530
Azores and Madeira .....	14,263	17,655	33,200	46,964
Portuguese East Africa .....	100	-	100	2,852
Portuguese West Africa .....	-	-	-	1,976
Portuguese Asia .....	-	-	-	933
Roumania .....	90	944	182	1,040
Spain .....	441,931	442,581	1,280,812	1,375,573
Canary Islands .....	2,014	-	6,622	1,588
Spanish Africa .....	-	-	-	-
Sudan .....	-	4,859	-	12,467
Sweden .....	1,391,246	1,371,546	5,558,255	4,091,695
Switzerland .....	2,259,832	1,941,804	7,123,644	8,068,490
Syria .....	637	90	11,050	17,349
Thailand .....	34,724	27,457	300,805	130,943
Turkey .....	41,079	17,396	133,091	84,893
U.S.S.R. (Russia) .....	9,798	21,722	48,518	48,148
United States .....	392,771,951	313,981,629	1,422,049,399	1,173,206,557
Alaska .....	369,501	356,023	1,019,827	1,295,463
American Virgin Islands .....	4,500	-	5,175	155
Hawaii .....	601,415	448,329	1,179,608	1,334,020
Puerto Rico .....	41,850	75,776	244,964	216,898
United States Oceania .....	-	-	-	-
Uruguay .....	62,849	-	259,580	1,849
Venezuela .....	19,013,458	12,261,422	78,593,492	64,032,017
Yugoslavia .....	33,443	17,403	136,299	149,656
<b>Total Foreign Countries .....</b>	<b>464,987,764</b>	<b>380,236,182</b>	<b>1,668,819,401</b>	<b>1,417,252,130</b>
<b>GRAND TOTAL .....</b>	<b>537,212,493</b>	<b>449,341,754</b>	<b>1,896,522,643</b>	<b>1,638,548,529</b>

IMPORTS INTO CANADA FOR CONSUMPTION FROM ALL COUNTRIES, FROM THE UNITED KINGDOM  
AND FROM THE UNITED STATES, BY MAIN GROUPS (EXCLUDING GOLD)

Main Groups	Month of April		Four Months ended April	
	1957 \$	1958 \$	1957 \$	1958 \$
<b>ALL COUNTRIES</b>				
Agricultural and Vegetable Products (except Chemicals, Fibres and Wood) .....	55,835,671	53,339,388	191,037,052	183,945,421
Animals and Animal Products (except Chemicals and Fibres) .....	11,796,818	12,519,296	43,098,805	42,145,505
Fibres, Textiles and Textile Products .....	39,182,924	35,288,798	148,189,792	132,512,351
Wood, Wood Products and Paper .....	20,156,937	18,277,230	77,238,825	75,675,237
Iron and Its Products .....	231,801,010	173,783,945	794,957,109	619,355,126
Non-Ferrous Metals and Their Products .....	40,867,510	35,827,562	157,115,468	136,908,475
Non-Metallic Minerals and Their Products (except Chemicals) .....	60,440,417	44,666,937	221,427,312	188,930,822
Chemicals and Allied Products .....	27,900,652	26,017,912	99,974,473	90,616,514
Miscellaneous Commodities .....	49,230,554	49,620,686	163,483,807	168,459,078
Total .....	537,212,493	449,341,754	1,896,522,643	1,638,548,529
<b>UNITED KINGDOM</b>				
Agricultural and Vegetable Products (except Chemicals, Fibres and Wood) .....	2,468,654	2,989,940	7,703,158	9,389,225
Animals and Animal Products (except Chemicals and Fibres) .....	1,369,537	1,369,712	4,993,099	5,566,664
Fibres, Textiles and Textile Products .....	10,766,473	7,002,588	36,670,124	28,133,967
Wood, Wood Products and Paper .....	577,443	681,993	1,810,404	2,211,858
Iron and Its Products .....	20,567,798	21,539,638	61,010,762	66,218,798
Non-Ferrous Metals and Their Products .....	6,097,882	6,141,811	21,238,047	20,213,396
Non-Metallic Minerals and Their Products (except Chemicals) .....	3,128,393	2,649,473	8,632,274	8,084,712
Chemicals and Allied Products .....	2,624,332	1,865,870	7,020,830	6,225,170
Miscellaneous Commodities .....	4,717,591	6,888,512	16,980,446	21,255,392
Total .....	52,318,103	51,129,537	166,059,144	167,299,182
<b>UNITED STATES</b>				
Agricultural and Vegetable Products (except Chemicals, Fibres and Wood) .....	28,989,107	27,019,680	102,029,856	96,794,152
Animals and Animal Products (except Chemicals and Fibres) .....	6,775,610	5,847,301	28,172,762	24,772,482
Fibres, Textiles and Textile Products .....	19,369,430	18,523,934	80,838,322	72,348,220
Wood, Wood Products and Paper .....	18,079,363	15,965,108	70,703,208	68,076,650
Iron and Its Products .....	194,930,259	142,637,695	689,779,387	523,111,307
Non-Ferrous Metals and Their Products .....	27,712,214	23,459,759	114,038,083	95,287,792
Non-Metallic Minerals and Their Products (except Chemicals) .....	33,403,154	20,812,088	116,105,728	81,603,649
Chemicals and Allied Products .....	23,411,042	22,344,589	88,035,246	79,527,505
Miscellaneous Commodities .....	40,101,772	37,371,475	132,346,807	131,684,800
Total .....	392,771,951	313,981,629	1,422,049,399	1,173,206,557

IMPORTS INTO CANADA FOR CONSUMPTION

Articles and Countries from which Imported	MONTH OF APRIL 1958		FOUR MONTHS ENDED APRIL 1958		Class Number
	Quantities	Values (\$)	Quantities	Values (\$)	
<u>GROUP 1</u>					
<u>AGRICULTURAL PRODUCTS</u>					
<u>A MAINLY FOOD</u>					
APPLES FRESH	381 ALASKA 400 U STATES	LB 1500 145 7092201 421520	5000 449 24097599 1195016		1
APRICOTS QUINCES FRESH	312 CHILE 400 U STATES	LB 9513 1368	51229 9474 9513 1368		2
BANANAS	222 B HOND 314 COLOMBIA 315 C RICA 316 CUBA 320 DOM REP 321 ECUADOR 337 GUATEMALA 339 HONDURAS 361 PANAMA 381 ALASKA 400 U STATES	CWT 192 2185 58070 438774 669 4056 37849 179958 5445 28448 91904 537302 90885 574565	591 6812 1980 11533 201610 1588129 22 268 4788 30382 165106 972360 42868 283292 196724 1205210 374136 2558154 14 204 32 296		3
CHERRIES FRESH	304 ARGENTINA 312 CHILE	LB 285014 1765288	987871 6656640 720 279 1885 828		4
CRANBERRIES FRESH	400 U STATES	LB 9400 1774	91572 16281 9400 1774		5
GRAPEFRUIT FRESH	231 HONG KONG 400 U STATES	LB 10947981 572321	5084 424 51200290 2277988		6
GRAPES FRESH	304 ARGENTINA 312 CHILE 381 ALASKA 400 U STATES	LB 249062 48363 370 60 1325883 174145 1575315 222568	4260 1418 446863 93734 1475 204 14502261 1292396 14954859 1387752		7
GUAVAS MANGOES PLANTAINS FRESH					8
LEMONS FRESH	400 U STATES	LB 2160768 154340	9953577 669564 2160768 154340		9
LIMES FRESH	352 MEXICO 400 U STATES	LB 240 82 7880 1732 8120 1814	240 82 25671 4639 25911 4721		10
MUSKMELONS CANTALOUPE FRESH	304 ARGENTINA 312 CHILE 316 CUBA 352 MEXICO 400 U STATES	LB 5800 488 118073 9388 3600 176 1046776 77349 39845 4145 1214094 91546	7050 624 414610 31452 3600 176 1190293 90096 79111 9409 1694664 131757		11
MELONS FRESH N O P	316 CUBA 352 MEXICO 400 U STATES	NO 46612 31290 4446 2020 51058 33310	128 299 48293 32957 11966 4792 60387 38048		12
ORANGES MANDARINES FRESH	100 U KINGDOM 231 HONG KONG 344 ITALY 352 MEXICO 360 ISRAEL 372 SPAIN 381 ALASKA 393 TAIWAN 400 U STATES	CU FT 212688 493908 30 140 527653 1988925 740371 2482973	1871 4053 42 140 1800 2989 912401 1805934 117008 277102 36374 62174 100 472 5762 25603 2351270 7665588 3426628 9844055		13
PEACHES FRESH	312 CHILE 400 U STATES	LB 31060 6758 8678 1997 39738 8755			14
PEARS FRESH	304 ARGENTINA 312 CHILE 400 U STATES	LB 15035 1660 500 70 1357872 104934 1373407 106664	17035 1969 500 70 4570983 348116 4588518 350155		15
PINEAPPLES FRESH	316 CUBA 383 HAWAII 384 P RICO 400 U STATES	LB 2212358 118731 236960 10593 74160 4569 14680 1073 2538158 134966	4183531 221572 301082 14923 117340 7489 51608 3505 4653561 247489		16

## IMPORTS INTO CANADA FOR CONSUMPTION

Articles and Countries from which Imported	MONTH OF APRIL 1958		FOUR MONTHS ENDED APRIL 1958		Class Number
	Quantities	Values (\$)	Quantities	Values (\$)	
PLUMS OR PRUNES FRESH	LB				17
304 ARGENTINA			9 280	1601	
312 CHILE	1570	289	74 365	17370	
400 U STATES	3985	576	28644	5162	
	5555	865	112289	24133	
BERRIES FRESH N O P	LB				18
400 U STATES			13 404	2791	
			13 404	2791	
STRAWBERRIES FRESH	LB				19
400 U STATES	328243	107804	334675	110343	
	328243	107804	334675	110343	
FRESH FRUITS N O P					20
383 HAWAII		502		772	
400 U STATES		18467		64594	
		18969		65366	
APPLES DRIED	LB				31
400 U STATES	26255	10949	101435	25837	
	26255	10949	101435	25837	
APRICOTS NECTARINES DRIED	LB				32
372 SPAIN			12125	3493	
400 U STATES	62676	30179	254067	118010	
	62676	30179	266192	121503	
BANANAS DRIED	LB				33
400 U STATES			2000	2081	
			2000	2081	
CURRENTS DRIED	LB				34
234 AUSTRALIA			425320	68642	
400 U STATES	5550	1011	9345	1662	
	5550	1011	434665	70304	
DATES	LB				36
100 U KINGDOM	35000	2674	35000	2674	
231 HONG KONG	300	73	1911	519	
342 IRAN	35000	2622	3937414	267692	
343 IRAQ	20950	1886	5727270	348089	
400 U STATES	141305	18258	567739	92822	
	232555	25513	10269334	711796	
FIGS DRIED AND FIG PASTE	LB				37
336 GREECE			1000	104	
400 U STATES	99447	20338	723788	117510	
	99447	20338	724788	117614	
PEACHES DRIED	LB				38
400 U STATES	12746	3361	64419	18188	
	12746	3361	64419	18188	
PRUNES OR PLUMS DRIED UNPITTED	LB				39
400 U STATES	1899875	305956	5332881	887627	
	1899875	305956	5332881	887627	
PEARS DRIED	LB				40
400 U STATES	2040	686	18359	5894	
	2040	686	18359	5894	
RAISINS	LB				41
234 AUSTRALIA	38340	6537	2835180	473437	
400 U STATES	1239072	250756	4857175	931747	
	1277412	257293	7692355	1405184	
FRUITS DRIED N O P	LB				42
231 HONG KONG	2746	997	7860	3549	
400 U STATES	49726	16021	173963	57234	
	52472	17018	181823	60783	
RASPBERRIES FROZEN 1LB OR LESS	LB				43
400 U STATES	300	78	129056	39422	
	300	78	129056	39422	
RASPBERRIES FROZEN OVER 1 LB	LB				44
400 U STATES	400	97	132213	40190	
	400	97	132213	40190	
STRAWBERRIES FROZN 1LB OR LESS	LB				45
400 U STATES	304318	59833	1617401	342779	
	304318	59833	1617401	342779	
STRAWBERRIES FROZEN DVER 1 LB	LB				46
352 MEXICO	424000	59380	424000	59380	
354 NETHRLNDS	205621	39920	205621	39920	
400 U STATES	291585	45627	1134148	191935	
	921206	144927	1763769	291235	
FRUITS N O P FROZN 1LB OR LESS	LB				47
383 HAWAII			2400	760	
400 U STATES	20828	5320	78023	19642	
	20828	5320	80423	20402	
FRUITS N O P FROZEN OVER 1 LB	LB				48
400 U STATES	140974	20346	382301	57022	
	140974	20346	382301	57022	
APRICOTS CANNED	LB				49
100 U KINGDOM	3130	591	4460	836	
207 UN SO AFR	70575	10130	70575	10130	
234 AUSTRALIA	6905	993	21755	2859	
372 SPAIN	5500	610	5500	610	
400 U STATES	593656	83572	1286663	172596	
	679766	95896	1388953	187031	
PEACHES CANNED	LB				50
234 AUSTRALIA	14682	2070	15722	2219	
400 U STATES	442251	470868	7420174	816898	
	4436933	472938	7435896	819117	
CHERRIES SULPHURED OR IN BRINE	LB				51
344 ITALY	517629	90193	1061639	189141	
354 NETHRLNDS			17454	1680	
372 SPAIN	30008	3416	30008	3416	
400 U STATES			9701	2092	
	547637	93609	1118802	196329	

IMPORTS INTO CANADA FOR CONSUMPTION

Articles and Countries from which Imported	MONTH OF APRIL 1958		FOUR MONTHS ENDED APRIL 1958		Class Number	
	Quantities	Values (\$)	Quantities	Values (\$)		
OLIVES SULPHURED OR IN BRINE	LB				52	
312 CHILE			9 000	12 67		
328 FR AFRICA	7 3853	9 218	101 353	12 468		
336 GREECE	14 000	2 729	30 457	5 512		
353 MOROCCO	10 000	1 378	12 833	3 248		
372 SPAIN	5 779 45	11 225 2	16 515 32	36 521 3		
400 U STATES	2 614 16	5 435 8	7 069 06	15 116 9		
	9 372 14	1 799 35	2 512 081	5 388 77		
LEMON ORANGE GRAPE FRUIT RINDS					53	
100 U KINGDOM				3 31		
231 HONG KONG		6 5		9 81		
344 ITALY				18 460		
372 SPAIN				2 36		
384 P RICO		4 512		8 856		
400 U STATES		6 549		1 794 6		
		11 126		4 681 0		
MARMALAOES CANNED	LB				54	
100 U KINGDOM	1 574 54	3 003 35	6 056 73	11 483 2		
224 JAMAICA	6 960	5 65	33 360	2 710		
375 SWEDEN	1 087	5 40	1 087	5 40		
400 U STATES			13 138	2 893		
	1 655 01	3 114 0	6 532 58	12 097 5		
PEARS IN CANS	LB				55	
234 AUSTRALIA	7 346	10 21	18 071	2 566		
400 U STATES	8 188 76	11 613 1	14 787 78	21 475 7		
	8 262 22	11 715 2	14 968 49	21 732 3		
PINEAPPLE IN CANS	LB				56	
207 UN SO AFR			4 800	7 81		
218 MALAYA	4 420 25	4 571 4	12 819 50	13 148 1		
234 AUSTRALIA	1 768 68	3 070 3	19 148 3	3 320 8		
352 MEXICO	3 404 10	3 260 6	41 501 0	3 996 1		
383 HAWAII	1 620 597	2 229 56	52 099 43	71 869 2		
393 TAIWAN			36 000	2 479		
400 U STATES	5 912	2 565	10 137	3 457		
	2 585 812	3 345 44	71 493 23	93 005 9		
FRUITS IN CANS N O P	LB				57	
100 U KINGDOM			5 090	1 531		
231 HONG KONG			5 60	1 35		
335 GERMANY W			3 44	1 01		
344 ITALY	2 645 5	3 283	26 826	3 358		
347 JAPAN	6 470 74	7 487 6	13 646 23	14 075 6		
354 NETHRLNDS	7 830 0	11 186	78 750	11 248		
375 SWEDEN			6 75	1 86		
381 ALASKA			1 50	54		
400 U STATES	4 950 15	6 700 1	13 738 54	18 205 3		
	12 468 44	1 563 46	28 508 72	33 942 2		
CHERRIES FROZEN 1LB OR LESS	LB				58	
CHERRIES FROZEN OVER 1LB	LB					
400 U STATES	4 526 30	5 416 4	17 511 67	22 978 0	59	
	4 526 30	5 416 4	17 511 67	22 978 0		
FRUITS NUTS PICKLED PRESERVED	GAL				60	
100 U KINGDOM	5 49	2 402	1 483	6 862		
215 INDIA	6 7	1 96	911	19 38		
231 HONG KONG	6 63	1 712	2 204	6 093		
316 CUBA	3 000	1 691	12 143	9 551		
336 GREECE	7 2	4 60	8 22	15 32		
344 ITALY			2 3	1 88		
347 JAPAN			90	1 54		
353 MOROCCO			1 221	1 323		
354 NETHRLNDS	1 364	1 587	1 453	1 688		
400 U STATES	2 330	5 700	14 586	29 596		
	8 045	13 748	34 936	58 925		
FRUIT PULP N O P	LB				61	
231 HONG KONG			3 250	5 79		
316 CUBA			12 000	8 28		
344 ITALY			11 770	8 93		
352 MEXICO	14 557 0	13 060	18 249 2	16 587		
354 NETHRLNDS	11 912 3	15 135	12 052 7	15 238		
372 SPAIN	6 053 0	6 427	60 530	6 427		
383 HAWAII	4 707 5	5 621	16 884 3	19 069		
400 U STATES	9 949 0	14 046	37 460 8	46 108		
	4 717 88	5 428 9	93 402 0	10 572 9		
JELLIES JAMS	LB					62
100 U KINGDOM	2 435 72	5 383 1	58 481 6	12 931 1		
224 JAMAICA			7 200	1 139		
306 BELGIUM			6 79	1 82		
326 FINLAND			1 151	5 41		
335 GERMANY W	7 311	1 949	12 650	28 11		
354 NETHRLNDS	8 64	1 81	21 164	3 994		
375 SWEDEN	1 260	3 33	1 260	3 33		
376 SWITZRLNO	1 940	6 87	2 564	8 85		
383 HAWAII			2 88	1 52		
400 U STATES	2 978 7	7 362	15 846 9	38 797		
	28 473 4	64 343	79 024 1	178 145		
GRAPEFRUIT ORANGE LEMON PULP	LB				63	
328 FR AFRICA			6 667	6 29		
352 MEXICO			5 906	5 30		
400 U STATES	7 307 0	7 213	15 597 0	13 473		
	7 307 0	7 213	16 854 3	14 632		
MIXED FRUITS IN CANS	LB				64	
100 U KINGDOM	3 70	6 8	1 110	20 6		
231 HONG KONG	3 00	5 3	3 00	5 3		
400 U STATES	5 650 601	7 668 15	11 409 087	15 796 62		
	5 651 271	7 669 36	11 410 497	15 799 21		

## IMPORTS INTO CANADA FOR CONSUMPTION

Articles and Countries from which Imported	MONTH OF APRIL 1958		FOUR MONTHS ENDED APRIL 1958		Class Number
	Quantities	Values (\$)	Quantities	Values (\$)	
ORANGE JUICE CONCENTRATED FROZ 400 U STATES	GAL 175816	767901	707197	2818381	65
	175816	767901	707197	2818381	
FRUIT JUICE NOP CONCENTRD FROZ 383 HAWAII 400 U STATES	GAL 4071 33526	12112 94672	6996 75656	19283 220963	66
	37597	106784	82652	240246	
LEMON JUICE CONCENTRATED FROZ 400 U STATES	GAL 25246	46045	41147	79353	67
	25246	46045	41147	79353	
LEMON JUICE EXCEPT CONCENTRATD 100 U KINGDOM 335 GERMANY W 400 U STATES	GAL 727 16705	3192 31113	1582 40330	7314 79738	68
	17432	34305	41959	87416	
ORANGE JUICE EXCEPT CONCENTRTD 100 U KINGDOM 400 U STATES	GAL 75 775450	100 716327	75 3003751	100 2521164	69
	775525	716427	3003826	2521264	
PECTIN 100 U KINGDOM 318 DENMARK 400 U STATES	LB 8231	10622	42400 8300 62659	1437 8181 93145	70
	8231	10622	113359	102763	
LEMON JUICE CONCENTRATED FRESH 344 ITALY 400 U STATES	GAL 375 6556	1880 21935	582 28755	2905 96711	71
	6931	23815	29337	99616	
ORANGE JUICE CONCENTRATD FRESH 352 MEXICO 400 U STATES	GAL 834 17275	2744 60805	4479 49882	14242 180662	72
	18109	63549	54361	194904	
GRAPE JUICE OVER 1 GALLON 327 FRANCE 400 U STATES	GAL 4235 6542		8141 16556		73
			10777	24697	
LIME JUICE NOT REFINED 228 LEEW WIND	GAL 1295		1554		74
			1295	1554	
BLENDED FRUIT JUICES 400 U STATES	GAL 404866	373094	1253991	986496	76
	404866	373094	1253991	986496	
FRUIT JUICE NOP EXCEPT CONCENT 100 U KINGDOM 228 LEEW WIND 327 FRANCE 354 NETHRLNDS 383 HAWAII 400 U STATES	GAL 1891 84 50 25794	2991 163 165 32115	3777 212 84 89 98 82237	5934 192 163 304 110 96695	77
	27819	35434	86497	103398	
GRAPEFRUIT JUICE EXCEPT CONCEN 400 U STATES	GAL 275561	201777	1041649	706033	78
	275561	201777	1041649	706033	
PINEAPPLE JUICE EXCEPT CONCENT 207 UN SO AFR 352 MEXICO 383 HAWAII	GAL 1050 127668	686 78312	600 383247	389 243969	79
	128718	78998	384897	245044	
FRUIT SYRUPS CONC JUICES N O P 100 U KINGDOM 234 AUSTRALIA 306 BELGIUM 326 FINLAND 327 FRANCE 335 GERMANY W 344 ITALY 354 NETHRLNDS 376 SWITZRLND 383 HAWAII 400 U STATES	GAL 1172 72 716 1173 233 15326 35128	2541 1017 2095 2609 838 50225 121223	2567 120 38 292 72 879 1436 1165 17 15326 69004	4984 1707 103 966 1017 2794 3306 4616 94 50225 233265	80
	53820	180548	90916	303077	
COCOANUTS 222 B HOND 228 LEEW WIND 316 CUBA 320 DOM REP 339 HONDURAS 384 P RICO 400 U STATES	NO 500	52	1500 5500 7750 4970	164 550 656 415	81
			21250 164675 2000	1585 20372 1691	
	188425	12487	393620	26116	
COCOANUT DESICCATED 217 CEYLON 364 PHIL 400 U STATES	LB 122575 50000	12829 6071	717525 156500	67515 20044	83
	228624	60235	1222175	288772	
	401199	79135	2096200	376331	
COPRA NOT PREPARED 237 B OCEANIA 364 PHIL	LB 2240000	160060	2240000 9133345	160060 753000	84
	2240000	160060	11373345	913060	
ALMONDS NOT SHELLED 372 SPAIN	LB 118267	22702	118267	22702	91
	118267	22702	118267	22702	
BRAZIL NUTS NOT SHELLED 309 BRAZIL	LB 11001		1400		92
			11001	1400	



IMPORTS INTO CANADA FOR CONSUMPTION

Articles and Countries from which Imported	MONTH OF APRIL 1958		FOUR MONTHS ENDED APRIL 1958		Class Number
	Quantities	Values (\$)	Quantities	Values (\$)	
FILBERTS HAZEL NOT SHELLLED 344 ITALY	LB 64800	11858	64800	11858	93
PEANUTS GREEN SHELLLED OR NOT	LB				94
100 U KINGDOM	336101	40892	336101	40892	
207 UN SO AFR	49500	6000	382140	43429	
313 CHINA	2285200	256756	4734472	533550	
333 MADAGASCAR			55556	6312	
352 MEXICO	2478876	260508	5427119	564343	
354 NETHRLNDS	1519025	181429	2233520	256218	
400 U STATES	1990031	226039	7384971	778029	
	8658733	971624	20553879	2222773	
PECANS NOT SHELLLED	LB				95
WALNUTS NOT SHELLLED	LB				96
313 CHINA	56896	8288	56896	8288	
344 ITALY	1250	288	1250	288	
400 U STATES	120000	27048	120405	27275	
	178146	35624	178551	35851	
OTHER NUTS NOT SHELLLED	LB				97
231 HONG KONG			3271	473	
400 U STATES	23620	9939	89488	38706	
	23620	9939	92759	39179	
ALMONDS SHELLLED	LB				101
100 U KINGDOM	8400	4848	27720	16353	
231 HONG KONG	114	105	401	349	
344 ITALY			17920	7820	
366 PORTUGAL	11200	5755	34018	16979	
372 SPAIN	291059	134812	399036	186110	
400 U STATES	7175	5321	82319	53673	
	317948	150841	561414	281284	
PEANUTS N O P	LB				102
100 U KINGDOM			144	67	
218 MALAYA			2880	974	
231 HONG KONG	4580	1284	10738	3289	
313 CHINA			50000	8567	
400 U STATES	5985	2124	15663	6361	
	10565	3408	79425	19258	
WALNUTS SHELLLED	LB				103
215 INDIA	13440	5700	46440	15969	
231 HONG KONG	44000	14939	115500	41408	
313 CHINA	689370	235232	3122020	1107871	
342 IRAN	136038	47400	172304	60391	
344 ITALY	6875	3588	6875	3588	
400 U STATES	610	353	51869	27392	
	890333	307212	3515008	1256619	
OTHER NUTS SHELLLED	LB				104
100 U KINGDOM			420	190	
231 HONG KONG	2799	296	3349	547	
313 CHINA	7096	2169	7096	2169	
344 ITALY			3307	451	
347 JAPAN			83	93	
400 U STATES	18031	11673	62266	43664	
	27926	14138	76521	47114	
BRAZIL NUTS SHELLLED	LB				105
308 BOLIVIA	15180	6104	55020	23111	
309 BRAZIL	6666	2302	50358	21403	
363 PERU	2046	940	12804	5624	
	23892	9346	118182	50138	
CASHEW NUTS SHELLLED	LB				106
215 INDIA	100000	43698	304000	134039	
400 U STATES	48422	22232	94035	48630	
	148422	65930	398035	182669	
PECANS SHELLLED	LB				107
400 U STATES	84037	79760	336835	317953	
	84037	79760	336835	317953	
FILBERTS SHELLLED	LB				108
335 GERMANY W	87696	31975	87696	31975	
344 ITALY	129406	64581	147043	72382	
354 NETHRLNDS			55125	15615	
376 SWITZRLND	56603	22333	56603	22333	
379 TURKEY			43770	15834	
400 U STATES	300	170	83991	40101	
	274005	119059	474228	198240	
ASPARAGUS FRESH	LB				111
400 U STATES	1901522	246614	2623257	393988	
	1901522	246614	2623257	393988	
BEANS GREEN FRESH	LB				112
352 MEXICO	4335	980	45785	8091	
400 U STATES	1094387	105773	1390005	146418	
	1098722	106753	1435790	154509	
BEETS FRESH EXCEPT SUGAR BEETS	LB				114
400 U STATES	737317	25752	2142304	75729	
	737317	25752	2142304	75729	
CABBAGE FRESH	LB				115
354 NETHRLNDS	26400	1028	26400	1028	
400 U STATES	12638678	401545	44081223	1488824	
	12665078	402573	44107623	1489852	
CARROTS FRESH	LB				116
400 U STATES	15378090	426073	46943709	1647381	
	15378090	426073	46943709	1647381	
CAULIFLOWER FRESH	LB				117
400 U STATES	2405731	179900	10404228	663291	
	2405731	179900	10404228	663291	
CELERY FRESH	LB				118
400 U STATES	9850299	726235	43725916	2267421	
	9850299	726235	43725916	2267421	

## IMPORTS INTO CANADA FOR CONSUMPTION

Articles and Countries from which Imported	MONTH OF APRIL 1958		FOUR MONTHS ENDED APRIL 1958		Class Number
	Quantities	Values (\$)	Quantities	Values (\$)	
CUCUMBERS FRESH	LB				119
316 CUBA	300	56	178221	27715	
352 MEXICO			55994	6583	
400 U STATES	269756	33416	2109831	300152	
	270056	33472	2344046	334450	
LETTUCE FRESH	LB				120
400 U STATES	19192537	781449	63523055	2379236	
	19192537	781449	63523055	2379236	
MUSHROOMS TRUFFLES FRESH	LB				121
100 U KINGDOM			110	60	
231 HONG KONG	254	973	697	2002	
312 CHILE			238	286	
327 FRANCE			3750	2409	
335 GERMANY W			62	211	
347 JAPAN	9975	16200	15089	27337	
400 U STATES	207567	55347	453067	129635	
	217796	72520	473013	161940	
ONIONS FRESH	LB				122
100 U KINGDDM	42056	1644	42056	1644	
234 AUSTRALIA	924287	22964	924287	22964	
312 CHILE	2196287	78284	3079934	115805	
322 EGYPT	2464446	59765	2464446	59765	
352 MEXICO	750	69	56600	4311	
354 NETHRLNDS	5512	144	5512	144	
372 SPAIN			217815	4894	
400 U STATES	3276941	209089	14388265	716395	
	8910279	371959	21178915	925922	
PEAS GREEN FRESH	LB				123
352 MEXICO	67015	4342	516310	38080	
400 U STATES	191944	14589	297729	28974	
	258959	18931	814039	67054	
POTATOES SWEET AND YAMS FRESH	CWT				124
231 HONG KONG			141	1130	
400 U STATES	7206	68658	31191	273235	
	7206	68658	31332	274365	
POTATOES FRESH EXCEPT SEED	CWT				125
400 U STATES	63611	286766	183803	660348	
	63611	286766	183803	660348	
SPINACH FRESH	LB				126
352 MEXICO	18168	742	55344	2272	
400 U STATES	1172212	75395	4812271	327513	
	1190380	76137	4867615	329785	
TOMATOES FRESH	LB				127
224 JAMAICA			28310	3853	
227 BAHAMAS			148440	23991	
316 CUBA	200	68	30098	7298	
352 MEXICO	11926059	1335334	40553982	3974226	
381 ALASKA			912	196	
400 U STATES	284211	50964	3566162	425244	
	12210470	1386366	44327904	4434808	
VEGETABLES FRESH N O P	LB				128
231 HONG KONG	28360	2104	128836	9035	
306 BELGIUM			609	247	
312 CHILE	4140	766	15825	3099	
316 CUBA			7590	1825	
321 ECUADOR			625	85	
352 MEXICO	53108	10812	125547	30993	
383 HAWAII	450	114	1050	255	
400 U STATES	4620769	378479	20032531	1759050	
	4706827	392275	20312613	1804589	
VEGETABLES FROZEN 1 LB OR LESS	LB				129
400 U STATES	1150473	222545	3688695	687136	
	1150473	222545	3688695	687136	
VEGETABLES FROZEN OVER 1 LB	LB				130
400 U STATES	492636	66736	2392755	319606	
	492636	66736	2392755	319606	
MUSTARD LIQUIO					131
100 U KINGDOM				84	
327 FRANCE		1363		2614	
335 GERMANY W		1341		3056	
354 NETHRLNOS		365		803	
400 U STATES		1769		4173	
		4838		10730	
PASTE HASH VEGETABLE MEAT FISH	LB				132
100 U KINGDOM	3790	3439	4285	3810	
231 HONG KONG	612	358	2358	1289	
318 DENMARK			772	290	
327 FRANCE	3264	826	3735	1028	
344 ITALY	225	353	2172	1432	
347 JAPAN			444	72	
354 NETHRLNDS	306	126	306	126	
359 NORWAY	2202	568	3860	891	
376 SWITZRLND			1100	187	
400 U STATES	300463	55315	1650460	373101	
	310862	60985	1669492	382226	
POTATOES ORIEO	LB				133
100 U KINGDOM	84250	24293	119000	32657	
327 FRANCE			4409	915	
354 NETHRLNOS			4488	1405	
400 U STATES	57650	14722	130586	30118	
	141900	39015	258483	65095	
VEGETABLES DRIED N O P	LB				134
100 U KINGDOM	6190	3306	6190	3306	
231 HONG KONG	5214	1200	13510	5241	
322 EGYPT			33600	8604	
327 FRANCE			2500	1242	

IMPORTS INTO CANADA FOR CONSUMPTION

Articles and Countries from which Imported		MONTH OF APRIL 1958		FOUR MONTHS ENDED APRIL 1958		Class Number
		Quantities	Values (\$)	Quantities	Values (\$)	
	335 GERMANY W			280	57	
	344 ITALY	3800	980	5600	1861	
	347 JAPAN	100	59	1150	1073	
	354 NETHRLNDS	2128	1332	5591	2589	
	372 SPAIN			2400	863	
	400 U STATES	191419	21121	1128989	305809	
TOMATOES CANNED		208851	27998	1199810	330645	
		LB				137
	344 ITALY	1326145	100207	1455905	110116	
	372 SPAIN	23100	1625	23100	1625	
	400 U STATES	292078	29903	1647376	152137	
TOMATO PASTE CANNED		1641323	131735	3126381	263878	
		LB				138
	336 GREECE			1830	225	
	344 ITALY	196735	30457	800296	122704	
	372 SPAIN			231483	26600	
	400 U STATES	1197926	173951	2520299	372891	
TOMATO PULP AND PUREE CANNED		1394661	204408	3553908	522420	
		LB				139
	344 ITALY	82673	9414	82673	9414	
	352 MEXICO			17200	1148	
	400 U STATES	11893	923	43987	3684	
TOMATO JUICE		94566	10337	143860	14246	
		LB				140
	400 U STATES	2062614	131325	13202716	880309	
ASPARAGUS IN CANS		2062614	131325	13202716	880309	
		LB				141
	400 U STATES	155142	29958	415345	89857	
CORN IN CANS		155142	29958	415345	89857	
		LB				143
	400 U STATES	283227	38361	805951	105866	
MUSHROOMS AND TRUFFLES IN CANS		283227	38361	805951	105866	
		LB				144
	231 HONG KONG			20	108	
	327 FRANCE	23822	9082	30876	11812	
	335 GERMANY W	3083	2084	4536	3081	
	344 ITALY			350	229	
	347 JAPAN			1040	2107	
	376 SWITZRLND			901	628	
	400 U STATES	20650	5822	111462	36068	
PEAS IN CANS		47555	16988	149185	54033	
		LB				145
	306 BELGIUM			210	59	
	354 NETHRLNDS			1134	102	
	400 U STATES	84744	9981	251214	29606	
VEGETABLE JUICE N O P CANNED		84744	9981	252558	29767	
		LB				146
	400 U STATES	24370	3157	61290	8989	
VEGETABLES N O P IN CANS		24370	3157	61290	8989	
		LB				147
	100 U KINGDOM			3658	606	
	231 HONG KONG	6426	1234	65207	9566	
	306 BELGIUM	25112	4829	25790	4964	
	327 FRANCE	1352	401	1599	481	
	335 GERMANY W	34746	3881	47957	5745	
	336 GREECE			3149	386	
	344 ITALY	4500	809	6742	1420	
	347 JAPAN			984	284	
	354 NETHRLNDS	9971	1114	50397	5637	
	400 U STATES	608320	61850	1977107	200879	
PIMENTOS IN CANS		690427	74118	2182590	229968	
		LB				148
	372 SPAIN	25758	5032	28844	5526	
	400 U STATES	65648	18450	118892	32929	
BEANS GREEN OR WAX CANNED		91406	23482	147736	38455	
		LB				149
	327 FRANCE	1098	212	1098	212	
	344 ITALY			2755	436	
	354 NETHRLNDS	1057	144	5650	763	
	400 U STATES	30783	3063	144837	13156	
BEANS BAKED CANNED		32938	3419	154340	14567	
		LB				150
	100 U KINGDOM			2790	321	
	306 BELGIUM	2740	518	2740	518	
	354 NETHRLNDS			9179	1048	
	400 U STATES	157482	13418	1105755	96786	
PICKLES PACKAGED RETAIL SALE		160222	13936	1120464	98673	
		GAL				151
	100 U KINGDOM	1775	6607	6021	20197	
	231 HONG KONG	1589	1694	2249	2495	
	327 FRANCE	298	806	1193	3216	
	335 GERMANY W	2788	4559	4812	7403	
	344 ITALY	260	343	2024	2143	
	347 JAPAN	90	245	567	1351	
	354 NETHRLNDS			327	460	
	365 POLAND			359	195	
	400 U STATES	49233	65257	170816	238855	
PICKLES N O P		56033	79511	188368	276315	
		GAL				152
	100 U KINGDOM	662	360	1574	2456	
	227 BAHAMAS			2340	2217	
	231 HONG KONG	932	1101	2463	3785	
	306 BELGIUM			140	282	
	318 DENMARK			1500	1760	
	327 FRANCE			75	197	
	335 GERMANY W	841	1007	1186	1595	

## IMPORTS INTO CANADA FOR CONSUMPTION

Articles and Countries from which Imported	MONTH OF APRIL 1958		FOUR MONTHS ENDED APRIL 1958		Class Number
	Quantities	Values (\$)	Quantities	Values (\$)	
344 ITALY	5350	5995	11350	13345	
347 JAPAN	841	1432	2287	3641	
354 NETHRLNDS	26265	38316	62749	83526	
372 SPAIN	10630	9669	21243	18938	
400 U STATES	46259	40306	144027	120050	
	91780	98186	250934	251792	
SAUCES N O P					153
100 U KINGDOM	GAL 847	1748	1749	4399	
224 JAMAICA			30	125	
231 HONG KONG	2615	3576	5614	11501	
318 DENMARK	13	56	110	386	
327 FRANCE	42	206	42	206	
344 ITALY			16	92	
354 NETHRLNDS	127	836	649	4491	
400 U STATES	43554	110256	166507	382868	
	47198	116678	174717	404068	
SAUCES SOY					155
231 HONG KONG	GAL 1512	1087	8287	6427	
347 JAPAN	1320	1411	4437	5322	
400 U STATES	1413	1678	9646	10573	
	4245	4176	22370	22322	
KETCHUP					156
100 U KINGDOM	GAL 26	74	26	74	
400 U STATES	22943	28533	149701	190809	
	22969	28607	149727	190883	
BARLEY BUCKWHEAT AND RYE					161
BEANS SOYA					162
400 U STATES	BUSH 514015	1128399	961447	2128558	
	514015	1128399	961447	2128558	
BEANS N O P					163
100 U KINGDOM	LB 232800	16502	239800	17307	
203 B E AFR			110323	7999	
231 HONG KONG	14000	2172	19950	3034	
304 ARGENTINA	2750	267	2750	267	
312 CHILE	65175	3464	332018	19100	
344 ITALY	44092	5713	44092	5713	
347 JAPAN	2000	332	3000	490	
354 NETHRLNDS			10064	1654	
363 PERU	23000	3212	265354	36283	
395 PORT W AF			55115	1976	
400 U STATES	231431	29513	1491168	169299	
	615248	61175	2573634	263122	
INDIAN CORN					167
400 U STATES	BUSH 432583	634233	1777146	2552110	
	432583	634233	1777146	2552110	
OATS					168
400 U STATES	BUSH		270	397	
			270	397	
PEAS SPLIT					169
100 U KINGDOM	LB 7772	778	27932	2801	
354 NETHRLNDS	5512	294	6918	481	
400 U STATES	51385	5013	141480	12672	
	64669	6085	176330	15954	
PEAS N O P					170
352 MEXICO	LB 36317	5517	108049	16491	
354 NETHRLNDS	10900	529	12103	695	
400 U STATES	94950	5625	299670	24639	
	142167	11671	419822	41825	
RICE UNCLEANNED UNHULLED PADDY					171
304 ARGENTINA	CWT 21781	110175	5890	27325	
340 HUNGARY			21781	110175	
352 MEXICO			22103	125766	
400 U STATES	5476	26087	101892	577622	
	27257	136262	151666	840888	
RICE CLEANED					172
231 HONG KONG	CWT 36	279	80	653	
304 ARGENTINA			23090	76467	
344 ITALY	1231	9826	1782	16044	
354 NETHRLNDS	1300	8359	1300	8359	
400 U STATES	14542	149852	56977	594668	
	17109	168316	83229	696191	
WHEAT					174
ALFALFA OR GRASS MEAL DEHYD					180
400 U STATES	CWT 830	1997	9064	28400	
	830	1997	9064	28400	
BRAN AND MILL FEED					182
400 U STATES	CWT 2946	2788	11934	13182	
	2946	2788	11934	13182	
CORN MEAL					184
400 U STATES	BRL 3890	24534	10822	67461	
	3890	24534	10822	67461	
HOMINY CRACKED OR DRIED CORN					185
400 U STATES	CWT 14527	50003	54745	202957	
	14527	50003	54745	202957	
MALT FLOUR					187
400 U STATES	LB 9000	927	102000	8608	
	9000	927	102000	8608	
OATMEAL AND ROLLED OATS					188
100 U KINGDOM	LB 510	59	846	133	
400 U STATES			3150	361	
	510	59	3996	494	
RICE STARCH FLOUR MEAL FEED					189
231 HONG KONG	LB 11300	1500	21460	2952	
327 FRANCE	1102	139	1102	139	

IMPORTS INTO CANADA FOR CONSUMPTION

Articles and Countries from which Imported	MONTH OF APRIL 1958		FOUR MONTHS ENDED APRIL 1958		Class Number
	Quantities	Values (\$)	Quantities	Values (\$)	
335 GERMANY W	11000	944	11000	944	
347 JAPAN	244	57	1238	298	
354 NETHRLNDS	550	101	550	101	
400 U STATES	60000	5421	358520	34276	
RYE FLOUR	84196	8162	393870	38710	
	BRL				191
400 U STATES			694	3822	
			694	3822	
SAGO AND CASSAVA FLOUR	LB				192
100 U KINGDOM	6973	601	6973	601	
218 MALAYA			4480	198	
309 BRAZIL	29700	2474	33000	2821	
371 THAILAND			191200	7440	
400 U STATES	235236	14019	377146	26368	
	271909	17094	612799	37428	
WHEAT FLOUR	CWT				194
400 U STATES			254	1355	
			254	1355	
CEREALS MILLED N O P	CWT				195
100 U KINGDOM			8	185	
327 FRANCE			19	264	
400 U STATES			14	211	
			41	660	
BISCUITS AND BREAD DIETARY					201
100 U KINGDOM		5584		12442	
327 FRANCE				6573	
335 GERMANY W				297	
400 U STATES		720		8304	
		6304		27616	
BISCUITS NOT SWEETENED N O P	LB				203
100 U KINGDOM	61239	20194	256219	83986	
231 HONG KONG			500	86	
306 BELGIUM	2646	874	2646	874	
318 DENMARK	4998	1089	10332	2363	
326 FINLAND	1346	219	1346	219	
327 FRANCE	9221	1836	12022	2700	
335 GERMANY W	6967	3305	26147	8711	
347 JAPAN	6039	2086	17626	6672	
354 NETHRLNDS	8674	1882	20179	4259	
359 NORWAY	2550	399	10772	1798	
375 SWEDEN	31580	4801	220666	39000	
400 U STATES	124772	42860	537047	184401	
	260032	79545	1115502	335069	
BISCUITS SWEETENED N O P	LB				204
100 U KINGDOM	765673	297676	2434119	945664	
231 HONG KONG	580	479	1879	1258	
305 AUSTRIA	618	236	1929	728	
306 BELGIUM	33157	13383	111939	44206	
327 FRANCE	1468	503	13903	4598	
335 GERMANY W	16312	6379	29189	12633	
344 ITALY			1126	390	
347 JAPAN			920	318	
354 NETHRLNDS	50933	13067	113573	27009	
376 SWITZRLND			1270	754	
400 U STATES	111811	31934	793856	223169	
	980552	363657	3503703	1260727	
BREAD PASSOVER MATZO PRODUCTS					205
360 ISRAEL				9018	
400 U STATES		4477		266956	
		4477		275974	
CEREAL FOODS 25 POUNDS OR LESS	LB				206
100 U KINGDOM	594	154	6766	852	
231 HONG KONG	3400	711	4200	1005	
335 GERMANY W	5334	1157	34606	6303	
354 NETHRLNDS	2122	238	6747	641	
359 NORWAY	298	60	298	60	
400 U STATES	176813	46074	699500	181377	
	188561	48394	752117	190238	
CEREAL FOODS PREPARED N O P					207
100 U KINGDOM		168		6253	
236 NEW ZEAL				485	
335 GERMANY W		641		1106	
347 JAPAN		187		715	
400 U STATES		39215		135297	
		40211		143856	
MACARONI AND VERMICELLI	LB				208
231 HONG KONG	12075	2048	19948	3468	
344 ITALY	10351	1290	10351	1290	
347 JAPAN			1000	116	
354 NETHRLNDS	7306	808	20910	2309	
400 U STATES	136848	21206	596474	95594	
	166580	25352	648683	102777	
MILK FOODS N O P	LB				209
100 U KINGDOM	1312	601	4872	2456	
335 GERMANY W	1164	673	1164	673	
359 NORWAY	1788	766	3483	1486	
375 SWEDEN	1213	386	2426	774	
381 ALASKA	983	325	1962	665	
400 U STATES	33819	24270	142164	99519	
	40279	27021	156071	105573	
ARROWROOT	LB				221
228 LEEW WIND			50000	5444	
400 U STATES	23000	3291	23000	3291	
	23000	3291	73000	8735	
MALT WHOLE CRUSHED OR GROUND	LB				224
335 GERMANY W			2646	204	

## IMPORTS INTO CANADA FOR CONSUMPTION

Articles and Countries from which Imported	MONTH OF APRIL 1958		FOUR MONTHS ENDED APRIL 1958		Class Number
	Quantities	Values (\$)	Quantities	Values (\$)	
400 U STATES	1156000	60852	1708000	94773	
SAGO AND TAPIOCA	1156000	60852	1710646	94977	
218 MALAYA	LB 33600	2326	70934	4056	225
309 BRAZIL	400	54	1400	172	
355 INDONESIA			54766	4503	
400 U STATES	70560	11703	287560	47897	
ALL OTHER BREADSTUFFS N O P	104560	14083	414660	56628	
400 U STATES		855		27267	226
COCOANUT OIL N O P EDIBLE		855		27267	
100 U KINGDOM	CWT 1387	22319	1768	28458	231
400 U STATES	323	5140	1109	17775	
COTTON SEED OIL N O P EDIBLE	1710	27459	2877	46233	
400 U STATES	CWT 2867	37264	8080	121649	233
DLIVE OIL N O P EDIBLE	2867	37264	8080	121649	
327 FRANCE	CWT 27	637	158	4853	234
328 FR AFRICA	705	18134	1365	35614	
336 GREECE	158	4463	420	11912	
344 ITALY	1252	40300	3496	116252	
372 SPAIN	132	3778	1396	40646	
400 U STATES	24	876	399	12713	
PEANUT OIL N O P EDIBLE	2298	68188	7234	221990	
100 U KINGDOM	CWT 556	9288	556	9288	235
231 HONG KONG	208	5477	421	10977	
354 NETHRLNDS			3	96	
400 U STATES	5	144	590	16717	
SOYA BEAN OIL N O P EDIBLE	769	14909	1570	37078	
400 U STATES	CWT 18503	254085	66449	917559	236
CHOCOLATES IN RETAIL PACKAGES	18503	254085	66449	917559	
100 U KINGDOM	LB 53652	23895	364605	179722	239
304 ARGENTINA			619	107	
305 AUSTRIA			1414	624	
306 BELGIUM	1801	764	6667	3632	
317 CZECHO S	5555	2424	5555	2424	
327 FRANCE			23600	9964	
335 GERMANY W	3246	3951	18584	10542	
344 ITALY			4425	3098	
354 NETHRLNDS	7759	3646	9663	4865	
376 SWITZRLND	3463	2823	27589	18298	
389 IRELAND			810	357	
400 U STATES	6600	3289	72280	33824	
CONFECTIONERY CHOCOLATE N O P	82076	40792	535811	267457	
100 U KINGDOM	LB 318144	111776	1149907	447955	240
305 AUSTRIA			2823	2280	
306 BELGIUM	6207	2492	20553	7742	
317 CZECHO S			65989	15845	
318 DENMARK	2087	1063	2788	1651	
327 FRANCE	1286	246	2492	1100	
335 GERMANY W	21549	9298	196715	92053	
344 ITALY	360	179	15742	8177	
347 JAPAN			298	209	
354 NETHRLNDS	12723	5699	70729	36473	
360 ISRAEL	1111	294	39355	15182	
376 SWITZRLND	4630	2287	32262	18780	
389 IRELAND			810	318	
400 U STATES	181139	65441	652713	237519	
OTHER CONFECTIONS SWEETENED	549236	198775	2253176	885284	
100 U KINGDOM	LB 44951	11142	162829	38406	242
231 HONG KONG	3840	971	4077	1078	
306 BELGIUM			3640	712	
318 DENMARK	1308	449	9788	3127	
327 FRANCE			1484	3024	
335 GERMANY W	1100	272	6179	2222	
344 ITALY			2322	1054	
354 NETHRLNDS	27866	3985	88593	12228	
389 IRELAND	1050	461	1050	461	
400 U STATES	201337	55339	914431	265521	
FRUITS PEELS CANDIED	281452	72619	1194393	327833	
231 HONG KONG	LB 380	170	2230	769	243
234 AUSTRALIA	2240	283	32648	3983	
327 FRANCE	42247	11227	144647	35425	
354 NETHRLNDS			396	141	
400 U STATES	18579	8817	80737	24941	
GINGER PRESERVED	63446	20497	260658	65259	
231 HONG KONG	LB 29294	5498	58194	12150	244
SUGAR CANDY CONFECTIONERY NOP	29294	5498	58194	12150	
100 U KINGDOM	LB 1075393	231167	3367929	700657	246
231 HONG KONG	7174	1957	17351	4806	
234 AUSTRALIA	896	114	896	114	
304 ARGENTINA			1837	371	
305 AUSTRIA			26715	8526	
306 BELGIUM			12565	2405	
316 CUBA	42720	6339	60995	8974	
317 CZECHO S	6349	627	6349	627	

IMPORTS INTO CANADA FOR CONSUMPTION

Articles and Countries from which Imported			MONTH OF APRIL 1958		FOUR MONTHS ENDED APRIL 1958		Class Number
			Quantities	Values (\$)	Quantities	Values (\$)	
318	DENMARK	44067	9913	74220	18254		
326	FINLAND			20346	4664		
327	FRANCE	4111	1829	22743	5663		
335	GERMANY W	38371	8737	56197	15877		
344	ITALY	5312	2042	17546	8584		
347	JAPAN	4005	811	5071	1116		
354	NETHRLNDS	82754	17054	152902	33412		
360	ISRAEL	12867	1678	61817	10794		
365	POLAND			1020	101		
375	SWEDEN	28443	4848	30312	5323		
376	SWITZRLND			2575	885		
384	P RICO	8500	947	8500	947		
400	U STATES	298696	71985	862679	225842		
BUBBLE GUM			1659658	360048	4810565	1057942	
		LB					247
100	U KINGDOM	11520	4057	24975	8498		
306	BELGIUM			1237	442		
318	DENMARK	9198	3015	17543	6049		
354	NETHRLNDS	1521	1292	9006	7674		
400	U STATES	107405	30128	351365	98821		
			129644	38492	404126	121484	
CHEWING GUM N O P			LB				249
100	U KINGDOM			1120	341		
318	DENMARK	1374	576	1374	576		
354	NETHRLNDS			3000	1787		
400	U STATES	20209	7062	111872	30125		
			21583	7638	117366	32829	
GLUCOSE AND SYRUP CORN SYRUP			CWT				251
100	U KINGDOM	5	62	684	4181		
354	NETHRLNDS	59	640	119	1330		
400	U STATES	13054	111551	33942	281282		
			13118	112253	34745	286793	
MOLASSES OF CANE			GAL				252
221	B GUIANA			73600	15456		
225	TRINIDAD	82720	17371	273600	57455		
400	U STATES	199849	35768	658242	110339		
			282569	53139	1005442	183250	
LIQUID OR INVERT SUGAR			CWT				254
100	U KINGDOM	48	314	92	657		
400	U STATES	72	545	308	2938		
			120	859	400	3595	
MOLASSES FOR HUMAN CONSUMPTION			GAL				255
100	U KINGDOM	662	628	662	628		
223	BARBADDS	145901	77370	777831	484974		
400	U STATES	8155	5780	39497	29855		
			154718	83778	817990	515457	
SYRUPS OF CANE OR BEET NOP			GAL				256
100	U KINGDOM	5316	7030	10155	13253		
354	NETHRLNDS	80	130	121	192		
400	U STATES	110	253	479	1170		
			5506	7413	10755	14615	
SUGAR RAW IMPORTED BY REFINERS			CWT				262
204	MAURITIUS	55171	213824	273571	1147867		
221	B GUIANA	112000	465392	112000	465392		
224	JAMAICA	388301	1613038	388301	1613038		
228	LEE WIND	206080	1080847	206080	1080847		
234	AUSTRALIA	270458	1137829	717808	3054746		
235	FIJI	116311	559457	492901	2467963		
316	CUBA	109798	412293	270387	1018180		
320	DOM REP			71700	267439		
			1258119	5482680	2532748	11115472	
SUGAR RAW N O P			CWT				263
221	B GUIANA	10358	46123	20832	98765		
			10358	46123	20832	98765	
SUGAR REFINED			CWT				264
100	U KINGDOM	7	109	7	109		
352	MEXICO	2000	9996	17499	90173		
354	NETHRLNDS	1653	7930	7385	38154		
400	U STATES	15	396	33	735		
			3675	18431	24924	129171	
SUGAR AND SYRUP MAPLE			LB				265
COCOA BEANS NOT ROASTED			CWT				271
100	U KINGDOM	64	2923	1184	51344		
210	GHANA	2240	93874	2240	93874		
211	NIGERIA	2800	116493	3132	129536		
217	CEYLON			672	21365		
225	TRINIDAD	3007	121988	4007	160846		
228	LEE WIND			660	23947		
309	BRAZIL			3117	125721		
320	DOM REP	589	23323	4147	162372		
321	ECUADOR	368	16611	1958	87364		
387	VENEZUELA			1827	72596		
400	U STATES	12200	526042	32405	1376205		
			21268	901254	55349	2305170	
COCOA BUTTER			LB				273
100	U KINGDOM	56073	51836	500881	453168		
224	JAMAICA	67138	49450	615974	471694		
225	TRINIDAD			50026	39794		
309	BRAZIL	253132	223185	478089	425580		
327	FRANCE	165345	142205	165345	142205		
344	ITALY			59385	50098		
354	NETHRLNDS	278091	245572	559431	514742		
400	U STATES	80676	70007	499244	453116		
			900455	782255	2928375	2550397	

## IMPORTS INTO CANADA FOR CONSUMPTION

Articles and Countries from which Imported	MONTH OF APRIL 1958		FOUR MONTHS ENDED APRIL 1958		Class Number
	Quantities	Values (\$)	Quantities	Values (\$)	
COCOA PASTE NOT SWEETENED	LB				274
100 U KINGDOM	170144	32097	416712	80524	
309 BRAZIL	135472	19708	190587	48074	
335 GERMANY W	141449	15038	185463	20041	
354 NETHRLNDS	221963	51507	271043	66264	
400 U STATES	2776	916	7334	3174	
	671804	119266	1071139	218077	
COCOA PASTE SWEETENED	LB				275
100 U KINGDOM			23340	8423	
354 NETHRLNDS	690	313	2395	691	
400 U STATES	5000	1889	43800	16356	
	5690	2202	69535	25470	
COCOA OR CHOCOLATE POWDER	LB				276
100 U KINGDOM	234640	82292	806700	295157	
327 FRANCE	44000	7116	65134	11127	
335 GERMANY W			29014	3381	
354 NETHRLNDS	267032	55013	556445	116545	
400 U STATES	44714	14970	297549	88760	
	590386	159391	1754842	514970	
COCOA AND CHOCOLATE PREPS NOP	LB				277
100 U KINGDOM	40428	11750	86139	26304	
306 BELGIUM			825	327	
335 GERMANY W	823	214	5146	1493	
354 NETHRLNDS	8804	1941	42815	9223	
376 SWITZRLND	3353	1723	3353	1723	
389 IRELAND	539406	86695	1028496	172901	
400 U STATES	122879	25765	417414	94089	
	715693	128088	1584188	306060	
CHICORY	LB				282
306 BELGIUM	7441	577	7441	577	
327 FRANCE	11250	652	22500	1147	
354 NETHRLNDS	11145	943	31921	2828	
400 U STATES	5781	2204	26755	9911	
	35617	4376	88617	14463	
COFFEE GREEN	LB				283
100 U KINGDOM			50737	25398	
202 ADEN	17637	7719	55185	27258	
203 B E AFR	947187	436602	2968190	1323436	
207 UN SO AFR			86308	46321	
224 JAMAICA			46200	23325	
225 TRINIDAO	81939	30236	215989	82002	
307 BEL CONGO	66142	34729	352305	165865	
309 BRAZIL	2472851	1237888	12439655	6300435	
314 COLOMBIA	2090135	1086502	10646220	5736973	
315 C RICA	208583	106761	605272	321056	
316 CUBA	66821	32501	598947	296744	
320 DOM REP	517945	251283	1745335	884156	
321 ECUADOR	46296	18013	232561	95992	
323 EL SALVD	226117	111965	605189	297419	
325 ETHIOPIA	15512	6797	15512	6797	
337 GUATEMALA	235287	111337	1299272	633152	
338 HAITI	90222	35375	431815	199413	
339 HONDURAS	105773	52204	143605	70927	
352 MEXICO	454475	218814	2415517	1213084	
358 NICARAGUA	131386	61397	300602	147093	
361 PANAMA			37210	20056	
363 PERU	20992	8342	95356	46046	
383 HAWAII	69649	33782	343540	175427	
387 VENEZUELA	137104	70409	730351	374602	
400 U STATES	628176	309105	2407530	1129914	
	8630229	4261761	38868403	19642891	
COFFEE ROASTED AND SUBSTITUTES	LB				286
100 U KINGDOM			720	408	
224 JAMAICA	8500	4121	44060	21335	
327 FRANCE			159	195	
335 GERMANY W			281	227	
344 ITALY			362	444	
354 NETHRLNDS			853	305	
383 HAWAII			240	222	
400 U STATES	196867	134615	755585	533417	
	205367	138736	802260	556553	
COFFEE EXTRACT OF N O P	LB				287
100 U KINGDOM	15706	5500	33028	11845	
335 GERMANY W	322	115	322	115	
400 U STATES	41283	19942	184203	81138	
	57311	25557	217553	93098	
INSTANT COFFEE POWDER	LB				288
323 EL SALVD			22400	65581	
376 SWITZRLND			330	1825	
400 U STATES	319394	778810	1588592	3842475	
	319394	778810	1611322	3909881	
CLOVES UNGROUND	LB				291
203 B E AFR	7840	2608	12320	4368	
218 MALAYA			896	1054	
333 MADAGASC R	11023	3256	11023	3256	
400 U STATES	723	274	8071	3420	
	19586	6138	32310	12098	
GINGER UNGROUND	LB				292
100 U KINGDOM			14377	3172	
215 INDIA	9460	838	25140	2571	
231 HONG KONG	300	97	15417	1408	
316 CUBA			885	173	
347 JAPAN	4505	785	4505	785	
383 HAWAII	500	127	1135	283	
384 P RICO	2500	309	2500	309	
400 U STATES	2229	371	8707	1553	
	19494	2527	72666	10254	



IMPORTS INTO CANADA FOR CONSUMPTION

Articles and Countries from which Imported		MONTH OF APRIL 1958		FOUR MONTHS ENDED APRIL 1958		Class Number		
		Quantities	Values (\$)	Quantities	Values (\$)			
MUSTARD GROUND	100 U KINGDOM	LB	56460	26873	163935	69908	293	
	400 U STATES		38480	11598	64660	19407		
			94940	38471	228595	89315		
NUTMEGS AND MACE	100 U KINGDOM	LB	3640	6843	17321	32992	294	
	218 MALAYA		5600	8184	17743	24650		
	225 TRINIDAD				963	664		
	228 LEEUWIN		655	1224	9337	18857		
	335 GERMANY W				89	88		
	354 NETHERLANDS				295	439		
	355 INDONESIA				3243	4905		
	400 U STATES				4035	9659		
			9895	16251	53026	92254		
PEPPER UNGROUND	100 U KINGDOM	LB			5643	1365	296	
	215 INDIA		143360	28175	411864	76975		
	218 MALAYA		116480	23743	367360	76591		
	219 BEL OTHER		35840	9032	77280	18703		
	224 JAMAICA		4480	2908	4480	2908		
	347 JAPAN		2200	428	43200	8671		
	372 SPAIN		2200	671	2200	671		
	400 U STATES		9260	2598	19031	6004		
			313820	67555	931058	191888		
SPICES N O P UNGROUND	100 U KINGDOM	LB	7374	1427	23302	4498		297
	204 MAURITIUS		4505	242	4505	242		
	217 CEYLON				4540	5010		
	224 JAMAICA				6720	3571		
	231 HONG KONG		22400	4923	54971	11927		
	329 INDOCHINA				5000	2279		
	335 GERMANY W		33847	9590	33847	9590		
	352 MEXICO		2200	659	4468	1393		
	354 NETHERLANDS				2648	1036		
	355 INDONESIA		33948	4401	92886	9621		
	400 U STATES		8779	2677	93174	23115		
			113053	23919	326061	72282		
GINGER AND SPICES N O P GROUND	100 U KINGDOM	LB	993	952	3102	3084	298	
	215 INDIA		2354	465	2714	593		
	231 HONG KONG				680	265		
	317 CZECHOS				4400	1003		
	335 GERMANY W		739	632	2558	2306		
	340 HUNGARY				11550	3389		
	354 NETHERLANDS		468	360	963	688		
	372 SPAIN		16500	5134	308748	100649		
	388 YUGO SLAV				13750	4429		
	400 U STATES		16207	7802	116180	74601		
			37261	15345	464645	191007		
VANILLA BEANS CRUDE	352 MEXICO	LB			3546	26988	300	
	400 U STATES		8581	67009	20146	154139		
			8581	67009	23692	181127		
SEEDS AROMATIC CRUDE	100 U KINGDOM	LB	214	802	214	802	301	
	215 INDIA		4724	783	5844	3592		
	353 MOROCCO				37600	1449		
	354 NETHERLANDS		24169	2080	25269	2199		
	400 U STATES		11886	1148	43317	8139		
			40993	4813	112244	16181		
TEA BLACK	100 U KINGDOM	LB	485170	324463	1275195	789924	319	
	203 BEL AFR		112391	55026	1000439	464224		
	215 INDIA		1976887	937250	8005774	3677996		
	217 CEYLON		1734761	861687	4874935	2509124		
	218 MALAYA				41650	15188		
	231 HONG KONG		3623	2016	31624	14041		
	307 BEL CONGO				5855	2231		
	309 BRAZIL				840	336		
	313 CHINA		1000	628	11000	3439		
	347 JAPAN		295	147	5295	1296		
	354 NETHERLANDS		24462	11856	63023	25241		
	355 INDONESIA				36449	17558		
	389 IRELAND				1800	1323		
	393 TAIWAN		10800	3359	20800	6542		
	394 PORT E AF				11038	2852		
	400 U STATES		16157	8590	83023	40705		
			4365546	2205022	15468740	7572020		
TEA GREEN	100 U KINGDOM	LB			540	478		320
	231 HONG KONG		700	536	7690	4292		
	347 JAPAN		815	340	13868	3715		
	400 U STATES		9160	1483	10530	2056		
			10675	2359	32628	10541		
VINEGAR	100 U KINGDOM	GAL			90	318	341	
	327 FRANCE		459	1133	578	1322		
	344 ITALY				1343	1497		
	347 JAPAN				57	62		
	354 NETHERLANDS				55	55		
	400 U STATES		749	549	1877	2106		
			1208	1682	4000	5360		
YEAST IN CAKES AND PACKAGES	100 U KINGDOM	LB	21580	1761	88130	7419	352	
	400 U STATES		1810	1161	9080	5890		
			23390	2922	97210	13309		

## IMPORTS INTO CANADA FOR CONSUMPTION

Articles and Countries from which Imported	MONTH OF APRIL 1958		FOUR MONTHS ENDED APRIL 1958		Class Number
	Quantities	Values (\$)	Quantities	Values (\$)	
YEAST IN BULK 400 U STATES	LB 11665	1579	21360	3993	353
	11665	1579	21360	3993	
HOPS 388 YUGO SLAV 400 U STATES	LB 7703	4563	46440	83500	362
	7703	4563	93866	107694	
			140306	191194	
LIQUORICE UNSWEETENED 400 U STATES	LB 83560	16994	309454	61550	364
	83560	16994	309454	61550	
MALT SYRUP AND EXTRACTS 100 U KINGDOM 335 GERMANY W 354 NETHRLNDS 400 U STATES	LB 14760	2356	154680	23865	365
			300	100	
		9460	1434	13924	2100
		133960	24339	473791	87722
		158180	28129	642695	113787
ESSENCES EXTRACTS N O P 100 U KINGDOM 220 BERMUDA 327 FRANCE 335 GERMANY W 344 ITALY 400 U STATES	GAL 33	437	283	2380	367
			2	141	
			33	437	
			11	586	
			78	2572	
	158	2071	581	36949	
	191	2508	988	43065	
POTATOES FRENCH FRIED FROZEN 400 U STATES	LB 5945	1283	96336	15014	380
	5945	1283	96336	15014	
POTATO CHIPS NOT FROZEN 400 U STATES	LB 278600	115633	1327826	546263	381
	278600	115633	1327826	546263	
VEGETABLE FOOD PRODUCTS N O P 100 U KINGDOM 231 HONG KONG 306 BELGIUM 318 DENMARK 335 GERMANY W 347 JAPAN 354 NETHRLNDS 376 SWITZRLND 400 U STATES		14865		34493	390
		3510		16461	
		2047		2047	
				77	
		2125		6778	
		742		1489	
		992		2124	
				1368	
		116681		511476	
		140962		576313	

IMPORTS INTO CANADA FOR CONSUMPTION

Articles and Countries from which Imported		MONTH OF APRIL 1958		FOUR MONTHS ENDED APRIL 1958		Class Number
		Quantities	Values (\$)	Quantities	Values (\$)	
<u>GROUP 1</u>						
<u>AGRICULTURAL PRODUCTS</u>						
<u>B OTHER THAN FOOD</u>						
ALE BEER PORTER AND STOUT		GAL				1501
100 U KINGDOM		26877	38022	71001	98010	
318 DENMARK				2156	2722	
335 GERMANY W		2693	3300	5630	6844	
347 JAPAN		94	298	471	1504	
354 NETHRLNDS				539	697	
400 U STATES		2570	2430	4605	3940	
		32234	44050	84402	113717	
BRANDY		P GAL				1511
100 U KINGDOM		147	958	407	2941	
207 UN SO AFR		8802	24311	35318	94777	
232 MALTA		68	325	809	3931	
234 AUSTRALIA		7035	20405	20281	61650	
318 DENMARK				9	178	
327 FRANCE		12509	114100	49107	468045	
335 GERMANY W				21	264	
336 GREECE		140	1148	602	5144	
344 ITALY		35	248	151	1016	
360 ISRAEL		28	400	235	3567	
366 PORTUGAL		3039	11993	6705	27516	
372 SPAIN				2018	13081	
376 SWITZRLND				42	730	
388 YUGO SLAV		149	760	635	3296	
400 U STATES				2	51	
		31952	174648	116342	686187	
CORDIALS AND LIQUEURS		P GAL				1512
100 U KINGDOM		1721	19789	4992	65537	
225 TRINIDAD		55	1109	63	1279	
231 HONG KONG				12	253	
234 AUSTRALIA		88	889	251	2473	
236 NEW ZEAL				13	129	
317 CZECHO S		20	143	69	488	
318 DENMARK		845	10047	1473	18868	
327 FRANCE		2246	26267	9327	101277	
336 GREECE				147	1235	
340 HUNGARY				19	160	
344 ITALY		68	777	383	4345	
352 MEXICO				26	579	
354 NETHRLNDS		1103	11376	4387	45203	
359 NORWAY		81	402	149	732	
375 SWEDEN		28	92	127	676	
384 P RICO		122	665	765	4001	
388 YUGO SLAV				137	769	
		6377	71556	22340	248004	
GIN		P GAL				1513
100 U KINGDOM		14207	66161	34733	166297	
335 GERMANY W				35	158	
354 NETHRLNDS		383	1346	1824	7065	
		14590	67507	36592	173520	
RUM		P GAL				1514
100 U KINGDOM		65462	173381	114092	374996	
221 B GUIANA		2692	4345	583465	575088	
223 BARBADOS		9618	27789	30061	102820	
224 JAMAICA		7674	18587	54841	128601	
225 TRINIDAD		5220	26631	27471	114679	
316 CUBA		359	4128	3717	37064	
327 FRANCE		73	530	219	1590	
338 HAITI		178	1272	700	5078	
384 P RICO		4227	31062	16352	118866	
		95503	287725	830918	1458782	
WHISKY		P GAL				1515
100 U KINGDOM		70659	551139	235768	1825421	
354 NETHRLNDS				27	237	
400 U STATES		62000	131948	437527	853324	
		132659	683087	673322	2678982	
ABSINTHE ALCOHOLIC LIQUORS		P GAL				1516
207 UN SO AFR				1043	1435	
365 POLAND		11	66	67	405	
		11	66	1110	1840	
WINES NON SPARKLING		GAL				1530
100 U KINGDOM		9246	41157	28916	138516	
207 UN SO AFR		16571	28341	54448	91602	
231 HONG KONG				219	1157	
232 MALTA		1700	2583	4221	6724	
234 AUSTRALIA		21540	49953	79025	165223	
318 DENMARK		50	232	533	1687	
327 FRANCE		33907	116827	103492	362330	
328 FR AFRICA		3060	4414	13254	19164	
335 GERMANY W		2368	12526	9742	52038	
336 GREECE		125	315	1962	3126	
344 ITALY		20185	61567	72155	219125	
347 JAPAN				185	520	
354 NETHRLNDS				238	1058	
360 ISRAEL		198	752	2618	10308	
366 PORTUGAL		16028	24559	62596	92518	

## IMPORTS INTO CANADA FOR CONSUMPTION

Articles and Countries from which Imported	MONTH OF APRIL 1958		FOUR MONTHS ENDED APRIL 1958		Class Number
	Quantities	Values (\$)	Quantities	Values (\$)	
367 AZORES	268	741	718	2698	
372 SPAIN	4533	16886	21476	65552	
376 SWITZRLND	250	998	748	2766	
389 IRELAND			1469	7225	
400 U STATES	9982	26588	43954	125528	
WINES SPARKLING	140011	388439	501969	1368865	1560
234 AUSTRALIA			58	499	
306 BELGIUM	60	798	570	7572	
327 FRANCE	2358	27194	8665	101181	
335 GERMANY W	35	324	267	1727	
344 ITALY	320	1516	1408	6594	
400 U STATES			130	1082	
GUMS AMBER AND ARABIC	2773	29832	11098	118655	
100 U KINGDOM	672	285	972	378	1571
396 SUDAN	44975	4859	77990	10270	
400 U STATES	75034	17724	202968	49930	
GUMS AUSTL COPAL	120681	22868	281930	60578	
DAMAR ETC					1572
218 MALAYA	1120	6486	1165	7459	
219 BEL OTHER			115	901	
355 INDONESIA			7	156	
400 U STATES	165	4560	616	15613	
GUMS BARBERRY ELEM	1285	11046	1903	24129	
GEDDA ETC					1573
100 U KINGDOM			3	199	
342 IRAN	3	452	6	909	
347 JAPAN	1	106	5	216	
400 U STATES	483	23332	1067	63098	
BURGUNDY PITCH	487	23890	1081	64422	
400 U STATES	6297	1115	25351	3980	1575
CHICLE OR SAPPATO GUM CRUDE	6297	1115	25351	3980	
352 MEXICO	52487	56581	52487	56581	1576
400 U STATES	72898	35639	219035	107745	
SHELLAC BLEACHED	125385	92220	271522	164326	
100 U KINGDOM	1120	475	1120	475	1577
335 GERMANY W			2000	851	
400 U STATES	6800	3440	15793	8321	
LAC CRUDE SEED STICK	7920	3915	18913	9647	
AND SHELL					1579
100 U KINGDOM	7036	2021	7036	2021	
215 INDIA	222738	44967	253734	53253	
400 U STATES	102378	24506	499940	124804	
RESIN OR ROSIN	332152	71494	760710	180078	
100 U KINGDOM			7	50	1580
400 U STATES	26652	176215	93743	602465	
ROSIN SIZING	26652	176215	93750	602515	
400 U STATES	16239	176820	57807	662705	1581
WAX SEALING	16239	176820	57807	662705	
100 U KINGDOM				570	1582
400 U STATES		549		3276	
GUMS AND BLENDS N O P		549		3846	
100 U KINGDOM	56500	17224	127749	44550	1583
354 NETHRLNOS	2209	918	4311	1683	
400 U STATES	310649	138556	932034	429588	
TALL OIL AND TALL OIL PITCH	369358	156698	1064094	475821	
400 U STATES	7657	39234	24302	137835	1584
COTTON SEED CAKE AND MEAL	7657	39234	24302	137835	
400 U STATES	4013	9141	6533	16039	1591
LINSEED OIL CAKE AND MEAL	4013	9141	6533	16039	
400 U STATES	934	2263	3634	10104	1592
SOYA BEAN OIL CAKE AND MEAL	934	2263	3634	10104	
400 U STATES	101831	300084	643136	1647854	1594
SOYA BEAN FLOUR	101831	300084	643136	1647854	
335 GERMANY W	22	284	44	571	1595
400 U STATES	2734	15483	13075	95693	
OIL CAKE AND MEAL N O P	2756	15767	13119	96264	
CASTOR OIL NOT EDIBLE					1597
100 U KINGDOM			9	257	1601
309 BRAZIL	1398	18883	3839	58458	
400 U STATES	485	10342	2012	58063	
CHINAWOOD OIL NOT EDIBLE	1883	29225	5860	116778	
231 HONG KONG	644	8398	3004	41183	1602
304 ARGENTINA			2640	59432	
362 PARAGUAY	430	5798	820	19855	
400 U STATES	16	457	28	891	
COCOANUT OIL NOT EDIBLE	1090	14653	6492	121361	
100 U KINGDOM	1622	21062	1622	21062	1603
217 CEYLON	501	6036	61459	669276	

IMPORTS INTO CANADA FOR CONSUMPTION

Articles and Countries from which Imported	MONTH OF APRIL 1958		FOUR MONTHS ENDED APRIL 1958		Class Number
	Quantities	Values (\$)	Quantities	Values (\$)	
218 MALAYA	3019	34892	3019	34892	
400 U STATES	8	203	16	408	
COTTON SEED OIL NOT EDIBLE	5150	62193	66116	725638	1605
323 EL SALVADOR	CWT 552	5797	552	5797	
400 U STATES	29320	378147	84522	1139867	
ESSENTIAL OIL N O P	29872	383944	85074	1145664	1606
100 U KINGDOM	LB 3646	16185	39118	66131	
217 CEYLON	1600	914	1600	914	
221 B GUIANA			1855	11941	
224 JAMAICA			490	822	
231 HONG KONG	6000	11782	30400	58155	
234 AUSTRALIA	400	442	800	841	
309 BRAZIL	50	145	75	219	
313 CHINA			10531	20855	
316 CUBA	4	1276	2644	7078	
327 FRANCE	682	7626	5575	29900	
335 GERMANY W	3889	3057	4814	3988	
338 HAITI	250	1935	386	2917	
352 MEXICO	930	5061	930	5061	
354 NETHRLNDS	1300	1798	8350	6045	
376 SWITZRLND	71	1110	1622	23265	
400 U STATES	102478	339964	376012	1144382	
EUCALYPTUS OIL	121300	391295	485202	1382514	1607
234 AUSTRALIA	LB 400		400	269	
366 PORTUGAL	2094	918	3770	1739	
400 U STATES			400	252	
FLAXSEED OR LINSEED OIL	2094	918	4570	2260	1608
400 U STATES	CWT 194	3830	377	7208	
FOOTS OF COTTON SEED OR OLIVES	194	3830	377	7208	1609
400 U STATES	CWT 29	350	37	544	
OLIVE OIL FOR MANUFACTURING	29	350	37	544	1610
400 U STATES	CWT 24	540	48	1085	
PALM AND PALM KERNEL OIL	24	540	48	1085	1611
100 U KINGDOM	CWT 463	6290	3365	48686	
218 MALAYA	18647	188452	78960	792716	
354 NETHRLNDS	1218	21307	1218	21307	
400 U STATES	2	71	3327	41808	
PEANUT OIL	20330	216120	86870	904517	1613
100 U KINGDOM	CWT 6795	93530	23158	364099	
400 U STATES			992	20752	
PEPPERMINT OIL	6795	93530	24150	384851	1614
400 U STATES	LB 6398	33599	25928	128774	
RESIN OIL	6398	33599	25928	128774	1617
400 U STATES	CWT 595	2863	1952	10388	
SESAME SEED OIL	595	2863	1952	10388	1618
231 HONG KONG	CWT 10	240	15	352	
400 U STATES	81	2364	145	4647	
SOYA BEAN OIL FOR MANUFACTURE	91	2604	160	4999	1619
400 U STATES	CWT 6671	86042	19004	247923	
VEGETABLE OIL N O P NOT EDIBLE	6671	86042	19004	247923	1620
100 U KINGDOM	CWT		2	55	
207 UN SO AFR			266	3785	
354 NETHRLNDS	2758	37349	2758	37349	
400 U STATES	13721	199724	55470	812711	
RAPE SEED OIL	16479	237073	58496	853900	1621
CASHEW NUT SHELL OIL	CWT				1622
400 U STATES	235	3718	470	7452	
OITICICA OIL	235	3718	470	7452	1623
309 BRAZIL	CWT		494	8060	
SUNFLOWER SEED OIL			494	8060	1624
VEGETABLE OILS FOR TEXTILES	CWT				1625
100 U KINGDOM			202	1850	
400 U STATES	3094	60213	9661	204444	
LEMON OIL AND ORANGE OIL	3094	60213	9863	206294	1626
100 U KINGDOM	LB		1049	1331	
220 BERMUDA			5320	48995	
222 B HOND			500	1108	
224 JAMAICA	3000	5550	6000	11253	
335 GERMANY W			22	117	
344 ITALY	300	2122	1525	6680	
354 NETHRLNDS	100	270	200	540	
360 ISRAEL	550	679	550	679	
376 SWITZRLND			30	563	
400 U STATES	8830	22026	38776	87501	
SPEARMINT OIL	12780	30647	53972	158767	1627
400 U STATES	LB 4085	14135	9982	41664	
	4085	14135	9982	41664	

## IMPORTS INTO CANADA FOR CONSUMPTION

Articles and Countries from which Imported	MONTH OF APRIL 1958		FOUR MONTHS ENDED APRIL 1958		Class Number
	Quantities	Values (\$)	Quantities	Values (\$)	
ROSE BUSHES NOP					
100 U KINGDOM	NO	4817	23677	11463	1646
306 BELGIUM		14985	31025	5054	
318 DENMARK		13924	124737	22426	
327 FRANCE		620	620	172	
335 GERMANY W		2368	13293	3710	
354 NETHRLNDS		249709	578043	133091	
375 SWEDEN		1200	1200	288	
400 U STATES		333712	820895	362224	
		621335	1593490	538428	
BUSHES ROOTS AND VINES N O P					
327 FRANCE	NO	4500	20800	1942	1647
335 GERMANY W		820	820	121	
354 NETHRLNDS		575	5940	1270	
400 U STATES		804293	897372	48861	
		810188	924932	52194	
APPLE TREES N O P					
318 DENMARK	NO	100	100	70	1651
354 NETHRLNDS		652	859	659	
400 U STATES		7138	13280	12328	
		7890	14239	13057	
PEACH TREES AND JUNE BUOS NOP					
400 U STATES	NO				1653
		40907	58570	30986	
		40907	58570	30986	
FRUIT TREES N O P					
318 DENMARK	NO	200	200	135	1657
354 NETHRLNDS		428	631	403	
400 U STATES		18073	34187	25568	
		18701	35018	26106	
AZALEAS RHODODENDRONS ETC					
100 U KINGDOM				2503	1662
227 BAHAMAS		374		100	
231 HONG KONG			401	946	
306 BELGIUM		1054		47756	
318 DENMARK				1977	
327 FRANCE		120		685	
335 GERMANY W				50	
347 JAPAN		82		2275	
354 NETHRLNDS		21877		117250	
384 P RICO		795		3532	
400 U STATES		37742		197291	
		62445		374365	
PALMS FERNS FICUS CANNAS ETC					
100 U KINGDOM				249	1663
347 JAPAN		105		105	
354 NETHRLNDS		5671		22806	
400 U STATES		1758		7427	
		7534		30587	
TULIP BULBS					
354 NETHRLNDS				410	1664
				410	
GLADIOLI BULBS					
347 JAPAN		1771		4202	1665
354 NETHRLNDS		30971		78748	
400 U STATES		3832		13910	
		36574		96860	
FLOWERS AND FOLIAGE CUT					
100 U KINGDOM		725		3433	1666
220 BERMUDA		1820		1820	
225 TRINIDAD				143	
231 HONG KONG		772		772	
327 FRANCE		450		670	
335 GERMANY W				448	
344 ITALY				1714	
352 MEXICO		1085		12946	
354 NETHRLNDS		754		1205	
383 HAWAII		268		268	
400 U STATES		150466		624423	
		156340		647842	
TREES SEEDLING STOCK					
100 U KINGDOM		431		2419	1668
306 BELGIUM				4508	
318 DENMARK				1564	
327 FRANCE		1329		7351	
354 NETHRLNDS		3532		41630	
400 U STATES		1418		15504	
		6710		72976	
FLORIST OR NURSERY STOCK N O P					
100 U KINGDOM		900		1822	1669
306 BELGIUM		4106		14280	
318 DENMARK		1134		14434	
327 FRANCE		1943		3956	
335 GERMANY W		1265		8204	
347 JAPAN				311	
354 NETHRLNDS		308055		638099	
400 U STATES		112126		264581	
		429529		945687	
LATEX NATURAL					
218 MALAYA	LB	157147	408070	143910	1678
400 U STATES		566003	1825886	629911	
		723150	2233956	773821	
LATEX SYNTHETIC					
335 GERMANY W	LB		250	77	1679
400 U STATES		433059	1692753	612783	
		433059	1693003	612860	

IMPORTS INTO CANADA FOR CONSUMPTION

Articles and Countries from which Imported	MONTH OF APRIL 1958		FOUR MONTHS ENDED APRIL 1958		Class Number
	Quantities	Values (\$)	Quantities	Values (\$)	
BALATA CRUDE 309 BRAZIL	LB 1980	791	2950	1219	1681
GUTTA PERCHA UNMANUFACTURED 400 U STATES	LB 1236	4191	4886	16547	1682
RUBBER CRUDE CAOUTCHOUC 100 U KINGDOM 217 CEYLON 218 MALAYA 355 INDONESIA 371 THAILAND 400 U STATES	LB 18098 538350 2303818 90281 100800 148948	4784 111214 520705 19913 19912 36500	18098 3386743 15750629 224542 403200 776575	4784 763748 3607298 51770 80160 202006	1683
COMB BLANKS OF HARD RUBBER 305 AUSTRIA 335 GERMANY W 400 U STATES		588 408 996		184 588 626 1398	1684
RUBBER POWDERED WASTE OR JUNK 100 U KINGDOM 400 U STATES	CWT 242 2460 2702	3077 18676 21753	818 8994 9812	6486 82883 89369	1687
RUBBER RECOVERED 100 U KINGDOM 400 U STATES	CWT 660 15849 16509	4966 162280 167246	1338 60413 61751	9690 634445 644135	1688
RUBBER SUBSTITUTE OR SYNTHETIC 354 NETHRLNDS 400 U STATES	CWT 13223 13223	384068 384068	4 51947 51951	87 1527363 1527450	1689
RUBBER THREAD NOT COVERED 100 U KINGDOM 400 U STATES	LB 1523 27429 28952	2126 43091 45217	4367 104750 109117	5949 163088 169037	1690
HARD RUBBER STRIP SHEET ROD 100 U KINGDOM 400 U STATES	LB 713 713	2219 2219	16014 5593 21607	5247 10628 15875	1691
FOAM RUBBER SHEETING 100 U KINGDOM 400 U STATES		11344 7565 18909		17053 58946 75999	1697
RUBBER SHEETING N O P 100 U KINGDOM 218 MALAYA 335 GERMANY W 354 NETHRLNDS 400 U STATES		336 614 893 25555 27398		6406 66368 1803 182 72104 146863	1698
CONVEYOR BELTING OF RUBBER 100 U KINGDOM 335 GERMANY W 400 U STATES		58544 1265 20362 80171		119914 1608 51904 173426	1699
BELTING RUBBER N O P 100 U KINGDOM 335 GERMANY W 347 JAPAN 375 SWEDEN 400 U STATES		4344 60 24334 28738		8311 567 1111 213 112242 122444	1701
CANVAS SHOES RUBBER SOLES 100 U KINGDOM 215 INDIA 231 HONG KONG 313 CHINA 317 CZECHO S 335 GERMANY W 344 ITALY 347 JAPAN 400 U STATES	PAIR 36340 114770 220285 4800 9215 547 68784 2360 457101	19176 50917 84980 2777 5292 1397 29156 2888 196583	66155 191410 871436 14500 25125 47 547 255884 8038 1433142	43528 91766 388073 6863 14691 112 1397 101643 9320 657393	1702
BOOTS AND SHOES RUBBER N O P 100 U KINGDOM 231 HONG KONG 317 CZECHO S 327 FRANCE 335 GERMANY W 347 JAPAN 400 U STATES	PAIR 45112 1940 32249 699 18261 1845 100106	66331 1170 30871 2741 11805 3547 116465	172784 17514 101533 2439 832 72992 6338 374432	247087 8813 97456 9557 3689 51468 15040 433110	1703
CEMENT RUBBER 100 U KINGDOM 335 GERMANY W 400 U STATES		2362 225 71922 74509		3327 792 297689 301808	1704
CLOTHING RUBBER N O P 100 U KINGDOM 231 HONG KONG 306 BELGIUM 347 JAPAN 359 NORWAY 360 ISRAEL 400 U STATES		1367 42369 590 1815 743 6239 53123		9304 86668 207 15140 8712 882 27729 148642	1705

## IMPORTS INTO CANADA FOR CONSUMPTION

Articles and Countries from which Imported	MONTH OF APRIL 1958		FOUR MONTHS ENDED APRIL 1958		Class Number
	Quantities	Values (\$)	Quantities	Values (\$)	
GLOVES RUBBER					1706
100 U KINGDOM	DZ PR 2058	7508	5525	19922	
317 CZECHO S	180	200	192	297	
335 GERMANY W			4	83	
347 JAPAN	52	832	52	832	
400 U STATES	6274	33326	30617	157433	
	8564	41866	36390	178567	
GOLF BALLS					1707
100 U KINGDOM	DOZ 16617	45149	38194	111451	
347 JAPAN	1000	2786	2620	6651	
400 U STATES	7108	37854	22742	104098	
	24725	85789	63556	222200	
HEELS RUBBER					1708
100 U KINGDOM	PAIR		18780	2603	
231 HONG KONG			23400	2665	
400 U STATES	101926	11524	492336	58235	
	101926	11524	534516	63503	
HOSE RUBBER OR RUBBER LINED					1709
100 U KINGDOM		16767		66272	
318 DENMARK				1340	
335 GERMANY W		710		1863	
375 SWEDEN		67		290	
400 U STATES		172870		655023	
		190414		724788	
WATER BOTTLES RUBBER					1710
100 U KINGDOM		1180		8390	
305 AUSTRIA				190	
317 CZECHO S				1441	
335 GERMANY W				310	
400 U STATES		809		5933	
		1989		16264	
MATERIALS FOR SEALING COMPOUND					1711
400 U STATES		20195		52724	
		20195		52724	
MATS AND MATTING RUBBER					1712
100 U KINGDOM		241		868	
335 GERMANY W		1232		7798	
354 NETHRLNDS		1316		4762	
400 U STATES		104019		472561	
		106808		485989	
PACKING RUBBER					1713
100 U KINGDOM		2915		10008	
335 GERMANY W		371		1105	
375 SWEDEN				480	
400 U STATES		24340		96456	
		27626		108049	
RAINCOATS RUBBER					1714
100 U KINGDOM	NO		230	1871	
			230	1871	
TIRES BICYCLE AND MOTORCYCLE					1715
100 U KINGDOM	NO 14732	15789	33760	36337	
306 BELGIUM	2529	1740	14311	9032	
317 CZECHO S	3750	2966	4540	3345	
327 FRANCE	5590	3346	6390	3915	
335 GERMANY W	13300	8071	23772	15240	
344 ITALY	50	233	50	233	
347 JAPAN	625	312	2125	993	
354 NETHRLNDS	39715	24341	51750	31806	
375 SWEDEN	8700	5823	10200	6691	
400 U STATES	232	310	7898	10644	
	89223	62931	154796	118236	
TIRE CASINGS N O P					1716
100 U KINGDOM	NO 1330	21616	4916	66259	
327 FRANCE	383	19576	1359	87891	
335 GERMANY W	89	1745	437	7266	
344 ITALY			4	401	
347 JAPAN	640	29536	1048	47959	
359 NORWAY			100	310	
375 SWEDEN	4700	9463	7562	15997	
400 U STATES	6170	294709	15266	942169	
	13312	376645	30692	1168252	
TIRES INNER TUBES N O P					1717
100 U KINGDOM	NO 2519	5109	3498	7218	
327 FRANCE	195	582	721	3073	
335 GERMANY W	49	230	49	230	
347 JAPAN	144	567	280	1023	
359 NORWAY			100	88	
375 SWEDEN	5153	2780	9489	5134	
400 U STATES	10377	23953	28689	78242	
	18437	33221	42826	95008	
TIRES SOLID AUTOMOBILE					1718
400 U STATES	NO 154	6472	951	22861	
	154	6472	951	22861	
TIRES SOLID RUBBER N O P					1719
100 U KINGDOM		14176		26332	
400 U STATES		12334		115377	
		26510		141709	
MANUFACTURES OF RUBBER N O P					1720
100 U KINGDOM		37071		103523	
231 HONG KONG				111	
305 AUSTRIA				272	
317 CZECHO S		511		943	
318 DENMARK				270	
327 FRANCE		669		5765	
335 GERMANY W		7034		19771	
344 ITALY		4387		8227	



IMPORTS INTO CANADA FOR CONSUMPTION

Articles and Countries from which Imported	MONTH OF APRIL 1958		FOUR MONTHS ENDED APRIL 1958		Class Number
	Quantities	Values (\$)	Quantities	Values (\$)	
347 JAPAN		2728		9083	
354 NETHRLNDS		494		1154	
375 SWEDEN		336		336	
376 SWITZRLND				64	
400 U STATES		4 41265		1714719	
TIRES INNER TUBES BICYCLE	NO	494495		1864238	1721
100 U KINGDOM	4589	1756	15615	7335	
306 BELGIUM	1475	439	9475	2543	
317 CZECHO S	5300	1148	7800	1691	
335 GERMANY W	24250	6330	40490	11561	
347 JAPAN	900	196	2200	438	
354 NETHRLNDS	40755	11602	55618	15878	
375 SWEDEN	4900	1602	4900	1602	
400 U STATES	96	76	936	679	
GASKETS AND WASHERS RUBBER	82265	23149	137034	41727	1722
100 U KINGDOM		188		1832	
344 ITALY				1022	
347 JAPAN				81	
400 U STATES		115675		334313	
DRUGGISTS SUNDRIES RUBBER		115863		337248	1723
100 U KINGDOM		4478		17202	
305 AUSTRIA				209	
317 CZECHO S		86		767	
335 GERMANY W		1395		3851	
347 JAPAN				443	
354 NETHRLNDS		172		537	
400 U STATES		106415		376749	
TIRE REPAIR MATERIAL OF RUBBER		112546		399758	1724
100 U KINGDOM		1186		5037	
327 FRANCE				323	
335 GERMANY W		13802		27538	
400 U STATES		74300		202056	
NURSING NIPPLES RUBBER	GROSS	89288		234954	1725
100 U KINGDOM	300	894	610	1899	
400 U STATES	2012	8465	4631	31967	
FLOORING AND TILE OF RUBBER	2312	9359	5241	33866	1726
100 U KINGDOM	SQ YD		474	1193	
317 CZECHO S			167	265	
327 FRANCE			353	579	
400 U STATES	14011	22926	39046	65873	
V BELTS CHIEFLY OF RUBBER	14011	22926	40040	67910	1727
100 U KINGDOM		6365		22133	
305 AUSTRIA		153		153	
335 GERMANY W		716		2272	
347 JAPAN		1144		3368	
375 SWEDEN		760		2673	
376 SWITZRLND				76	
400 U STATES		72249		297238	
SOLES SOLING MATERIALS RUBBER		81387		327913	1728
100 U KINGDOM		1346		2358	
217 CEYLON		2702		5551	
218 MALAYA		2618		2903	
335 GERMANY W		392		392	
400 U STATES		45703		162425	
AUTOMOTIVE PARTS OF RUBBER NOP		52761		173629	1729
100 U KINGDOM		1095		5390	
327 FRANCE				282	
335 GERMANY W				4732	
400 U STATES		187989		653626	
WEATHERSTRIPPING OF RUBBER		189084		664030	1730
100 U KINGDOM		494		5508	
335 GERMANY W				5427	
400 U STATES		98380		365985	
TIRES PNEUM USED EXCEPT SCRAP		98874		376920	1731
400 U STATES	NO	2682	16613	71692	
TIRES TRACTOR AND IMPLEMENT	2682	11174	16613	71692	1732
100 U KINGDOM	NO	75	75	1354	
375 SWEDEN		153	1653	4258	
400 U STATES		4877	14702	548145	
ANNATTO SEED		5105	16430	553757	1741
321 ECUADOR	LB		4380	1059	
SUGAR BEET SEED			4380	1059	1744
317 CZECHO S	LB	400	400	90	
400 U STATES		8900	168855	32075	
SEEDS FOR BLENDING		9300	169255	32165	1746
215 INDIA	LB	6400	1165	2284	
304 ARGENTINA		54600	2466	7386	
327 FRANCE			4558	980	
353 MOROCCO		33000	1467	1467	
354 NETHRLNDS		4400	198	198	
372 SPAIN			17814	1676	

## IMPORTS INTO CANADA FOR CONSUMPTION

Articles and Countries from which Imported	MONTH OF APRIL 1958		FOUR MONTHS ENDED APRIL 1958		Class Number
	Quantities	Values (\$)	Quantities	Values (\$)	
400 U STATES	1 6260	1 822	5 6545	5 647	
CLDVER SEED	11 4660	7 118	29 4101	19 638	1 750
LB					
236 NEW ZEAL	2 240	813	7 3095	2 5597	
318 DENMARK	2 2246	1 2426	2 2246	1 2426	
326 FINLAND	88	71	88	71	
327 FRANCE			9 872	5 537	
340 HUNGARY	2 6206	1 4151	7 3497	3 6796	
354 NETHRLNDS	110	62	110	62	
359 NORWAY	1 500	944	1 500	944	
400 U STATES	3 91609	1 25135	4 877 554	1 650 249	
	44 3999	15 3602	50 57962	17 31682	
FLAX SEED					1 751
400 U STATES	2 190	8 979	4 428	20 404	
	2 190	8 979	4 428	20 404	
BENT GRASS SEED					1 753
LB	5 040	2 043	24 788	10 540	
236 NEW ZEAL			2 200	1 380	
335 GERMANY W			4 77 216	11 9604	
400 U STATES	1 46160	2 7167	50 4204	13 1524	
	1 51200	2 9210			
GRASS SEED TIMOTHY					1 754
LB			400	247	
100 U KINGDDM			541	453	
354 NETHRLNDS					
400 U STATES	1 32825	1 0088	3 96790	3 8990	
	1 32825	1 0088	3 97731	3 9690	
GRASS SEED N O P					1 755
LB					
100 U KINGDDM			29 608	8 710	
234 AUSTRALIA			40 404	2 286	
236 NEW ZEAL			20 167	4 899	
318 DENMARK	1 88366	40 505	5 80 539	1 32013	
354 NETHRLNDS	10 900	454	20 800	2 270	
400 U STATES	7 67275	1 19922	39 34361	6 54878	
	9 66541	1 60881	4 625 879	8 05056	
MILLET AND RAPE SEED					1 756
LB					
100 U KINGDDM			5 559	534	
234 AUSTRALIA	2 2400	995	7 8456	4 043	
304 ARGENTINA	5 5115	1 293	5 5115	1 293	
327 FRANCE			6 688	1 442	
335 GERMANY W			1 152	123	
354 NETHRLNDS			3 000	203	
400 U STATES	1 45000	5 183	3 33620	1 3297	
	2 22515	7 471	4 83590	2 0935	
MUSHROOM SPAWN					1 757
100 U KINGDDM				83	
400 U STATES		7 258		30 701	
		7 258		30 784	
SEED BEANS AND SEED PEAS					1 758
LB					
100 U KINGDDM			7 580	1 054	
203 B E AFR			7 100	1 023	
236 NEW ZEAL			1 3140	963	
306 BELGIUM	7 507	272	7 507	272	
354 NETHRLNDS			6 458	1 578	
400 U STATES	2 482609	3 10299	4 243 589	5 13795	
	2 490116	3 10571	4 285 374	5 18685	
SEED POTATDES					1 759
CWT	10 393	3 7340	13 443	4 7198	
400 U STATES	10 393	3 7340	13 443	4 7198	
SEEDS 5 DOLLARS OR OVER PER LB					1 762
100 U KINGDDM		63		4 254	
318 DENMARK				1 332	
327 FRANCE				3 89	
335 GERMANY W				3 49	
354 NETHRLNDS		321		3 097	
400 U STATES		4 453		3 4431	
		4 837		4 3852	
GARDEN FIELD ROOT SEEDS N O P					1 766
100 U KINGDDM		902		1 1653	
215 INDIA		95		95	
231 HDNG KONG		8 358		10 482	
306 BELGIUM		584		584	
318 DENMARK		944		3 177	
327 FRANCE		71		584	
335 GERMANY W		465		879	
344 ITALY		1 150		1 702	
347 JAPAN				649	
352 MEXICO		319		984	
354 NETHRLNDS		1 3556		2 5737	
358 NICARAGUA				2 6538	
400 U STATES		5 4230		2 81239	
		8 0674		3 64303	
TOBACCO TURKISH UNSTEMMED					1 776
LB					
336 GREECE	3 900	3 849	14 325	1 4138	
379 TURKEY	1 6527	1 4034	7 5734	6 2175	
400 U STATES	4 967	3 552	4 967	3 552	
	2 5394	2 1435	9 5026	7 9865	
TOBACCO FLUE CURED UNSTEMMED					1 778
LB					
100 U KINGDDM			9 2869	5 4214	
205 RHOD NYAS	10 717	5 527	4 2272	2 2021	
347 JAPAN			6 418	2 159	
400 U STATES	2 720	2 587	1 3750	1 2617	
	13 437	8 114	1 55309	9 1011	
CIGAR LEAF UNSTEMMED					1 779
LB					
309 BRAZIL	921	554	1 379	830	
316 CUBA	468	2 491	1 1955	2 2136	
400 U STATES	4 6004	1 41283	1 96008	5 94368	
	4 7393	1 44328	2 09342	6 17334	

IMPORTS INTO CANADA FOR CONSUMPTION

Articles and Countries from which Imported	MONTH OF APRIL 1958		FOUR MONTHS ENDED APRIL 1958		Class Number
	Quantities	Values (\$)	Quantities	Values (\$)	
TOBACCO N O P UNSTEMMED 347 JAPAN 392 SYRIA 400 U STATES	LB 5750	1646	5750 41082 3289	1646 17027 1296	1780
CIGAR LEAF STEMMED 316 CUBA 400 U STATES	LB 40937 31191 72128	45034 13481 58515	138361 80701 219062	163502 38975 202477	1782
TOBACCO N O P STEMMED 100 U KINGDOM 205 RHOD NYAS 400 U STATES	LB 83007	45896	58613 195452 703	38309 107708 847	1783
CIGARS 224 JAMAICA 316 CUBA 318 DENMARK 335 GERMANY W 354 NETHRLNDS 376 SWITZRLND 400 U STATES	LB 800 67 335 4371 3492 9065	7942 309 817 15634 8458 33160	43 3043 125 844 12159 50 29844	494 26704 678 2334 42866 150 108538	1784
CIGARETTES 100 U KINGDOM 327 FRANCE 335 GERMANY W 344 ITALY 400 U STATES	LB 5338 499 191 38670 44698	10071 590 309 76816 87786	15381 1377 191 150198 167832	28368 1911 309 287434 318758	1785
TOBACCO CUT 100 U KINGDOM 231 HONG KONG 354 NETHRLNDS 400 U STATES	LB 6364 100 16356 15016 37836	13601 137 12985 23914 50637	33905 300 45984 70857 151046	70219 409 34899 115795 221322	1787
TOBACCO MANUFACTURED N O P 100 U KINGDOM 400 U STATES	LB 418 1622 2040	954 1976 2930	6796 7233 14029	7792 6051 13843	1788
LOCUST BEANS LOCUST BEAN MEAL 400 U STATES	LB 2800 2800	366 366	6550 6550	1133 1133	1811
BROOM CORN 340 HUNGARY 344 ITALY 388 YUGO SLAV 400 U STATES	CWT 220 551 1671 2473 4915	2167 6127 13922 38906 61122	620 1622 3100 10111 15453	6479 22114 31185 147656 207434	1813
CATTLE FOOD WITH MOLASSES 400 U STATES		4406 4406		22949 22949	1815
DRUGS CRUDE BARKS FLOWERS 100 U KINGDOM 203 B E AFR 207 UN SO AFR 215 INDIA 225 TRINIDAD 231 HONG KONG 306 BELGIUM 307 BEL CONGO 327 FRANCE 335 GERMANY W 339 HONDURAS 355 INDONESIA 363 PERU 400 U STATES		481 445 6352 487 344 294 763 557 15817 25540		2645 552 6971 760 1050 17103 866 344 1430 1927 557 152 275 50878 85510	1816
HAY AND STRAW 400 U STATES	TON 2514 2514	54104 54104	9587 9587	204192 204192	1818
MUCILAGE AND VEGETABLE GLUE 100 U KINGDOM 318 DENMARK 400 U STATES	LB 2289 36115 38404	349 6672 7021	12329 250 98062 110641	1490 99 21558 23147	1824
PALM LEAF UNMANUFACTURED 400 U STATES				38149 38149	1825
ROOTS MEDICINAL ALKANET JALAP 231 HONG KONG 306 BELGIUM 327 FRANCE 354 NETHRLNDS 400 U STATES		309		1582 91 424 389 3105 5591	1827
STARCH AND PREPARATIONS N O P 100 U KINGDOM 231 HONG KONG 335 GERMANY W 354 NETHRLNDS 400 U STATES	LB 4700 63000 579160 646860	591 6334 64021 70946	1300 10000 2381 92300 2638511 2744492	201 1276 855 8851 289479 300662	1828
STARCH POTATO POTATO FLOUR 318 DENMARK 354 NETHRLNDS	LB 13206	837	20000 14866	1029 958	1829

## IMPORTS INTO CANADA FOR CONSUMPTION

Articles and Countries from which Imported	MONTH OF APRIL 1958		FOUR MONTHS ENDED APRIL 1958		Class Number
	Quantities	Values (\$)	Quantities	Values (\$)	
400 U STATES	73000	7270	255580	25973	
TAR PINE CRUDE IN BULK	86206	8107	290446	27960	1832
100 U KINGDOM			1078	932	
400 U STATES	8388	3249	56552	23221	
TEASELS	8388	3249	57630	24153	1833
100 U KINGDOM				431	
327 FRANCE				608	
400 U STATES				5282	
TURPENTINE RAW OR CRUDE				6328	
400 U STATES			93263	6232	1834
TURPENTINE SPIRITS OF			93263	6232	
100 U KINGDOM			10	52	1835
231 HONG KONG			30	331	
335 GERMANY W	176	529	176	529	
388 YUGO SLAV	30	434	30	434	
400 U STATES	151550	103506	385781	278267	
VEGETABLE PRODUCTS N O P	151756	104469	386027	279613	
100 U KINGDOM		6738		15803	1836
225 TRINIDAD				170	
231 HONG KONG		1388		2594	
309 BRAZIL				1292	
321 ECUADOR				1954	
327 FRANCE				149	
335 GERMANY W				960	
338 HAITI				1382	
344 ITALY		1149		3734	
347 JAPAN		915		1318	
352 MEXICO		80		80	
354 NETHRLNDS		208		791	
359 NORWAY		19875		19943	
372 SPAIN				400	
387 VENEZUELA				2216	
400 U STATES		14004		55876	
VEGETABLE COLOURING		44357		108662	
100 U KINGDOM		1233		1525	1839
400 U STATES		5057		38417	
OEXTRINE STARCH MIXTURES N O P		6290		39942	
100 U KINGDOM	178480	15253	314920	25301	1840
354 NETHRLNDS	198071	14828	485727	34400	
400 U STATES	93920	8110	204437	20553	
OEXTRINE STARCH NOT A PASTE	470471	38191	1005084	80254	
354 NETHRLNDS				185	1841
400 U STATES	500	79	2205	258	
OISTILLERS SOLUBLES	500	79	4080	443	
400 U STATES					1842
VEGETABLE FLOUR N O P NOT EDIBLE	10110	40145	25845	104220	
400 U STATES	10110	40145	25845	104220	1843
VEGETABLE FLAVOURINGS		40194		153156	
100 U KINGDOM		4401		11083	1845
327 FRANCE		4119		9228	
335 GERMANY W				797	
336 GREECE		933		1502	
344 ITALY				2384	
354 NETHRLNDS		704		2583	
366 PORTUGAL		168		168	
400 U STATES		41969		179890	
SIZING PREPARATIONS N O P		52294		207635	
400 U STATES					1846
	108584	9048	396130	46259	
	108584	9048	396130	46259	

IMPORTS INTO CANADA FOR CONSUMPTION

Articles and Countries from which Imported	MONTH OF APRIL 1958		FOUR MONTHS ENDED APRIL 1958		Class Number
	Quantities	Values (\$)	Quantities	Values (\$)	
<u>GROUP 2</u>					
<u>ANIMALS AND ANIMAL PRODUCTS</u>					
CATTLE PURE BRED					
100 U KINGDOM	NO	500	7	4962	2012
389 IRELAND			11	6348	
400 U STATES			433	287787	
	105	95675	451	299097	
	106	96175			
BABY CHICKS AND TURKEY POULTS					
400 U STATES	NO				2013
	365761	151743	1206974	445037	
	365761	151743	1206974	445037	
DOGS PURE BRED					
100 U KINGDOM	NO				2014
220 BERMUDA	12	1387	56	7358	
236 NEW ZEAL			1	75	
335 GERMANY W	2	401	4	100	
389 IRELAND			7	636	
400 U STATES	47	6356	142	224	
	61	8144	211	15441	
HORSES PURE BRED					
354 NETHRLNDS	NO				2018
400 U STATES	6	1350	6	1350	
	21	25907	100	94248	
	27	27257	106	95598	
SHEEP PURE BRED					
400 U STATES	NO				2020
	1	146	2	442	
	1	146	2	442	
ANIMALS FOR IMP OF STOCK N O P					
100 U KINGDOM	NO				2021
400 U STATES	7	1000	57	9228	
	411	3034	1132	8776	
	418	4034	1189	18004	
HORSES N O P					
100 U KINGDOM	NO				2035
400 U STATES	8	1325	236	34027	
	121	24345	415	96092	
	129	25670	651	130119	
LIVESTOCK N O P					
400 U STATES	NO				2037
	1594	27914	1659	36234	
	1594	27914	1659	36234	
BEES					
400 U STATES	PKGS				2041
	24712	95846	24712	95846	
	24712	95846	24712	95846	
PIGEONS HOMING AND PHEASANTS					
100 U KINGDOM		258		479	2044
400 U STATES		1374		3782	
		1632		4261	
TURTLES					
400 U STATES		6229		8802	2045
		6229		8802	
ALL OTHER ANIMALS LIVING N O P					
100 U KINGDOM		1170		2414	2046
215 INDIA				20773	
216 PAKISTAN				16189	
218 MALAYA				28560	
234 AUSTRALIA				168	
306 BELGIUM		409		1358	
327 FRANCE				471	
335 GERMANY W				2091	
347 JAPAN		224		873	
354 NETHRLNDS		876		5123	
381 ALASKA				50	
400 U STATES		38477		105300	
		41156		183370	
MINK					
100 U KINGDOM	NO				2047
400 U STATES	2	180	2	180	
	236	28571	1102	111923	
	238	28751	1104	112103	
BONES CRUDE					
215 INDIA	CWT		22	600	2051
231 HONG KONG			1	78	
347 JAPAN		241	18	959	
400 U STATES	5	241	18	959	
	30	993	1738	14119	
	35	1234	1779	15756	
BONE DUST CHARRED BONE					
100 U KINGDOM	CWT				2052
400 U STATES	9264	38062	15578	56579	
	459	6983	2630	34634	
	9723	45045	18208	91213	
BONE PITCH CRUDE ONLY					
400 U STATES	CWT				2053
	769	4932	1785	11558	
	769	4932	1785	11558	
CHARCOAL ANIMAL FOR SUGAR					
100 U KINGDOM	CWT				2054
			2265	20605	
			2265	20605	
IVORY AND MANUFACTURES					
100 U KINGDOM				132	2063
215 INDIA				70	
231 HONG KONG		155		733	
347 JAPAN		200		200	
383 HAWAII				400	
400 U STATES		267		633	
		622		2168	
BUTTON BLANKS OF SHELL ROUGH					
347 JAPAN				719	2071
				719	

## IMPORTS INTO CANADA FOR CONSUMPTION

Articles and Countries from which Imported	MONTH OF APRIL 1958		FOUR MONTHS ENDED APRIL 1958		Class Number
	Quantities	Values (\$)	Quantities	Values (\$)	
SHELLS AND FOSSILS N O P					
100 U KINGDOM		2305		7178	2073
327 FRANCE		457		457	
335 GERMANY W				906	
347 JAPAN		175		802	
354 NETHRLNDS		253		388	
383 HAWAII				51	
400 U STATES		4292		11618	
		7482		21400	
OYSTER SHELLS CRUSHED OR NOT	CWT				2075
400 U STATES	54267	36542	274109	190517	
	54267	36542	274109	190517	
FEATHERS NATURAL					2081
100 U KINGDOM		897		2582	
231 HONG KONG		3074		13674	
306 BELGIUM				4184	
318 DENMARK				296	
327 FRANCE		376		528	
335 GERMANY W				3394	
344 ITALY				902	
365 POLAND				1525	
393 TAIWAN				1960	
400 U STATES		8227		40618	
		12574		69663	
BADMINTON SHUTTLE COCKS BIRDS	GROSS				2083
100 U KINGDOM			150	1690	
215 INDIA	44	434	44	434	
318 DENMARK			82	1973	
335 GERMANY W	21	141	21	141	
347 JAPAN			42	241	
400 U STATES	91	1691	311	8971	
	156	2266	650	13450	
MANUFACTURES OF FEATHERS N O P					2084
100 U KINGDOM		123		1319	
207 UN SO AFR		345		451	
215 INDIA				474	
327 FRANCE		2537		4518	
335 GERMANY W		654		1828	
347 JAPAN				314	
390 GERMANY E		747		747	
400 U STATES		1947		11679	
		6353		21330	
FEATHERBONE COILS					2085
400 U STATES		589		5612	
		589		5612	
QUILLS NATURAL OR UNPLUMED					2086
304 ARGENTINA		164		164	
318 DENMARK		315		1062	
365 POLAND		2488		2488	
400 U STATES		4089		10224	
		7056		13938	
COD HADDOCK POLLOCK FRESH	LB				2091
100 U KINGDOM	3375	678	3375	678	
400 U STATES	97180	16975	160796	29541	
	100555	17653	164171	30219	
HALIBUT FRESH	LB				2092
381 ALASKA	5659	938	194876	34180	
400 U STATES	34579	10034	417559	92740	
	40238	10972	612435	126920	
FISH LIVERS	LB				2093
381 ALASKA			2880	720	
400 U STATES	13404	1555	23553	2555	
	13404	1555	26433	3275	
HERRINGS FRESH	LB				2094
100 U KINGDOM			9968	1006	
400 U STATES			13000	1306	
			22968	2312	
LIVE FISH AND EGGS PROPAGATING					2095
400 U STATES		482		20898	
		482		20898	
LOBSTERS FRESH	LB				2096
316 CUBA	520	532	1308	1324	
400 U STATES	450	465	44810	37606	
	970	997	46118	38930	
OYSTERS SEED AND BREEDING					2098
347 JAPAN		7966		7966	
400 U STATES		13369		14874	
		21335		22840	
DYSTERS FRESH OR FROZEN N O P	GAL				2100
400 U STATES	2512	16681	29309	191640	
	2512	16681	29309	191640	
SALMON FRESH	LB				2101
381 ALASKA	10227	3989	145032	55207	
400 U STATES	119986	54069	247583	108431	
	130213	58058	392615	163638	
SQUID FRESH					2102
231 HONG KONG		996		2821	
347 JAPAN		63		179	
400 U STATES		4295		28418	
		5354		31418	
FISH ALL OTHER FRESH	LB				2103
231 HONG KONG	5550	1516	9000	2354	
318 DENMARK	26750	14608	95870	54697	
347 JAPAN	6750	3150	19965	8590	
354 NETHRLNDS	14524	6452	38524	17395	
400 U STATES	268134	37723	1007699	144023	
	321708	63449	1171058	227059	

IMPORTS INTO CANADA FOR CONSUMPTION

Articles and Countries from which Imported	MONTH OF APRIL 1958		FOUR MONTHS ENDED APRIL 1958		Class Number
	Quantities	Values (\$)	Quantities	Values (\$)	
COD HADDOCK POLLOCK DRIED 359 NORWAY 400 U STATES	LB		5511 1020 6531	1753 340 2093	2111
COD HADDOCK POLLOCK SALTED 400 U STATES	LB		200 200	70 70	2113
HERRINGS SALTED 100 U KINGDOM 335 GERMANY W 354 NETHRLNDS 359 NORWAY 375 SWEDEN 400 U STATES	LB	93976 11725 18700 50690 18295	251326 1800 325515 115697 22995 3960	31821 256 58656 11679 3545 471	2115
FISH DRIED N O P 231 HONG KONG 347 JAPAN 400 U STATES	LB	280 1600	10324 3100 440	4436 1463 206	2120
FISH ALL OTHER SALTED 100 U KINGDOM 231 HONG KONG 372 SPAIN 400 U STATES	LB	18886 10080 1431	53841 29693 1665	5352 12546 858	2121
FISH OTHER SMOKED OR BONELESS 100 U KINGDOM 354 NETHRLNDS 400 U STATES	LB	64719 900 14110	313393 1540 39510	55812 564 22752	2122
CRABS CLAMS SHRIMPS CANNED 231 HONG KONG 347 JAPAN 359 NORWAY 400 U STATES	LB	72 51380 14663 5042	56 8833 12603 4836	1006 68600 13085 126560	2131
KIPPERED HERRINGS CANNED 100 U KINGDOM 326 FINLAND 354 NETHRLNDS 359 NORWAY	LB	27607 31829 59436	8116 11436 19552	14330 243 154 30612	2132
LOBSTERS CANNED PREPARED N O P 234 AUSTRALIA 318 DENMARK 400 U STATES	LB	500	335 500 758 109	335 787 134	2133
OYSTERS SHELLLED IN CANS 347 JAPAN 400 U STATES	QUART	500	335 3384 51755	1256 2308 98080	2136
OYSTERS PREPARED PRESERVED NOP 231 HONG KONG 347 JAPAN 400 U STATES	LB	2028 35481 15681	1637 24206 15707	6313 48842 55189	2137
SALMON CANNED PREPARED N O P 347 JAPAN 400 U STATES	LB	1920000 62	1120169 135	3794214 853	2138
PILCHARD CANNED	LB	1920069	1120304	3795067	2139
ANCHOVIES SARDINES CANNED 100 U KINGDDM 318 DENMARK 327 FRANCE 335 GERMANY W 344 ITALY 353 MOROCCO 359 NORWAY 366 PORTUGAL 375 SWEDEN 388 YUGO SLAV 400 U STATES	LB	3594 116	1647 83	107 5832 83 629 136 11547 246243 83319 2867 7975 9747	2140
TUNA FISH CANNED 347 JAPAN 366 PORTUGAL	LB	416509	112306	1057531 2140	280962 1927
FISH PRESERVED IN OIL N O P 231 HONG KONG 318 DENMARK 327 FRANCE 335 GERMANY W 344 ITALY 347 JAPAN 363 PERU 366 PORTUGAL 400 U STATES			1603 980 393 702 353 2376 22977 4512	3912 1900 1102 4116 884 4794 60728 12474 184	2144
FISH PREPARED OR PRESERVED NOP 100 U KINGDOM 231 HONG KONG 313 CHINA 318 DENMARK			2921 1691 462	8101 6359 623 468	2145

## IMPORTS INTO CANADA FOR CONSUMPTION

Articles and Countries from which Imported	MONTH OF APRIL 1958		FOUR MONTHS ENDED APRIL 1958		Class Number
	Quantities	Values (\$)	Quantities	Values (\$)	
327 FRANCE				559	
335 GERMANY W		169		1995	
347 JAPAN		2266		15334	
352 MEXICO		2139		6740	
354 NETHRLNDS				55	
359 NORWAY		6294		8910	
366 PORTUGAL				227	
372 SPAIN				122	
375 SWEDEN		139		139	
400 U STATES		5880		64333	
HERRINGS CANNED		21961		113965	
100 U KINGDOM	LB	19320	34011	7204	2146
231 HONG KONG		180	372	245	
335 GERMANY W		37429	147101	32857	
354 NETHRLNDS			2077	460	
359 NORWAY		1874	11727	4180	
375 SWEDEN		2846	4539	2365	
400 U STATES		378	1569	690	
FISH OFFAL OR REFUSE		62027	201396	48001	
400 U STATES	CWT	2276	5773	11876	2151
SPONGES OF MARINE PRODUCTION		2276	5773	11876	
100 U KINGDOM				180	2152
306 BELGIUM				577	
316 CUBA		3220		7861	
336 GREECE		2157		3508	
344 ITALY		1466		1672	
379 TURKEY		247		247	
400 U STATES		169		5505	
FISHERY PRODUCTS		7259		19550	
N O P					2153
100 U KINGDOM				59	
225 TRINIDAD				80	
231 HONG KONG		21075		57034	
234 AUSTRALIA		1040		3815	
313 CHINA		357		357	
316 CUBA				1623	
335 GERMANY W		1353		2569	
347 JAPAN		1895		19530	
352 MEXICO		13298		31213	
359 NORWAY				216	
375 SWEDEN				98	
400 U STATES		151610		636218	
FISH MEAL		190628		752812	
FUR SKINS CHINA AND JAP MINK	CWT				2154
347 JAPAN	NO				2155
FUR SKINS OPOSSUM UNDRRESSED		200	200	804	
400 U STATES		200	200	804	
FUR SKINS RACCOON UNDRRESSED	NO	2152	4248	3687	2156
400 U STATES		2152	4248	3687	
FUR SKINS SHEEP LAMB UNDRRESSED	NO	5911	83594	233315	2157
304 ARGENTINA		5911	83594	233315	
312 CHILE			6240	12402	2158
400 U STATES		44505	98403	186947	
FUR SKINS MARINE UNDRRESSED	NO	44505	109338	209506	2161
359 NORWAY			150	975	
400 U STATES		41	41	248	
FUR SKINS FOX UNDRRESSED	NO	41	191	1223	2162
100 U KINGDOM		302	3041	49149	
318 DENMARK			10	172	
359 NORWAY			414	7459	
375 SWEDEN		361	373	6505	
400 U STATES		58	419	4827	
FUR SKINS KOLINSKY UNDRRESSED	NO	721	4257	68112	2163
100 U KINGDOM		600	7390	8814	
313 CHINA			79698	197908	
400 U STATES			6600	8409	
FUR SKINS MINK UNDRRESSED	NO	600	93688	215131	2164
100 U KINGDOM		4458	14527	173067	
318 DENMARK		857	1933	35738	
326 FINLAND		149	346	4452	
359 NORWAY		5531	5764	81157	
375 SWEDEN		1056	2556	44785	
380 USSR		960	960	9323	
400 U STATES		26263	175678	2810611	
FUR SKINS MUSKRAT UNDRRESSED	NO	39274	201764	3159133	2165
100 U KINGDOM		1575	1575	1616	
400 U STATES		194886	909476	991408	
FUR SKINS PERSIAN LAMB UNDRRESS	NO	196461	911051	993024	2166
100 U KINGDOM		14904	174987	1145146	
335 GERMANY W			298	2572	
400 U STATES		40316	227682	1865061	
		55220	402967	3012779	



IMPORTS INTO CANADA FOR CONSUMPTION

Articles and Countries from which Imported	MONTH OF APRIL 1958		FOUR MONTHS ENDED APRIL 1958		Class Number
	Quantities	Values (\$)	Quantities	Values (\$)	
FUR SKINS RABBIT UNRESSED					2167
327 FRANCE	NO 25000	12230	41500	21106	
335 GERMANY W	5000	2597	5000	2597	
347 JAPAN			20000	9949	
400 U STATES	14225	8043	59558	23950	
	44225	22870	126058	57602	
FUR SKINS SQUIRREL UNRESSED					2168
100 U KINGDOM	NO 27730	16020	43230	25516	
400 U STATES			79050	48857	
	27730	16020	122280	74373	
FUR SKINS UNRESSED N O P					2169
100 U KINGDOM	NO 10574	12359	15436	24531	
304 ARGENTINA	36	176	36	176	
309 BRAZIL	188	6448	779	13507	
313 CHINA	1700	2997	11700	13827	
314 COLOMBIA			50	160	
352 MEXICO			647	637	
380 USSR			5750	17672	
381 ALASKA	93	1735	93	1735	
400 U STATES	6802	47376	39549	326677	
	19393	71091	74040	398922	
ASTRACHAN RUSSIAN HARE DRESSED					2171
RABBIT SKINS DRESSED N O P					2172
306 BELGIUM	DOZ 3898	10170	5582	17362	
313 CHINA			417	1489	
327 FRANCE	13	305	13	305	
	3911	10475	6012	19156	
FUR SKINS DRESSED N O P					2173
100 U KINGDOM		28021		164449	
304 ARGENTINA		975		1219	
335 GERMANY W				23581	
359 NORWAY				448	
400 U STATES		106273		595168	
		135269		784865	
HATTERS FURS NOT ON THE SKIN					2174
100 U KINGDOM	LB		15558	71321	
234 AUSTRALIA			3000	7680	
306 BELGIUM	16625	28753	41100	78378	
317 CZECHO S			150	293	
327 FRANCE	625	1151	5675	7886	
335 GERMANY W	1635	3999	14680	30001	
344 ITALY			600	1756	
372 SPAIN			20350	33650	
400 U STATES	14316	35426	34322	84383	
	33201	69329	135435	315348	
FUR SKINS SHEEP DRESSED					2175
100 U KINGDOM				2760	
327 FRANCE				402	
344 ITALY		76		76	
400 U STATES		7841		38689	
		7917		41927	
MANUFACTURES OF FUR N O P					2181
100 U KINGDOM		4216		6445	
236 NEW ZEAL				50	
304 ARGENTINA		873		873	
335 GERMANY W				210	
336 GREECE				1157	
359 NORWAY				232	
400 U STATES		44844		177014	
		49933		185981	
BRISTLES ANIMAL					2191
100 U KINGDOM	LB 12767	25228	66048	143930	
335 GERMANY W	809	2133	1560	4814	
347 JAPAN			600	764	
354 NETHRLNDS	2000	2333	18827	44295	
400 U STATES	1526	4371	3154	7259	
	17102	34065	90189	201062	
HAIR UNMANUFACTURED					2192
100 U KINGDOM	LB 300	1201	4273	8031	
306 BELGIUM			5060	3089	
335 GERMANY W	40	133	40	133	
344 ITALY			115	1819	
354 NETHRLNDS			50080	16256	
400 U STATES	186082	43165	591751	120920	
	186422	44499	651319	150248	
HORSE HAIR					2193
304 ARGENTINA	LB		250	894	
313 CHINA			2666	2925	
400 U STATES	5037	9377	72032	44053	
	5037	9377	74248	47872	
HAIR CURLED DYED N O P					2194
100 U KINGDOM		164		1031	
335 GERMANY W		891		1965	
400 U STATES		445		3613	
		1500		6609	
MANUFACTURES OF HAIR NOP					2195
100 U KINGDOM		935		3362	
231 HONG KONG				4366	
313 CHINA		1469		2628	
335 GERMANY W				1215	
400 U STATES		1772		6678	
		4176		18249	
HORSE HIDES					2200
100 U KINGDOM	NO		1000	7528	
400 U STATES		706	1783	12292	
	100	706	2783	19820	

## IMPORTS INTO CANADA FOR CONSUMPTION

Articles and Countries from which Imported	MONTH OF APRIL 1958		FOUR MONTHS ENDED APRIL 1958		Class Number
	Quantities	Values (\$)	Quantities	Values (\$)	
CALF SKINS AND KIPS RAW	NO				2201
100 U KINGDOM	3116	10093	3116	10093	
376 SWITZRLND	1200	10181	3583	29535	
400 U STATES	63032	231621	253141	861085	
	67348	251895	259840	900713	
CATTLE HIDES RAW	NO				2202
400 U STATES	44149	226490	216390	1185397	
	44149	226490	216390	1185397	
SHEEP SKINS RAW	NO				2203
234 AUSTRALIA			10000	10213	
304 ARGENTINA			1675	1019	
400 U STATES	81939	117756	324766	505885	
	81939	117756	336441	517117	
OTHER HIDES AND SKINS RAW NOP	NO				2204
236 NEW ZEAL	2000	5053	3000	7548	
400 U STATES	189	397	1542	3167	
	2189	5450	4542	10715	
GOAT SKINS AND KID SKINS RAW	NO				2205
400 U STATES			6599	3118	
			6599	3118	
HIDE SECTIONS OR BELLIES	NO				2206
100 U KINGDOM			2500	11673	
400 U STATES	14379	16960	85624	97190	
	14379	16960	88124	108863	
LEATHER DRESSED KID					2210
100 U KINGDOM		58128		203682	
215 INDIA		1218		2441	
327 FRANCE				99	
335 GERMANY W		9289		15989	
344 ITALY				1354	
372 SPAIN				6023	
400 U STATES		18235		88396	
		66870		317984	
BELTING LEATHER IN BUTTS					2211
100 U KINGDOM		6835		15849	
327 FRANCE				2177	
389 IRELAND				282	
400 U STATES		7160		23321	
		13995		41629	
LEATHER TANNED N O P					2213
100 U KINGDOM		13704		61440	
215 INDIA		13924		13924	
234 AUSTRALIA				557	
236 NEW ZEAL				1543	
327 FRANCE		709		4120	
354 NETHRLNDS		103		1442	
400 U STATES		9441		28586	
		37881		111612	
LEATHER DRESSED N O P					2215
100 U KINGDOM		79139		304937	
234 AUSTRALIA				64	
236 NEW ZEAL				1646	
305 AUSTRIA				1359	
306 BELGIUM		1435		1621	
309 BRAZIL				1127	
327 FRANCE		72945		200903	
335 GERMANY W		3423		8944	
344 ITALY		80		80	
354 NETHRLNDS		1632		5751	
376 SWITZRLND				412	
389 IRELAND				5502	
400 U STATES		92022		470495	
		250676		1002841	
CHAMDIS SKIN					2216
100 U KINGDOM		45652		167221	
		45652		167221	
PATENT AND UPHOLSTERY LEATHER					2217
100 U KINGDOM				1479	
400 U STATES		17093		99151	
		17093		100630	
SOLE LEATHER	LB				2218
100 U KINGDOM	1100	503	7786	3443	
400 U STATES	2218	693	42583	18692	
	3318	1196	50369	22135	
SCRAP LEATHER					2219
400 U STATES		11537		31116	
		11537		31116	
PIG MOROCCO ROLLER LEATHERS					2220
100 U KINGDOM		39607		133634	
400 U STATES		5298		28286	
		44905		161920	
LEATHER FROM EAST INDJA KIP					2221
100 U KINGDOM		76309		307036	
400 U STATES		280		511	
		76589		307547	
LEATHER FOR GLOVES OR CLOTHING					2224
100 U KINGDOM		95177		298923	
318 DENMARK		380		380	
344 ITALY		97		97	
375 SWEDEN				126	
400 U STATES		142833		514352	
		238487		813878	
LEATHER FOR UPHOLSTERY LEATHER					2225
100 U KINGDOM		23934		57527	
400 U STATES		1187		5410	
		25121		62937	

## IMPORTS INTO CANADA FOR CONSUMPTION

37

Articles and Countries from which Imported	MONTH OF APRIL 1958		FOUR MONTHS ENDED APRIL 1958		Class Number
	Quantities	Values (\$)	Quantities	Values (\$)	
CRUST OIL LEATHER FOR CHAMOIS 100 U KINGDOM		90		425	2226
		90		425	
BOOTS AND SHOES MENS LEATHER	PAIR				2232
100 U KINGDOM	42791	227918	155653	802738	
231 HONG KONG	250	223	250	223	
305 AUSTRIA	173	1320	447	8297	
306 BELGIUM			35	248	
317 CZECHO S	8500	23489	26642	61209	
327 FRANCE	324	2434	888	7522	
335 GERMANY W	2329	12805	10535	62226	
344 ITALY	13123	72628	28125	150862	
352 MEXICO	16	269	112	1273	
354 NETHRLNDS			133	631	
376 SWITZRLND	6	79	226	2559	
400 U STATES	7427	34047	24412	119069	
	74939	375212	247458	1216857	
BOOTS AND SHOES WOMENS LEATHER	PAIR				2233
100 U KINGDOM	15187	76246	54185	305650	
215 INDIA			20	56	
231 HONG KONG	186	229	564	561	
305 AUSTRIA	15	133	115	1716	
327 FRANCE	42	307	62	438	
335 GERMANY W	2590	13117	6112	35468	
344 ITALY	23259	86237	51299	206133	
347 JAPAN	434	243	434	243	
352 MEXICO	2273	3622	9519	10382	
354 NETHRLNDS			146	623	
359 NORWAY			10	51	
376 SWITZRLND	200	1854	4042	36949	
383 HAWAII	769	1377	846	1547	
389 IRELAND			293	1507	
400 U STATES	81613	290980	275991	1099138	
	126568	474345	403638	1700462	
BOOTS SHOES CHILDRENS LEATHER	PAIR				2234
100 U KINGDOM	50653	46376	105900	105488	
215 INDIA	6530	6058	6530	6058	
335 GERMANY W	2262	7097	3542	11647	
344 ITALY	429	592	2601	6021	
354 NETHRLNDS	5532	5255	5843	5977	
400 U STATES	11143	17896	38432	63847	
	76549	83274	162848	199038	
GARMENTS LEATHER					2235
100 U KINGDOM		1763		3712	
335 GERMANY W		70		70	
344 ITALY		159		159	
354 NETHRLNDS		679		1027	
400 U STATES		1428		6023	
		4099		10991	
GLOVES MITTS LEATHER N O P					2236
100 U KINGDOM		20393		68337	
216 PAKISTAN		585		1740	
317 CZECHO S		67		322	
327 FRANCE		4207		24257	
335 GERMANY W		721		2583	
344 ITALY		2636		5714	
347 JAPAN		22787		66090	
354 NETHRLNDS				102	
376 SWITZRLND				333	
400 U STATES		9895		38789	
		61291		208267	
GLOVES OF KID WOMENS					2237
100 U KINGDOM		1163		1163	
306 BELGIUM		884		3839	
327 FRANCE		9225		63523	
335 GERMANY W		1434		33224	
344 ITALY				2982	
		12706		104731	
HARNESS AND SADDLERY					2238
100 U KINGDOM		7055		23119	
335 GERMANY W		307		2245	
344 ITALY				300	
352 MEXICO				724	
354 NETHRLNDS		302		302	
400 U STATES		38302		93659	
		45966		120349	
LEATHER BELTING					2239
100 U KINGDOM		1376		7631	
318 DENMARK				351	
335 GERMANY W				978	
354 NETHRLNDS		1073		1073	
400 U STATES		6695		11934	
		9144		21967	
MFRS OF LEATHER OR RAWHIDE NOP					2241
100 U KINGDOM		13557		47537	
216 PAKISTAN				251	
231 HONG KONG				720	
305 AUSTRIA		80		133	
306 BELGIUM				52	
317 CZECHO S		278		278	
327 FRANCE		256		664	
335 GERMANY W		3121		5958	
344 ITALY		3793		6597	
347 JAPAN		134		1211	
352 MEXICO		124		427	
353 MOROCCO				769	

## IMPORTS INTO CANADA FOR CONSUMPTION

Articles and Countries from which Imported	MONTH OF APRIL 1958		FOUR MONTHS ENDED APRIL 1958		Class Number
	Quantities	Values (\$)	Quantities	Values (\$)	
354 NETHRLNDS		174		649	
372 SPAIN				181	
375 SWEDEN				98	
376 SWITZRLND				175	
400 U STATES		43301		183143	
		64818		248843	
SOLES AND HEELS LEATHER					2243
100 U KINGDOM		207		6008	
400 U STATES		14178		36540	
		14385		42548	
SHOE LIFTS AND WELTING LEATHER					2244
100 U KINGDOM				2867	
400 U STATES		2415		19094	
		2415		21961	
STRAPS LEATHER					2245
100 U KINGDOM		8020		27327	
231 HONG KONG				234	
327 FRANCE				1024	
335 GERMANY W		1703		7573	
344 ITALY				174	
347 JAPAN		285		285	
352 MEXICO		307		307	
376 SWITZRLND		3486		6965	
400 U STATES		9864		47529	
		23665		91418	
BICYCLE SADDLES					2246
100 U KINGDOM	NO	7016	5889	12966	11295
335 GERMANY W		18570	11123	35965	20595
347 JAPAN				850	692
354 NETHRLNDS		13150	11512	14130	12488
400 U STATES		1700	2158	3860	5301
		40436	30682	67771	50371
BEEF AND VEAL FRESH					2251
234 AUSTRALIA	LB	25369	6229	71366	19338
236 NEW ZEAL		377160	120610	505090	146900
381 ALASKA		2115	1498	9036	7099
400 U STATES		122268	86544	894754	393845
		526912	214881	1480246	567182
MUTTON AND LAMB FRESH					2252
234 AUSTRALIA	LB	836095	186585	2499939	537141
236 NEW ZEAL		4348341	948739	5586741	1206887
400 U STATES		33705	17805	197847	126654
		5218141	1153129	8284527	1870682
PORK FRESH					2253
234 AUSTRALIA	LB	8280	3647	25680	11267
		8280	3647	25680	11267
POULTRY NOP GAME					2254
PARTRIDGE	LB			13500	3086
234 AUSTRALIA				312	168
381 ALASKA					
400 U STATES		164226	66679	431274	162721
		164226	66679	445086	165975
MEATS FRESH N O P					2257
400 U STATES	LB	2840	3164	30458	17986
		2840	3164	30458	17986
EDIBLE OFFAL FRESH					2258
234 AUSTRALIA	LB	10013	4411	60514	28351
236 NEW ZEAL				5000	2335
400 U STATES		3000	351	226178	63336
		13013	4762	291692	94022
CHICKENS AND FOWLS NOP					2259
381 ALASKA	LB			379	207
400 U STATES		470315	134269	1051311	306365
		470315	134269	1051690	306572
TURKEYS NOP					2260
400 U STATES	LB			61871	5552
				61871	5552
PORK PREP OR PRESERVED N O P					2261
400 U STATES	LB	106323	56567	439132	225382
		106323	56567	439132	225382
BEEF PICKLED					2263
236 NEW ZEAL	LB			2000	307
400 U STATES		986582	307426	3407763	947896
		986582	307426	3409763	948203
CANNED MEATS POULTRY					2264
GAME NOP	LB				
100 U KINGDOM		124417	30626	307255	72947
234 AUSTRALIA		9495	1675	13410	2395
236 NEW ZEAL				25200	11392
318 DENMARK		19935	11937	113707	63469
327 FRANCE		2669	3149	8990	9972
335 GERMANY W		1650	940	8745	3041
347 JAPAN				633	1045
354 NETHRLNDS		3947	1154	13990	4296
365 POLAND		5100	2645	5100	2645
400 U STATES		495863	127075	887942	255829
		663076	179201	1364972	427031
EXTRACTS OF MEAT FLUID BEEF					2265
234 AUSTRALIA	LB			72016	204173
304 ARGENTINA				8512	21569
354 NETHRLNDS				288	252
400 U STATES				132	270
				80948	226264
MEATS PREPARED NOT CANNED					2266
400 U STATES	LB	154453	117520	447228	435509
		154453	117520	447228	435509

IMPORTS INTO CANADA FOR CONSUMPTION

Articles and Countries from which Imported	MONTH OF APRIL 1958		FOUR MONTHS ENDED APRIL 1958		Class Number
	Quantities	Values (\$)	Quantities	Values (\$)	
SAUSAGE					
318 DENMARK	LB		450	386	2269
335 GERMANY W			2022	754	
400 U STATES			28120	20462	
		7836	5681		
		7836	5681	30592	21602
SOUPS SOUP PREPARATIONS N O P					
100 U KINGDOM		586		2612	2270
318 DENMARK		113		477	
327 FRANCE				479	
335 GERMANY W				151	
347 JAPAN				66	
354 NETHRLNDS		1913		10315	
360 ISRAEL				137	
376 SWITZRLND		18491		24193	
381 ALASKA		256		256	
400 U STATES		36225		162325	
		57584		201011	
MEAT PIES FROZEN	LB				2271
400 U STATES		187494	63539	525206	189769
		187494	63539	525206	189769
COMPLETE DINNERS MEAT FROZEN	LB				2272
400 U STATES		116729	64202	439897	257763
		116729	64202	439897	257763
BEEF CANNED N O P	LB				2273
100 U KINGDOM			21000	6875	
234 AUSTRALIA		87267	21466	446220	105060
304 ARGENTINA				26100	6976
318 DENMARK				1800	1431
400 U STATES		1331	2341	3086	3906
		88598	23807	498206	124248
CORNED BEEF CANNED	LB				2274
234 AUSTRALIA		53442	15476	511414	161575
304 ARGENTINA		1306350	325593	1849820	476913
327 FRANCE				6300	2449
362 PARAGUAY		109638	30837	181643	50778
386 URUGUAY				3480	794
		1469430	372006	2552657	692509
MILK SKIM POWDERED	LB				2280
400 U STATES		2120	371	3326	661
		2120	371	3326	661
MILK AND CREAM FRESH	GAL				2281
318 DENMARK				1800	4400
400 U STATES		913	2461	2992	11170
		913	2461	4792	15570
BUTTER	LB				2282
CASEIN	LB				2283
234 AUSTRALIA				156800	35141
236 NEW ZEAL				219600	48541
400 U STATES		2300	1133	13230	4528
		2300	1133	389630	88210
CHEESE	LB				2284
100 U KINGDOM		8891	4395	41744	19399
236 NEW ZEAL				1800	611
304 ARGENTINA				4003	1812
305 AUSTRIA		960	442	15843	6086
310 BULGARIA				8819	1970
318 DENMARK		232478	91922	671540	252680
326 FINLAND		2734	860	3819	1464
327 FRANCE		30882	14418	162740	77908
335 GERMANY W		12274	5346	54085	28341
336 GREECE		15805	5252	15805	5252
344 ITALY		317848	147790	741339	355465
354 NETHRLNDS		128292	51533	431838	174212
359 NORWAY		3695	1662	10491	4611
375 SWEDEN		627	207	2161	715
376 SWITZRLND		245482	142016	663113	389777
400 U STATES		134757	63529	363576	206155
		1134725	529372	3192716	1526458
MILK CONDENSED OR EVAPORATED	LB				2285
400 U STATES		1400	164	14720	4023
		1400	164	14720	4023
MILK WHOLE POWDERED	LB				2286
100 U KINGDOM				23002	5697
400 U STATES		1216	243	15372	4431
		1216	243	38374	10128
DRIED WHEY DRIED BUTTERMILK	LB				2287
354 NETHRLNDS		1604	792	1604	792
400 U STATES		40800	3218	216805	18942
		42404	4010	218409	19734
OLEIC ACID OR RED OIL	LB				2288
400 U STATES		2050	461	27343	5582
		2050	461	27343	5582
STEARIC ACID	LB				2289
100 U KINGDOM		10000	1733	30000	5319
234 AUSTRALIA		4480	619	4480	619
306 BELGIUM				2557	2951
400 U STATES		105250	13544	487420	64922
		119730	15896	524457	73811
LARD OIL	GAL				2291
400 U STATES		225	383	5076	9366
		225	383	5076	9366
NEATS FOOT OIL	GAL				2292
ANIMAL OIL N O P	GAL				2293
100 U KINGDOM		312	206	312	206

## IMPORTS INTO CANADA FOR CONSUMPTION

Articles and Countries from which Imported	MONTH OF APRIL 1958		FOUR MONTHS ENDED APRIL 1958		Class Number
	Quantities	Values (\$)	Quantities	Values (\$)	
234 AUSTRALIA			998	5366	
COD LIVER OIL	312	206	1310	5572	2294
100 U KINGDOM	GAL 19170	28479	38895	53547	
359 NORWAY			1175	1733	
400 U STATES	11	71	11	71	
FISH MARINE ANIMAL OIL N O P	19181	28550	40081	55351	2295
347 JAPAN	GAL 5800	12053	13458	51812	
359 NORWAY	675	775	675	775	
400 U STATES	170451	142484	762078	642144	
WHALE AND SPERMACE TI OIL	176926	155312	776211	694731	2297
100 U KINGDOM	GAL 1049	1360	1049	1360	
359 NORWAY	540	581	1665	1769	
400 U STATES	3267	3890	3664	4843	
HALIBUT LIVER OIL	4856	5831	6378	7972	2298
400 U STATES				9870	2299
FISH OIL CONCENTRATED				9870	
400 U STATES				3665	2300
FISH OIL FOR FORTIFYING				3606	
347 JAPAN				15496	
400 U STATES		6850		19102	2302
BEESWAX		6850		19102	
309 BRAZIL	LB		510	383	
312 CHILE			17967	11287	
316 CUBA			13977	8160	
400 U STATES	2218	1653	31944	22200	
CANDLES N O P	2218	1653	64398	42030	2303
100 U KINGDOM	LB		2138	993	
335 GERMANY W	100	66	100	66	
389 IRELAND	2160	421	2700	838	
400 U STATES	1940	694	9695	3836	
GREASE AND DEGRAS	4200	1181	14633	5733	2304
100 U KINGDOM	CWT 218	1444	650	6888	
400 U STATES	8136	68076	46772	396674	
LARD AND COMPOUNDS STEARINE	8354	69520	47422	403562	2307
100 U KINGDOM	LB 11200	1597	11200	1597	
400 U STATES	896649	105661	3483641	391869	
TALLOW	907849	107258	3494841	393466	2308
EGG ALBUMEN DRIED POWDERED ETC	LB				2315
313 CHINA			4482	5076	
354 NETHRLNDS	66	69	66	69	
400 U STATES	1375	1666	113587	125698	
EGG YOLK DRIED POWDERED ETC	1441	1735	118135	130843	2316
EGGS WHOLE DRIED POWDERED ETC	LB				2317
313 CHINA	15000	9711	15000	9711	
354 NETHRLNDS			2100	1388	
400 U STATES	150	157	1650	1945	
GELATINE INEDIBLE PHOTOGRAHIC	15150	9868	18750	13044	2320
400 U STATES	LB 36855	45598	61055	82141	
ANIMAL GLANDS FOR MEDICINE	36855	45598	61055	82141	2321
400 U STATES		2128		3834	
BLOOD ALBUMEN AND BLOOD DRIED		2128		3834	2324
400 U STATES		1392		1749	
EGGS IN THE SHELL		1392		1749	2325
231 HONG KONG	DOZ 3309	1509	9723	4648	
381 ALASKA	240	126	4800	2756	
400 U STATES	136142	389355	473141	1245779	
EGGS YOLK OR ALBUMEN FROZEN	139691	390990	487664	1253183	2326
354 NETHRLNDS	LB 500	453	500	453	
400 U STATES	3146	200	34160	16315	
GELATINE CAPSULES EMPTY	3646	653	34660	16768	2328
400 U STATES		34483		166936	
GELATINE EDIBLE		34483		166936	2329
100 U KINGDOM	LB 8250	3213	67258	27028	
234 AUSTRALIA	33600	16125	96250	47513	
306 BELGIUM	1120	556	1120	556	
318 DENMARK	22400	11298	22400	11298	
354 NETHRLNDS	8400	3153	8760	3290	
400 U STATES	12872	9772	455032	277466	
GELATINE N O P	86642	44117	650820	367151	2331
100 U KINGDOM	LB		8740	2397	
327 FRANCE	2284	685	2284	685	
400 U STATES	618	270	14924	10548	
	2902	955	25948	13630	

IMPORTS INTO CANADA FOR CONSUMPTION

Articles and Countries from which Imported	MONTH OF APRIL 1958		FOUR MONTHS ENDED APRIL 1958		Class Number
	Quantities	Values (\$)	Quantities	Values (\$)	
GLUE ANIMAL POWDERED OR SHEET 100 U KINGDOM 400 U STATES	LB 523000 41814 564814	82154 7139 89293	1445320 170718 1616038	229651 33337 262988	2332
GLUE N O P 400 U STATES	LB 4213 4213	2611 2611	23406 23406	11913 11913	2333
GUT AND MANUFACTURES N O P 100 U KINGDOM 234 AUSTRALIA 400 U STATES		1854 397 179 2430		4390 5382 7217 16989	2336
HONEY 100 U KINGDOM 305 AUSTRIA 312 CHILE 318 DENMARK 327 FRANCE 335 GERMANY W 336 GREECE 344 ITALY 354 NETHRLNDS 388 YUGO SLAV 389 IRELAND 400 U STATES	LB 441 540 3408 1169 438964 444522	136 203 1138 239 58307 60023	1815 3306 540 480 384 225 6528 308 1576 1169 288 1443344 1459963	853 572 203 187 189 133 2267 202 646 239 158 211695 217344	2337
MANURES ANIMAL 400 U STATES	CWT 4125 4125	7787 7787	22893 22893	38734 38734	2338
MUSK IN PODS OR GRAINS 231 HONG KONG	OZ		323 323	9321 9321	2339
RENNET RAW AND PREPARED 400 U STATES	LB 16739 16739	9576 9576	81268 81268	43168 43168	2340
SAUSAGE CASINGS UNCLEANEED 400 U STATES	LB 22166 22166	4103 4103	87186 87186	16267 16267	2341
SAUSAGE CASINGS CLEANED 234 AUSTRALIA 236 NEW ZEAL 400 U STATES	LB 45966 357464 1937 405367	94845 736808 2924 834577	141036 500242 3731 645009	245696 1028174 7636 1281506	2342
TANKAGE 236 NEW ZEAL 400 U STATES	CWT 19031 19031	27517 27517	524 44036 44560	3745 59163 62908	2343
ANIMAL PRODUCTS N O P 100 U KINGDOM 231 HONG KONG 327 FRANCE 335 GERMANY W 344 ITALY 347 JAPAN 352 MEXICO 354 NETHRLNDS 400 U STATES		4437 896 5423 281 175 5414 54456 71082		24130 2162 62 19914 291 2803 848 21649 167196 239055	2344
HORSE MEAT AND MEAT FOR FEED 400 U STATES	CWT 1952 1952	14858 14858	11991 11991	92452 92452	2345
DOG FOOD AND PET STOCK FOOD 100 U KINGDOM 306 BELGIUM 318 DENMARK 335 GERMANY W 352 MEXICO 400 U STATES		555 275 689 21781 23300		462 100 555 275 689 111893 113974	2347

## IMPORTS INTO CANADA FOR CONSUMPTION

Articles and Countries from which Imported	MONTH OF APRIL 1958		FOUR MONTHS ENDED APRIL 1958		Class Number
	Quantities	Values (\$)	Quantities	Values (\$)	
<u>GROUP 3</u>					
<u>FIBRES TEXTILES AND PRODUCTS</u>					
RAW COTTON	CWT				3001
216 PAKISTAN	400	10881	597	16020	
309 BRAZIL			453	14332	
322 EGYPT			220	10157	
352 MEXICO	8222	259747	101468	3082760	
358 NICARAGUA	74720	2206658	74720	2206658	
363 PERU			460	22552	
396 SUDAN			41	2197	
400 U STATES	159763	4660435	488171	15157547	
	243105	7137721	666130	20512223	
COTTON LINTERS AND FIBRES NOP	LB				3002
323 EL SALVD	309142	22082	767893	49774	
352 MEXICO	60620	2807	123640	7140	
400 U STATES	1163572	94729	5759663	424573	
	1533334	119618	6651196	481487	
BATTS BATTING WADDING COTTON	LB				3004
100 U KINGDOM			215	157	
400 U STATES	65012	34115	288541	154052	
	65012	34115	288756	154209	
COTTON THREAD	LB				3009
100 U KINGDOM	2663	8535	8051	21734	
207 UN SO AFR			1907	1144	
317 CZECHO S	5495	5024	13841	12469	
355 GERMANY W			38	154	
344 ITALY			353	1452	
354 NETHRLNDS			30	60	
376 SWITZRLND	198	513	1043	2199	
400 U STATES	88387	126271	247075	395095	
	96743	140343	272338	434307	
COTTON YARNS SINGLES N O P	LB				3011
100 U KINGDOM	8395	8815	32491	36236	
215 INDIA			9611	4261	
400 U STATES	15357	13188	93331	87943	
	23752	22003	135433	128440	
YARNS SINGLES FOR KNIT GOODS	LB				3012
100 U KINGDOM	1063	609	1063	609	
400 U STATES	50537	40196	212049	188253	
	51600	40805	213112	188862	
COTTON YARNS N O P	LB				3013
100 U KINGDOM	23145	18150	38340	32439	
400 U STATES	157342	113809	742259	512042	
	180487	131959	780599	544481	
CROCHET KNITTING COTTON N O P	LB				3014
100 U KINGDOM			294	1516	
327 FRANCE	1679	6091	5219	20849	
354 NETHRLNDS			426	418	
400 U STATES	3304	6139	26239	41105	
	4983	12230	32178	63888	
CORDS AND TWINE COTTON N O P	LB				3015
100 U KINGDOM	7069	4088	33182	17217	
400 U STATES	21739	21433	74340	73005	
	28808	25521	107522	90222	
COTTON YARNS TINSEL THREAD	LB				3017
327 FRANCE			18	273	
400 U STATES	2004	5714	18553	49481	
	2004	5714	18571	49754	
MERCERIZED YARNS 40 AND FINER	LB				3018
100 U KINGDOM	4228	9102	16850	32877	
400 U STATES	1159	2318	2507	4844	
	5387	11420	19357	37721	
COTTON YARNS HANKS FOR THREAD	LB				3019
100 U KINGDOM	76953	108492	254764	374452	
400 U STATES	59699	89585	207200	299037	
	136652	198077	461964	673489	
COTTON YARN 2 PLY 80 AND FINER	LB				3020
100 U KINGDOM			1388	6788	
			1388	6788	
COTTON YARN SINGLES FOR THREAD	LB				3021
100 U KINGDOM	74409	84586	309828	358877	
400 U STATES	24591	28649	131759	147445	
	99000	113235	441587	506322	
COTTON YARN TO BE MERCERIZED	LB				3022
100 U KINGDOM	11668	23753	30372	61847	
400 U STATES	5363	5469	24448	25634	
	17031	29222	54820	87481	
COTTON YARNS SINGLES 20 TO 40	LB				3023
100 U KINGDOM	31391	28592	120134	115657	
400 U STATES	2095	1831	9786	10168	
	33486	30423	129920	125825	
COLOURED COT FAB	LB				3026
NOP OVER 80 C					
100 U KINGDOM	46128	89487	198178	395166	
215 INDIA	900	1916	10624	10699	
231 HONG KONG			574	550	
234 AUSTRALIA			37	250	
305 AUSTRIA	1672	2337	7829	16495	
306 BELGIUM	63816	65398	197960	196899	
317 CZECHO S	30212	28932	108600	111581	
318 DENMARK	127	322	1317	2796	
327 FRANCE	574	1592	12642	26135	



IMPORTS INTO CANADA FOR CONSUMPTION

Articles and Countries from which Imported	MONTH OF APRIL 1958		FOUR MONTHS ENDED APRIL 1958		Class Number
	Quantities	Values (\$)	Quantities	Values (\$)	
335 GERMANY W	56536	97944	214222	402784	
344 ITALY	3251	12237	11791	41445	
347 JAPAN	75017	85283	325584	434667	
354 NETHRLNDS	46649	73180	261358	417618	
365 POLAND	302	250	302	250	
366 PORTUGAL	1411	1457	4979	5208	
372 SPAIN	3386	4291	5423	7701	
375 SWEDEN			838	1399	
376 SWITZRLND	5013	23799	21255	92990	
400 U STATES	1995721	2770506	8913163	13109514	
	2330715	3258931	10296676	15274147	
COLORED COT FAB NOP 50 TO 80 C	LB				3027
100 U KINGDOM	5950	3939	9086	6301	
215 INDIA	22531	13573	243576	137447	
306 BELGIUM	97	73	12479	7978	
317 CZECHO S			1494	1170	
335 GERMANY W			7894	5696	
344 ITALY			3814	2429	
347 JAPAN	2590	1499	13516	9079	
354 NETHRLNDS	364	267	617	468	
365 POLAND			420	260	
400 U STATES	100001	72210	430628	313489	
	131533	91561	723524	484317	
COLORED COT FAB NOP UNDER 50 C	LB				3028
100 U KINGDOM			1377	606	
215 INDIA	18286	8638	152547	67454	
347 JAPAN			3000	1342	
365 POLAND			5570	2356	
400 U STATES	2925	1136	12196	4832	
	21211	9774	174690	76590	
COTTON DENIMS	LB				3029
215 INDIA			16675	8346	
400 U STATES	207620	146939	862008	607465	
	207620	146939	878683	615811	
HANDKERCHIEF COTTON BLEACHED	LB				3030
100 U KINGDOM	786	1754	2881	5262	
347 JAPAN			3334	3310	
	786	1754	6215	8572	
COTTON FABRIC NOT BLEACHED NOP	LB				3031
100 U KINGDOM	826	1604	18880	18446	
215 INDIA	121664	53449	592240	252056	
224 JAMAICA	57357	33441	202265	119349	
305 AUSTRIA			8150	6962	
306 BELGIUM	13405	9193	23715	16537	
309 BRAZIL			3364	1424	
317 CZECHO S			12598	10158	
347 JAPAN	93435	70439	249176	190977	
354 NETHRLNDS	3530	2454	12115	8961	
400 U STATES	685251	452234	3543863	2385602	
	975468	622814	4666366	3010472	
CANTON FLANNELS NOT COLOURED	LB				3032
100 U KINGDOM	3304	10592	9654	19802	
215 INDIA	6767	5838	39629	25387	
309 BRAZIL	1975	1381	3291	2301	
317 CZECHO S	5224	4127	9514	7653	
344 ITALY			18	71	
347 JAPAN	27902	27514	266768	291871	
354 NETHRLNDS	2505	2238	5176	4597	
365 POLAND	10939	8077	74687	51957	
376 SWITZRLND			232	903	
400 U STATES	50553	58904	240995	296387	
	109169	118671	649964	700929	
TOWELLING IN THE WEB	LB				3033
100 U KINGDOM			545	745	
215 INDIA	780	374	26257	16124	
317 CZECHO S			13044	10409	
400 U STATES			10399	10489	
	780	374	50245	37767	
VOILES SCRIMS NOT COLOURED	LB				3034
100 U KINGDOM	110	149	684	1102	
215 INDIA	1150	818	5713	3852	
317 CZECHO S			972	1771	
347 JAPAN			1471	1506	
365 POLAND	375	157	375	157	
376 SWITZRLND	1343	6529	3332	14913	
400 U STATES	16647	19205	91688	104927	
	19625	26858	104235	128228	
COTTON FABRICS BLEACHED N O P	LB				3035
100 U KINGDOM	7293	10156	26695	43945	
215 INDIA			513	314	
335 GERMANY W	1495	1846	3461	4686	
354 NETHRLNDS	426	514	1363	2000	
365 POLAND	10883	6102	13802	8112	
376 SWITZRLND			1096	5109	
400 U STATES	12380	15915	73064	94427	
	32477	34533	119994	158593	
COTTON CHEESECLOTH AND GAUZE	LB				3036
100 U KINGDOM	1438	1886	14334	20039	
400 U STATES	302312	274204	1088899	1003327	
	303750	276090	1103233	1023366	
POPLIN BLEACHED NOT COLOURED	LB				3037
100 U KINGDOM	752	2127	8316	16462	
317 CZECHO S			2337	1435	
347 JAPAN	21281	23899	97068	109204	
376 SWITZRLND			543	2425	
400 U STATES	2771	3386	17007	17628	
	24804	29412	125271	147154	

## IMPORTS INTO CANADA FOR CONSUMPTION

Articles and Countries from which Imported	MONTH OF APRIL 1958		FOUR MONTHS ENDED APRIL 1958		Class Number
	Quantities	Values (\$)	Quantities	Values (\$)	
COTTON FABRICS COUNT 100 100 U KINGDOM 400 U STATES	LB 7796	29978	128185 1095	466340 1828	3039
COTTON FABRICS CUT PILE N O P 100 U KINGDOM 306 BELGIUM 335 GERMANY W 344 ITALY 354 NETHRLNDS 400 U STATES	LB 951 7886	1759 18039	1255 1027 22398 95 126	2568 1995 51020 240 171	3040
COTTON FABRIC FOR TYPE RIBBON 100 U KINGDOM 354 NETHRLNDS 400 U STATES	LB 6890 292	26349 2678	23219 1054 1451	93621 3497 16984	3041
SAILCLOTH EGYPTIAN COTTON 100 U KINGDOM 400 U STATES	LB 110	350	576 131	1670 172	3043
COTTON FABRIC KNITTED 100 U KINGDOM 335 GERMANY W 400 U STATES	LB 11966 57719 69685	13583 100025 113608	42719 546 358625 401890	50559 920 598289 649768	3045
COTTON GABARDINES 100 U KINGDOM 335 GERMANY W 347 JAPAN 400 U STATES	LB 3957 104	15122 101	14957 2836 2210 2647	58025 4858 3467 2851	3047
COTTON FABRICS 80 TO 99 COUNT 100 U KINGDOM	LB 1578	5424	11277	49143	3048
COTTON FABRICS CUT WEFT PILE 100 U KINGDOM 306 BELGIUM 317 CZECHO S 327 FRANCE 344 ITALY 347 JAPAN 354 NETHRLNDS 372 SPAIN 400 U STATES	LB 7682 14 4228	20407 55 3209	11400 14 7264 41 1766 131775 11016 1583	30807 55 6087 139 3620 168103 15089 1574	3049
COTTON FABRICS FOR BOOK COVERS 100 U KINGDOM 347 JAPAN 400 U STATES	LB 6795 5652 8650	8123 2652 8669	28086 5652 46570	32741 2652 52966	3050
LACE NOT COLOURED FOR CLOTHING 100 U KINGDOM 305 AUSTRIA 306 BELGIUM 327 FRANCE 335 GERMANY W 344 ITALY 347 JAPAN 376 SWITZRLND 390 GERMANY E 400 U STATES	LB 958 10518 488 486 8 1659	2764 41067 4099 6228 177 5199	3189 54306 10 4209 2337 8 1903 12871 280	8810 209769 396 25644 10267 177 3984 49766 735	3051
LACE COLOURED FOR CLOTHING 100 U KINGDOM 305 AUSTRIA 327 FRANCE 335 GERMANY W 347 JAPAN 376 SWITZRLND 400 U STATES	LB 67 2326 37	244 7340 439	135 11860 532 1584 206 407	413 43785 4287 3189 707 3905	3052
EMBROIDERIES COTTON N O P 100 U KINGDOM 305 AUSTRIA 306 BELGIUM 327 FRANCE 335 GERMANY W 344 ITALY 354 NETHRLNDS 376 SWITZRLND 400 U STATES	LB 361 46	1048 496	1110 1329 213 72 46 38 306 2983 3660	2543 7288 1246 883 85 518 1340 30048 15367	3053
LACE BOBBINET NETS COTTON N O P 100 U KINGDOM 215 INDIA 231 HONG KONG 305 AUSTRIA 306 BELGIUM 313 CHINA 327 FRANCE 335 GERMANY W 347 JAPAN 376 SWITZRLND 400 U STATES	LB 3308 20 116	7501 105 282	9351 239 816 257 60 1844 90 46 427 319 3966	20566 1346 1893 1926 546 4237 1332 221 588 3952 13179	3054
	6138	16261	17415	49786	

IMPORTS INTO CANADA FOR CONSUMPTION

Articles and Countries from which Imported	MONTH OF APRIL 1958		FOUR MONTHS ENDED APRIL 1958		Class Number
	Quantities	Values (\$)	Quantities	Values (\$)	
WHITE COTTON BOBBINET PLAIN 100 U KINGDOM	YD 1556	852	12926	4063	3055
STOCKINGS COTTON WOMENS CHILDS 100 U KINGDOM	DZ PR 5102	14136	33214	92759	3062
327 FRANCE	15	170	15	170	
335 GERMANY W	38	198	38	198	
372 SPAIN			955	4209	
400 U STATES	9543	26846	36239	107722	
	14698	41350	70461	205058	
STOCKINGS COTTON MENS BOYS 100 U KINGDOM	DZ PR 108	680	3130	8281	3063
327 FRANCE			7	116	
372 SPAIN	250	282	250	282	
400 U STATES	7593	23886	37754	129964	
	7951	24848	41141	130643	
GLOVES COTTON 100 U KINGDOM	DZ PR 669	5187	3863	33996	3064
231 HONG KONG	1250	2163	6444	26210	
232 MALTA	168	993	198	1314	
305 AUSTRIA			26	268	
317 CZECHO S	118	538	1380	5154	
327 FRANCE	481	3554	1112	14185	
335 GERMANY W	1538	12327	6358	48909	
344 ITALY	824	5007	2497	12189	
347 JAPAN	1208	4691	12311	42586	
400 U STATES	2034	10837	9254	44794	
	8290	45297	43443	229605	
SHIRTS COTTON NOT KNITTED 100 U KINGDOM	LB 1327	7941	3321	19400	3066
215 INDIA	525	1403	535	1468	
218 MALAYA			43	171	
231 HONG KONG	25278	34459	101145	130117	
305 AUSTRIA			504	818	
344 ITALY	1274	1991	2325	5354	
347 JAPAN	105095	123639	253242	305583	
354 NETHRLNDS			50	101	
365 POLAND	8707	9167	12989	13678	
376 SWITZRLND	129	976	694	4651	
383 HAWAII	383	1563	383	1563	
400 U STATES	28637	76856	89386	237078	
	171355	257995	464617	719982	
UNDERWEAR COTTON KNITTED 100 U KINGDOM	LB 4713	11433	32073	74884	3067
231 HONG KONG			1024	1923	
335 GERMANY W			94	299	
347 JAPAN	1201	1481	8956	9820	
354 NETHRLNDS	2443	4364	3688	6490	
359 NORWAY	250	405	566	1062	
376 SWITZRLND	19	243	46	777	
400 U STATES	8363	19926	25584	65207	
	16989	37852	72031	160462	
COTTON CLOTHING N O P WOVEN 100 U KINGDOM	LB 2792	13772	10970	48401	3068
216 PAKISTAN			25	69	
231 HONG KONG	13012	13177	30489	34811	
305 AUSTRIA	369	2497	775	6352	
306 BELGIUM	1150	2678	1403	3492	
318 DENMARK	23	88	83	519	
327 FRANCE	230	2597	504	5425	
335 GERMANY W	1209	4745	2323	13656	
337 GUATEMALA			96	233	
344 ITALY	2740	16252	4225	26130	
347 JAPAN	249117	358949	824215	1170228	
352 MEXICO	26	53	544	1623	
354 NETHRLNDS	706	792	1343	1832	
360 ISRAEL	1570	5999	2888	10464	
367 AZORES	185	718	465	2955	
372 SPAIN	31	570	74	1020	
375 SWEDEN			89	655	
376 SWITZRLND	1938	11174	3981	32769	
383 HAWAII	1099	8867	1444	11128	
389 IRELAND			64	270	
400 U STATES	115291	294412	358564	892855	
	391488	737340	1244564	2264887	
DRESSES WVN COTT WOMENS CHLDNS 100 U KINGDOM	NO 78	585	802	6689	3069
231 HONG KONG			1613	1242	
306 BELGIUM	29	333	195	2017	
327 FRANCE	24	341	213	3270	
335 GERMANY W	24	142	279	1318	
344 ITALY	249	1807	364	3196	
347 JAPAN			4213	4117	
354 NETHRLNDS			15	92	
367 AZORES	377	382	377	382	
372 SPAIN	56	355	98	461	
375 SWEDEN			67	700	
376 SWITZRLND	44	128	95	1255	
383 HAWAII	716	4941	1028	7332	
389 IRELAND			114	875	
400 U STATES	49745	171183	144445	472724	
	51342	180197	153918	505670	
SMOCKS OVRALLS WVN COTTON MENS 231 HONG KONG	LB 2646	3409	2480	1602	3070
347 JAPAN			12665	15812	
354 NETHRLNDS	365	403	1248	1469	

## IMPORTS INTO CANADA FOR CONSUMPTION

Articles and Countries from which Imported	MONTH OF APRIL 1958		FOUR MONTHS ENDED APRIL 1958		Class Number
	Quantities	Values (\$)	Quantities	Values (\$)	
400 U STATES	1 3055	2 2033	50 619	8 6989	
RAINCOATS WATERPROOFED COTTON	1 6066	2 5845	6 7012	10 5372	
100 U KINGDOM	N0	2095	6 547	7 3019	3071
231 HONG KONG		5855	9 251	11 700	
306 BELGIUM		120	204	22 38	
335 GERMANY W		1 275	3 933	4 2064	
344 ITALY		166	3 358	3 358	
347 JAPAN		5 351	12 478	9 961	
359 NORWAY		42	178	172	
360 ISRAEL		857	5 991	2 318	
376 SWITZRLND		112	1 521	1 29	
400 U STATES		1 272	7 537	70 95	
		1 7145	79 052	39 776	21 6238
CLTHG NOP COTT KNIT INFTS CHLD	LB				3072
100 U KINGDOM		4 076	1 3500	17 256	5 3232
231 HONG KONG				2 490	2 981
306 BELGIUM		261	997	840	2 982
327 FRANCE		20	123	20	123
335 GERMANY W		574	2 615	1 644	6 989
347 JAPAN		24 848	33 419	79 503	9 5309
354 NETHRLNDS		2 545	5 997	2 619	6 157
400 U STATES		3 402	12 440	17 683	60 713
		3 5726	69 091	122 055	228 486
CLTHG NOP COTT KNIT WOMNS GRLS	LB				3073
100 U KINGDOM		3 995	11 466	13 794	34 583
231 HONG KONG				816	10 32
305 AUSTRIA		28	260	34	318
327 FRANCE		155	1 280	155	1 280
335 GERMANY W				93	793
344 ITALY		384	1 726	1 189	71 149
347 JAPAN		9 858	12 026	35 737	40 418
354 NETHRLNDS		30	117	30	117
376 SWITZRLND		414	3 421	735	5 710
389 IRELAND				947	20 77
400 U STATES		6 302	22 614	19 206	71 338
		21 166	52 910	72 736	164 815
CLTHG NOP COTT KNIT MENS BOYS	LB				3074
100 U KINGDOM		10 578	27 144	28 912	69 480
215 INDIA				9 497	7 724
231 HONG KONG		7 038	4 284	26 183	21 575
305 AUSTRIA		198	632	198	632
318 DENMARK				21	131
327 FRANCE		200	3 422	1 291	7 057
335 GERMANY W		394	1 026	1 154	2 356
344 ITALY		99	975	257	20 58
347 JAPAN		5 6417	61 694	277 013	28 3406
376 SWITZRLND		184	2 474	537	4 802
389 IRELAND				75	121
400 U STATES		9 215	26 568	32 503	91 469
		84 323	128 219	377 641	490 811
BAGS COTTON	LB				3082
400 U STATES		14 577	8 185	51 839	38 042
		14 577	8 185	51 839	38 042
BELTING OF COTTON	LB				3083
100 U KINGDOM		2 118	2 488	10 894	13 351
400 U STATES		7 548	16 835	37 301	76 981
		9 666	19 323	48 195	90 332
BLANKETS OF COTTON	LB				3084
100 U KINGDOM		1 130	1 153	4 778	4 437
306 BELGIUM		5 5685	4 9970	172 381	156 577
335 GERMANY W		11 063	7 925	24 715	17 107
347 JAPAN		2 700	1 879	2 700	1 879
354 NETHRLNDS		2 987	1 733	14 114	4 837
400 U STATES		6 327	6 854	23 732	27 056
		79 892	69 514	242 420	211 893
TAPE AND WEBBING HOOK AND EYE	LB				3085
100 U KINGDOM		36	63	251	311
400 U STATES		37 37	7 217	4 200	90 29
		37 73	7 280	4 451	93 40
BRAIDED WICK FOR CANDLES					3086
335 GERMANY W					961
372 SPAIN					972
400 U STATES			2 492		12 339
			2 492		14 272
CURTAINS COTTON N O P	LB				3087
100 U KINGDOM		151	529	1 004	2 953
354 NETHRLNDS				170	290
376 SWITZRLND		24	182	223	867
400 U STATES		11 515	22 572	37 063	68 614
		11 690	23 283	38 460	72 724
TABLE AND TRAY CLOTHS COTTON	LB				3088
100 U KINGDOM		6 371	13 790	26 933	60 305
216 PAKISTAN				50	510
231 HONG KONG		2 559	6 776	9 580	25 279
306 BELGIUM				10 82	10 31
313 CHINA		7 615	13 285	24 755	43 309
317 CZECHO S		234	159	234	159
327 FRANCE		30	142	229	1497
335 GERMANY W		183	788	1 116	3025
337 GUATEMALA				320	1334
347 JAPAN		681	294	31 837	27 180
354 NETHRLNDS		2 805	4 173	13 467	20 115
365 POLAND		1 766	1 150	1 984	1 425
367 AZORES		158	1 831	444	3 667
373 CANARY IS				44	115

IMPORTS INTO CANADA FOR CONSUMPTION

Articles and Countries from which Imported	MONTH OF APRIL 1958		FOUR MONTHS ENDED APRIL 1958		Class Number
	Quantities	Values (\$)	Quantities	Values (\$)	
376 SWITZRLND	16	135	725	4251	
400 U STATES	11887	18373	32058	50576	
DUCK SEAMLESS COTTON FOR HOSE	24305	60896	144858	243778	3089
HANDKERCHIEFS COTTON	LB				3091
100 U KINGDOM	7998	22249	36157	94370	
231 HONG KONG	9	181	84	447	
305 AUSTRIA	43	241	323	2183	
317 CZECHO S	1736	3587	3132	6072	
327 FRANCE	25	533	55	968	
335 GERMANY W	141	632	194	860	
347 JAPAN	24357	27314	83096	91530	
354 NETHRLNDS			1363	2454	
376 SWITZRLND	491	8928	4322	51335	
400 U STATES	3557	11341	12111	36731	
LADDER TAPES FOR BLINDS	38357	75006	140837	286950	3092
400 U STATES	LB		966	838	
MANTLE STOCKING FOR GAS LIGHT			966	838	3093
QUILTS COUNTERPANES COTTON	LB				3094
100 U KINGDOM	2180	3222	11148	14051	
215 INDIA			610	491	
306 BELGIUM			214	326	
344 ITALY	85	123	2129	1867	
347 JAPAN	4936	3448	9195	5516	
354 NETHRLNDS	300	266	6009	8651	
372 SPAIN			696	469	
400 U STATES	93316	110509	331655	419194	
SHEETS COTTON	100817	117568	361656	450565	3095
100 U KINGDOM	LB				
306 BELGIUM	6384	6565	9068	10940	
347 JAPAN	7402	6659	12104	10839	
354 NETHRLNDS	4405	3831	37049	28689	
367 AZORES	445	337	764	748	
400 U STATES	473	1328	1185	5492	
TOWELS COTTON	61433	72413	236546	281794	3096
100 U KINGDOM	80542	91133	296716	338502	
215 INDIA	LB				
231 HONG KONG	2393	3521	7623	9157	
306 BELGIUM	3208	2025	11475	7683	
313 CHINA	8903	6469	14026	9436	
317 CZECHO S	1572	1794	1572	1794	
335 GERMANY W	3438	2488	3676	3083	
347 JAPAN	7867	7262	30372	26287	
352 MEXICO			2800	2084	
354 NETHRLNDS	13340	10219	34126	25221	
367 AZORES	1602	2209	6831	9033	
376 SWITZRLND	227145	257653	972217	1093970	
400 U STATES	269468	293640	1084718	1187748	3097
COTTON MANUFACTURES N O P	LB				
100 U KINGDOM	11142	18744	29934	56800	
215 INDIA	94	94	294	495	
231 HONG KONG			1506	2079	
305 AUSTRIA	42	52	405	645	
306 BELGIUM	4532	6311	5698	7790	
313 CHINA	402	549	979	1646	
318 DENMARK	40	197	125	976	
327 FRANCE	153	271	307	1143	
335 GERMANY W	3951	4044	7785	10510	
344 ITALY			220	410	
347 JAPAN	10791	11486	71099	45747	
352 MEXICO	47	135	47	135	
354 NETHRLNDS	1832	2046	8809	9614	
367 AZORES	112	127	112	127	
376 SWITZRLND	120	896	1172	3693	
400 U STATES	125387	170028	437254	616934	
WASH CLOTHS BATH MATS COTTON	158645	214980	565746	758744	3098
100 U KINGDOM	LB				
231 HONG KONG	212	239	332	359	
306 BELGIUM	5150	3219	9118	5951	
317 CZECHO S	639	506	2646	1476	
347 JAPAN	8551	6285	9647	506	
400 U STATES	32921	50103	83660	125714	
PILLOW CASES COTTON	47473	60352	106042	141210	3100
100 U KINGDOM	LB				
231 HONG KONG	4352	7062	11098	19172	
313 CHINA	6398	8024	12457	16333	
335 GERMANY W	2828	4188	23400	30680	
347 JAPAN	277	609	277	609	
367 AZORES	41081	35381	204399	176266	
373 CANARY IS	722	2473	1722	5811	
376 SWITZRLND			152	322	
400 U STATES	14782	18933	74	148	
FLAX FIBRE AND TOW	70440	76670	291412	300363	3111
400 U STATES	CWT		14	411	
HEMP DRESSED OR UNDRESSED			14	411	3112
JUTE AND JUTE BUTTS	CWT				3113
216 PAKISTAN	600	2678	6764	35445	

## IMPORTS INTO CANADA FOR CONSUMPTION

Articles and Countries from which Imported	MONTH OF APRIL 1958		FOUR MONTHS ENDED APRIL 1958		Class Number
	Quantities	Values (\$)	Quantities	Values (\$)	
400 U STATES	3980	34055	4010	34720	
OAKUM OF FLAX HEMP OR JUTE	4580	36733	10774	70165	3114
100 U KINGDOM		18	83	1464	
344 ITALY		250	250	2276	
354 NETHRLNDS		977	1197	10641	
375 SWEDEN			22	440	
400 U STATES	825	16887	4264	84286	
BATTS WADDING VEGETABLE FIBRES	2070	27641	5816	99107	3115
YARNS JUTE SINGLES N O P					3121
100 U KINGDOM			35903	6830	
215 INDIA	19086	3580	19086	3580	
400 U STATES			126	56	
YARNS VEGETABLE FIBRE SINGLES	19086	3580	55115	10466	3122
100 U KINGDOM			1189	892	
344 ITALY	4209	1813	16347	7734	
352 MEXICO			906	96	
400 U STATES	578	572	1534	1191	
YARNS CORDS TWINE OF JUTE NOP	4787	2385	19976	9913	3123
100 U KINGDOM	14377	3616	53457	13503	
400 U STATES	944	232	8302	2991	
YARNS CORDS TWINE VEG FIB NOP	15321	3848	61759	16494	3124
100 U KINGDOM	51589	14566	112755	36423	
344 ITALY			3500	1134	
352 MEXICO	29509	2887	111251	11937	
354 NETHRLNDS			3479	580	
366 PORTUGAL			6418	887	
400 U STATES	2721	2335	24394	19888	
LINEN THREAD FOR SEWING	83819	19788	261797	70849	3125
100 U KINGDOM	25821	47473	106651	204369	
327 FRANCE	470	644	470	644	
389 IRELAND			2820	1492	
400 U STATES	112	321	683	1742	
YARNS VEG FIBRE FOR WEAVING	26403	48438	110624	208247	3126
100 U KINGDOM	73378	24257	353686	116420	
215 INDIA			393897	74637	
306 BELGIUM			11845	4045	
318 DENMARK			32500	26425	
389 IRELAND	69358	13399	216002	42289	
400 U STATES	1290	2023	39666	20529	
FABRICS CHIEFLY FLAX OR HEMP	144026	39679	1047596	284345	3132
100 U KINGDOM	39410	52922	130900	196166	
306 BELGIUM			5919	9278	
313 CHINA			653	730	
317 CZECHO S			3234	3054	
318 DENMARK			69	318	
327 FRANCE	1444	840	1444	840	
335 GERMANY W			648	1147	
344 ITALY	663	2819	921	3882	
375 SWEDEN			340	828	
376 SWITZRLND			845	2765	
400 U STATES	2821	7764	7187	19733	
FABRICS JUTE UNBLEACHED N O P	44338	64345	152160	238741	3134
100 U KINGDOM	90271	19520	378928	91444	
215 INDIA	13532052	1087792	34370051	2763339	
216 PAKISTAN	100000	8715	100000	8715	
306 BELGIUM			12026	1521	
327 FRANCE			43411	7269	
354 NETHRLNDS	30558	2168	30558	2168	
400 U STATES	187057	42712	680933	152894	
FABRICS OF JUTE N O P	13939938	1160907	35615907	3027350	3135
100 U KINGDOM	2520	903	4736	1471	
400 U STATES	4796	1423	12031	4311	
FABRIC JUTE 12INS WIDE OR LESS	7316	2326	16767	5782	3136
100 U KINGDOM			1050	390	
215 INDIA			56907	11790	
306 BELGIUM			490	418	
FAB VEG FIB 12INS WIDE OR LESS			58447	12598	3137
100 U KINGDOM	11911	17034	65949	92500	
306 BELGIUM	49	56	738	643	
327 FRANCE			405	1100	
335 GERMANY W	71	258	571	1361	
347 JAPAN	3810	4275	15537	11373	
354 NETHRLNDS			175	420	
400 U STATES	32589	46552	114799	150686	
FABRICS VEGETABLE FIBRE N O P	48430	68175	198174	258083	3138
100 U KINGDOM	5130	1520	10618	3504	
306 BELGIUM	1049	378	1049	378	
335 GERMANY W			27	67	
365 POLAND	5000	845	5000	845	
376 SWITZRLND	107	221	326	661	
400 U STATES	1316	1969	5656	8457	
	12602	4933	22676	13912	

IMPORTS INTO CANADA FOR CONSUMPTION

Articles and Countries from which Imported	MONTH OF APRIL 1958		FOUR MONTHS ENDED APRIL 1958		Class Number
	Quantities	Values (\$)	Quantities	Values (\$)	
TOWELLING TABLE CLOTHS IN WEB	LB				3139
100 U KINGDOM	7902	10055	30726	38789	
317 CZECHO S	13716	10486	25014	20194	
344 ITALY			467	2067	
365 POLAND	14335	10458	25242	18185	
375 SWEDEN			673	1442	
376 SWITZRLND			408	1967	
389 IRELAND			131	155	
400 U STATES	321	497	2680	3666	
	36274	31496	85341	86465	
CLOTHING VEGETABLE FIBRES NOP	LB				3162
100 U KINGDOM	816	4561	1959	12341	
231 HONG KONG	5274	4099	6961	6494	
327 FRANCE	7	95	58	1811	
335 GERMANY W	15	190	42	520	
344 ITALY			18	261	
347 JAPAN	4200	6221	23973	26623	
360 ISRAEL			609	2667	
364 PHIL			1298	9535	
376 SWITZRLND	203	927	491	2390	
389 IRELAND	12	102	44	464	
400 U STATES	6892	34588	20070	98806	
	17419	50783	55523	161912	
BAGS OF HEMP LINEN JUTE SISAL	LB				3171
100 U KINGDOM			130	60	
215 INDIA			167500	17444	
400 U STATES	25450	5559	191773	43185	
	25450	5559	359403	60689	
CARPETING RUGS HEMP JUTE SISAL					3172
100 U KINGDOM		7552		44096	
215 INDIA		2535		4340	
231 HONG KONG		102		4310	
305 AUSTRIA		543		1089	
306 BELGIUM		13493		69163	
317 CZECHO S		8379		18974	
327 FRANCE		1876		13673	
335 GERMANY W		2021		5929	
344 ITALY				792	
347 JAPAN				214	
354 NETHRLNDS		29524		56727	
389 IRELAND		15357		20402	
400 U STATES		4539		19782	
		85921		259491	
QUILTS BATH MATS VEG FIBRE NOP	LB				3173
100 U KINGDOM			1158	1580	
306 BELGIUM			4674	3027	
344 ITALY	8631	6690	17459	16563	
347 JAPAN	47917	23335	123581	61956	
400 U STATES	9140	13058	37708	53667	
	65688	43083	184580	136793	
FIRE HOSE LINEN					3174
100 U KINGDOM		31315		47531	
400 U STATES		200		200	
		31515		47731	
HANDKERCHIEFS FLAX OR HEMP	LB				3175
100 U KINGDOM	5894	26001	25326	106700	
231 HONG KONG	812	12468	1969	28927	
305 AUSTRIA			62	765	
313 CHINA			63	944	
327 FRANCE	6	151	20	320	
344 ITALY			3	99	
347 JAPAN			406	536	
367 AZORES			40	977	
376 SWITZRLND	101	1755	426	6566	
400 U STATES	14	149	39	334	
	6827	40524	28354	146168	
SAILS FOR BOATS AND SHIPS					3176
100 U KINGDOM		2436		10021	
318 DENMARK				138	
400 U STATES		5415		8053	
		7851		18212	
TOWELS GLASS CLOTHS CRASH HUCK	LB				3177
100 U KINGDOM	11501	16581	44916	60914	
231 HONG KONG			32	160	
317 CZECHO S	29609	23456	77099	62048	
344 ITALY			18	148	
367 AZORES	33	214	49	349	
389 IRELAND			137	161	
400 U STATES	254	641	2409	4332	
	41397	40892	124660	128112	
SHEETS TABLECLOTHS TOWELS FLAX	LB				3178
100 U KINGDOM	26929	65562	95627	230937	
231 HONG KONG	676	3934	2596	16797	
232 MALTA			7	130	
306 BELGIUM	42	400	643	1193	
313 CHINA	1776	6018	2043	6844	
317 CZECHO S	10156	7757	13024	10367	
327 FRANCE	18	276	146	605	
335 GERMANY W	289	740	419	906	
344 ITALY	109	639	157	822	
347 JAPAN	5678	4080	5935	4261	
354 NETHRLNDS	67	62	757	1066	
365 POLAND	1201	1316	1201	1316	
367 AZORES	473	4666	2083	13163	
376 SWITZRLND	219	811	381	2947	
389 IRELAND			159	171	

## IMPORTS INTO CANADA FOR CONSUMPTION

Articles and Countries from which Imported	MONTH OF APRIL 1958		FOUR MONTHS ENDED APRIL 1958		Class Number
	Quantities	Values (\$)	Quantities	Values (\$)	
400 U STATES	1614	2350	8726	15735	
JUTE MANUFACTURES N O P	49247	99611	133904	307260	3179
100 U KINGDOM	3082	3862	4640	4563	
400 U STATES	551	766	6587	5873	
VEGETABLE FIBRE MFRS N O P	3633	4628	11227	10436	3180
100 U KINGDOM	25343	20127	81555	81457	
215 INDIA	1320	1742	1320	1742	
216 PAKISTAN			75	118	
231 HONG KONG	236	409	1038	1535	
306 BELGIUM	1174	1577	1258	1799	
317 CZECHO S			440	610	
318 DENMARK	96	243	96	243	
327 FRANCE	396	2915	1001	3942	
335 GERMANY W	3387	4686	5260	8502	
338 HAITI			240	1005	
344 ITALY	19149	6456	22780	11171	
347 JAPAN	35790	26387	240731	189959	
352 MEXICO	750	325	1575	681	
354 NETHRLNDS	1740	2635	5805	9227	
359 NORWAY	443	716	1432	1344	
367 AZORES			119	992	
372 SPAIN			239	541	
373 CANARY IS			257	1151	
375 SWEDEN	300	363	915	1154	
376 SWITZRLND	332	483	733	2250	
390 GERMANY E			22	90	
400 U STATES	236515	235720	799098	830244	
RAW SILK AND COCOONS	326971	304784	1165989	1149757	3201
400 U STATES	LB 946	3958	12495	50697	
GARNETTED SILK WASTES	946	3958	12495	50697	3202
400 U STATES	LB 1149	1176	2061	2089	
YARNS SINGLES SPUN SILK N O P	1149	1176	2061	2089	3212
400 U STATES	LB		148	110	
THREADS CORDS TWIST SILK N O P			148	110	3213
100 U KINGDOM	33	321	90	1000	
400 U STATES	54	516	667	5754	
YARN SILK FOR KNITTING WEAVING	87	837	757	6754	3214
400 U STATES	LB		128	787	
YARNS SILK N O P			128	787	3216
100 U KINGDOM	13	97	16	148	
400 U STATES	51	406	276	2183	
BOLTING CLOTH NOT MADE UP	64	503	292	2331	3221
100 U KINGDOM	25	91	25	91	
335 GERMANY W			386	1284	
347 JAPAN	2912	3535	5102	6708	
376 SWITZRLND	1718	4720	4781	14900	
400 U STATES	1136	4289	7802	18569	
FABRICS SILK N O P	5791	12635	18096	41552	3224
100 U KINGDOM	YD 2056	6533	14649	34802	
215 INDIA			4494	8358	
231 HONG KONG			729	664	
306 BELGIUM			141	374	
313 CHINA			229	259	
327 FRANCE	3718	7330	14984	28521	
335 GERMANY W	22	78	4925	4531	
344 ITALY	3838	8605	28195	81065	
347 JAPAN	98798	65155	364633	225174	
376 SWITZRLND	8093	11736	32196	63682	
400 U STATES	201440	223102	703309	822139	
FABRICS SILK 26 INCHES OR LESS	317965	322539	1168484	1269569	3225
100 U KINGDOM	YD 86	318	599	1571	
327 FRANCE			214	157	
344 ITALY	107	326	487	1613	
400 U STATES	500	300	500	300	
RIBBONS SILK UNDER 12 INCHES	693	944	1800	3641	3228
100 U KINGDOM	LB 6	95	6	95	
347 JAPAN			131	985	
400 U STATES	193	3106	1140	20558	
FABRICS SILK FOR NECKWEAR	199	3201	1277	21638	3229
100 U KINGDOM	YD 1627	1489	2911	4233	
225 TRINIDAD	713	1101	713	1101	
305 AUSTRIA	927	1269	9002	12926	
306 BELGIUM			2469	2312	
327 FRANCE	1606	1488	12274	13304	
335 GERMANY W	10795	9868	68193	69533	
344 ITALY	2763	4825	20261	30760	
347 JAPAN	14193	6325	65491	22854	
376 SWITZRLND	3903	6429	24691	39618	
400 U STATES	52331	65581	259727	327946	
UMBRELLA COVERING FABRICS	88858	98375	465722	524587	3230
305 AUSTRIA	YD 2240	792	3770	1067	
327 FRANCE			5871	2049	



IMPORTS INTO CANADA FOR CONSUMPTION

51

Articles and Countries from which Imported	MONTH OF APRIL 1958		FOUR MONTHS ENDED APRIL 1958		Class Number	
	Quantities	Values (\$)	Quantities	Values (\$)		
335 GERMANY W	5288	1313	16271	4103	3232	
376 SWITZRLND			2601	1039		
400 U STATES	25560	13347	158022	81962		
FABRICS PILE SILK OR SYNTHETIC	33088	15452	186535	90220		
100 U KINGDOM			87	734		
305 AUSTRIA			1060	1304		
306 BELGIUM	1598	9307	3351	18954		
327 FRANCE	3923	4037	6079	5972		
335 GERMANY W	1668	2754	2983	5534		
344 ITALY			374	1079		
376 SWITZRLND	51	84	51	84		
400 U STATES	20670	53585	79333	161559		
SOCKS AND STOCKINGS SILK	27910	69767	93318	195220	3244	
100 U KINGDOM	DZ PR	72	2516	140	5028	
344 ITALY		12	199	12	199	
400 U STATES		597	19162	1659	61529	
CLOTHING SILK N O P		681	21877	1811	66756	3246
100 U KINGDOM	OZ	5128	9001	14351	23607	
215 INDIA				134	101	
231 HONG KONG		4108	1209	7251	3606	
305 AUSTRIA		604	878	1717	1900	
327 FRANCE		24	125	1724	3861	
344 ITALY		4772	3350	11446	13792	
347 JAPAN		10864	3073	20439	4889	
376 SWITZRLND		1943	2128	8171	8717	
389 IRELAND		146	189	256	335	
400 U STATES		12162	8475	35047	24438	
DRESSES SILK WOMENS CHILDRENS		39751	28428	100536	85246	3247
100 U KINGDDM	NO	17	1066	254	12674	
231 HONG KONG		130	1417	285	3510	
327 FRANCE		27	1494	138	17284	
344 ITALY		43	906	106	5578	
375 SWEDEN				17	956	
376 SWITZRLND		6	294	148	7259	
383 HAWAII		27	493	146	2461	
400 U STATES		1881	48406	9088	235896	
CLOTHING SILK WOMENS CHILDRENS		2131	54076	10182	285618	3248
100 U KINGDOM	OZ	1714	4706	5782	15578	
231 HONG KONG		660	364	9188	3387	
305 AUSTRIA		1880	2373	3059	4435	
327 FRANCE		560	984	8130	15150	
335 GERMANY W		24	96	24	96	
344 ITALY		3307	4482	18708	21106	
347 JAPAN		150422	34832	643911	180406	
376 SWITZRLND		195	717	4212	6874	
400 U STATES		14787	11080	45793	39581	
HANDKERCHIEFS SILK		173549	59634	738807	286613	3251
100 U KINGDOM	OZ			69	148	
347 JAPAN		24896	5213	48208	12844	
376 SWITZRLND				367	622	
400 U STATES				199	220	
SILK MANUFACTURES N O P		24896	5213	48843	13834	3252
100 U KINGDOM	OZ	1518	401	2284	2248	
231 HONG KONG		320	138	432	192	
327 FRANCE		587	849	1454	2110	
335 GERMANY W		48	118	48	118	
344 ITALY				432	272	
347 JAPAN		3062	982	19897	4351	
376 SWITZRLND		32	98	296	534	
400 U STATES		4560	2195	18155	9019	
WOOL IN THE GREASE		10127	4781	42998	18844	3261
100 U KINGDOM	LB	122476	86962	439969	309855	
207 UN SO AFR				21655	16439	
215 INDIA				30350	23590	
234 AUSTRALIA		3585	2947	270466	169701	
236 NEW ZEAL		437306	248119	1494594	946040	
304 ARGENTINA		48501	27648	68501	45269	
313 CHINA				22399	10897	
389 IRELAND		5106	4324	5106	4324	
400 U STATES		86152	69866	479943	372039	
WOOL WASHED OR SCOURED		703126	439866	2832983	1898154	3262
100 U KINGDOM	LB	81029	64722	368810	312287	
207 UN SO AFR		40801	22488	181657	118245	
234 AUSTRALIA		281005	221482	1327796	1140416	
236 NEW ZEAL		202976	141940	380436	277939	
304 ARGENTINA		12421	9450	141874	116850	
306 BELGIUM		4773	3731	10577	8648	
327 FRANCE				1250	1067	
400 U STATES		30769	30530	167871	173949	
WOOL PULLED OR SLIPED		653774	494343	2580271	2149401	3263
100 U KINGDOM	LB			29262	24852	
236 NEW ZEAL		63394	38238	68974	42460	
HAIR OF CAMEL ALPACA GOAT NOP		63394	38238	98236	67312	3264
317 CZECHO S	LB			100	688	
363 PERU		7150	6055	15237	14605	

## IMPORTS INTO CANADA FOR CONSUMPTION

Articles and Countries from which Imported	MONTH OF APRIL 1958		FOUR MONTHS ENDED APRIL 1958		Class Number	
	Quantities	Values (\$)	Quantities	Values (\$)		
NOILS WOOL	400 U STATES	14377	24319	60974	54792	3265
		21527	30374	76311	70085	
	100 U KINGDOM	34304	26035	180573	141159	3266
	306 BELGIUM	4483	3075	8554	4486	
	386 URUGUAY			1678	909	
	389 IRELAND	5766	3436	5766	3436	
	400 U STATES	1992	1833	50114	34765	
		46545	34379	246685	184755	
GARNETTED WOOL WASTE		LB				3267
	100 U KINGDOM	8272	9469	21860	20288	
	400 U STATES	3675	4814	16754	17821	3268
		11947	14283	38614	38109	
WOOL TOPS DRY COMBED		LB				3269
	100 U KINGDOM	184918	240477	490374	656665	
	327 FRANCE			374	482	3270
		184918	240477	490748	657147	
WOOL TOPS OIL COMBED		LB				3271
	100 U KINGDOM	696533	861602	2353307	3042136	
	207 UN SO AFR	4675	5954	19932	25180	3272
		701208	867556	2373239	3067316	
HAIR TOPS		LB				3273
	100 U KINGDOM			607	794	
	400 U STATES	512	1246	966	1866	3274
		512	1246	1573	2660	
YARNS OR WARPS HAIR FOR MFRERS		LB				3275
	100 U KINGDOM	26853	26195	63605	61229	
	327 FRANCE			11	72	3276
	400 U STATES			6570	1234	
		26853	26195	70186	62535	
YARN MOHAIR FOR PILE FABRICS		LB				3277
	100 U KINGDOM			6104	14265	
				6104	14265	
YARNS WOOL FOR 6 OZ FABRICS		LB				3278
	100 U KINGDOM	21101	42352	131543	276483	
		21101	42352	131543	276483	
WOOLLEN SPUN YARN		LB				3279
	100 U KINGDOM	67105	84391	229840	294886	
	306 BELGIUM			1206	3452	3280
	327 FRANCE			4535	14157	
	335 GERMANY W	1589	4212	3026	7258	3281
	344 ITALY			923	837	
	354 NETHRLNDS	237	453	984	2217	3282
	400 U STATES	156	298	1410	3812	
		69087	89354	241924	326619	
WORSTED SPUN YARN		LB				3283
	100 U KINGDOM	50184	96723	180191	360023	
	306 BELGIUM			3361	10358	3284
	318 DENMARK			1038	2504	
	327 FRANCE	2942	8796	13986	43968	3285
	335 GERMANY W	4588	11680	15738	41536	
	344 ITALY			165	356	3286
	354 NETHRLNDS	166	386	458	1035	
	376 SWITZRLND	289	842	858	2398	3287
	400 U STATES	582	3154	1662	7738	
		58751	121581	217457	469916	
WOOL FAB IN GRAY		LB				3288
	100 U KINGDOM	2578	5638	7216	15958	
	344 ITALY	7571	10928	9228	13829	3289
	354 NETHRLNDS	5650	10492	34699	66210	
		15799	27058	51143	95997	
WOOL FAB IN GRAY		LB				3290
	4 OZ OR LESS	35385	104135	77421	226342	
	100 U KINGDOM	35385	104135	77421	226342	
KNITTED FABRICS		LB				3291
	100 U KINGDOM	934	3342	6249	16521	
	305 AUSTRIA			386	1225	3292
	327 FRANCE	329	1244	426	1889	
	344 ITALY	29	264	29	264	3293
	400 U STATES	2463	8183	6311	21193	
		3755	13033	13401	41092	
FLANNELS		LB				3294
	100 U KINGDOM	84984	168412	299436	720974	
	327 FRANCE	194	1490	4282	21545	3295
	344 ITALY	1242	2537	15856	19538	
	376 SWITZRLND			635	2486	3296
	400 U STATES	1277	6406	3016	13485	
		87697	178845	323225	778028	
FELT CLOTH N O P		LB				3297
	400 U STATES	141	243	285	645	
		141	243	285	645	
OVERCOATINGS		LB				3298
	100 U KINGDOM	66304	166007	546465	1323737	
	305 AUSTRIA	76	207	76	207	3299
	306 BELGIUM			72	320	
	327 FRANCE	499	2362	811	3501	3300
	335 GERMANY W	111	253	111	253	
	344 ITALY	13055	17242	60061	67907	3301
	347 JAPAN			682	2589	
	354 NETHRLNDS	500	1295	2191	4658	3302
	376 SWITZRLND	38	141	38	141	
	400 U STATES	40	196	2222	8257	
		80623	187703	612729	1411570	
TWEEDS		LB				3303
	100 U KINGDOM	57356	138940	340559	758298	
	306 BELGIUM	75	252	75	252	

IMPORTS INTO CANADA FOR CONSUMPTION

53

Articles and Countries from which Imported	MONTH OF APRIL 1958		FOUR MONTHS ENDED APRIL 1958		Class Number
	Quantities	Values (\$)	Quantities	Values (\$)	
318 DENMARK			70	142	
327 FRANCE	1478	7067	5078	24001	
335 GERMANY	135	265	296	520	
344 ITALY	93346	91688	313733	306950	
354 NETHRLNDS	339	1145	339	1145	
389 IRELAND			241	713	
400 U STATES	1188	4100	1238	4264	
	153917	243457	661629	1096285	
WORSTEDS AND SERGES	LB				3288
100 U KINGDOM	375184	1287904	1647240	6303752	
227 BAHAMAS			18	182	
234 AUSTRALIA	2637	12828	3020	14771	
305 AUSTRIA	637	1581	700	1796	
306 BELGIUM	1764	8150	10541	49714	
318 DENMARK	62	198	1223	3185	
327 FRANCE	16402	93337	53292	309022	
335 GERMANY	3078	13897	6967	29464	
344 ITALY	22156	49725	145863	327186	
347 JAPAN	26577	98696	74945	288051	
354 NETHRLNDS	5790	17868	11668	30222	
375 SWEDEN			485	1642	
376 SWITZRLNO	549	4774	1352	13145	
386 URUGUAY			13	51	
389 IRELAND	1445	5957	1771	6806	
400 U STATES	7531	40108	43408	221644	
	463812	1635023	2002506	7600633	
WOVEN FABRICS N O P WOOL	LB				3289
100 U KINGDOM	37903	78825	128570	284303	
227 BAHAMAS			108	790	
306 BELGIUM	280	968	956	4059	
318 DENMARK	485	1401	1911	5183	
327 FRANCE	2674	12243	11330	59238	
335 GERMANY	225	547	1095	4561	
344 ITALY	6648	11557	52445	55951	
347 JAPAN	829	4140	3366	12737	
354 NETHRLNDS	423	1251	974	2636	
375 SWEDEN			220	478	
376 SWITZRLND	58	379	1387	9241	
400 U STATES	7356	15907	30955	75268	
	56881	127218	233317	514445	
WOOL FAB 12 INS WIDE OR LESS	LB				3291
100 U KINGDOM			119	705	
327 FRANCE	28	285	285	1783	
400 U STATES	26	66	150	824	
	54	351	554	3312	
WOOL FABRICS CUT PILE PLUSH	LB				3292
100 U KINGDOM	993	2241	1567	4828	
306 BELGIUM	364	475	1579	1883	
335 GERMANY	107	189	137	248	
400 U STATES	20	83	534	1610	
	1484	2988	3817	8569	
BILLIARD CLOTH OF WOOL FABRIC	LB				3293
100 U KINGDOM	2816	8482	12104	45688	
400 U STATES	67	284	90	375	
	2883	8766	12194	46063	
CARPETS AXMINSTER IN ROLLS	SQ FT				3301
100 U KINGDOM	93472	47984	263120	137176	
306 BELGIUM	14200	5998	35584	17263	
327 FRANCE	4302	1950	10697	4778	
335 GERMANY	6199	3894	10806	6055	
400 U STATES	9291	5103	22581	15258	
	127464	64929	342788	180530	
CARPETS AXMINSTER SQUARES	SQ FT				3302
100 U KINGDOM	43341	23377	183383	90308	
306 BELGIUM	5117	3578	5762	3805	
318 DENMARK			226	222	
344 ITALY			628	407	
400 U STATES	4594	3468	14549	13427	
	53052	30423	204548	108169	
CARPET BRUSSELS WILTON IN ROLL	SQ FT				3303
100 U KINGDOM	384887	231822	1773122	1044992	
306 BELGIUM	685241	329302	2631507	1264112	
327 FRANCE	7907	3487	26767	11385	
335 GERMANY	26001	14454	116370	67468	
344 ITALY	11089	6229	77462	33929	
347 JAPAN	29764	7875	45964	12751	
353 MOROCCO			601	997	
354 NETHRLNDS	995	436	5926	1908	
375 SWEDEN	1304	759	3160	1719	
400 U STATES	25977	17679	127376	68621	
	1173165	612043	4808255	2507882	
CARPET BRUSSELS WILTON SQUARES	SQ FT				3304
100 U KINGDOM	15819	8131	58023	33931	
306 BELGIUM	56690	17459	117530	48983	
318 DENMARK			446	387	
327 FRANCE	9244	7727	11292	8412	
335 GERMANY	5222	3383	8705	6375	
344 ITALY			8803	4100	
359 NORWAY			356	124	
375 SWEDEN			154	50	
400 U STATES	15301	10186	30507	22503	
	102276	46886	235816	124865	
CARPETS INGRAIN IN ROLLS	SQ FT				3305
100 U KINGDOM	3396	555	14381	4184	
306 BELGIUM			2489	1147	
400 U STATES	2703	3166	10211	12644	
	6099	3721	27081	17975	

## IMPORTS INTO CANADA FOR CONSUMPTION

Articles and Countries from which Imported	MONTH OF APRIL 1958		FOUR MONTHS ENDED APRIL 1958		Class Number
	Quantities	Values (\$)	Quantities	Values (\$)	
CARPETS INGRAIN SQUARES	SQ FT				3306
100 U KINGDOM			2111	665	
215 INDIA	1848	451	11169	2716	
231 HONG KONG	1215	482	7821	2712	
347 JAPAN	38752	9097	118997	28797	
400 U STATES	144	79	693	561	
	41959	10109	140791	35451	
CARPETS ORIENTAL	SQ FT				3307
100 U KINGDOM	822	435	4021	4886	
215 INDIA	103125	95489	399970	387686	
216 PAKISTAN			60	62	
231 HONG KONG			238	736	
313 CHINA			1392	4222	
318 DENMARK	129	106	129	106	
328 FR AFRICA			249	365	
342 IRAN	3187	8794	6364	15662	
343 IRAQ			366	290	
352 MEXICO	156	303	480	732	
353 MOROCCO			1277	2563	
354 NETHRLNDS			2136	3566	
355 INDONESIA			260	343	
359 NORWAY			108	56	
379 TURKEY			296	998	
384 P RICO			285	556	
391 LEBANON			468	785	
400 U STATES	2630	3000	12316	15901	
	110334	108683	430415	439515	
CARPETS TAPESTRY IN ROLLS	SQ FT				3308
306 BELGIUM			864	552	
327 FRANCE	27172	12211	119112	50292	
335 GERMANY W	11395	8064	24872	17163	
	38567	20275	144848	68007	
CARPETS TAPESTRY SQUARES	SQ FT				3309
335 GERMANY W	1156	749	2210	1354	
400 U STATES			708	207	
	1156	749	2918	1561	
MATS HEARTH RUGS AND RUNNERS	SQ FT				3310
100 U KINGDOM	11009	3892	22396	8171	
327 FRANCE	254	224	254	224	
335 GERMANY W	144	111	628	519	
347 JAPAN			1719	429	
400 U STATES	1499	1175	7756	3663	
	12906	5402	32753	13006	
GLOVES MITTS AND MITTENS WOOL	DZ PR				3320
100 U KINGDOM	33	628	116	2113	
231 HONG KONG	26067	67885	32314	84836	
327 FRANCE			5	53	
344 ITALY	1413	4875	2432	8114	
347 JAPAN	4736	10951	11869	36110	
400 U STATES	277	1379	840	4316	
	32526	85718	47576	135542	
SHAWLS WOOL KNITTED OR WOVEN	LB				3321
100 U KINGDOM	325	1876	4657	17905	
306 BELGIUM			609	1768	
335 GERMANY W			59	406	
347 JAPAN			1160	4046	
400 U STATES	20	97	20	97	
	345	1973	6505	24222	
SOCKS AND STOCKINGS WOOL	DZ PR				3322
100 U KINGDOM	16878	106057	64224	374559	
327 FRANCE			15	288	
335 GERMANY W	12	113	17	178	
354 NETHRLNDS	53	206	105	420	
359 NORWAY			35	292	
400 U STATES	16	221	305	2404	
	16959	106597	64701	378141	
UNDERWEAR WOOL KNITTED	LB				3323
100 U KINGDOM	525	1825	2584	8529	
335 GERMANY W			21	74	
376 SWITZRLND			137	1294	
400 U STATES	67	286	373	1547	
	592	2111	3115	11444	
CLTHNG WVN WOOL WOMENS CHLDRNS	LB				3324
100 U KINGDOM	4130	34593	25068	246694	
231 HONG KONG			25	68	
305 AUSTRIA	21	325	333	4205	
306 BELGIUM	256	1060	757	3754	
317 CZECHO S	828	5051	1925	11059	
327 FRANCE	36	983	1007	29322	
335 GERMANY W	140	1151	677	5753	
344 ITALY	872	1858	1437	8037	
347 JAPAN	489	1589	3839	15301	
354 NETHRLNDS			16	147	
360 ISRAEL	77	592	126	1259	
372 SPAIN			4	65	
375 SWEDEN	26	826	196	5966	
376 SWITZRLND	857	7092	3006	29454	
389 IRELAND	8	207	410	5071	
400 U STATES	1785	18412	11984	132234	
	9525	73739	50810	498389	
CLOTHING NOP WOVEN WOOL FABRIC	LB				3325
100 U KINGDOM	2935	20992	6704	51587	
231 HONG KONG	20	78	38	236	
234 AUSTRALIA			80	651	
305 AUSTRIA	11	74	11	74	
306 BELGIUM	513	4278	3019	14186	

IMPORTS INTO CANADA FOR CONSUMPTION

Articles and Countries from which Imported	MONTH OF APRIL 1958		FOUR MONTHS ENDED APRIL 1958		Class Number
	Quantities	Values (\$)	Quantities	Values (\$)	
327 FRANCE	9	76	411	3372	
335 GERMANY W	2457	13352	3488	19465	
344 ITALY	4	58	4	58	
347 JAPAN			306	838	
354 NETHRLNDS			59	273	
360 ISRAEL			24	192	
376 SWITZRLND	6	64	22	232	
389 IRELAND			18	181	
400 U STATES	404	1767	6500	12738	
CLTHG WVN WOOL OUTER MENS BOYS	6359	40739	20684	104083	
100 U KINGDOM	LB 16205	120217	54991	352196	3326
231 HONG KONG			8	103	
327 FRANCE	20	137	125	565	
335 GERMANY W	198	717	3175	16828	
344 ITALY	133	1407	316	2532	
347 JAPAN			4050	3508	
354 NETHRLNDS	6	114	153	554	
375 SWEDEN	3	59	9	243	
376 SWITZRLND	75	230	145	492	
400 U STATES	1812	9662	10335	36200	
CLTHG NOP WOOL KNIT INFTS CHLD	18452	132543	73307	413221	
100 U KINGDOM	LB 2296	14209	15210	76571	3327
305 AUSTRIA	5	55	5	55	
306 BELGIUM	393	3675	3059	18457	
327 FRANCE	80	280	80	280	
335 GERMANY W	170	902	439	2300	
344 ITALY	10	61	958	3352	
347 JAPAN	312	1054	795	3249	
354 NETHRLNDS	510	1246	570	1450	
372 SPAIN			947	6081	
376 SWITZRLND	4	60	36	301	
400 U STATES	158	787	1347	4783	
CLTHG NOP WOOL KNIT WOMNS GRLS	3938	22329	23446	116879	
100 U KINGDOM	LB 22607	191845	115526	903107	3328
231 HONG KONG			44	651	
234 AUSTRALIA	30	250	30	250	
305 AUSTRIA	1960	27982	12397	143099	
306 BELGIUM	184	900	762	3207	
318 DENMARK	12	110	12	110	
326 FINLAND			47	334	
327 FRANCE	81	790	351	5153	
335 GERMANY W	966	8040	3260	25163	
344 ITALY	2792	29660	10934	88232	
347 JAPAN	1666	3242	2759	10936	
359 NORWAY	79	235	193	916	
360 ISRAEL	26	304	48	624	
375 SWEDEN			3	85	
376 SWITZRLND	593	4676	2330	23223	
389 IRELAND			41	337	
400 U STATES	1055	7738	8245	51703	
CLTHG NOP WOOL KNIT MENS BOYS	32051	275772	156982	1257130	
100 U KINGDOM	LB 4953	36892	18847	130105	3329
305 AUSTRIA	16	142	130	1088	
306 BELGIUM	152	412	248	927	
326 FINLAND			88	598	
327 FRANCE			38	268	
335 GERMANY W	307	1413	800	4739	
344 ITALY	5150	7805	6405	15488	
347 JAPAN	1018	2578	3185	10201	
354 NETHRLNDS	18	82	18	82	
359 NORWAY	470	1108	1169	2487	
376 SWITZRLND	63	735	274	2611	
400 U STATES	395	2832	879	5474	
BELTING OF CAMELS HAIR	12542	53999	32081	174068	
100 U KINGDOM	LB		493	1174	3341
BLANKETS N O P WOOL			493	1174	
100 U KINGDOM	LB 35127	55689	70374	109515	3342
305 AUSTRIA			56	106	
306 BELGIUM			2230	2038	
344 ITALY	57	218	1071	1401	
352 MEXICO	281	135	281	135	
354 NETHRLNDS	1611	1003	4151	3958	
400 U STATES	5381	8039	33154	38887	
FELT PRESSED	42457	65084	111317	156040	
100 U KINGDOM	LB 1185	2544	3112	6350	3343
335 GERMANY W	914	1357	1242	2024	
400 U STATES	4383	4771	14928	18732	
RUGS RAILWAY STEAMER AND AUTO	6482	8672	19282	27106	
100 U KINGDOM	LB 3976	12768	12999	34065	3344
335 GERMANY W	48	346	159	730	
344 ITALY	30394	18495	111907	60242	
354 NETHRLNDS	42	54	42	54	
400 U STATES			60	133	
WOOL MANUFACTURES N O P	34460	31663	125167	95224	
100 U KINGDOM	LB 1012	3289	2593	9616	3345
306 BELGIUM	996	2052	1320	2415	
318 DENMARK	25	72	45	146	

## IMPORTS INTO CANADA FOR CONSUMPTION

Articles and Countries from which Imported	MONTH OF APRIL 1958		FOUR MONTHS ENDED APRIL 1958		Class Number
	Quantities	Values (\$)	Quantities	Values (\$)	
327 FRANCE	30	53	106	255	
335 GERMANY W	646	1196	1011	2125	
347 JAPAN	238	347	466	707	
354 NETHRLNDS	71	135	139	253	
376 SWITZRLND	5	56	14	200	
400 U STATES	15319	35208	46680	105017	
	18342	42408	52374	120734	
YARN SYNTHETIC ACETATE SINGLES	LB				3360
100 U KINGDOM	3000	2012	7537	5174	
335 GERMANY W			18396	20115	
400 U STATES	29	59	16333	10380	
	3029	2071	42266	35669	
YARNS SYNTHETIC SINGLES N O P	LB				3361
100 U KINGDOM	3897	3056	41312	26607	
335 GERMANY W			5850	6728	
376 SWITZRLND			201	167	
400 U STATES	23100	22045	74072	76809	
	26997	25101	121435	110311	
YARNS THREADS SYNTHETIC N O P	LB				3362
100 U KINGDOM	2060	2934	11796	14857	
327 FRANCE	363	1331	4365	10419	
335 GERMANY W	6889	12356	23029	46278	
344 ITALY			1382	1220	
347 JAPAN			600	334	
354 NETHRLNDS	11703	11216	12098	11550	
376 SWITZRLND	769	679	922	899	
400 U STATES	111473	152082	411034	533269	
	133257	180598	465226	618826	
YARN SYNTHETIC FOR PILE FABRIC	LB				3363
YARNS SYNTHETIC ACETATE TWIST	LB				3364
100 U KINGDOM	53	122	77	184	
400 U STATES	25610	24400	175763	164654	
	25663	24522	175840	164838	
STAPLE FIBRES SYNTHETIC	LB				3365
100 U KINGDOM	143297	51336	219163	80456	
305 AUSTRIA	39924	11067	172390	46171	
316 CUBA	182065	72615	182065	72615	
327 FRANCE			2238	2207	
335 GERMANY W	35815	12584	121409	48585	
344 ITALY	375	104	71941	20492	
400 U STATES	301341	187544	1151734	764562	
	702817	335250	1920940	1035088	
TOPS OF SYNTHETIC FIBRES	LB				3366
100 U KINGDOM	5010	2392	15248	7837	
335 GERMANY W	24893	14516	185032	102020	
400 U STATES	24418	32675	101828	119197	
	54321	49583	302108	229054	
WASTE SHORT FIBRE SYNTHETIC	LB				3367
327 FRANCE			364	580	
400 U STATES	100237	52975	318970	130804	
	100237	52975	319334	131384	
YARNS FROM POLYAMIDES NYLON	LB				3368
100 U KINGDOM	58	306	2451	7693	
327 FRANCE	90	591	5663	14300	
335 GERMANY W			795	1781	
400 U STATES	29038	88770	178231	563928	
	29186	89667	187140	587702	
YARN SYNTHETIC FOR TIRE FABRIC	LB				3369
316 CUBA	60878	32349	66500	35367	
400 U STATES	133883	76943	298749	176131	
	194761	109292	365249	211498	
KNITTED FABRIC SYNTHETIC FIBRE	LB				3371
100 U KINGDOM	3997	5964	29108	43641	
327 FRANCE	64	328	164	708	
344 ITALY	15	103	15	103	
376 SWITZRLND			125	493	
400 U STATES	30853	74809	128109	315084	
	34929	81204	157521	360029	
FABRICS SYNTHETIC FIBRE N O P	LB				3372
100 U KINGDOM	25211	48775	146675	237484	
231 HONG KONG			39	279	
305 AUSTRIA	665	841	8408	12587	
306 BELGIUM	3542	5606	6984	10672	
313 CHINA	16	118	16	118	
327 FRANCE	1377	8803	6397	31195	
335 GERMANY W	93948	134854	213114	377760	
344 ITALY	27116	34001	132726	184335	
347 JAPAN	19670	30860	101851	173740	
354 NETHRLNDS	9958	14465	48318	76942	
372 SPAIN			2913	7176	
375 SWEDEN	24	200	279	1192	
376 SWITZRLND	2463	7176	8966	30426	
400 U STATES	762005	1762717	3002246	7068336	
	945995	2048416	3678932	8212242	
RIBBONS OF SYNTHETIC FIBRES	LB				3373
100 U KINGDOM	2756	6129	6426	14459	
317 CZECHO S			2246	1401	
327 FRANCE	1145	4007	4988	16269	
335 GERMANY W	196	1666	2199	8099	
344 ITALY			14	215	
347 JAPAN	11008	8930	22688	18403	
376 SWITZRLND	1265	2480	5243	15889	
400 U STATES	26462	53409	120819	264332	
	42832	76621	164623	339067	

IMPORTS INTO CANADA FOR CONSUMPTION

Articles and Countries from which Imported	MONTH OF APRIL 1958		FOUR MONTHS ENDED APRIL 1958		Class Number	
	Quantities	Values (\$)	Quantities	Values (\$)		
STOCKINGS NYLON WOMENS	DZ PR				3376	
100 U KINGDOM	28260	123095	99466	458473		
305 AUSTRIA	115	770	115	770		
327 FRANCE	38	289	152	1278		
335 GERMANY W	89	606	351	2383		
344 ITALY	44	300	64	382		
347 JAPAN			1450	4480		
354 NETHRLNDS	135	1125	135	1125		
400 U STATES	11339	69592	40852	237886		
	40020	195777	142585	706783		
STOCKINGS SYNTHETIC MENS BOYS	DZ PR				3378	
100 U KINGDOM	2503	14842	6111	38645		
327 FRANCE	180	1264	1067	7633		
335 GERMANY W			104	527		
344 ITALY	37	177	104	530		
376 SWITZRLND	49	454	389	3445		
400 U STATES	5945	20879	32698	128835		
	8714	37616	40473	179615		
STOCKINGS SYNTHETIC FIBRE NOP	DZ PR				3379	
100 U KINGDOM	4915	9971	15351	37071		
305 AUSTRIA			10	62		
335 GERMANY W	33	242	346	2197		
354 NETHRLNDS	65	207	65	207		
400 U STATES	8984	31681	31246	118012		
	13997	42101	47018	157549		
GLOVES OF SYNTHETIC FIBRES	DZ PR				3380	
100 U KINGDOM	354	3745	1349	15685		
231 HONG KONG	5069	16866	75729	250255		
232 MALTA	125	848	251	2192		
305 AUSTRIA	105	670	462	2954		
317 CZECHO S			5244	20743		
327 FRANCE	360	1871	398	2407		
335 GERMANY W	2191	13165	13457	78266		
344 ITALY	3308	16641	7661	35512		
347 JAPAN	11424	31775	68057	208717		
400 U STATES	1227	10068	4906	53460		
	24163	95649	177514	670191		
CLOTHING NOP WOVEN SYNTH FIBRE	OZ					3383
100 U KINGDOM	23714	5079	64155	25120		
231 HONG KONG	113589	12792	292231	27041		
305 AUSTRIA	4376	1912	7019	3243		
306 BELGIUM			448	293		
318 DENMARK			452	187		
327 FRANCE	6130	4081	18472	13926		
335 GERMANY W	1289	1654	30620	13727		
344 ITALY	6893	4788	67486	41209		
347 JAPAN	2475561	170223	9160631	654849		
354 NETHRLNDS			256	102		
360 ISRAEL	24120	7712	25560	8469		
372 SPAIN			320	537		
375 SWEDEN	952	283	952	283		
376 SWITZRLND	1257	911	8289	6004		
400 U STATES	871942	239621	2524674	706317		
	3529823	449056	12201565	1501307		
DRESSES WVN SYNT WOMENS CHLDNS	NO				3384	
100 U KINGDOM	23	398	294	8158		
231 HONG KONG	36	215	3678	3415		
305 AUSTRIA	9	51	9	51		
306 BELGIUM	41	427	193	2468		
327 FRANCE	22	1022	196	8651		
335 GERMANY W	26	139	36	257		
344 ITALY			5	315		
347 JAPAN			5640	2059		
354 NETHRLNDS			18	242		
375 SWEDEN			46	925		
376 SWITZRLND	7	263	104	4072		
400 U STATES	20042	115527	85497	506934		
	20206	118042	95716	537547		
UNDERWEAR KNITTED SYNTHETIC	LB				3385	
100 U KINGDOM	816	2700	4382	13324		
335 GERMANY W			160	295		
347 JAPAN	115	449	558	1208		
400 U STATES	4475	15056	13583	52641		
	5406	18205	18683	67468		
CLTHG SYNT FIB KNIT INFTS CHLD	LB				3386	
100 U KINGDOM	442	1290	794	2453		
305 AUSTRIA			20	131		
306 BELGIUM	299	1059	299	1059		
347 JAPAN			2540	2050		
400 U STATES	591	1989	5005	20175		
	1332	4338	8658	25868		
CLTHG SYNT FIB KNIT WOMNS GRLS	LB				3387	
100 U KINGDOM	144	907	1924	10365		
305 AUSTRIA	155	1878	905	7787		
306 BELGIUM			12	139		
327 FRANCE	70	1235	232	3324		
335 GERMANY W	30	153	43	383		
344 ITALY			41	291		
347 JAPAN	9	51	276	1261		
354 NETHRLNDS	351	1017	493	1385		
376 SWITZRLND	34	494	53	814		
400 U STATES	11206	49035	57487	244328		
	11999	54770	61466	270077		
CLTHG SYNT FIB KNIT MENS BOYS	LB				3388	
100 U KINGDOM	1158	2584	5893	12841		
305 AUSTRIA			200	1689		

## IMPORTS INTO CANADA FOR CONSUMPTION

Articles and Countries from which Imported	MONTH OF APRIL 1958		FOUR MONTHS ENDED APRIL 1958		Class Number
	Quantities	Values (\$)	Quantities	Values (\$)	
327 FRANCE	60	769	65	827	
344 ITALY	100	319	100	319	
347 JAPAN	10666	6973	32583	24135	
359 NORWAY			15	66	
376 SWITZRLND	79	1281	123	2071	
400 U STATES	4927	19088	15394	55923	
	16990	31014	54373	97871	
CURTAINS OF SYNTHETIC FIBRE	OZ				3390
100 U KINGDOM	10468	1830	19380	4109	
376 SWITZRLND			3488	998	
400 U STATES	714855	119525	2273915	397691	
	725323	121355	2296783	402798	
HANKERCHIEFS SYNTHETIC FIBRE	OZ				3391
100 U KINGDOM	1385	215	1385	215	
347 JAPAN	18128	1298	33632	1998	
376 SWITZRLND	35	63	2144	2135	
400 U STATES	3424	989	7184	2614	
	22972	2565	44345	6962	
SYNTHETIC FIBRE MANUFACTRS NOP	OZ				3392
100 U KINGDOM	207372	19327	922279	70726	
231 HONG KONG	800	110	4261	260	
305 AUSTRIA	291	485	291	485	
306 BELGIUM			282	62	
327 FRANCE	56996	3194	74064	9234	
335 GERMANY W	19861	4662	109858	17400	
344 ITALY	291203	15034	845604	47140	
347 JAPAN	867386	43613	2680677	134154	
354 NETHRLNOS	2144	126	8424	544	
375 SWEDEN			2998	1358	
376 SWITZRLND	3574	2195	28910	10877	
390 GERMANY E	189	159	189	159	
400 U STATES	2794028	322659	13246874	1441358	
	4243844	411564	17924711	1733757	
SYNTH FIBRE FOR ELEC APPARATUS	OZ				3393
100 U KINGDOM	6038	847	19060	2233	
400 U STATES	64010	14392	281249	53911	
	70048	15239	300309	56144	
HAIR CLOTH					3401
100 U KINGDOM		7419		23454	
400 U STATES		342		2799	
		7761		26253	
KAPOK	CWT				3411
215 INDIA	128	2223	128	2223	
355 INDOONESIA			220	6243	
371 THAILAND	221	4925	446	9842	
400 U STATES			865	27658	
	349	7148	1659	45966	
MANILA FIBRE	CWT				3412
337 GUATEMALA	840	14161	1353	31954	
364 PHIL	270	3903	8560	174047	
400 U STATES	1110	18064	2544	60467	
			12457	266468	
SISAL ISTLE TAMPICO FIBRE	CWT				3413
203 B E AFR	5377	48550	9901	86805	
309 BRAZIL	9180	67426	62374	462013	
320 OOM REP			1281	10073	
338 HAITI	8271	60508	46102	332274	
352 MEXICO	2700	19784	17834	138475	
400 U STATES	35125	281316	110470	906863	
	60653	477584	247962	1936503	
VEGETABLE FIBRE N O P	CWT				3414
100 U KINGDOM	5	500	72	2248	
221 B GUIANA	18	130	18	130	
353 MOROCCO			225	1265	
400 U STATES	741	5085	1034	14203	
	764	5715	1349	17846	
BALER TWINE	CWT				3420
100 U KINGDOM	8539	122744	13465	190731	
306 BELGIUM	840	10416	840	10416	
318 OENMARK	2513	32455	2513	32455	
352 MEXICO	1140	12489	1140	12489	
354 NETHRLNOS	715	8560	1548	19647	
366 PORTUGAL	17	232	17	232	
400 U STATES	5	84	5	84	
	13769	186980	19528	266054	
GRASSES SEAWEEEO MOSSES BAGASSE					3421
100 U KINGDOM		7991		22979	
231 HONG KONG		257		1649	
318 OENMARK				1504	
335 GERMANY W				122	
347 JAPAN		844		4827	
354 NETHRLNOS				1722	
383 HAWAII				147	
400 U STATES		6237		37313	
		15329		70263	
BINOER TWINE	CWT				3422
100 U KINGDOM			110	1582	
306 BELGIUM	288	3450	288	3450	
318 OENMARK	375	5024	375	5024	
354 NETHRLNDS	5	65	549	8338	
366 PORTUGAL	410	4848	410	4848	
	1078	13387	1732	23242	
COIR AND COIR YARN	CWT				3423
100 U KINGDOM			57	855	
215 INDIA	370	3449	2050	18968	
400 U STATES			35	463	
	370	3449	2142	20286	



IMPORTS INTO CANADA FOR CONSUMPTION

Articles and Countries from which Imported	MONTH OF APRIL 1958		FOUR MONTHS ENDED APRIL 1958		Class Number
	Quantities	Values (\$)	Quantities	Values (\$)	
MATS RUGS N O P OF COCOA FIBRE	SQ YD				3424
100 U KINGDOM	59	77	2405	2270	
203 B E AFR			716	476	
215 INDIA	7008	4194	31645	16331	
335 GERMANY W			122	205	
354 NETHRLNDS			2527	2418	
	7067	4271	37415	21700	
STRAW OR PAPER CARPETING RUGS					3425
223 BARBADOS		70		70	
231 HONG KONG		1139		5092	
347 JAPAN		4362		18720	
383 HAWAII				89	
400 U STATES		186		8284	
		5757		32255	
VEGETABLE FIBRES FOR BRUSHES	CWT				3428
100 U KINGDOM	74	817	396	22221	
215 INDIA			180	898	
304 ARGENTINA			10	2153	
306 BELGIUM			400	5544	
352 MEXICO	733	39903	1642	86107	
354 NETHRLNDS	187	2225	207	2965	
400 U STATES	576	21997	1486	74482	
	1570	64942	4321	194370	
MATS CUT PILE OF COCOA FIBRE	SQ FT				3429
215 INDIA	24196	4589	156895	25431	
354 NETHRLNDS			1483	625	
	24196	4589	158378	26056	
WASTE FOR FURTHER PREPARATION	CWT				3451
100 U KINGDOM	1012	18145	4684	129814	
216 PAKISTAN	900	3806	900	3806	
231 HONG KONG			224	976	
236 NEW ZEAL			16	899	
306 BELGIUM	403	10039	3037	22674	
338 HAITI	1576	10987	1576	10987	
344 ITALY			20	442	
354 NETHRLNDS	257	327	1887	7619	
400 U STATES	36968	279936	132677	1112931	
	41116	323240	145021	1290148	
WASTE FOR WIPING RAGS N O P	CWT				3452
100 U KINGDOM	186	4334	1099	22699	
234 AUSTRALIA			10	50	
306 BELGIUM	333	1068	1422	17427	
335 GERMANY W	26	388	26	388	
347 JAPAN	300	4562	300	4562	
354 NETHRLNDS			627	5722	
375 SWEDEN	157	2268	157	2268	
389 IRELAND			43	194	
400 U STATES	22561	194731	94328	783143	
	23563	207351	98012	836453	
WASTE GARNETTED READY FOR USE	LB				3453
100 U KINGDOM	5856	1119	11336	1965	
327 FRANCE			4550	4819	
347 JAPAN	12000	1443	68217	7180	
400 U STATES	113944	22386	583719	78549	
	131800	24948	667822	92513	
BATTS BATTING WADDING N O P	LB				3454
100 U KINGDOM	110	78	310	133	
400 U STATES	38423	15350	118704	48627	
	38533	15428	119014	48760	
FISH NETS NETTINGS COMMERCIAL	LB				3460
100 U KINGDOM	109497	154709	295524	435809	
318 DENMARK	259	393	2614	10315	
335 GERMANY W			726	1172	
347 JAPAN	55966	71333	152604	236368	
354 NETHRLNDS	14351	13658	30524	31717	
359 NORWAY	558	936	558	936	
400 U STATES	14256	23678	32573	59576	
	194887	264707	515123	775893	
FISHING LINES COMMERCIAL	LB				3461
100 U KINGDOM	45871	45076	159237	120807	
318 DENMARK			200	104	
335 GERMANY W	139	481	3216	9406	
347 JAPAN	9041	7672	15272	15507	
354 NETHRLNDS	1226	914	14021	4843	
359 NORWAY			11080	7431	
389 IRELAND			2725	791	
400 U STATES	34002	37017	118263	143007	
	90279	91160	324014	301896	
CORDAGE MANILA OVER 1 IN CIRC	LB				3463
100 U KINGDOM	178282	43963	492072	132209	
318 DENMARK	10871	2841	14281	3462	
352 MEXICO	34949	5370	34949	5370	
364 PHIL	45000	9534	45000	9534	
366 PORTUGAL			14431	2002	
389 IRELAND			6685	1582	
400 U STATES	370	217	4604	2048	
	269472	61925	612022	156207	
CORDAGE COMMERCIAL FISH NET	LB				3464
100 U KINGDOM	139368	34668	417813	106056	
306 BELGIUM	21437	5182	99338	23120	
318 DENMARK	53658	14749	169859	39891	
335 GERMANY W			30811	8896	
347 JAPAN	1182	1334	12175	18072	
352 MEXICO	35204	5409	35204	5409	
354 NETHRLNDS			192265	38715	
364 PHIL	27791	5634	27791	5634	

## IMPORTS INTO CANADA FOR CONSUMPTION

Articles and Countries from which Imported	MONTH OF APRIL 1958		FOUR MONTHS ENDED APRIL 1958		Class Number
	Quantities	Values (\$)	Quantities	Values (\$)	
389 IRELAND			44 397	12269	
400 U STATES	1177	2509	13228	17792	
	279817	69485	1042881	275854	
CORDAGE OVER 1 INCH NOP	LB				3465
100 U KINGDOM	33431	5963	151375	37101	
220 BERMUDA			4000	153	
354 NETHRLNDS			9480	1535	
400 U STATES	15083	3585	71473	11563	
	48514	9548	236328	50352	
COTTON FABRIC RUBBERIZED	LB				3472
100 U KINGDOM	1185	711	2156	1729	
335 GERMANY W			2339	3100	
354 NETHRLNDS			180	167	
400 U STATES	68905	48448	232318	159250	
	70090	49159	236993	164246	
COTTON WINDOW SHADE CLOTH	LB				3473
100 U KINGDOM	1656	1245	2378	1776	
400 U STATES	325	578	4118	6908	
	1981	1823	6496	8684	
COTTON FABRICS COATED N O P	LB				3474
100 U KINGDOM	42329	40376	133288	130386	
306 BELGIUM			252	628	
327 FRANCE	1200	910	1260	994	
335 GERMANY W	3959	3770	24503	20277	
347 JAPAN	470	721	4342	2427	
354 NETHRLNDS			1057	1168	
376 SWITZRLND	194	574	276	819	
400 U STATES	454017	435556	1748250	1693759	
	502169	481907	1913228	1850458	
ARTISTS CANVAS COATED PREPARED					3475
100 U KINGDOM		212		448	
306 BELGIUM		202		202	
327 FRANCE				201	
354 NETHRLNDS				231	
400 U STATES		4088		5047	
		4502		6129	
CANVAS FLAX FOR TENTS AWNINGS	LB				3476
100 U KINGDOM	6632	4076	25120	15134	
327 FRANCE			860	436	
400 U STATES			60	99	
	6632	4076	26040	15669	
FABRICS JUTE COATED	LB				3478
100 U KINGDOM	668	252	668	252	
400 U STATES	460	148	43430	11343	
	1128	400	44098	11595	
FABRICS VEG FIBRE COATED	LB				3479
100 U KINGDOM	10849	4194	77363	44352	
327 FRANCE	194	127	194	127	
347 JAPAN	38300	6667	139305	22726	
400 U STATES	35726	35694	153984	154703	
	85069	46682	370846	221908	
FABRICS FOR BRATTICE CLOTH	LB				3480
100 U KINGDOM	1446	162	283833	38698	
400 U STATES	350	107	6224	1544	
	1796	269	290057	40242	
FABRICS SILK COATED	LB				3481
400 U STATES	405	2663	2858	14701	
	405	2663	2858	14701	
FABRICS WOOL COATED	LB				3483
305 AUSTRIA			128	238	
306 BELGIUM	99	107	2407	5089	
335 GERMANY W	12428	20291	20909	37547	
400 U STATES	9864	5158	23903	23688	
	22391	25556	47347	66562	
FABRICS SYNTHETIC FIBRE COATED	LB				3484
100 U KINGDOM	280	596	13238	9546	
306 BELGIUM	9001	9476	135573	144039	
335 GERMANY W			83	163	
347 JAPAN	2515	564	2515	564	
400 U STATES	212926	327474	783727	1159609	
	224722	338110	935136	1313921	
OILCLOTH FLOOR LINOLEUM	LB				3485
100 U KINGDOM	3725784	474550	10668268	1391654	
400 U STATES	92522	195301	3483854	638418	
	4718306	669851	14152122	2030072	
OILCLOTH CARRIAGE SHELF TABLE	LB				3486
100 U KINGDOM	456	365	15627	11751	
400 U STATES	11055	6981	58594	38277	
	11511	7346	74221	50028	
TYPEWRITER RIBBONS	LB				3487
100 U KINGDOM	1192	3104	2552	6338	
305 AUSTRIA	238	432	1213	2340	
327 FRANCE			280	440	
400 U STATES	334	2311	1448	12356	
	1764	5847	5493	21474	
FABRICS COTTON TO COVER RUBBER	LB				3488
100 U KINGDOM	5100	6509	17959	25976	
400 U STATES			4406	6249	
	5100	6509	22365	32225	
CORD TIRE FABRICS SYNTH FIBRE	LB				3489
400 U STATES	2913	3197	190077	153984	
	2913	3197	190077	153984	
LACE EMBROIDERIES BOBBINET NOP	LB				3501
100 U KINGDOM	3945	20369	13026	71342	
215 INDIA			433	840	
231 HONG KONG			265	1476	

IMPORTS INTO CANADA FOR CONSUMPTION

Articles and Countries from which Imported	MONTH OF APRIL 1958		FOUR MONTHS ENDED APRIL 1958		Class Number
	Quantities	Values (\$)	Quantities	Values (\$)	
305 AUSTRIA	5	92	626	5105	
306 BELGIUM			46	633	
327 FRANCE	2057	24063	18567	179064	
335 GERMANY W	132	464	694	2976	
344 ITALY	23	268	120	711	
347 JAPAN	341	1114	19706	21113	
354 NETHRLNDS			84	432	
367 AZORES	125	620	125	620	
376 SWITZRLND	291	2958	1466	16781	
400 U STATES	41918	162369	146446	605441	
	48837	212317	201604	906534	
CORSETS GIRDLES BRASSIERES					3510
100 U KINGDOM				559	
231 HONG KONG		2710		3606	
327 FRANCE		162		162	
335 GERMANY W		188		915	
347 JAPAN		5201		52095	
354 NETHRLNDS				100	
400 U STATES		95911		335164	
		104172		392601	
BRACES OR SUSPENDERS AND PARTS					3511
100 U KINGDOM		705		4063	
327 FRANCE		100		187	
335 GERMANY W		4921		21744	
400 U STATES		4000		12730	
		9726		38724	
CHURCH VESTMENTS ANY MATERIAL					3512
100 U KINGDOM		4472		8605	
306 BELGIUM		1727		2162	
327 FRANCE		5991		36077	
344 ITALY				150	
347 JAPAN				98	
360 ISRAEL				75	
376 SWITZRLND		211		359	
390 GERMANY E				420	
400 U STATES		6050		18841	
		18451		66787	
GARMENTS KNITTED N O P	LB				3514
100 U KINGDOM	112	1047	217	2670	
335 GERMANY W			1727	3076	
344 ITALY	39	209	57	668	
347 JAPAN			2050	1779	
400 U STATES	41	228	726	2924	
	192	1484	4777	11117	
GLOVES MITTS AND MITTENS N O P	DZ PR				3515
100 U KINGDOM	173	1209	377	2785	
231 HONG KONG			5	145	
327 FRANCE			15	360	
335 GERMANY W			95	441	
344 ITALY	350	686	362	825	
347 JAPAN			1828	3392	
400 U STATES	1481	6635	8008	41594	
	2004	8530	10690	49542	
BERETS OF WOOL KNITTED FULLED	DOZ				3516
100 U KINGDOM	697	4380	3380	16525	
327 FRANCE	4	61	1209	3916	
400 U STATES			8	66	
	701	4441	4597	20507	
CAPS BONNETS BERETS N O P	DOZ				3517
100 U KINGDOM	8643	29371	12786	61954	
231 HONG KONG	25	70	200	561	
305 AUSTRIA			3	58	
306 BELGIUM			53	238	
318 DENMARK	74	292	74	292	
327 FRANCE	122	551	718	2983	
335 GERMANY W	2059	5635	3097	8474	
344 ITALY	126	1036	208	1818	
347 JAPAN	29311	26703	111169	117630	
359 NORWAY	18	157	45	431	
376 SWITZRLND	33	560	49	790	
400 U STATES	7516	27441	51508	145946	
	47927	91816	179910	341175	
HATS OF FUR FELT MENS	DOZ				3518
100 U KINGDOM	34	1719	566	27024	
305 AUSTRIA			8	553	
306 BELGIUM			13	646	
344 ITALY	11	864	117	9017	
400 U STATES	23	1227	66	3428	
	68	3810	770	40668	
HATS OF WOOL FELT	DOZ				3519
100 U KINGDOM	4	93	134	1952	
231 HONG KONG			1000	3489	
305 AUSTRIA			3	176	
335 GERMANY W	10	185	10	185	
400 U STATES	62	1511	207	4121	
	76	1789	1354	9923	
HATS OF FUR FELT WOMENS	DOZ				3520
100 U KINGDOM	5	149	46	1703	
305 AUSTRIA			1	62	
318 DENMARK			2	98	
327 FRANCE			71	3020	
344 ITALY			13	602	
376 SWITZRLND			1	79	
400 U STATES			61	2411	
	5	149	195	7975	

## IMPORTS INTO CANADA FOR CONSUMPTION

Articles and Countries from which Imported	MONTH OF APRIL 1958		FOUR MONTHS ENDED APRIL 1958		Class Number
	Quantities	Values (\$)	Quantities	Values (\$)	
HATS N O P	DOZ				3521
100 U KINGDOM	29	922	449	12229	
231 HONG KONG	255	671	255	671	
305 AUSTRIA			14	860	
318 DENMARK			4	83	
327 FRANCE	40	2102	530	17591	
335 GERMANY W	123	2846	179	4388	
344 ITALY	422	3207	751	7929	
347 JAPAN	48	60	802	2090	
352 MEXICO			375	283	
354 NETHRLNDS	7	630	7	630	
359 NORWAY			21	252	
376 SWITZRLND	39	1635	507	12328	
390 GERMANY E	20	502	25	624	
400 U STATES	8280	148753	31422	628801	
	9263	161328	35341	688759	
FIREMENS AND OTHER HELMETS					3522
100 U KINGDOM		327		3213	
335 GERMANY W		447		1545	
354 NETHRLNDS				316	
400 U STATES		35880		132340	
		36654		137414	
KNITTED GOODS N O P	LB				3524
100 U KINGDOM	169	413	3087	5862	
335 GERMANY W			91	360	
344 ITALY	35	203	132	429	
347 JAPAN	3575	2172	7413	6339	
400 U STATES	38739	68627	122973	223814	
	42518	71415	133696	236804	
CHEVILLE YARNS AND CORDS	LB				3548
400 U STATES	244	193	4589	4373	
	244	193	4589	4373	
USED BAGS OF VEGETABLE FIBRE					3550
100 U KINGDOM				426	
400 U STATES		1869		9513	
		1869		9939	
BELTING N O P	LB				3551
100 U KINGDOM	986	2061	3764	10141	
400 U STATES	7199	9706	22288	40246	
	8185	11767	26052	50387	
BLANKETS FOR PRINTING PRESSES					3552
100 U KINGDOM		2881		24807	
335 GERMANY W		221		353	
384 P RICO		967		3560	
400 U STATES		35330		165359	
		39399		194079	
BRAIDS CORDS FRINGES	NOP				3553
100 U KINGDOM		1928		7896	
317 CZECHO S				754	
327 FRANCE		531		2076	
335 GERMANY W		215		5304	
347 JAPAN		64		2502	
354 NETHRLNDS				372	
375 SWEDEN				314	
376 SWITZRLND		112		2962	
400 U STATES		60448		242979	
		63298		265159	
CARPETS N O P	SQ FT				3554
100 U KINGDOM	130836	19160	333001	50202	
306 BELGIUM	120717	22240	325367	61408	
318 DENMARK			469	287	
335 GERMANY W			716	228	
344 ITALY	8537	1956	37586	8491	
347 JAPAN	78445	4895	200709	26928	
354 NETHRLNDS	2465	730	6870	2194	
375 SWEDEN	2895	1482	2895	1482	
400 U STATES	126419	61625	473418	212681	
	470314	112088	1381031	363901	
CURTAINS N O P					3557
100 U KINGDOM				1427	
375 SWEDEN		670		670	
400 U STATES		8289		21795	
		8959		23892	
HAT BRAIDS NOT OVER 6 INCHES					3559
100 U KINGDOM				73	
327 FRANCE				54	
335 GERMANY W				116	
344 ITALY				2291	
376 SWITZRLND		12450		127541	
400 U STATES		3288		21347	
		15738		151422	
HAT SWEATS CAP PEAKS AND BANDS					3560
100 U KINGDOM		731		1279	
335 GERMANY W				4074	
347 JAPAN		2411		5306	
400 U STATES		44708		180120	
		47850		190779	
HOODS AND SHAPES OF FUR FELT	DOZ				3561
100 U KINGDOM	143	3713	174	4522	
305 AUSTRIA	500	5745	670	12078	
317 CZECHO S	962	13920	1980	34758	
327 FRANCE	658	6631	793	9451	
344 ITALY	1337	16107	1337	16107	
400 U STATES	143	3657	512	10681	
	3743	49773	5466	87597	

IMPORTS INTO CANADA FOR CONSUMPTION

Articles and Countries from which Imported	MONTH OF APRIL 1958		FOUR MONTHS ENDED APRIL 1958		Class Number
	Quantities	Values (\$)	Quantities	Values (\$)	
HOODS AND SHAPES OF WOOL FELT	DOZ				3562
HOODS AND SHAPES KNITTED	DOZ				3563
231 HONG KONG	50	898	1025	11132	
305 AUSTRIA	115	1197	115	1197	
313 CHINA			100	463	
317 CZECHOS			6	149	
321 ECUADOR			50	798	
344 ITALY			1223	5339	
347 JAPAN	305	899	2940	10859	
352 MEXICO	864	680	864	680	
376 SWITZRLND	532	6448	2402	39257	
393 TAIWAN	100	508	800	5015	
400 U STATES	2054	20723	11368	116960	
	4020	31353	20893	191849	
HOODS AND SHAPES N O P	DOZ				3564
327 FRANCE	24	443	58	2490	
344 ITALY			25	222	
352 MEXICO			204	143	
376 SWITZRLND	81	563	768	10061	
400 U STATES	491	5612	4098	39129	
	596	6618	5153	52045	
SURGICAL DRESSINGS					3566
100 U KINGDOM		28306		146323	
335 GERMANY W		1078		10710	
400 U STATES		43192		205998	
		72276		363031	
ELASTIC WEBBING WOVEN FOR MFRS	LB				3567
100 U KINGDOM	1974	2915	2191	3442	
335 GERMANY W	795	1459	3979	10040	
344 ITALY	145	576	675	1564	
347 JAPAN			2177	1870	
354 NETHRLNDS	165	354	647	1380	
400 U STATES	7635	22822	33316	68470	
	10714	28126	42985	86766	
ELASTIC WEBBING WOVEN N O P	LB				3568
100 U KINGDOM	478	1131	2722	5558	
335 GERMANY W			176	614	
344 ITALY	482	897	6273	11129	
347 JAPAN	15709	10063	20491	13457	
354 NETHRLNDS	466	965	695	1415	
400 U STATES	24519	46453	58684	118268	
	41654	59509	89041	150441	
WINDOW SHADES ON ROLLERS N O P					3569
400 U STATES		1636		8240	
		1636		8240	
CORDED RIBBONS FOR MENS HATS	LB				3570
100 U KINGDOM			4	60	
400 U STATES	1764	9460	11109	56901	
	1764	9460	11113	56961	
FABRICS FOR CARD CLOTHING	LB				3572
400 U STATES			518	1072	
			518	1072	
FIBRE OR TEXTILE PRODUCTS NOP					3573
100 U KINGDOM		2600		5823	
338 HAITI				1042	
344 ITALY		1041		2529	
400 U STATES		5489		42463	
		9130		51857	
BRAIDED CORD 1 IN CIRC OR LESS	LB				3574
100 U KINGDOM	372	379	449	541	
400 U STATES	4410	3881	16634	13071	
	4782	4260	17083	13612	
ELASTIC WEBBING BRAIDED	LB				3576
100 U KINGDOM			206	348	
335 GERMANY W			726	1408	
344 ITALY			330	689	
347 JAPAN	40841	26511	142527	84760	
354 NETHRLNDS			190	441	
400 U STATES	9521	18084	23072	49805	
	50362	44595	167051	137451	

## IMPORTS INTO CANADA FOR CONSUMPTION

Articles and Countries from which Imported	MONTH OF APRIL 1958		FOUR MONTHS ENDED APRIL 1958		Class Number
	Quantities	Values (\$)	Quantities	Values (\$)	
<u>GROUP 4</u>					
<u>WOOD WOOD PRODUCTS AND PAPER</u>					
CANE REED OR RATTAN					4002
215 INDIA		324		324	
231 HONG KONG		900		1921	
335 GERMANY W		715		715	
347 JAPAN				91	
400 U STATES		540		3140	
		2479		6191	
OSIERS WILLOWS AND BAMBOOS					4003
215 INDIA				146	
304 ARGENTINA				1648	
311 BURMA				396	
347 JAPAN		568		3699	
354 NETHRLNDS		96		96	
400 U STATES		1156		3252	
		1820		9237	
CORKWOOD UNMANUFACTURED					4010
366 PORTUGAL		485		5114	
400 U STATES		232		588	
		717		5702	
FENCE POSTS					4001
400 U STATES	ND				
	5204	1349	32180	7377	
	5204	1349	32180	7377	
HICKORY BILLETS					4002
400 U STATES		9791		29815	
		9791		29815	
POLES TELEGRAPH AND PILING					4004
400 U STATES	NO				
	3553	82845	12763	363014	
	3553	82845	12763	363014	
RAILWAY TIES					4025
400 U STATES	NO				
	3767	12707	34207	102962	
	3767	12707	34207	102962	
LOGS ROUND UNMANUFACTURED NOP					4008
400 U STATES	M FT				
	3072	151122	56617	2722887	
	3072	151122	56617	2722887	
HANDLE SHINGLE BOLTS FELLOES					4033
400 U STATES		2732		3288	
		2732		3288	
HUB LAST WAGON OAR GUN BLOCKS					4033
344 ITALY		132		412	
400 U STATES		56582		172030	
		56714		172442	
TEAK AMARANTH TROPICAL WOODS					4001
100 U KINGDOM				2604	
210 GHANA		4882		19620	
218 MALAYA				548	
221 B GUIANA				5791	
231 HONG KONG		588		1310	
234 AUSTRALIA		2403		12945	
309 BRAZIL				178	
314 COLOMBIA				894	
321 ECUADOR		221		1257	
328 FR AFRICA				1791	
337 GUATEMALA				6145	
347 JAPAN				3135	
364 PHIL				7555	
371 THAILAND				22929	
400 U STATES		9021		59122	
		17115		145824	
ASH WHITE					4003
400 U STATES	M FT				
	68	7957	303	44073	
	68	7957	303	44073	
CEDAR					4003
358 NICARAGUA	M FT		2	795	
400 U STATES	192	29072	995	124844	
	192	29072	997	125639	
FIR					4005
400 U STATES	M FT				
	4674	405833	14765	1189671	
	4674	405833	14765	1189671	
GUMWOOD					4003
400 U STATES	M FT				
	18	3136	130	20233	
	18	3136	130	20233	
HEMLOCK					4007
400 U STATES	M FT				
	161	10177	1153	69795	
	161	10177	1153	69795	
HICKORY					4008
400 U STATES	M FT				
	9	2239	39	8656	
	9	2239	39	8656	
MAHOGANY					4002
210 GHANA	M FT				
211 NIGERIA	61	10567	121	23960	
222 B HOND			25	5514	
314 COLOMBIA	43	11493	130	39360	
347 JAPAN			46	6585	
358 NICARAGUA	392	57847	1034	150992	
361 PANAMA			1	168	
364 PHIL			4	1006	
400 U STATES	121	20006	253	45613	
	124	12660	301	101321	
	711	136873	4803	374594	

IMPORTS INTO CANADA FOR CONSUMPTION

Articles and Countries from which Imported	MONTH OF APRIL 1958		FOUR MONTHS ENDED APRIL 1958		Class Number
	Quantities	Values (\$)	Quantities	Values (\$)	
OAK					
347 JAPAN	M FT	21 3698	45 7968		4050
400 U STATES		4173 532618	14484 1903659		
		4194 536316	14529 1911627		
PINE SOUTHERN YELLOW OR PITCH					
400 U STATES	M FT	171 26122	781 126168		4051
		171 26122	781 126168		
PINE WHITE OR OTHER N O P					
309 BRAZIL	M FT		110 12227		4052
400 U STATES		1612 153831	6551 605066		
		1612 153831	6661 617293		
POPLAR					
400 U STATES	M FT	190 24071	887 116621		4053
		190 24071	887 116621		
REDWOOD					
400 U STATES	M FT	264 56598	573 119512		4054
		264 56598	573 119512		
WALNUT					
400 U STATES	M FT	323 87899	958 274456		4055
		323 87899	958 274456		
LUMBER AND TIMBER HARDWOOD N O P					
347 JAPAN	M FT	8 1941	32 6810		4056
400 U STATES		1335 125996	6292 566942		
		1343 127937	6324 573752		
LUMBER AND TIMBER N O P					
381 ALASKA	M FT		8 461		4057
400 U STATES		334 29412	1359 90123		
		334 29412	1367 90584		
HARDWOOD FLOORING					
400 U STATES	M FT	2019 220760	6868 851560		4058
		2019 220760	6868 851560		
PINE PONDEROSA AND SUGAR					
400 U STATES	M FT	4910 455644	14161 1428063		4059
		4910 455644	14161 1428063		
LATHS					
400 U STATES	M	6 138	6 138		4071
		6 138	6 138		
PLYWOOD GLUED OR CEMENTED					
318 DENMARK	SQ FT	6256 774	6256 774		4073
326 FINLAND		337833 28220	376262 31975		
327 FRANCE		193688 15857	223688 17984		
335 GERMANY W		103289 12837	180874 24322		
347 JAPAN		2600589 174875	10723584 736389		
360 ISRAEL			64739 5032		
371 THAILAND			6400 900		
375 SWEDEN		32125 2005	32125 2005		
388 YUGO SLAV			9615 478		
393 TAIWAN		12729 725	12729 725		
400 U STATES		356465 41977	1306505 152766		
		3642974 277270	12942777 973350		
SHINGLES OF WOOD					
400 U STATES	RF SQ	1884 11652	6863 46417		4074
		1884 11652	6863 46417		
VENEERS OF ROSEWOOD ETC					
100 U KINGDOM				304	4075
327 FRANCE				10273	
347 JAPAN		2868		6227	
354 NETHRLNDS		1295		1505	
364 PHIL		2188		2188	
400 U STATES		26009		74092	
		32360		94589	
VENEERS OF WOOD N O P					
100 U KINGDOM				202	4076
307 BEL CONGO		14265		43026	
318 DENMARK				2546	
327 FRANCE				420	
335 GERMANY W		4322		4322	
371 THAILAND				580	
400 U STATES		111506		451270	
		130093		502366	
VENEERS OF WOOD TAPED JOINTED					
400 U STATES		6150		28249	4077
		6150		28249	
VENEERS AUSTRALIAN BLACKWOOD					
400 U STATES		1524		28305	4078
		1524		28305	
PLYWOOD FACED WITH METAL					
335 GERMANY W		8727		14244	4079
400 U STATES		854		3237	
		9581		17481	
FUELWOOD					
400 U STATES	CORD	113 784	278 2177		4082
		113 784	278 2177		
PULPWOOD					
400 U STATES	CORD	3702 50114	88603 1627780		4083
		3702 50114	88603 1627780		
SAWDUST AND WOOD FLOUR					
400 U STATES		25308		87603	4084
		25308		87603	
BARRELS EMPTY					
327 FRANCE	NO		15 460		4091
400 U STATES		20899 56831	95930 262017		
		20899 56831	95945 262477		
STAVES OAK SAWN SPLIT OR CUT					
400 U STATES	M	247 87056	786 286486		4094
		247 87056	786 286486		

## IMPORTS INTO CANADA FOR CONSUMPTION

Articles and Countries from which Imported	MONTH OF APRIL 1958		FOUR MONTHS ENDED APRIL 1958		Class Number
	Quantities	Values (\$)	Quantities	Values (\$)	
STAVES N O P					
100 U KINGDOM	M 33	814	94	2405	4097
400 U STATES	47	3442	397	18291	
	80	4256	491	20696	
HOOPS HEADS AND LINERS OF WOOD					4099
100 U KINGDOM		625		2051	
400 U STATES		15685		65716	
		16310		67767	
CORK SLABS BOARDS TILES N O P					4101
100 U KINGDOM		676		3899	
318 DENMARK		5436		14965	
335 GERMANY W				158	
366 PORTUGAL		23524		27915	
372 SPAIN		36815		72194	
400 U STATES		21536		45941	
		87987		165072	
CORKS THREE FOURTHS IN OR LESS	LB				4102
366 PORTUGAL			110	156	
372 SPAIN			699	832	
400 U STATES			117	175	
			926	1163	
CORKS OVER THREE FOURTHS INCH	LB				4103
366 PORTUGAL	7718	11538	33994	49877	
372 SPAIN	1016	1337	7066	14214	
400 U STATES	2767	1989	4229	7737	
	11501	14864	45289	71828	
CORK SLABS BOARDS FOR MFRS					4104
366 PORTUGAL		58745		209639	
372 SPAIN		44504		136637	
400 U STATES		146553		371345	
		249802		717621	
MANUFACTURES OF CORKWOOD N O P					4105
100 U KINGDOM		10199		37803	
335 GERMANY W				56	
366 PORTUGAL		32761		131738	
372 SPAIN		448		4479	
400 U STATES		8965		38774	
		52373		212850	
BILLETS OF WOOD FOR BATS					4112
400 U STATES		13211		43156	
		13211		43156	
GUN STOCKS OF WALNUT ROUGH					4113
WOOD HANDLES FOR AGRIC IMPL					4114
400 U STATES		11547		74733	
		11547		74733	
HANDLES OF WOOD N O P					4118
100 U KINGDOM				634	
335 GERMANY W				439	
375 SWEDEN		715		951	
400 U STATES		20078		72249	
		20793		74973	
SHAFTS OR HEADS FOR GOLF CLUBS					4119
400 U STATES		4495		16381	
		4495		16381	
LASTS OF WOOD					4120
100 U KINGDOM		567		567	
335 GERMANY W				105	
400 U STATES		5516		23344	
		6083		24016	
MEXICAN SADDLE TREES STIRRUPS					4121
400 U STATES		1175		5938	
		1175		5938	
WALKING STICKS AND CANES					4125
100 U KINGDOM		1554		3609	
216 PAKISTAN		479		479	
327 FRANCE		744		744	
344 ITALY		116		116	
347 JAPAN				71	
352 MEXICO				99	
400 U STATES		53		943	
		2946		6061	
SULPHITE PULP BL DISSOLVING	CWT				4130
400 U STATES	2477	24644	25117	255418	
	2477	24644	25117	255418	
SULPHITE PULP UNBLEACHED	CWT				4132
400 U STATES	42630	254394	186815	1125105	
	42630	254394	186815	1125105	
SULPHITE PULP BLEACHED N O P	CWT				4133
381 ALASKA			1018	7555	
400 U STATES	6700	46480	53123	377725	
	6700	46480	54141	385280	
SULPHATE OR KRAFT PULP	CWT				4134
400 U STATES	19303	134465	154677	1073440	
	19303	134465	154677	1073440	
WOOD PULP MECHANICAL	CWT				4135
PULP OF STRAW OR VEG FIBRE NOP	CWT				4136
100 U KINGDOM			22	577	
400 U STATES	8759	80417	45716	440424	
	8759	80417	45738	441001	
BOBBINS SHUTTLES AND SPOOLS					4141
100 U KINGDOM		68		671	
335 GERMANY W		145		1189	
376 SWITZRLND		589		4456	
400 U STATES		23837		88819	
		24639		95135	



## IMPORTS INTO CANADA FOR CONSUMPTION

67

Articles and Countries from which Imported	MONTH OF APRIL 1958		FOUR MONTHS ENDED APRIL 1958		Class Number
	Quantities	Values (\$)	Quantities	Values (\$)	
CASKETS COFFINS AND METAL PTS 400 U STATES		38615		167851	4142
		38615		167851	
CHARCOAL MADE FROM WOOD 400 U STATES	TON				4143
	156	14456	637	54496	
	156	14456	637	54496	
CHURNS N O P WASHBOARDS					4144
100 U KINGDOM		115		920	
318 DENMARK				427	
335 GERMANY W		258		527	
347 JAPAN				163	
375 SWEDEN		234		234	
400 U STATES		1622		5585	
		2229		7656	
CLOTHES PINS AND PARTS	GROSS				4145
100 U KINGDOM			1000	402	
231 HONG KONG	2600	609	6120	1401	
318 DENMARK	18200	5773	31280	9902	
354 NETHRLNDS	3000	927	3276	1120	
375 SWEDEN	250	77	9300	3180	
400 U STATES	868	244	1149	765	
	24918	7630	52125	16770	
CRUTCHES OR STAFFS 400 U STATES		2122		11036	4146
		2122		11036	
CURTAIN STRETCHERS 400 U STATES		1610		2440	4147
		1610		2440	
DOORS WOOD 6 FT X 2 FT OR OVER	NO				4148
100 U KINGDOM			1	69	
335 GERMANY W			800	3862	
400 U STATES	2149	27766	8104	115763	
	2149	27766	8905	119694	
EXCELSIOR OR WOOD WOOL 400 U STATES		707		2818	4149
		707		2818	
FIBRE AND MANUFACTURES N O P					4150
100 U KINGDOM		1257		2874	
327 FRANCE		12005		18123	
375 SWEDEN		671		3238	
390 GERMANY E				384	
400 U STATES		62230		276289	
		76163		300908	
FURNITURE MAINLY OF WOOD					4151
100 U KINGDOM		13091		52920	
215 INDIA		73		173	
222 B HOND				58	
223 BARBADOS		100		100	
224 JAMAICA		54		54	
231 HONG KONG		47552		157233	
305 AUSTRIA				139	
306 BELGIUM		69		69	
317 CZECHO S		10775		21429	
318 DENMARK		57071		187099	
322 EGYPT				595	
326 FINLAND				705	
327 FRANCE		3657		10892	
335 GERMANY W		38978		60993	
344 ITALY		7045		37594	
347 JAPAN		4562		22281	
352 MEXICO		481		966	
354 NETHRLNDS		2511		8136	
359 NORWAY		3790		18051	
364 PHIL				128	
365 POLAND		6186		7666	
372 SPAIN				86	
375 SWEDEN		18387		68082	
376 SWITZRLND		109		782	
383 HAWAII		635		1358	
388 YUGO SLAV				123	
391 LEBANON				90	
400 U STATES		589406		2047919	
		804532		2705721	
MATCHES OF WOOD					4152
100 U KINGDOM				2053	
344 ITALY		113		687	
347 JAPAN		68		68	
359 NORWAY		198		198	
375 SWEDEN		6360		19828	
400 U STATES		12205		27649	
		18944		50483	
MOULDINGS OF WOOD					4153
306 BELGIUM		267		267	
335 GERMANY W		819		1657	
344 ITALY				538	
354 NETHRLNDS		129		129	
400 U STATES		7778		19162	
		8993		21753	
SKIS RACQUETS AND FRAMES BATS					4154
100 U KINGDOM		4676		24256	
215 INDIA		2739		7696	
216 PAKISTAN		6878		20843	
234 AUSTRALIA		1988		8493	
305 AUSTRIA		217		4749	
306 BELGIUM		1959		9047	
317 CZECHO S		239		239	

## IMPORTS INTO CANADA FOR CONSUMPTION

Articles and Countries from which Imported	MONTH OF APRIL 1958		FOUR MONTHS ENDED APRIL 1958		Class Number
	Quantities	Values (\$)	Quantities	Values (\$)	
318 DENMARK		1794		2102	
326 FINLAND				58	
327 FRANCE				426	
335 GERMANY W		2649		9963	
344 ITALY				1329	
347 JAPAN		10743		20269	
354 NETHRLNDS		788		1034	
359 NORWAY				1099	
376 SWITZRLND		278		278	
400 U STATES		25825		76779	
		60773		188660	
WINDOW SASH OF WOOD					4155
400 U STATES		7673		67151	
		7673		67151	
WOOD BOXES CRATES AND SHOOKS					4156
100 U KINGDOM		132		344	
335 GERMANY W				337	
344 ITALY				389	
347 JAPAN		1648		2828	
375 SWEDEN		265		434	
400 U STATES		22808		118957	
		24853		123289	
MANUFACTURES OF WOOD N O P					4157
100 U KINGDOM		23944		65427	
203 B E AFR		66		781	
207 UN SO AFR		120		120	
215 INDIA		120		689	
216 PAKISTAN				147	
217 CEYLON				98	
231 HONG KONG		2419		5889	
305 AUSTRIA				209	
306 BELGIUM		401		401	
313 CHINA		113		113	
317 CZECHO S		2183		3124	
318 DENMARK		1420		2621	
327 FRANCE		1987		12410	
335 GERMANY W		9658		27050	
344 ITALY		2596		11104	
347 JAPAN		42774		131341	
352 MEXICO		178		250	
354 NETHRLNDS		1043		3259	
359 NORWAY				335	
372 SPAIN				600	
375 SWEDEN		9942		30859	
376 SWITZRLND		283		428	
383 HAWAII				245	
388 YUGO SLAV		1029		1136	
390 GERMANY E		159		239	
400 U STATES		358680		1204091	
		459115		1502966	
BOWLS TRAYS AND DISHES OF WOOD					4158
215 INDIA				73	
305 AUSTRIA				138	
318 DENMARK				1868	
327 FRANCE		93		93	
335 GERMANY W		619		619	
344 ITALY		301		471	
347 JAPAN		20610		64780	
375 SWEDEN		398		398	
376 SWITZRLND				66	
388 YUGO SLAV				552	
400 U STATES		6167		14692	
		28188		83750	
PLAYING CARD STOCK	LB				4159
400 U STATES		36208	146994	34672	
		36208	146994	34672	
CONT BOARD FOR MOIST OILY FOOD	LB				4160
400 U STATES		1240487	4816987	479545	
		1240487	4816987	479545	
CARD STOCK BRISTOL BOARD N O P	LB				4161
100 U KINGDOM			3360	981	
335 GERMANY W			5180	3320	
400 U STATES		244942	849152	184432	
		244942	857692	188733	
CHIPBOARD NEWS BOARD	LB				4162
335 GERMANY W			175577	21347	
400 U STATES		721141	2967575	274878	
		721141	3143152	296225	
LEATHER BOARD LEATHEROID MFRS	LB				4163
100 U KINGDOM		18680	117855	21222	
327 FRANCE		72607	72607	13734	
335 GERMANY W		25653	110516	22087	
400 U STATES		7485	51235	31972	
		124425	352213	89015	
MILLBOARD AND BINDERS BOARD	LB				4164
100 U KINGDOM			1120	173	
400 U STATES		419878	1298889	109684	
		419878	1300009	109857	
PULPBOARD FOR MFR OF WALLBOARD	LB				4165
400 U STATES		6373483	20807881	1089116	
		6373483	20807881	1089116	
PULPBOARD TO WRAP ROLLS PAPER	LB				4166
400 U STATES		45242	1686554	99992	
		45242	1686554	99992	
STRAWBOARD N O P	LB				4167
400 U STATES		675	2529	563	
		675	2529	563	

IMPORTS INTO CANADA FOR CONSUMPTION

Articles and Countries from which Imported	MONTH OF APRIL 1958		FOUR MONTHS ENDED APRIL 1958		Class Number
	Quantities	Values (\$)	Quantities	Values (\$)	
PULP BOARD FOR CONTAINERS 400 U STATES	LB 4359855	284657	16436750	1046457	4168
BUILDING AND INSULATING BOARD 100 U KINGDOM 305 AUSTRIA 326 FINLAND 352 MEXICO 359 NORWAY 375 SWEDEN 400 U STATES	LB 1231 622669 75821 704845 2943252 4347818	362 23289 3496 325319 388792	26378 72640 949557 33000 108262 1184352 9737091 12111280	5265 1246 34983 1248 5013 62056 1143385 1253196	4169
PULPBOARD OTHER FIBREBOARD N O P 100 U KINGDOM 318 DENMARK 335 GERMANY W 352 MEXICO 354 NETHRLNDS 375 SWEDEN 376 SWITZRLND 400 U STATES	LB 7129 703 18810 3000 501 848830 878973	2955 50 3280 558 338 129215 136396	15680 703 18810 6995 8599 2570583 2622850	5845 50 3280 754 920 428466 439720	4170
ELECTRIC INSULATING PRESSBOARD 100 U KINGDOM 400 U STATES	LB 32724 117554 150278	8373 29078 37451	47203 527875 575078	12077 129712 141789	4171
ROOFING FELT NOT COATED 400 U STATES	LB 702240 702240	23033 23033	4099917 4099917	127350 127350	4172
PRESSBOARD N O P 100 U KINGDOM 400 U STATES	LB 188478 188478	37553 37553	4080 466738 470818	1133 122344 123477	4173
SHOEBOARDS 100 U KINGDOM 306 BELGIUM 327 FRANCE 335 GERMANY W 400 U STATES	LB 15908 51928 4178 65188 137202	2709 10826 1211 21248 35994	41670 124278 4178 47978 316697 534801	7468 24821 1211 10782 101944 146226	4174
PAPERBOARD FOR SHOEBOARDS 400 U STATES	LB 98406 98406	15435 15435	240232 240232	38947 38947	4175
GYPSUM BOARD LATH ROCK LATH 400 U STATES	LB 108816 108816	2771 2771	298005 298005	6795 6795	4176
CARBON PAPER 100 U KINGDOM 305 AUSTRIA 327 FRANCE 365 POLAND 400 U STATES	LB 6158 5581 650 48010 60399	7893 4047 274 33975 46189	22310 7533 572 197496 228561	28355 5457 918 137861 172865	4179
BOOK PAPER FOR PERIODICALS 400 U STATES	LB 178153 178153	13093 13093	568270 568270	44600 44600	4181
BOOK PRINTING LITHO PAPER N O P 100 U KINGDDM 400 U STATES	LB 120270 120270	29841 29841	458 3991525 3991983	95 384684 384779	4182
BOOK PRINTING PAPER COATED N O P 100 U KINGDOM 400 U STATES	LB 1513 285339 286852	224 80139 80363	1513 1349963 1351476	224 392066 392290	4183
COATED PAPERS FOR PERIODICALS 100 U KINGDOM 400 U STATES	LB 13408 173194 186602	1793 23076 24869	38361 560919 599280	4954 80559 85513	4184
COVER PAPERS NOT PASTED COATED 100 U KINGDOM 400 U STATES	LB 45101 31497 76598	16324 8530 24854	67438 148991 216429	27856 42823 70679	4185
COVER PAPERS PASTED COATED 100 U KINGDOM 400 U STATES	LB 36713 36713	15811 15811	17087 111309 128396	11020 42616 53636	4186
SURFACE COATED PAPER N O P 100 U KINGDOM 335 GERMANY W 375 SWEDEN 376 SWITZRLND 400 U STATES	LB 28907 1713 4245 142830 177695	16059 843 613 76301 93816	242446 1713 4245 549965 798542	83126 843 613 310979 395692	4187
WAXED PAPER FOR WRAPPING N O P 100 U KINGDOM 400 U STATES	LB 138483 138483	43401 43401	3800 539280 543080	1745 178786 180531	4190
GREASEPROOF AND GLASSINE PAPER 400 U STATES	LB 38032 38032	10724 10724	280684 280684	69619 69619	4191
TISSUE WRAPPING PAPER 400 U STATES	LB 360351 360351	53921 53921	930954 930954	141911 141911	4192
VEGETABLE PARCHMENT PAPER 100 U KINGDOM 400 U STATES	LB 4140 4140	1404 1404	28219 57687 85906	6293 19517 25810	4193

## IMPORTS INTO CANADA FOR CONSUMPTION

Articles and Countries from which Imported	MONTH OF APRIL 1958		FOUR MONTHS ENDED APRIL 1958		Class Number
	Quantities	Values (\$)	Quantities	Values (\$)	
WRAPPING PAPER KRAFT 400 U STATES	LB 431134	52426	6860321	700573	4195
WRAPPING PAPER OILED COATED 100 U KINGDOM 400 U STATES	LB 64637	19961	901 136186	746 37008	4196
WRAPPING PAPER ALL KINDS N O P 100 U KINGDOM 318 DENMARK 326 FINLAND 400 U STATES	LB 98	78	101113 866 80857	19647 206 10152	4197
DUPLEX BACKING PAPER 400 U STATES	LB 64673	35831	232576	126552	4198
WRAPPER SHEETS AND HEADS 400 U STATES	LB 7846	872	581205	54216	4200
BOND AND LEDGER PAPERS UNCUT 100 U KINGDOM 400 U STATES	LB 750	575	9500	3390	4201
ENVELOPES 100 U KINGDOM 306 BELGIUM 359 NORWAY 400 U STATES	M 38 11	271 419	66 11 200	473 419 298	4202
ONION SKIN AND MANIFOLO PAPER 100 U KINGDOM 335 GERMANY W 400 U STATES	LB 46191	32663	4025 2629	2021 1192	4203
BOXED PAPER AND PAPETERIES 100 U KINGDOM 327 FRANCE 335 GERMANY W 376 SWITZRLND 400 U STATES	LB 1131	1358	5178 476 100 1369	3924 518 204 950	4204
WASTE PAPER 400 U STATES	CWT 86274	157849	290468	522822	4209
ELECTRIC CABLE INSULATG PAPER 100 U KINGDOM 400 U STATES	LB 7109	2569	7109	2569	4210
PHOTOGRAPHERS PAPERS 100 U KINGDOM 305 AUSTRIA 306 BELGIUM 335 GERMANY W 400 U STATES	M 750	13738	25 2240 330	451 38365 10777	4211
BLOTTING PAPER NOT PRINTED 400 U STATES	LB 12081	3224	82156	31921	4212
CIGARETTE PAPER UNGUMMED 327 FRANCE 400 U STATES	LB 16230	6105	16230	6105	4213
CIGARETTE PAPERS IN PACKETS 100 U KINGDOM 327 FRANCE 400 U STATES	M 750	13738	1280121 1296351	618062 624167	4215
CREPE PAPER DECORATIVE ROLLS 400 U STATES	LB 2204	1106	2595	49593	4216
GUMMED PAPER 100 U KINGDOM 335 GERMANY W 400 U STATES	LB 44989	11001	66778 200	17678 180	4217
HANGINGS OR WALL PAPER 100 U KINGDOM 347 JAPAN 400 U STATES	LB 5792	1514	31719 1226	8228 1971	4218
PAPER FOR SHOT SHELLS GUN WADS 100 U KINGDOM 400 U STATES	LB 62256	16830	135636 168581	84476 94675	4219
PAPIERMACHE WARE N O P 100 U KINGDOM 335 GERMANY W 347 JAPAN 400 U STATES	LB 397	139	2400 154408 156808	542 40478 41020	4220
PAPER DECALCOMANIA 100 U KINGDOM 400 U STATES	LB 1010	406	1412 485 324	444 168 295	4222
PAPER MATRIX FOR PRINTING 100 U KINGDOM	LB 6369	6292	9617	3682	4223

IMPORTS INTO CANADA FOR CONSUMPTION

Articles and Countries from which Imported	MONTH OF APRIL 1958		FOUR MONTHS ENDED APRIL 1958		Class Number
	Quantities	Values (\$)	Quantities	Values (\$)	
400 U STATES	112377	51838	404890	177238	
PAPER MATTING	112377	51838	405105	177420	
400 U STATES	LB				4224
	15600	8260	38499	18420	
PAPER PHOTO BARYTA COATED	15600	8260	38499	18420	
100 U KINGDOM	LB		76	96	4225
400 U STATES	253451	95594	772275	305956	
SHINGLES OF PAPER OR FELT	253451	95594	772351	306052	
400 U STATES	LB				4226
	67630	1994	300363	10345	
ROOFING SHEATHING PAPER PREPRED	67630	1994	300363	10345	
100 U KINGDOM	LB		6700	364	4227
400 U STATES	645234	46592	2128993	148651	
TISSUE PAPER N O P	645234	46592	2135693	149015	
100 U KINGDOM	LB				4228
	669	207	4458	3523	
400 U STATES	53537	12136	492982	79021	
TOILET PAPER	54206	12343	497440	82544	
400 U STATES	LB				4229
	361340	42840	1212788	143657	
TOWELS AND NAPKINS PLAIN	361340	42840	1212788	143657	
400 U STATES	LB				4230
	56733	10712	552023	86161	
WAXED STENCIL PAPER	56733	10712	552023	86161	
100 U KINGDOM	LB				4231
	25108	20118	145283	119381	
305 AUSTRIA	2752	1454	10402	5067	
318 DENMARK			9581	7646	
335 GERMANY W	130	190	305	376	
400 U STATES	6851	7130	29603	31001	
ALL KINDS OF PAPER N O P	34841	28892	195174	163471	
100 U KINGDOM	LB				4232
	5390	1522	44499	14595	
306 BELGIUM			13863	1568	
335 GERMANY W	17	115	342	359	
344 ITALY	99	52	99	52	
347 JAPAN	692	162	692	162	
354 NETHRLNDS	4299	737	4299	737	
400 U STATES	799685	199370	3398977	915247	
TISSUE PAPER FOR STENCILS	810182	201958	3462771	932720	
400 U STATES	LB				4233
	1176	486	2177	939	
FACIAL TISSUES HANDKERCHIEFS	1176	486	2177	939	
400 U STATES	LB				4234
	424397	75464	1937201	344066	
PAPER NAPKINS N O P	424397	75464	1937201	344066	
100 U KINGDOM	LB				4235
	856	427	15481	6685	
318 DENMARK	2091	2037	12822	7152	
335 GERMANY W	4219	2279	6503	3657	
347 JAPAN	190	108	1514	1499	
354 NETHRLNDS	661	190	661	190	
400 U STATES	36640	14515	152721	57431	
CARBONIZING TISSUE PAPER	44657	19536	189702	76614	
100 U KINGDOM	LB				4236
	31184	22623	104004	73855	
327 FRANCE			7875	3788	
400 U STATES	144766	33107	476092	117078	
CABLE INSULATING PAPER N O P	175950	55730	587971	194721	
400 U STATES	LB				4237
	47121	13938	135463	44896	
CASH REGISTER PAPER	47121	13938	135463	44896	
400 U STATES	LB				4238
	11554	4783	81051	16009	
FILTER PAPER	11554	4783	81051	16009	
100 U KINGDOM	LB				4239
			2736	1113	
335 GERMANY W			270	223	
400 U STATES	117503	100023	483956	424701	
TABULATING PAPER AND STOCK	117503	100023	486962	426037	
400 U STATES	LB				4240
	836089	90434	2509532	272633	
BAGS AND SACKS OF PAPER	836089	90434	2509532	272633	
100 U KINGDOM	LB				4241
	2777	1279	6131	2314	
335 GERMANY W	100	50	420	167	
347 JAPAN	1764	889	2364	1201	
400 U STATES	391772	97010	1538612	327301	
PAPER PROTECTORS FOR PLANTS	396413	99228	1547527	330983	
400 U STATES					4242
		12339		36911	
CONTAINERS PAPERBOARD N O P		12339		36911	
100 U KINGDOM	LB				4243
	3642	1528	8204	7083	
327 FRANCE	1134	372	4659	1263	
335 GERMANY W	331	297	1434	2486	
344 ITALY			150	54	
347 JAPAN			1463	233	
354 NETHRLNDS	2132	577	3382	856	
375 SWEDEN	299	336	299	336	
376 SWITZRLND			15	73	
400 U STATES	750217	233448	2800345	884734	
	757755	236558	2819951	897118	

## IMPORTS INTO CANADA FOR CONSUMPTION

Articles and Countries from which Imported	MONTH OF APRIL 1958		FOUR MONTHS ENDED APRIL 1958		Class Number
	Quantities	Values (\$)	Quantities	Values (\$)	
MILK BOTTLE CAPS OF PAPER 400 U STATES				830	4244
				830	
PAPER TUBES AND CONES FOR YARN 100 U KINGDOM 335 GERMANY W 400 U STATES	LB 145 7226 60327 67698	55 6243 21880 28178	2378 35092 164215 201685	1463 33628 62003 97094	4245
PAPER PATTERNS BOOT AND SHOE 400 U STATES		430 430		5006 5006	4246
TWINE OR YARN OF PAPER 375 SWEDEN 400 U STATES	LB 117179 117179	28292 28292	81850 372535 454385	11172 91267 102439	4248
MANUFACTURES OF PAPER N O P 100 U KINGDOM 231 HONG KONG 306 BELGIUM 318 DENMARK 327 FRANCE 335 GERMANY W 344 ITALY 347 JAPAN 354 NETHRLNDS 375 SWEDEN 376 SWITZRLND 390 GERMANY E 400 U STATES		17468 252 289 307 1880 5128 53 3118 207 174 135 495112 524123		62232 472 883 1298 7079 13290 712 12737 756 490 809 697 1971961 2073416	4332
PAPER CORES 400 U STATES	LB 246036 246036	21616 21616	1214844 1214844	113804 113804	4333
PAPER CUPS DISHES TABLEWARE 100 U KINGDOM 347 JAPAN 400 U STATES		1273 65387 66660		2043 265 146462 148770	4334
PAPER DOILIES AND LACE PAPER 100 U KINGDOM 400 U STATES	LB 1619 39698 41317	1189 21321 22510	9223 175902 185125	6563 96799 103362	4335
PAPER NOVELTIES FLOWERS GAMES 100 U KINGDOM 231 HONG KONG 305 AUSTRIA 318 DENMARK 335 GERMANY W 347 JAPAN 352 MEXICO 354 NETHRLNDS 390 GERMANY E 400 U STATES		10673 300 95 1050 453 8300 63 3501 15740 40175		15635 6542 95 1373 2472 49452 813 63 12255 82847 171547	4336
PAPER PATTERNS N O P 100 U KINGDOM 327 FRANCE 400 U STATES		150 41709 41859		55 332 174615 175002	4337
SHIPPING CONTAINERS 100 U KINGDOM 354 NETHRLNDS 400 U STATES	LB 1152 844972 846124	124 94627 94751	1970 2585 3146642 3151197	201 145 368962 369308	4338
TRAYS FOR PACKAGING APPLES 400 U STATES	LB 282041 282041	37660 37660	357063 357063	48854 48854	4339
PAPER MATCHES 100 U KINGDOM 344 ITALY 400 U STATES		130 20477 20607		192 5456 92140 97788	4360
ADMIRALTY CHARTS MANUSCRIPTS 100 U KINGDOM 327 FRANCE 340 HUNGARY 376 SWITZRLND 400 U STATES		371 941 71 6077 7460		840 1701 270 36599 39481	4332
BLUEPRINTS N O P AND HYDRO PLANS 100 U KINGDOM 318 DENMARK 327 FRANCE 335 GERMANY W 347 JAPAN 354 NETHRLNDS 375 SWEDEN 376 SWITZRLND 400 U STATES		5583 126 595 57 183071 189432		20560 100 1380 2409 655 50 57 250 2207434 2232895	4263
MUSIC 100 U KINGDOM 234 AUSTRALIA 306 BELGIUM 327 FRANCE 335 GERMANY W		1177 118 980		5482 426 53 2801 60	4265

IMPORTS INTO CANADA FOR CONSUMPTION

Articles and Countries from which Imported	MONTH OF APRIL 1958		FOUR MONTHS ENDED APRIL 1958		Class Number
	Quantities	Values (\$)	Quantities	Values (\$)	
400 U STATES		13678		74978	
NEWSPAPER OR COMIC SECTIONS		15953		83820	
400 U STATES		136287		459437	4266
MAGAZINES NEWSPAPERS UNBOUND		136287		459437	
100 U KINGDOM		24006		98628	4267
231 HONG KONG		1950		4875	
234 AUSTRALIA				64	
306 BELGIUM		9377		34109	
327 FRANCE		19763		25209	
335 GERMANY W		3782		23881	
344 ITALY		17367		56792	
347 JAPAN		228		1706	
354 NETHRLNDS				132	
376 SWITZRLND		1195		2764	
400 U STATES		2121267		8740089	
PHOTOGRAPHS NEWS ILLUSTRATION		2198935		8988249	
100 U KINGDOM				92	4268
400 U STATES		992		5677	
PHOTOGRAPHS CHROMOS N O P		992		5769	
100 U KINGDOM		13248		33455	4269
231 HONG KONG				112	
234 AUSTRALIA				1145	
306 BELGIUM				531	
318 DENMARK				142	
327 FRANCE		1851		4100	
335 GERMANY W		1836		2742	
344 ITALY		446		1370	
347 JAPAN		1312		6223	
352 MEXICO		365		437	
354 NETHRLNDS		1826		2599	
375 SWEDEN		980		2671	
376 SWITZRLND		1857		2257	
390 GERMANY E		206		299	
400 U STATES		238811		824699	
PHOTOGRAPHS FOR REPRODUCTION		262738		882782	
100 U KINGDOM				1006	4271
318 DENMARK		3365		3365	
327 FRANCE				55	
400 U STATES		10790		55155	
TRANSFERS DECALCOMANIA		14155		59581	
100 U KINGDOM		807		3074	4272
234 AUSTRALIA				810	
375 SWEDEN		171		171	
400 U STATES		32754		141521	
PAPER FOR DUPLICATING MACHINES		33732		145576	
100 U KINGDOM	LB	1375	1388	6010	5910
400 U STATES		83533	40385	389101	173448
ADVERTISING AND PRINTED MATTER		84908	41773	395111	179358
100 U KINGDOM	LB	51117	60903	154282	180633
231 HONG KONG				490	480
234 AUSTRALIA		6	71	241	323
305 AUSTRIA	360	1079	1578	1722	1722
306 BELGIUM			931	1149	1149
318 DENMARK	486	694	790	986	986
327 FRANCE	8078	7182	21521	18833	18833
335 GERMANY W	9914	10172	52260	55707	55707
344 ITALY	3026	3385	10708	9594	9594
347 JAPAN	25	74	1557	1533	1533
352 MEXICO			62	90	90
354 NETHRLNDS	622	1131	4379	4697	4697
359 NORWAY			1106	206	206
375 SWEDEN	5210	4630	10449	9382	9382
376 SWITZRLND	4264	5000	12982	13623	13623
380 USSR			67	77	77
381 ALASKA	625	576	625	576	576
383 HAWAII			560	266	266
390 GERMANY E	363	348	363	348	348
400 U STATES	648979	662867	2498045	2646514	2646514
PRINTED MATTER NOP		733075	758112	2772996	2946739
100 U KINGDOM		24195		37451	4292
231 HONG KONG				60	
306 BELGIUM		141		141	
327 FRANCE		225		3338	
335 GERMANY W		217		4019	
344 ITALY		444		2695	
347 JAPAN		2040		8531	
354 NETHRLNDS		1737		1800	
375 SWEDEN				172	
376 SWITZRLND		53		1279	
381 ALASKA				98	
400 U STATES		256960		910875	
CARDS FOR PLAYING	PACK	286012		970459	
100 U KINGDOM		1360	576	1560	742
305 AUSTRIA				449	294
306 BELGIUM		3600	1252	6336	2269
335 GERMANY W				1391	833

## IMPORTS INTO CANADA FOR CONSUMPTION

Articles and Countries from which Imported	MONTH OF APRIL 1958		FOUR MONTHS ENDED APRIL 1958		Class Number
	Quantities	Values (\$)	Quantities	Values (\$)	
344 ITALY	672	175	2 652	690	
347 JAPAN	240	79	632	298	
400 U STATES	4 454	3 224	29 848	22 367	
	10 326	5 306	42 868	27 493	
HAND MADE DRAWINGS OR DESIGNS					4 294
400 U STATES		939		1 185.6	
		939		1 185.6	
LABELS TAGS TICKETS					4 295
100 U KINGDOM		6780		2 686.8	
234 AUSTRALIA		53		531	
305 AUSTRIA				380	
306 BELGIUM		456		662	
327 FRANCE				204	
335 GERMANY W		259		440	
344 ITALY		1 411		2 122	
354 NETHRLNDS				182	
400 U STATES		97576		40 923.3	
		106535		44 062.2	
PICTORIAL POST CARDS FOLDERS	LB				4 296
100 U KINGDOM	4 610	2 634	7 802	5 290	
306 BELGIUM			270	395	
318 DENMARK	572	1 250	1 837	3 115	
327 FRANCE	175	190	663	917	
335 GERMANY W	1 998	2 690	2 286	3 529	
347 JAPAN	240	299	330	357	
376 SWITZRLND	160	286	160	286	
400 U STATES	131 827	124 477	478 794	479 888	
	139 582	131 826	492 142	493 777	
BIBLES PRAYER BOOKS HYMN BOOKS					4 301
100 U KINGDOM		42 226		14 583.4	
231 HONG KONG				100	
234 AUSTRALIA		82		82	
305 AUSTRIA				120	
306 BELGIUM		19 711		10 393.4	
327 FRANCE		15 462		5 107.9	
335 GERMANY W		1 660		739.2	
344 ITALY		9 183		2 695.0	
347 JAPAN		613		1 889	
354 NETHRLNDS		2 554		3 190	
360 ISRAEL				451	
372 SPAIN		478		2051	
376 SWITZRLND		1 184		1 661	
390 GERMANY E		63		63	
400 U STATES		2 153.28		947 082	
		3 085.44		1 291 878	
BLANK BOOKS RULED OR PLAIN					4 302
100 U KINGDOM		245		664	
335 GERMANY W				423	
347 JAPAN				262	
400 U STATES		203		469.8	
		448		604.7	
BOOKS OVER 12 YEARS OLD					4 303
100 U KINGDOM		198		258	
327 FRANCE		111		111	
400 U STATES		755		1 975	
		1 064		2 344	
TEXT BOOKS FOR SCHOOLS COLLEGE					4 305
100 U KINGDOM		3 304.1		5 858.0	
234 AUSTRALIA				400	
305 AUSTRIA				150	
306 BELGIUM		65		230.3	
318 DENMARK		108		108	
327 FRANCE		11 546		3 194.2	
335 GERMANY W		123		310.5	
344 ITALY				539	
347 JAPAN				561	
354 NETHRLNDS				1 159.8	
376 SWITZRLND				83	
400 U STATES		58 318.8		19 410.89	
		62 807.1		20 504.58	
BOOKS NOVELS FICTION					4 306
100 U KINGDOM		181.8		749.6	
318 DENMARK				81	
400 U STATES		1 160.5		4 970.9	
		1 342.3		5 728.6	
BOOKS SCIENCE FOR LIBRARIES					4 307
100 U KINGDOM		27 272		11 004.9	
215 INDIA				401	
231 HONG KONG		94		94	
234 AUSTRALIA		111		167	
305 AUSTRIA				600	
306 BELGIUM		664		4 565	
317 CZECHO S				50	
318 DENMARK				1 308	
327 FRANCE		4 174		13 692	
335 GERMANY W		2 803		7 211	
344 ITALY		180		1 317	
347 JAPAN		98		738	
354 NETHRLNDS		200.8		4 911	
375 SWEDEN				821	
376 SWITZRLND		179		307.8	
389 IRELAND				65	
400 U STATES		59 459.3		23 983.42	
		63 217.6		25 474.09	
BOOKS GOVERNMENT ASSOCIATION					4 308
100 U KINGDOM		387.6		1 920.4	



IMPORTS INTO CANADA FOR CONSUMPTION

Articles and Countries from which Imported	MONTH OF APRIL 1958		FOUR MONTHS ENDED APRIL 1958		Class Number
	Quantities	Values (\$)	Quantities	Values (\$)	
224 JAMAICA				405	
234 AUSTRALIA		1000		1000	
306 BELGIUM				127	
327 FRANCE		753		3115	
335 GERMANY W		226		1061	
344 ITALY		112		7204	
347 JAPAN		585		585	
354 NETHRLNOS				300	
372 SPAIN		135		345	
384 P RICO		87		87	
400 U STATES		34941		106049	
		41715		139482	
FREIGHT RATES FOR RAILWAYS					
100 U KINGDOM		771		1683	4309
327 FRANCE		697		1016	
344 ITALY		1376		3370	
354 NETHRLNOS		72		72	
400 U STATES		8754		21394	
		11670		27535	
BOOKS PRINTED PERIODICALS					
100 U KINGDOM		211288		611953	4310
215 INDIA				355	
231 HONG KONG		54		54	
234 AUSTRALIA		200		599	
236 NEW ZEAL				97	
305 AUSTRIA		121		869	
327 FRANCE		193		680	
335 GERMANY W		560		1617	
340 HUNGARY		54		54	
344 ITALY				903	
347 JAPAN		383		522	
354 NETHRLNOS		425		2480	
375 SWEDEN				407	
376 SWITZRLNO		54		219	
380 USSR				710	
400 U STATES		711215		3072324	
		924547		3693843	
BOOKS FOREIGN LANGUAGE					
100 U KINGDOM				8985	4311
231 HONG KONG		306		902	
305 AUSTRIA				200	
306 BELGIUM		25621		81795	
317 CZECHOS				354	
326 FINLAND		393		568	
327 FRANCE		148560		724895	
335 GERMANY W		6795		28068	
340 HUNGARY		957		4206	
341 ICELAND				150	
344 ITALY		2024		8323	
347 JAPAN		133		194	
354 NETHRLNDS		23776		25658	
360 ISRAEL		397		460	
365 POLAND		120		392	
370 ROUMANIA		494		494	
375 SWEDEN		258		1611	
376 SWITZRLNO		958		3925	
380 USSR		702		1040	
387 VENEZUELA				1195	
400 U STATES		14000		166723	
		225494		1060138	

## IMPORTS INTO CANADA FOR CONSUMPTION

Articles and Countries from which Imported	MONTH OF APRIL 1958		FOUR MONTHS ENDED APRIL 1958		Class Number
	Quantities	Values (\$)	Quantities	Values (\$)	
<u>GROUP 5</u>					
<u>IRON AND ITS PRODUCTS</u>					
IRON ORE	TON				5001
309 BRAZIL			11256	143795	
400 U STATES	1421	8809	4800	29447	
	1421	8809	16056	173242	
FERRO TUNGSTEN	CWT				5010
100 U KINGDOM	148	14128	293	28845	
	148	14128	293	28845	
PIG IRON FOR AGRIC IMPLEMENTS	TON				5011
400 U STATES			63	5237	
			63	5237	
PIG IRON N O P	TON				5012
100 U KINGDOM			45	2597	
400 U STATES	119	8379	404	27958	
	119	8379	449	30555	
FERRO MANG UNDER	CWT				5013
1 PC SILICON			4455	43596	
327 FRANCE		15868	2125	31976	
347 JAPAN	1160	12512	6092	66790	
400 U STATES	1136	28380	12672	142362	
	2296	28380	12672	142362	
SILICO MANG OVER	CWT				5014
1 PC SILICON			5614	85198	
347 JAPAN	2220	34127	4960	71668	
400 U STATES	3155	77833	10574	156866	
	5375	77833	10574	156866	
FERRO SILICON	CWT				5015
400 U STATES	2358	41574	6490	117084	
	2358	41574	6490	117084	
ALLOYS N O P FOR MFR OF STEEL	CWT				5018
100 U KINGDOM			504	41021	
205 RHOD NYAS	1986	47143	4942	117358	
327 FRANCE			2912	80014	
335 GERMANY W	112	2398	112	2398	
375 SWEDEN	160	2595	220	3854	
400 U STATES	1009	66553	10582	460871	
	3267	118689	19272	705516	
INGOTS COGGED BLOOMS SLABS NOP	TON				5020
100 U KINGDOM	4	1515	26	15881	
400 U STATES	20	1891	154	21858	
	24	3406	180	37739	
INGOTS NOT LESS THAN 3 CTS LB	TON				5021
400 U STATES	455	109356	1491	373920	
	455	109356	1491	373920	
INGOTS FOR FORGINGS INGOTS NOP	TON				5022
400 U STATES	22	3411	257	39262	
	22	3411	257	39262	
SPONGE IRON	TON				5024
400 U STATES	2	309	134	22767	
	2	309	134	22767	
CAST SCRAP	TON				5031
400 U STATES	3609	102824	11619	325563	
	3609	102824	11619	325563	
WROUGHT SCRAP	TON				5032
359 NORWAY	4	85	4	85	
381 ALASKA	144	4313	144	4313	
400 U STATES	53079	1696351	126542	3929788	
	53227	1700749	126690	3934186	
TIN PLATE SCRAP	TON				5033
400 U STATES	4	78	28	577	
	4	78	28	577	
AXLES FOR RAILWAY VEHICLES					5041
100 U KINGDOM		84		84	
400 U STATES		7948		17342	
		8032		17426	
AXLES FOR VEHICLES N O P					5042
100 U KINGDOM				847	
335 GERMANY W				283	
400 U STATES		174613		434257	
		174613		435387	
AXLES N O P					5043
400 U STATES		6804		18690	
		6804		18690	
CASTINGS FOR AGRIC IMPLEMENTS					5044
400 U STATES		20421		109982	
		20421		109982	
INGOT MOULDS FOR STEEL					5045
400 U STATES		115773		409876	
		115773		409876	
MOULDS N O P					5046
100 U KINGDOM				101	
335 GERMANY W				1287	
400 U STATES		23399		129296	
		23399		130684	
CASTINGS MALLEABLE N O P ROUGH	CWT				5047
376 SWITZRLND	77	2074	77	2074	
400 U STATES	2390	55779	8418	200891	
	2467	57853	8495	202965	
CASTINGS NONMALLEABLE NOP RGH	CWT				5048
335 GERMANY W	5	157	5	157	
400 U STATES	975	18876	6484	131902	
	980	19033	6489	132059	

IMPORTS INTO CANADA FOR CONSUMPTION

77

Articles and Countries from which Imported	MONTH OF APRIL 1958		FOUR MONTHS ENDED APRIL 1958		Class Number
	Quantities	Values (\$)	Quantities	Values (\$)	
CASTINGS OF STEEL N O P ROUGH 100 U KINGDOM 376 SWITZRLND 400 U STATES	CWT 172 4654 4826	 4406 124371 128777	4 172 20006 20182	107 4406 561562 566075	5049
FORGINGS N O P 100 U KINGDOM 375 SWEDEN 400 U STATES	   117208	7015  110193 117208	   	44334 1598 575560 621492	5050
FORGINGS HOLLOW AND 20 TONS 100 U KINGDOM 400 U STATES	   184292	 133957 50335 184292	   	 408814 155268 564082	5051
PISTON RING CASTINGS ROUGH 100 U KINGDOM 400 U STATES	   12873	 654 12219 12873	   	 2571 45715 48286	5052
CASTINGS FOR RAILWAY VEHICLES					5054
TIRES STEEL ROUGH RAILWAY 100 U KINGDOM 400 U STATES	CWT   126	   	66 60 126	860 947 1807	5055
STEEL WHEELS FOR RAILWAYS 100 U KINGDOM 400 U STATES	   657942	 646343 11599 657942	   	 1758823 86878 1845701	5057
FORGED GOLF CLUB HEADS 400 U STATES	NO 3775 3775	2181 2181	11510 11510	5392 5392	5058
SEMI FINISHED PISTON CASTINGS 400 U STATES	   1614	   1614	   	   7630 7630	5059
BARS BILLETS HOT ROLLED N O P 400 U STATES	CWT 623 623	1526 1526	623 623	1526 1526	5071
BARS BILLETS COLO ROLLED N O P 100 U KINGDOM 305 AUSTRIA 306 BELGIUM 335 GERMANY W 375 SWEDEN 400 U STATES	CWT 3506   39 6717 10262	37705   1311 99956 138972	7868 66 190 978 72 23984 33158	98739 1268 1525 12291 2488 367997 484308	5072
BARS BILLETS H R 4CTS AND OVER 100 U KINGDOM 305 AUSTRIA 306 BELGIUM 312 CHILE 375 SWEDEN 400 U STATES	CWT 7923 81 11398  68 26648 46118	82245 2524 61047  1877 255022 402715	21267 362 16530 86 536 134616 173397	260006 8247 86955 431 12256 1211907 1579802	5073
BARS BILLETS HAMMERED N O P 100 U KINGDOM 305 AUSTRIA 375 SWEDEN 400 U STATES	CWT 58 9 40 107	1786 160 1982 3928	137 153 36 105 431	1873 4029 1010 4558 11470	5074
BARS SHEETS STRIP FOR SHOVELS	CWT				5076
BARS RODS FOR AGRIC IMPLEMENTS 100 U KINGDOM 400 U STATES	CWT 7128 7128	65047 65047	249 32525 32774	2454 274214 276668	5077
RAILWAY RAILS N O P 400 U STATES	TON 1054 1054	62533 62533	2887 2887	201770 201770	5078
STEEL GROOVED TRAMWAY RAILS	TON				5079
BARS HOT R ROUNDS AND SQUARES 100 U KINGDOM 306 BELGIUM 400 U STATES	CWT 573 4349 4922	4781 35875 40656	2306 182 12207 14695	25648 936 99552 126136	5081
ROOS FOR MANUFACTURE OF CHAIN	CWT				5102
ROOS NOT OVER 375 IN FOR WIRE 100 U KINGDOM 306 BELGIUM 312 CHILE 400 U STATES	CWT 3837 20938  1100 25875	22028 113538  7948 143514	4124 25343 4338 4259 38064	23545 135919 22519 31786 213769	5103
WELDING ROOS OF ALL KINOS 100 U KINGDOM 306 BELGIUM 335 GERMANY W 375 SWEDEN 376 SWITZRLND 400 U STATES	CWT 83 24   13393 13500	5032 1373   345203 351608	277 12 145 5 6 39532 39977	13302 194 7073 436 215 1133828 1155048	5104
BLANKS FOR MILLING CUTTERS 400 U STATES	CWT			8 8 1415 1415	5111
STRIP HOT R OBO INCH OR LESS 400 U STATES	CWT 575 575	2509 2509	741 741	3324 3324	5112

## IMPORTS INTO CANADA FOR CONSUMPTION

Articles and Countries from which Imported	MONTH OF APRIL 1958		FOUR MONTHS ENDED APRIL 1958		Class Number
	Quantities	Values (\$)	Quantities	Values (\$)	
STRIP HOT R OVER 080 INCH	CWT				5113
STRIP COLD R 080 INCH OR LESS	CWT				5114
100 U KINGDOM	194	2379	891	7105	
375 SWEDEN	200	13317	1449	60794	
400 U STATES	3856	71894	17565	323305	
	4250	87590	19905	391204	
STRIP COLD R OVER 080 INCH	CWT				5115
100 U KINGDOM	176	1748	183	1830	
400 U STATES	765	13116	3328	55598	
	941	14864	3511	57428	
STRIP HOT R FOR COLD ROLLING	CWT				5116
STRIP FOR MANUFACTURE OF MATS	CWT				5117
STRIP COLD ROLLED FOR DOORS	CWT				5118
HOOP STEEL FOR COOPERAGE	CWT				5120
100 U KINGDOM	316	2451	553	4143	
400 U STATES	579	4929	3941	35964	
	895	7380	4494	40107	
PLATES 66 INCHES WIDE OR LESS	CWT				5121
400 U STATES	1430	5724	7743	32127	
	1430	5724	7743	32127	
PLATES OVER 66 INS LESS 78 INS	CWT				5122
400 U STATES	692	3031	4896	22008	
	692	3031	4896	22008	
PLATES FLANGED CURVED N O P	CWT				5123
400 U STATES	3008	46377	13649	242769	
	3008	46377	13649	242769	
PLATES FOR BOILERS DIGESTERS	CWT				5124
100 U KINGDOM			1003	7663	
400 U STATES	4386	37594	40891	296061	
	4386	37594	41894	303724	
PLATES STEEL CHEQUER SURFACE	CWT				5125
100 U KINGDOM			573	3941	
400 U STATES	15572	114560	47008	324645	
	15572	114560	47581	328586	
SHEETS OVER 080 INCH THICK N O P	CWT				5126
400 U STATES	5395	34280	23888	163076	
	5395	34280	23888	163076	
SHEETS 080 INCH OR LESS N O P	CWT				5127
100 U KINGDOM	208	1510	1144	8307	
335 GERMANY W	134	1026	134	1026	
400 U STATES	64497	469227	229499	1652320	
	64839	471763	230777	1661653	
SHEET OR STRIP FOR TIN PLATE	CWT				5128
SHEETS FOR MFR OF HOLLOW WARE	CWT				5129
100 U KINGDOM	2314	16606	2314	16606	
400 U STATES	14157	112326	49057	386571	
	16471	128932	51371	403177	
SHEETS BLUE FOR HEATING APP	CWT				5130
SHEETS 075SILICON FOR ELEC APP	CWT				5131
400 U STATES	25234	456652	108490	2030970	
	25234	456652	108490	2030970	
SHEETS 50 PER POUND OR OVER	CWT				5132
100 U KINGDOM	15206	113470	143632	1059772	
306 BELGIUM			7067	41716	
335 GERMANY W	300	2454	8173	61569	
347 JAPAN			22148	180798	
375 SWEDEN	5	186	5	186	
400 U STATES	140367	1014196	857271	6292344	
	155878	1130306	1038296	7636385	
SHEETS RUST PROOF OVER 5 CTS	CWT				5133
100 U KINGDOM	4272	231195	12430	684416	
327 FRANCE	3	93	3	93	
375 SWEDEN	709	36467	1685	86288	
400 U STATES	9574	402046	45274	2063035	
	14558	669801	59392	2833832	
SHEETS CORRUGATED AND PEBBLED	CWT				5134
100 U KINGDOM	659	4774	788	5959	
400 U STATES	1175	12915	13945	164321	
	1834	17689	14733	170280	
SHEETS COATED WITH PAINT TAR	CWT				5135
100 U KINGDOM	444	5399	824	10253	
335 GERMANY W			103	1319	
400 U STATES	12977	152767	68138	752957	
	13421	158166	69065	764529	
SHEETS COATED WITH ENAMEL	CWT				5136
400 U STATES	25	1010	823	9894	
	25	1010	823	9894	
SHEETS COATED WITH TIN	CWT				5137
100 U KINGDOM	25997	244811	49254	467103	
400 U STATES	1941	17871	5911	58004	
	27938	262682	55165	525107	
SHEETS COATED WITH METAL N O P	CWT				5138
100 U KINGDOM	5	747	5	747	
335 GERMANY W	6	344	428	9682	
400 U STATES	2226	53451	11734	247342	
	2237	54542	12167	257771	
SHEETS COATED WITH ZINC N O P	CWT				5139
100 U KINGDOM	472	4036	990	11484	
306 BELGIUM			127	1449	
400 U STATES	4716	56351	30642	350112	
	5188	60387	31759	363045	

IMPORTS INTO CANADA FOR CONSUMPTION

Articles and Countries from which Imported	MONTH OF APRIL 1958		FOUR MONTHS ENDED APRIL 1958		Class Number
	Quantities	Values (\$)	Quantities	Values (\$)	
SHEETS FOR COATING WITH METALS	CWT				5141
SHEETS SHAPED FOR AGRIC IMPL 400 U STATES	CWT				5142
	273	4521	4683	95954	
	273	4521	4683	95954	
SHEETS FOR MFR BUCKLE CLASPS 400 U STATES	CWT				5143
	660	11873	2116	35628	
	660	11873	2116	35628	
SHEETS COLD ROLLED FOR HINGES 400 U STATES	CWT				5144
	126	985	500	6005	
	126	985	500	6005	
SHEETS FOR MFR OF SADDLERY	CWT				5145
SHEETS TEMPERED FOR SAWS 100 U KINGDOM 375 SWEDEN 400 U STATES	CWT				5146
	70	2697	157	5855	
	94	5521	296	19285	
	159	9222	746	42073	
	323	17440	1199	67213	
SHEETS NOT TEMPERED FOR SAWS 100 U KINGDOM 335 GERMANY W 375 SWEDEN 400 U STATES	CWT				5147
	16	384	308	7971	
			224	6829	
			333	19897	
	1199	57870	5740	233429	
	1215	58254	6605	268126	
SHEETS COLD ROLLED FOR PIPE 400 U STATES	CWT				5148
	1206	7665	9508	62257	
	1206	7665	9508	62257	
SKELP 14 INS OR LESS FOR PIPE 100 U KINGDOM 400 U STATES	CWT				5149
			13	70	
	62154	339129	106039	584238	
	62154	339129	106052	585008	
SKELP OVER 14 INS FOR PIPE 347 JAPAN 400 U STATES	CWT				5150
	339	1999	339	1999	
	217040	1354624	433635	2701118	
	217379	1356623	433974	2703117	
HOT R STRIP FOR MOTOR VEHICLES 400 U STATES	CWT				5151
	323	2433	856	6782	
	323	2433	856	6782	
WROUGHT OR PUDDLED IRON BILLET	CWT				5152
HOOP STRIP BESSEMER FOR HINGES 400 U STATES	CWT				5153
			1109	4129	
			1109	4129	
PLATES 78 INCHES AND OVER 400 U STATES	CWT				5154
			125	1095	
			125	1095	
SHEETS COATED LEAD AND TIN 400 U STATES	CWT				5157
	12328	109530	38985	346925	
	12328	109530	38985	346925	
ANGLES BEAMS 35 LBS OR OVER 100 U KINGDOM 306 BELGIUM 335 GERMANY W 400 U STATES	CWT				5161
	1284	8805	14882	95385	
	1535	8694	11332	62204	
			29	187	
	245516	1429901	1174143	6913995	
	248335	1447400	1200386	7071771	
ANGLES BEAMS N O P 100 U KINGDOM 306 BELGIUM 327 FRANCE 335 GERMANY W 347 JAPAN 375 SWEDEN 400 U STATES	CWT				5162
	383	2274	2540	17309	
	33748	163260	50023	253041	
			3225	12857	
	3436	14050	3671	15516	
	16812	63772	36328	158814	
	44	1835	75	3120	
	17251	139096	122024	957749	
	71674	384287	217886	1418406	
ANGLES DRILLED 100 U KINGDOM 400 U STATES	CWT				5163
	14491	153880	15164	162248	
	7098	98106	27844	389299	
	21589	251986	43008	551547	
BEAMS UNDER 5 1 HALF LB PER YD 400 U STATES	CWT				5164
	7594	49776	46305	299839	
	7594	49776	46305	299839	
MASTS ANGLES PLATES FOR SHIPS 100 U KINGDOM 234 AUSTRALIA 347 JAPAN 400 U STATES	CWT				5165
			13222	81952	
			612	5352	
	1021	5899	4890	26537	
	15279	106223	215266	1344920	
	16300	112122	233990	1458761	
SASH OR CASEMENT SECTIONS 100 U KINGDOM 306 BELGIUM 400 U STATES	CWT				5166
	938	6202	2175	14821	
			210	1510	
	1697	21287	8454	92268	
	2635	27489	10839	108599	
SHAPES 35 LBS PER YARD OR OVER 100 U KINGDOM 306 BELGIUM 335 GERMANY W 400 U STATES	CWT				5167
	1732	12799	5907	39351	
			1624	10852	
			118	727	
	5735	36134	31068	198552	
	7467	48933	38717	249482	
PIPE CAST 5 CTS PER LB OR LESS 100 U KINGDOM	CWT				5181
	32474	132672	63540	263217	
	32474	132672	63540	263217	
PIPE CAST N O P 100 U KINGDOM 327 FRANCE 400 U STATES	CWT				5182
	3356	20041	10706	65894	
			409	3645	
	3390	38038	7633	124650	
	6746	58079	18748	194189	

## IMPORTS INTO CANADA FOR CONSUMPTION

Articles and Countries from which Imported	MONTH OF APRIL 1958		FOUR MONTHS ENDED APRIL 1958		Class Number
	Quantities	Values (\$)	Quantities	Values (\$)	
PIPE TUBES FOR BOILERS	CWT				5183
100 U KINGDOM	5583	76303	18315	255296	
335 GERMANY W			292	8556	
375 SWEDEN	38	1965	177	8570	
376 SWITZRLND	2648	26848	3693	38208	
400 U STATES	10696	243059	45672	1130014	
	18965	348175	68149	1440644	
PIPE WRDUGHT 2 ONE HALF INCHES	CWT				5185
400 U STATES	34	546	137	4007	
	34	546	137	4007	
PIPE SEAMLESS 5 CTS PER LB NOP	CWT				5186
100 U KINGDOM	2625	105114	9882	307774	
335 GERMANY W	201	5559	641	18159	
375 SWEDEN	314	40804	2844	100024	
400 U STATES	8799	241972	39252	1044434	
	11939	393449	52619	1470391	
PIPE WROUGHT OVER 10 1 HALF IN	CWT				5187
100 U KINGDOM	239619	1959913	648918	5048440	
400 U STATES	752178	7071238	3054233	27676070	
	991797	9031151	3703151	32724510	
PIPE WROUGHT LESS 10 1 HALF IN	CWT				5188
100 U KINGDOM	16531	187484	58506	573898	
306 BELGIUM			1555	9749	
327 FRANCE			668	7442	
335 GERMANY W	6427	50264	8370	70154	
354 NETHRLNDS	1776	15636	1776	15636	
375 SWEDEN	1	87	23	341	
400 U STATES	21141	348422	110794	1527140	
	45876	601893	181692	2204360	
TUBES WROUGHT COATED HALF INCH	CWT				5190
400 U STATES	1089	49517	3139	144294	
	1089	49517	3139	144294	
PIPE WROUGHT N O P	CWT				5191
100 U KINGDOM	7	375	9	835	
335 GERMANY W			277	5634	
376 SWITZRLND			3	221	
400 U STATES	10536	126625	25960	350598	
	10543	127000	26249	357288	
PIPE FITTINGS COUPLINGS N O P					5192
100 U KINGDOM		34819		107114	
327 FRANCE				42745	
335 GERMANY W		22885		31987	
344 ITALY		12781		12781	
347 JAPAN		9654		52582	
375 SWEDEN				1194	
400 U STATES		534308		1763635	
		614447		2012038	
PIPE SEAMLESS COLD DR POLISHED	CWT				5193
100 U KINGDOM			243	43910	
335 GERMANY W	34	674	34	674	
400 U STATES	21	1805	86	5427	
	55	2479	363	50011	
TUBING STEEL FOR FISHING RODS	CWT				5194
CASING GAS WATER OR OIL WELL	CWT				5195
100 U KINGDOM	17916	209799	115788	1175887	
335 GERMANY W			6815	94208	
344 ITALY	19833	178899	32711	291698	
347 JAPAN			17197	176287	
400 U STATES	27847	423711	193746	2446076	
	65596	812409	366257	4184156	
PIPE FITTINGS WELDING TYPE					5196
100 U KINGDOM		53055		135141	
335 GERMANY W		23570		110313	
347 JAPAN		261		1497	
400 U STATES		157769		769592	
		234655		1016543	
PIPE FOR WELDING TYPE FITTINGS	CWT				5197
400 U STATES	3192	98829	10360	261688	
	3192	98829	10360	261688	
WIRE BARBED FENCING	CWT				5201
100 U KINGDOM	4816	44914	18559	171239	
306 BELGIUM	2769	18220	2769	18220	
327 FRANCE	6046	38940	9089	58803	
335 GERMANY W	4874	32594	5672	41679	
347 JAPAN	1135	8186	3386	21764	
354 NETHRLNDS	2392	15374	2392	15374	
400 U STATES	76	575	233	1513	
	22108	158803	42100	328592	
WIRE FLAT QUARTER INCH OR LESS	CWT				5203
100 U KINGDOM	14	568	336	4488	
400 U STATES	44	1426	520	17376	
	58	1994	856	21864	
WIRE ZINC COATED	CWT				5204
100 U KINGDOM	5134	46177	13776	121940	
306 BELGIUM	638	4633	1130	7952	
327 FRANCE	114	665	494	3141	
335 GERMANY W			1545	14281	
347 JAPAN			483	2651	
400 U STATES	1974	41011	5843	109690	
	7860	92486	23271	259655	
WIRE COATED NOP OR COVERED	CWT				5205
100 U KINGDOM	116	3676	1122	30119	
306 BELGIUM			83	971	
335 GERMANY W	60	1759	176	3098	
347 JAPAN			74	1228	

IMPORTS INTO CANADA FOR CONSUMPTION

81

Articles and Countries from which Imported	MONTH OF APRIL 1958		FOUR MONTHS ENDED APRIL 1958		Class Number
	Quantities	Values (\$)	Quantities	Values (\$)	
400 U STATES	959	32866	2421	110098	
WIRE ROPE FOR RIGGING SHIPS	1135	38301	3876	145514	5206
100 U KINGDOM			269	6956	
335 GERMANY W			4	71	
400 U STATES			89	3493	
WIRE ROPE CABLE NOP IRON STEEL			362	10520	5207
100 U KINGDOM	6084	126028	12171	268398	
306 BELGIUM	590	7299	1913	27892	
318 DENMARK	72	1180	72	1180	
335 GERMANY W	2494	47313	4072	75841	
347 JAPAN			420	5007	
354 NETHRLNDS	1322	20542	2355	37160	
400 U STATES	729	35500	5601	282674	
WIRE STEEL FOR UPHOL SPRINGS	11291	237862	26604	698152	5208
400 U STATES	536	4272	1197	11416	
WIRE STEEL FOR CORSET STEELS	536	4272	1197	11416	5209
100 U KINGDOM	50	1714	213	7800	
335 GERMANY W	61	1593	109	2804	
400 U STATES	66	3436	294	18108	
WIRE STEEL FOR MFR WIRE ROPE	177	6743	616	28712	5210
100 U KINGDOM	16990	196443	72766	854713	
327 FRANCE	1120	10416	1120	10416	
335 GERMANY W	155	2206	5190	57451	
400 U STATES	886	15919	7112	117532	
WIRE ROPE STEEL COMML FISHING	19151	224984	86188	1040112	5211
100 U KINGDOM		78367		137221	
306 BELGIUM				980	
318 DENMARK		870		2435	
335 GERMANY W				1744	
400 U STATES		3105		4037	
WIRE STEEL FOR CARD CLOTHING		82342		146417	5212
100 U KINGDOM	13	454	26	914	
WIRE ROPE CABLE STEEL USED	13	454	26	914	5213
400 U STATES	264	1242	363	1799	
WIRE OF IRON OR STEEL N O P	264	1242	363	1799	5214
100 U KINGDOM	2832	21581	11938	111628	
305 AUSTRIA			40	229	
306 BELGIUM	633	3847	4582	28818	
318 DENMARK	110	737	121	1046	
327 FRANCE	185	993	3088	18773	
335 GERMANY W	253	3067	293	3515	
347 JAPAN	1174	5859	4000	22510	
375 SWEDEN	877	37216	984	45384	
400 U STATES	3872	91569	15334	409295	
WIRE FENCING NOT LESS 080 INCH	9936	164869	40380	641198	5215
100 U KINGDOM		36781		81955	
335 GERMANY W		5150		5150	
400 U STATES		3032		15090	
WIRE FENCING WOVEN N O P		44963		102195	5216
100 U KINGDOM				3022	
305 AUSTRIA		3951		10631	
306 BELGIUM		4716		4716	
335 GERMANY W		2174		4290	
354 NETHRLNDS		1818		13512	
400 U STATES		7583		12897	
WIRE NETTING FDR FUR FARMS		20242		49068	5217
100 U KINGDOM				2423	
306 BELGIUM		1290		1290	
335 GERMANY W				202	
400 U STATES		587		6788	
WIRE SCREENS DOORS WINDOWS		1877		10703	5218
100 U KINGDOM				871	
327 FRANCE		94		94	
335 GERMANY W				57	
400 U STATES		11326		29668	
WIRE MESH IN ACETATE FILM		11420		30690	5219
100 U KINGDOM		2339		4681	
400 U STATES		312		2158	
WIRE CLOTH OR SCREEN OF IRON		2651		6839	5220
100 U KINGDOM		916		3439	
335 GERMANY W		7841		15497	
347 JAPAN		13540		87253	
354 NETHRLNDS				864	
400 U STATES		31803		99335	
WIRE NETTING OF IRON OR STEEL		54100		206388	5221
100 U KINGDOM		48095		118332	
305 AUSTRIA		11145		23536	
306 BELGIUM				4841	
335 GERMANY W		9183		21495	
347 JAPAN		12674		17815	

## IMPORTS INTO CANADA FOR CONSUMPTION

Articles and Countries from which Imported	MONTH OF APRIL 1958		FOUR MONTHS ENDED APRIL 1958		Class Number
	Quantities	Values (\$)	Quantities	Values (\$)	
354 NETHRLNDS		1052		1052	
400 U STATES		32908		88838	
WIRE RUSTPROOF FOR FISHING		115057		275909	
100 U KINGDOM		371		2042	5222
347 JAPAN				1886	
400 U STATES		2244		9464	
WIRE ROPE FOR WELL DRILLING		2615		13392	
CWT					
100 U KINGDOM			1780	26605	5223
347 JAPAN			314	3577	
400 U STATES			2051	54155	
WELDED WIRE FABRIC REINFORCING			4145	84337	
CWT					
100 U KINGDOM			54	550	5224
306 BELGIUM			1386	8053	
400 U STATES	508	8094	1382	24102	
CABLE CHAIN FOR SHIPS	508	8094	2822	32705	
CWT					
100 U KINGDOM	499	7022	3335	55511	5231
400 U STATES			176	3816	
COIL CHAIN 9 EIGHTHS AND OVER	499	7022	3511	59327	
CWT					
100 U KINGDOM	931	11214	4877	42816	5232
359 NORWAY			1119	5147	
400 U STATES	222	7936	718	25888	
COIL CHAIN UNDER 9 EIGHTHS IN	1153	19150	6714	73851	
CWT					
100 U KINGDOM	410	7992	1284	26442	5233
335 GERMANY W	581	7488	777	9864	
354 NETHRLNDS			33	619	
400 U STATES	120	5554	558	24737	
SPROCKET CHAIN FOR AGRIC IMPL	1111	21034	2652	61662	
335 GERMANY W		45848		190795	5234
400 U STATES		72332		297761	
SILENT CHAIN ROLLER CHAIN		118180		488556	
100 U KINGDOM		71450		171771	5235
305 AUSTRIA				827	
335 GERMANY W		2958		42478	
347 JAPAN		7893		19059	
375 SWEDEN		132		132	
400 U STATES		93067		436683	
CHAINS N O P		175500		670950	
100 U KINGDOM		9111		24447	5236
305 AUSTRIA		1264		1264	
317 CZECHO S				110	
335 GERMANY W		1235		6670	
344 ITALY				90	
347 JAPAN				1938	
400 U STATES		43329		206216	
DIESEL ENGINE PARTS N O P		54939		240735	
100 U KINGDOM		125652		476736	5240
305 AUSTRIA		77		77	
318 DENMARK		3002		11051	
327 FRANCE				157	
335 GERMANY W		4683		38613	
344 ITALY		1137		1392	
354 NETHRLNDS		383		7024	
375 SWEDEN		5826		13194	
376 SWITZRLND		502		7406	
400 U STATES		1167550		4687335	
AUTOMOBILE ENGINES AND PARTS		1308812		5242985	
NO					
100 U KINGDOM	1	39763	8	175814	5242
335 GERMANY W		3676	112	128384	
400 U STATES	631	1093367	1516	3878961	
ENGINES GAS MARINE AND PARTS	632	1136806	1636	4183159	
NO					
100 U KINGDOM	4	8473	17	147532	5244
326 FINLAND			1	216	
400 U STATES	45	61103	200	264060	
ENGINES MOTOR TRUCK AND PARTS	49	69576	218	411808	
NO					
100 U KINGDOM		10124	63	101512	5245
335 GERMANY W			160	29351	
400 U STATES	708	834208	2181	2821930	
ENGINES FISHING BOAT AND PARTS	708	844332	2404	2952793	
NO					
100 U KINGDOM				570	5246
400 U STATES	14	15304	75	58389	
PARTS OF AIRCRAFT ENGINES	14	15304	75	58959	
100 U KINGDOM		930832		3208049	5248
304 ARGENTINA		603		603	
354 NETHRLNDS				2166	
400 U STATES		1410696		5330551	
ENGINES UP TO 1 AND 1 HALF H P		2342131		8541369	
NO					
100 U KINGDOM	20	526	25	930	5251
400 U STATES	7	1731	193	7518	
	27	2257	218	8448	



IMPORTS INTO CANADA FOR CONSUMPTION

Articles and Countries from which Imported	MONTH OF APRIL 1958		FOUR MONTHS ENDED APRIL 1958		Class Number
	Quantities	Values (\$)	Quantities	Values (\$)	
ENGINES GAS N O P AND PARTS	NO				5252
100 U KINGDOM		1025	22	16670	
335 GERMANY W	50	9488	61	11972	
376 SWITZRLND		27504	1	877514	
400 U STATES		1167629	81978	4667645	
	11326	1205646	82062	5573801	
ENGINES STEAM N O P AND PARTS	NO				5253
100 U KINGDOM		28616		55096	
376 SWITZRLND	1	649	1	649	
400 U STATES	26	142059	110	713787	
	27	171324	111	769532	
FIRE ENGINES MACHINES AND PTS	NO				5254
100 U KINGDOM	13	113773	20	264603	
400 U STATES	52	36497	85	109312	
	65	150270	105	373915	
LOCOMOTIVES RAILWAY N O P	NO				5255
400 U STATES	2	25398	8	567290	
	2	25398	8	567290	
LOCOMOTIVE CHASSIS TOPS WHEELS					5256
100 U KINGDOM		1063		3162	
400 U STATES		173050		884181	
		174113		887343	
LOCOMOTIVES SAWMILL MINING	NO				5257
100 U KINGDOM	3	24052	14	155144	
400 U STATES	4	66291	41	1057726	
	7	90343	55	1212870	
ENGINES AIRCRAFT UP TO 200 HP	NO				5258
100 U KINGDOM	1	207	1	207	
400 U STATES	55	57284	120	115515	
	56	57491	121	115722	
ENGINES AIRCRAFT 201 TO 500 HP	NO				5259
400 U STATES	27	76794	71	202783	
	27	76794	71	202783	
ENGINES AIRCRAFT 501 TO 1000HP	NO				5260
400 U STATES	2	70878	29	264519	
	2	70878	29	264519	
ENGINES AIRCRAFT OVER 1000 HP	NO				5261
100 U KINGDOM	15	669803	54	2201043	
400 U STATES	34	1909704	109	6584192	
	49	2579507	163	8785235	
ENGINES MARINE DIESEL	NO				5265
100 U KINGDOM	19	14231	82	360537	
335 GERMANY W			10	4738	
354 NETHRLNDS	1	532460	1	532460	
375 SWEDEN	6	15749	29	121455	
400 U STATES	26	86652	178	618803	
	52	649092	300	1637993	
ENGINES MOTOR VEHICLE DIESEL	NO				5266
100 U KINGDOM	79	148608	126	225857	
335 GERMANY W			2	5294	
400 U STATES	20	52742	102	233893	
	99	201350	230	465044	
ENGINES LOCOMOTIVE DIESEL	NO				5267
100 U KINGDOM	2	54372	2	54372	
400 U STATES	45	1031672	129	2954350	
	47	1086044	131	3008722	
ENGINES DIESEL SEMI DIESEL NOP	NO				5268
100 U KINGDOM	227	269750	337	617781	
335 GERMANY W			18	22316	
400 U STATES	190	370256	551	1259664	
	417	640006	906	1899761	
POWER BOILERS					5274
100 U KINGDOM		22864		25299	
335 GERMANY W				159	
400 U STATES		168051		546646	
		190915		572104	
POWER BOILER PARTS					5275
100 U KINGDOM		12002		14742	
335 GERMANY W				165	
400 U STATES		120626		544596	
		132628		559503	
OUTBOARD MOTORS	NO				5280
100 U KINGDOM	41	3082	91	7593	
335 GERMANY W	3	1336	3	1336	
400 U STATES	1458	444255	2739	763875	
	1502	448673	2833	772804	
OUTBOARD MOTOR PARTS					5283
100 U KINGDOM		56		107	
335 GERMANY W		96		96	
400 U STATES		727734		2563920	
		727886		2564123	
CREAM SEPARATOR PARTS					5290
100 U KINGDOM				1950	
318 DENMARK		762		762	
335 GERMANY W		167		909	
375 SWEDEN		1701		6488	
400 U STATES		15688		31863	
		18318		41972	
CREAM SEPARATORS	NO				5292
318 DENMARK			1	2443	
326 FINLAND	4	1187	6	5453	
335 GERMANY W	1	5302	309	54305	
375 SWEDEN	546	58966	1774	125358	
400 U STATES	18	58935	241	152384	
	569	124390	2331	339943	

## IMPORTS INTO CANADA FOR CONSUMPTION

Articles and Countries from which Imported	MONTH OF APRIL 1958		FOUR MONTHS ENDED APRIL 1958		Class Number
	Quantities	Values (\$)	Quantities	Values (\$)	
MILK CLARIFIERS AND PARTS 375 SWEDEN 400 U STATES		180		1 4526 2800	5293
MILKING MACHINES AND PARTS 100 U KINGDOM 375 SWEDEN 400 U STATES		180		17326	5294
PASTEURIZERS DAIRY AND PARTS 100 U KINGDOM 375 SWEDEN 400 U STATES	NO 1 68 69	19570 42117 61687	1 116 117	26101 13250 112688 152039	5295
POWER DAIRY MACHINERY 100 U KINGDOM 335 GERMANY W 354 NETHRLNDS 375 SWEDEN 376 SWITZRLND 400 U STATES		201 8918 6907 8089 64 559910 584089		10513 8989 6907 9867 757 1797216 1834249	5296
FORKS PRONGED 100 U KINGDOM 335 GERMANY W 347 JAPAN 400 U STATES	DOZ 12 224 19 54 309	155 1695 307 1263 3420	39 836 31 419 1325	542 8177 443 9567 18729	5301
HARVESTERS AND PARTS 100 U KINGDOM 335 GERMANY W 400 U STATES	NO 84 84	344 2123 216317 218784		1125 2123 896058 899306	5302
HAY LOADERS AND PARTS 400 U STATES	NO 18 18	3805 3805	76 76	21072 21072	5303
HAY TEDDERS AND PARTS	NO				5304
MOWING MACHINES AND PARTS 100 U KINGDOM 335 GERMANY W 375 SWEDEN 400 U STATES	NO 3 20 843 866	251 516 3602 308498 312867	7 20 2799 2826	1995 1790 3602 926432 933819	5305
POTATO DIGGERS PLANTERS PARTS 100 U KINGDOM 400 U STATES	NO 130 130	79436 79436	418 418	59 246605 246664	5306
RAKES HORSE OR POWER AND PARTS 100 U KINGDOM 400 U STATES	NO 1235 1235	380521 380521	4228 4228	201 1390460 1390661	5307
RAKES N O P 100 U KINGDOM 335 GERMANY W 344 ITALY 347 JAPAN 400 U STATES	DOZ 136 287 10 1316 454 2203	1292 2174 83 2463 5747 11759	546 620 10 5935 6157 13268	3370 4002 83 11461 43773 62689	5308
SCYTHES 100 U KINGDOM 305 AUSTRIA 354 NETHRLNDS 375 SWEDEN 400 U STATES	DOZ 162 364 2 265 22 815	2690 5600 154 4018 571 13033	282 969 2 277 826 2356	4727 17150 154 4176 12963 39170	5310
SICKLES OR REAPING HOOKS 100 U KINGDOM 305 AUSTRIA 400 U STATES	DOZ 210 97 307	1016 851 1867	270 48 406 724	1352 242 3414 5008	5311
CULTIVATORS SCUFFLERS AND PTS 100 U KINGDOM 335 GERMANY W 354 NETHRLNDS 400 U STATES		7057 3271 198 678618 689144		33426 4044 198 1966251 2003919	5321
DRILLS S SEEDERS AND PARTS 100 U KINGDOM 400 U STATES		476 369110 369586		1670 1002145 1003815	5322
HARROW DISC AND PARTS 400 U STATES		74351 74351		405702 405702	5323
HARROWS AND PARTS N O P 100 U KINGDOM 347 JAPAN 400 U STATES		10633 170193 180826		18234 588 317367 336189	5324
HOES 100 U KINGDOM 335 GERMANY W 347 JAPAN 354 NETHRLNDS 400 U STATES	DOZ 47 150 8 3 159 367	457 515 67 73 1516 2628	348 150 213 3 1159 1873	2001 515 1797 73 12064 16450	5325

IMPORTS INTO CANADA FOR CONSUMPTION

Articles and Countries from which Imported	MONTH OF APRIL 1958		FOUR MONTHS ENDED APRIL 1958		Class Number
	Quantities	Values (\$)	Quantities	Values (\$)	
PLOUGHS DISC AND PARTS 100 U KINGDOM 400 U STATES		61158		320	5326
		61158		329522	
				329842	
PLOUGHS AND PARTS N O P 100 U KINGDOM 400 U STATES		21974		46056	5327
		212798		809175	
		234772		855231	
ROLLERS FARM OR LAWN AND PARTS 100 U KINGDOM 400 U STATES	NO		1	73	5328
	87	12020	1241	31274	
	87	12020	1242	31347	
FANNING MILL PEAVINERS AND PTS 335 GERMANY W 400 U STATES	NO		1	108	5331
	75	99325	360	193190	
	75	99325	361	193298	
HARVESTER COMBINES AND PARTS 100 U KINGDOM 335 GERMANY W 400 U STATES	NO	5610		37141	5332
		70		70	
	228	1856832	355	6508321	
	228	1862512	355	6545532	
THRESHING MACHINE SEPARATORS 400 U STATES	NO		9	7610	5333
	8	6871	9	7610	
	8	6871	9	7610	
THRESHING MACHINE PARTS 400 U STATES		51297		149044	5334
		51297		149044	
ELECT GENERATORS FARM AND PTS 400 U STATES		2865		7962	5342
		2865		7962	
FODDER FEED CUTTERS AND PARTS 400 U STATES	NO		116	84351	5343
	21	24532	116	84351	
	21	24532	116	84351	
FRUIT VEGETABLE GRADING MACH 100 U KINGDOM 335 GERMANY W 400 U STATES		5698		5840	5344
		4660		4715	
		33654		206629	
		44012		217184	
GRAIN HAY GRINDERS AND PARTS 400 U STATES	NO		776	306420	5345
	73	38978	776	306420	
	73	38978	776	306420	
HAY PRESSES AND PARTS 100 U KINGDOM 327 FRANCE 335 GERMANY W 400 U STATES	NO	6155		18163	5346
	2	1330	2	1330	
	840	1103979	1908	2585024	
	842	1111464	1911	2604747	
MANURE SPREADERS AND PARTS 400 U STATES	NO		2493	877609	5350
	757	241968	2493	877609	
	757	241968	2493	877609	
POST HOLE DIGGERS AND PARTS 400 U STATES	NO		1215	75799	5352
	66	11032	1215	75799	
	66	11032	1215	75799	
SPADES AND SHOVELS N O P 100 U KINGDOM 335 GERMANY W 347 JAPAN 354 NETHRLNDS 400 U STATES	DOZ	1636	2343	32395	5353
		19913	12	161	
	47	471	809	7480	
	2	72	2	72	
	47	1268	699	11650	
	1732	21724	3865	51758	
SPRAYING AND DUSTING MACHINES 100 U KINGDOM 318 DENMARK 327 FRANCE 335 GERMANY W 347 JAPAN 400 U STATES		13492		16969	5354
		1288		1288	
		18087		286	
		276830		18905	
		309697		4466	
				903575	
				945489	
TRACTION DITCHING MACH AND PTS 100 U KINGDOM 400 U STATES	NO			113	5356
	18	118725	36	266857	
	18	118838	36	266970	
TRACTORS INTERNAL COMBUSTION 100 U KINGDOM 375 SWEDEN 381 ALASKA 400 U STATES	NO	320	1154	1757357	5357
		557930	20	3602	
	20	3602	2	3196	
	2763	7260346	8835	21488416	
	3123	7821878	10011	23252571	
TRACTOR PARTS AND ACCESSORIES 100 U KINGDOM 335 GERMANY W 375 SWEDEN 381 ALASKA 400 U STATES		47404		257452	5358
		4329		22434	
		588		1732	
		720		1495	
		3340467		12818703	
		3393508		13101816	
WINDMILLS AND PARTS 400 U STATES		637		7603	5361
		637		7603	
PRUNING HOOKS SHEARS DEHORNERS 100 U KINGDOM 327 FRANCE 335 GERMANY W 344 ITALY 376 SWITZRLND 400 U STATES		5955		11531	5362
		310		310	
		992		1328	
		14111		6298	
		21368		1041	
				51464	
				71972	

## IMPORTS INTO CANADA FOR CONSUMPTION

Articles and Countries from which Imported	MONTH OF APRIL 1958		FOUR MONTHS ENDED APRIL 1958		Class Number	
	Quantities	Values (\$)	Quantities	Values (\$)		
AGRIC IMPLEMENTS NOP AND PARTS					5 363	
100 U KINGDOM		11 449		59 593		
318 DENMARK		392		392		
327 FRANCE				126		
335 GERMANY W		294		3 428		
347 JAPAN		632		2 960		
354 NETHRLNDS				324		
375 SWEDEN		1 340		3 292		
400 U STATES		15 445 48		42 706 28		
		15 586 55		43 407 43		
KNIVES AND FORKS TABLE					5 371	
100 U KINGDOM		8 819		22 194		
215 INDIA		233		991		
231 HONG KONG				91		
305 AUSTRIA		696		1 481		
318 DENMARK		1 279		3 876		
327 FRANCE		259		1 596		
335 GERMANY W		3 967		13 669		
344 ITALY		1 157		1 157		
347 JAPAN		8 309 6		27 387 9		
354 NETHRLNDS				746		
375 SWEDEN				1 526 3		
400 U STATES		1 445 3		6 891 0		
		11 395 9		40 385 3		
POCKET KNIVES					5 372	
100 U KINGDOM		17 281		62 158		
313 CHINA				348		
327 FRANCE		200		334		
335 GERMANY W		28 436		76 441		
344 ITALY		885		2 225		
347 JAPAN		2 881		12 184		
375 SWEDEN				654		
376 SWITZRLND		270		1 344		
400 U STATES		4 352		17 763		
		54 305		173 451		
RAZORS N O P AND PARTS					5 373	
100 U KINGDOM		4 283 5		9 789 4		
335 GERMANY W		2 143		8 718		
375 SWEDEN		73		73		
400 U STATES		982		2 140 1		
		4 603 3		12 808 6		
SAFETY RAZOR BLADES					5 374	
100 U KINGDOM	DOZ	2 500	971	58 300		3 802
318 DENMARK				24 083		925
335 GERMANY W		6 868 3	2 771	130 622		54 38
360 ISRAEL		1 666 7	500	16 667		500
375 SWEDEN				4 167		949
400 U STATES		22 385 0	1 614 9	590 318		405 60
		311 700	20 391	824 157	521 74	
SCISSORS AND SHEARS N O P					5 375	
100 U KINGDOM		17 380		48 669		
216 PAKISTAN		776		2027		
327 FRANCE				419		
335 GERMANY W		7 688 9		24 016 8		
344 ITALY		4 385		16 309		
347 JAPAN		4 052		14 046		
375 SWEDEN		119		462		
376 SWITZRLND				71		
400 U STATES		3 693 0		15 858 8		
		14 053 1		48 075 9		
OTHER KNIVES N O P					5 376	
100 U KINGDOM		2 161		17 530		
215 INDIA				107		
231 HONG KONG		85		214		
326 FINLAND				334		
327 FRANCE		663		2 459		
335 GERMANY W		19 310		56 340		
347 JAPAN		3 173		9 870		
375 SWEDEN		1 879		3 738		
376 SWITZRLND				281		
400 U STATES		7 506		31 891		
		34 777		122 764		
SPOONS						5 377
100 U KINGDOM		329		2 090		
231 HONG KONG		223		223		
305 AUSTRIA		517		1 335		
318 DENMARK		444		1 681		
335 GERMANY W		1 084		5 273		
344 ITALY				80		
347 JAPAN		30 186		93 382		
354 NETHRLNDS		468		19 57		
375 SWEDEN				675		
400 U STATES		30 37		25 124		
		36 288		131 820		
KNIVES BUTCHER AND KITCHEN					5 378	
100 U KINGDOM		15 732		63 306		
231 HONG KONG				112		
318 DENMARK				51		
327 FRANCE		1 557		7 584		
335 GERMANY W		6 715		27 436		
344 ITALY		365		365		
347 JAPAN		30 66		16 344		
375 SWEDEN				488		
376 SWITZRLND				1 202		
400 U STATES		16 393		58 288		
		43 828		175 276		

IMPORTS INTO CANADA FOR CONSUMPTION

Articles and Countries from which Imported	MONTH OF APRIL 1958		FOUR MONTHS ENDED APRIL 1958		Class Number
	Quantities	Values (\$)	Quantities	Values (\$)	
HINGES AND BUTTS	LB				5381
100 U KINGDOM	74864	14412	150424	30291	
306 BELGIUM	2207	514	7207	1926	
335 GERMANY W	138364	29959	181129	39513	
347 JAPAN	20775	4854	201938	41484	
354 NETHRLNOS	472	109	472	109	
375 SWEDEN	11586	2652	34819	8106	
400 U STATES	69470	44127	265206	173939	
	317738	96627	841195	295368	
CUT NAILS	CWT				5391
100 U KINGDOM			380	2818	
400 U STATES	201	8887	1191	39260	
	201	8887	1571	42078	
RAILWAY SPIKES AND SPIKES NOP	CWT				5392
400 U STATES	18	106	160	1719	
	18	106	160	1719	
TACKS ALL KINDS N O P	LB				5393
100 U KINGDOM	519	93	1985	557	
318 DENMARK			1949	642	
335 GERMANY W			155	90	
400 U STATES	1946	921	8365	3435	
	2465	1014	12454	4724	
WIRE NAILS OVER ONE INCH	CWT				5394
100 U KINGDOM	40876	312478	64919	500437	
305 AUSTRIA			400	2825	
317 CZECHO S	3000	19873	4700	31595	
335 GERMANY W	1983	14003	2290	16602	
347 JAPAN	9827	75001	23421	180754	
365 POLAND	1301	8627	1301	8627	
400 U STATES	1505	19650	4826	79521	
	58492	449632	101857	820361	
NAILS AND BRADS N O P	LB				5395
100 U KINGDOM	3115	975	11337	2872	
335 GERMANY W	630	408	5730	2490	
347 JAPAN			1003	178	
375 SWEDEN	2000	549	3700	914	
400 U STATES	20373	6542	52108	19111	
	26118	8474	73878	25565	
HAND SEWING NEEDLES					5400
100 U KINGDOM		905		7931	
317 CZECHO S		1900		1900	
335 GERMANY W		370		1483	
347 JAPAN		254		819	
400 U STATES		531		1436	
		3960		13569	
SPRING BEARD AND LATCH NEELES	M				5401
100 U KINGDOM	223	11571	414	21652	
317 CZECHO S	10	285	10	285	
327 FRANCE	1	55	28	1059	
335 GERMANY W	6	146	29	804	
354 NETHRLNOS			8	119	
376 SWITZRLND	26	1998	63	5214	
400 U STATES	475	31877	1052	61802	
	741	45932	1604	90935	
NEELES N O P					5402
100 U KINGDOM		31501		113211	
231 HONG KONG		123		123	
306 BELGIUM		2231		4584	
327 FRANCE		123		270	
335 GERMANY W		9737		31335	
344 ITALY		1643		5677	
347 JAPAN		81		2716	
354 NETHRLNOS		673		1024	
376 SWITZRLNO		1098		1433	
400 U STATES		15731		60669	
		62941		221042	
PINS N O P	LB				5403
100 U KINGDOM	36357	29932	110057	86643	
335 GERMANY W	3555	2810	9051	6151	
347 JAPAN			2695	4357	
400 U STATES	3990	8815	20071	29130	
	43902	41557	141874	126281	
PINS FOR MARKING SYSTEMS	LB				5404
400 U STATES	1388	2329	6600	10760	
	1388	2329	6600	10760	
NUTS AND BOLTS WASHERS RIVETS	LB				5411
100 U KINGDOM	275065	48802	825694	146946	
234 AUSTRALIA	806	362	806	362	
305 AUSTRIA	14888	1774	16962	2493	
306 BELGIUM			21195	2265	
327 FRANCE	56771	7091	159097	26259	
335 GERMANY W	10147	4996	52076	25093	
344 ITALY	35605	4122	50318	6392	
347 JAPAN	562	207	64584	11309	
354 NETHRLNDS	9857	2066	194777	43400	
375 SWEDEN	292	979	114993	19151	
376 SWITZRLND	17	134	99	987	
400 U STATES	675026	334094	2681302	1343210	
	1079036	404627	4181903	1627867	
MACHINE AND OTHER SCREWS N O P					5412
100 U KINGDOM		18932		51366	
305 AUSTRIA		949		949	
306 BELGIUM				4992	
335 GERMANY W		477		1154	
347 JAPAN				632	
354 NETHRLNDS		50		15872	

## IMPORTS INTO CANADA FOR CONSUMPTION

Articles and Countries from which Imported	MONTH OF APRIL 1958		FOUR MONTHS ENDED APRIL 1958		Class Number
	Quantities	Values (\$)	Quantities	Values (\$)	
375 SWEDEN				173	
376 SWITZRLND		62		218	
400 U STATES		153929		552983	
		174399		628339	
WOOD SCREWS OF IRON OR STEEL					5413
100 U KINGDOM		1746		2358	
231 HONG KONG		1844		1844	
305 AUSTRIA				6133	
306 BELGIUM				1450	
335 GERMANY W		4333		10186	
347 JAPAN		649		2603	
375 SWEDEN		389		2310	
400 U STATES		3670		30216	
		12631		57100	
FISH HOOKS COMMERCIAL					5421
100 U KINGDOM		439		3849	
359 NORWAY		2476		35500	
400 U STATES		3095		11373	
		6010		50722	
HARDWARE N O P					5422
100 U KINGDOM		40727		100590	
231 HONG KONG				264	
234 AUSTRALIA		1298		3733	
317 CZECHO S		1637		1637	
318 DENMARK		221		221	
327 FRANCE		61		61	
335 GERMANY W		22052		30745	
347 JAPAN		1807		16391	
354 NETHRLNDS		8534		33005	
375 SWEDEN		6560		7736	
400 U STATES		255350		1023691	
		338247		1218074	
LOCKS OF IRON OR STEEL					5423
100 U KINGDOM		3325		17785	
231 HONG KONG				403	
234 AUSTRALIA				3472	
318 DENMARK				1114	
335 GERMANY W		11612		15789	
344 ITALY				362	
400 U STATES		54795		247687	
		69732		286612	
SKATES ICE					5425
100 U KINGDOM	PR	13905	19050	52798	75880
400 U STATES		720	220	795	539
		14625	19270	53593	76419
SKATES ROLLER					5426
100 U KINGDOM	PR			156	302
400 U STATES		7496	23658	19436	48983
		7496	23658	19592	49285
CARPET SWEEPERS					5441
100 U KINGDOM	NO	216	616	2538	7442
400 U STATES		752	2748	1794	7349
		968	3364	4332	14791
CLEANERS ELECTRIC VACUUM					5442
100 U KINGDOM	NO	946	23019	7636	199899
306 BELGIUM				50	1440
318 DENMARK				200	6498
335 GERMANY W		210	6246	837	25243
354 NETHRLNDS		162	3548	1525	34470
375 SWEDEN		92	6256	92	6256
400 U STATES		7918	314509	28964	1110630
		9328	353578	39304	1384436
CLEANERS HAND VACUUM AND PARTS					5443
100 U KINGDOM			24498		184550
335 GERMANY W			443		499
347 JAPAN			740		4122
354 NETHRLNDS			762		1413
375 SWEDEN			1922		2874
400 U STATES			162964		527911
			191329		721369
CLOTHES WRINGERS DOMESTIC					5444
400 U STATES			12157		50918
			12157		50918
SEWING MACHINES DOMESTIC					5445
100 U KINGDOM	NO	6812	160463	13827	377734
317 CZECHO S				1	65
327 FRANCE				2	285
335 GERMANY W		215	21335	1085	95999
344 ITALY		476	15770	1656	55310
347 JAPAN		9606	161529	23635	441105
354 NETHRLNDS				2	350
372 SPAIN				500	9276
375 SWEDEN		146	11023	151	11287
376 SWITZRLND		250	15074	1374	101075
400 U STATES		1101	31577	12279	533855
		18606	416771	54512	1626341
SEWING MACH ATTACHMNTS DOMESTIC					5446
100 U KINGDOM			5848		18748
335 GERMANY W			135		666
344 ITALY					584
347 JAPAN			3787		9700
376 SWITZRLND			455		827
400 U STATES			61524		117296
			71749		147821

IMPORTS INTO CANADA FOR CONSUMPTION

Articles and Countries from which Imported	MONTH OF APRIL 1958		FOUR MONTHS ENDED APRIL 1958		Class Number
	Quantities	Values (\$)	Quantities	Values (\$)	
SEWING MACHINE PARTS DOMESTIC					5447
100 U KINGDOM		43357		168263	
318 DENMARK				443	
335 GERMANY W		2639		7957	
344 ITALY				87	
347 JAPAN		861		4984	
376 SWITZRLND		265		1030	
400 U STATES		80478		302449	
		127600		485213	
CLOTHES DRYERS DOMESTIC ELECTR	NO				5448
100 U KINGDOM				95	
400 U STATES		156096	4946	941435	
	882	156096	4946	941530	
WATER PUMPS DOMESTIC	NO				5449
100 U KINGDOM	288	1854	458	3053	
400 U STATES	104	4823	211	13189	
	392	6677	669	16242	
WASHING MACHINES ELECTRIC	NO				5450
100 U KINGDOM	6	314	10	599	
400 U STATES	2634	363268	10527	1600358	
	2640	363582	10537	1600957	
WASHING MACHINES N O P	NO				5451
400 U STATES	176	48352	222	56259	
	176	48352	222	56259	
WASHING MACHINE PARTS					5453
400 U STATES		300152		1170923	
		300152		1170923	
IRONERS DOMESTIC ELECTRIC	ND				5454
400 U STATES	115	6186	382	26314	
	115	6186	382	26314	
ARTICLES FOR SMELTING IRON					5461
100 U KINGDOM				1718	
335 GERMANY W				7740	
400 U STATES		12198		142163	
		12198		151621	
BLOWERS SMELTING APPARATUS					5462
306 BELGIUM				117	
318 DENMARK				12751	
327 FRANCE				11315	
335 GERMANY W				6681	
376 SWITZRLND				68	
400 U STATES		1091		29029	
		1091		59961	
BUDDLES VANNERS SLIME TABLES					5463
400 U STATES		5350		31799	
		5350		31799	
CAR LOADING MACHINES COAL					5464
400 U STATES				1331	
				1331	
CHOCK RELEASE APPARATUS					5465
100 U KINGDOM				17042	
				17042	
COAL HEADING MACHINES					5466
400 U STATES		26673		40350	
		26673		40350	
MINERS LAMPS AND ACCESSORIES					5467
100 U KINGDOM		1753		7461	
375 SWEDEN				1452	
400 U STATES		53980		178742	
		55733		187655	
AMALGAM SAFES ORE SAMPLERS					5468
100 U KINGDOM		106		3022	
335 GERMANY W				562	
400 U STATES		46288		191914	
		46394		195498	
SUNDRY METALLURGICAL APPARATUS					5469
100 U KINGDOM		893089		1067695	
327 FRANCE				4048	
400 U STATES		207471		1658465	
		1100560		2730208	
DIAMOND DRILLS CORE DRILLS					5470
100 U KINGDOM		63114		91827	
400 U STATES		20813		78135	
		83927		169962	
MINE LOADING MACH CONVEYORS					5471
100 U KINGDOM		115949		199005	
375 SWEDEN		278		13286	
400 U STATES		1004201		4004129	
		1120428		4216420	
MACHINERY ALLUVIAL MINING					5473
400 U STATES		99620		281910	
		99620		281910	
MACHINERY ORE HANDLING					5474
400 U STATES		13924		13924	
		13924		13924	
MACHINERY ORE CONCENTRATION					5475
100 U KINGDOM		219		1647	
381 ALASKA				137	
400 U STATES		77151		651508	
		77370		653292	
MACHINERY METAL REFINING					5476
100 U KINGDOM		99587		100223	
327 FRANCE		532		532	
376 SWITZRLND				3200	
400 U STATES		13845		165466	
		113964		269421	

## IMPORTS INTO CANADA FOR CONSUMPTION

Articles and Countries from which Imported	MONTH OF APRIL 1958		FOUR MONTHS ENDED APRIL 1958		Class Number
	Quantities	Values (\$)	Quantities	Values (\$)	
ORE CRUSHERS GRINDING MILLS					5477
100 U KINGDOM		2682		6875	
327 FRANCE		108350		109695	
335 GERMANY W				1849	
400 U STATES		216379		909264	
		327411		1027683	
COAL CUTTERS AUGERS DRILLS					5478
100 U KINGDOM				1862	
400 U STATES		3839		18528	
		3839		20390	
PUMPS PREC METAL EXTRACTION					5480
400 U STATES		32977		155604	
		32977		155604	
ROCK DRILLS AND PARTS	NO				5481
100 U KINGDOM	9	17766	72	70237	
207 UN SO AFR				595	
375 SWEDEN	2	12135	2	27217	
400 U STATES	76	214301	133	700469	
	87	244202	207	798518	
WELL DRILLING MACHINERY					5482
100 U KINGDOM		16432		60325	
335 GERMANY W				6312	
347 JAPAN				118	
400 U STATES		2119649		14654561	
		2136081		14721316	
ADDING MACHINES AND PARTS	NO				5500
100 U KINGDOM	6	2097	315	48755	
225 TRINIDAD	20	4502	40	6304	
335 GERMANY W	31	3151	221	31204	
344 ITALY	224	28494	654	74746	
359 NORWAY	88	3880	175	11180	
375 SWEDEN	135	15140	484	57904	
376 SWITZRLND	30	2087	45	3350	
400 U STATES	395	133915	2294	545709	
	929	193266	4228	779152	
BOOKKEEPING MACHINES AND PARTS	NO				5501
100 U KINGDOM	7	102332	90	161011	
231 HONG KONG				331	
318 DENMARK	300	6232	300	6232	
327 FRANCE	2	8111	8	75390	
335 GERMANY W	99	10542	259	38350	
344 ITALY	299	93599	1043	325555	
354 NETHRLNDS			50	5030	
375 SWEDEN	4	1413	190	39783	
376 SWITZRLND	42	7076	119	18900	
390 GERMANY E				160	
400 U STATES	413	876759	1390	3685781	
	1166	1106064	3449	4356523	
CASH REGISTERS					5502
100 U KINGDOM				1327	
359 NORWAY		1027		7603	
375 SWEDEN		20037		120876	
400 U STATES		16511		92393	
		37575		222199	
CASH REGISTER PARTS					5503
375 SWEDEN		163		1729	
400 U STATES		187922		816228	
		188085		817957	
DICTATING MACHINES AND PARTS					5504
100 U KINGDOM		394		81783	
318 DENMARK		7534		12975	
327 FRANCE				165	
335 GERMANY W		96455		176793	
354 NETHRLNDS		1160		1368	
400 U STATES		80530		333362	
		186073		606446	
TYPEWRITERS	NO				5505
100 U KINGDOM	2332	121261	12268	668849	
335 GERMANY W	243	13421	864	46477	
344 ITALY	216	12100	1193	46008	
347 JAPAN			1	119	
354 NETHRLNDS	35	1275	150	4660	
375 SWEDEN	93	6720	349	21869	
376 SWITZRLND	50	3462	377	17132	
390 GERMANY E	12	306	77	3105	
400 U STATES	543	33055	1765	107364	
	3524	191600	17044	915581	
TYPEWRITER PARTS					5506
100 U KINGDOM		23020		97068	
317 CZECHO S		5200		6931	
327 FRANCE		468		4269	
335 GERMANY W		168		3992	
344 ITALY				1168	
354 NETHRLNDS		678		678	
375 SWEDEN		118		273	
376 SWITZRLND		1066		1641	
400 U STATES		294687		1223957	
		325405		1339977	
MACHINERY 412A PAPER WORKING					5511
100 U KINGDOM		8018		58280	
234 AUSTRALIA				143	
306 BELGIUM		918		1259	
317 CZECHO S		1645		4335	
318 DENMARK		12889		12889	
327 FRANCE				827	
335 GERMANY W		56830		393630	



IMPORTS INTO CANADA FOR CONSUMPTION

91

Articles and Countries from which Imported	MONTH OF APRIL 1958		FOUR MONTHS ENDED APRIL 1958		Class Number
	Quantities	Values (\$)	Quantities	Values (\$)	
344 ITALY		2200		14090	
354 NETHRLNDS		610		1014	
375 SWEDEN				6318	
376 SWITZRLND		1298		57603	
384 P RICO		341		3921	
390 GERMANY E		307		29330	
400 U STATES		800646		3489760	
MACHINERY 412A CELLULOSE		885702		4072869	
100 U KINGDOM		1102		8046	5 512
335 GERMANY W				2081	
400 U STATES		4011		6053	
NEWSPAPER PRESSES AND PARTS	NO	5113		16180	
100 U KINGDOM				1753	5 513
375 SWEDEN			1	14991	
400 U STATES		5188	1	70871	
FLAT BED CYL PRESSES AND PARTS	NO	5188	2	87615	
100 U KINGDOM	1	20270	2	23843	5 514
400 U STATES		907	4	13383	
PRINTING PRESSES N O P AND PTS	NO	21177	6	37226	
100 U KINGDOM	384	70367	1687	313513	5 515
317 CZECHO S		3570	4	8546	
318 DENMARK	60	2805	160	9783	
327 FRANCE				536	
335 GERMANY W	38	120376	119	214832	
344 ITALY		86	42	2074	
347 JAPAN		65	1	22222	
354 NETHRLNDS	1	9171	1	10135	
375 SWEDEN	17	12863	44	107127	
376 SWITZRLND	3	31760	9	95574	
390 GERMANY E	1	29617	11	77371	
400 U STATES	357	400793	2303	2406342	
TYPECASTING MACHINES AND PARTS	861	681473	4381	3268055	
100 U KINGDOM		83		2588	5 516
344 ITALY				2812	
400 U STATES		157303		830193	
TYPENAKING ACCESSORIES AND PTS		157386		835593	
100 U KINGDOM				357	5 517
335 GERMANY W				93	
400 U STATES		3651		28550	
SHOVELS POWER NOT MADE N O P	NO	3651		29000	
100 U KINGDOM	2	16827	4	32000	5 518
400 U STATES	42	277293	83	745884	
SHOVELS POWER KIND MADE N O P	NO	294120	87	777884	
344 ITALY	3	65395	3	65395	5 519
400 U STATES	53	1117411	98	2250925	
SHOVELS POWER PARTS OF N O P	56	1182806	101	2316320	
100 U KINGDOM		3670		26593	5 520
344 ITALY		90		4067	
381 ALASKA				300	
400 U STATES		749602		2297140	
AIR COMPRESSING MACH AND PARTS		753362		2328100	
100 U KINGDOM		122793		299036	5 521
306 BELGIUM		26088		32348	
327 FRANCE		2086		12767	
335 GERMANY W		848		5310	
344 ITALY				12560	
375 SWEDEN		6519		11443	
376 SWITZRLND		6845		6845	
400 U STATES		879441		3511264	
BAKERY MACHINERY AND PARTS		1044620		3891573	
100 U KINGDOM		19461		106478	5 522
318 DENMARK		57		57	
335 GERMANY W		2268		3896	
344 ITALY				2711	
354 NETHRLNDS		1947		4096	
375 SWEDEN				1693	
400 U STATES		279015		1120879	
COAL CARBONIZING MACH AND PTS		302748		1239810	
400 U STATES		82		792	5 524
SEWING MACHINES INDUSTRIAL	NO	82		792	
100 U KINGDOM	138	10078	146	15735	5 525
306 BELGIUM				442	
318 DENMARK	1	2186	1	3334	
335 GERMANY W	77	10448	186	32392	
344 ITALY		449	1	901	
347 JAPAN	50	2176	51	5301	
372 SPAIN			100	5655	
376 SWITZRLND			31	2110	
400 U STATES	319	159790	1179	649803	
CLAY PRODUCTS MACH AND PARTS	585	185127	1695	715673	
100 U KINGDOM		82		9373	5 526
400 U STATES		6095		60826	
		6177		70199	

## IMPORTS INTO CANADA FOR CONSUMPTION

Articles and Countries from which Imported	MONTH OF APRIL 1958		FOUR MONTHS ENDED APRIL 1958		Class Number
	Quantities	Values (\$)	Quantities	Values (\$)	
COAL COKE AND GAS MACH AND PTS 100 U KINGDOM 400 U STATES		1427 878211 879638		2149 4174134 4176283	5527
WASTE RECOVERY MACH AND PARTS 100 U KINGDOM 400 U STATES		32656 32656		53 90410 90463	5528
COAL HANDLING MACHINES AND PTS 400 U STATES		19587 19587		72490 72490	5529
CONCRETE MIXING MACH AND PARTS 100 U KINGDOM 335 GERMANY W 376 SWITZRLND 400 U STATES	NO 2 61 63	189 2779 183528 186496	2 16 4 131 153	5153 10125 2521 482156 499955	5530
ROCK DRILL BITS 100 U KINGDOM 207 UN SO AFR 305 AUSTRIA 335 GERMANY W 366 PORTUGAL 375 SWEDEN 400 U STATES	NO 1054 9130 250 2085 1801 14320	6973 34385 1855 19768 106416 169397	2625 12648 291 500 36 14984 15764 46848	14907 45956 2016 2331 264 153161 429190 647825	5531
DENTAL ENGINES ELECTRIC 100 U KINGDOM 400 U STATES	NO 25 25	3830 3830	5 130 135	717 21721 22438	5532
HAND FIRE EXTINGUISHERS 100 U KINGDOM 400 U STATES		971 142269 143240		15373 428405 443778	5534
FERTILIZER MACHINERY AND PARTS 100 U KINGDOM 400 U STATES		9411 9411		49741 16627 66368	5535
FISH PREPARING MACH AND PARTS 335 GERMANY W 400 U STATES		465 1826 2291		24931 18636 43567	5536
REFRIGERATING MACH AND PARTS 100 U KINGDOM 318 DENMARK 327 FRANCE 335 GERMANY W 400 U STATES		6790 201 864608 871599		66532 1666 4525 3576 2562980 2639279	5537
LAWN MOWERS POWER AND PARTS 100 U KINGDOM 400 U STATES	NO 25 4984 5009	1105 366829 367934	756 15214 15970	43738 1171526 1215264	5538
LAWN MOWERS N O P 100 U KINGDOM 400 U STATES	NO 12212 914 13126	96569 12410 108979	24022 7837 31859	189864 100780 290644	5539
LEATHER MACHINERY AND PARTS 100 U KINGDOM 335 GERMANY W 400 U STATES		325 31138 31463		749 617 134630 135996	5540
LOGGING MACHINERY AND PARTS 100 U KINGDOM 306 BELGIUM 335 GERMANY W 347 JAPAN 354 NETHRLNDS 375 SWEDEN 400 U STATES		19237 194 2244 23829 1566 610134 657204		47314 194 3261 68314 4591 5329 2026509 2155512	5541
METAL DRILLING MACH AND PARTS 100 U KINGDOM 306 BELGIUM 317 CZECHO S 335 GERMANY W 344 ITALY 354 NETHRLNDS 375 SWEDEN 376 SWITZRLND 400 U STATES		46992 2391 10786 669 568 56 337849 399311		204703 1068 29217 79782 10919 669 8037 27687 767761 1129843	5542
METAL GRINDING MACH AND PARTS 100 U KINGDOM 207 UN SO AFR 306 BELGIUM 317 CZECHO S 335 GERMANY W 375 SWEDEN 376 SWITZRLND 400 U STATES		114849 1380 4923 11166 582 833 438239 571972		206575 1380 115 14151 51169 13896 9394 1377402 1674082	5543
METALWORKING LATHES AND PARTS 100 U KINGDOM 305 AUSTRIA 306 BELGIUM		116322 65		507076 195 7625	5544

IMPORTS INTO CANADA FOR CONSUMPTION

Articles and Countries from which Imported	MONTH OF APRIL 1958		FOUR MONTHS ENDED APRIL 1958		Class Number
	Quantities	Values (\$)	Quantities	Values (\$)	
317 CZECHO S		2334		11891	
318 DENMARK				74	
335 GERMANY W		145862		293468	
344 ITALY		465		34068	
375 SWEDEN		1179		1179	
376 SWITZRLND		1046		16580	
400 U STATES		240885		1030852	
		508158		1903008	
METAL MILLING MACHINES AND PTS					5545
100 U KINGDOM		58119		136382	
317 CZECHO S		109		13910	
318 DENMARK		11079		17821	
327 FRANCE		10560		20973	
335 GERMANY W		21459		95460	
344 ITALY		5851		87203	
375 SWEDEN				2847	
376 SWITZRLND		2793		42842	
400 U STATES		254237		854835	
		364207		1272273	
METALWORKING PLANERS AND PARTS					5546
100 U KINGDOM		4876		4876	
335 GERMANY W				38049	
400 U STATES		5806		23165	
		10682		66090	
METALWORKING PRESSES AND PARTS					5547
100 U KINGDDM		80125		189142	
317 CZECHO S				5262	
318 DENMARK		708		1208	
335 GERMANY W		4779		23026	
344 ITALY				641	
375 SWEDEN				3680	
376 SWITZRLND		275		558	
400 U STATES		396113		2090459	
		482000		2313976	
METAL ROLLING MILL MCH AND PTS					5548
100 U KINGDOM		89198		211996	
335 GERMANY W		8642		35245	
400 U STATES		109385		1217437	
		207225		1464678	
METAL SHAPERS SLOTTERS AND PTS					5549
100 U KINGDOM		16320		109680	
207 UN SO AFR		1652		1652	
335 GERMANY W		1661		1916	
375 SWEDEN		173		8506	
400 U STATES		14481		109690	
		34287		231444	
METALWORKING MCH N O P AND PTS					5550
100 U KINGDOM		120422		320601	
305 AUSTRIA				397	
306 BELGIUM				5326	
318 DENMARK		472		745	
335 GERMANY W		23865		99453	
344 ITALY				2568	
359 NORWAY				2037	
375 SWEDEN		3280		10858	
376 SWITZRLND				2175	
400 U STATES		898262		2801567	
		1046301		3245727	
MOTION PICTURE PROJECTORS					5551
100 U KINGDOM		1893		11796	
305 AUSTRIA		19569		61852	
306 BELGIUM				249	
317 CZECHO S				162	
327 FRANCE		471		1365	
335 GERMANY W		501		5257	
344 ITALY		4980		4980	
347 JAPAN		10791		32225	
354 NETHRLNDS				181	
376 SWITZRLND		3028		20517	
400 U STATES		241860		802579	
		283093		941163	
CRANES ETC NDT MADE IN CANADA	NO				5552
100 U KINGDOM	14	16873	23	31029	
318 DENMARK	2	726	3	1090	
375 SWEDEN	12	6661	20	11577	
400 U STATES	96	301068	339	1938709	
	124	325328	385	1982405	
CRANES ETC KIND MADE IN CANADA	NO				5553
100 U KINGDOM	7	50013	29	156605	
335 GERMANY W			8	2247	
359 NDRWAY	2	3235	13	9973	
375 SWEDEN	20	39708	29	59905	
400 U STATES	247	403367	911	1102020	
	276	496323	990	1330750	
CRANES HOISTS ETC NOP PARTS OF					5554
100 U KINGDOM		37139		147367	
327 FRANCE		1681		1964	
335 GERMANY W		1146		7574	
359 NORWAY				444	
375 SWEDEN		3504		8855	
376 SWITZRLND		6488		6488	
400 U STATES		186251		785612	
		236209		958304	
OZONE GENERATORS AND PARTS					5555
100 U KINGDOM		337		337	
327 FRANCE				320	

## IMPORTS INTO CANADA FOR CONSUMPTION

Articles and Countries from which Imported	MONTH OF APRIL 1958		FOUR MONTHS ENDED APRIL 1958		Class Number
	Quantities	Values (\$)	Quantities	Values (\$)	
335 GERMANY W		92		751	
400 U STATES		584		1813	
		1013		3221	5556
PAPER MILL MACHINES AND PARTS					
100 U KINGDOM		120541		364875	
305 AUSTRIA		3288		15427	
327 FRANCE				5283	
335 GERMANY W		70717		87272	
359 NORWAY		2381		2381	
375 SWEDEN		14059		116263	
400 U STATES		1366148		7398465	
		1577134		7989966	5557
PULP MILL MACHINES AND PARTS					
335 GERMANY W		351		677	
400 U STATES		24370		301774	
		24721		302451	5558
POWER PUMPS N O P AND PARTS					
100 U KINGDOM	360	104935	1251	371996	
207 UN SO AFR				133	
318 DENMARK			3	1295	
327 FRANCE			6	10546	
335 GERMANY W	107	9398	302	32093	
344 ITALY	1	542	2	6135	
354 NETHRLNDS		77	1	21213	
375 SWEDEN	49	39041	95	100193	
376 SWITZRLND				135	
400 U STATES	3493	1005195	15616	3892662	
	4010	1159188	17276	4436401	5559
RIFLE MAKING MACHINERY					
100 U KINGDOM				150	
400 U STATES		4458		48352	
		4458		48502	5560
ROAD MAKING MACHINERY AND PTS					
100 U KINGDOM		18614		47486	
381 ALASKA				600	
400 U STATES		670637		1368269	
		689251		1416355	5561
TRENCH AND DITCH MACH AND PTS					
100 U KINGDOM				959	
400 U STATES		24048		31198	
		24048		32157	5562
ROLLERS STREET ROAD AND PARTS					
100 U KINGDOM	NO	27311	6	34650	
400 U STATES	63	251786	90	361422	
	68	279097	96	396072	5563
ROLLS CAST FOR ROLLING STEEL					
100 U KINGDOM		4111		57631	
400 U STATES		247411		774096	
		251522		831727	5564
SAWMILL MACHINERY AND PARTS					
306 BELGIUM		5000		27857	
335 GERMANY W		18671		47863	
375 SWEDEN		354		24835	
400 U STATES		86971		275859	
		110996		376414	5565
SCRAPERS RAILWAY OR ROAD					
100 U KINGDOM				12150	
381 ALASKA		5880		5880	
400 U STATES		280216		417277	
		286096		435307	5566
SHOE MACHINERY AND PARTS					
100 U KINGDOM		9122		32037	
317 CZECHO S				124	
318 DENMARK		2819		7384	
335 GERMANY W		2196		8828	
344 ITALY		2199		3272	
354 NETHRLNDS				794	
400 U STATES		70504		286753	
		86840		339192	5567
ROLLS CAST FOR ROLLING PAPER					
100 U KINGDOM		30319		49581	
400 U STATES		69496		260125	
		99815		309706	5569
STREET CLEANING MACH AND PARTS					
100 U KINGDOM				2047	
400 U STATES		36188		218473	
		36188		220520	5570
BEET SUGAR MACHINERY AND PARTS					
335 GERMANY W				114	
400 U STATES		10214		26003	
		10214		26117	5571
VENEER DRYING MACHINES AND PTS					
335 GERMANY W				3884	
400 U STATES		4116		7354	
		4116		11238	5572
WATER METERS N O P AND PARTS					
100 U KINGDOM	NO	5171	97	16505	
400 U STATES	11	4203	72	11885	
	71	9374	169	28390	5573
WATER TURBINES AND PARTS					
100 U KINGDOM		20488		46078	
327 FRANCE				3290	
344 ITALY				5592	
375 SWEDEN				27406	
400 U STATES		132380		558656	
		152868		641022	

IMPORTS INTO CANADA FOR CONSUMPTION

Articles and Countries from which imported	MONTH OF APRIL 1958		FOUR MONTHS ENDED APRIL 1958		Class Number
	Quantities	Values (\$)	Quantities	Values (\$)	
WIRE STITCHER STAPLERS AND PTS					5 574
100 U KINGDOM		1818		10209	
305 AUSTRIA		1285		1285	
335 GERMANY W		273		716	
344 ITALY		135		307	
347 JAPAN		780		1708	
359 NORWAY				752	
375 SWEDEN		5240		21282	
376 SWITZRLND		128		128	
400 U STATES		84407		334611	
		94066		370998	
YARN CORD FABRIC MACH AND PTS					5 575
100 U KINGDOM		178529		650999	
305 AUSTRIA				408	
306 BELGIUM				3591	
317 CZECHO S				277	
327 FRANCE		2382		10110	
335 GERMANY W		26921		61184	
344 ITALY		10507		19184	
347 JAPAN		1287		1758	
354 NETHRLNDS				1252	
359 NORWAY				144	
375 SWEDEN				3494	
376 SWITZRLND		14158		56758	
390 GERMANY E				415	
400 U STATES		1382552		5357239	
		1616336		6166813	
ALL MACHINERY N O P AND PARTS					5 576
100 U KINGDOM		915844		3183605	
205 RHOD NYAS				2974	
207 UN SO AFR		2264		2264	
234 AUSTRALIA		351		23047	
236 NEW ZEAL				76	
305 AUSTRIA		107478		118210	
306 BELGIUM		11612		68923	
317 CZECHO S		1530		3258	
318 DENMARK		13932		46870	
327 FRANCE		21457		172487	
335 GERMANY W		334258		849704	
344 ITALY		71106		122354	
347 JAPAN				40323	
354 NETHRLNDS		24813		50262	
359 NORWAY				4065	
361 PANAMA				203	
375 SWEDEN		57832		183548	
376 SWITZRLND		43464		128083	
383 HAWAII		1548		1548	
400 U STATES		10127624		34935500	
		11735113		39937304	
CIGARETTE CIGAR MACH AND PARTS					5 577
100 U KINGDOM		110176		712053	
207 UN SO AFR				7594	
335 GERMANY W		14342		166234	
375 SWEDEN		2623		25784	
376 SWITZRLND				607	
400 U STATES		201394		648510	
		328535		1560782	
VENEER OR PLYWOOD MACH AND PTS					5 578
335 GERMANY W		2488		13886	
400 U STATES		58235		119745	
		60723		133631	
PURIFIERS FOR FISH OILS					5 579
FORGED STEEL ROLLS					5 580
100 U KINGDOM		2999		73216	
335 GERMANY W				1130	
400 U STATES		73036		209582	
		76035		283928	
FIXED METERS GAUGES FOR LIQUID					5 581
100 U KINGDOM				94	
335 GERMANY W				943	
400 U STATES		24965		156272	
		26002		161998	
AIR CONDITIONING APPARATUS NOP					5 582
100 U KINGDOM		62126		221439	
207 UN SO AFR		3495		3495	
306 BELGIUM				187	
335 GERMANY W				1098	
375 SWEDEN		886		886	
400 U STATES		748927		2921842	
		815434		3148947	
DIES IN THE ROUGH					5 583
100 U KINGDOM		214		1338	
400 U STATES		3584		24719	
		3798		26057	
BOTTLING MACHINES AND PARTS					5 584
100 U KINGDOM		56		2471	
327 FRANCE				1582	
335 GERMANY W		384		3755	
400 U STATES		343223		943194	
		343663		951002	
BULLDOZERS EARTHMOVERS AND PTS					5 585
100 U KINGDOM	NO	20	27	137759	
335 GERMANY W		72465		362	
375 SWEDEN		4089		4089	
381 ALASKA				750	

## IMPORTS INTO CANADA FOR CONSUMPTION

Articles and Countries from which Imported	MONTH OF APRIL 1958		FOUR MONTHS ENDED APRIL 1958		Class Number
	Quantities	Values (\$)	Quantities	Values (\$)	
400 U STATES	107	1543839	216	4072161	
CONVEYING EQUIPMENT AND PARTS	127	1620393	243	4215121	5586
100 U KINGDOM		61858		306927	
207 UN SO AFR				1110	
306 BELGIUM				50021	
327 FRANCE		1512		9881	
335 GERMANY W		213454		225473	
344 ITALY				2700	
347 JAPAN		980		980	
354 NETHRLNDS		1022		1022	
375 SWEDEN		1566		10515	
400 U STATES		462757		1726829	
POWER JACKS AND PARTS		743149		2335458	
NO					5587
100 U KINGDOM	61	5006	728	43817	
318 DENMARK			1	84	
335 GERMANY W	7	517	7	517	
375 SWEDEN	332	27886	815	34825	
400 U STATES	3637	120722	13735	498308	
STONE CRUSHING MACH AND PARTS	4037	154131	15286	577551	
100 U KINGDOM		186		186	5588
306 BELGIUM				864	
335 GERMANY W				3088	
400 U STATES		353388		931818	
WOODWORKING MACH AND PARTS NOP		353574		935956	
100 U KINGDOM		35691		135891	5589
305 AUSTRIA				905	
306 BELGIUM				816	
335 GERMANY W		30587		53527	
344 ITALY				875	
359 NORWAY				231	
375 SWEDEN		769		5328	
376 SWITZRLND		1092		7753	
400 U STATES		532212		1464313	
AIR CONDITIONERS ROOM SIZE		600351		1669639	
NO					5590
400 U STATES	475	75786	8028	1221156	
FRONT END LOADERS SHOVELS PTS	475	75786	8028	1221156	
NO					5591
100 U KINGDOM		3064	42	16742	
400 U STATES	46	853190	161	2049286	
SPRINGS FOR RAILWAY VEHICLES	46	856254	203	2066028	
400 U STATES		13843		51933	5592
SPRINGS FOR OTHER VEHICLES		13843		51933	
400 U STATES		896		13519	5593
SPRINGS FOR FURNITURE		896		13519	
400 U STATES		5605		28372	5594
SPRINGS FOR CLOCKS		5605		28372	
100 U KINGDOM		95		294	5595
335 GERMANY W				234	
400 U STATES		156		2040	
BATHS BATHTUBS IRON OR STEEL		251		2568	
100 U KINGDOM		207		282	5600
335 GERMANY W		11772		12786	
400 U STATES		95632		343674	
BASINS CLOSETS SINKS		107611		356742	
100 U KINGDOM		20364		39283	5601
335 GERMANY W		2794		2794	
375 SWEDEN		6855		28395	
400 U STATES		127104		447183	
CONTAINERS TINPLATE FOR FOOD		157117		517655	
400 U STATES		116201		459690	5602
CONTAINERS TINPLATE N O P		116201		459690	
100 U KINGDOM		925		9754	5603
335 GERMANY W				774	
354 NETHRLNDS				171	
376 SWITZRLND				466	
400 U STATES		233645		891005	
HOLLOW WARE ENAMELLED IRON		234570		902170	
100 U KINGDOM		70		3454	5604
306 BELGIUM				520	
318 DENMARK		242		4551	
327 FRANCE				1168	
335 GERMANY W				1219	
354 NETHRLNDS				269	
375 SWEDEN				728	
376 SWITZRLND				197	
400 U STATES		15718		61368	
HOLLOW WARE IRON N O P		16030		73474	
100 U KINGDOM		5224		20701	5605
318 DENMARK		1064		1135	
327 FRANCE		374		1392	
335 GERMANY W		394		5830	

IMPORTS INTO CANADA FOR CONSUMPTION

Articles and Countries from which Imported	MONTH OF APRIL 1958		FOUR MONTHS ENDED APRIL 1958		Class Number	
	Quantities	Values (\$)	Quantities	Values (\$)		
344 ITALY		90		90		
347 JAPAN		6466		17903		
359 NORWAY				166		
375 SWEDEN		412		3456		
376 SWITZRLND		61		61		
400 U STATES		284838		1019631		
KITCHEN DAIRY HOLLOW WARE TIN		298923		1070365		
100 U KINGDOM				467	5606	
335 GERMANY W		18559		24190		
347 JAPAN				65		
400 U STATES		8396		34287		
MFRS OF TIN AND TINPLATE N O P		26955		59009		
100 U KINGDOM		6721		21732	5607	
225 TRINIDAD				162		
327 FRANCE				1182		
335 GERMANY W		5112		7225		
344 ITALY				169		
347 JAPAN		303		1127		
352 MEXICO				203		
354 NETHRLNDS		473		746		
359 NORWAY		208		208		
400 U STATES		283806		1070483		
ANVILS AND VISES		296623		1103237		
100 U KINGDOM		33370		49724	5621	
317 CZECHO S		246		246		
335 GERMANY W		565		2395		
347 JAPAN		81		769		
354 NETHRLNDS				159		
400 U STATES		7279		53058		
AUGERS BITS AND DRILLS		41541		106351		
100 U KINGDOM		88824		279964	5622	
234 AUSTRALIA		5757		26732		
305 AUSTRIA		3350		7903		
318 DENMARK		2870		5401		
327 FRANCE		7343		10373		
335 GERMANY W		18138		64154		
344 ITALY		1159		5324		
347 JAPAN		1831		6337		
354 NETHRLNDS		939		2190		
375 SWEDEN		24385		38816		
376 SWITZRLND				493		
400 U STATES		77764		328350		
AXES		232360		776037		
100 U KINGDOM	DOZ	550	5706	600	6724	5623
335 GERMANY W				124	1284	
375 SWEDEN		388	5859	1286	16691	
400 U STATES		25	395	76	1447	
FILES N O P AND RASPS		963	11960	2086	26146	
100 U KINGDOM	DOZ	1551	6011	10343	39931	5624
335 GERMANY W		2014	5164	3610	8942	
344 ITALY				287	400	
347 JAPAN				46	71	
354 NETHRLNDS				14	101	
366 PORTUGAL		1322	2987	1322	2987	
375 SWEDEN		2058	8782	2269	10199	
376 SWITZRLND		32	248	90	618	
400 U STATES		3476	30756	23052	150017	
HACK SAW BLADES		10453	53948	41033	213266	
100 U KINGDOM			9122		47556	5625
234 AUSTRALIA					2166	
335 GERMANY W			526		2125	
344 ITALY			420		690	
347 JAPAN					289	
359 NORWAY			130		259	
375 SWEDEN			3535		5912	
400 U STATES			14995		37306	
SAWS N O P			28728		96303	
100 U KINGDOM			6770		24426	5626
305 AUSTRIA			273		273	
318 DENMARK					808	
335 GERMANY W			14176		31394	
344 ITALY					150	
347 JAPAN			1060		4752	
359 NORWAY			2217		3315	
375 SWEDEN			3975		24676	
376 SWITZRLND			215		1104	
400 U STATES			17690		76470	
WRENCHES			46376		167368	
100 U KINGDOM			4167		12745	5627
318 DENMARK			620		620	
335 GERMANY W			57994		134522	
344 ITALY			2569		12342	
347 JAPAN			1142		12671	
375 SWEDEN			105		2621	
376 SWITZRLND					153	
400 U STATES			158789		659201	
			225386		834875	

## IMPORTS INTO CANADA FOR CONSUMPTION

Articles and Countries from which Imported	MONTH OF APRIL 1958		FOUR MONTHS ENDED APRIL 1958		Class Number	
	Quantities	Values (\$)	Quantities	Values (\$)		
PARTS OF MOTOR BUS BODIES 438 I					5646	
100 U KINGDOM		131		1400		
335 GERMANY W				5565		
354 NETHRLNDS				164		
400 U STATES		501411		1868457		
		501542		1875586		
AXLES BRAKES CLUTCHES TRUCK					5648	
100 U KINGDOM		3354		30080		
335 GERMANY W		434		16616		
381 ALASKA				267		
400 U STATES		1567231		6012263		
		1571019		6059226		
AUTOMOBILE PARTS N O P					5650	
100 U KINGDOM		331191		1350220		
234 AUSTRALIA		3093		3093		
306 BELGIUM		5729		8497		
317 CZECHO S				10848		
327 FRANCE		12279		18719		
335 GERMANY W		44078		540995		
344 ITALY				69		
347 JAPAN				813		
354 NETHRLNDS				360		
375 SWEDEN		2490		12068		
381 ALASKA		161		620		
384 P RICO				2018		
400 U STATES		24239415		79223410		
		24638436		81171730		
BICYCLES N O P					5651	
100 U KINGDOM	NO	23672	494189	53473		1072108
317 CZECHO S		625	5776	925		8476
335 GERMANY W		489	5463	616		6700
344 ITALY		1	77	494		11087
354 NETHRLNDS		231	3426	306		4398
376 SWITZRLND		25	298	75		895
400 U STATES		302	4000	636		8650
		25345	513229	56525		1112314
BICYCLE AND TRICYCLE PARTS					5652	
100 U KINGDOM			124718			231302
317 CZECHO S						1008
335 GERMANY W			14679			37658
344 ITALY						438
347 JAPAN			240			3288
354 NETHRLNDS			435			435
375 SWEDEN			7101			8568
400 U STATES			5798			13201
			152971			295898
CARS RAILWAY BOX AND FLAT					5653	
400 U STATES	NO	8	10714	16		25483
		8	10714	16	25483	
CARS RAILWAY PASSENGER					5654	
400 U STATES	NO			12		10024
				12	10024	
CARS RAILWAY TANK					5655	
400 U STATES	NO	8	62894	35		218849
		8	62894	35	218849	
CARS RAILWAY N O P					5656	
100 U KINGDOM	NO	111	119300	280		240116
400 U STATES		8	2457	23		196341
		119	121757	303	436457	
CARS RAILWAY PARTS OF					5657	
100 U KINGDOM			767			15279
335 GERMANY W			55350			112028
400 U STATES			390195		1880356	
			446312		2007663	
MOTOR RAIL CARS AND PARTS					5658	
100 U KINGDOM	NO		1648			4564
381 ALASKA						124
400 U STATES		1	185709	1		373403
		1	187357	1	378091	
MOTOR CYCLES SIDE CARS AND PTS					5660	
100 U KINGDOM	NO	292	148293	583		297882
305 AUSTRIA						69
317 CZECHO S		40	7876	55		12345
327 FRANCE						141
335 GERMANY W		98	24486	522		102522
344 ITALY		75	16965	167		42333
347 JAPAN				1		300
400 U STATES		72	63685	137		143630
		577	261305	1465	599222	
MOTOR VEHICLES N O P					5661	
100 U KINGDOM	NO	8	18607	13		24856
207 UN SO AFR				1		1444
306 BELGIUM				2		2873
312 CHILE		1	1081	1		1081
327 FRANCE		1	1197	2		1632
335 GERMANY W		3	2672	9		7910
354 NETHRLNDS			1017	1		1017
375 SWEDEN				1		1625
376 SWITZRLND				1		100
400 U STATES		59	251363	430		881744
		113	275937	461		924282
TRACTION ENGINES N O P AND PARTS						5663
400 U STATES	NO					
					787	
TRICYCLES N O P					5664	
100 U KINGDOM	NO	24	413	39		763



IMPORTS INTO CANADA FOR CONSUMPTION

Articles and Countries from which Imported	MONTH OF APRIL 1958		FOUR MONTHS ENDED APRIL 1958		Class Number
	Quantities	Values (\$)	Quantities	Values (\$)	
335 GERMANY W			140	1393	
347 JAPAN			75	286	
400 U STATES	1365	5126	3130	12006	
FACTORY WAREHOUSE TRUCKS MOTOR	NO				5672
100 U KINGDOM		702		1818	
400 U STATES	23	74124	84	345762	
FORK LIFT TRUCKS AND PARTS	NO				5674
100 U KINGDOM	2	9209	29	107766	
375 SWEDEN	10	3927	10	4718	
400 U STATES	150	780825	474	2491205	
ROLLER BEARINGS AND PARTS NOP			513	2603689	5680
100 U KINGDOM		38450		160854	
305 AUSTRIA		3232		4817	
327 FRANCE				312	
335 GERMANY W		31757		105035	
344 ITALY		1924		5936	
375 SWEDEN		71735		186837	
376 SWITZRLND				1697	
400 U STATES		337521		1832148	
ANCHORS FOR VESSELS	CWT	484619		2297636	5681
100 U KINGDOM	118	1671	302	4832	
400 U STATES	172	6753	559	23138	
BALL AND ROLR BRNGS FOR AUTOS			861	27970	5682
100 U KINGDOM		3476		78884	
317 CZECHO S				762	
327 FRANCE		638		3136	
335 GERMANY W		267		66132	
354 NETHRLNDS				94	
375 SWEDEN		918		4205	
400 U STATES		236584		840487	
BALLS ROLLERS FOR BEARINGS		241883		993700	5683
100 U KINGDOM				1141	
305 AUSTRIA		912		1217	
327 FRANCE		473		2902	
335 GERMANY W		2915		10203	
375 SWEDEN		857		28877	
400 U STATES		22922		69566	
BURNISHING BALLS		28079		113906	5684
335 GERMANY W		2745		2745	
400 U STATES		1871		9762	
BALL BEARINGS AND PARTS N O P		4616		12507	5685
100 U KINGDOM		70497		231555	
305 AUSTRIA		6019		32011	
327 FRANCE		229		229	
335 GERMANY W		17833		72869	
344 ITALY		2283		20007	
354 NETHRLNDS				121	
375 SWEDEN		22264		82300	
376 SWITZRLND		1255		1539	
400 U STATES		377936		1625120	
BOTTLES STEEL FOR GAS		498316		2065751	5686
100 U KINGDOM		1890		5089	
220 BERMUDA		930		1890	
224 JAMAICA				72	
227 BAHAMAS		500		500	
375 SWEDEN		1483		1483	
381 ALASKA				120	
400 U STATES		83915		323236	
BAYONETS SWORDS FOILS MASKS		88718		332390	5687
100 U KINGDOM		2469		4227	
335 GERMANY W		395		1724	
400 U STATES		960		3342	
GALVANIZED RANGE BOILERS	NO			9293	5689
100 U KINGDOM	2787	27536	5108	49524	
400 U STATES	421	6204	467	7209	
DRUMS CYLINDERS BARRELS TANKS		3208	5575	56733	5690
100 U KINGDOM		9035		18379	
220 BERMUDA				1590	
335 GERMANY W				264	
375 SWEDEN				1063	
381 ALASKA				1349	
400 U STATES		251356		909954	
FRAMES FOR PURSES RETICULES		260391		932599	5691
100 U KINGDOM		9140		29569	
305 AUSTRIA				1366	
306 BELGIUM		1725		11024	
327 FRANCE		310		510	
335 GERMANY W		3318		35307	
344 ITALY		704		2330	
372 SPAIN				5803	
400 U STATES		10945		40494	
		26142		126403	

## IMPORTS INTO CANADA FOR CONSUMPTION

Articles and Countries from which Imported	MONTH OF APRIL 1958		FOUR MONTHS ENDED APRIL 1958		Class Number
	Quantities	Values (\$)	Quantities	Values (\$)	
FURNITURE OF METAL					5692
100 U KINGDOM		38312		133535	
231 HONG KONG		3454		6256	
318 DENMARK		3507		3809	
327 FRANCE		2103		7401	
335 GERMANY W		2440		9945	
344 ITALY		798		2966	
347 JAPAN		2007		2975	
354 NETHRLNDS		513		2693	
359 NORWAY		1599		1599	
375 SWEDEN				5278	
376 SWITZRLND		138		624	
400 U STATES		801481		2876345	
		856352		3053426	
MATERIALS FOR BUOYS					5693
375 SWEDEN		401		6486	
400 U STATES		21485		31316	
		21886		37802	
GOLF SHAFTS OF SEAMLESS STEEL	NO				5694
100 U KINGDOM	9385	7686	122557	101176	
400 U STATES	200	192	578	492	
	9585	7878	123135	101668	
MATERIALS FOR RIFLES					5695
400 U STATES		6458		11457	
		6458		11457	
METAL PARTS FOR SHOTGUNS					5696
GUN BARRELS ROUGH BORE					5697
400 U STATES		58		297	
		58		297	
GUNS RIFLES AIR GUNS FIREARMS					5698
100 U KINGDOM		9394		29063	
305 AUSTRIA				132	
306 BELGIUM		55		1355	
317 CZECHO S				1250	
326 FINLAND		87		87	
327 FRANCE		474		669	
335 GERMANY W		6354		15457	
344 ITALY				3120	
354 NETHRLNDS		3468		3468	
359 NORWAY				59	
372 SPAIN		633		3335	
375 SWEDEN		229		229	
376 SWITZRLND		1403		1700	
400 U STATES		50931		263777	
		73028		323701	
GUNS NOT MADE IN CANADA					5699
100 U KINGDOM		15550		48816	
305 AUSTRIA				558	
306 BELGIUM		6523		34092	
317 CZECHO S				2642	
318 DENMARK				70	
326 FINLAND		296		296	
327 FRANCE		2975		3710	
335 GERMANY W		9495		15993	
344 ITALY		2198		5673	
359 NORWAY		20115		21935	
372 SPAIN		353		5579	
375 SWEDEN		5150		6964	
376 SWITZRLND		1015		2130	
390 GERMANY E				229	
400 U STATES		143152		366023	
		206822		514710	
KNIFE FORK SCISSORS BLANKS					5700
100 U KINGDOM		185		6091	
400 U STATES		9202		42301	
		9387		48392	
METAL PARTS LOOSELEAF BINDERS					5701
100 U KINGDOM		2580		34774	
375 SWEDEN				497	
400 U STATES		40747		143501	
		43327		178772	
MAGIC LANTERNS AND SLIDES					5702
100 U KINGDOM		434		4360	
231 HONG KONG				138	
327 FRANCE		135		135	
335 GERMANY W		1142		3769	
347 JAPAN		5154		8748	
376 SWITZRLND		1281		1281	
400 U STATES		59139		239890	
		67285		258321	
PRESSED STEEL BELT PULLEYS					5703
100 U KINGDOM				3558	
234 AUSTRALIA		694		694	
400 U STATES		19840		57287	
		20534		61539	
RAILWAY TIES FISH PLATES IRON	CWT				5704
400 U STATES	1391	21489	23803	216935	
	1391	21489	23803	216935	
RAILWAY INTERSECTION LAYOUTS					5705
100 U KINGDOM				115	
335 GERMANY W				245	
400 U STATES		8444		25311	
		8444		25671	
SAFES AND DOORS FOR VAULTS					5706
100 U KINGDOM		10849		58605	

IMPORTS INTO CANADA FOR CONSUMPTION

101

Articles and Countries from which Imported	MONTH OF APRIL 1958		FOUR MONTHS ENDED APRIL 1958		Class Number
	Quantities	Values (\$)	Quantities	Values (\$)	
359 NORWAY		832		2730	
400 U STATES		71406		305102	
STEEL WOOL		83087		366437	5708
100 U KINGDOM				2571	
318 DENMARK		150		150	
335 GERMANY W		558		611	
400 U STATES		17215		62992	
LATH OF IRON OR STEEL		17923		66324	5709
CWT					
100 U KINGDOM	1068	12396	4195	45476	
400 U STATES	408	4851	1508	17184	
VALVES IRON OR STEEL	1476	17247	5703	62660	5713
N O P					
100 U KINGDOM		108216		349892	
318 DENMARK				1151	
335 GERMANY W		2304		10762	
344 ITALY		2930		3380	
354 NETHRLNDS		1609		4431	
375 SWEDEN		3449		14442	
400 U STATES		934928		3894203	
MANUFACTURES OF IRON STEEL		1053436		4278261	5714
NOP					
100 U KINGDOM		720431		2618443	
207 UN SO AFR		2003		8575	
208 BSA OTHER				93	
215 INDIA				217	
216 PAKISTAN				107	
225 TRINIDAD				731	
231 HONG KONG		9156		11731	
234 AUSTRALIA		1021		1021	
305 AUSTRIA		790		4674	
306 BELGIUM		2603		25214	
317 CZECHO S				113	
318 DENMARK		1086		3161	
327 FRANCE		19430		34403	
335 GERMANY W		68010		161191	
344 ITALY		62052		87779	
347 JAPAN		24407		95563	
352 MEXICO				137	
354 NETHRLNDS		2659		17565	
359 NORWAY				1465	
360 ISRAEL				128	
375 SWEDEN		29140		119023	
376 SWITZRLND		4551		9911	
384 P RICO		1535		2159	
389 IRELAND		111		111	
400 U STATES		5238865		19618464	
COOKING STOVES COAL OR WOOD		6187850		22821979	5715
NO					
100 U KINGDOM	2	266	6	544	
400 U STATES	99	1911	172	4934	
COOKING STOVES ELEC OVER 2500L	101	2177	178	5478	5716
NO					
100 U KINGDOM	1	1872	7	3066	
400 U STATES	389	49439	1604	197093	
COOKING STOVES GAS OVER 10 DOL	390	51311	1611	200159	5717
NO					
100 U KINGDOM			6	221	
400 U STATES	2312	168696	7705	595720	
COOKING STOVES OIL OVER 10 DOL	2312	168696	7711	595941	5718
NO					
400 U STATES	328	13197	569	21462	
FURNACES DOMESTIC HDT WATER	328	13197	569	21462	5719
NO					
100 U KINGDOM				89	
400 U STATES		27541		113422	
FURNACES DOMESTIC WARM AIR		27541		113511	5720
NO					
400 U STATES	1998	236437	7149	869440	
OIL BURNERS	1998	236437	7149	869440	5721
NO					
400 U STATES	154	13287	458	39718	
RADIATORS CAST IRON	154	13287	458	39718	5722
SQ FT					
ELECTRIC COOKING APPARATUS NOP					5723
100 U KINGDOM		6999		26394	
305 AUSTRIA		467		795	
327 FRANCE		941		941	
335 GERMANY W		566		566	
344 ITALY				62	
347 JAPAN		106		106	
376 SWITZRLND		216		216	
400 U STATES		232155		823353	
HEATING COOKING APPARATUS NOP		241450		852433	5724
NO					
100 U KINGDOM		986		6788	
305 AUSTRIA				1020	
335 GERMANY W		832		965	
347 JAPAN		239		448	
375 SWEDEN		3176		3750	
400 U STATES		324073		1288165	
PARTS HEATING AND COOKING APP		329306		1301136	5725
NO					
100 U KINGDOM		2482		7253	

## IMPORTS INTO CANADA FOR CONSUMPTION

Articles and Countries from which Imported	MONTH OF APRIL 1958		FOUR MONTHS ENDED APRIL 1958		Class Number
	Quantities	Values (\$)	Quantities	Values (\$)	
ADZES CLEAVERS HATCHETS PLANES					5628
100 U KINGDOM		20235		61456	
234 AUSTRALIA		2269		2678	
317 CZECHO S		692		692	
327 FRANCE				624	
335 GERMANY W		34853		93675	
344 ITALY		1667		2448	
347 JAPAN		1489		5796	
354 NETHRLNDS		52		124	
375 SWEDEN		23426		31366	
376 SWITZRLND		241		455	
400 U STATES		84775		325842	
		169699		525156	
ENGINEERS PRECISION TOOLS					5629
100 U KINGDOM		44529		124063	
234 AUSTRALIA				1520	
306 BELGIUM		7905		12812	
318 DENMARK		991		2646	
327 FRANCE				1448	
335 GERMANY W		63807		165605	
344 ITALY		1100		1317	
347 JAPAN		12152		49101	
354 NETHRLNDS				551	
375 SWEDEN		2749		7838	
376 SWITZRLND		17709		78476	
400 U STATES		305609		1794459	
		456551		2239836	
TOOLS N O P					5630
100 U KINGDOM		63571		232373	
231 HONG KONG				101	
234 AUSTRALIA		61		766	
305 AUSTRIA		1062		4936	
317 CZECHO S		805		935	
318 DENMARK				351	
327 FRANCE		1450		10656	
335 GERMANY W		40216		125306	
344 ITALY		3272		5324	
347 JAPAN		19240		53308	
354 NETHRLNDS				57	
359 NORWAY				1842	
375 SWEDEN		3245		18423	
376 SWITZRLND		1047		5189	
400 U STATES		518241		1988115	
		652210		2447682	
FILES MANICURE					5631
100 U KINGDOM		1023		2425	
327 FRANCE				406	
335 GERMANY W		3570		4252	
400 U STATES		1490		6944	
		6083		14027	
TOOLS FOR USE IN MACHINES					5632
100 U KINGDOM		63787		282645	
234 AUSTRALIA				2990	
305 AUSTRIA		868		3134	
306 BELGIUM				215	
318 DENMARK		270		728	
326 FINLAND		100		100	
327 FRANCE		51		231	
335 GERMANY W		11590		37379	
344 ITALY		144		1093	
354 NETHRLNDS		2594		2654	
375 SWEDEN		5440		14459	
376 SWITZRLNO		3282		10237	
400 U STATES		664232		2920436	
		752358		3276301	
AUTOMOBILES FREIGHT NEW	NO				5641
100 U KINGDOM	134	173303	290	348914	
335 GERMANY W	247	240335	740	725237	
400 U STATES	429	2226437	1439	6612074	
	810	2640075	2469	7686225	
AUTOS PASS NEW UNDER 1200 OOL	NO				5642
100 U KINGDOM	2906	2910206	10947	10996832	
317 CZECHO S	22	16449	81	54566	
327 FRANCE	421	353804	423	355587	
335 GERMANY W	1878	1411623	8731	6597653	
344 ITALY	18	14341	19	15349	
400 U STATES			49	43603	
	5245	4706423	20250	18063590	
AUTOS PASS NEW 1200 TO 2100DOL	NO				5643
100 U KINGDOM	1238	1715345	3125	4304864	
327 FRANCE	3	4306	4	6244	
335 GERMANY W	334	498385	864	1276017	
375 SWEDEN	7	8812	54	67573	
400 U STATES	424	813433	1712	2771293	
	2076	3040281	5759	8425991	
AUTOS PASS NEW N O P	NO				5644
100 U KINGDOM	61	188961	127	395629	
335 GERMANY W	16	43969	85	224409	
344 ITALY	1	2396	2	6471	
400 U STATES	998	3150086	4902	16064522	
	1076	3385412	5116	16691031	
MOTOR OMNIBUSES NEW	NO				5645
335 GERMANY W	102	115917	202	245566	
400 U STATES	13	53206	79	1115069	
	115	169123	281	1360635	

IMPORTS INTO CANADA FOR CONSUMPTION

Articles and Countries from which Imported	MONTH OF APRIL 1958		FOUR MONTHS ENDED APRIL 1958		Class Number
	Quantities	Values (\$)	Quantities	Values (\$)	
327 FRANCE				1570	
335 GERMANY W		179		356	
347 JAPAN		168		168	
354 NETHRLNDS				204	
375 SWEDEN		709		1073	
400 U STATES		1226106		4062198	
		1229644		4072822	
OVENS COMMERCIAL BAKERY					5726
100 U KINGDOM				312	
400 U STATES		77073		218394	
		77073		218706	
GAS STOVE THERMOSTATS LIGHTERS					5727
400 U STATES		10357		30893	
		10357		30893	
HEATERS OIL 20 DOLLARS OR OVER	NO				5728
100 U KINGDOM	25	682	28	747	
400 U STATES	1502	76423	4594	237746	
	1527	77105	4622	238493	
METAL STAMPINGS FOR BATHTUBS	CWT				5729
400 U STATES	12872	209995	38298	645424	
	12872	209995	38298	645424	
INDUSTRIAL FURNACES AND PARTS					5730
100 U KINGDOM		7221		22916	
306 BELGIUM				49246	
335 GERMANY W		128		15182	
344 ITALY				7936	
354 NETHRLNDS		39333		39333	
375 SWEDEN		150		150	
400 U STATES		204141		828773	
		250973		963536	
RANGE OIL BURNERS	NO				5731
400 U STATES	128	4414	388	13880	
	128	4414	388	13880	
WATER HEATER PARTS					5733
100 U KINGDOM		1412		4844	
335 GERMANY W		714		714	
400 U STATES		47005		160402	
		49131		165960	
WATER HEATERS GAS	NO				5734
100 U KINGDOM	1	74	161	7444	
335 GERMANY W			25	1416	
400 U STATES	2024	107205	8131	427818	
	2025	107279	8317	436678	
WATER HEATERS ELECTRIC	NO				5735
100 U KINGDOM			433	5641	
335 GERMANY W			540	1627	
400 U STATES	2143	95843	4895	229174	
	2143	95843	5868	236442	
WATER HEATERS N O P	NO				5736
100 U KINGDOM	2	126	4	368	
400 U STATES	232	16674	1282	84810	
	234	16800	1286	85178	
HOUSEHOLD SCALES AND PTS	NO				5737
100 U KINGDDM	27	78	184	633	
335 GERMANY W	388	973	1960	2615	
400 U STATES	14732	55793	51666	186954	
	15147	56844	53810	190202	
SCALES BALANCES PARTS N O P					5738
100 U KINGDDM		10126		20044	
306 BELGIUM		5973		5973	
318 DENMARK				578	
335 GERMANY W		6840		42911	
347 JAPAN				373	
354 NETHRLNDS		6000		6414	
375 SWEDEN		1721		2208	
376 SWITZRLND		13971		77747	
400 U STATES		211347		731853	
		255978		888101	

## IMPORTS INTO CANADA FOR CONSUMPTION

Articles and Countries from which Imported	MONTH OF APRIL 1958		FOUR MONTHS ENDED APRIL 1958		Class Number
	Quantities	Values (\$)	Quantities	Values (\$)	
<b>GROUP 6</b>					
<b>NONFERROUS METALS AND PRODUCTS</b>					
ALUMINA AND BAUXITE N O P	CWT				6001
100 U KINGDOM			34	525	
221 B GUIANA	156681	171204	634243	685900	
356 SURINAM	110052	104860	466688	454348	
400 U STATES	13517	26499	52012	101035	
	280250	302563	1152977	1241808	
BAUXITE ALUMINA FOR REFINING	CWT				6002
224 JAMAICA	684857	2172422	2619130	8305662	
327 FRANCE			58315	215610	
328 FR AFRICA	231836	63096	231836	63096	
356 SURINAM	161280	45947	161280	45947	
400 U STATES	21	319	21	319	
	1077994	2281784	3070582	8630634	
CRYOLITE OR KRYOLITE	CWT				6003
400 U STATES	30	411	406	5533	
	30	411	406	5533	
ALUMINUM PIGS INGOTS BLOCKS	CWT				6004
400 U STATES	70	2207	1299	36044	
	70	2207	1299	36044	
ALUMINUM SCRAP	CWT				6005
400 U STATES			324	4997	
			324	4997	
ALUMINUM ANGLES CHANNELS BEAMS	CWT				6006
100 U KINGDOM	215	10477	987	47754	
335 GERMANY W			3	515	
400 U STATES	246	54902	3778	242609	
	1161	65379	4768	290878	
ALUMINUM BAR ROD AND WIRE RODS	CWT				6007
100 U KINGDOM	970	38700	1470	68498	
306 BELGIUM	24	1190	24	1190	
376 SWITZRLND			38	1555	
389 IRELAND	100	2850	100	2850	
400 U STATES	245	47873	2762	140141	
	2039	90613	4394	214234	
ALUMINUM LEAF OR FOIL					6009
100 U KINGDOM		55805		137302	
335 GERMANY W		324		635	
344 ITALY		3064		3064	
354 NETHRLNDS				454	
400 U STATES		53422		181130	
		112615		322585	
ALUMINUM PIPES AND TUBES	CWT				6010
100 U KINGDOM	584	30336	2296	119297	
335 GERMANY W	4	238	4	238	
400 U STATES	270	23855	1189	117201	
	858	54429	3489	236736	
ALUMINUM PLATES SHEETS STRIPS	CWT				6011
100 U KINGDOM	2525	105307	6665	268554	
305 AUSTRIA	20	678	223	7731	
335 GERMANY W			11	373	
354 NETHRLNDS	1696	61774	3629	131385	
400 U STATES	6064	372851	19430	1191642	
	10305	540610	29958	1599685	
ALUMINUM POWDER AND PASTE	LB				6012
100 U KINGDOM	23510	6876	35750	10615	
400 U STATES	10330	5501	21414	12020	
	33840	12377	57164	22635	
ALUMINUM WIRE AND CABLE	CWT				6013
100 U KINGDOM			638	29295	
400 U STATES	1029	31667	1219	50442	
	1029	31667	1857	79737	
ALUMINUM HOUSEHOLD HOLLOW WARE					6014
100 U KINGDOM		7708		21911	
231 HONG KONG				322	
306 BELGIUM				72	
327 FRANCE				75	
335 GERMANY W		936		1625	
344 ITALY		4044		12380	
347 JAPAN		3583		12103	
372 SPAIN		2057		3252	
376 SWITZRLNO		739		1478	
400 U STATES		123551		489971	
		142618		543189	
ALUMINUM MANUFACTURES N O P					6015
100 U KINGDOM		63826		211326	
231 HONG KONG		264		534	
305 AUSTRIA				65	
318 DENMARK				70	
327 FRANCE		724		2109	
335 GERMANY W		4859		18834	
344 ITALY		4731		11273	
347 JAPAN		12739		32676	
354 NETHRLNOS				1473	
375 SWEDEN		2369		2430	
376 SWITZRLNO		3073		7971	
400 U STATES		985412		3592994	
		1077997		3881755	
BRASS IN BLOCKS INGOTS OR PIGS	CWT				6021
400 U STATES	4	97	4	97	
	4	97	4	97	

IMPORTS INTO CANADA FOR CONSUMPTION

Articles and Countries from which Imported	MONTH OF APRIL 1958		FOUR MONTHS ENDED APRIL 1958		Class Number
	Quantities	Values (\$)	Quantities	Values (\$)	
BRASS SCRAP 400 U STATES	CWT 61	656	135	2353	6022
BRASS IN BARS AND RODS	CWT 61	656	135	2353	6023
100 U KINGDOM	1661	37977	4241	99639	
306 BELGIUM	31	1218	31	1218	
335 GERMANY W			72	3029	
400 U STATES	165	7549	868	44808	
BRASS IN STRIPS SHEETS PLATES	1857	46744	5212	148694	6024
100 U KINGDOM	CWT 1507	47074	9872	276290	
306 BELGIUM			270	7893	
400 U STATES	121	7585	898	57787	
BRASS TUBING	1628	54659	11040	341970	6025
100 U KINGDOM	CWT 54	1796	185	7952	
306 BELGIUM	23	1200	23	1200	
335 GERMANY W	26	873	234	20625	
376 SWITZRLND			2	205	
400 U STATES	932	65732	3802	274468	
METAL CAPS FOR ELEC BATTERIES	1035	69601	4246	304450	6026
400 U STATES		7027		22173	
BRASS HAND PUMPS N O P		7027		22173	6030
100 U KINGDOM				223	
400 U STATES		1976		5753	
BRASS VALVES PLATED OR NOT		1976		5976	6031
100 U KINGDOM		14358		59430	
318 DENMARK		2429		12252	
335 GERMANY W		1067		4305	
344 ITALY		16699		43252	
347 JAPAN				6593	
360 ISRAEL				289	
375 SWEDEN		7570		21066	
400 U STATES		334430		1312824	
BRASS METERS AND PARTS		376553		1460011	6032
100 U KINGDOM		4268		25094	
400 U STATES		35595		141683	
BRASS WIRE N O P		39863		166777	6033
100 U KINGDOM	LB 2100	1498	49919	20220	
400 U STATES	2488	1226	12869	10674	
BRASS WIRE CLOTH OR WOVEN WIRE	4588	2724	62788	30894	6034
100 U KINGDOM		313		1194	
327 FRANCE				723	
335 GERMANY W		401		3423	
344 ITALY				108	
347 JAPAN		2112		4635	
354 NETHRLNDS		93		93	
400 U STATES		9040		12744	
BRASS MANUFACTURES N O P		11959		22920	6035
100 U KINGDOM		95472		271139	
215 INDIA		4513		8408	
225 TRINIDAD				50	
231 HONG KONG		8145		10981	
234 AUSTRALIA		637		1992	
305 AUSTRIA		506		1294	
306 BELGIUM				247	
318 DENMARK		1482		2484	
327 FRANCE		1482		4911	
335 GERMANY W		10220		27716	
344 ITALY		7046		27706	
347 JAPAN		8058		32910	
354 NETHRLNDS		494		5006	
360 ISRAEL		1273		7832	
372 SPAIN				819	
375 SWEDEN		1711		6387	
376 SWITZRLND		574		2946	
400 U STATES		846193		3547615	
BRASS WIRE FOR FOURORINIER		987806		3960443	6036
PLUMBERS BRASS GOODS					6037
100 U KINGDOM		9385		43077	
335 GERMANY W		2255		7279	
344 ITALY		27532		83885	
347 JAPAN		26399		41255	
354 NETHRLNDS				25276	
375 SWEDEN				390	
376 SWITZRLNO		1090		1090	
400 U STATES		382337		1335340	
COPPER IN BLOCKS PIGS INGOTS	CWT 6	235	6	235	6042
400 U STATES	6	235	6	235	
COPPER SCRAP	CWT 732	15754	2674	58593	6043
400 U STATES	732	15754	2674	58593	
COPPER BARS FOR ELECTRIC WIRES	CWT 562	13762	562	13762	6044
100 U KINGDOM	1101	36373	9988	330619	
400 U STATES	1663	50135	10550	344381	

## IMPORTS INTO CANADA FOR CONSUMPTION

Articles and Countries from which Imported	MONTH OF APRIL 1958		FOUR MONTHS ENDED APRIL 1958		Class Number
	Quantities	Values (\$)	Quantities	Values (\$)	
COPPER IN BARS OR RODS N O P 100 U KINGDOM 400 U STATES	CWT 4 4	 293 293	 62 1116	 2026 35709	6046
COPPER IN STRIPS SHEETS PLATES 100 U KINGDOM 207 UN SO AFR 347 JAPAN 400 U STATES	CWT 855 63 918	 27742 3839 31581	 3831 1 20 228 4080	 123887 228 702 14735 139552	6047
COPPER TUBING 100 U KINGDOM 335 GERMANY W 400 U STATES	CWT 3531 1132 4663	 113984 46477 160461	 7563 5 5146 12714	 257977 319 199624 457920	6048
COPPER ROLLERS FOR WALL PAPER 100 U KINGDOM 400 U STATES		 3676 236 3912		 9622 3841 13463	6049
COPPER WIRE N O P 100 U KINGDOM 400 U STATES	LB 97 9600 9697	 109 3274 3383	 23453 23426 46879	 9826 15483 25309	6050
COPPER WIRE CLOTH WOVEN WIRE 100 U KINGDOM 335 GERMANY W 400 U STATES		 499 499		 561 384 1003 1948	6051
COPPER MANUFACTURES OF N O P 100 U KINGDOM 207 UN SO AFR 215 INDIA 231 HONG KONG 306 BELGIUM 318 DENMARK 335 GERMANY W 344 ITALY 347 JAPAN 354 NETHRLNDS 376 SWITZRLND 400 U STATES		 10264    72 549    77138 88023		 24066 107 85 66 184 72 1114 3115 1868 3097 733 309338 343845	6052
LEAD IN PIGS AND BLOCKS 100 U KINGDOM 352 MEXICO 400 U STATES	LB 400006 2203 402209	 37437 781 38218	 33593 400006 8295 441894	 3579 37437 2840 43856	6061
LEAD OLD AND SCRAP 354 NETHRLNDS 400 U STATES	LB		 8830 1519 10349	 662 235 897	6062
LEAD IN BARS AND SHEETS 100 U KINGDOM 306 BELGIUM	LB		 12115 43229 55344	 1426 4513 5939	6063
LEAD CAPSULES FOR BOTTLES 100 U KINGDOM 335 GERMANY W 354 NETHRLNDS 400 U STATES		 882 6086 6968		 4342 7578 6970 293 19183	6065
LEAD MANUFACTURES N O P 100 U KINGDOM 306 BELGIUM 335 GERMANY W 347 JAPAN 354 NETHRLNDS 360 ISRAEL 400 U STATES		 6397 53 218 92 14930 21690		 20631 287 129 298 2693 99 51978 76115	6068
RODS 90 PC NICKEL FOR WIRE 400 U STATES	LB 3433 3433	 4660 4660	 14141 14141	 19362 19362	6070
NICKEL NICKEL SILVER IN INGOTS 400 U STATES	LB 40 40	 172 172	 206781 206781	 59159 59159	6071
NICKEL BARS RODS STRIPS SHEETS 100 U KINGDOM 400 U STATES	LB 653 294617 295270	 4500 280387 284887	 3264 1278337 1281601	 13945 1238922 1252867	6072
NICKEL SILVER BARS RODS STRIPS 400 U STATES	LB		 1459 1459	 1726 1726	6073
NICKEL CHROMIUM IN BARS RODS 100 U KINGDOM 400 U STATES	LB 3054 3054	 3669 3669	 5009 8172 13181	 7195 10120 17315	6074
NICKEL MANUFACTURES NOT PLATED 100 U KINGDOM 344 ITALY 400 U STATES		 1483 51 9951 11485		 7065 749 32742 40556	6075
NICKEL AND PLATED HOLLOW WARE 400 U STATES				 442 442	6076



IMPORTS INTO CANADA FOR CONSUMPTION

Articles and Countries from which Imported	MONTH OF APRIL 1958		FOUR MONTHS ENDED APRIL 1958		Class Number
	Quantities	Values (\$)	Quantities	Values (\$)	
NICKEL PLATED WARE N O P					6077
100 U KINGDOM		15132		39899	
231 HONG KONG				687	
305 AUSTRIA		2679		2679	
313 CHINA				180	
327 FRANCE		54		330	
335 GERMANY W		19663		50758	
344 ITALY		2090		6164	
347 JAPAN		1478		13285	
354 NETHRLNDS				679	
372 SPAIN				337	
375 SWEDEN		273		1675	
376 SWITZRLND				858	
400 U STATES		89509		392299	
		130878		509830	
ELECTRO PLATED WARE GILT WARE					6082
100 U KINGDOM		105553		344350	
207 UN SO AFR		466		957	
215 INDIA		131		131	
231 HONG KONG		7700		20196	
234 AUSTRALIA		7162		8275	
305 AUSTRIA		4331		6321	
306 BELGIUM		134		134	
317 CZECHO S		604		2505	
318 DENMARK		630		1079	
327 FRANCE		927		3628	
335 GERMANY W		50603		134978	
344 ITALY		11200		52882	
347 JAPAN		36968		151399	
354 NETHRLNDS		2608		4443	
359 NORWAY		115		444	
372 SPAIN		204		544	
375 SWEDEN		3252		3628	
376 SWITZRLND		176		5046	
400 U STATES		1021791		3602096	
		1254555		4343036	
GOLD SILVER SWEEPS GOLD FRINGE					6084
100 U KINGDOM				379	
327 FRANCE		1010		4347	
400 U STATES		1142		1142	
		2152		5868	
GOLD SILVER DUTCH METAL LEAF					6085
100 U KINGDOM		6878		23306	
335 GERMANY W		73		2095	
344 ITALY				280	
400 U STATES		7228		28317	
		14179		53998	
GOLD MANUFACTURES N O P					6086
100 U KINGDOM		654		1211	
335 GERMANY W				288	
344 ITALY		483		483	
372 SPAIN		361		361	
400 U STATES		8646		27854	
		10144		30197	
PLATINUM PALLADIUM IRIIDIUM					6087
100 U KINGDOM		581371		2277197	
400 U STATES		2939		29858	
		584310		2307055	
PLATINUM CRUCIBLES					6088
400 U STATES		71764		432895	
		71764		432895	
SILVER UNMANUFACTURED	02				6091
100 U KINGDOM	2014	1778	2014	1778	
400 U STATES	269	231	269	231	
	2283	2009	2283	2009	
TOILET ARTICLES OF STERLING					6093
100 U KINGDOM		1091		1905	
400 U STATES		357		1707	
		1448		3612	
SILVER MANUFACTURES N O P					6094
100 U KINGDOM		28483		94857	
207 UN SO AFR				272	
231 HONG KONG				61	
305 AUSTRIA				125	
306 BELGIUM		99		99	
318 DENMARK		7342		12892	
327 FRANCE		463		2005	
335 GERMANY W		2240		5473	
344 ITALY		636		636	
347 JAPAN				53	
352 MEXICO		515		1303	
354 NETHRLNDS				608	
359 NORWAY				140	
375 SWEDEN		325		1189	
376 SWITZRLND		54		54	
384 P RICO				3162	
400 U STATES		21289		53845	
		61446		176774	
TIN BLOCKS PIGS OR BARS	CWT				6101
100 U KINGDOM	1121	102058	1345	122584	
218 MALAYA	4368	395602	8288	757901	
306 BELGIUM	1008	91210	3920	351413	
335 GERMANY W			232	19993	
354 NETHRLNDS	896	80916	1120	101302	
400 U STATES	305	28042	1875	174165	
	7698	697828	16780	1527358	

## IMPORTS INTO CANADA FOR CONSUMPTION

Articles and Countries from which imported	MONTH OF APRIL 1958		FOUR MONTHS ENDED APRIL 1958		Class Number
	Quantities	Values (\$)	Quantities	Values (\$)	
TINFOIL	LB				6102
400 U STATES	2511	2108	9029	9140	
	2511	2108	9029	9140	
COLLAPSIBLE TUBES OF METAL					6103
400 U STATES		5105		19469	
		5105		19469	
ZINC BLOCKS PIGS BARS PLATES	CWT				6112
306 BELGIUM			28	418	
400 U STATES	57	794	446	8493	
	57	794	474	8911	
ZINC STRIP AND SHEETS	CWT				6113
100 U KINGDOM	18	2346	630	11775	
306 BELGIUM	304	4470	1153	18678	
327 FRANCE	16	336	24	502	
400 U STATES	1104	32425	4931	137983	
	1442	39577	6738	168938	
ZINC DUST	CWT				6115
100 U KINGDOM	51	731	1802	24269	
400 U STATES	5	74	752	11139	
	56	805	2554	35408	
ZINC MANUFACTURES N O P					6116
100 U KINGDOM		3480		8139	
231 HONG KONG				329	
306 BELGIUM		841		841	
335 GERMANY W		393		7609	
347 JAPAN		1827		1827	
359 NORWAY		2560		2560	
400 U STATES		172278		613915	
		181379		635220	
ZINC SLUGS FOR DRY BATTERIES					6117
100 U KINGDOM				1909	
400 U STATES		16341		79613	
		16341		81522	
ALLOYS OF COPPER					6119
100 U KINGDOM		5672		13256	
400 U STATES		31261		93573	
		36933		106829	
ALLOYS OF MAGNESIUM					6120
100 U KINGDOM				4653	
400 U STATES		57246		128339	
		57246		132992	
BABBITT METAL IN BLOCKS BARS	CWT				6121
100 U KINGDOM			10	887	
400 U STATES	6	639	77	7581	
	6	639	87	8468	
BRITANNIA METAL AND MFRS					6123
100 U KINGDOM		155		1983	
347 JAPAN				1773	
400 U STATES		607		3417	
		762		7173	
CHROMIUM TUNGSTEN FOR ALLOYS	LB				6124
100 U KINGDOM			18318	2362	
305 AUSTRIA			18	228	
354 NETHRLNDS	33	203	118	2956	
400 U STATES	1228	7093	6396	55326	
	1261	7296	24850	60872	
ALLOY SLUGS CAST WITH DIAMONDS					6125
400 U STATES		1008		3906	
		1008		3906	
PHOSPHOR TIN PHOSPHOR BRONZE	LB				6126
100 U KINGDOM	90098	45236	363790	189362	
335 GERMANY W	33600	23837	69200	49280	
400 U STATES	4613	3765	51133	45669	
	128311	72838	484123	284311	
WATCHES OVER ONE JEWEL					6127
100 U KINGDOM		105		401	
231 HONG KONG				50	
327 FRANCE		1825		10405	
335 GERMANY W		8674		26476	
354 NETHRLNDS		162		2784	
376 SWITZRLND		78251		263032	
383 HAWAII				80	
400 U STATES		1046		5514	
		90063		308742	
WATCHES ONE OR NO JEWEL					6128
335 GERMANY W		256		308	
376 SWITZRLND		26069		85596	
400 U STATES		169		1935	
		26494		87839	
WATCH ACTIONS OVER ONE JEWEL					6129
100 U KINGDOM		124		3991	
327 FRANCE		8486		25479	
335 GERMANY W		29255		92085	
375 SWEDEN				134	
376 SWITZRLND		236843		845283	
400 U STATES		20993		52132	
		295701		1019304	
WATCH ACTIONS ONE OR NO JEWEL					6130
100 U KINGDOM		35055		70382	
327 FRANCE		834		907	
335 GERMANY W		5704		12511	
376 SWITZRLND		17955		66898	
400 U STATES		494		1574	
		60042		152272	
CLOCKS N O P	NO				6131
100 U KINGDOM	150	1871	852	8730	

IMPORTS INTO CANADA FOR CONSUMPTION

109

Articles and Countries from which Imported	MONTH OF APRIL 1958		FOUR MONTHS ENDED APRIL 1958		Class Number
	Quantities	Values (\$)	Quantities	Values (\$)	
305 AUSTRIA	1	136	1	136	
327 FRANCE			1	58	
335 GERMANY W	10721	37392	26130	98557	
344 ITALY			501	611	
347 JAPAN			765	1201	
375 SWEDEN	14	162	14	162	
376 SWITZRLND	33	294	198	2381	
400 U STATES	15749	74254	29932	160372	
	26668	114109	58394	272208	
CLOCK MOVEMENTS AND CASES					6132
100 U KINGDOM		2299		11942	
335 GERMANY W		1213		3050	
400 U STATES		17315		49671	
		20827		64663	
PARTS OF CLOCK MOVEMENTS					6133
100 U KINGDOM		6948		23084	
306 BELGIUM				1996	
327 FRANCE		1189		1189	
335 GERMANY W		736		2373	
354 NETHRLNDS		104		1938	
359 NORWAY				2920	
376 SWITZRLND		95		337	
400 U STATES		32471		134549	
		41543		168386	
TIME RECORDERS					6134
100 U KINGDOM				4797	
225 TRINIDAD				4404	
335 GERMANY W				8135	
376 SWITZRLND		156		2104	
400 U STATES		24769		59463	
		24925		78903	
ALARM CLOCKS					6135
100 U KINGDOM	96	162	2112	2838	
327 FRANCE			4000	5000	
335 GERMANY W	38919	62349	107258	176971	
344 ITALY	930	1226	1380	2074	
347 JAPAN	546	1037	846	1666	
375 SWEDEN			25	135	
376 SWITZRLND	387	1843	1374	5457	
400 U STATES	746	1751	941	2370	
	41624	68368	117936	196511	
WATCH CASES AND PARTS					6136
100 U KINGDOM		1690		5811	
220 BERMUDA		960		960	
231 HONG KONG		1780		7627	
327 FRANCE		9925		34571	
335 GERMANY W		8525		31073	
347 JAPAN		172		285	
376 SWITZRLND		21669		82998	
400 U STATES		62792		256472	
		107513		419797	
PARTS OF WATCH MOVEMENTS					6138
100 U KINGDOM		4781		23482	
327 FRANCE		167		3927	
335 GERMANY W		517		3262	
376 SWITZRLND		29851		85832	
400 U STATES		16430		53197	
		51746		169700	
BATTERIES FLASHLIGHT AND PARTS					6139
100 U KINGDOM		71		71	
231 HONG KONG		10622		22398	
347 JAPAN				561	
400 U STATES		19517		42459	
		30210		65489	
BATTERIES HEARING AID AND PTS					6140
100 U KINGDOM				255	
400 U STATES		21325		182525	
		21325		182780	
BATTERIES ELECTRIC PRIMARY NOP					6141
100 U KINGDOM		4823		46683	
231 HONG KONG		200		1255	
318 DENMARK				64	
327 FRANCE				173	
335 GERMANY W				4452	
347 JAPAN		1577		6658	
400 U STATES		56216		237115	
		62816		296400	
BATTERIES STORAGE N O P PARTS					6142
100 U KINGDOM		26580		111459	
327 FRANCE		10322		30898	
335 GERMANY W		2040		6348	
347 JAPAN		1223		1223	
375 SWEDEN				6717	
400 U STATES		111065		494782	
		151230		651427	
APPARATUS ELECTRIC HEATING NOP					6143
100 U KINGDOM		5872		21422	
306 BELGIUM				4066	
335 GERMANY W		723		8536	
354 NETHRLNDS		31230		31230	
375 SWEDEN		325		325	
376 SWITZRLND				180	
384 P RICO		4372		7167	
400 U STATES		138940		581546	
		181462		654472	

## IMPORTS INTO CANADA FOR CONSUMPTION

Articles and Countries from which Imported	MONTH OF APRIL 1958		FOUR MONTHS ENDED APRIL 1958		Class Number
	Quantities	Values (\$)	Quantities	Values (\$)	
DYNAMOS GENERATORS AND PTS NOP					6144
100 U KINGDOM		231364		674005	
306 BELGIUM				38600	
318 DENMARK		6149		6149	
327 FRANCE		936		936	
335 GERMANY W		3635		11021	
347 JAPAN				975	
359 NORWAY		1128		1128	
375 SWEDEN				1889	
376 SWITZRLND		177341		363031	
400 U STATES		929965		3393580	
		1350518		4491314	
FUSES FUSE PLUGS CUT OUTS PARTS					6145
100 U KINGDOM		11532		45338	
327 FRANCE				598	
335 GERMANY W				110	
376 SWITZRLND				972	
400 U STATES		91441		413511	
		102973		460529	
FLUORESCENT TUBES ARC LAMPS	NO				6146
100 U KINGDOM			40	198	
354 NETHRLNDS	2328	1092	2981	3805	
400 U STATES	41267	49962	120876	130341	
	43595	51054	123897	134344	
LAMPS ELECTRIC INCANDESCENT	NO				6148
100 U KINGDOM	5890	395	20347	3961	
231 HONG KONG			28000	577	
306 BELGIUM			15984	2161	
335 GERMANY W	9035	1002	29899	2923	
347 JAPAN	1894500	35267	6939500	138205	
354 NETHRLNDS	88255	4958	107386	9549	
375 SWEDEN	150	425	700	695	
376 SWITZRLND			225	224	
400 U STATES	771592	225960	2693444	940838	
	2769422	268007	9835485	1099133	
LIGHTS HEAD SIDE TAIL TORCHES					6149
100 U KINGDOM		20709		41286	
231 HONG KONG		16130		49345	
317 CZECHO S				127	
335 GERMANY W		11607		19669	
344 ITALY		101		101	
347 JAPAN		5110		9531	
354 NETHRLNDS		2176		16554	
390 GERMANY E				120	
400 U STATES		105695		439393	
		161528		576126	
ELECTRIC LIGHT FIXTURES N O P					6150
100 U KINGDOM		8006		19226	
231 HONG KONG		285		1837	
305 AUSTRIA		981		2819	
317 CZECHO S		2613		7148	
318 DENMARK		1057		2241	
327 FRANCE		4130		4766	
335 GERMANY W		17011		64704	
340 HUNGARY				71	
344 ITALY		10168		23247	
347 JAPAN		1066		19109	
354 NETHRLNDS		4022		13424	
359 NORWAY		134		542	
360 ISRAEL				450	
366 PORTUGAL				443	
372 SPAIN		944		1493	
375 SWEDEN		311		2087	
376 SWITZRLND		60		290	
389 IRELAND				110	
390 GERMANY E				236	
400 U STATES		580989		1984930	
		631777		2149173	
LIGHTNING ARRESTERS REACTORS					6151
100 U KINGDOM		7257		37758	
375 SWEDEN		2338		2338	
376 SWITZRLND		8809		8809	
400 U STATES		19692		103442	
		38096		152347	
MAGNETOS FOR GAS ENGINES					6152
400 U STATES		2928		25194	
		2928		25194	
METERS ELECTRIC AND PARTS NOP					6153
100 U KINGDOM		7704		47875	
318 DENMARK		263		2572	
335 GERMANY W		446		3714	
347 JAPAN		1913		11787	
354 NETHRLNDS		237		345	
376 SWITZRLND		4301		15167	
400 U STATES		211666		895257	
		226530		976717	
MOTORS ELECTRIC UNDER 10 DOL	NO				6154
100 U KINGDOM	20	61	1472	7325	
335 GERMANY W	6	50	56	297	
344 ITALY			70	375	
347 JAPAN	30	51	30	51	
354 NETHRLNDS	3384	9004	3524	9358	
400 U STATES	8918	38445	28524	109824	
	12358	47611	33676	127230	
MOTORS ELECTRIC NOP AND PARTS					6155
100 U KINGDOM		255546		879461	

IMPORTS INTO CANADA FOR CONSUMPTION

111

Articles and Countries from which Imported	MONTH OF APRIL 1958		FOUR MONTHS ENDED APRIL 1958		Class Number
	Quantities	Values (\$)	Quantities	Values (\$)	
306 BELGIUM		2003		9385	
317 CZECHOSLOVAKIA				72	
318 DENMARK		485		2015	
327 FRANCE				2402	
335 GERMANY W		7548		25203	
344 ITALY		71		71	
347 JAPAN				532	
352 MEXICO				71	
354 NETHERLANDS		657		10633	
359 NORWAY		261		1789	
375 SWEDEN		816		8390	
376 SWITZERLAND		606		8837	
381 ALASKA				98	
400 U STATES		1202023		4769935	
		1470016		5718894	
RHEOSTATS CONTROLLERS STARTERS					6156
100 U KINGDOM		41888		134850	
231 HONG KONG				220	
305 AUSTRIA				433	
318 DENMARK				3267	
335 GERMANY W				964	
376 SWITZERLAND		29725		49891	
400 U STATES		798975		3270331	
		870588		3459956	
SAD IRONS ELECTRIC AND PARTS					6157
100 U KINGDOM		8277		15459	
335 GERMANY W				441	
400 U STATES		16496		140075	
		24773		155975	
SELFCONTAINED LIGHTING OUTFITS					6158
400 U STATES		640		6549	
		640		6549	
SOCKETS OUTLETS RECEPTACLES					6159
100 U KINGDOM		100		1334	
335 GERMANY W				406	
354 NETHERLANDS		1337		1389	
400 U STATES		107465		577574	
		108902		580703	
SPARK PLUGS MAGNETOS IGNITION					6160
100 U KINGDOM		4902		24832	
335 GERMANY W		3629		9345	
347 JAPAN				882	
376 SWITZERLAND				520	
400 U STATES		106785		377358	
		115316		412937	
SWITCHES SWITCHBOARDS AND PTS					6161
100 U KINGDOM		103822		421591	
305 AUSTRIA		186		1277	
306 BELGIUM				1000	
327 FRANCE		2899		62920	
335 GERMANY W		168366		177493	
347 JAPAN		1571		2591	
354 NETHERLANDS		660		939	
375 SWEDEN		345		8046	
376 SWITZERLAND		80391		626945	
384 P RICO				2146	
400 U STATES		777912		3175812	
		1136152		4480760	
SWITCHGEAR FOR MINES					6162
100 U KINGDOM		262		18885	
400 U STATES				19010	
		262		37895	
TELEGRAPH APPARATUS AND PARTS					6163
100 U KINGDOM		8166		94578	
234 AUSTRALIA		3845		3845	
318 DENMARK				960	
335 GERMANY W		73595		438381	
400 U STATES		293546		1715782	
		379152		2253546	
TELEPHONE APPARATUS AND PARTS					6164
100 U KINGDOM		296380		1442555	
234 AUSTRALIA				9259	
305 AUSTRIA				2399	
306 BELGIUM				167	
318 DENMARK		4294		6266	
335 GERMANY W		1974		3431	
344 ITALY		29149		169855	
347 JAPAN				520	
375 SWEDEN		5077		20188	
376 SWITZERLAND				3905	
400 U STATES		921641		4109312	
		1258515		5767857	
TRANSFORMERS AND PARTS N O P					6165
100 U KINGDOM		127602		601661	
318 DENMARK				261	
327 FRANCE		14323		35132	
335 GERMANY W		20393		59826	
344 ITALY				1016	
347 JAPAN		559		2520	
354 NETHERLANDS		688		3395	
375 SWEDEN		25319		93454	
376 SWITZERLAND		41166		162488	
400 U STATES		496355		2164537	
		726405		3124290	
RADIO TUBES					6166
100 U KINGDOM	NO	5649	6095	27941	49875

## IMPORTS INTO CANADA FOR CONSUMPTION

Articles and Countries from which Imported	MONTH OF APRIL 1958		FOUR MONTHS ENDED APRIL 1958		Class Number
	Quantities	Values (\$)	Quantities	Values (\$)	
327 FRANCE	2	178	2	178	6167
335 GERMANY W			551	503	
347 JAPAN	180	108	1756	1997	
354 NETHRLNDS	93173	35812	379243	139859	
375 SWEDEN	1400	4066	3849	16584	
400 U STATES	687255	655935	2641276	2738988	
	787659	702194	3054618	2947984	
RADIO APPARATUS N O P					
100 U KINGDOM		401187		1222011	
318 DENMARK		806		1794	
327 FRANCE				321	
335 GERMANY W		25102		198486	
344 ITALY		2060		4467	
347 JAPAN		5796		17979	
354 NETHRLNDS		90214		144530	
375 SWEDEN		3597		8195	
381 ALASKA				54	
400 U STATES		2003131		8734645	
		2531893		10332482	
ELECTRIC DRY SHAVING MACHINES	NO				6168
100 U KINGDOM		4510		4743	
335 GERMANY W		1418	1295	5721	
347 JAPAN	174	2875	6044	10799	
354 NETHRLNDS	1500			173576	
376 SWITZRLND	8044	43638	39821	716	
			98		
384 P RICO	2040	10552	2040	10552	
400 U STATES	20308	335833	66629	825071	
	32066	398826	115927	1031178	
ELECT STEAM GENERATORS AND PTS	NO				6169
100 U KINGDOM		1938652	2	3251458	
375 SWEDEN	1	130824	1	130824	
376 SWITZRLND				452542	
400 U STATES		6356	3	168832	
	1	2075832	6	4003656	
ELECTRIC APPARATUS N O P					6170
100 U KINGDOM		91531		377043	
231 HONG KONG				151	
234 AUSTRALIA				4682	
305 AUSTRIA		504		504	
306 BELGIUM		222		420	
318 DENMARK		349		1519	
327 FRANCE		8604		13166	
335 GERMANY W		5848		16273	
338 HAITI				200	
340 HUNGARY				361	
344 ITALY				98	
347 JAPAN		5590		17254	
354 NETHRLNDS		9902		44059	
375 SWEDEN		3830		16345	
376 SWITZRLND		26023		117737	
384 P RICO				4964	
400 U STATES		2033547		9095543	
		2185950		9710319	
ELECTRIC PRECISION INSTRUMENTS					6171
100 U KINGDOM		68584		298441	
207 UN SO AFR		20456		65318	
225 TRINIDAD		3943		13256	
305 AUSTRIA		239		239	
318 DENMARK		2818		11332	
327 FRANCE		1092		1092	
335 GERMANY W		8693		32315	
344 ITALY				2229	
347 JAPAN		3840		9106	
354 NETHRLNDS		1811		34752	
376 SWITZRLND		703		14350	
384 P RICO				407	
400 U STATES		1382413		5389527	
		1494592		5872364	
ELECTRIC OR GAS WELDING APP					6172
100 U KINGDOM		33155		54947	
327 FRANCE				511	
335 GERMANY W		5996		10194	
375 SWEDEN		221		3013	
376 SWITZRLND		1176		4126	
400 U STATES		401644		1583424	
		442192		1656215	
RADIO RECEIVING SETS	NO				6173
100 U KINGDOM	572	18853	1849	50712	
305 AUSTRIA	35	1212	109	3148	
306 BELGIUM			76	652	
318 DENMARK			1	171	
327 FRANCE			1	74	
335 GERMANY W	1867	101772	6602	340052	
347 JAPAN	7140	79042	20501	230462	
354 NETHRLNDS	858	23117	2688	74035	
359 NORWAY	1	69	8	496	
375 SWEDEN			1	140	
381 ALASKA	1	60	1	60	
400 U STATES	2802	121654	13946	498982	
	13276	345779	45783	1198984	
TELEVISION RECEIVING SETS	NO				6174
344 ITALY			1	50	
381 ALASKA			1	75	
400 U STATES	245	41809	1744	227119	
	245	41809	1746	227244	

IMPORTS INTO CANADA FOR CONSUMPTION

113

Articles and Countries from which Imported	MONTH OF APRIL 1958		FOUR MONTHS ENDED APRIL 1958		Class Number
	Quantities	Values (\$)	Quantities	Values (\$)	
RADIO SET PARTS					6175
100 U KINGDOM		254417		555002	
327 FRANCE				3463	
335 GERMANY W		3122		36087	
347 JAPAN				154	
354 NETHRLNDS		41867		126551	
376 SWITZRLND		243		775	
400 U STATES		280392		964650	
		580041		1686682	
RADIO TUBE PARTS					6176
100 U KINGDOM		2830		18494	
335 GERMANY W		395		395	
344 ITALY		945		10812	
354 NETHRLNDS		4614		12089	
375 SWEDEN				511	
400 U STATES		580679		2218244	
		589463		2260545	
SOUND EQUIPMENT N O P					6177
100 U KINGDOM		32216		104323	
231 HONG KONG				60	
234 AUSTRALIA				307	
306 BELGIUM				111	
318 DENMARK				368	
335 GERMANY W		2592		10391	
344 ITALY				85	
347 JAPAN		2349		7325	
354 NETHRLNDS		680		4527	
375 SWEDEN		283		283	
376 SWITZRLND		1435		1509	
400 U STATES		241252		979972	
		280807		1109261	
TAPE RECORDERS AND PARTS	NO				6178
100 U KINGDOM	9	780	340	35226	
335 GERMANY W	147	9950	256	22308	
347 JAPAN	1	53	10	640	
354 NETHRLNDS	400	24825	1179	67179	
375 SWEDEN	8	1777	8	1777	
376 SWITZRLND			8	2373	
400 U STATES	1422	182047	6456	743244	
	1987	219432	8257	872747	
LIGHTING FIXTURES GAS COAL OIL					6181
100 U KINGDOM		9745		17722	
231 HONG KONG		584		4192	
317 CZECHO S		530		530	
318 DENMARK				55	
327 FRANCE				54	
335 GERMANY W		261		660	
344 ITALY		390		774	
347 JAPAN		1992		3725	
354 NETHRLNDS		676		3086	
375 SWEDEN		297		297	
376 SWITZRLND				59	
400 U STATES		13672		70229	
		28147		101383	
GAS MANTLES GAS BURNERS					6182
354 NETHRLNDS				85	
400 U STATES		4137		11800	
		4137		11885	
GAS METERS AND PARTS					6183
100 U KINGDOM		18747		81001	
400 U STATES		104674		542913	
		123421		623914	
PLATES CYLINDERS ENGRAVERS					6191
100 U KINGDOM		97		1741	
327 FRANCE				153	
335 GERMANY W		152		423	
354 NETHRLNDS				2712	
376 SWITZRLND				133	
400 U STATES		77926		311562	
		78175		316724	
PLATES PRINTING 2 COLOURS					6192
100 U KINGDOM		2325		4578	
335 GERMANY W				454	
347 JAPAN		68		68	
376 SWITZRLND				671	
400 U STATES		17560		67136	
		19953		72907	
PLATES FOR PRINTING MUSIC					6193
354 NETHRLNDS		1624		1624	
400 U STATES		887		12958	
		2511		14582	
STEREOTYPES ELECTROTYPES NOP	sq in				6194
400 U STATES	5745	786	57947	9222	
	5745	786	57947	9222	
MATRICES FOR STEREOTYPES 475A	sq in				6195
400 U STATES	26141	230	77325	1279	
	26141	230	77325	1279	
STEREOTYPES FOR BOOKS	sq in				6196
100 U KINGDOM	465	93	1500	278	
335 GERMANY W			16000	1175	
376 SWITZRLND	240	68	240	68	
400 U STATES	321804	24400	1450933	92035	
	322509	24561	1468673	93556	
STEREOTYPES FOR ADVERTISEMENTS	sq in				6197
100 U KINGDOM	487	76	2850	301	
335 GERMANY W			15150	209	

## IMPORTS INTO CANADA FOR CONSUMPTION

Articles and Countries from which Imported	MONTH OF APRIL 1958		FOUR MONTHS ENDED APRIL 1958		Class Number
	Quantities	Values (\$)	Quantities	Values (\$)	
376 SWITZRLND			338	115	
400 U STATES	199771	10427	927375	49207	
	200258	10503	945713	49832	
TYPE PRINTING CHASES QUOINS					6199
100 U KINGDOM		2794		7917	
231 HONG KONG		391		1349	
335 GERMANY W		5247		12812	
400 U STATES		18275		68175	
		26707		90253	
PRINTG PLATES FOR PUBLICATIONS					6200
100 U KINGDOM		79		530	
400 U STATES		30168		166076	
		30247		166606	
MOULDING MATERIAL ELECTROTYPE					6201
400 U STATES		4138		8863	
		4138		8863	
TUNGSTEN BEARING ORES					6208
308 BOLIVIA	CWT		1104	44547	
348 KOREA			560	20837	
400 U STATES			1018	61697	
			2682	127081	
CHROME ORE					6210
400 U STATES	CWT				
	50	153	3024	10620	
	50	153	3024	10620	
ANTIMONY OR REGULUS OF					6211
313 CHINA	LB		50706	8780	
			50706	8780	
BISMUTH METALLIC NATURAL					6212
400 U STATES	LB				
			3280	6835	
			3280	6835	
COBALT ORE					6215
	CWT				
MANGANESE ORE					6216
	CWT				
100 U KINGDOM	63	455	406	5997	
327 FRANCE	29	174	29	174	
352 MEXICO	26880	68161	26880	68161	
400 U STATES	8452	58546	26934	195970	
	35424	127336	54249	270302	
ORES OF METALS N O P					6217
234 AUSTRALIA	CWT		196	1610	
352 MEXICO			3034	74712	
363 PERU			44279	255956	
400 U STATES			9434	74405	
	1941	14502			
	1941	14502	56943	406683	
MERCURY OR QUICKSILVER					6218
100 U KINGDOM	LB				
312 CHILE	15	187	15	187	
352 MEXICO			1560	3940	
400 U STATES	380	1090	4782	14027	
	5253	14786	13813	42657	
	5648	16063	20170	60811	
ANODES NICKEL ZINC COPPER ETC					6219
335 GERMANY W				296	
400 U STATES		3512		10480	
		3512		10776	
ARTICLES FOR AGRIC IMPLEMENTS					6220
100 U KINGDOM				1449	
400 U STATES		25258		179689	
		25258		181138	
ARTICLES FOR STORAGE BATTERIES					6221
400 U STATES		29467		82606	
		29467		82606	
BELLS FOR CHURCHES					6222
100 U KINGDOM		650		650	
327 FRANCE		32052		53108	
354 NETHRLNDS		24981		25919	
376 SWITZRLND				1122	
400 U STATES		2078		36256	
		59761		117055	
BELLS AND GONGS N O P					6223
100 U KINGDOM		406		1031	
215 INDIA		106		212	
335 GERMANY W		4244		6550	
376 SWITZRLND				354	
400 U STATES		13917		63364	
		18673		71511	
SLIDE OR ZIPPER FASTENERS					6225
100 U KINGDOM		234		869	
335 GERMANY W				524	
347 JAPAN				92	
400 U STATES		6469		23846	
		6703		25331	
BUCKLES CLASPS EYELETS HOOKS					6226
100 U KINGDOM		13661		33167	
305 AUSTRIA		152		152	
317 CZECHO S		160		160	
327 FRANCE				63	
335 GERMANY W		11275		23254	
344 ITALY				1902	
347 JAPAN				536	
354 NETHRLNDS				201	
376 SWITZRLND		204		260	
400 U STATES		147174		560761	
		172626		620456	
CAGES ANIMAL OF WIRE AND PARTS					6227
100 U KINGDOM		12367		14432	
306 BELGIUM				2505	



IMPORTS INTO CANADA FOR CONSUMPTION

115

Articles and Countries from which Imported	MONTH OF APRIL 1958		FOUR MONTHS ENDED APRIL 1958		Class Number
	Quantities	Values (\$)	Quantities	Values (\$)	
335 GERMANY W		1684		3643	
347 JAPAN		95		190	
400 U STATES		8918		26344	
CHRONOMETERS COMPASSES SHIPS		23064		47114	6228
100 U KINGDOM		36877		84260	
335 GERMANY W		116		1666	
354 NETHRLNDS		299		299	
375 SWEDEN				198	
400 U STATES		15400		47074	
METAL ARTICLES FOR JEWELLERY		52692		133497	6229
100 U KINGDOM		1542		7439	
335 GERMANY W		1337		3907	
347 JAPAN		477		477	
400 U STATES		28019		121264	
ARTICLES FOR USE IN FISHERIES		31375		133087	6230
100 U KINGDOM		4851		11242	
318 DENMARK		205		774	
327 FRANCE				288	
347 JAPAN		4591		34660	
354 NETHRLNDS				3708	
359 NORWAY		142		3337	
366 PORTUGAL		171		2636	
400 U STATES		18197		85279	
ARTICLES N O P FOR MFR SHIPS		28157		141924	6232
100 U KINGDOM		178008		1969158	
318 DENMARK				242	
335 GERMANY W		1151		41325	
347 JAPAN				291	
354 NETHRLNDS		286		286	
359 NORWAY				1152	
375 SWEDEN				5835	
400 U STATES		370497		1256179	
ELEMENTS FOR LAMP FILAMENTS		549942		3274468	6233
305 AUSTRIA		1967		15279	
354 NETHRLNDS		4154		11524	
400 U STATES		105583		462029	
METAL PTS FOR COVERED BUTTONS		111704		488832	6234
400 U STATES		6861		25583	
NAILS TACKS BRASS OR COPPER		6861		25583	6235
100 U KINGDOM				242	
335 GERMANY W		151		151	
400 U STATES		4976		10805	
PATTERNS OF METAL NOT MODELS		5127		11198	6236
400 U STATES		6679		30340	
UMBRELLA PARTS EXCEPT FABRIC		6679		30340	6237
100 U KINGDOM				828	
305 AUSTRIA		420		420	
327 FRANCE		354		933	
335 GERMANY W		4380		5609	
344 ITALY		1733		1970	
347 JAPAN		1026		7367	
376 SWITZRLND				285	
400 U STATES		25710		117260	
RIVETS BURRS BRASS OR COPPER		33623		134672	6238
100 U KINGDOM				227	
400 U STATES		19151		63766	
SCREWS OF METAL N O P		19151		63993	6240
100 U KINGDOM		2705		15437	
306 BELGIUM		273		2167	
335 GERMANY W		884		2569	
375 SWEDEN				281	
400 U STATES		6673		39176	
SHOE AND CORSET EYELETS HOOKS		10535		59630	6241
100 U KINGDOM				165	
327 FRANCE		426		426	
335 GERMANY W		59		2786	
344 ITALY		7166		13403	
400 U STATES		19757		60519	
WIRE NON FERROUS COVERED		27408		77299	6247
100 U KINGDOM		71549		1361987	
318 DENMARK				428	
335 GERMANY W		2814		27224	
344 ITALY				686	
354 NETHRLNDS				623	
400 U STATES		252564		1029523	
WIRE TINSEL FOR BRAIDS CORDS		326927		2420471	6248
335 GERMANY W		6194		28063	
400 U STATES		8773		14636	
WIRE STRANDED NON FERROUS		14967		42699	6249
100 U KINGDOM		2103		10892	
335 GERMANY W		434		1356	

## IMPORTS INTO CANADA FOR CONSUMPTION

Articles and Countries from which Imported	MONTH OF APRIL 1958		FOUR MONTHS ENDED APRIL 1958		Class Number
	Quantities	Values (\$)	Quantities	Values (\$)	
354 NETHRLNDS				120	
376 SWITZRLND				731	
400 U STATES		9216		44882	
WIRE NON FERROUS		11753		57981	
N O P					6250
100 U KINGDOM		2254		35664	
327 FRANCE		242		242	
335 GERMANY W		176		1020	
375 SWEDEN		2846		18687	
400 U STATES		33482		153577	
NON FERROUS METALS AND PRODUCT		39000		209190	
100 U KINGDOM		63191		222946	6251
207 UN SO AFR				733	
305 AUSTRIA				118	
306 BELGIUM				834	
314 COLOMBIA		5002		5002	
327 FRANCE		207		207	
335 GERMANY W		1835		6880	
347 JAPAN		311		588	
354 NETHRLNDS		717		4949	
375 SWEDEN				61	
376 SWITZRLND				272	
400 U STATES		446347		1910637	
PARTS FOR MFR OF SHUTTLES		517610		2153227	
335 GERMANY W				57	6252
400 U STATES		6186		29982	
HINGES FOR JEWELLERY BOXES		6186		30039	
400 U STATES					6253
MATERIALS FOR MFR MINING MACH		3370		11648	
400 U STATES		3370		11648	
METAL POWDER FRICTION MATERIAL		651		8274	6254
400 U STATES		651		8274	
RESIDUES NON FERROUS		2807		6736	6256
100 U KINGDOM	CWT	2807		6736	
400 U STATES					6257
TUNGSTEN CARBIDE INSERTS		2864		7671	
100 U KINGDOM		24851		64701	
207 UN SO AFR		3630		13141	
335 GERMANY W		67374		279871	
375 SWEDEN		6494		20812	
400 U STATES		92225		344572	
TUNGSTEN CARBIDE TIPS BLANKS					6258
100 U KINGDOM				224	
305 AUSTRIA		42033		85876	
366 PORTUGAL				234	
375 SWEDEN		22245		99873	
400 U STATES		10083		131087	
CIGARETTE LIGHTERS		74361		317294	
100 U KINGDOM				517	6259
305 AUSTRIA				369	
327 FRANCE				124	
335 GERMANY W		9084		22636	
347 JAPAN		1414		13487	
375 SWEDEN		10498		37133	
400 U STATES					6260
100 U KINGDOM	002	9	20	510	
305 AUSTRIA		2245	5570	10477	
327 FRANCE		4188	6	132	
335 GERMANY W		613	2227	16880	
347 JAPAN		13597	51881	117623	
375 SWEDEN			83	427	
376 SWITZRLND			37	2399	
400 U STATES		223	1665	17123	
		16687	61489	165571	
		40890			

IMPORTS INTO CANADA FOR CONSUMPTION

117

Articles and Countries from which Imported	MONTH OF APRIL 1958		FOUR MONTHS ENDED APRIL 1958		Class Number
	Quantities	Values (\$)	Quantities	Values (\$)	
<u>GROUP 7</u>					
<u>NON METALLIC MINERALS</u>					
ASBESTOS PACKING	LB				7001
100 U KINGDOM	26573	16378	64923	44349	
400 U STATES	9988	12841	44091	53996	
	36561	29219	109014	98345	
ASBESTOS BRAKE LINING FOR AUTO					7002
100 U KINGDOM		11940		28934	
335 GERMANY W		364		4657	
400 U STATES		41118		135007	
		53422		168598	
ASBESTOS MANUFACTURES N O P					7003
100 U KINGDOM		33804		210289	
207 UN SO AFR		31959		31959	
306 BELGIUM				4900	
344 ITALY		341		679	
376 SWITZRLND				144	
400 U STATES		166468		619796	
		232572		867767	
ASBESTOS CLUTCH FACINGS AUTO					7004
335 GERMANY W		193		766	
400 U STATES		29257		96370	
		29450		97136	
BRAKE LININGS AND FACINGS NOP					7005
100 U KINGDOM		2559		3392	
400 U STATES		7985		41362	
		10544		44754	
CHINA CLAY GROUND	CWT				7011
100 U KINGDOM	51771	34426	205639	159913	
400 U STATES	151272	143942	583225	540371	
	203043	178368	788864	700284	
FIRE CLAY GROUND	CWT				7012
100 U KINGDOM	1582	1901	2247	2403	
400 U STATES	60139	28996	348597	166261	
	61721	30897	350844	168664	
PIPE CLAY GROUND	CWT				7013
CLAYS N O P GROUND					7014
400 U STATES		41023		145543	
		41023		145543	
ZIRCONIUM SILICATE					7015
234 AUSTRALIA		9414		9414	
400 U STATES		9367		46231	
		18781		55645	
ZIRCONIUM OXIDE					7016
400 U STATES		3503		7890	
		3503		7890	
SAGGARS FOR CERAMIC PRODUCTS					7017
400 U STATES		3258		11008	
		3258		11008	
ACTIVATED CLAY TO REFINE OILS					7018
335 GERMANY W		2377		2470	
400 U STATES		81685		381125	
		84062		383595	
GROG FOR REFRACTORY MATERIALS	TON				7019
400 U STATES	817	26656	2574	89596	
	817	26656	2574	89596	
BRICK BUILDING	TON				7021
400 U STATES	6595	142527	18721	424366	
	6595	142527	18721	424366	
BRICK FIRE CHROME					7022
400 U STATES		16351		161620	
		16351		161620	
BRICK FIRE MAGNESITE					7023
100 U KINGDOM				18429	
400 U STATES		24863		59243	
		24863		77672	
BRICK FIRE 90 PER CENT SILICA					7024
335 GERMANY W				9624	
400 U STATES		111454		467255	
		111454		476879	
BRICK FIRE 100 DOL THOUSANO					7025
335 GERMANY W				12550	
400 U STATES		55986		266338	
		55986		278888	
BRICK FIRE FURNACE OR KILN					7026
100 U KINGDOM		356		11766	
400 U STATES		265418		1426087	
		265774		1437853	
BRICK FIRE N O P					7027
100 U KINGDOM		19045		46605	
318 DENMARK		1316		25100	
335 GERMANY W				2018	
400 U STATES		234626		844859	
		254987		918582	
BRICK PAVING	TON				7028
400 U STATES	262	4076	438	6853	
	262	4076	438	6853	
BUILDING BLOCKS BUILDING TILE					7029
100 U KINGDOM		26958		48259	
306 BELGIUM		7493		8011	

## IMPORTS INTO CANADA FOR CONSUMPTION

Articles and Countries from which Imported	MONTH OF APRIL 1958		FOUR MONTHS ENDED APRIL 1958		Class Number
	Quantities	Values (\$)	Quantities	Values (\$)	
400 U STATES		70392		312087	
DRAIN PIPES SEWER PIPES N O P		104843		368357	
100 U KINGDOM		7073		10072	7030
327 FRANCE		2382		2382	
400 U STATES		26837		79508	
TILES FOR MOSAIC FLOORING		36292		91962	
100 U KINGDOM		5525		18550	7032
335 GERMANY W		290		596	
344 ITALY		498		10505	
347 JAPAN		9975		64041	
372 SPAIN		82		2578	
400 U STATES		2707		11875	
EARTHENWARE TILES FOR ROOFING		19077		108145	
TILES EARTHENWARE N O P					7034
100 U KINGDOM		84771		225716	
306 BELGIUM		5799		5989	
317 CZECHO S		4442		9511	
327 FRANCE		1009		1009	
335 GERMANY W		8558		19901	
344 ITALY		866		1270	
347 JAPAN		11251		53836	
352 MEXICO				862	
372 SPAIN		8151		20404	
400 U STATES		9030		77690	
CHINA AND PORCELAIN WARE N O P		133877		416188	
100 U KINGDOM		3164		9111	7043
231 HONG KONG		297		297	
335 GERMANY W		565		565	
344 ITALY		337		337	
347 JAPAN		457		965	
390 GERMANY E		492		492	
400 U STATES		1994		8702	
DEMIJOHNS CHURNS CROCKS N O P		7306		20469	
100 U KINGDOM		62		259	7045
347 JAPAN				214	
400 U STATES		3098		8286	
TABLEWARE OF CHINA PORCELAIN		3160		8759	
100 U KINGDOM		1147855		3358038	7046
220 BERMUDA		733		733	
231 HONG KONG		1399		3371	
234 AUSTRALIA				473	
305 AUSTRIA		146		436	
306 BELGIUM				882	
318 DENMARK		715		6541	
327 FRANCE		6480		12091	
335 GERMANY W		16659		64226	
340 HUNGARY				195	
344 ITALY		4619		11129	
347 JAPAN		71015		288456	
354 NETHRLNDS		60		133	
359 NORWAY				841	
366 PORTUGAL				339	
372 SPAIN				665	
375 SWEDEN		166		444	
376 SWITZRLND				337	
390 GERMANY E		290		290	
400 U STATES		165606		592329	
STONEWARE EARTHENWARE N O P		1415743		4341949	
100 U KINGDOM		41000		121838	7047
231 HONG KONG		452		1382	
234 AUSTRALIA				73	
306 BELGIUM				833	
318 DENMARK		1669		5477	
327 FRANCE		1494		2263	
335 GERMANY W		15261		39364	
336 GREECE		254		492	
340 HUNGARY		65		65	
344 ITALY		15098		22098	
347 JAPAN		49076		159714	
352 MEXICO		520		520	
354 NETHRLNDS		4535		7049	
359 NORWAY				358	
372 SPAIN		220		1518	
375 SWEDEN		1964		4401	
376 SWITZRLND		507		1206	
390 GERMANY E		282		404	
400 U STATES		72462		270087	
CHEMICAL STONEWARE ACID RESIST		204859		639142	
100 U KINGDOM		1145		5306	7048
400 U STATES		16963		44667	
PORCELAIN RUBBER GLOVE FORMS		18108		49973	
400 U STATES		1491		3009	7049
ARTIFICIAL TEETH NOT MOUNTED		1491		3009	
100 U KINGDOM		144		1329	7051
225 TRINIDAD		4348		15174	

IMPORTS INTO CANADA FOR CONSUMPTION

119

Articles and Countries from which Imported	MONTH OF APRIL 1958		FOUR MONTHS ENDED APRIL 1958		Class Number
	Quantities	Values (\$)	Quantities	Values (\$)	
335 GERMANY W		4614		15594	
344 ITALY		130		279	
347 JAPAN				590	
354 NETHRLNOS				308	
376 SWITZRLND		23238		67508	
400 U STATES		118753		364804	
		151227		465586	
BATHS BATHTUBS BASINS ETC NOP					7052
100 U KINGDOM		111817		257886	
335 GERMANY W		3384		4661	
344 ITALY		1607		13184	
347 JAPAN		24222		64973	
359 NORWAY		1501		4911	
400 U STATES		251367		951929	
		393898		1297544	
CRUCIBLES N O P AND COVERS					7053
100 U KINGDOM		5232		5739	
335 GERMANY W				1482	
400 U STATES		9972		24843	
		15204		32064	
INSULATORS ELECTRIC PORCELAIN					7055
100 U KINGDOM		7888		20672	
327 FRANCE				200	
335 GERMANY W				1398	
347 JAPAN		77305		95374	
376 SWITZRLND		280		2490	
400 U STATES		41354		181618	
		126827		301752	
MANUFACTURES OF CLAY N O P					7056
100 U KINGDOM		4795		6300	
215 INDIA		1666		3745	
306 BELGIUM				177	
318 DENMARK				4073	
335 GERMANY W				11468	
400 U STATES		55426		233327	
		61887		259090	
BRIQUETTES OF COAL OR COKE	TON				7060
400 U STATES	747	12234	14935	202104	
	747	12234	14935	202104	
ANTHRACITE SCREENINGS	TON				7061
400 U STATES	1023	5557	1757	9647	
	1023	5557	1757	9647	
ANTHRACITE DOMESTIC SIZES	TON				7062
100 U KINGDOM	4002	65979	4002	65979	
400 U STATES	34406	454576	297282	4216775	
	38408	520555	301284	4282754	
ANTHRACITE SMALLER SIZES N O P	TON				7063
400 U STATES	15543	161229	70461	722414	
	15543	161229	70461	722414	
COAL BITUMINOUS SUB BITUMINOUS	TON				7064
400 U STATES	945712	5391460	3551803	18964858	
	945712	5391460	3551803	18964858	
COAL LIGNITE	TON				7065
400 U STATES	78	372	189	926	
	78	372	189	926	
COAL EXWAREHOUSED SHIPS STORES	TON				7066
400 U STATES	7486	39950	9484	51452	
	7486	39950	9484	51452	
COAL DUST AND COAL N O P	TON				7067
400 U STATES	619	8012	1384	23240	
	619	8012	1384	23240	
BENZOL	GAL				7070
400 U STATES	66891	23192	910635	303651	
	66891	23192	910635	303651	
COAL TAR CRUDE	GAL				7071
100 U KINGDOM	19500	5226	95100	22286	
400 U STATES	23024	4778	143376	31243	
	42524	10004	238476	53529	
COAL PITCH	CWT				7072
100 U KINGDOM	78196	131370	82307	137860	
400 U STATES	67993	143606	399435	809210	
	146189	274976	481742	947070	
CARBOLIC OR HEAVY OIL	GAL				7073
100 U KINGDOM			463355	103335	
234 AUSTRALIA	1125	270	4275	1056	
400 U STATES	97097	20095	279374	57603	
	98222	20365	747004	161994	
COKE PETROLEUM	TON				7074
400 U STATES	24935	355522	94850	1213541	
	24935	355522	94850	1213541	
COKE N O P	TON				7077
100 U KINGDDM	19	677	19	677	
400 U STATES	14806	271173	95066	1725265	
	14825	271850	95085	1725942	
DECANTERS AND TUMBLERS					7079
100 U KINGDOM		688		806	
306 BELGIUM		675		1640	
317 CZECHOS		91		91	
318 DENMARK				236	
327 FRANCE		771		5034	
335 GERMANY W		57		435	
340 HUNGARY		353		954	
347 JAPAN		218		218	
400 U STATES		55887		209491	
		58740		218905	

## IMPORTS INTO CANADA FOR CONSUMPTION

Articles and Countries from which Imported	MONTH OF APRIL 1958		FOUR MONTHS ENDED APRIL 1958		Class Number
	Quantities	Values (\$)	Quantities	Values (\$)	
LAMP CHIMNEYS					7080
335 GERMANY W		582		785	
400 U STATES		5127		21565	
		5709		22350	
GLASS PLATES FOR OPTICAL MFR					7081
100 U KINGDOM				1029	
335 GERMANY W		720		1299	
400 U STATES		42546		171431	
		43266		173759	
GLASS CARBOYS BOTTLES JARS					7082
100 U KINGDOM		49321		123872	
231 HONG KONG		336		491	
305 AUSTRIA				116	
306 BELGIUM		163		163	
317 CZECHO S		193		1410	
318 DENMARK		242		984	
327 FRANCE		784		8779	
335 GERMANY W		2275		15720	
344 ITALY		236		12485	
347 JAPAN		1691		5576	
375 SWEDEN				1318	
400 U STATES		445815		1578719	
		501056		1749633	
GLASS TABLEWARE CUT GLASS NOP					7083
100 U KINGDOM		40419		100807	
220 BERMUDA				114	
305 AUSTRIA		234		401	
306 BELGIUM		16027		30614	
317 CZECHO S		22988		76568	
318 DENMARK		1053		5494	
326 FINLAND				358	
327 FRANCE		10114		18118	
335 GERMANY W		40339		128989	
340 HUNGARY		3750		10397	
344 ITALY		7013		18526	
347 JAPAN		7589		39286	
354 NETHRLNDS		5411		7385	
365 POLAND		872		1351	
372 SPAIN				53	
375 SWEDEN		4747		20488	
389 IRELAND		735		2310	
390 GERMANY E		212		2050	
400 U STATES		130913		549866	
		292416		1013175	
LAMP BULBS AND TUBING FOR					7084
100 U KINGDOM		288		1573	
335 GERMANY W				350	
354 NETHRLNDS				880	
400 U STATES		208757		980321	
		209045		983124	
GLASS SHADES OR GLOBES					7085
100 U KINGDOM		1591		3191	
335 GERMANY W				204	
400 U STATES		9430		53184	
		11021		56579	
LENSES GLASS N O P					7086
100 U KINGDOM		344		887	
305 AUSTRIA				124	
327 FRANCE		861		999	
335 GERMANY W		136		4790	
400 U STATES		30600		93699	
		31941		100499	
FRESNEL TYPE LENSES GLOBES					7087
100 U KINGDOM		532		532	
400 U STATES		6123		30856	
		6725		31388	
MOULDED SHAPES FOR ELECT FIXT					7088
100 U KINGDOM		4735		10904	
305 AUSTRIA		1064		5101	
317 CZECHO S		4049		8543	
335 GERMANY W		8472		17606	
344 ITALY				65	
354 NETHRLNDS		9780		11924	
400 U STATES		164980		553813	
		193080		607956	
HEAT RESISTING GLASSWARE					7089
100 U KINGDOM		6936		57022	
306 BELGIUM				82	
317 CZECHO S				79	
335 GERMANY W		1658		4909	
400 U STATES		389990		1730945	
		398584		1793037	
SHEET GLASS OVER 34 OZ SQ FT	SQ FT				7090
100 U KINGDOM	51468	15162	182702	54313	
306 BELGIUM	192922	59179	621961	176332	
317 CZECHO S	7600	1206	26973	5914	
327 FRANCE	102989	23493	160812	36965	
335 GERMANY W	191105	45407	532187	127673	
347 JAPAN	16500	2626	29105	4588	
354 NETHRLNDS			1640	1116	
390 GERMANY E			10500	1188	
400 U STATES	83814	31290	282178	103567	
	646398	178363	1848058	511656	
SHEET GLASS TRANSPRT TO 34 OZ	SQ FT				7091
100 U KINGDOM	808647	78460	3066759	281605	
306 BELGIUM	1350535	154057	3839564	418771	

IMPORTS INTO CANADA FOR CONSUMPTION

121

Articles and Countries from which Imported	MONTH OF APRIL 1958		FOUR MONTHS ENDED APRIL 1958		Class Number
	Quantities	Values (\$)	Quantities	Values (\$)	
313 CHINA			12200	625	
317 CZECHOSLOVAKIA	1349812	51336	1560118	60894	
327 FRANCE	672071	60680	1096507	93215	
335 GERMANY W	822855	75241	2605666	222352	
347 JAPAN	454900	30142	1223460	72784	
365 POLAND	114900	3443	326000	7851	
380 USSR	179900	7272	179900	7272	
390 GERMANY E	196200	7991	405200	18963	
400 U STATES			2450	772	
	5949820	468622	14317824	1185104	
PLATE GLASS NOT OVER 7 SQ FT	SQ FT				7093
100 U KINGDOM	31153	12617	109511	44726	
306 BELGIUM	8506	3760	20674	8826	
327 FRANCE	23711	8162	27778	9747	
400 U STATES	6848	3621	43938	22232	
	70218	28160	201901	85531	
PLATE GLASS 7 TO 25 SQ FT	SQ FT				7094
100 U KINGDOM	309640	121399	1896464	723598	
306 BELGIUM	34880	17651	112766	55627	
327 FRANCE	29890	14558	47567	23735	
335 GERMANY W	6230	3163	27514	14219	
354 NETHRLNDS			466	483	
400 U STATES	51602	27117	231458	128735	
	432242	183888	2316235	946397	
PLATE GLASS N O P	SQ FT				7095
100 U KINGDOM	191475	108994	842936	448080	
306 BELGIUM	95809	51550	425562	223910	
327 FRANCE	27657	12853	80855	43078	
335 GERMANY W	41639	21970	112967	59128	
354 NETHRLNDS			1091	731	
400 U STATES	624932	281683	3421213	1561112	
	981512	477050	4884624	2336039	
LAMINATED GLASS SHEETS	SQ FT				7097
100 U KINGDOM	44684	22557	129104	66488	
306 BELGIUM	6481	9182	8683	12221	
335 GERMANY W	21655	11049	40475	20904	
400 U STATES	404	423	3133	5601	
	73224	43211	181395	105214	
GLASS SHEETS WIRED	SQ FT				7099
100 U KINGDOM	81014	34387	212116	79684	
306 BELGIUM	2600	520	24587	4889	
327 FRANCE	3635	473	14988	1773	
335 GERMANY W			5241	1055	
354 NETHRLNDS	20661	12247	43238	25932	
400 U STATES	964	744	1992	1474	
	108874	48371	302162	114807	
GLASS CAST AND SHEET GLASS N O P	SQ FT				7100
100 U KINGDOM	23008	4097	59384	10160	
306 BELGIUM			11913	3642	
327 FRANCE			1100	150	
335 GERMANY W	3706	2192	3706	2192	
400 U STATES	2106	858	15356	4643	
	28820	7147	91459	20787	
ORNAMENTAL COLOURED GLASS	SQ FT				7111
100 U KINGDOM	29976	8071	66757	21221	
306 BELGIUM	153	129	15829	2911	
327 FRANCE	350	430	1070	4022	
335 GERMANY W	9180	5122	13306	8937	
354 NETHRLNDS			1973	1100	
400 U STATES	6064	4981	25888	27271	
	45723	18733	124823	65462	
PAINTED OBSCURED WHITE GLASS	SQ FT				7112
100 U KINGDOM	165003	29404	630678	99318	
306 BELGIUM	60731	8434	299592	39611	
327 FRANCE	26326	2862	40114	4031	
335 GERMANY W	7318	3252	38507	7887	
347 JAPAN			20000	1407	
354 NETHRLNDS			60	82	
400 U STATES	59966	21762	296547	100885	
	319344	65714	1325498	253221	
STAINED OR ORNAMENTAL WINDOWS					7113
100 U KINGDOM		8659		9597	
305 AUSTRIA				1237	
327 FRANCE		9880		21932	
354 NETHRLNDS		190		413	
365 POLAND		1176		1176	
400 U STATES				743	
		19905		35098	
MIRRORS OF GLASS FRAME OR NOT					7114
100 U KINGDOM		11313		40025	
231 HONG KONG		58		58	
305 AUSTRIA		117		117	
306 BELGIUM		35008		88698	
318 DENMARK		206		362	
335 GERMANY W		8365		15902	
344 ITALY		917		2689	
347 JAPAN		3342		11801	
354 NETHRLNDS		1304		2801	
375 SWEDEN				122	
400 U STATES		74740		291641	
		135370		454216	
GLASS BALLS FOR FIBRES OR YARN					7120
100 U KINGDOM				14069	
400 U STATES		19076		64418	
		19076		78487	

## IMPORTS INTO CANADA FOR CONSUMPTION

Articles and Countries from which Imported	MONTH OF APRIL 1958		FOUR MONTHS ENDED APRIL 1958		Class Number
	Quantities	Values (\$)	Quantities	Values (\$)	
GLASS TO BE CUT OR MOUNTED					7121
100 U KINGDOM		274		274	
306 BELGIUM		8745		27008	
317 CZECHOS		985		2282	
335 GERMANY W		6261		24056	
340 HUNGARY				274	
400 U STATES		27723		101598	
		43988		155492	
GLASS BLANKS FOR REFLECTORS					7122
400 U STATES		23121		83904	
		23121		83904	
BEADS FOR MFR IMITATION PEARLS					7123
305 AUSTRIA				1491	
400 U STATES		145		16346	
		145		17837	
ARTIFICIAL EYES CONTACT LENSES					7124
327 FRANCE				110	
335 GERMANY W		60		60	
400 U STATES		1841		3830	
		1901		4000	
PHOTOGRAPHIC DRY PLATES					7125
100 U KINGDOM		4206		19277	
306 BELGIUM		354		3110	
400 U STATES		8016		41041	
		12576		63428	
SPECTACLES EYE GLASS LENSES					7126
100 U KINGDOM		687		3766	
305 AUSTRIA		2893		22944	
327 FRANCE		7220		40700	
335 GERMANY W		7524		17211	
344 ITALY		15824		69114	
347 JAPAN		11131		36944	
400 U STATES		52584		291837	
		97663		482516	
MANUFACTURES OF GLASS N O P					7127
100 U KINGDOM		7431		27243	
231 HONG KONG		6161		30937	
305 AUSTRIA		1045		5979	
306 BELGIUM		45375		151803	
317 CZECHOS		3405		7630	
318 DENMARK		733		2639	
326 FINLAND				96	
327 FRANCE		3011		7463	
335 GERMANY W		16953		58186	
344 ITALY		9405		30963	
347 JAPAN		3020		11813	
354 NETHRLNDS		274		787	
375 SWEDEN		2566		8276	
376 SWITZRLND		136		136	
400 U STATES		168947		684283	
		268462		1028234	
GLASS WOOL OR FIBRE GLASS	LB				7128
100 U KINGDOM			2300	272	
400 U STATES	112741	73666	420872	226785	
	112741	73666	423172	227057	
GLASS BLOCKS					7129
317 CZECHOS		1878		3312	
352 MEXICO		490		7730	
400 U STATES		44564		133603	
		46932		144645	
PLUMBAGO NOT GROUND OR MFRD					7131
100 U KINGDOM				201	
327 FRANCE		156		209	
333 MADAGASCAR				138	
335 GERMANY W		62		62	
352 MEXICO				7663	
400 U STATES		2418		8566	
		2636		16839	
CRUCIBLES PLUMBAGO AND COVERS					7132
100 U KINGDOM		4509		22017	
400 U STATES		7606		35036	
		12115		57053	
PLUMBAGO GROUND AND MFRS NOP					7133
100 U KINGDOM		4663		16551	
335 GERMANY W		2781		6082	
376 SWITZRLND				56	
400 U STATES		72665		329461	
		80109		352150	
MICA UNMANUFACTURED	CWT				7138
100 U KINGDOM			1	400	
215 INDIA	165	17686	1640	92654	
309 BRAZIL			6	339	
400 U STATES	1010	3976	1574	16443	
	1175	21662	3221	109836	
MICA MANUFACTURES OF					7139
100 U KINGDOM		6493		11210	
352 MEXICO				708	
400 U STATES		31485		129146	
		37978		141064	
ASPHALTUM OR ASPHALT	CWT				7141
400 U STATES	15462	30126	76808	150848	
	15462	30126	76808	150848	
ASPHALTUM OIL FOR PAVING	GAL				7143
400 U STATES	2585	289	2585	289	
	2585	289	2585	289	



IMPORTS INTO CANADA FOR CONSUMPTION

123

Articles and Countries from which Imported	MONTH OF APRIL 1958		FOUR MONTHS ENDED APRIL 1958		Class Number
	Quantities	Values (\$)	Quantities	Values (\$)	
OIL FOR CONCENTRATION OF ORES 400 U STATES	GAL 10615	16790	61715	85310	7151
CRUDE PETROLEUM	10615	16790	61715	85310	
303 ARABIA	M GAL 79405	5449963	286064	18634623	7153
343 IRAQ			8545	619679	
387 VENEZUELA	152187	12134587	787539	63266386	
400 U STATES	7766	758513	35040	3445808	
PETROLEUM TOPS FOR REFINERS	239358	18343063	1117188	85966496	
FUEL OIL EXWARE SHIPS STORES	GAL				7154
AVIATION GASOLINE	GAL				7156
357 NETH ANT	189850	39940	2119433	421518	7161
381 ALASKA	63235	15945	269677	75231	
400 U STATES	3839127	795862	11762469	2460763	
KEROSENE N O P	4092212	851747	14151579	2957512	
381 ALASKA	GAL 27028	5738	55755	12174	7162
400 U STATES	488051	72872	1436320	215214	
ENGINE DISTILLATE 8017 OR OVER	515079	78610	1492075	227388	
400 U STATES	GAL				7163
GASOLINE UNDER 8236 SP G N O P	5065	698	5065	698	
357 NETH ANT	5065	698	5065	698	
381 ALASKA	GAL				7164
400 U STATES	163719	33024	14525197	1886540	
CASINGHEAD GASOLINE BLENDING	1640847	290414	4814757	817976	
LUB OILS UNDER 25C PER GAL	1804566	323438	19972539	2835962	
PETRO LUB OILS 25C GAL OR OVER	GAL				7165
100 U KINGDOM	746397	159166	1998770	427039	
327 FRANCE	746397	159166	1998770	427039	
354 NETHRLNDS	GAL				7167
375 SWEDEN	6744	5520	13000	10839	
376 SWITZRLND	4580	3317	7340	5273	
381 ALASKA			21	126	
400 U STATES	33	264	40	55	
OILS MINERAL N O P	1440	1519	11297	11840	
100 U KINGDOM	1111420	498503	4229233	1929257	
354 NETHRLNDS	1124217	509123	4260971	1957722	
400 U STATES	GAL				7168
STOVE OIL NO 1 FUEL OIL	67970	81063	5350	1381	
357 NETH ANT	67970	81063	197	180	
381 ALASKA			304321	368345	
400 U STATES			309868	369906	
LIGHT FUEL OILS NOS 2 AND 3	GAL				7171
357 NETH ANT	3055988	319313	25765061	2749572	
381 ALASKA	991123	179539	3121841	566609	
400 U STATES	1170476	171698	11012344	1602816	
HEAVY FUEL OILS NOS 4 5 AND 6	5217587	670550	39899246	4918997	
DIESEL FUEL	GAL				7172
357 NETH ANT	523408	64947	16896796	1756279	
387 VENEZUELA	523408	64947	2396032	241116	
400 U STATES			5405286	660864	
PETROL GREASE LUBRICATING NOP	GAL				7173
100 U KINGDOM	7008813	421544	17021888	1096689	
381 ALASKA	10197856	744076	26279844	1938345	
400 U STATES	17206669	1165620	43301732	3035034	
PETROL JELLIES TOILET MEDICINE	GAL				7174
100 U KINGDOM	4121929	408201	4526664	451357	
400 U STATES	117823	19260	953806	155153	
PARAFFINE WAX	387 VENEZUELA		94494	9501	
100 U KINGDOM	1307390	163018	7842450	991306	
215 INDIA	5547142	590479	13417414	1607317	
400 U STATES	LB				7181
CANDLES PARAFFINE WAX	11	640	8082	2614	
100 U KINGDOM			38900	5504	
318 DENMARK	1257147	164391	4448756	585570	
335 GERMANY W	1257158	165031	4495738	593688	
347 JAPAN					7182
372 SPAIN		67		118	
376 SWITZRLND		81091		266144	
389 IRELAND		81158		266262	
400 U STATES	LB				7183
PRODUCTS OF PETROLEUM N O P	140000	6386	4480	415	
100 U KINGDOM	3230355	218108	560000	25524	
381 ALASKA	3370355	224494	13362376	903901	
			13926856	929840	
	LB				7184
	132	56	132	56	
			675	378	
	12305	2826	22116	5179	
			84	195	
	420	84	420	84	
			4580	1603	
	8323	2884	38938	12867	
	21180	5850	67009	20491	
	GAL				7185
	1354	327	40	100	
			3728	1833	

## IMPORTS INTO CANADA FOR CONSUMPTION

Articles and Countries from which Imported	MONTH OF APRIL 1958		FOUR MONTHS ENDED APRIL 1958		Class Number
	Quantities	Values (\$)	Quantities	Values (\$)	
400 U STATES	2820830	534419	6212465	1339873	
LIQUEFIED PETROLEUM GASES	2822184	534746	6216233	1341806	
400 U STATES	GAL				7186
NAPHTHA INCL SOLVENT NAPHTHA	1818244	252664	8607815	950684	
381 ALASKA	1818244	252664	8607815	950684	
400 U STATES	GAL				7187
ARTIFICIAL ABRASIVE GRAINS	1155382	258873	7552	2750	
400 U STATES	1155382	258873	3825484	870656	
DIAMONDS BLACK BORT FOR BORERS			3833036	873406	
100 U KINGDOM		145540		590794	7191
207 UN SO AFR		145540		590794	
221 B GUIANA	CARAT				7192
306 BELGIUM	11489	53405	47350	234855	
335 GERMANY W	7000	19120	32702	156072	
400 U STATES	190	1800	190	1800	
DIATOMACEOUS EARTH			858	5134	
318 DENMARK	19	144	19	144	
400 U STATES	38773	217076	243848	1412257	
EMERY IN BULK	57471	291545	324967	1810262	
335 GERMANY W	CWT				7193
400 U STATES			653	723	
GRINDING WHEELS BOND ED	50100	104176	185372	384762	
100 U KINGDOM	50100	104176	186025	385485	
305 AUSTRIA					7194
335 GERMANY W		198		198	
354 NETHRLNDS		25231		65969	
359 NORWAY		25429		66167	
375 SWEDEN					7195
376 SWITZRLND		3755		12296	
400 U STATES				380	
GRINDING STONES BLOCKS BONDED		3014		11316	
100 U KINGDOM		174		313	
306 BELGIUM		5486		12200	
335 GERMANY W		485		2210	
400 U STATES		141338		601331	
GRINDSTONES 36 INCHES OR OVER		154252		640657	
400 U STATES		161		1349	7196
GRINDSTONES N O P				241	
100 U KINGDOM		72		4235	
400 U STATES		32457		111453	
PUMICE PUMICE STONE LAVA TUFFA		32690		117278	
344 ITALY	NO				7198
400 U STATES	24	100	24	100	
COATED ABRASIVE PAPER CLOTH	24	100	24	100	
100 U KINGDOM	NO				7199
335 GERMANY W	5	172	35	76	
359 NORWAY	5	172	177	1340	
365 POLAND			212	1416	
400 U STATES					7200
MFRS OF ABRASIVES N O P					
100 U KINGDOM		26650		509	
335 GERMANY W		26650		87751	
344 ITALY				88260	
400 U STATES					7202
BUILDING STONE N O P		548		898	
100 U KINGDOM		142		634	
335 GERMANY W				327	
359 NORWAY				2267	
365 POLAND		64091		275737	
400 U STATES		64781		279863	
GRANITE ROUGH					7203
326 FINLAND		110		6257	
359 NORWAY		1909		4580	
375 SWEDEN		96		96	
400 U STATES		47245		165750	
GRANITE SAWN		49360		176683	
326 FINLAND	CWT				7210
335 GERMANY W			4	57	
375 SWEDEN	64882	55680	179981	167078	
400 U STATES	64882	55680	179985	167135	
GRANITE MANUFACTURES					7215
100 U KINGDOM		2788		3132	
306 BELGIUM		470		470	
326 FINLAND		21537		44336	
344 ITALY		19457		33365	
375 SWEDEN		44252		81303	
400 U STATES					7216
GYPSUM		1154		2907	
352 MEXICO		5607		82	
400 U STATES		3478		13071	
		10239		7260	
				23320	
					7218
		25141		26045	
		4248		4248	
		17903		27635	
		2647		29059	
		49939		87664	
	TON				7221
			28500	124634	
			81	2111	
			28581	126745	

IMPORTS INTO CANADA FOR CONSUMPTION

Articles and Countries from which Imported	MONTH OF APRIL 1958		FOUR MONTHS ENDED APRIL 1958		Class Number
	Quantities	Values (\$)	Quantities	Values (\$)	
LIME					
100 U KINGDOM	CWT 1102	629	1604	1067	7223
400 U STATES	22625	14881	105417	65598	
	23727	15510	107021	66665	
PLASTER OF PARIS WALL PLASTER					
100 U KINGDOM	CWT 85	184	175	263	7224
335 GERMANY W			50	120	
344 ITALY			22	65	
400 U STATES	27871	40973	98155	141939	
	27956	41157	98402	142387	
CEMENT PORTLAND					
100 U KINGDOM	CWT 50869	37306	57684	46451	7225
306 BELGIUM	8381	12572	11918	17301	
318 DENMARK	3403	5334	3403	5334	
327 FRANCE			20	207	
335 GERMANY W	438	701	4883	9547	
400 U STATES	35507	44489	219105	267241	
	98598	100402	297013	346081	
CEMENT MANUFACTURES N O P					
100 U KINGDOM		12189		20940	7226
344 ITALY				1011	
400 U STATES		15425		103715	
		27614		125666	
WHITE PORTLAND CEMENT CLINKER					
400 U STATES	CWT 33984	37455	79862	88330	7227
	33984	37455	79862	88330	
MARBLE ROUGH					
306 BELGIUM		4456		4456	7231
344 ITALY		913		913	
400 U STATES		1355		2452	
		6724		7821	
MARBLE SAWN					
306 BELGIUM		5856		9651	7232
344 ITALY		23161		43599	
366 PORTUGAL		157		157	
400 U STATES		21397		81606	
		50571		135013	
MARBLE FOR TOMBSTONES					
400 U STATES		357		12812	7233
		357		12812	
MARBLE MANUFACTURES N O P					
100 U KINGDOM		120		120	7234
306 BELGIUM		8553		12395	
335 GERMANY W		314		947	
344 ITALY		14972		24844	
366 PORTUGAL		379		379	
400 U STATES		6711		9549	
		31049		48234	
MARBLE ORNAMENTAL FOR CHURCHES					
344 ITALY		22352		44644	7235
400 U STATES		1103		1711	
		23455		46355	
ROOFING SLATE					
400 U STATES	SQ 122	4403	141	4646	7241
	122	4403	141	4646	
SLATE MANUFACTURES N O P					
100 U KINGDOM		7909		43352	7243
335 GERMANY W		92		203	
344 ITALY				440	
400 U STATES		4528		5233	
		12529		49228	
CURLING STONES AND HANDLES					
100 U KINGDOM	PAIR		68	2855	7254
400 U STATES			16	202	
			84	3057	
FELDSPAR					
400 U STATES	CWT 1075	1054	3255	3370	7256
	1075	1054	3255	3370	
FLINT AND GROUND FLINT STONE					
327 FRANCE	CWT 552	827	552	827	7257
400 U STATES	813	1832	3237	4293	
	1365	2659	3789	5120	
FLUORSPAR					
100 U KINGDOM	CWT 270	580	270	580	7258
352 MEXICO	12996	13658	61877	73182	
400 U STATES	5778	12848	26012	57890	
	19044	27086	88159	131652	
MAG OX AND CARB FOR INSULATION					
100 U KINGDOM	CWT 342	2319	993	6754	7261
400 U STATES	1235	5014	6210	23647	
	1577	7333	7203	30401	
PHOSPHATE ROCK					
306 BELGIUM	CWT 11000	30850	15000	42116	7263
400 U STATES	1284474	564743	1678914	1058189	
	1295474	595593	1693914	1100305	
SILICA SAND					
400 U STATES	CWT 800129	148435	3348354	616302	7264
	800129	148435	3348354	616302	
SAND AND GRAVEL N O P					
100 U KINGDOM	TON		1500	1500	7265
400 U STATES		1614	5098	18656	
	1614	5437	6598	20156	
SILEX OR CRYSTALLIZED QUARTZ					
100 U KINGDOM	CWT		34	84	7266
309 BRAZIL			2	3122	
400 U STATES	18746	20794	64073	44200	
	18746	20794	64109	47406	

## IMPORTS INTO CANADA FOR CONSUMPTION

Articles and Countries from which Imported	MONTH OF APRIL 1958		FOUR MONTHS ENDED APRIL 1958		Class Number
	Quantities	Values (\$)	Quantities	Values (\$)	
STONE REFUSE	TON				7267
400 U STATES			334	387	
TALC OR SOAPSTONE	CWT		334	387	7268
344 ITALY	1844	3655	1844	3655	
400 U STATES	26184	44742	95223	161593	
	28028	48397	97067	165248	
WHITING GILDOERS PARIS WHITE	CWT				7269
100 U KINGDOM	3652	3665	10175	10283	
327 FRANCE	1600	503	4000	1243	
400 U STATES	5618	12162	29294	66858	
	10870	16330	43469	78384	
STONE AND MANUFACTURES N O P					7270
100 U KINGDOM		492		854	
231 HONG KONG		96		290	
335 GERMANY W				84	
344 ITALY		1779		4885	
400 U STATES		3535		12518	
		5902		18631	
ROOFING GRANULES	CWT				7271
400 U STATES	125835	134209	462087	488975	
	125835	134209	462087	488975	
STONE CRUSHED	TON				7272
400 U STATES	7090	31441	75152	157343	
	7090	31441	75152	157343	
QUARTZ PIEZO ELECTRIC	LB				7273
100 U KINGDOM	2	198	5	667	
309 BRAZIL	110	640	2107	10615	
400 U STATES	117	3075	394	17865	
	229	3913	2506	29147	
MAGNESIA DEAD BURNED SINTERED	CWT				7274
100 U KINGDOM	560	1895	560	1895	
400 U STATES	8036	48583	37619	198525	
	8596	50478	38179	200420	
MAGNESIA CAUSTIC CALCINED	CWT				7275
100 U KINGDOM			457	1404	
215 INDIA	145	1166	145	1166	
400 U STATES	2560	9881	7343	34395	
	2705	11047	7945	36965	
ELECTRIC OR BLAST FURNACE SLAG	CWT				7280
400 U STATES	21277	2694	79257	10302	
	21277	2694	79257	10302	
BARYTES	CWT				7281
335 GERMANY W	1470	2104	2680	3391	
400 U STATES	800	2013	5170	13178	
	2270	4117	7850	16569	
CARBONS 3 TO 35 INCHES CIRCUM					7282
100 U KINGDOM		1886		4685	
327 FRANCE		3002		6777	
400 U STATES		31353		124448	
		36241		135910	
CARBONS OVER 35 INCHES CIRCUM					7283
347 JAPAN				195	
400 U STATES		27371		181169	
		27371		181364	
ELECTRIC LIGHT CARBONS N O P	LB				7284
100 U KINGDOM			200	305	
335 GERMANY W	1504	2246	6335	7805	
347 JAPAN	245	241	245	241	
400 U STATES	2001	5147	57843	41825	
	3750	7634	64623	50176	
CRAYONS					7285
100 U KINGDOM		117		321	
317 CZECHO S				832	
327 FRANCE		352		589	
335 GERMANY W		3521		9856	
347 JAPAN		325		1087	
354 NETHRLNDS		517		517	
400 U STATES		35704		113704	
		40536		126906	
DIAMONDS UNSET	CARAT				7286
100 U KINGDOM	671	92666	2134	303300	
207 UN SO AFR	70	15776	95	21505	
221 B GUIANA	2	470	2	470	
306 BELGIUM	1669	235599	10428	1399366	
327 FRANCE			48	6391	
335 GERMANY W	77	7589	91	8982	
344 ITALY	8	3175	8	3175	
354 NETHRLNDS	29	4059	584	85063	
360 ISRAEL	230	27442	2443	259778	
400 U STATES	676	117024	2896	399884	
	3432	503800	18729	2487914	
FOUNDRY FACINGS OF ALL KINDS					7288
100 U KINGDOM				717	
400 U STATES		6281		32698	
		6281		33415	
FULLERS EARTH IN BULK ONLY					7289
100 U KINGDOM		136		273	
400 U STATES		10747		57911	
		10883		58184	
GAS IMPORTED BY PIPE LINE	M FT				7290
400 U STATES	482034	176305	8781722	1877204	
	482034	176305	8781722	1877204	
INSULATORS ELECTRIC N O P					7291
100 U KINGDOM		37995		69920	
335 GERMANY W				585	

IMPORTS INTO CANADA FOR CONSUMPTION

127

Articles and Countries from which Imported	MONTH OF APRIL 1958		FOUR MONTHS ENDED APRIL 1958		Class Number
	Quantities	Values (\$)	Quantities	Values (\$)	
359 NORWAY				224	
376 SWITZRLNO				2820	
400 U STATES		58174		173581	
MAGNESIA PIPE COVERING		96169		247130	
100 U KINGDOM		15021		15021	7292
400 U STATES		4853		27972	
MINERAL WOOL		19874		42993	
327 FRANCE	LB	39927	39927	8660	7295
400 U STATES		148768	646399	83270	
SALT TABLE		188695	686326	91930	
400 U STATES	CWT	34	379	9337	7296
SALT FOR FISHERIES		2394	379	9337	
100 U KINGDOM	CWT		448	415	7297
224 JAMAICA		10700	51244	8575	
227 BAHAMAS		11200	90854	27807	
372 SPAIN			21940	11960	
SALT IN BULK N O P		21900	164486	48757	
352 MEXICO	CWT		206214	11277	7298
400 U STATES		49361	242424	59503	
SALT IN BAGS BARRELS		49361	448638	70780	
100 U KINGDOM	CWT	200	652	999	7299
400 U STATES		14072	79379	61184	
SULPHUR AND BRIMSTONE		14272	80031	62183	
400 U STATES	CWT				7300
MINERAL SUBSTANCES N O P		563944	815146	935821	
100 U KINGDOM		563944	815146	935821	7301
207 UN SO AFR					
231 HONG KONG		10360		38086	
305 AUSTRIA		19800		32805	
306 BELGIUM				343	
327 FRANCE		202		306	
335 GERMANY W		668		3667	
344 ITALY		1590		3217	
347 JAPAN		1361		3276	
354 NETHRLNDS		5273		8126	
400 U STATES		715		917	
VERMICULITE CRUDE		225		285	
400 U STATES		457725		1690835	
ASPHALT TILE FOR FLOORING		497919		1781863	
400 U STATES		16343		76446	7302
ANDALUSITE KYANITE MULLITE ETC		16343		76446	
400 U STATES	SO FT				7303
ANDALUSITE KYANITE MULLITE ETC		87695	7856	258127	
400 U STATES		87695	7856	258127	
ANDALUSITE KYANITE MULLITE ETC	CWT				7304
400 U STATES		2045	7368	22731	
		2045	7368	22731	

## IMPORTS INTO CANADA FOR CONSUMPTION

Articles and Countries from which Imported	MONTH OF APRIL 1958		FOUR MONTHS ENDED APRIL 1958		Class Number
	Quantities	Values (\$)	Quantities	Values (\$)	
<b>GROUP 8</b>					
<b>CHEMICALS AND ALLIED PRODUCTS</b>					
ACID BORACIC 25 LBS OR OVER 400 U STATES	LB 228875	12456	1234175	75841	8001
	228875	12456	1234175	75841	
ACID HYDROFLUOSILICIC 400 U STATES	LB 14701	1055	64878	5055	8002
	14701	1055	64878	5055	
ACID MURIATIC 400 U STATES	LB 335344	4025	1930646	23471	8003
	335344	4025	1930646	23471	
ACETYSALICYLIC ACID 100 U KINGDOM 400 U STATES	LB 50016	29392	215094	124645	8004
	45750	22120	282774	144431	
	95766	51512	497868	269076	
ACID NITRIC 400 U STATES	LB 2040715	59022	2590015	67465	8005
	2040715	59022	2590015	67465	
ACID PHOSPHORIC 400 U STATES	LB 3725	340	111718	7148	8006
	3725	340	111718	7148	
ACID SULPHURIC 400 U STATES	LB 383599	3759	1181143	12391	8008
	383599	3759	1181143	12391	
ACID LACTIC 100 U KINGDOM 318 DENMARK 335 GERMANY W 354 NETHRLNDS 400 U STATES	LB 2800	1140	18900	5949	8009
	7500	1378	12000	2205	
	9280	2045	9280	2045	
	24327	5873	48322	10935	
	43907	10436	112868	24693	
ACID NICOTINIC 376 SWITZRLND	LB		110	258	8010
			110	258	
SALICYLIC ACID 400 U STATES	LB 450	179	3950	1688	8011
	450	179	3950	1688	
ACID ACETIC AND PYROLIGNEOUS 400 U STATES	GAL 104	61	265	441	8012
	104	61	265	441	
ACID CRESYLIC 100 U KINGDOM 400 U STATES	LB 30040	2711	75341	6780	8015
			79850	20774	
	30040	2711	155191	27554	
XANTHATES FOR ORES 100 U KINGDOM 335 GERMANY W 400 U STATES	LB 106250	23436	550	79	8016
	573740	141033	110250	24367	
	679990	164469	1725804	451440	
			1836604	475886	
ACID OXALIC 327 FRANCE 335 GERMANY W 354 NETHRLNDS 400 U STATES	LB 21958	2669	21958	2669	8017
	155828	19095	261558	31597	
	33069	3799	71981	8481	
	1500	288	74890	12194	
	212355	25851	430387	54941	
ACID TANNIC 100 U KINGDOM 306 BELGIUM 327 FRANCE 400 U STATES	LB 560	751	1680	2093	8020
			2535	2981	
	1984	2916	2976	4173	
			5045	5814	
	2544	3667	12236	15061	
TARTARIC ACID CRYSTAL OR POWD 100 U KINGDOM 344 ITALY 400 U STATES	LB 90160	32079	103814	37003	8021
	37513	12392	37513	12392	
			700	476	
	127673	44471	142027	49871	
ACIDS N O P 100 U KINGDOM 306 BELGIUM 314 COLOMBIA 318 DENMARK 327 FRANCE 335 GERMANY W 344 ITALY 347 JAPAN 352 MEXICO 376 SWITZRLND 400 U STATES	LB 102865	23247	282010	71265	8022
	220	372	220	372	
			67804	10018	
	8164	2971	45721	11171	
			5111	5675	
	18651	7407	117858	22505	
			1102	1531	
	11	1819	31	5236	
			2	594	
	110	1368	110	1368	
	532257	134688	2105160	488784	
	662278	171872	2625129	618519	
ACID ARSENIC 400 U STATES	LB		244043	7807	8023
			244043	7807	
ASCORBIC ACID 376 SWITZRLND 400 U STATES		7531		15886	8024
		32570		73641	
		40101		89527	
ACID FORMIC 335 GERMANY W 354 NETHRLNDS 400 U STATES	LB 74946	7562	76882	7783	8025
	15432	1296	15432	1296	
	25019	3616	54827	9001	
	115397	12474	147141	18080	

IMPORTS INTO CANADA FOR CONSUMPTION

Articles and Countries from which Imported	MONTH OF APRIL 1958		FOUR MONTHS ENDED APRIL 1958		Class Number	
	Quantities	Values (\$)	Quantities	Values (\$)		
ACID CHROMIC	100 U KINGDOM	69168	18244	92168	23197	8026
	400 U STATES	44175	12457	201375	55743	
		113343	30701	293543	78940	
ACID CARBOLIC OR PHENOL	400 U STATES	463760	82347	1224528	219042	8027
		463760	82347	1224528	219042	
AMYL ALCOHOL	400 U STATES			204	755	8032
				204	755	
BUTYL ALCOHOL	400 U STATES	32465	4209	189860	25085	8034
		32465	4209	189860	25085	
METHYL ETHYL KETONE ETC	400 U STATES	492651	61304	1991646	247155	8035
		492651	61304	1991646	247155	
ETHYL AND METHYL ALCOHOL	400 U STATES	11364	5123	47812	20910	8036
		11364	5123	47812	20910	
RUM TO BE OENATURED	221 B GUIANA	976	1410	976	1410	8037
	224 JAMAICA			160	182	
	400 U STATES	109	146	436	589	
		1085	1556	1572	2181	
ISOPROPYL ALCOHOL	400 U STATES	3738	1843	5010	2710	8038
		3738	1843	5010	2710	
CELLULOSE ACETATE PHOTO FILM	400 U STATES		129224		539338	8046
			129224		539338	
CAFFEINE AND SALTS	100 U KINGDOM	1120	2818	2240	5603	8052
	335 GERMANY W	4400	8351	23720	47770	
	354 NETHRLNOS	20000	46426	47500	110470	
	376 SWITZRLND			4400	9210	
	400 U STATES			95	223	
		25520	57595	77955	173276	
COCAINE	100 U KINGDOM			475	5977	8053
				475	5977	
CODEINE AND SALTS	100 U KINGDOM			19495	100887	8054
	215 INCIA			2400	16295	
	335 GERMANY W			600	2377	
	354 NETHRLNDS			1353	5851	
				23848	125410	
OPIUM AND DERIVATIVES N O P	100 U KINGDOM			1617	9044	8056
	327 FRANCE			58	520	
	354 NETHRLNOS			530	2649	
	400 U STATES	20	228	233	1670	
		20	228	2438	13883	
QUININE SALTS	335 GERMANY W	2000	767	5800	2156	8059
	354 NETHRLNOS	2000	607	3000	874	
	400 U STATES	25000	8462	30800	10091	
		29000	9856	39600	13121	
STRYCHNINE AND SALTS	100 U KINGDOM	1000	980	1000	980	8060
		1000	980	1000	980	
PREPARATIONS WEED KILLING	100 U KINGDOM		44269		246146	8069
	318 DENMARK		30847		48370	
	335 GERMANY W		32354		35483	
	400 U STATES		721085		1246766	
			828555		1576765	
NICOTINE AND SALT FOR SPRAYING	100 U KINGDOM	1100	812	17400	14408	8070
	354 NETHRLNDS	1102	697	1102	697	
	400 U STATES	1000	911	5450	4097	
		3202	2420	23952	19202	
CHLOROPICRIN INSECTICIDES	400 U STATES		12548		23660	8071
			12548		23660	
SPRAYS IN PKGS NOT OVER 3 LBS	100 U KINGDOM		7822		27269	8072
	400 U STATES		32358		142243	
			40180		170212	
DISINFECTANTS DIPS SPRAYS NOP	100 U KINGDOM		19282		85614	8073
	318 DENMARK		6581		7441	
	327 FRANCE		11714		35325	
	335 GERMANY W		58636		104136	
	347 JAPAN		726		1217	
	359 NORWAY				276	
	363 PERU				7039	
	400 U STATES		1242187		2900870	
			1339126		3141918	
MEDICINAL PREPARATIONS DRY	100 U KINGDOM		69239		320904	
	231 HONG KONG		6079		15359	
	306 BELGIUM				640	
	318 DENMARK				115	
	327 FRANCE		42890		59344	
	335 GERMANY W		20295		95831	
	344 ITALY				914	

## IMPORTS INTO CANADA FOR CONSUMPTION

Articles and Countries from which Imported	MONTH OF APRIL 1958		FOUR MONTHS ENDED APRIL 1958		Class Number
	Quantities	Values (\$)	Quantities	Values (\$)	
347 JAPAN		509		969	
352 MEXICO		96		96	
354 NETHRLNDS		856		2236	
375 SWEDEN		459		459	
376 SWITZRLND		89697		163648	
400 U STATES		411182		1914588	
		641302		2575103	
MEDICINAL PREPARATIONS LIQUID					8075
100 U KINGDOM		3988		13056	
231 HONG KONG		1265		3137	
234 AUSTRALIA				1125	
327 FRANCE		12464		20221	
335 GERMANY W		1126		3156	
344 ITALY				229	
354 NETHRLNDS		2124		2331	
376 SWITZRLND		1044		16924	
400 U STATES		97779		534986	
		119790		595165	
MEDICINAL PREPARATIONS OTHER					8076
100 U KINGDOM				236	
231 HONG KONG		99		808	
327 FRANCE				200	
335 GERMANY W				210	
347 JAPAN		80		80	
376 SWITZRLND				1457	
400 U STATES		6291		66401	
		6470		69392	
MENTHOL NATURAL OR SYNTHETIC					8078
100 U KINGDOM		3901		14416	
234 AUSTRALIA		5626		5626	
304 ARGENTINA		334		976	
309 BRAZIL				14942	
313 CHINA				4657	
335 GERMANY W				794	
347 JAPAN				10561	
354 NETHRLNDS				6297	
400 U STATES		1352		8688	
		11213		66957	
PAPAIN					8079
203 B E AFR				8668	
400 U STATES		4022		6743	
		4022		15411	
SPIRITS AND STRONG WATERS NOP					8081
100 U KINGDOM	GAL	48	310	227	2126
231 HONG KONG		1007	5251	2200	10463
327 FRANCE				1	167
335 GERMANY W				32	538
376 SWITZRLND				1	126
400 U STATES		146	3053	425	11192
		1201	8614	2886	24619
EXTRACT OF CASCARA SAGRADA					8082
400 U STATES					
		2230		7068	
		2230		7068	
PENICILLIN AND PRODUCTS					8083
100 U KINGDOM		1280		20963	
318 DENMARK				4405	
400 U STATES		21987		271282	
		23267		296657	
STREPTOMYCIN AND PRODUCTS					8084
100 U KINGDOM				499	
400 U STATES		6417		56179	
		6417		56678	
SULPHA DRUGS					8085
100 U KINGDOM		16727		54267	
318 DENMARK		4990		16692	
327 FRANCE				311	
335 GERMANY W				8955	
354 NETHRLNDS		8425		33789	
376 SWITZRLND				16076	
400 U STATES		42366		127847	
		72508		257937	
ANTIBIOTICS N O P					8086
100 U KINGDOM		5069		40197	
318 DENMARK		220		1890	
327 FRANCE		2600		14200	
376 SWITZRLND		9095		9095	
400 U STATES		353669		1213591	
		370653		1278973	
ANILINE DYES 1 LB OR OVER					8091
100 U KINGDOM	LB	86920	90584	351835	356205
306 BELGIUM		7776	5733	11855	8545
327 FRANCE		16821	13911	60891	55669
335 GERMANY W		46682	56583	121132	188649
344 ITALY		2205	2198	3417	2903
354 NETHRLNDS		330	294	7830	5820
376 SWITZRLND		66623	112601	200472	348474
400 U STATES		268547	388474	994005	1386308
		495904	670378	1751437	2352573
ANILINE AND COAL TAR DYES NOP					8092
100 U KINGDOM	LB			1250	2390
318 DENMARK		7718	7060	7718	7060
376 SWITZRLND		171	566	446	1191
400 U STATES		5544	24254	19573	88574
		13433	31860	28987	99215
ANILINE OIL SALTS ALIZARIN					8094
100 U KINGDOM	LB	2120	315	2620	1334



IMPORTS INTO CANADA FOR CONSUMPTION

Articles and Countries from which Imported	MONTH OF APRIL 1958		FOUR MONTHS ENDED APRIL 1958		Class Number
	Quantities	Values (\$)	Quantities	Values (\$)	
335 GERMANY W			13440	1785	
400 U STATES			550	765	
	2120	315	16610	3884	
COAL TAR BASE OR SALT FOR DYES	LB				8095
100 U KINGDOM	12260	7465	19361	15892	
306 BELGIUM			6481	3665	
335 GERMANY W	56093	21614	121642	70250	
344 ITALY			10000	6009	
354 NETHRLNDS			220	305	
376 SWITZRLND			2000	1110	
400 U STATES	44823	39662	111607	109780	
	113176	68741	271311	207011	
CHEM COMP FOR DYEING TANNING	CWT				8104
100 U KINGDOM	595	7244	880	12842	
306 BELGIUM			2	56	
327 FRANCE			11	177	
335 GERMANY W	1858	37301	3669	53769	
376 SWITZRLND	215	9582	1217	21163	
400 U STATES	10191	68336	54078	321134	
	12859	122463	59857	409141	
BASIC CHROMIC SULPHATE	CWT				8105
100 U KINGDOM	240	1900	1140	9021	
335 GERMANY W			462	3719	
400 U STATES	1579	16665	7508	76231	
	1819	18565	9110	88971	
INDIGO INDIGO PASTE OR EXTRACT	CWT				8106
LOGWOOD AND FUSTIC EXTRACT	CWT				8109
400 U STATES	6	275	125	4712	
	6	275	125	4712	
QUEBRACHO EXTRACT	CWT				8111
100 U KINGDOM			403	5541	
304 ARGENTINA	5919	56713	22226	204260	
362 PARAGUAY	573	5206	4162	40822	
400 U STATES	497	6019	1048	12112	
	6989	67938	27839	262735	
TERRA JAPONICA GAMBIE CUTCH	CWT				8113
100 U KINGDOM	409	4517	1067	12132	
219 BEI OTHER			255	1635	
	409	4517	1322	13767	
TURMERIC	CWT				8114
215 INDIA	126	1124	394	3386	
	126	1124	394	3386	
NON EDIBLE SEEDS BEANS NUTS	CWT				8115
400 U STATES	49	518	65	1558	
	49	518	65	1558	
CHESTNUT EXTRACT	CWT				8116
327 FRANCE			1100	10507	
344 ITALY	441	3667	2102	18883	
400 U STATES	1332	12537	2434	23196	
	1773	16204	5636	52586	
SPRUCE EXTRACT	CWT				8117
400 U STATES			848	1455	
			848	1455	
MYROBALAN EXTRACT	CWT				8118
WATTLE EXTRACT	CWT				8119
207 UN SO AFR	966	6411	4057	27026	
400 U STATES			580	4821	
	966	6411	4637	31847	
EXTRACTS N O P DYEING TANNING	CWT				8121
100 U KINGDOM	26	465	46	3656	
234 AUSTRALIA	201	1469	201	1469	
335 GERMANY W	22	1191	22	1191	
400 U STATES	2614	9248	6355	39466	
	2863	12373	6624	45782	
BINITROTOLUOL FOR EXPLOSIVES	LB				8131
400 U STATES			10000	4150	
			10000	4150	
NITRATE COMPOUNDS N O P FOR EXPL	LB				8132
100 U KINGDOM	11200	1339	11200	1339	
400 U STATES	75800	9461	267889	33198	
	87000	10800	279089	34537	
BLASTING AND MINING POWDER	LB				8133
DYNAMITE AND NITRO GLYCERINE	LB				8134
400 U STATES			2700	1103	
			2700	1103	
FIREWORKS FIRECRACKERS					8135
100 U KINGDOM		9143		28924	
231 HONG KONG		24877		107724	
335 GERMANY W		1656		1897	
359 NORWAY		146		146	
369 PORT ASIA				795	
400 U STATES		5856		14215	
		41678		153701	
FUSE NON METALLIC					8136
400 U STATES				4671	
				4671	
GUN RIFLE SPORTING POWDER	LB				8137
400 U STATES	47258	41721	136882	120728	
	47258	41721	136882	120728	
EXPLOSIVES N O P	LB				8138
400 U STATES	436912	94228	2883039	575489	
	436912	94228	2883039	575489	

## IMPORTS INTO CANADA FOR CONSUMPTION

Articles and Countries from which Imported	MONTH OF APRIL 1958		FOUR MONTHS ENDED APRIL 1958		Class Number
	Quantities	Values (\$)	Quantities	Values (\$)	
NITROGEN SOLUTION	CWT				8149
400 U STATES	50758	146072	205265	574548	
	50758	146072	205265	574548	
NITROGEN FERTILIZER N O P	CWT				8150
359 NORWAY			300	901	
			300	901	
AMMONIUM SULPHATE	CWT				8151
100 U KINGDOM	623	1966	1576	4857	
335 GERMANY W			661	1649	
400 U STATES	5107	11119	30179	55199	
	5730	13085	32416	61705	
BASIC SLAG	CWT				8152
POTASH MURIATE OF	CWT				8155
327 FRANCE	29982	40762	79982	108796	
335 GERMANY W			44000	54663	
400 U STATES	281445	303136	674373	738108	
	311427	343898	798355	901567	
POTASH SULPHATE OF	CWT				8156
327 FRANCE	24603	45940	24603	45940	
400 U STATES	32422	58362	78458	139104	
	57025	104302	103061	185044	
SODA NITRATE OR CUBIC NITRE	CWT				8157
100 U KINGDOM	112	454	459	2181	
312 CHILE	2200	6406	8920	24171	
400 U STATES	22165	48817	60427	135050	
	24477	55677	69806	161402	
TRIPLE SUPERPHOSPHATE	CWT				8161
400 U STATES	103292	236385	192849	442578	
	103292	236385	192849	442578	
SUPERPHOSPHATE N O P	CWT				8162
400 U STATES	317937	306568	1073325	1026746	
	317937	306568	1073325	1026746	
PHOSPHATE FERTILIZER N O P	CWT				8163
400 U STATES	18038	60463	36775	128620	
	18038	60463	36775	128620	
SULPHATE OF POTASH MAGNESIA	CWT				8164
400 U STATES	6668	4807	15107	10740	
	6668	4807	15107	10740	
FERTILIZER MIXED	CWT				8166
100 U KINGDOM			226	3771	
400 U STATES	16224	103915	32751	242057	
	16224	103915	32977	245828	
FERTILIZER MATERIALS N O P	CWT				8167
347 JAPAN			800	5319	
400 U STATES	32611	109651	74215	239054	
	32611	109651	75015	244373	
LITHARGE	CWT				8171
100 U KINGDOM	1067	14565	1773	24180	
400 U STATES	1579	23408	5176	77594	
	2646	37973	6949	101774	
LEAD RED DRY ORANGE MINERAL	LB				8172
100 U KINGDOM	97200	12324	233060	30083	
400 U STATES	14300	2892	16800	3290	
	111500	15216	249860	33373	
LEAD WHITE	LB				8173
100 U KINGDOM			4480	623	
			4480	623	
ANTIMONY OXIDE	LB				8179
100 U KINGDOM			84000	18769	
306 BELGIUM			5600	1172	
400 U STATES	21400	4873	23100	5337	
	21400	4873	112700	25278	
LAMP BLACK	LB				8180
400 U STATES	8985	1823	59540	12202	
	8985	1823	59540	12202	
TITANIUM OXIDE	LB				8181
100 U KINGDOM	1645000	349444	5569900	1229636	
400 U STATES	2918480	273715	13977568	1436845	
	4563480	623159	19547468	2666481	
CARBON BLACK	LB				8182
100 U KINGDOM			2626	205	
400 U STATES	2053513	145642	8962766	623585	
	2053513	145642	8965392	623790	
BONE BLACK AND IVORY BLACK	LB				8183
400 U STATES	13750	2435	68030	12725	
	13750	2435	68030	12725	
BLANC FIXE	LB				8184
100 U KINGDOM	5300	1452	5840	1720	
306 BELGIUM	22000	825	22000	825	
335 GERMANY W	40000	1279	40000	1279	
400 U STATES	9344	1068	62884	6824	
	76644	4624	130724	10648	
BRONZE POWDER	LB				8185
100 U KINGDOM	90	110	1512	1735	
335 GERMANY W	100	177	1100	836	
400 U STATES	412	569	1216	1507	
	602	856	3828	4078	
LITHOPONE	LB				8186
100 U KINGDOM	148800	9885	148800	9885	
335 GERMANY W	89994	6865	89994	6865	
400 U STATES	56000	5157	222977	19284	
	294794	21907	461771	36034	
OXIDE OF COBALT	LB				8187
100 U KINGDOM			1000	1400	
400 U STATES	2000	4096	6050	12410	
	2000	4096	7050	13810	

IMPORTS INTO CANADA FOR CONSUMPTION

Articles and Countries from which Imported	MONTH OF APRIL 1958		FOUR MONTHS ENDED APRIL 1958		Class Number
	Quantities	Values (\$)	Quantities	Values (\$)	
OXIDE OF COPPER	LB				8188
100 U KINGDOM	17920	5503	62720	20342	
400 U STATES	1000	392	5000	2110	
	18920	5895	67720	22452	
OXIDES FILLERS COLOURS DRY NOP	LB				8189
100 U KINGDOM	140256	34509	300707	102494	
318 DENMARK	9053	12567	11791	15150	
335 GERMANY W	38513	2260	154206	11590	
354 NETHRLNDS			3398	1222	
372 SPAIN			2200	507	
376 SWITZRLND	378	568	929	2212	
400 U STATES	412017	188696	2022018	800280	
	600217	238600	2495249	933455	
PARIS GREEN DRY	LB				8190
400 U STATES			1000	367	
			1000	367	
SATIN WHITE	LB				8191
400 U STATES	89522	1833	332050	6853	
	89522	1833	332050	6853	
ULTRAMARINE BLUE DRY OR PULP	LB				8192
100 U KINGDOM	42580	8778	76740	15756	
354 NETHRLNDS			550	76	
400 U STATES	16400	4806	39750	11168	
	58980	13584	117040	27000	
ZINC WHITE OXIDE	LB				8193
100 U KINGDOM	22000	1804	44400	4279	
400 U STATES	63000	8664	322006	46532	
	85000	10468	366406	50811	
OXIDE OF TIN	LB				8194
100 U KINGDOM	7232	6702	17988	16748	
400 U STATES	56	63	2356	3167	
	7288	6765	20344	19915	
OCHRES SIENNAS AND UMBERS	LB				8201
100 U KINGDOM	5000	197	17652	707	
400 U STATES	152260	6283	434130	18462	
	157260	6480	451782	19169	
PUTTY	LB				8202
100 U KINGDOM			2800	146	
400 U STATES	75788	12469	285130	41679	
	75788	12469	287930	41825	
ARTISTS AND CHILDRENS COLOURS					8211
100 U KINGDOM		42147		77514	
306 BELGIUM		141		141	
327 FRANCE				556	
335 GERMANY W		584		3001	
347 JAPAN		684		1212	
400 U STATES		29138		90433	
		72694		172857	
LIQUID FILLERS AND PAINTS NOP	GAL				8213
100 U KINGDOM	997	5768	4377	11120	
236 NEW ZEAL	40	268	40	268	
335 GERMANY W	112	407	964	2858	
354 NETHRLNDS	7	61	7	61	
375 SWEDEN			76	399	
376 SWITZRLND			36	154	
400 U STATES	38631	180628	188013	891924	
	39787	187132	193513	906784	
SPIRIT VARNISHES AND LACQUERS	GAL				8214
100 U KINGDOM	89	966	265	2521	
335 GERMANY W	30	389	1804	11707	
400 U STATES	6990	32333	28503	139107	
	7109	33688	30572	153335	
STAINS AND OXIDES	LB				8215
100 U KINGDOM	380	780	5993	8532	
335 GERMANY W			6	197	
400 U STATES	29648	37344	91008	130194	
	30028	38124	97007	138923	
VARNISHES LACQUERS JAPANS NOP	GAL				8216
100 U KINGDOM	312	1259	1603	7871	
318 DENMARK			26	132	
327 FRANCE			34	189	
335 GERMANY W	7	156	92	861	
354 NETHRLNDS	60	189	60	189	
376 SWITZRLND			9	92	
400 U STATES	17755	64489	88227	288005	
	18134	66093	90051	297339	
ALCOHOLIC PERFUMES UNOER 4 OZ					8221
100 U KINGDOM		9423		12670	
231 HONG KONG				367	
327 FRANCE		21615		45093	
335 GERMANY W		3592		11158	
344 ITALY		320		1209	
354 NETHRLNDS				1643	
372 SPAIN		93		360	
400 U STATES		23357		50678	
		58400		123178	
ALCOHOLIC PERFUMES OVER 4 OZ	GAL				8222
100 U KINGDOM	68	321	119	4781	
231 HONG KONG			20	217	
327 FRANCE	264	2396	352	6639	
335 GERMANY W	135	1900	259	3571	
372 SPAIN			1	127	
400 U STATES	40	728	166	2384	
	507	5345	917	17719	
PERFUMERY TOILET PREPARATIONS					8224
100 U KINGDOM		9058		30875	

## IMPORTS INTO CANADA FOR CONSUMPTION

Articles and Countries from which Imported	MONTH OF APRIL 1958		FOUR MONTHS ENDED APRIL 1958		Class Number
	Quantities	Values (\$)	Quantities	Values (\$)	
306 BELGIUM				318	
327 FRANCE		8836		30380	
335 GERMANY W		20040		36403	
344 ITALY		1649		4464	
347 JAPAN				162	
352 MEXICO		132		132	
372 SPAIN				54	
375 SWEDEN		91		379	
376 SWITZRLND		63		281	
400 U STATES		105340		333383	
		145209		436831	
CASTILE SOAP	LB				8231
400 U STATES	1916	788	2596	1079	
	1916	788	2596	1079	
COMMON OR LAUNDRY SOAP	LB				8232
100 U KINGDOM		61	2230	200	
354 NETHRLNDS	602	61	602	61	
400 U STATES	29000	4239	261750	38839	
	29602	4300	264582	39100	
LIQUID SOAP	LB				8234
100 U KINGDOM	1040	191	1040	191	
400 U STATES	299081	73213	1131385	283282	
	300121	73404	1132425	283473	
SOAP POWDERS AND FLAKES	LB				8235
100 U KINGDOM			4720	465	
354 NETHRLNDS			324	116	
400 U STATES	389705	57697	1369614	213107	
	389705	57697	1374658	213688	
TOILET SOAP N O P					8236
100 U KINGDOM		25586		39306	
306 BELGIUM				982	
327 FRANCE				547	
335 GERMANY W		247		1852	
344 ITALY		129		129	
354 NETHRLNDS				159	
366 PORTUGAL				127	
372 SPAIN		102		233	
375 SWEDEN		248		248	
400 U STATES		18850		69076	
		45162		112659	
SOAP N O P					8238
100 U KINGDOM		1442		2630	
376 SWITZRLND				172	
400 U STATES		9487		51332	
		10929		54134	
ALUM IN BULK NOT CALCINED	CWT				8251
100 U KINGDOM	1357	4290	1469	4654	
335 GERMANY W	220	525	220	525	
400 U STATES	294	2056	1496	8521	
	1871	6871	3185	13700	
CHLORIDE OF ALUMINUM	CWT				8252
400 U STATES	2430	34899	10024	140201	
	2430	34899	10024	140201	
SULPHATE OF IRON COPPERAS	CWT				8253
100 U KINGDOM			896	1120	
400 U STATES	2546	4393	6075	11479	
	2546	4393	6971	12592	
SULPHATE OF ALUMINA ALUM CAKE	CWT				8254
335 GERMANY W	446	695	1106	2353	
400 U STATES	6067	11758	25352	48869	
	6513	12453	26458	51222	
AMMONIA NITRATE	LB				8261
400 U STATES	800	207	18040	1970	
	800	207	18040	1970	
SAL AMMONIAC	LB				8262
100 U KINGDOM	11256	483	11256	483	
335 GERMANY W	32000	1523	32000	1523	
365 POLAND	11023	354	11023	354	
400 U STATES	3819	687	33028	3185	
	58098	3047	87307	5545	
SAL AMMONIAC SKIMMINGS	LB				8263
400 U STATES	178924	7542	459859	24229	
	178924	7542	459859	24229	
AMMONIA COMPOUNDS N O P	LB				8264
100 U KINGDOM	39024	9119	115067	17720	
335 GERMANY W	31062	1323	106394	4560	
354 NETHRLNDS	2688	365	2688	365	
400 U STATES	327310	27294	3005447	159395	
	400084	38101	3229596	182040	
AMMONIA ANHYDROUS	LB				8265
400 U STATES	3194843	132625	14919959	608920	
	3194843	132625	14919959	608920	
ANTIMONY SALTS TARTAR EMETIC	LB				8271
400 U STATES	7656	3590	17701	8007	
	7656	3590	17701	8007	
COPPER SUBACETATE PRECIPITATE	LB				8274
COPPER SULPHATE	LB				8275
100 U KINGDOM	397108	31591	640468	51184	
400 U STATES	111474	19230	275746	39218	
	508582	50821	916214	91102	
TIN BICHLORIDE TIN CRYSTALS	LB				8277
100 U KINGDOM	1000	660	1110	785	
400 U STATES			2487	2738	
	1000	660	3597	3523	

IMPORTS INTO CANADA FOR CONSUMPTION

135

Articles and Countries from which Imported	MONTH OF APRIL 1958		FOUR MONTHS ENDED APRIL 1958		Class Number
	Quantities	Values (\$)	Quantities	Values (\$)	
ZINC CHLORIDE					
100 U KINGDOM	LB		5600	591	8278
400 U STATES		3662	30145	3741	
		3662	35745	4332	
ZINC SULPHATE					
100 U KINGDOM	LB	31196	322896	10215	8279
306 BELGIUM		30000	120000	5482	
335 GERMANY W			107955	5516	
400 U STATES		90500	137100	11299	
		432196	687951	32512	
BISMUTH SALTS					
100 U KINGDOM				8038	8291
400 U STATES		6414		1596	
		6414		9634	
LEAD ACETATE NOT GROUND					
100 U KINGDOM	LB	29160	40364	6402	8292
		29160	40364	6402	
LEAD ARSENATE					
400 U STATES	LB	9600	9600	2112	8293
		9600	9600	2112	
LEAD NITRATE NOT GROUND					
100 U KINGDOM	LB	4032	5152	606	8294
400 U STATES		4800	10200	2218	
		8832	15352	2824	
COMPOUNDS OF TETRAETHYL LEAD					
400 U STATES	LB	650600	1643180	595017	8295
		650600	1643180	595017	
BROMINE					
100 U KINGDOM	LB	155	155	108	8301
400 U STATES		1101	7143	4172	
		1256	7298	4280	
CHLORINE LIQUID CHLORINE GAS					
400 U STATES	LB	4415250	15247950	433859	8303
		4415250	15247950	433859	
IODINE CRUDE					
312 CHILE	LB	4016	4016	3720	8304
400 U STATES		2205	20307	21640	
		6221	24323	25360	
IODIZED SALTS FOR ANIMALS					
100 U KINGDOM				860	8305
400 U STATES				5099	
				5959	
CALCIUM ARSENATE					
400 U STATES	LB	45000	45000	3632	8311
		45000	45000	3632	
CALCIUM CHLORIDE					
306 BELGIUM	CWT		441	1400	8315
335 GERMANY W			190	985	
400 U STATES		51175	128539	201342	
		51175	129170	203727	
CHLORIDE OF LIME					
100 U KINGDOM	CWT	3439	3886	16021	8316
347 JAPAN		44	88	1315	
354 NETHRLNDS			110	346	
400 U STATES		886	2300	42465	
		4369	6384	60147	
CALCIUM MOLYBDATE					
400 U STATES	LB	790	790	4014	8318
		790	790	4014	
CALCIUM COMPDS NOP EXC CITRATE					
100 U KINGDOM	LB	60386	79298	10334	8319
318 DENMARK		22	2022	746	
335 GERMANY W		1102	1377	389	
344 ITALY			441	747	
354 NETHRLNDS		3985	4205	1226	
359 NORWAY		30000	30000	828	
376 SWITZRLND		2332	4532	8580	
400 U STATES		738576	2881476	253673	
		836403	3003351	276523	
CREAM OF TARTAR IN CRYSTALS					
100 U KINGDOM	LB	28000	29120	8290	8322
344 ITALY		4409	31760	7119	
372 SPAIN			7502	1704	
		32409	68382	17113	
POTASH AND PEARL ASH					
400 U STATES	LB	67975	228606	21163	8323
		67975	228606	21163	
POTASH BICHROMATE CRUDE					
100 U KINGDOM	LB	6000	10000	1473	8326
335 GERMANY W			2205	330	
400 U STATES		34000	71000	12059	
		40000	83205	13862	
POTASH CAUSTIC					
327 FRANCE	LB	55242	55242	4432	8327
335 GERMANY W		52821	119487	10613	
375 SWEDEN		1000	1000	240	
400 U STATES		763850	2587276	120326	
		872913	2763005	135611	
POTASH CHLORATE GROUND					
376 SWITZRLND	LB		22046	2646	8329
400 U STATES			5219	1095	
			27265	3741	
POTASH RED OR YELLOW PRUSSIAE					
400 U STATES	LB	100	540	275	8330
		100	540	275	

## IMPORTS INTO CANADA FOR CONSUMPTION

Articles and Countries from which Imported	MONTH OF APRIL 1958		FOUR MONTHS ENDED APRIL 1958		Class Number
	Quantities	Values (\$)	Quantities	Values (\$)	
POTASH NITRATE OR SALTPETRE	LB				8331
100 U KINGDOM			440	167	
335 GERMANY W	131130	7614	222377	13609	
390 GERMANY E			77161	4096	
400 U STATES			53527	3004	
	131130	7614	353505	20876	
POTASH COMPOUNDS N O P	LB				8332
100 U KINGDOM	38564	8772	42043	10129	
318 DENMARK	11023	1269	11518	1821	
327 FRANCE			2000	2639	
335 GERMANY W	22040	2181	22040	2181	
354 NETHRLNOS	80640	10074	80640	10074	
400 U STATES	490699	55079	1843902	178878	
	642966	77375	2002143	205722	
CLEANING COMPOUNDS SODIUM BASE	LB				8337
100 U KINGDOM			9105	1146	
400 U STATES	1472126	215302	5706380	868291	
	1472126	215302	5715485	869437	
SODA BENZOATE	LB				8338
400 U STATES	5000	392	15000	1180	
	5000	392	15000	1180	
SODA BROMIOE	LB				8339
100 U KINGDOM			17067	5364	
318 DENMARK			1102	258	
400 U STATES	500	166	1700	570	
	500	166	19869	6192	
SODA CITRATE	LB				8340
BORAX	LB				8342
100 U KINGDOM			6720	378	
400 U STATES	1342004	43857	5985470	195570	
	1342004	43857	5992190	195948	
GLAUBER SALTS	LB				8343
100 U KINGDOM	2000	112	2000	112	
335 GERMANY W	110115	1294	110115	1294	
400 U STATES	60000	1053	416840	7365	
	172115	2459	528955	8771	
SODA ARSENIATE BINARSENATE	LB				8344
400 U STATES	9000	2798	21400	9859	
	9000	2798	21400	9859	
SODA ASH OR SARILLA	LB				8345
100 U KINGDOM			1041200	16234	
400 U STATES	2029200	32539	16252115	256726	
	2029200	32539	17293315	272960	
SODA BICARBONATE	LB				8346
100 U KINGDOM	415000	7971	1397000	26695	
400 U STATES	790750	20065	3426400	88035	
	1205750	28036	4823400	114730	
SODA BICHRIMATE	LB				8347
100 U KINGDOM	260100	27804	505100	58554	
335 GERMANY W			60000	6571	
400 U STATES	233102	27742	1198482	143587	
	493202	55546	1763582	208712	
SODA BISULPHATE OR NITRE CAKE	LB				8348
400 U STATES	285570	5614	1460440	30192	
	285570	5614	1460440	30192	
SODA BISULPHITE	LB				8349
100 U KINGDOM	26208	1361	49553	2701	
400 U STATES	25040	1204	56220	2565	
	51248	2565	105773	5266	
SODA CAUSTIC IN PACKAGES	LB				8350
100 U KINGDOM	31024	1078	31024	1078	
327 FRANCE	30998	1793	32012	1849	
375 SWEDEN	9000	1424	9000	1424	
400 U STATES	763260	35740	2466835	119748	
	834282	40035	2538871	124099	
SODA CAUSTIC IN SOLUTION	LB				8352
400 U STATES	9699351	126106	36235386	465949	
	9699351	126106	36235386	465949	
SODA CHLORATE	LB				8353
SODIUM CYANIOE	LB				8354
100 U KINGDOM	422700	54057	1158372	147271	
335 GERMANY W	176330	23720	176330	23720	
400 U STATES			46385	8316	
	599030	77777	1381087	179307	
SODIUM GLUTAMATE	LB				8355
313 CHINA	7500	7577	15000	15249	
347 JAPAN			3330	3092	
400 U STATES	22058	22744	143143	150607	
	29558	30321	161473	168948	
SODA HYPOSULPHITE	LB				8356
100 U KINGDOM	120120	4336	131320	4726	
400 U STATES	60000	3675	146578	9903	
	180120	8011	277898	14629	
SODA NITRITE	LB				8357
100 U KINGDOM	134400	5407	190400	7695	
335 GERMANY W	44559	1424	44559	1424	
400 U STATES	4000	419	12000	1242	
	182959	7250	246959	10361	
SODA PEROXIDE	LB				8358
100 U KINGDOM	60000	8250	200250	27671	
400 U STATES	1600	335	28242	5865	
	61600	8585	228492	33536	
SODA PHOSPHATE N O P	LB				8359
100 U KINGDOM	3425	666	3425	666	

IMPORTS INTO CANADA FOR CONSUMPTION

137

Articles and Countries from which Imported	MONTH OF APRIL 1958		FOUR MONTHS ENDED APRIL 1958		Class Number
	Quantities	Values (\$)	Quantities	Values (\$)	
335 GERMANY W			2310	432	
400 U STATES	205175	31966	1830274	220609	
SODA PRUSSATE	208600	32632	1836009	221707	8360
400 U STATES	LB		5000	726	
SODA SAL	LB		5000	726	8361
100 U KINGDOM	10000	140	10000	140	
400 U STATES			600	53	
SODA SILICATE	10000	140	10600	193	8362
100 U KINGDOM	89934	3290	221934	7465	
400 U STATES	739675	38756	2104435	106267	
SODA SULPHATE CRUDE SALT CAKE	829609	42046	2326369	113732	
400 U STATES	LB		3438980	29669	8363
SODA SULPHIDE	LB		10487360	91587	
100 U KINGDOM			63168	2864	
400 U STATES	250775	14378	491235	27861	
SODA SULPHITE	250775	14378	554403	30725	8365
100 U KINGDOM	LB		1792	124	
335 GERMANY W			897792	19890	
400 U STATES	1005625	20416	10000	480	
SODIUM COMPOUNDS N O P	1007417	20540	1502970	40728	
100 U KINGDOM	LB		2410762	61098	8366
305 AUSTRIA	92111	23423	380878	73269	
318 DENMARK	33069	3946	33069	3946	
327 FRANCE	40000	1340	101700	4790	
335 GERMANY W			7525	8472	
344 ITALY	38825	9302	71257	24277	
347 JAPAN			1410	900	
354 NETHRLNDS	18800	4220	4480	126	
375 SWEDEN	3429	3807	52910	5786	
400 U STATES	2131674	131169	6184	6937	
SODA PHOSPHATE TRISODIUM	2357908	177207	6832727	581408	
400 U STATES	LB		7492140	709911	8368
SODA FLUORIDE	102575	5549	269325	14288	
100 U KINGDOM	102575	5549	269325	14288	
400 U STATES	LB		53132	6092	8369
SODA ANTIMONATE	3025	1257	82272	9839	
100 U KINGDOM	56157	7349	6600	1986	
400 U STATES	LB		88872	11825	8370
ACID PHOSPHATE NOT MEDICINAL			2240	507	
400 U STATES	60000	14172	136000	32307	
HYDROGEN PEROXIDES IN SOLUTION	60000	14172	138240	32814	
100 U KINGDOM	LB		211135	19356	8371
400 U STATES	211135	19356	644533	59818	
MAGNESIUM CARBONATE	211135	19356	644533	59818	
100 U KINGDOM	LB		10000	1754	8373
400 U STATES	22506	6361	10000	1754	
MAGNESIUM SALTS COMPOUNDS NOP	32506	8115	278669	79410	
100 U KINGDOM	LB		288669	81164	8374
335 GERMANY W	20000	1423	147500	10413	
400 U STATES	1200	487	11531	1554	
MAGNESIUM SULPHATE EPSOM SALTS	21200	1910	159031	11967	
100 U KINGDOM	LB		9510	1264	8375
335 GERMANY W			33610	9167	
400 U STATES	1473293	25606	36431	1561	
MAGNESIUM SULPHATE	1482803	26870	3033856	103770	
100 U KINGDOM	LB		3103897	114498	8376
335 GERMANY W			2140	131	
400 U STATES	240613	2381	14740	591	
MERCURY SALTS	166000	3388	624530	6413	
100 U KINGDOM	408753	5900	622000	12750	
400 U STATES	LB		1261270	19754	8377
PHOSPHORUS AND COMPOUNDS N O P					
400 U STATES					
RADIUM AND COMPOUNDS					
100 U KINGDOM					
400 U STATES					
MOLYBDENUM OXIDE					
400 U STATES					
ETHYL CHLORIDE					
400 U STATES					
ACETONE					
400 U STATES					
ETHYLENE DICHLORIDE					
400 U STATES					
AMYL ACETATE					
400 U STATES					

## IMPORTS INTO CANADA FOR CONSUMPTION

Articles and Countries from which Imported	MONTH OF APRIL 1958		FOUR MONTHS ENDED APRIL 1958		Class Number
	Quantities	Values (\$)	Quantities	Values (\$)	
BLACKING SHOE LEATHER DRESSING					8392
100 U KINGDOM		2443		16023	
335 GERMANY W		127		334	
344 ITALY		454		454	
354 NETHRLNDS		3020		19696	
376 SWITZRLND		859		859	
400 U STATES		158676		437338	
		165579		474704	
BLUEING LAUNDRY					8393
100 U KINGDOM		6499		15139	
400 U STATES		4671		6655	
		11170		21794	
CAMPHOR NATURAL OR SYNTHETIC	LB				8394
100 U KINGDOM	2000	809	6970	2818	
335 GERMANY W	8818	3246	8818	3246	
354 NETHRLNDS			551	217	
400 U STATES	3220	1809	13352	7155	
	14038	5864	29691	13436	
CARBON BISULPHIDE N O P	LB				8395
400 U STATES			6600	453	
			6600	453	
CARBON TETRACHLORIDE	LB				8396
100 U KINGDOM			5150	714	
400 U STATES	4470	571	7091	931	
	4470	571	12241	1645	
CHLOROFORM	LB				8397
335 GERMANY W	3086	470	3086	470	
400 U STATES	26370	7146	34842	9518	
	22456	7616	37928	9288	
CYANIOE OF POTASSIUM	LB				8398
100 U KINGDOM	2500	818	4948	1586	
335 GERMANY W			2205	858	
400 U STATES			13000	4997	
	2500	818	20153	7441	
ETHYLENE GLYCOL FOR ANTIFREEZE	LB				8399
400 U STATES			4000	1312	
			4000	1312	
ETHYLENE GLYCOL N O P	LB				8400
400 U STATES			5368	908	
			5368	908	
FORMALDEHYDE	LB				8401
400 U STATES	565350	22319	1828365	71618	
	565350	22319	1828365	71618	
GLYCERINE CRUDE	LB				8402
224 JAMAICA			137634	17704	
316 CUBA			250849	35508	
400 U STATES	436860	74985	1849175	325043	
	436860	74985	2237658	378255	
GLYCERINE FOR EXPLOSIVES	LB				8403
400 U STATES	82240	20847	372645	97171	
	82240	20847	372645	97171	
GLYCERINE N O P	LB				8404
400 U STATES	42750	12233	144382	40997	
	42750	12233	144382	40997	
INK PRINTING	LB				8405
100 U KINGDOM	25661	14404	105709	55979	
305 AUSTRIA			2819	748	
306 BELGIUM	1290	619	1290	619	
318 DENMARK	1049	718	2929	2016	
335 GERMANY W	16526	9249	35494	20052	
400 U STATES	117077	67761	481262	274854	
	161603	92751	629503	354268	
INK ROTOGRAVURE	LB				8406
400 U STATES	94476	27960	393619	103494	
	94476	27960	393619	103494	
INK WRITING					8407
100 U KINGDOM		191		247	
335 GERMANY W				436	
344 ITALY				3000	
400 U STATES		10492		32822	
		10683		36505	
NAPHTHALENE SOLID	LB				8408
100 U KINGDOM	80640	7259	80640	7259	
306 BELGIUM	226170	9642	226170	9642	
335 GERMANY W			63399	4109	
354 NETHRLNDS	14000	949	58048	3690	
400 U STATES	2593	380	7543	1570	
	323403	18230	435800	26270	
CHEMICALS FOR SYNTHETIC RESINS	LB				8410
335 GERMANY W	22046	6045	22046	6045	
400 U STATES	141000	39400	350630	94564	
	163046	45445	372676	100609	
SULPHURIC ETHER	LB				8411
400 U STATES	35815	6065	183778	40292	
	35815	6065	183778	40292	
THEOBROMINE DIMETHYL SULPHATE	LB				8412
POLISH KNIFE DR OTHER N O P					8413
100 U KINGDOM		3873		15364	
318 DENMARK				145	
335 GERMANY W		405		1316	
400 U STATES		62913		172024	
		67191		188849	
VANILLIN	LB				8414
100 U KINGDOM	500	1646	1250	4129	
335 GERMANY W			224	1218	



IMPORTS INTO CANADA FOR CONSUMPTION

139

Articles and Countries from which Imported	MONTH OF APRIL 1958		FOUR MONTHS ENDED APRIL 1958		Class Number
	Quantities	Values (\$)	Quantities	Values (\$)	
400 U STATES	100	302	200	607	
ALL OTHER DRUGS CHEMICALS N O P	600	1948	1674	5954	8415
100 U KINGDOM		369924		1219440	
207 UN SO AFR				400	
220 BERMUDA				5482	
231 HONG KONG		3164		8539	
234 AUSTRALIA		425		425	
305 AUSTRIA		487		569	
306 BELGIUM		4661		8310	
317 CZECHOS				1176	
318 DENMARK		2902		13413	
327 FRANCE		26861		89713	
335 GERMANY W		90621		224872	
344 ITALY		10381		24833	
347 JAPAN		4299		8468	
352 MEXICO		3550		9806	
353 MOROCCO				1474	
354 NETHRLNDS		18577		34324	
359 NORWAY		548		548	
375 SWEDEN		4115		5870	
376 SWITZRLND		109340		363003	
381 ALASKA				76	
400 U STATES		4511753		16931070	
PHTHALIC ANHYDRIDE		5161608		18951811	8416
306 BELGIUM	LB	44160	7452	132480	21451
327 FRANCE		11000	1755	11000	1755
335 GERMANY W		77157	11675	77157	11675
344 ITALY		588515	87898	1266486	190735
365 POLAND		110000	15536	110000	15536
400 U STATES		45040	9222	101037	20939
MATERIALS N O P FOR PLASTICS		875872	133538	1698160	262091
100 U KINGDOM W			13663		34469
335 GERMANY W					27524
400 U STATES			953913		3879675
CASINGS SYNTHETIC FOR MEATS			967576		3941668
335 GERMANY W	LB	467	599	467	599
400 U STATES		9952	14875	80092	112980
TUNGSTEN CARBIDE IN TUBES		10419	15474	80559	113579
400 U STATES					7292
BUTADIENE					7292
400 U STATES					32769
ETHYL BENZENE					32769
GASOLINE ANTI OXIDANTS					253526
400 U STATES					253526
SYNTHETIC RESIN GLUE					1096540
100 U KINGDOM	GAL				1096540
335 GERMANY W					
344 ITALY					
354 NETHRLNDS					
400 U STATES					
RIBOFLAVIN					
318 DENMARK					
335 GERMANY W					
376 SWITZRLND					
400 U STATES					
YEAST DEAD OR INACTIVE					
400 U STATES					
CATALYSTS PETROLEUM REFINING					
100 U KINGDOM					
400 U STATES					
FATTY ALCOHOLS					
335 GERMANY W					
400 U STATES					
FLUORESCENT COATING OR POWDER					
100 U KINGDOM					
400 U STATES					
CELLULOSE ESTERS NO ADMIXTURE					
100 U KINGDOM					
400 U STATES					
CELLULOSE COMPDs MOULDING ETC					
400 U STATES					
CELLULOSE PLASTICS FOAM EXPND					
335 GERMANY W					
400 U STATES					
CELLULOSE COMPOUNDS N O P					
400 U STATES					

## IMPORTS INTO CANADA FOR CONSUMPTION

Articles and Countries from which Imported	MONTH OF APRIL 1958		FOUR MONTHS ENDED APRIL 1958		Class Number
	Quantities	Values (\$)	Quantities	Values (\$)	
CELLULOSE PLASTIC PRIM SHAPES					8600
100 U KINGDOM		6100		18734	
335 GERMANY W				2199	
344 ITALY				4262	
400 U STATES		80430		442766	
		86530		467961	
CELLUL PLAST SHAPES REINFORCED					8630
100 U KINGDOM				5487	
400 U STATES		40655		116986	
		40655		122473	
LAMINATD MOULDED CELL PLASTICS					8650
100 U KINGDOM		1712		3119	
335 GERMANY W				619	
400 U STATES		23911		53832	
		25623		57570	
CELL NITRATE ENGRAVING SHEETS					8670
335 GERMANY W				12839	
354 NETHRLNDS				16890	
400 U STATES		4762		29263	
		4762		58992	
MFRS OF CELLULOSE PLASTICS NOP					8700
100 U KINGDOM		7207		39942	
203 B E AFR				1191	
231 HONG KONG		385		5717	
306 BELGIUM				146	
327 FRANCE		571		1660	
335 GERMANY W		3516		6494	
336 GREECE				480	
342 IRAN				256	
344 ITALY		2543		3286	
347 JAPAN		211		629	
354 NETHRLNDS				397	
359 NORWAY				93	
375 SWEDEN		1314		1584	
376 SWITZRLND		461		1176	
400 U STATES		134792		602662	
		151000		665713	
MFRS OF REGEN CELLULOSE NOP					8720
100 U KINGDOM		41843		98614	
231 HONG KONG				683	
318 DENMARK				195	
327 FRANCE				28066	
335 GERMANY W		614		2023	
344 ITALY				943	
347 JAPAN				156	
354 NETHRLNDS		504		1130	
375 SWEDEN				4567	
376 SWITZRLND				4970	
400 U STATES		109244		412053	
		152205		553400	
SYNTHETIC RESINS NO AOMIXTURE					8750
100 U KINGDOM		13530		48367	
327 FRANCE		23516		47701	
335 GERMANY W		3638		22838	
344 ITALY				82	
347 JAPAN		13518		21018	
359 NORWAY				2402	
376 SWITZRLND		3580		6559	
400 U STATES		2051861		6611452	
		2109643		6760419	
SYNTHETIC RESINS IN SOLUTIONS					8770
100 U KINGDOM				1381	
335 GERMANY W		11210		17286	
347 JAPAN				4088	
376 SWITZRLND		69		129	
400 U STATES		467503		1742202	
		478782		1765086	
SYNTH RESIN COMPDs MOULDNG ETC					8800
100 U KINGDOM		37379		94911	
335 GERMANY W				4803	
400 U STATES		477072		1754868	
		514451		1854582	
SYNTH RESINS FOAMED EXPANDED					8830
335 GERMANY W		21722		51928	
400 U STATES		197396		462833	
		219118		514761	
SYNTH RESIN COMPOSITIONS NOP					8850
100 U KINGDOM		65		65	
335 GERMANY W				208	
344 ITALY				226	
400 U STATES		240569		701843	
		240634		702342	
SYNT OR PROT PLAST PRIM SHAPES					8870
100 U KINGDOM		35252		231837	
335 GERMANY W		20546		68058	
344 ITALY		3622		3622	
354 NETHRLNDS				2193	
372 SPAIN				1443	
400 U STATES		661379		2533152	
		720799		2840305	
SYNTH RESIN SHAPES REINFORCED					8900
100 U KINGDOM		14605		19965	
400 U STATES		207766		721791	
		222371		741756	
LAMIN PLASTICS SYN RES BONDED					8930
100 U KINGDOM		2494		7861	

IMPORTS INTO CANADA FOR CONSUMPTION

Articles and Countries from which Imported	MONTH OF APRIL 1958		FOUR MONTHS ENDED APRIL 1958		Class Number
	Quantities	Values (\$)	Quantities	Values (\$)	
318 DENMARK				190	
335 GERMANY W				849	
400 U STATES		66195		208460	
		68689		217360	
MFRS OF SYNT RES OR PROT PLAST					8950
100 U KINGDOM		76850		203255	
215 INDIA		914		1561	
231 HONG KONG		8637		20655	
234 AUSTRALIA		439		3305	
305 AUSTRIA				196	
306 BELGIUM		394		5337	
318 DENMARK		2191		3872	
327 FRANCE		13060		34384	
335 GERMANY W		14331		57186	
344 ITALY		9127		33922	
347 JAPAN		16573		66848	
354 NETHRLNDS		96		1293	
372 SPAIN				134	
375 SWEDEN				137	
376 SWITZRLND				134	
384 P RICO				2867	
400 U STATES		1699149		5888009	
		1841761		6323095	

## IMPORTS INTO CANADA FOR CONSUMPTION

Articles and Countries from which Imported	MONTH OF APRIL 1958		FOUR MONTHS ENDED APRIL 1958		Class Number
	Quantities	Values (\$)	Quantities	Values (\$)	
<u>GROUP 9</u>					
MISCELLANEOUS COMMODITIES					
FILM FOR REPRODUCTION	FEET				9000
100 U KINGDOM	11664	772	103969	6569	
327 FRANCE	25946	457	33269	789	
336 GREECE			7700	1900	
400 U STATES	898854	48610	3329784	185835	
	936464	49839	3474722	195093	
BAGATELLE OR OTHER GAME BOARDS					9001
100 U KINGDOM		4860		11867	
231 HONG KONG				298	
306 BELGIUM		126		126	
327 FRANCE				1500	
335 GERMANY W		126		393	
344 ITALY		107		107	
347 JAPAN				801	
354 NETHRLNDS		51		111	
375 SWEDEN				135	
400 U STATES		73403		256274	
		78673		271612	
BALLS CUES CUE RACKS CUE TIPS					9002
100 U KINGDOM		486		5196	
306 BELGIUM		50		50	
327 FRANCE		361		859	
335 GERMANY W		325		325	
347 JAPAN				882	
400 U STATES				574	
		1222		7886	
BALLS TENNIS	DOZ				9004
100 U KINGDOM	1981	4063	22403	51878	
317 CZECHO S	300	432	300	432	
400 U STATES	168	696	270	1085	
	2449	5191	22973	53395	
BALLS ALL KINDS MOP FOR SPORTS					9005
100 U KINGDOM		2022		27621	
215 INDIA		173		657	
216 PAKISTAN		1950		3397	
234 AUSTRALIA		371		1842	
236 NEW ZEAL				286	
317 CZECHO S		1041		1041	
327 FRANCE		200		1542	
335 GERMANY W		4099		5213	
340 HUNGARY		50		50	
344 ITALY		201		201	
347 JAPAN		1998		3890	
354 NETHRLNDS		5582		6152	
376 SWITZRLND				74	
400 U STATES		33841		95711	
		51528		147677	
FILMS X RAY					9006
100 U KINGDOM		121597		411315	
306 BELGIUM		7897		46799	
376 SWITZRLND		2923		2923	
400 U STATES		115848		482617	
		248265		943654	
GUN COVERS GAME BAGS					9007
347 JAPAN		806		1206	
400 U STATES		1888		4238	
		2694		5444	
CRICKET BATS BALLS GLOVES					9008
100 U KINGDOM		4855		11426	
234 AUSTRALIA		151		485	
400 U STATES				335	
		5006		12246	
DOLLS					9009
100 U KINGDOM		7011		16785	
231 HONG KONG		7299		15928	
327 FRANCE				159	
335 GERMANY W		2264		3471	
344 ITALY		581		9022	
347 JAPAN		10293		24604	
354 NETHRLNDS		102		102	
365 POLAND		2302		2632	
372 SPAIN		310		396	
390 GERMANY E		85		85	
400 U STATES		19731		46521	
		49978		119705	
FILMS PHOTOGRAPHERS					9010
100 U KINGDOM		23863		86717	
306 BELGIUM		44684		244735	
327 FRANCE				1064	
335 GERMANY W		2731		14929	
347 JAPAN				80	
381 ALASKA				200	
400 U STATES		503613		1822779	
		574891		2170504	
FILMS CINEMATOGRAPH POSITIVES	FEET				9011
100 U KINGDOM	540069	39516	1376874	113465	
207 UN SO AFR	609	164	609	164	
215 INDIA	1500	94	2700	190	
225 TRINIDAD	1300	104	1300	104	

IMPORTS INTO CANADA FOR CONSUMPTION

143

Articles and Countries from which Imported	MONTH OF APRIL 1958		FOUR MONTHS ENDED APRIL 1958		Class Number
	Quantities	Values (\$)	Quantities	Values (\$)	
231 HONG KONG	3200	111	13500	935	
232 MALTA			1700	136	
234 AUSTRALIA			7669	639	
305 AUSTRIA			9000	720	
306 BELGIUM	5921	485	14142	1003	
318 DENMARK			1000	80	
320 DOM REP			400	120	
322 EGYPT			1100	88	
326 FINLAND	1024	300	1024	300	
327 FRANCE	965286	75202	3255705	238377	
335 GERMANY W	26198	1340	123063	9679	
344 ITALY	27326	2272	163553	14603	
347 JAPAN	8036	662	11836	939	
354 NETHRLNOS	3200	250	4775	421	
355 INDONESIA			1400	112	
359 NORWAY	200	137	8200	978	
372 SPAIN			1181	94	
375 SWEDEN	1242	246	1242	246	
376 SWITZRLND	920	435	3770	745	
380 USSR	29700	2376	82777	6623	
387 VENEZUELA			7800	624	
388 YUGO SLAV			1647	150	
390 GERMANY E			8590	820	
391 LEBANON			1000	80	
400 U STATES	4072567	390785	17105875	1613961	
	5688298	514479	22213432	2006396	
FILMS FOR AERIAL PHOTOGRAPHY					9012
100 U KINGDOM		204		204	
400 U STATES		5573		7472	
		5777		7676	
FISHING RODS					9013
100 U KINGDOM		3161		5555	
305 AUSTRIA				145	
318 DENMARK				97	
347 JAPAN		22530		61555	
375 SWEDEN				474	
400 U STATES		55722		238033	
		61413		305859	
GOLF CLUBS AND FINISHED PARTS					9014
100 U KINGDOM		2244		10756	
400 U STATES		86966		217160	
		89210		227916	
MECHANICAL TOYS OF METAL					9016
100 U KINGDOM		7005		18834	
231 HONG KONG		1191		2389	
335 GERMANY W		12763		15895	
344 ITALY		1203		1273	
347 JAPAN		38640		205413	
375 SWEDEN				423	
400 U STATES		58104		130502	
		118906		374729	
METAL JUVENILE CONSTR SETS					9017
100 U KINGDOM		2028		5541	
400 U STATES		1294		1451	
		3322		6992	
TOYS OF ALL KINDS N O P					9018
100 U KINGDOM		113482		318677	
216 PAKISTAN				392	
231 HONG KONG		15405		70406	
234 AUSTRALIA				5029	
305 AUSTRIA		18396		18446	
306 BELGIUM		2334		4932	
317 CZECHO S		3311		4273	
318 DENMARK		6038		9333	
327 FRANCE		3837		3987	
335 GERMANY W		14596		56176	
340 HUNGARY		1953		2784	
344 ITALY		840		2786	
347 JAPAN		98759		342918	
354 NETHRLNDS		7811		9746	
359 NORWAY				92	
375 SWEDEN				3161	
376 SWITZRLND				157	
390 GERMANY E		252		1984	
400 U STATES		228389		724585	
		515403		1579864	
SPORTSMENS FISHING TACKLE NDP					9019
100 U KINGDOM		28334		125699	
231 HONG KONG		1014		8602	
234 AUSTRALIA		8945		12291	
305 AUSTRIA		312		1449	
317 CZECHO S				290	
318 DENMARK				636	
327 FRANCE		43044		110527	
335 GERMANY W		23238		61879	
344 ITALY		1427		3734	
347 JAPAN		80986		259348	
359 NORWAY		2495		49625	
372 SPAIN		539		3975	
375 SWEDEN		9815		39756	
376 SWITZRLND		656		3787	
400 U STATES		386968		1781152	
		587773		2462750	
FILMS CINEMATOGRAPH NEGATIVE					9020
306 BELGIUM				847	
400 U STATES		8478		25013	
		8478		25860	

## IMPORTS INTO CANADA FOR CONSUMPTION

Articles and Countries from which Imported	MONTH OF APRIL 1958		FOUR MONTHS ENDED APRIL 1958		Class Number
	Quantities	Values (\$)	Quantities	Values (\$)	
BRUSHES ARTISTS					9021
100 U KINGDOM		2876		11041	
318 DENMARK				162	
327 FRANCE				423	
335 GERMANY W		2246		7290	
347 JAPAN		773		2247	
400 U STATES		6265		10181	
		12160		31344	
BRUSHES PAINT AND VARNISH					9022
100 U KINGDOM		15668		71717	
231 HONG KONG		316		2730	
313 CHINA		4262		4262	
317 CZECHO S				520	
335 GERMANY W		1812		2338	
354 NETHRLNDS		298		298	
400 U STATES		2322		8908	
		24678		90773	
BRUSHES TOOTH	DOZ				9023
100 U KINGDOM	2074	2184	22477	23919	
231 HONG KONG	15000	2468	20760	3471	
327 FRANCE			40	104	
335 GERMANY W			40	61	
347 JAPAN			480	119	
400 U STATES	8523	8642	53497	52529	
	25597	13294	97294	80203	
BRUSHES TOILET N O P					9024
100 U KINGDOM		6076		26346	
231 HONG KONG		183		5809	
305 AUSTRIA		238		238	
317 CZECHO S				629	
318 DENMARK		11247		30283	
327 FRANCE		4770		11448	
335 GERMANY W		7968		14433	
347 JAPAN		735		2472	
354 NETHRLNDS		254		254	
375 SWEDEN		742		3536	
400 U STATES		22550		67282	
		54763		162730	
BRUSHES ALL OTHER N O P					9025
100 U KINGDOM		24303		54464	
231 HONG KONG		176		176	
317 CZECHO S		505		505	
318 DENMARK				125	
327 FRANCE		130		4112	
335 GERMANY W		1020		5710	
340 HUNGARY				790	
347 JAPAN		651		1307	
354 NETHRLNDS		5962		9393	
376 SWITZRLND		100		100	
384 P RICO		80		80	
400 U STATES		69050		223152	
		101977		299914	
PACKAGES CONTAINING GOODS					9030
100 U KINGDOM		393340		1153541	
203 B E AFR		200		823	
207 UN SO AFR		2299		8454	
208 BSA OTHER		60		60	
215 INDIA		2232		10131	
216 PAKISTAN		383		737	
217 CEYLON		1325		5424	
218 MALAYA				281	
221 B GUIANA		362		31301	
223 BARBADOS		2145		7739	
224 JAMAICA		628		6792	
225 TRINIDAD		1812		7128	
228 LEEW WIND				35	
231 HONG KONG		20648		73779	
232 MALTA		321		1073	
234 AUSTRALIA		4947		19466	
236 NEW ZEAL				196	
304 ARGENTINA		25141		30799	
305 AUSTRIA		1379		4627	
306 BELGIUM		12626		45366	
307 BEL CONGO				5	
309 BRAZIL		169		1796	
312 CHILE				12	
313 CHINA		23404		56719	
314 COLOMBIA				148	
316 CUBA		204		2728	
317 CZECHO S		15673		43008	
318 DENMARK		6700		21823	
321 ECUADOR		54		54	
325 ETHIOPIA				20	
326 FINLAND		2759		36666	
327 FRANCE		30932		79971	
328 FR AFRICA		635		3106	
335 GERMANY W		86163		235476	
336 GREECE		176		593	
337 GUATEMALA				98	
338 HAITI		70		229	
340 HUNGARY		1062		2064	
344 ITALY		28393		67123	
347 JAPAN		150033		491185	
352 MEXICO		594		1020	
354 NETHRLNDS		60851		143763	
355 INDONESIA		4		84	

IMPORTS INTO CANADA FOR CONSUMPTION

145

Articles and Countries from which Imported	MONTH OF APRIL 1958		FOUR MONTHS ENDED APRIL 1958		Class Number
	Quantities	Values (\$)	Quantities	Values (\$)	
359 NORWAY		355		1333	
360 ISRAEL		48		1341	
364 PHIL		126		368	
365 POLAND		1969		5527	
366 PORTUGAL		1630		5483	
367 AZORES		85		275	
369 PORT ASIA				129	
372 SPAIN		3716		17608	
375 SWEDEN		11625		38926	
376 SWITZRLND		26059		124157	
381 ALASKA				1009	
383 HAWAII		2		462	
384 P RICO		1270		4984	
386 URUGUAY				95	
388 YUGO SLAV		303		1953	
389 IRELAND		2123		4363	
390 GERMANY E		227		2529	
393 TAIWAN				364	
400 U STATES		197786		753043	
		1125048		3526392	
ORTHOPEDIC APPLIANCES ETC					9050
100 U KINGDOM		181		1189	
335 GERMANY W				112	
400 U STATES		5839		34122	
		6020		35423	
EFFECTS LEFT BY BEQUEST					9051
100 U KINGDOM		11313		37973	
205 RHOO NYAS		750		750	
207 UN SO AFR				1500	
215 INOIA		200		200	
230 GIBRALTAR				100	
306 BELGIUM		850		850	
318 DENMARK		200		1095	
327 FRANCE				140	
335 GERMANY W		902		2902	
340 HUNGARY				5300	
344 ITALY				506	
354 NETHRLNDS		250		4734	
359 NORWAY		100		1100	
375 SWEDEN				1200	
376 SWITZRLNO				95	
391 LEBANON				400	
400 U STATES		36597		96776	
		51162		155621	
ARTIFICIAL LIMBS AND PARTS					9053
100 U KINGDOM		459		1917	
400 U STATES		7535		33278	
		7994		35195	
BEAD ORNAMENTS					9055
231 HONG KONG				7710	
327 FRANCE				166	
347 JAPAN				76	
400 U STATES		2337		8971	
		2337		16923	
BELTS N O P					9056
100 U KINGDOM		1132		6652	
215 INOIA				88	
231 HONG KONG		3638		23104	
306 BELGIUM		224		829	
317 CZECHO S				79	
327 FRANCE		2991		7587	
335 GERMANY W		1199		1673	
344 ITALY		1827		2600	
352 MEXICO		142		142	
372 SPAIN				95	
388 YUGO SLAV				1667	
400 U STATES		12884		64906	
		24037		109422	
BLINDS NOT TEXTILE OR PAPER					9057
231 HONG KONG				114	
335 GERMANY W				59	
347 JAPAN		15194		38276	
393 TAIWAN				1080	
400 U STATES		55		3856	
		15249		43385	
BOOT SHOE SHIRT STAY LACES					9058
100 U KINGDOM		232		809	
347 JAPAN				3551	
400 U STATES		3494		9755	
		3726		14115	
BOOTS SHOES AND SLIPPERS FELT	PAIR				9059
100 U KINGDOM			262	239	
327 FRANCE			2880	1159	
344 ITALY			83	184	
400 U STATES			638	434	
			3863	2016	
BOOTS SHOES AND SLIPPERS N O P	PAIR				9060
100 U KINGDOM	5948	5707	11023	13963	
215 INDIA	1920	614	2400	744	
231 HONG KONG	22058	6873	54062	15553	
305 AUSTRIA	216	137	216	137	
309 BRAZIL			1740	348	
317 CZECHO S	1290	812	1290	812	
327 FRANCE	1200	772	1246	823	
335 GERMANY W	1194	1733	1548	2364	
338 HAITI	169	737	1545	4182	

## IMPORTS INTO CANADA FOR CONSUMPTION

Articles and Countries from which Imported	MONTH OF APRIL 1958		FOUR MONTHS ENDED APRIL 1958		Class Number
	Quantities	Values (\$)	Quantities	Values (\$)	
344 ITALY	9987	18745	33471	59992	
347 JAPAN	59548	16191	77921	23697	
354 NETHRLNDS	72	97	10430	8627	
359 NORWAY			84	78	
372 SPAIN			22	58	
375 SWEDEN	59	106	59	106	
383 HAWAII			192	376	
388 YUGO SLAV			238	287	
400 U STATES	18591	28555	96278	145835	
	122252	81079	293765	277982	
BROOMS AND WHISKS					9061
100 U KINGDOM		128		128	
335 GERMANY W		59		59	
340 HUNGARY		4335		6383	
344 ITALY		1174		4169	
352 MEXICO		3325		5661	
365 POLAND		4750		25676	
381 ALASKA		58		58	
388 YUGO SLAV		314		2276	
400 U STATES		4059		17148	
		18202		61558	
BUTTONS SHOE N O P		498		7186	9063
400 U STATES		498		7186	
BUTTONS COLLAR AND CUFF	GROSS				9065
100 U KINGDOM	27	594	69	1207	
305 AUSTRIA	11	994	11	994	
317 CZECHO S			50	64	
318 DENMARK	3	265	3	265	
335 GERMANY W	4	250	145	4761	
347 JAPAN			23	511	
352 MEXICO			1	80	
371 THAILAND			1	63	
388 YUGO SLAV			1	74	
400 U STATES	426	10661	3613	78425	
	471	12764	3917	86444	
BUTTONS N O P	GROSS				9066
100 U KINGDOM	1062	2941	6672	15549	
224 JAMAICA	250	651	250	651	
231 HONG KONG			2400	980	
317 CZECHO S	30	60	2309	2124	
318 DENMARK	50	553	86	976	
327 FRANCE	496	832	496	832	
335 GERMANY W	1644	2222	9336	14177	
344 ITALY	150	400	16336	9800	
347 JAPAN	18119	9070	94256	42315	
354 NETHRLNDS	726	2383	4298	13915	
400 U STATES	76155	76770	305480	291891	
	98682	95882	441919	393210	
CASES BOXES DESKS FANCY					9067
100 U KINGDOM		24135		52896	
215 INDIA				71	
231 HONG KONG		243		316	
234 AUSTRALIA				83	
305 AUSTRIA				833	
306 BELGIUM				1628	
316 CUBA				102	
317 CZECHO S		250		1935	
318 DENMARK		1235		1309	
327 FRANCE		1175		5717	
335 GERMANY W		11618		34739	
344 ITALY		1845		2853	
346 ITAL AFR				585	
347 JAPAN		4723		26773	
352 MEXICO		210		1132	
354 NETHRLNDS				8886	
360 ISRAEL				1674	
372 SPAIN		155		700	
375 SWEDEN		957		957	
376 SWITZRLND				1614	
390 GERMANY E		261		261	
400 U STATES		91500		360823	
		138307		505887	
CHARITABLE DONATIONS					9068
400 U STATES		865		9060	
		865		9060	
COMBS TOILET DRESSING FANCY					9069
100 U KINGDOM		1941		10232	
231 HONG KONG				160	
305 AUSTRIA				2824	
327 FRANCE				1993	
335 GERMANY W		3166		6122	
347 JAPAN				3790	
376 SWITZRLND				165	
400 U STATES		9323		38409	
		14430		63695	
APPLIANCES FOR THE DEAF PARTS					9070
100 U KINGDOM		6700		12250	
305 AUSTRIA		978		3012	
318 DENMARK		3063		5756	
335 GERMANY W		86		3209	
354 NETHRLNDS				234	
400 U STATES		229757		950738	
		240584		975199	
FANS					9071
231 HONG KONG		508		4399	



IMPORTS INTO CANADA FOR CONSUMPTION

147

Articles and Countries from which Imported	MONTH OF APRIL 1958		FOUR MONTHS ENDED APRIL 1958		Class Number
	Quantities	Values (\$)	Quantities	Values (\$)	
318 DENMARK				109	
347 JAPAN				1133	
400 U STATES				426	
INSOLES OF ALL KINDS		508		6067	
100 U KINGDOM				4461	9072
335 GERMANY W		274		1368	
347 JAPAN				58	
354 NETHRLNDS				1407	
400 U STATES		7358		27654	
JEWELLERY N O P		7632		34948	
100 U KINGDOM		19161		53483	9073
215 INDIA		122		1599	
217 CEYLON		113		113	
220 BERMUDA		315		315	
221 B GUIANA		75		75	
231 HONG KONG		898		4165	
234 AUSTRALIA				100	
305 AUSTRIA		11603		49375	
313 CHINA				178	
317 CZECHO S		16776		60172	
318 DENMARK		1879		2545	
327 FRANCE		1411		6719	
335 GERMANY W		86333		409846	
340 HUNGARY		115		115	
344 ITALY		13031		21169	
347 JAPAN		22669		83268	
352 MEXICO		1199		4246	
354 NETHRLNDS		253		603	
357 NETH ANT				1240	
359 NORWAY		97		732	
360 ISRAEL		449		1659	
366 PORTUGAL		292		292	
371 THAILAND		2049		6777	
372 SPAIN		3111		8693	
375 SWEDEN				137	
376 SWITZRLND		2909		5178	
388 YUGO SLAV				568	
389 IRELAND		5035		10530	
390 GERMANY E		275		275	
400 U STATES		169393		867768	
MATTRESSES		359563		1601935	
100 U KINGDOM		74206		202906	9075
327 FRANCE		127		327	
335 GERMANY W		3397		15665	
347 JAPAN		8195		12129	
354 NETHRLNDS		515		515	
400 U STATES		22933		39820	
PICTURE AND PHOTOGRAPH FRAMES		109373		271362	
100 U KINGDOM		1356		6402	9076
231 HONG KONG		170		456	
305 AUSTRIA		116		679	
306 BELGIUM		325		325	
313 CHINA		68		68	
318 DENMARK		3129		3217	
327 FRANCE				120	
335 GERMANY W		399		2707	
344 ITALY		2844		6784	
347 JAPAN		6103		17008	
352 MEXICO		119		282	
354 NETHRLNDS		568		3041	
372 SPAIN		897		1083	
400 U STATES		46566		132910	
POCKET BOOKS PORTFOLIOS PURSES		62660		175082	
100 U KINGDOM		83954		226063	9077
215 INDIA				237	
227 BAHAMAS				58	
231 HONG KONG		3206		15227	
305 AUSTRIA		1111		1222	
306 BELGIUM		291		2742	
316 CUBA				156	
317 CZECHO S		94		959	
322 EGYPT		193		193	
327 FRANCE		2830		19913	
335 GERMANY W		35023		77896	
337 GUATEMALA				103	
338 HAITI		351		430	
340 HUNGARY		3489		3576	
344 ITALY		24967		66108	
347 JAPAN		35164		170049	
352 MEXICO		6924		14093	
353 MOROCCO				1099	
354 NETHRLNDS		1098		15884	
360 ISRAEL				756	
365 POLAND				132	
372 SPAIN		327		327	
375 SWEDEN		217		725	
376 SWITZRLND		778		2255	
384 P RICO		1640		1640	
388 YUGO SLAV				1427	
390 GERMANY E		120		282	
400 U STATES		325103		1089416	
		526880		1712968	

## IMPORTS INTO CANADA FOR CONSUMPTION

Articles and Countries from which Imported	MONTH OF APRIL 1958		FOUR MONTHS ENDED APRIL 1958		Class Number
	Quantities	Values (\$)	Quantities	Values (\$)	
REFRIGERATORS ELECTRIC N O P	NO				
100 U KINGDOM	206	10942	857	54951	9078
344 ITALY			3	255	
400 U STATES	10486	1636258	33804	5637993	
	10692	1647200	34664	5693199	
REFRIGERATORS N O P	NO				
100 U KINGDOM	1	66	1	66	9079
306 BELGIUM			2	521	
400 U STATES	502	17242	862	32593	
	503	17308	865	33180	
REGALIA AND BADGES					
100 U KINGDOM		3016		14815	9080
215 INDIA		167		1230	
216 PAKISTAN		204		2047	
231 HONG KONG		229		774	
327 FRANCE		492		2168	
335 GERMANY W		735		2348	
344 ITALY		154		1243	
347 JAPAN		168		624	
400 U STATES		5794		21635	
		10959		46884	
SHADES LAMP N O P SHADE HOLDERS					
100 U KINGDOM				259	9081
231 HONG KONG				51	
318 DENMARK		134		134	
327 FRANCE		249		400	
335 GERMANY W		823		823	
344 ITALY		56		56	
347 JAPAN		227		462	
354 NETHRLNDS		52		52	
400 U STATES		19965		62708	
		21506		64945	
SPECTACLE FRAMES AND PARTS N O P					
100 U KINGDOM		2443		5402	9082
305 AUSTRIA		239		2657	
327 FRANCE		1722		11928	
335 GERMANY W		15383		72971	
344 ITALY		5412		16506	
347 JAPAN		153		1537	
400 U STATES		226483		926502	
		251835		1037503	
PARTS FOR SPECTACLE FRAMES					
400 U STATES		39985		166155	9083
		39985		166155	
TOBACCO PIPES SMOKERS SETS					
100 U KINGDOM		15178		34947	9084
232 MALTA				141	
305 AUSTRIA				89	
317 CZECHO S		314		314	
327 FRANCE		8151		18571	
335 GERMANY W		304		760	
344 ITALY		6666		35801	
347 JAPAN		78		360	
354 NETHRLNDS		128		128	
389 IRELAND		1227		1227	
400 U STATES		7372		29489	
		39418		121827	
TOBACCO POUCHES CIGARETTE CASE					
100 U KINGDOM		5198		12376	9085
317 CZECHO S		595		698	
327 FRANCE		201		201	
335 GERMANY W		453		1351	
344 ITALY		80		80	
347 JAPAN		4190		4382	
372 SPAIN		111		111	
400 U STATES		1971		4729	
		12799		23928	
TOILET AND MANICURE SETS					
100 U KINGDOM		1824		3096	9086
305 AUSTRIA		4568		5408	
327 FRANCE		245		245	
335 GERMANY W		6205		13644	
376 SWITZRLND		61		61	
400 U STATES		163		1705	
		13066		24159	
TRUNKS AND VALISES					
100 U KINGDOM		49282		140190	9087
231 HONG KONG				334	
317 CZECHO S		7173		10020	
327 FRANCE				1138	
335 GERMANY W		3244		9266	
344 ITALY				179	
347 JAPAN		10998		17351	
352 MEXICO		71		71	
354 NETHRLNDS		1273		1709	
359 NORWAY				195	
375 SWEDEN		1659		11316	
400 U STATES		78151		358947	
		151851		550716	
UMBRELLAS PARASOLS SUNSHADES					
100 U KINGDOM		3099		7235	9088
231 HONG KONG		117		117	
335 GERMANY W		177		177	
344 ITALY		285		285	
347 JAPAN		5176		10765	
354 NETHRLNDS		338		631	

IMPORTS INTO CANADA FOR CONSUMPTION

149

Articles and Countries from which Imported	MONTH OF APRIL 1958		FOUR MONTHS ENDED APRIL 1958		Class Number
	Quantities	Values (\$)	Quantities	Values (\$)	
376 SWITZRLND		1038		1038	
400 U STATES		11094		29628	
WINDOW SHADE OR BLIND ROLLERS		21324		49876	9090
375 SWEODEN		1273		4731	
400 U STATES		3499		12104	
REFRIGERATOR PARTS		4772		16835	9091
100 U KINGDOM		172858		513239	
306 BELGIUM		202		404	
318 DENMARK		1209		3469	
400 U STATES		896921		2867758	
HOME OR FARM FREEZERS ELECTRIC		1071190		3384870	9092
400 U STATES	NO				
	3564	611897	16088	2689600	
MINERAL MEDICINAL AERATED WATER	3564	611897	16088	2689600	9103
100 U KINGDOM		309		568	
327 FRANCE		5557		5557	
344 ITALY				779	
400 U STATES		5820		22169	
ACCORDIONS CONCERTINAS MELODEONS		11686		29073	9110
100 U KINGDOM	NO				
305 AUSTRIA			1	402	
317 CZECHOSLOVAKIA			1	67	
318 DENMARK	4	164	5	264	
326 FINLAND			5	526	
335 GERMANY WEST			1	208	
344 ITALY	630	13636	2319	57485	
347 JAPAN	996	53333	3810	202727	
354 NETHERLANDS			10	120	
375 SWEODEN			1	125	
376 SWITZRLND	5	571	10	1005	
390 GERMANY EAST	36	349	296	2501	
400 U STATES	7	948	194	2312	
	1678	69001	249	12706	
BRASS BAND INSTRUMENTS			6902	280448	9111
100 U KINGDOM		16089		75438	
216 PAKISTAN				70	
317 CZECHOSLOVAKIA		700		5631	
327 FRANCE		10249		30742	
335 GERMANY WEST		6061		25541	
344 ITALY		1582		11804	
352 MEXICO				1083	
376 SWITZRLND				70	
383 HAWAII				148	
400 U STATES		13928		66635	
		48609		217162	
HARPS	NO				9113
400 U STATES	1	980	3	2377	
CABINET ORGANS	1	980	3	2377	9114
335 GERMANY WEST	NO				
347 JAPAN	10	610	14	1663	
400 U STATES	2	145	2	145	
	5	1790	10	2445	
PIPE ORGANS	17	2545	26	4253	9115
335 GERMANY WEST	NO				
400 U STATES	1	11651	1	11651	
ORGAN PARTS N O P	1	683	3	16159	9116
	2	12334	4	27810	
100 U KINGDOM		722		23692	
335 GERMANY WEST		923		10912	
354 NETHERLANDS		122		122	
376 SWITZRLND		189		271	
390 GERMANY EAST				407	
400 U STATES		11556		52712	
PIANOS		13512		88116	9117
100 U KINGDOM	NO				
335 GERMANY WEST	9	2861	39	15186	
347 JAPAN	1	272	3	1548	
354 NETHERLANDS			14	3785	
400 U STATES			2	900	
	79	24460	275	95295	
	89	27593	333	116714	
PIANO PARTS N O P					9118
100 U KINGDOM		1669		31562	
335 GERMANY WEST		712		712	
375 SWEODEN				202	
400 U STATES		9973		40842	
PHONOGRAPHS GRAMOPHONES N O P		12354		73318	9120
100 U KINGDOM		14333		55741	
231 HONG KONG		114		228	
305 AUSTRIA		94		94	
318 DENMARK				983	
327 FRANCE				86	
335 GERMANY WEST		3421		13567	
347 JAPAN		6974		21661	
354 NETHERLANDS		1905		12898	
376 SWITZRLND		1879		6322	
400 U STATES		149049		548199	
		177769		659779	
PHONOGRAPH RECORDS	NO				9121
100 U KINGDOM	18199	14623	64861	52773	

## IMPORTS INTO CANADA FOR CONSUMPTION

Articles and Countries from which Imported	MONTH OF APRIL 1958		FOUR MONTHS ENDED APRIL 1958		Class Number
	Quantities	Values (\$)	Quantities	Values (\$)	
231 HONG KONG	747	604	1497	921	
317 CZECHO S			955	348	
318 DENMARK	300	235	462	362	
326 FINLAND	169	135	279	212	
327 FRANCE	9824	12240	33941	44311	
335 GERMANY W	6177	4796	32429	22719	
340 HUNGARY	935	333	3512	1892	
344 ITALY	3365	2451	30292	19670	
347 JAPAN			1582	712	
354 NETHRLNDS	333	441	3240	3953	
365 POLAND			262	245	
366 PORTUGAL			36	70	
375 SWEDEN	75	94	75	94	
376 SWITZRLND	1783	1283	2168	1533	
380 USSR	530	159	1099	299	
388 YUGO SLAV			327	213	
390 GERMANY E	172	160	172	160	
400 U STATES	283344	154910	1146950	611956	
	325953	192464	1324139	762443	
OTHER MUSICAL INSTRUMENTS					9122
100 U KINGDOM		1972		9700	
231 HONG KONG				127	
316 CUBA		156		240	
317 CZECHO S		1549		4517	
327 FRANCE		699		3941	
335 GERMANY W		23184		68541	
344 ITALY		985		2592	
347 JAPAN		5470		17187	
352 MEXICO		2495		5001	
354 NETHRLNDS		281		3199	
375 SWEDEN				265	
376 SWITZRLND		3431		8372	
390 GERMANY E		1359		1847	
400 U STATES		155503		755050	
		197084		880579	
MUSICAL INSTRUMENT STRINGS					9123
100 U KINGDOM		233		354	
305 AUSTRIA		1000		2428	
318 DENMARK				188	
335 GERMANY W		915		5616	
400 U STATES		7182		30143	
		9330		38729	
PHONOGRAPHS COIN OPERATED	NO				9124
400 U STATES	111	46143	518	286750	
	111	46143	518	286750	
PHOTOFLASH LAMPS	NO				9127
354 NETHRLNDS			50000	1955	
400 U STATES		4477	89154	7272	
	59256	4477	139154	9227	
	59256	4477	139154	9227	
PHOTOGRAPHIC ACCESSORIES PARTS					9128
100 U KINGDOM		152059		163677	
231 HONG KONG		136		318	
234 AUSTRALIA				266	
306 BELGIUM				365	
317 CZECHO S				2110	
327 FRANCE		457		2334	
335 GERMANY W		37667		191207	
344 ITALY		1669		3532	
347 JAPAN		35384		128190	
354 NETHRLNDS				8932	
375 SWEDEN		638		638	
376 SWITZRLND		3484		5576	
390 GERMANY E		179		179	
400 U STATES		409149		1463794	
		640822		1971118	
THERMOMETERS					9129
100 U KINGDOM		6588		28692	
306 BELGIUM				162	
318 DENMARK		275		495	
327 FRANCE		497		1587	
335 GERMANY W		2626		4915	
344 ITALY				355	
347 JAPAN		5128		29835	
352 MEXICO		2675		4614	
375 SWEDEN		52		230	
376 SWITZRLND		56		554	
390 GERMANY E		354		12744	
400 U STATES		70162		359177	
		88413		443360	
APPARATUS X RAY					9130
100 U KINGDOM		2791		18664	
318 DENMARK				1916	
335 GERMANY W		20849		67359	
344 ITALY				9679	
347 JAPAN		402		402	
354 NETHRLNDS		40084		74142	
375 SWEDEN		8330		15049	
400 U STATES		357028		1510084	
		429484		1697295	
BOTANICAL SPECIMENS					9132
100 U KINGDOM		412		412	
215 INDIA		56		933	
335 GERMANY W				672	
347 JAPAN				132	
390 GERMANY E		179		179	
400 U STATES		3188		16171	
		3835		18499	

IMPORTS INTO CANADA FOR CONSUMPTION

151

Articles and Countries from which Imported	MONTH OF APRIL 1958		FOUR MONTHS ENDED APRIL 1958		Class Number
	Quantities	Values (\$)	Quantities	Values (\$)	
<b>OLD COINS STAMPS TROPHIES</b>					9133
100 U KINGDOM		868		2436	
207 UN SO AFR		268		268	
234 AUSTRALIA				871	
306 BELGIUM		584		851	
335 GERMANY W		100		100	
344 ITALY		160		245	
354 NETHRLNDS				365	
359 NORWAY				500	
376 SWITZRLND		183		183	
389 IRELAND		51		891	
400 U STATES		11560		75975	
		13774		82685	
<b>CAMERAS AND CAMERA PARTS N O P</b>					9134
100 U KINGDOM		1303		2599	
231 HONG KONG		333		845	
305 AUSTRIA		30396		99204	
308 BOLIVIA				177	
317 CZECHO S				7196	
327 FRANCE		3153		7783	
335 GERMANY W		128366		423901	
344 ITALY		189		189	
347 JAPAN		107875		283732	
354 NETHRLNDS				490	
365 POLAND		75		175	
366 PORTUGAL				70	
375 SWEDEN		3985		5396	
376 SWITZRLND		42832		93501	
380 USSR				313	
381 ALASKA		130		2488	
383 HAWAII				325	
390 GERMANY E		6932		18135	
400 U STATES		294916		1145713	
		620485		2092232	
<b>CAMERA PARTS UNFINISHED</b>					9135
335 GERMANY W				862	
400 U STATES		17709		73710	
		17709		74572	
<b>CAMERA LENSES AND SHUTTERS</b>					9136
100 U KINGDOM		612		612	
327 FRANCE				1554	
335 GERMANY W		2836		14564	
347 JAPAN				747	
375 SWEDEN		980		980	
390 GERMANY E		225		225	
400 U STATES		40190		171478	
		44843		190160	
<b>COLLECTIONS OF ANTIQUITIES</b>					9137
100 U KINGDOM		45352		163776	
231 HONG KONG		15258		166666	
305 AUSTRIA		1751		1842	
306 BELGIUM		79		79	
313 CHINA				175	
327 FRANCE				2238	
335 GERMANY W				1507	
344 ITALY		52		7456	
347 JAPAN		920		920	
354 NETHRLNDS				866	
359 NORWAY				500	
372 SPAIN				1211	
376 SWITZRLND		4869		4869	
389 IRELAND		180		180	
400 U STATES		12475		199301	
		80936		401586	
<b>CYCLOMETERS AND SPEEDOMETERS</b>					9138
100 U KINGDOM		37122		42071	
327 FRANCE		586		851	
335 GERMANY W		3037		8173	
347 JAPAN		59		59	
354 NETHRLNDS		208		478	
376 SWITZRLND		64		64	
400 U STATES		11841		62313	
		52917		114009	
<b>GLOBES GEOGRAPHICAL</b>					9139
100 U KINGDOM		325		554	
335 GERMANY W				2313	
400 U STATES		16932		55408	
		17257		58275	
<b>MODELS OF INVENTIONS</b>					9140
100 U KINGDOM				665	
400 U STATES		161599		308367	
		161599		309032	
<b>APPARATUS FOR INSTITUTIONS</b>					9141
100 U KINGDOM		22710		100695	
305 AUSTRIA				2700	
306 BELGIUM				2744	
317 CZECHO S				65	
318 DENMARK		7141		12118	
327 FRANCE		70		2724	
335 GERMANY W		2935		32543	
344 ITALY		400		3411	
347 JAPAN		401		401	
354 NETHRLNDS		2230		2976	
359 NORWAY		271		3813	
360 ISRAEL				296	
375 SWEDEN				82	

## IMPORTS INTO CANADA FOR CONSUMPTION

Articles and Countries from which Imported	MONTH OF APRIL 1958		FOUR MONTHS ENDED APRIL 1958		Class Number
	Quantities	Values (\$)	Quantities	Values (\$)	
376 SWITZRLND		734		4024	
384 P RICO		270		896	
400 U STATES		621179		2695456	
		658341		2864944	
OPERATING ROOM EQUIPMENT					9142
100 U KINGDOM		27723		31962	
317 CZECHO S		55		926	
327 FRANCE		625		625	
335 GERMANY W		423		11641	
347 JAPAN				760	
376 SWITZRLND				500	
400 U STATES		330383		1470867	
		359209		1517281	
DENTAL INSTRUMENTS					9143
100 U KINGDOM		19827		36968	
231 HONG KONG				113	
305 AUSTRIA		5432		13801	
317 CZECHO S				399	
327 FRANCE		429		3309	
335 GERMANY W		25241		89593	
344 ITALY		1115		2844	
347 JAPAN		3588		13302	
375 SWEODEN		141		236	
376 SWITZRLND		267		5005	
400 U STATES		235956		697282	
		291996		862852	
SURGICAL TRUSSES AND SUPPORTS					9144
400 U STATES		1108		1521	
		1108		1521	
ARTICLES FOR THE BLIND					9145
100 U KINGDOM				381	
376 SWITZRLND				905	
400 U STATES		787		8390	
		787		9676	
OPTICAL AND PHILOSOPHICAL INST					9146
100 U KINGDOM		63092		125717	
231 HONG KONG		1484		3920	
305 AUSTRIA				442	
306 BELGIUM		236		236	
317 CZECHO S				60	
318 DENMARK		125		125	
327 FRANCE		1561		3555	
335 GERMANY W		23538		84695	
344 ITALY		821		3208	
347 JAPAN		64799		225009	
354 NETHRLNDS				122	
375 SWEDEN		1663		2753	
376 SWITZRLND		422		3610	
400 U STATES		253783		841214	
		411524		1294666	
EDUCATIONAL FILMS					9148
100 U KINGDOM		6161		17929	
210 GHANA				80	
224 JAMAICA		215		215	
234 AUSTRALIA		154		154	
317 CZECHO S		1128		1128	
318 DENMARK				288	
327 FRANCE		540		4232	
335 GERMANY W		140		380	
347 JAPAN		626		626	
352 MEXICO				80	
354 NETHRLNDS				324	
365 POLAND		75		75	
400 U STATES		90971		334680	
		100010		360191	
CINEMATOGRAPH CAMERAS					9149
400 U STATES		17798		24048	
		17798		24048	
SURGICAL INSTRUMENTS					9150
100 U KINGDOM		39840		139287	
216 PAKISTAN		4823		5879	
306 BELGIUM		54		54	
318 DENMARK		108		597	
327 FRANCE		1233		2622	
335 GERMANY W		28188		105419	
344 ITALY		3312		4120	
347 JAPAN		18533		49497	
375 SWEODEN		7682		36118	
376 SWITZRLND		5315		8430	
390 GERMANY E				1360	
400 U STATES		470121		1920665	
		579209		2274048	
BOATS OPEN PLEASURE	NO				9152
100 U KINGDOM	38	5296	56	7577	
318 DENMARK	1	2150	4	7300	
335 GERMANY W	13	5102	25	8097	
359 NORWAY	30	1705	30	1705	
375 SWEDEN	3	2543	3	2543	
400 U STATES	333	121132	706	270492	
	418	137928	824	297714	
LAUNCHES PLEASURE MOTIVE POWER	NO				9153
231 HONG KONG	1	689	1	689	
335 GERMANY W			3	1543	
400 U STATES	21	55563	56	238418	
	22	56252	60	240650	

IMPORTS INTO CANADA FOR CONSUMPTION

Articles and Countries from which Imported	MONTH OF APRIL 1958		FOUR MONTHS ENDED APRIL 1958		Class Number
	Quantities	Values (\$)	Quantities	Values (\$)	
SHIPS AND VESSELS REPAIRS ON					9155
306 BELGIUM		36961		36961	
334 ST PIERRE		828		828	
344 ITALY		1664		2524	
400 U STATES		3658		128533	
		43111		168846	
SHIPS FOREIGN BUILT COASTAL	NO				9156
327 FRANCE	1	700000	1	700000	
		700000		700000	
VESSELS FOREIGN BUILT N O P					9157
100 U KINGDOM		1176878		1201791	
335 GERMANY W		175		175	
347 JAPAN				1740	
375 SWEDEN		3380		3380	
400 U STATES		149944		165579	
		1330377		1372665	
TRUCK TRAILERS	NO				9160
400 U STATES	42	142385	188	784128	
		142385		784128	
MOBILE HOMES	NO				9161
400 U STATES	406	671928	1091	1886267	
		671928		1886267	
BUGGIES CUTTERS VEHICLES N O P	NO				9162
100 U KINGDOM	7	497	21	1678	
335 GERMANY W			1	93	
354 NETHRLNDS			1	100	
359 NORWAY			2	615	
400 U STATES	461	38966	1504	113167	
		39463	1529	115653	
CHILDRENS CARRIAGES AND PARTS	NO				9163
100 U KINGDOM	477	9442	1070	23711	
335 GERMANY W			17	447	
354 NETHRLNDS	136	2614	169	3302	
376 SWITZRLND	1	50	1	50	
400 U STATES	545	5594	1576	11474	
		17700	2833	38984	
CHILDRENS SLEDS VEHICLES N O P					9164
100 U KINGDOM				11442	
335 GERMANY W		1102		1278	
354 NETHRLNDS				82	
400 U STATES		45052		144475	
		46154		157277	
WAGONS AND SLEDS FARM AND PTS	NO				9166
400 U STATES	228	28285	743	125269	
		28285		125269	
WHEELBARROWS HAND TRUCKS CARTS	NO				9168
100 U KINGDOM	239	2855	697	11269	
318 DENMARK	2	135	57	7755	
327 FRANCE	15	271	15	271	
335 GERMANY W			20	217	
354 NETHRLNDS	3	646	11	2296	
375 SWEDEN			27	5090	
376 SWITZRLND			1	57	
400 U STATES	10337	126995	30787	400351	
		130902	31615	427306	
TRUCKS AND CARS N O P					9169
100 U KINGDOM		2758		26456	
400 U STATES		65257		217187	
		68015		243643	
AIRCRAFT NOT OVER 1500 LB WT	NO				9171
400 U STATES	42	189902	94	452856	
		189902		452856	
AIRCRAFT 1501 TO 3000 LB WT	NO				9172
400 U STATES	26	672843	52	926577	
		672843		926577	
AIRCRAFT 3001 TO 7500 LB WT	NO				9173
400 U STATES	2	32314	14	813186	
		32314		813186	
AIRCRAFT OVER 7500 LB WEIGHT	NO				9174
100 U KINGDOM	3	2561692	11	9234436	
400 U STATES	4	1369474	7	3663793	
		3931166		12898229	
AIRCRAFT PTS EXCLUDING ENG PTS					9175
100 U KINGDOM		518258		2438780	
231 HONG KONG		4124		14926	
234 AUSTRALIA				4629	
304 ARGENTINA		525		5822	
316 CUBA				121	
327 FRANCE				3063	
335 GERMANY W		300		680	
347 JAPAN		599		1065	
352 MEXICO		2459		16009	
354 NETHRLNDS		9370		16201	
363 PERU				1694	
366 PORTUGAL				3100	
375 SWEDEN		534		652	
376 SWITZRLND		155		155	
381 ALASKA				6408	
400 U STATES		5208342		21872331	
		5744666		24385636	
PAINTINGS UNDER 20 DOLLARS	NO				9181
100 U KINGDOM	68	420	232	1555	
305 AUSTRIA	24	270	283	1934	
306 BELGIUM	252	523	252	523	
318 DENMARK	38	211	498	2528	
327 FRANCE	18	91	61	561	

## IMPORTS INTO CANADA FOR CONSUMPTION

Articles and Countries from which Imported	MONTH OF APRIL 1958		FOUR MONTHS ENDED APRIL 1958		Class Number
	Quantities	Values (\$)	Quantities	Values (\$)	
340 HUNGARY	157	827	274	1525	
344 ITALY	19	196	92	633	
347 JAPAN			3	50	
352 MEXICO			15	224	
354 NETHRLNDS			36	249	
400 U STATES	15	240	1441	2255	
	591	2778	3187	12037	
PAINTINGS 20 DOLLARS OR OVER					9182
100 U KINGDOM		8287		132853	
231 HONG KONG				96	
234 AUSTRALIA				105	
305 AUSTRIA		2447		6572	
306 BELGIUM		65		275	
317 CZECHOS		80		80	
318 DENMARK		2430		9200	
327 FRANCE		3973		47167	
331 FR OCF IA				120	
335 GERMANY W		748		5512	
336 GREECE		1351		5251	
338 HAITI				170	
340 HUNGARY		1071		1829	
344 ITALY		1527		11131	
347 JAPAN				266	
352 MEXICO		5250		5559	
354 NETHRLNDS		2908		6606	
359 NORWAY				60	
360 ISRAEL				1350	
372 SPAIN		50		175	
375 SWEDEN				85	
376 SWITZRLND		216		510	
383 HAWAII				150	
388 YUGO SLAV				75	
389 IRELAND				2370	
400 U STATES		70873		355654	
		101276		593221	
STATUES AND STATUETTES N O P					9183
100 U KINGDOM		2635		9977	
203 B E AFR		344		637	
215 INDIA		206		468	
217 CEYLON				181	
231 HONG KONG		176		1002	
305 AUSTRIA				3774	
313 CHINA		103		368	
318 DENMARK		457		2976	
327 FRANCE		74		3087	
335 GERMANY W		1532		4362	
340 HUNGARY		103		103	
344 ITALY		2102		5309	
347 JAPAN		10279		22930	
352 MEXICO		167		167	
366 PORTUGAL				484	
375 SWEDEN		62		281	
376 SWITZRLND		144		144	
400 U STATES		4832		21208	
		23216		77458	
PORCELAIN STATUES STATUETTES					9184
100 U KINGDDOM		47859		128477	
227 BAHAMAS		482		482	
231 HONG KONG				241	
305 AUSTRIA		2781		3647	
306 BELGIUM				95	
318 DENMARK		1206		1652	
327 FRANCE		229		928	
335 GERMANY W		10656		47247	
344 ITALY		1346		2087	
347 JAPAN		25935		90628	
354 NETHRLNDS		416		416	
372 SPAIN		92		92	
375 SWEDEN		94		94	
390 GERMANY E		318		1892	
400 U STATES		3262		14068	
		94676		292046	
MATERIAL FOR HARD METAL COMPDs					9187
100 U KINGDOM		248		2255	
352 MEXICO				924	
375 SWEDEN		559		559	
400 U STATES		71673		205479	
		72480		209217	
ARTICLES FOR FERTILIZER MFR					9191
100 U KINGDOM		279		631	
306 BELGIUM		88		88	
327 FRANCE				88	
335 GERMANY W				300	
376 SWITZRLND				863	
400 U STATES		23565		99285	
		23932		101255	
ARTICLES FOR REPRESENTATIVES					9193
100 U KINGDOM		22272		39114	
207 UN SO AFR		102		565	
215 INDIA		72		222	
225 TRINIDAD		64		64	
234 AUSTRALIA		115		1237	
304 ARGENTINA		195		1929	
305 AUSTRIA				75	
306 BELGIUM		6000		8230	
309 BRAZIL		411		471	



IMPORTS INTO CANADA FOR CONSUMPTION

Articles and Countries from which imported	MONTH OF APRIL 1958		FOUR MONTHS ENDED APRIL 1958		Class Number
	Quantities	Values (\$)	Quantities	Values (\$)	
316 CUBA		51		28 26	
317 CZECHO S		1500		6395	
318 DENMARK		11050		13300	
320 DOM REP				200	
326 FINLAND				1800	
327 FRANCE		2844		3760	
335 GERMANY W		7641		30607	
336 GREECE				3000	
338 HAITI		74		199	
342 IRAN				75	
344 ITALY		442		1489	
347 JAPAN		480		1125	
352 MEXICO				200	
354 NETHRLNDS		11821		35420	
355 INDONESIA A				3050	
359 NORWAY		150		150	
360 ISRAEL		50		119	
361 PANAMA		254		254	
363 PERU		1000		1530	
364 PHIL		200		800	
365 POLAND		2340		2736	
366 PORTUGAL		263		460	
372 SPAIN		3773		12122	
375 SWEDEN		494		794	
376 SWITZRLND				12346	
380 USSR		670		2857	
389 IRELAND				55	
391 LEBANON		1000		1000	
400 U STATES		31286		149462	
		106614		340038	
CANADIAN GOODS RETURNED					
100 U KINGDOM		30776		196545	9195
203 B E AFR				575	
205 RHOD NYAS				170	
207 UN SO AFR		2061		2731	
216 PAKISTAN				330	
217 CEYLON				70	
220 BERMUDA				1073	
221 B GUIANA				33699	
223 BARBADOS		50		205	
224 JAMAICA		3988		21075	
225 TRINIDAD				542	
231 HONG KONG				776	
234 AUSTRALIA		3477		48567	
236 NEW ZEAL		310		1219	
306 BELGIUM		402		67394	
316 CUBA		3000		4271	
318 DENMARK				89	
320 DOM REP				713	
327 FRANCE		350		9110	
328 FR AFRICA				2810	
334 ST PIERR E				165	
335 GERMANY W		2624		5807	
336 GREECE		266		266	
344 ITALY		293		493	
347 JAPAN		29260		30160	
352 MEXICO				150	
354 NETHRLNDS		450		4923	
357 NETH ANT				1075	
359 NORWAY		90		4160	
363 PERU		1410		1410	
364 PHIL				16072	
375 SWEDEN		15550		15688	
376 SWITZRLND				1724	
381 ALASKA		12360		12360	
387 VENEZUELA		56122		56122	
389 IRELAND				1800	
400 U STATES		541423		3861244	
		704262		4405583	
ARMS ETC BRITISH					
OR NATO CTYS					
100 U KINGDOM		18468		282351	9196
221 B GUIANA				1300	
224 JAMAICA				63	
234 AUSTRALIA		50		10210	
309 BRAZIL				15000	
316 CUBA		811		3414	
318 DENMARK				1261	
326 FINLAND				177	
327 FRANCE		1331		11520	
335 GERMANY W		11336		119733	
344 ITALY				6176	
347 JAPAN		533		8477	
354 NETHRLNOB		466		12003	
357 NETH ANT				321270	
359 NORWAY				16357	
366 PORTUGAL				350	
375 SWEDEN		1417		1515	
376 SWITZRLND		1532		32052	
381 ALASKA		64996		168603	
400 U STATES		1340996		7007545	
		1441936		8019377	
EXWAREHOUSED SHIPS STORES NOP					
100 U KINGDOM		8110		16718	9197
221 B GUIANA		205		1116	
223 BARBADOS				60	
327 FRANCE		1003		3251	

## IMPORTS INTO CANADA FOR CONSUMPTION

Articles and Countries from which Imported	MONTH OF APRIL 1958		FOUR MONTHS ENDED APRIL 1958		Class Number
	Quantities	Values (\$)	Quantities	Values (\$)	
335 GERMANY W		79		569	
354 NETHRLNDS		232		1032	
384 P RICO		53		53	
400 U STATES		16402		51969	
		26084		74768	
BATTERY JARS GLASS OR RUBBER					9199
100 U KINGDOM		386		386	
335 GERMANY W				2249	
400 U STATES		70439		400878	
		70825		403513	
CASUAL DONATIONS					9201
100 U KINGDOM				700	
220 BERMUDA		1206		1306	
318 DENMARK		55		105	
335 GERMANY W				150	
347 JAPAN				50	
354 NETHRLNDS				168	
359 NORWAY				131	
400 U STATES		12978		82887	
		14239		85497	
CORSET CLASPS STEELS WIRES					9202
100 U KINGDOM				1545	
400 U STATES		3038		19962	
		3038		21507	
FEATHERS FLOWERS ART FOR HATS					9204
100 U KINGDOM		179		679	
317 CZECHO S				4801	
327 FRANCE		3624		14136	
335 GERMANY W		5798		26939	
347 JAPAN		4606		61759	
354 NETHRLNDS				139	
390 GERMANY E		3765		23597	
400 U STATES		15985		77142	
		33957		209192	
RESCUE APPARATUS					9207
100 U KINGDOM		5011		6388	
305 AUSTRIA				1796	
335 GERMANY W		1764		10240	
354 NETHRLNOS		208		301	
400 U STATES		146301		593972	
		153284		612697	
MATERIALS FOR TEXTILE PRINTING					9208
100 U KINGDOM		2328		5461	
400 U STATES		8033		30483	
		10361		35944	
SALTS OF THORIUM OR CERIUM					9209
SPURS AND STILTS					9210
100 U KINGDOM		85		2721	
400 U STATES		1497		2961	
		1582		5682	
VACCINE AND PLASMA CONTAINERS					9212
100 U KINGDOM				2784	
400 U STATES		8529		44988	
		8529		47772	
GOODS FREE BY ORDER IN COUNCIL					9213
100 U KINGDOM		6175		6175	
335 GERMANY W				813	
400 U STATES		11942		81947	
		18117		88935	
ARTICLES FOR MFR TOBACCO PIPES					9214
100 U KINGDOM				102	
335 GERMANY W				90	
344 ITALY				650	
400 U STATES		1408		4678	
		1408		5520	
SAFETY GLASS SHEET ADHESIVES					9215
400 U STATES		50303		198161	
		50303		198161	
TOURIST PURCHASES DUTY FREE					9228
100 U KINGDOM		51963		174180	
202 AOEN				99	
203 B E AFR		170		346	
208 BSA OTHER		251		342	
211 NIGERIA		108		108	
215 INDIA		297		903	
216 PAKISTAN				388	
217 CEYLON				30	
220 BERMUDA		16678		35876	
221 B GUIANA		55		238	
222 B HOND				9750	
223 BARBADOS		1092		8291	
224 JAMAICA		6733		20650	
225 TRINIDAD		880		3625	
227 BAHAMAS		2061		11485	
230 GIBRALTAR				133	
231 HONG KONG		1926		3310	
232 MALTA		57		57	
234 AUSTRALIA		1481		1698	
236 NEW ZEAL		51		188	
303 ARABIA				99	
304 ARGENTINA		43		518	
305 AUSTRIA		1550		4878	
306 BELGIUM		1567		3625	
309 BRAZIL		41		546	
312 CHILE		100		176	

IMPORTS INTO CANADA FOR CONSUMPTION

Articles and Countries from which Imported	MONTH OF APRIL 1958		FOUR MONTHS ENDED APRIL 1958		Class Number
	Quantities	Values (\$)	Quantities	Values (\$)	
314 COLOMBIA				272	
316 CUBA		254		14413	
317 CZECHOS		289		751	
318 DENMARK		585		2493	
322 EGYPT		863		5621	
326 FINLAND		181		346	
327 FRANCE		9309		28233	
334 ST PIERRE		20		948	
335 GERMANY W		12354		38767	
336 GREECE		422		778	
337 GUATEMALA				101	
338 HAITI		279		1578	
341 ICELAND				327	
343 IRAQ				15	
344 ITALY		4770		25349	
345 LIBYA				65	
347 JAPAN		1245		3456	
350 LIBERIA				66	
352 MEXICO		7858		50215	
353 MOROCCO				65	
354 NETHRLNDS		7562		24471	
357 NETH ANT				528	
359 NORWAY		160		1554	
360 ISRAEL		678		1467	
361 PANAMA		98		357	
363 PERU				667	
364 PHIL				80	
365 POLAND		75		357	
366 PORTUGAL		651		1433	
367 AZORES		3526		6960	
370 ROUMANIA				43	
371 THAILAND		70		70	
372 SPAIN		1035		2717	
375 SWEDEN		845		2032	
376 SWITZRLND		2182		5363	
378 JORDAN				69	
379 TURKEY				98	
380 USSR		65		325	
381 ALASKA				196	
382 VIRGIN IS				155	
383 HAWAII		13804		58291	
384 P RICO		26		218	
387 VENEZUELA		229		229	
388 YUGO SLAV				12	
389 IRELAND		636		2358	
391 LEBANON				158	
392 SYRIA		90		145	
400 U STATES		8079061		17782070	
		8236326		18347821	
CARTRIDGES SHOT GUN SHELLS					9237
327 FRANCE				140	
400 U STATES		62		441	
		62		581	
DEXTROSE SOLUTIONS THERAPEUTIC					9238
100 U KINGDOM		14709		16479	
400 U STATES		39336		139569	
		54045		156048	
METALLIC CARTRIDGES AMMUNITION					9239
100 U KINGDOM		50		1480	
318 DENMARK		1852		3109	
335 GERMANY W		602		3314	
375 SWEDEN		505		505	
376 SWITZRLND				1718	
400 U STATES		5563		19202	
		8572		29328	
BLACKBOARDS OF SLATE OR PAPER					9240
344 ITALY				2354	
366 PORTUGAL		683		1031	
400 U STATES		18498		101485	
		19181		104870	
BIOLOGICAL PRODUCTS N O P					9242
100 U KINGDOM		10702		17554	
318 DENMARK				4553	
335 GERMANY W		1294		2903	
375 SWEDEN				508	
376 SWITZRLND				1385	
380 USSR		720		786	
400 U STATES		136272		783198	
		149688		810887	
BASKETS OF ALL KINDS N O P					9243
100 U KINGDOM		1250		1335	
207 UN SO AFR				225	
231 HONG KONG		3126		9161	
305 AUSTRIA		114		114	
306 BELGIUM		1152		3592	
317 CZECHOS				2824	
318 DENMARK				66	
327 FRANCE		894		2303	
335 GERMANY W		662		1441	
340 HUNGARY				283	
344 ITALY		523		3444	
347 JAPAN		5115		27819	
352 MEXICO		59		3000	
354 NETHRLNDS		116		116	
365 POLAND				13822	
366 PORTUGAL				1297	

## IMPORTS INTO CANADA FOR CONSUMPTION

Articles and Countries from which Imported	MONTH OF APRIL 1958		FOUR MONTHS ENDED APRIL 1958		Class Number
	Quantities	Values (\$)	Quantities	Values (\$)	
367 AZORES		796		2212	
372 SPAIN				6334	
375 SWEDEN		72		122	
388 YUGO SLAV				2965	
400 U STATES		16260		56055	
		30139		138530	
COMMUNION SETS CHURCH ARTICLES					9244
100 U KINGDOM		1764		6895	
231 HONG KONG		170		3408	
234 AUSTRALIA				779	
305 AUSTRIA		2375		3345	
306 BELGIUM		953		2815	
317 CZECHOS		2150		10881	
318 DENMARK		69		69	
327 FRANCE		23758		81746	
335 GERMANY W		6278		26070	
336 GREECE		1093		1093	
344 ITALY		48960		163364	
347 JAPAN		13646		55421	
352 MEXICO				150	
354 NETHRLNOS				375	
360 ISRAEL		74		1483	
365 POLAND		300		300	
366 PORTUGAL		237		1876	
372 SPAIN				551	
376 SWITZRLND				992	
389 IRELAND		83		617	
400 U STATES		51704		228964	
		153614		591194	
CARTRIDGE CASES GUN WAOS CAPS					9246
100 U KINGDOM		394		764	
375 SWEDEN		166		166	
400 U STATES		2707		17580	
		3267		18510	
AMMUNITION N O P					9247
100 U KINGDOM		5778		15727	
335 GERMANY W				1563	
400 U STATES		62997		96511	
		68775		113801	
ELECTRICAL ENERGY	MKWH				9249
400 U STATES	20416	98162	88729	433112	
	20416	98162	88729	433112	
ICE					9251
400 U STATES		108		1101	
		108		1101	
INCUBATORS BROODERS AND PARTS	NO				9252
100 U KINGDOM			2	354	
400 U STATES	2086	102039	10818	529155	
	2086	102039	10820	529509	
IRON SAND PRESSURE BLASTING					9253
100 U KINGDOM		5100		7663	
400 U STATES		72475		281133	
		77575		288796	
BALL POINT PENS AND PARTS					9254
100 U KINGDOM		2056		5242	
306 BELGIUM		265		265	
327 FRANCE				228	
335 GERMANY W		2101		5965	
344 ITALY				2489	
347 JAPAN				1882	
360 ISRAEL				1443	
400 U STATES		280420		773443	
		284842		790957	
ALABASTER SPAR AMBER ORNAMENTS					9255
100 U KINGDOM		14512		60527	
215 INDIA		316		316	
231 HONG KONG		778		845	
305 AUSTRIA				161	
327 FRANCE		275		1032	
335 GERMANY W		2133		5455	
344 ITALY		3513		8953	
347 JAPAN		16479		60362	
354 NETHRLNDS				50	
365 POLAND				750	
390 GERMANY E		1650		2462	
400 U STATES		16194		57204	
		55850		198117	
MACHINE CARO CLOTHING					9256
100 U KINGDOM		12733		45684	
306 BELGIUM		151		290	
335 GERMANY W				642	
400 U STATES		7678		31909	
		20562		78525	
PENCILS LEAO NON PROPELLING	GROSS				9257
100 U KINGDOM	270	645	2197	5827	
313 CHINA	1000	755	1000	755	
317 CZECHOS	600	652	1233	1479	
335 GERMANY W	415	1647	1347	7109	
347 JAPAN	1700	1881	4480	4160	
400 U STATES	740	2641	8626	26173	
	4725	8221	18883	45503	
PENCILS LEAD N O P					9258
100 U KINGDOM		682		1407	
318 DENMARK		306		946	
327 FRANCE		50		50	
335 GERMANY W		885		1853	

IMPORTS INTO CANADA FOR CONSUMPTION

159

Articles and Countries from which Imported	MONTH OF APRIL 1958		FOUR MONTHS ENDED APRIL 1958		Class Number
	Quantities	Values (\$)	Quantities	Values (\$)	
347 JAPAN				721	
376 SWITZRLND				114	
400 U STATES		6507		23513	
PENS FOUNTAIN EXCPT BALL POINT		8430		28604	
100 U KINGDOM		67		260	9259
335 GERMANY W		196		3639	
344 ITALY		9357		28698	
347 JAPAN		424		789	
400 U STATES		6370		25187	
PENS N O P PENHOLDERS RULERS		16414		58573	
100 U KINGDOM		3114		8340	9260
231 HONG KONG				412	
335 GERMANY W		3628		6818	
347 JAPAN				738	
400 U STATES		16628		72699	
PRECIOUS STONES NOT MOUNTED		23370		89007	
100 U KINGDOM		11298		50267	9262
215 INDIA				3233	
217 CEYLON				223	
231 HONG KONG		13047		25305	
234 AUSTRALIA				95	
305 AUSTRIA		13236		66771	
306 BELGIUM				102	
313 CHINA				142	
314 COLOMBIA				267	
317 CZECHO S		145		8193	
327 FRANCE		869		6689	
335 GERMANY W		14544		74544	
344 ITALY				56	
347 JAPAN		22736		110434	
352 MEXICO		815		1712	
354 NETHRLNDS				220	
371 THAILAND		501		2105	
372 SPAIN		1451		1786	
376 SWITZRLND		416		4439	
400 U STATES		40819		139073	
PULLEYS BELT POWER TRANS NOP		119877		495656	
100 U KINGDOM		5353		14932	9263
327 FRANCE				310	
335 GERMANY W		243		243	
354 NETHRLNDS				209	
375 SWEDEN		346		346	
400 U STATES		56195		226608	
SETTLERS EFFECTS		62137		242648	
100 U KINGDOM		395543		1395411	9264
203 B E AFR		753		10211	
205 RHOD NYAS		4410		8590	
207 UN SD AFR		2830		29690	
208 BSA OTHER		400		400	
213 BWA OTHER		158		158	
215 INDIA		190		3470	
216 PAKISTAN				5492	
218 MALAYA		1694		5094	
220 BERMUDA				3352	
221 B GUIANA		7333		7493	
223 BARBADOS		1165		1365	
224 JAMAICA		1000		7686	
225 TRINIDAD		3000		3460	
228 LEEW WIND		200		200	
229 FALKLAND				1548	
231 HONG KONG		4045		26128	
232 MALTA		955		4220	
234 AUSTRALIA		11910		27768	
236 NEW ZEAL		1395		9070	
304 ARGENTINA		10791		22991	
305 AUSTRIA		7496		24603	
306 BELGIUM		20827		37334	
307 BEL CONGO		800		800	
309 BRAZIL		752		15117	
312 CHILE				550	
313 CHINA				50	
314 COLOMBIA		1050		1650	
316 CUBA				1000	
317 CZECHO S		2725		3565	
318 DENMARK		38555		77810	
322 EGYPT		3530		12017	
326 FINLAND		3775		13085	
327 FRANCE		32769		92962	
328 FR AFRICA		4920		10785	
335 GERMANY W		257682		576908	
336 GREECE		3375		14552	
340 HUNGARY		6920		37375	
341 ICELAND		5200		5200	
342 IRAN				1135	
343 IRAQ				800	
344 ITALY		10647		68801	
347 JAPAN				1626	
348 KOREA		550		1088	
349 LATVIA				100	
352 MEXICO		1522		5522	
353 MOROCCO		2200		12747	

## IMPORTS INTO CANADA FOR CONSUMPTION

Articles and Countries from which Imported	MONTH OF APRIL 1958		FOUR MONTHS ENDED APRIL 1958		Class Number
	Quantities	Values (\$)	Quantities	Values (\$)	
354 NETHRLNDS		400694		615177	
355 INDONESIA				2610	
357 NETH ANT		11024		11024	
359 NORWAY		4520		8749	
360 ISRAEL		5100		41630	
361 PANAMA				5000	
364 PHIL		3000		5000	
365 POLAND		11333		27473	
366 PORTUGAL		1279		5435	
370 ROUMANIA		450		450	
372 SPAIN		860		1490	
375 SWEDEN		7354		28510	
376 SWITZRLND		23180		66593	
379 TURKEY		3050		5450	
381 ALASKA		1415		5012	
387 VENEZUELA		75		7370	
388 YUGO SLAV		275		3360	
389 IRELAND		1100		3433	
391 LEBANON		13125		17045	
400 U STATES		1269244		5149853	
		2610145		8601643	
SHOW CASES AND METAL PARTS					9265
400 U STATES		33458		135178	
		33458		135178	
SIGNS LETTERS OTHER THAN PAPER					9266
100 U KINGDOM		3883		12860	
306 BELGIUM				1558	
318 DENMARK				591	
335 GERMANY W		1033		1734	
344 ITALY		75		75	
347 JAPAN				1059	
376 SWITZRLND		431		431	
381 ALASKA				50	
400 U STATES		73066		261335	
		78488		279693	
MEASURING RULES AND TAPES					9267
100 U KINGDOM		6255		29937	
317 CZECHO S		394		1057	
335 GERMANY W		7734		25059	
347 JAPAN				625	
354 NETHRLNDS				540	
376 SWITZRLNO		264		264	
400 U STATES		41088		182143	
		55735		239625	
WASTE AND JUNK N O P					9269
100 U KINGDOM	CWT		16	62	
400 U STATES		8845	103788	47483	
		22217	8845	47483	
		22217	103804	47545	
WAX VEGETABLE AND MINERAL NOP					9270
100 U KINGDOM	LB		568	247	
309 BRAZIL		153986	541476	387369	
314 COLOMBIA			500	231	
335 GERMANY W		1008	1008	645	
352 MEXICO		2003	6200	3296	
400 U STATES		108955	78822	297071	
		265952	973034	688859	
WAX AND MANUFACTURES N O P					9271
100 U KINGDOM				1747	
335 GERMANY W		11215		19386	
390 GERMANY E				612	
400 U STATES		39214		113565	
		50429		135310	
UNENUMERATED ARTICLES					9274
SHIPMENTS UNDER 50 DOLLARS					9275
100 U KINGDOM		121875		439113	
203 B E AFR		149		261	
205 RHOD NYAS		41		109	
207 UN SO AFR		66		333	
208 BSA OTHER				24	
213 BWA OTHER		7		7	
215 INDIA		308		1920	
216 PAKISTAN		82		334	
217 CEYLON		82		88	
218 MALAYA		50		135	
220 BERMUDA		118		761	
221 B GUIANA		116		324	
222 B HOND		270		777	
223 BARBADOS		57		374	
224 JAMAICA		198		808	
225 TRINIDAD		88		587	
227 BAHAMAS		53		224	
230 GIBRALTAR				3	
231 HONG KONG		9168		33212	
232 MALTA		8		214	
234 AUSTRALIA		855		3420	
235 FIJI		12		12	
236 NEW ZEAL		36		299	
304 ARGENTINA		2		213	
305 AUSTRIA		1775		6131	
306 BELGIUM		2199		10415	
307 BEL CONGO				8	
308 BOLIVIA		3		3	
309 BRAZIL		175		264	
312 CHILE		602		2159	
313 CHINA		68		350	

IMPORTS INTO CANADA FOR CONSUMPTION

Articles and Countries from which Imported	MONTH OF APRIL 1958		FOUR MONTHS ENDED APRIL 1958		Class Number
	Quantities	Values (\$)	Quantities	Values (\$)	
314 COLOMBIA		55		64	
315 C RICA		5		139	
316 CUBA		353		2072	
317 CZECHOS		608		2682	
318 DENMARK		3273		8749	
319 GREENLAND		92		92	
321 ECUADOR		10		564	
322 EGYPT		10		36	
324 ESTONIA		30		36	
325 ETHIOPIA		133		133	
326 FINLAND		191		1149	
327 FRANCE		17680		55765	
328 FR AFRICA		6		30	
329 INDOCHINA		22		22	
334 ST PIERRE		62		239	
335 GERMANY W		34810		111493	
336 GREECE		845		1406	
337 GUATEMALA		381		628	
338 HAITI		28		159	
339 HONDURAS		36		304	
340 HUNGARY		205		1216	
341 ICELAND				13	
342 IRAN				30	
344 ITALY		7849		25439	
347 JAPAN		20491		63513	
348 KOREA				1	
349 LATVIA				5	
352 MEXICO		2423		5619	
353 MOROCCO		2		42	
354 NETHRLNDS		11951		32984	
355 INDONESIA		125		141	
357 NETH ANT		171		171	
359 NORWAY		548		2661	
360 ISRAEL		171		635	
361 PANAMA				111	
363 PERU				18	
365 POLAND		127		296	
366 PORTUGAL		255		1210	
367 AZORES		148		284	
369 PORT ASIA				9	
370 ROUMANIA				53	
371 THAILAND				77	
372 SPAIN		725		2704	
375 SWEDEN		3254		10917	
376 SWITZRLND		5595		20052	
378 JORDAN				10	
379 TURKEY		65		91	
380 USSR		435		851	
381 ALASKA		790		3713	
383 HAWAII		487		1643	
384 P RICO		527		1089	
387 VENEZUELA				60	
388 YUGO SLAV		127		513	
389 IRELAND		259		789	
390 GERMANY E		269		711	
391 LEBANON		40		128	
392 SYRIA				177	
393 TAIWAN		150		213	
400 U STATES		4354065		16244606	
		4608347		17111439	





## Value, Price and Volume Indexes of Imports for Consumption

The following table gives index numbers of the declared (statistical) value of imports, for consumption by months, and of the unit value (price) and volume of these imports. The value index expresses the value of imports in a given month as a percentage of the monthly average in the base year. The price index is of the fixed-weight aggregative (Laspeyres) type, and combines unit values calculated from the monthly import statistics with specified wholesale or other price quotations. These latter quotations are used where inadequate quantity reporting or insufficiently homogeneous items in the trade statistics prevent the obtaining of sufficiently representative unit value series. The volume index is derived by dividing the value index by the corresponding price index, and is, therefore, of the currently-weighted (Paasche) type. These indexes are computed with 1948 as an interim reference base pending conversion to the Bureau's official post-war reference base (1949).

In computing the price index certain adjustments were made to the regular grouping of commodities used in the trade statistics, and all three indexes are presented on the basis of these adjusted groups. The chief adjustments are as follows: the two groups "agricultural and vegetable products" and "animals and animal products" have been combined into one group now titled "agricultural and animal products"; the sub-group "rubber and its products" (1678-1732) and the item "advertising matter" (4291) have been transferred to the "miscellaneous products" group; the item "arms, etc., British or N.A.T.O. countries" (9196) has been deducted from the "miscellaneous products" total and the grand total; three "ships" items (9155-57) have been transferred to the "iron and steel and their products" group; and a few other adjustments designed to improve group classification by component material have been made.

These indexes are currently computed from the original data for months, quarters and calendar years. Approximate indexes for other periods may be obtained by averaging the monthly values. Although such indexes will be less accurate than would result from a separate computation based on the original data, the margin of error is insufficient to necessitate a lengthy separate computation.

A complete record of these series by months for the post-war period is published in issues of Volume I of the annual report "Trade of Canada". Some additional commodity information appears in issues of the "Review of Foreign Trade". Details of the computation of the price indexes are given in D.B.S. Reference Paper, No. 8, 1950, titled "Export and Import Price Indexes by Months, July, 1945 - June, 1950 (1948=100)".

## MONTHLY INDEX NUMBERS OF DECLARED VALUES, PRICES AND PHYSICAL VOLUME OF IMPORTS FOR CONSUMPTION, BY GROUPS

Interim base, 1948 = 100

Month	Total			Agricultural and Animal Products			Fibres and Textiles			Wood Products and Paper			
	1956	1957	1958	1956	1957	1958	1956	1957	1958	1956	1957	1958	
INDEX OF DECLARED VALUES													
1	January	183.2	208.2	179.9	132.2	155.0	148.9	126.0	122.7	111.0	278.9	319.2	292.9
2	February	183.5	195.5	165.1	137.5	136.4	133.7	126.0	124.2	101.7	313.1	305.6	289.0
3	March	210.0	212.8	193.6	137.7	145.4	151.6	125.5	126.2	120.1	307.7	311.6	357.1
4	April	240.0	243.8	204.0	156.2	180.2	181.8	132.7	134.1	120.8	311.4	330.5	298.0
5	May	248.0	251.4		190.3	210.1		131.3	126.0		330.3	320.6	
6	June	221.6	206.1		177.6	168.8		102.7	106.5		306.8	264.7	
7	July	218.1	217.4		171.0	174.0		106.1	105.5		326.3	291.5	
8	August	212.9	213.1		163.2	174.9		121.0	117.4		322.6	347.8	
9	September	196.2	200.3		154.3	173.6		97.2	102.5		315.1	299.5	
10	October	245.3	217.4		212.9	216.3		125.0	116.9		357.1	327.5	
11	November	236.3	204.3		211.7	191.0		136.3	113.5		327.7	298.2	
12	December	181.0	178.3		162.0	174.8		95.4	103.1		249.9	286.8	
AI	Annual Index	214.7	212.4		167.2	175.0		118.8	116.6		312.2	308.6	
INDEX OF PRICES													
1	January	113.4	115.1	119.6	98.7	101.1	102.5	92.7	92.1	95.1	122.8	123.6	139.8
2	February	113.8	116.1	119.1	99.4	100.4	101.6	93.5	92.4	95.6	123.1	123.4	139.2
3	March	114.4	116.7	118.7	98.7	102.6	101.8	93.4	90.5	93.9r	123.5	124.0	138.8
4	April	113.8	117.5	117.9	100.0	106.3	103.3	90.0	89.3	89.7	123.5	124.3	138.4
5	May	113.1	116.7		100.3	106.7		88.2	90.2		124.0	125.4	
6	June	113.5	116.6		104.0	108.0		88.1	89.5		124.4	125.6	
7	July	112.4	115.9		101.5	106.5		88.6	88.3		124.2	126.5	
8	August	112.4	116.0		101.9	106.4		87.7	90.5		124.3	126.7	
9	September	112.0	116.7		101.7	102.6		86.2	89.7		124.4	127.5	
10	October	112.8	117.3		100.4	104.1		88.3	89.8		123.9	128.1	
11	November	113.0	116.9		99.1	100.9		89.1	91.0		123.6	128.0	
12	December	113.5	118.0		100.0	99.6		90.2	94.7		123.3	129.2	
AI	Annual Index	113.0	116.6		99.8	104.0		89.2	90.2		123.8	126.0	
INDEX OF PHYSICAL VOLUME													
1	January	161.6	180.9	150.4	133.9	153.3	145.3	135.9	133.2	116.7	227.1	258.3	209.5
2	February	161.2	168.4	138.6	138.3	135.9	131.6	134.8	134.4	106.4	254.3	247.6	207.6
3	March	183.6	182.3	163.1	139.5	141.7	148.9	134.4	139.4	127.9r	249.1	251.3	257.3
4	April	210.9	207.5	173.0	156.2	169.5	176.0	147.4	150.2	134.7	252.1	265.9	215.3
5	May	219.3	215.4		189.7	196.9		148.9	139.7		266.4	255.7	
6	June	195.2	176.8		170.8	156.3		116.6	119.0		246.6	210.7	
7	July	194.0	187.6		168.5	163.4		119.8	119.5		262.7	230.4	
8	August	189.4	183.7		160.2	164.4		138.0	129.7		259.5	274.5	
9	September	175.2	171.6		151.7	169.2		112.8	114.3		253.3	234.9	
10	October	217.5	185.3		212.1	207.8		141.6	130.2		288.2	255.7	
11	November	209.1	174.8		213.6	189.3		153.0	124.7		265.1	233.0	
12	December	159.5	151.1		162.0	175.5		105.8	108.9		202.7	222.0	
AI	Annual Index	190.0	182.2		167.5	168.3		133.2	129.3		252.2	244.9	

r - revised

## MONTHLY INDEX NUMBERS OF DECLARED VALUES, PRICES AND PHYSICAL VOLUME OF IMPORTS FOR CONSUMPTION, BY GROUPS

Interim base, 1948 = 100

Iron and Steel and their Products			Non-Ferrous Metals and their Products			Non-Metallic Minerals and their Products			Chemicals and Fertilizers			Miscellaneous Products			
1956	1957	1958	1956	1957	1958	1956	1957	1958	1956	1957	1958	1956	1957	1958	
INDEX OF DECLARED VALUES															
229.7	289.2	223.4	269.9	321.4	259.5	112.1	113.2	101.1	212.5	223.7	210.1	341.9	329.8	358.8	1
234.2	269.8	203.6	274.7	275.2	249.7	97.3	101.9	94.5	224.6	250.7	195.9	338.4	332.9	313.4	2
311.7	301.3	253.0	297.5	308.9	279.7	92.0	104.3	90.4	232.6	242.9	238.1r	395.0	404.5	385.7	3
356.4	353.8	268.1	332.6	320.8	281.2	113.7	119.5	87.7	282.4	279.4	263.3	458.0	451.3	424.5	4
346.9	346.4		350.8	346.6		133.5	140.2		288.9	285.2		446.6	452.3		5
303.5	272.1		330.2	291.4		132.6	128.2		246.3	229.7		378.8	376.0		6
284.4	282.1		336.2	322.5		133.5	145.3		251.7	224.4		404.4	402.7		7
246.9	246.7		338.6	306.9		158.8	144.4		227.2	252.8		412.8	453.2		8
243.2	224.3		315.0	342.2		132.3	134.5		213.4	251.6		362.7	408.6		9
310.5	233.8		392.2	342.0		150.5	154.2		267.2	266.3		436.2	407.1		10
300.0	229.8		359.8	339.7		145.1	139.5		262.5	246.5		381.1	365.5		11
235.7	202.7		263.9	283.9		111.8	109.9		197.0	212.0		296.8	327.1		12
283.6	271.0		321.8	316.8		126.1	127.9		242.2	247.1		387.7	392.6		AI
INDEX OF PRICES															
132.0	136.5	145.2	131.9	134.5	136.3	101.6	104.8	108.9	112.2	110.8	112.6	128.8	115.4	110.1	1
132.9	136.8	144.7	132.2	135.6	135.9	101.3	108.8	107.8	112.3	110.9	113.4	127.7	116.5	109.7	2
133.4	136.9	144.4	132.5	135.4	135.2	103.8	110.6	108.0	112.7	111.0	112.4	126.8	117.3	109.2	3
133.3	137.4	143.1	132.6	136.0	139.5	103.4	112.2	107.1	112.8	111.6	111.5	123.0	112.6	108.0	4
133.1	136.9		133.5	135.1		102.3	109.2		112.1	110.7		118.9	112.1		5
132.8	136.5		134.0	135.2		102.2	108.8		111.7	110.1		117.6	112.7		6
132.7	136.3		132.4	134.8		100.4	107.6		111.4	109.5		113.6	112.0		7
132.8	136.4		132.4	133.9		101.4	106.7		111.1	110.4		111.7	112.0		8
132.4	139.2		131.8	133.9		101.0	108.7		111.3	111.4		112.8	112.4		9
134.1	140.6		132.6	133.7		101.3	108.7		110.8	111.6		114.5	112.3		10
134.3	140.6		134.1	133.8		102.4	108.4		109.9	111.5		113.9	112.1		11
134.9	143.4		134.2	135.2		102.6	108.1		110.8	111.2		112.8	111.4		12
133.2	138.1		132.8	134.4		102.0	108.5		111.7	110.9		118.3	113.2		AI
INDEX OF PHYSICAL VOLUME															
174.0	211.9	153.9	204.6	239.0	190.4	110.3	108.0	92.8	189.4	201.9	186.6	265.5	285.8	325.9	1
176.2	197.2	140.7	207.8	202.9	183.7	96.1	93.7	87.7	200.0	226.1	172.8	265.0	285.8	285.7	2
233.7	220.1	175.2	224.5	228.1	206.9	88.6	94.3	83.7	206.4	218.8	211.8r	311.5	344.8	353.2	3
267.4	257.5	187.4	250.8	235.9	201.6	110.0	106.5	81.9	250.4	250.4	236.1	372.4	400.8	393.1	4
260.6	253.0		262.8	256.6		130.5	128.4		257.7	257.6		375.6	403.5		5
228.5	199.3		246.4	215.5		129.7	117.8		220.5	208.6		322.1	333.6		6
214.3	207.0		253.9	239.2		133.0	135.0		225.9	204.9		356.0	359.6		7
185.9	180.9		255.7	229.2		156.6	135.3		204.5	229.0		369.6	404.6		8
183.7	161.1		239.0	255.6		131.0	123.7		191.7	225.9		321.5	363.5		9
231.5	166.3		295.8	255.8		148.6	141.9		241.2	238.6		381.0	362.5		10
223.4	163.4		268.3	253.9		141.7	128.7		238.9	221.1		334.6	326.0		11
174.7	141.4		196.6	210.0		109.0	101.7		177.8	190.6		263.1	293.6		12
212.9	196.2		242.3	235.7		123.6	117.9		216.8	222.8		327.7	346.8		AI





TRADE OF CANADA

**IMPORTS**

MAY, 1958

AND

FIVE MONTHS ENDED MAY, 1958

DOMINION BUREAU OF STATISTICS

International Trade Division

External Trade Section

IMPORTS INTO CANADA FOR CONSUMPTION

Changes affecting Previous Reports  
Cumulative Totals adjusted in May Report

1958  
Import  
List No. 5

---

---

MONTH OF FEBRUARY, 1958

Class Number		
44 - Deduct from United States	17,450 lb.	\$ 12,258
80 - Add to United States	1,745 gal.	\$ 12,258

---

Note: Page 98 in place of 102 in April report

---

---

Cumulative Totals adjusted in Volume III of the Annual Report of the Trade of  
Canada for 1957

---

---

Month of November, 1957

Class Number		
3082 - Deduct from United States	30,544 lb.	\$ 5,272
3392 - Add to United States	30,544 oz.	\$ 5,272

---

---

DOMINION BUREAU OF STATISTICS  
International Trade Division  
External Trade Section

TRADE OF CANADA

**IMPORTS**

MAY, 1958

AND

FIVE MONTHS ENDED MAY, 1958

*Published by Authority of*  
The Honourable Gordon Churchill, Minister of Trade and Commerce





## TABLE OF CONTENTS

	Page
EXPLANATORY NOTES .....	2
KEY TO ABBREVIATIONS OF COUNTRIES .....	3
<b>SUMMARY TABLES:</b>	
Imports into Canada for Consumption, by Countries .....	4
Imports into Canada for Consumption, by Main Groups .....	6
<b>DETAILED TABLES:</b>	
Imports for Consumption, by Articles and Countries:	
Agricultural and Vegetable Products (except Chemicals, Fibres and Wood):	Class Number
A - Mainly Food .....	1 to 390
B - Other than Food .....	1501 to 1846
Animals and Animal Products (except Chemicals and Fibres).....	2012 to 2348
Fibres, Textiles and Textile Products .....	3001 to 3576
Wood, Wood Products and Paper .....	4002 to 4311
Iron and Its Products .....	5001 to 5738
Non-Ferrous Metals and Their Products (except Gold).....	6001 to 6260
Non-Metallic Minerals and Their Products (except Chemicals).....	7001 to 7304
Chemicals and Allied Products .....	8001 to 8950
Miscellaneous Commodities .....	9000 to 9275

VALUE AND VOLUME at end of report

## EXPLANATORY NOTES

1. **Source of Data.** Statistics of imports are based upon the declarations of importers (import entries) as subsequently checked by customs officials.
2. **Valuation.** The value of goods imported is the value as determined for customs duty purposes. In most cases this corresponds to the value shown on the invoice accompanying the goods, converted to Canadian dollars at authorized exchange rates (usually the commercial rate prevailing on the date at which the goods were actually despatched to Canada), and excluding such charges as freight, insurance, handling and taxes. In effect, therefore, import values are taken f.o.b. point of shipment in the country of export.
3. **Units of Quantity.** Weight, where shown, is the net weight of the goods, excluding the weight of such packing as is required for shipment, except in certain special cases otherwise defined in the Customs Tariff. The expression "ton" means 2,000 pounds, and "cwt." 100 pounds, avoirdupois. Where other units of quantity are used, Imperial standards apply.

In this report are items such as "engines, gas, n.o.p., and parts" which show a quantity in "number" as well as value. In these items the "number" refers only to the number of substantially complete articles imported, while the value includes also the value of any parts of the article imported. For such items the average value per unit cannot be ascertained.

4. **Coverage.** Statistics of imports include all goods which enter Canada and are cleared by customs officials for domestic sale or use. The series, therefore, includes goods which are cleared by customs immediately on entry into the country, and goods cleared out of customs warehouses; but excludes goods placed in customs warehouses on entering the country. The technical phrase "Imports entered for consumption" which is sometimes used to describe Canadian import statistics does not imply that all imports will actually be consumed in Canada, but only that they are free to be so consumed without further customs formalities.
5. **Exclusions.** Import statistics exclude gold, but include gold products where the value of the gold content is less than 80% of the value of the article. A small amount of gold scrap in the form of jewellers' sweepings is also included. Some goods for the use of United States forces stationed at treaty bases in Canada are excluded, as are ships of British construction and registry imported for use in Canada, ships purchased for use in foreign trade, bunker supplies and ships' stores purchased by Canadian vessels abroad, temporary imports for exhibition or competition, and Canadian-owned military equipment returned to Canada.
6. **Countries Credited.** Imports are usually credited to the country from which the goods were consigned to Canada. The country of consignment is the country from which goods have come to Canada without interruption of transit except in the course of transfer from one means of conveyance to another.

An exception to this rule is made in the case of imports of goods originating in Central or South America (including the Antilles and Bermuda) which are consigned to Canada from the United States. This class of imports is credited to the country in which the goods originated.

7. **Time Periods.** Import statistics for any month include all goods declared on import entries received at the Bureau of Statistics during the calendar month in question.
8. **Abbreviations.** Many descriptions of countries and articles used in this report are abbreviated or incomplete because of mechanical limitations. A key to abbreviations of countries appears in this report, and full descriptions of all articles appear in Volume III of the annual report "Trade of Canada". The letters "N.O.P." mean "not otherwise provided for".
9. **Revisions.** All statistics in this report are subject to revision. Revisions to previous reports are published on the coloured pages at the beginning of each monthly report.

## KEY TO ABBREVIATIONS OF COUNTRIES

Note:— The classification of Countries with a statement of the territorial limits used for statistical purposes will be found in Volume I of the Annual Report of the Trade of Canada.

Aden .....	Aden	Ireland .....	Ireland
Afghan .....	Afghanistan	Israel .....	Israel
Alaska .....	Alaska	Ital Afr .....	Italian Africa
Albania .....	Albania	Italy .....	Italy
Virgin Is .....	American Virgin Islands	Jamaica .....	Jamaica
Arabia .....	Arabia	Japan .....	Japan
Argentina .....	Argentina	Jordan .....	Jordan
Australia .....	Australia	Korea .....	Korea
Austria .....	Austria	Latvia .....	Latvia
Azores .....	Azores and Madeira	Lebanon .....	Lebanon
Bahamas .....	Bahamas	Leew Wind .....	Leeward and Windward Islands
Barbados .....	Barbados	Liberia .....	Liberia
Bel Congo .....	Belgian Congo	Libya .....	Libya
Belgium .....	Belgium and Luxembourg	Lithuania .....	Lithuania
Bermuda .....	Bermuda	Madagascar .....	Madagascar
Bolivia .....	Bolivia	Malaya .....	Malaya and Singapore
Brazil .....	Brazil	Malta .....	Malta
B E Afr .....	British East Africa	Mauritius .....	Mauritius and Seychelles
B Guiana .....	British Guiana	Mexico .....	Mexico
B Hond .....	British Honduras	Morocco .....	Morocco
Bulgaria .....	Bulgaria	Nethrlnds .....	Netherlands
Burma .....	Burma	Neth Ant .....	Netherlands Antilles
Canary Is .....	Canary Islands	New Zeal .....	New Zealand
Ceylon .....	Ceylon	Nicaragua .....	Nicaragua
Chile .....	Chile	Nigeria .....	Nigeria
China .....	China, except Taiwan	Norway .....	Norway
Colombia .....	Colombia	B E I Other .....	Other British East Indies
C Rica .....	Costa Rica	B Oceania .....	Other British Oceania
Cuba .....	Cuba	B S A Other .....	Other British South Africa
Czecho S .....	Czechoslovakia	B W A Other .....	Other British West Africa
Denmark .....	Denmark	Pakistan .....	Pakistan
Dom Rep .....	Dominican Republic	Panama .....	Panama
Ecuador .....	Ecuador	Paraguay .....	Paraguay
Egypt .....	Egypt	Peru .....	Peru
El Salvd .....	El Salvador	Phil .....	Philippines
Estonia .....	Estonia	Poland .....	Poland
Ethiopia .....	Ethiopia	Portugal .....	Portugal
Falkland .....	Falkland Islands	Port E Af .....	Portuguese East Africa
Finland .....	Finland	Port W Af .....	Portuguese West Africa
Fiji .....	Fiji	Port Asia .....	Portuguese Asia
France .....	France	P Rico .....	Puerto Rico
Fr Africa .....	French Africa	Rhod Nyas .....	Rhodesia and Nyasaland
Fr Guiana .....	French Guiana	Roumania .....	Roumania
Fr Oceana .....	French Oceania	U S S R .....	U.S.S.R. (Russia)
Fr W Ind .....	French West Indies	S Leone .....	Sierra Leone
Gambia .....	Gambia	Spain .....	Spain
Germany E .....	Germany, Eastern	Span Afr .....	Spanish Africa
Germany W .....	Germany, Federal Republic of	St. Pierre .....	St. Pierre and Miquelon
Gibraltar .....	Gibraltar	Sudan .....	Sudan
Ghana .....	Ghana	Surinam .....	Surinam
Greece .....	Greece	Sweden .....	Sweden
Greenland .....	Greenland	Switzrlnd .....	Switzerland
Guatemala .....	Guatemala	Syria .....	Syria
Haiti .....	Haiti (Republic of)	Taiwan .....	Taiwan (Formosa)
Hawaii .....	Hawaii	Thailand .....	Thailand (Siam)
Honduras .....	Honduras	Trinidad .....	Trinidad and Tobago
Hong Kong .....	Hong Kong	Turkey .....	Turkey
Hungary .....	Hungary	Un So Afr .....	Union of South Africa
Iceland .....	Iceland	U Kingdom .....	United Kingdom
India .....	India	U States .....	United States
IndoChina .....	Indo-China	U S Ocea .....	United States Oceania
Indonesia .....	Indonesia	Uruguay .....	Uruguay
Iran .....	Iran	Venezuela .....	Venezuela
Iraq .....	Iraq	Yugo Slav .....	Yugoslavia

## IMPORTS INTO CANADA FOR CONSUMPTION, BY COUNTRIES (EXCLUDING GOLD)

Countries	Month of May		Five Months ended May	
	1957	1958	1957	1958
<b>Commonwealth Countries</b>	\$	\$	\$	\$
United Kingdom .....	50,715,762	55,397,120	216,774,906	222,696,302
Aden .....	-	9,351	14,915	36,708
British East Africa .....	367,727	781,442	2,654,508	2,693,818
Mauritius and Seychelles .....	-	291	2,164,538	1,148,400
Rhodesia and Nyasaland .....	193,949	236,747	452,241	496,427
Union of South Africa .....	730,484	591,344	2,744,426	1,593,929
Other British South Africa .....	64	120	356	1,039
Gambia .....	-	-	-	-
Ghana .....	1,659,694	1,523,696	3,043,982	1,661,230
Nigeria .....	826,333	1,055,602	1,061,163	1,190,760
Sierra Leone .....	4,413	598	4,413	598
Other British West Africa .....	-	-	190	165
Ceylon .....	1,243,128	1,455,387	6,671,814	5,504,117
India .....	2,700,442	3,070,940	12,593,273	11,277,713
Malaya and Singapore .....	2,828,819	1,411,379	12,857,723	7,113,807
Pakistan .....	55,272	103,167	226,688	228,761
Other British East Indies .....	22,168	6,823	39,312	28,062
Bermuda .....	29,839	24,320	89,443	128,956
British Guiana .....	2,844,494	2,462,242	5,369,824	4,399,931
British Honduras .....	6,755	14,071	117,039	72,100
Bahamas .....	4,734	30,390	43,691	98,226
West Indies Federation .....	11,390,948	6,911,268	23,894,014	19,958,557
Barbados .....	( 1,192,173 )	( 625,057 )	( 2,348,649 )	( 1,231,055 )
Jamaica .....	( 5,694,402 )	( 4,254,686 )	( 14,718,304 )	( 15,049,497 )
Leeward and Windward Islands .....	( 1,207,621 )	( 127,080 )	( 1,460,102 )	( 1,258,706 )
Trinidad and Tobago .....	( 3,296,752 )	( 1,904,445 )	( 5,366,959 )	( 2,419,299 )
Falkland Islands .....	75	-	75	1,548
Gibraltar .....	-	464	6,251	700
Hong Kong .....	802,179	947,114	2,885,143	3,606,648
Malta .....	3,751	9,328	25,359	29,460
Australia .....	929,219	3,123,360	6,960,847	10,085,537
Fiji .....	860,726	300	1,713,064	2,468,275
New Zealand .....	2,329,681	482,086	5,844,700	4,263,515
Other British Oceania .....	-	-	-	160,060
<b>Total Commonwealth Countries</b> .....	<b>80,550,656</b>	<b>79,648,950</b>	<b>308,253,898</b>	<b>300,945,349</b>
<b>Foreign Countries</b>				
Afghanistan .....	-	-	-	-
Albania .....	-	-	-	-
Arabia .....	636,512	4,920,372	1,883,675	23,555,094
Argentina .....	519,742	729,545	1,747,625	1,866,132
Austria .....	418,164	456,581	1,739,578	1,864,918
Belgium and Luxembourg .....	4,900,183	3,182,343	18,636,494	11,107,937
Belgian Congo .....	19,992	16,182	1,114,052	228,461
Bolivia .....	9,033	400	32,041	68,238
Brazil .....	2,373,439	2,556,907	13,307,704	10,654,143
Bulgaria .....	-	8	1	1,978
Burma .....	105	182	160	578
Chile .....	319,705	243,571	1,230,220	623,220
China (except Taiwan) .....	659,439	431,739	3,322,865	2,558,336
Taiwan .....	246	851	48,995	44,832
Colombia .....	1,477,407	1,209,616	7,728,438	6,983,413
Costa Rica .....	491,425	562,457	3,222,747	2,471,781
Cuba .....	1,261,708	1,457,347	4,243,828	3,501,891
Czechoslovakia .....	447,707	483,239	2,275,237	1,707,170
Denmark .....	614,294	1,169,206	2,604,061	2,963,454
Greenland .....	197	1,179	3,646	1,271
Dominican Republic .....	62,716	248,008	376,886	1,603,878
Ecuador .....	344,864	256,810	1,064,392	1,418,297
Egypt .....	31,976	61,998	64,607	159,074
El Salvador .....	8,251	42,730	401,265	461,301
Estonia .....	-	-	1,998	36
Ethiopia .....	27	20	11,467	6,970
Finland .....	78,457	58,551	168,412	210,511
France .....	3,929,135	3,453,101	13,746,894	12,143,808
French Africa .....	637,352	268,210	817,117	418,068
Indo-China .....	-	35	1,042	2,336
French Guiana .....	-	-	-	-
French Oceania .....	-	-	-	120
French West Indies .....	-	-	-	-
Madagascar .....	3,810	-	10,658	9,706
St. Pierre and Miquelon .....	5,620	2,545	25,898	4,725

Countries	Month of May		Five Months ended May	
	1957	1958	1957	1958
	\$	\$	\$	\$
<b>Foreign Countries - Concluded</b>				
Germany, Federal Republic of .....	10,250,885	9,216,407	38,393,950	37,711,045
Germany, Eastern .....	54,086	61,122	203,331	289,689
Greece .....	74,484	46,294	172,498	133,105
Guatemala .....	275,071	437,468	2,270,656	1,394,508
Haiti .....	184,464	130,109	456,234	691,354
Honduras .....	739,722	839,570	2,500,660	2,118,836
Hungary .....	35,357	29,195	222,896	268,326
Iceland .....	515	709	6,069	6,399
Iran .....	50,722	63,737	195,579	409,887
Iraq .....	168	1,724	99,152	970,597
Ireland .....	48,112	54,108	212,576	391,730
Israel .....	99,877	189,651	689,408	886,694
Italy .....	2,616,464	2,704,657	10,708,639	10,036,783
Italian Africa .....	-	-	-	585
Japan .....	4,985,838	5,384,492	25,701,299	24,347,115
Jordan .....	-	-	1,778	79
Korea .....	130	-	131	21,926
Latvia .....	150	10	150	115
Lebanon .....	3,402	799	5,667	20,485
Liberia .....	-	-	-	66
Libya .....	-	314	-	379
Lithuania .....	-	10	-	10
Mexico .....	1,751,368	3,455,907	7,901,889	15,674,660
Morocco .....	43,841	14,893	93,638	54,948
Netherlands .....	2,483,521	2,622,484	9,366,651	10,570,677
Indonesia .....	182,806	18,078	567,198	119,326
Surinam .....	770,807	546,796	1,404,415	1,047,091
Netherlands Antilles .....	2,090,957	3,402,749	9,375,357	12,100,012
Nicaragua .....	54,192	129,461	183,742	2,510,713
Norway .....	389,805	223,648	1,354,614	963,171
Panama .....	711,800	696,719	2,621,793	3,281,860
Paraguay .....	34,877	18,754	82,487	130,209
Peru .....	553,126	78,869	1,515,564	533,296
Philippines .....	462,301	301,417	2,036,714	1,351,015
Poland .....	91,975	84,687	404,477	316,277
Portugal .....	305,032	312,905	850,924	1,017,435
Azores and Madeira .....	16,955	12,041	50,155	59,005
Portuguese East Africa .....	-	7,909	100	10,761
Portuguese West Africa .....	-	-	-	1,976
Portuguese Asia .....	-	-	-	933
Roumania .....	-	161	182	1,201
Spain .....	596,578	782,860	1,877,390	2,158,433
Canary Islands .....	1,184	766	7,806	2,354
Spanish Africa .....	-	-	-	-
Sudan .....	-	6,604	-	19,071
Sweden .....	1,810,882	1,281,838	7,369,137	5,373,533
Switzerland .....	2,072,953	2,033,569	9,196,597	10,102,059
Syria .....	118,992	93,097	130,042	110,446
Thailand .....	80,044	77,640	380,849	208,583
Turkey .....	29,074	32,775	162,165	117,668
U.S.S.R. (Russia) .....	61,591	42,949	110,109	91,097
United States .....	394,596,129	330,949,096	1,816,645,528	1,504,155,653
Alaska .....	246,618	214,972	1,266,445	1,510,435
American Virgin Islands .....	-	-	5,175	155
Hawaii .....	397,843	483,111	1,577,451	1,817,131
Puerto Rico .....	92,700	133,213	337,664	350,111
United States Oceania .....	-	-	-	-
Uruguay .....	112,339	25,996	371,919	27,845
Venezuela .....	24,658,921	16,392,558	103,252,413	80,424,575
Yugoslavia .....	45,230	32,460	181,529	182,116
<b>Total Foreign Countries</b> .....	<b>473,535,394</b>	<b>405,485,091</b>	<b>2,142,354,795</b>	<b>1,822,737,221</b>
<b>GRAND TOTAL</b> .....	<b>554,086,050</b>	<b>485,134,041</b>	<b>2,450,608,693</b>	<b>2,123,682,570</b>

**IMPORTS INTO CANADA FOR CONSUMPTION FROM ALL COUNTRIES, FROM THE UNITED KINGDOM  
AND FROM THE UNITED STATES, BY MAIN GROUPS (EXCLUDING GOLD)**

Main Groups	Month of May		Five Months ended May	
	1957	1958	1957	1958
	\$	\$	\$	\$
<b>ALL COUNTRIES</b>				
Agricultural and Vegetable Products (except Chemicals, Fibres and Wood) .....	66,185,886	65,884,538	257,222,938	249,829,959
Animals and Animal Products (except Chemicals and Fibres) .....	11,213,991	9,914,594	54,312,796	52,060,099
Fibres, Textiles and Textile Products .....	36,805,764	33,629,184	184,995,556	166,141,535
Wood, Wood Products and Paper .....	19,536,474	19,213,537	96,775,299	94,888,774
Iron and Its Products .....	226,324,416	180,085,668	1,021,281,525	799,440,794
Non-Ferrous Metals and Their Products .....	44,263,689	40,106,338	201,379,157	177,014,813
Non-Metallic Minerals and Their Products (except Chemicals) .....	71,093,243	59,031,593	292,520,555	247,962,415
Chemicals and Allied Products .....	28,223,116	28,139,538	128,197,589	118,756,052
Miscellaneous Commodities .....	50,439,471	49,129,051	213,923,278	217,588,129
Total .....	554,086,050	485,134,041	2,450,608,693	2,123,682,570
<b>UNITED KINGDOM</b>				
Agricultural and Vegetable Products (except Chemicals, Fibres and Wood) .....	2,366,440	3,781,855	10,069,598	13,171,080
Animals and Animal Products (except Chemicals and Fibres) .....	1,304,246	1,270,047	6,297,345	6,836,711
Fibres, Textiles and Textile Products .....	9,465,598	7,546,673	46,135,722	35,680,640
Wood, Wood Products and Paper .....	592,115	654,915	2,402,519	2,866,773
Iron and Its Products .....	21,598,536	23,012,895	82,609,298	89,231,693
Non-Ferrous Metals and Their Products .....	4,871,061	7,471,736	26,109,108	27,685,132
Non-Metallic Minerals and Their Products (except Chemicals) .....	3,037,373	3,317,263	11,669,647	11,401,975
Chemicals and Allied Products .....	2,278,912	2,078,259	9,299,742	8,303,429
Miscellaneous Commodities .....	5,201,481	6,263,477	22,181,927	27,518,869
Total .....	50,715,762	55,397,120	216,774,906	222,696,302
<b>UNITED STATES</b>				
Agricultural and Vegetable Products (except Chemicals, Fibres and Wood) .....	32,371,569	29,990,678	134,401,425	126,784,830
Animals and Animal Products (except Chemicals and Fibres) .....	6,301,818	6,087,746	34,474,580	30,860,228
Fibres, Textiles and Textile Products .....	18,735,176	17,809,498	99,573,498	90,157,718
Wood, Wood Products and Paper .....	17,340,401	16,623,969	88,043,609	84,700,619
Iron and Its Products .....	188,990,400	145,550,157	878,769,787	668,661,464
Non-Ferrous Metals and Their Products .....	29,998,600	25,554,972	144,036,683	120,842,764
Non-Metallic Minerals and Their Products (except Chemicals) .....	36,566,054	27,202,247	152,671,782	108,805,896
Chemicals and Allied Products .....	24,446,690	24,331,573	112,481,936	103,859,078
Miscellaneous Commodities .....	39,845,421	37,798,256	172,192,228	169,483,056
Total .....	394,596,129	330,949,096	1,816,645,528	1,504,155,653

IMPORTS INTO CANADA FOR CONSUMPTION

Articles and Countries from which Imported	MONTH OF MAY 1958		FIVE MONTHS ENDED MAY 1958		Class Number	
	Quantities	Values (\$)	Quantities	Values (\$)		
<u>GROUP 1</u>						
<u>AGRICULTURAL PRODUCTS</u>						
<u>A MAINLY FOOD</u>						
APPLES FRESH	236 NEW ZEAL 381 ALASKA 400 U STATES	LB 1543536 7737444 9280980	109811 501242 611053	1543536 5000 31835043 33383579	109811 449 1696258 1806518	1
APRICOTS QUINCES FRESH	312 CHILE 400 U STATES	LB 9280980		51229 9513 60742	9474 1368 10842	2
BANANAS	222 B HOND 314 CD LOMBIA 315 C RICA 316 CUBA 320 DOM REP 321 ECUADOR 337 GUATEMALA 339 HONDURAS 361 PANAMA 381 ALASKA 400 U STATES	CWT 173 53338 39791 43907 121293 99091 11	1996 439523 239147 283935 819222 696472 110	764 1980 254948 22 4788 204897 86775 318017 473227 14 43	8808 11533 2027652 268 30382 1211507 567227 2024432 3254626 204 406	3
CHERRIES FRESH	304 ARGENTINA 312 CHILE 400 U STATES	LB 103405 103405	29834 29834	720 1885 103405 106010	279 828 29834 30941	4
CRANBERRIES FRESH	400 U STATES	LB		91572 91572	16281 16281	5
GRAPEFRUIT FRESH	100 U KINGDOM 231 HONG KONG 400 U STATES	LB 75428 9946388 10021816	4324 579574 583898	75428 5084 61146678 61227190	4324 424 2857562 2862310	6
GRAPES FRESH	207 UN SO AFR 304 ARGENTINA 312 CHILE 381 ALASKA 400 U STATES	LB 193368 330 516471 132692 842861	23163 81 98278 24652 146174	193368 4590 963334 1475 15797720	23163 1499 192012 204 1533926	7
GUAVAS MANGOES PLANTAINS FRESH	352 MEXICO 400 U STATES		453 52 505		453 52 505	8
LEMONS FRESH	400 U STATES	LB 2839641 2839641	205116 205116	12793218 12793218	874680 874680	9
LIMES FRESH	352 MEXICO 400 U STATES	LB 400 9505 9905	78 2424 2502	640 35176 35816	160 7063 7223	10
MUSKMELONS CANTALOUPE FRESH	304 ARGENTINA 312 CHILE 316 CUBA 352 MEXICO 400 U STATES	LB 76907 1154908 57882 1289697	6266 83748 5855 95869	7050 491517 3600 2345201 136993 2984361	624 37718 176 173844 15264 227626	11
MELONS FRESH N O P	316 CUBA 352 MEXICO 400 U STATES	NO 568 355074 6203 361845	897 153867 5141 159905	696 403367 18169 422232	1196 186824 9933 197953	12
ORANGES MANDARINES FRESH	100 U KINGDOM 231 HONG KONG 344 ITALY 352 MEXICO 360 ISRAEL 372 SPAIN 381 ALASKA 393 TAIWAN 400 U STATES	CU FT 540 49495 752778 802813	2164 128556 2355348 2486068	2411 42 1800 961896 117008 36374 100 5762 3104048 4229441	6217 140 2989 1934490 277102 62174 472 25603 10020936 12330123	13
PEACHES FRESH	312 CHILE 400 U STATES	LB 13578 13578	2966 2966	31060 22256 53316	6758 4963 11721	14
PEARS FRESH	304 ARGENTINA 312 CHILE 400 U STATES	LB 54961 1398745 1453706	7241 100361 107602	71996 500 5969728 6042224	9210 70 448477 457757	15

## IMPORTS INTO CANADA FOR CONSUMPTION

Articles and Countries from which Imported	MONTH OF MAY 1958		FIVE MONTHS ENDED MAY 1958		Class Number
	Quantities	Values (\$)	Quantities	Values (\$)	
PINEAPPLES FRESH	LB				16
316 CUBA	2 493 750	1 399 35	6 677 281	3 615 07	
352 MEXICO	2 250	1 78	2 250	1 78	
383 HAWAII	2 633 53	1 845 7	5 644 35	3 338 0	
384 P RICO	1 485 0	1 069	1 321 90	8 558	
400 U STATES	3 643 4	2 322	8 804 2	5 827	
	2 810 637	1 619 61	7 464 198	40 945 0	
PLUMS OR PRUNES FRESH	LB				17
304 ARGENTINA			9 280	1 601	
312 CHILE			7 436 5	1 737 0	
400 U STATES			2 864 4	5 162	
			11 228 9	2 413 3	
BERRIES FRESH N O P	LB				18
400 U STATES	7 53	1 10	1 415 7	2 901	
	7 53	1 10	1 415 7	2 901	
STRAWBERRIES FRESH	LB				19
400 U STATES	3 712 342	6 928 66	40 470 17	80 320 9	
	3 712 342	6 928 66	40 470 17	80 320 9	
FRESH FRUITS N O P					20
383 HAWAII		884		1 656	
400 U STATES		20 629		8 522 3	
		21 513		8 687 9	
APPLES DRIED	LB				31
400 U STATES	7 76	2 77	10 221 1	2 611 4	
	7 76	2 77	10 221 1	2 611 4	
APRICOTS NECTARINES DRIED	LB				32
372 SPAIN			12 125	3 493	
400 U STATES	3 511 1	1 821 2	28 917 8	1 362 22	
	3 511 1	1 821 2	30 130 3	1 397 15	
BANANAS DRIED	LB				33
400 U STATES	1 700	1 688	3 700	3 769	
	1 700	1 688	3 700	3 769	
CURRANTS DRIED	LB				34
234 AUSTRALIA			4 253 20	6 864 2	
400 U STATES	1 710	3 55	11 055	2 017	
	1 710	3 55	4 363 75	7 065 9	
DATES	LB				36
100 U KINGDOM			3 500 0	2 674	
231 HONG KONG	9 65	1 15	2 876	6 34	
342 IRAN	4 900 0	2 837	3 986 414	2 705 29	
343 IRAQ			5 727 270	3 480 89	
400 U STATES	2 617 0	3 885	5 939 09	9 670 7	
	7 613 5	6 837	10 345 469	71 863 3	
FIGS DRIED AND FIG PASTE	LB				37
336 GREECE			1 000	104	
400 U STATES	50 304	11 337	7 740 92	12 884 7	
	50 304	11 337	7 750 92	12 895 1	
PEACHES DRIED	LB				38
400 U STATES	9 187	2 643	7 360 6	2 083 1	
	9 187	2 643	7 360 6	2 083 1	
PRUNES OR PLUMS DRIED UNPITTED	LB				39
400 U STATES	1 215 355	1 996 01	6 548 236	10 872 28	
	1 215 355	1 996 01	6 548 236	10 872 28	
PEARS DRIED	LB				40
400 U STATES	2 035	6 60	20 394	6 554	
	2 035	6 60	20 394	6 554	
RAISINS	LB				41
207 UN SO AFR	12 400	2 263	12 400	2 263	
234 AUSTRALIA			28 351 80	47 343 7	
400 U STATES	8 857 81	1 747 40	5 742 956	11 064 87	
	8 981 81	1 770 03	8 590 536	15 821 87	
FRUITS DRIED N O P	LB				42
231 HONG KONG	2 847	1 428	10 707	4 977	
400 U STATES	4 659 4	1 461 3	2 205 57	7 184 7	
	4 944 1	1 604 1	2 312 64	7 682 4	
RASPBERRIES FROZEN 1 LB OR LESS	LB				43
400 U STATES			1 290 56	3 942 2	
			1 290 56	3 942 2	
RASPBERRIES FROZEN OVER 1 LB	LB				44
400 U STATES	400	101	1 151 63	2 803 3	
	400	101	1 151 63	2 803 3	
STRAWBERRIES FROZN 1 LB OR LESS	LB				45
400 U STATES	30 718 8	7 042 5	1 924 589	41 320 4	
	30 718 8	7 042 5	1 924 589	41 320 4	
STRAWBERRIES FROZEN OVER 1 LB	LB				46
352 MEXICO	3 600 00	5 488 1	7 840 00	11 426 1	
354 NETHRLNDS	59 74	1 220	2 115 95	4 114 0	
400 U STATES	3 850 60	6 511 8	1 519 208	2 570 53	
	7 510 34	12 121 9	2 514 803	41 245 4	
FRUITS N O P FROZN 1 LB OR LESS	LB				47
383 HAWAII			2 400	7 60	
400 U STATES			7 802 3	1 964 2	
			8 042 3	2 040 2	
FRUITS N O P FROZEN OVER 1 LB	LB				48
400 U STATES	1 959 51	2 704 9	5 782 52	8 407 1	
	1 959 51	2 704 9	5 782 52	8 407 1	
APRICOTS CANNED	LB				49
100 U KINGDOM	1 130	209	5 590	10 45	
207 UN SO AFR	20 458 0	3 307 9	2 751 55	4 320 9	
234 AUSTRALIA	11 711 0	1 613 8	1 388 65	1 899 7	
372 SPAIN			5 500	610	
400 U STATES	4 293 20	5 218 1	1 715 98 3	22 477 7	
	7 521 40	10 160 7	21 410 9 3	28 863 8	
PEACHES CANNED	LB				50
234 AUSTRALIA	8 124 0	1 197 8	9 696 2	14 197	
400 U STATES	21 942 18	2 313 85	9 614 392	10 482 83	
	22 754 58	2 433 63	9 711 354	10 624 80	



IMPORTS INTO CANADA FOR CONSUMPTION

Articles and Countries from which Imported	MONTH OF MAY 1958		FIVE MONTHS ENDED MAY 1958		Class Number	
	Quantities	Values (\$)	Quantities	Values (\$)		
CHERRIES SULPHURED OR IN BRINE	LB				51	
344 ITALY	566926	98635	1628565	287776		
354 NETHRLNDS			17454	1680		
372 SPAIN			30008	3416		
400 U STATES			9701	2092		
	566926	98635	1685728	294964		
OLIVES SULPHURED OR IN BRINE	LB				52	
312 CHILE	3166	983	12166	2250		
328 FR AFRICA	142814	18457	244167	30925		
336 GREECE	42560	9519	73017	15031		
353 MOROCCO			12833	3248		
366 PORTUGAL	882	140	882	140		
372 SPAIN	1287425	279474	2938957	644687		
400 U STATES	153117	37964	860023	189133		
	1629964	346537	4142045	885414		
LEMON ORANGE GRAPE FRUIT RINDS					53	
100 U KINGDOM		218		549		
231 HONG KONG		428		1409		
338 HAITI		1813		1813		
344 ITALY		13018		31478		
372 SPAIN				236		
384 P RICO		6308		15164		
400 U STATES		4765		22711		
		26550		73360		
MARMALADES CANNED	LB				54	
100 U KINGDOM	193909	36289	799582	151121		
207 UN SO AFR	2112	228	2112	228		
224 JAMAICA	55200	4485	88560	7195		
375 SWEDEN			1087	540		
400 U STATES	5292	1180	18430	4073		
	256513	42182	909771	163157		
PEARS IN CANS	LB				55	
234 AUSTRALIA	15318	2173	33389	4739		
400 U STATES	234055	32837	1712833	247594		
	249373	35010	1746222	252333		
PINEAPPLE IN CANS	LB				56	
207 UN SO AFR	164442	25348	169242	26129		
218 MALAYA	598038	60192	1879988	191673		
231 HONG KONG	600	64	600	64		
234 AUSTRALIA	241870	36259	433353	69467		
352 MEXICO	282826	26617	697836	66578		
383 HAWAII	2236097	301700	7446040	1020392		
393 TAIWAN			36000	2479		
400 U STATES	7715	2097	17852	5554		
	3531588	452277	10680911	1382336		
FRUITS IN CANS N O P	LB				57	
100 U KINGDOM	1530	288	6620	1819		
203 B E AFR	18900	3129	18900	3129		
231 HONG KONG	280	60	840	195		
320 DOM REP	22080	3689	22080	3689		
335 GERMANY W			344	101		
344 ITALY			26826	3358		
347 JAPAN	547997	62021	1912620	202777		
354 NETHRLNDS			78750	11248		
375 SWEOEN	3748	554	4423	740		
381 ALASKA			150	54		
400 U STATES	416073	57135	1789927	239188		
	1010608	126876	3861480	466298		
CHERRIES FROZEN 1LB OR LESS	LB				58	
CHERRIES FROZEN OVER 1LB	LB					
400 U STATES	225000	28303	1976167	258083	59	
	225000	28303	1976167	258083		
FRUITS NUTS PICKLED PRESERVED	GAL				60	
100 U KINGDOM	1417	5625	2900	12487		
215 INDIA	630	1358	1541	3296		
231 HONG KONG	897	2726	3101	8819		
316 CUBA	14150	10086	26293	19637		
318 DENMARK	441	1285	441	1285		
327 FRANCE	550	1338	550	1338		
336 GREECE			822	1532		
344 ITALY			23	188		
347 JAPAN	11	67	101	221		
353 MOROCCO	1572	2077	2793	3400		
354 NETHRLNDS			1453	1688		
400 U STATES	2717	5874	17303	35470		
	22385	30436	57321	89361		
FRUIT PULP N O P	LB					61
231 HONG KONG	1700	236	4950	815		
316 CUBA	22137	3198	34137	4026		
320 OOM REP	20010	3123	20010	3123		
335 GERMANY W	14473	1457	14473	1457		
344 ITALY			11770	893		
352 MEXICO	65294	5811	247786	22398		
354 NETHRLNDS	56243	6296	176770	21534		
365 POLAND	11833	1441	11833	1441		
372 SPAIN			60530	6427		
383 HAWAII	64352	7239	233195	26308		
400 U STATES	68560	9774	443168	55882		
	324602	38575	1258622	144304		
JELLIES JAMS	LB				62	
100 U KINGDOM	240991	50987	825807	180298		
207 UN SO AFR	9120	1050	9120	1050		
224 JAMAICA			7200	1139		
306 BELGIUM	528	147	1207	329		
326 FINLANO			1151	541		

IMPORTS INTO CANADA FOR CONSUMPTION

Articles and Countries from which Imported	MONTH OF MAY 1958		FIVE MONTHS ENDED MAY 1958		Class Number
	Quantities	Values (\$)	Quantities	Values (\$)	
327 FRANCE	59	76	59	76	
335 GERMANY W	2520	606	15170	3417	
344 ITALY	7408	2407	7408	2407	
354 NETHRLNDS	2976	587	24140	4581	
359 NORWAY	384	231	384	231	
375 SWEDEN			1260	333	
376 SWITZRLND	2067	836	4631	1721	
383 HAWAII			288	152	
389 IRELAND	6000	1190	6000	1190	
400 U STATES	20167	6093	178636	44890	
GRAPEFRUIT ORANGE LEMON PULP	292220	64210	1082461	242355	63
224 JAMAICA	54809	3563	54809	3563	
328 FR AFRICA	15445	1812	22112	2441	
352 MEXICO			5906	530	
360 ISRAEL	8886	563	8886	563	
372 SPAIN	66316	2933	66316	2933	
400 U STATES	43000	4416	198970	17889	
MIXED FRUITS IN CANS	188456	13287	356999	27919	64
100 U KINGDOM			1110	206	
231 HONG KONG			300	53	
400 U STATES	5373866	714407	16782953	2294069	
ORANGE JUICE CONCENTRATED FROZ	5373866	714407	16784363	2294328	65
400 U STATES	185796	835668	892993	3654049	
FRUIT JUICE NOP CONCENTRD FROZ	185796	835668	892993	3654049	66
383 HAWAII			6996	19283	
400 U STATES	20506	60423	96162	281386	
LEMEN JUICE CONCENTRATED FROZ	20506	60423	103158	300669	67
400 U STATES	36560	70917	77707	150270	
LEMEN JUICE EXCEPT CONCENTRATD	36560	70917	77707	150270	68
100 U KINGDOM	135	224	1717	7538	
335 GERMANY W			47	364	
400 U STATES	1799	6305	42129	86043	
ORANGE JUICE EXCEPT CONCENTRTRD	1934	6529	43893	93945	69
100 U KINGDOM			75	100	
400 U STATES	784740	728363	3788491	3249527	
PECTIN	784740	728363	3788566	3249627	70
100 U KINGDOM	13551	359	55951	1796	
318 DENMARK	5000	5000	13300	13181	
400 U STATES	20323	26419	82982	119564	
LEMEN JUICE CONCENTRATED FRESH	38874	31778	152233	134541	71
344 ITALY	498	2429	1080	5334	
400 U STATES	10818	28554	39573	125265	
ORANGE JUICE CONCENTRATD FRESH	11316	30983	40653	130599	72
352 MEXICO			4479	14242	
400 U STATES	39802	119138	89684	299800	
GRAPE JUICE OVER 1 GALLON	39802	119138	94163	314042	73
327 FRANCE			4235	8141	
400 U STATES	1988	9491	8530	26047	
LIME JUICE NOT REFINED	1988	9491	12765	34188	74
224 JAMAICA	1059	1031	1059	1031	
228 LEEW WIND	10215	7410	11510	8964	
BLENDED FRUIT JUICES	11274	8441	12569	9995	76
400 U STATES	392171	316924	1646162	1303420	
FRUIT JUICE NOP EXCEPT CONCENT	392171	316924	1646162	1303420	77
100 U KINGDOM	4601	7862	8378	13796	
224 JAMAICA	212	208	212	208	
228 LEEW WIND			212	192	
327 FRANCE	297	562	381	725	
335 GERMANY W	1224	1220	1224	1220	
354 NETHRLNDS	21	62	110	366	
359 NORWAY	72	221	72	221	
383 HAWAII	492	919	590	1029	
384 P RICO	338	657	338	657	
400 U STATES	29821	34229	112058	130924	
GRAPEFRUIT JUICE EXCEPT CONCEN	37078	45940	123575	149338	78
400 U STATES	375634	293222	1417283	999255	
PINEAPPLE JUICE EXCEPT CONCENT	375634	293222	1417283	999255	79
207 UN SO AFR	1575	883	2175	1272	
218 MALAYA	1200	775	1200	775	
234 AUSTRALIA	2550	1904	2550	1904	
352 MEXICO			1050	686	
383 HAWAII	212113	129162	595360	373131	
FRUIT SYRUPS CONC JUICES N O P	217438	132724	602335	377768	80
100 U KINGDOM	1403	3753	3970	8737	
234 AUSTRALIA	254	3565	374	5272	
306 BELGIUM			38	103	
326 FINLAND			292	966	
327 FRANCE	768	1832	840	2849	
335 GERMANY W	125	566	1004	3360	

IMPORTS INTO CANADA FOR CONSUMPTION

Articles and Countries from which Imported	MONTH OF MAY 1958		FIVE MONTHS ENDED MAY 1958		Class Number	
	Quantities	Values (\$)	Quantities	Values (\$)		
344 ITALY	75	321	1511	3627	81	
354 NETHRLNDS	140	678	1305	5294		
376 SWITZRLND			17	94		
383 HAWAII			15326	50225		
400 U STATES	18771	72788	89520	318311		
<b>COCOANUTS</b>	<b>NO</b>	<b>21536</b>	<b>83503</b>	<b>114197</b>	<b>398838</b>	
222 B HOND	2000	203	3500	367	81	
228 LEEW WIND			5500	550		
316 CUBA	3650	299	11400	955		
320 DOM REP			4970	415		
339 HONDURAS	1000	101	30875	2369		
384 P RICO	51825	3713	375650	24085		
400 U STATES	5750	400	25950	2091		
<b>COCOANUT DESICCATED</b>	<b>LB</b>	<b>64225</b>	<b>4716</b>	<b>457845</b>	<b>30832</b>	
217 CEYLON	487400	52752	1204925	120267	83	
364 PHIL	196750	24501	353250	44545		
400 U STATES	317400	80589	1539575	369361		
<b>COPRA NOT PREPARED</b>	<b>LB</b>	<b>1001550</b>	<b>157842</b>	<b>3097750</b>	<b>534173</b>	
237 B OCEANIA			2240000	160060	84	
364 PHIL			9133345	753000		
<b>ALMONDS NOT SHELLLED</b>	<b>LB</b>		<b>11373345</b>	<b>913060</b>		
372 SPAIN	33730	6107	151997	28809	91	
<b>BRAZIL NUTS NOT SHELLLED</b>	<b>LB</b>					
309 BRAZIL	33730	6107	151997	28809	92	
<b>FILBERTS HAZEL NOT SHELLLED</b>	<b>LB</b>					
344 ITALY			11001	1400	92	
<b>PEANUTS GREEN SHELLLED OR NOT</b>	<b>LB</b>					
100 U KINGDOM			64800	11858	93	
207 UN SO AFR			64800	11858	93	
313 CHINA	2034613	220228	6769085	753778	94	
333 MADAGASCAR			55556	6312		
335 GERMANY W	194207	20943	194207	20943		
352 MEXICO	2914641	317777	8341760	882120		
354 NETHRLNDS	1329201	151700	3562721	407918		
400 U STATES	1477649	159914	8862620	937943		
	7950311	870562	28504190	3093335		
<b>PECANS NOT SHELLLED</b>	<b>LB</b>					
<b>WALNUTS NOT SHELLLED</b>	<b>LB</b>					
313 CHINA	5500	1385	62396	9673	96	
344 ITALY			1250	288		
400 U STATES	30000	6712	150405	33987		
<b>OTHER NUTS NOT SHELLLED</b>	<b>LB</b>					
215 INDIA	7500	3090	7500	3090	97	
231 HONG KONG	1700	236	4971	709		
400 U STATES	23841	14138	113329	52844		
<b>ALMONDS SHELLLED</b>	<b>LB</b>					
100 U KINGDOM	700	448	28420	16801	101	
231 HONG KONG	211	203	612	552		
344 ITALY	5600	2661	23520	10481		
366 PORTUGAL	13669	10744	47687	27723		
372 SPAIN	172829	78172	571865	264282		
400 U STATES	4575	4119	86894	57792		
	197584	96347	758998	377631		
<b>PEANUTS N O P</b>	<b>LB</b>					
100 U KINGDOM			144	67	102	
218 MALAYA			2880	974		
231 HONG KONG	53866	9658	64604	12947		
313 CHINA	15840	2024	65840	10591		
400 U STATES	56384	8006	72047	14367		
<b>WALNUTS SHELLLED</b>	<b>LB</b>					
100 U KINGDOM	36400	16711	36400	16711	103	
215 INDIA	27600	11414	74040	27383		
231 HONG KONG	111375	42932	226875	84340		
313 CHINA	428045	156886	3550065	1264757		
335 GERMANY W	48203	12473	48203	12473		
342 IRAN	163608	60900	335912	121291		
344 ITALY	38157	19656	45032	23244		
400 U STATES	5000	4608	56869	32000		
	858388	325580	4373396	1582199		
<b>OTHER NUTS SHELLLED</b>	<b>LB</b>					
100 U KINGDOM			420	190		104
231 HONG KONG	400	124	3749	671		
313 CHINA	2904	890	10000	3059		
344 ITALY			3307	451		
347 JAPAN			83	93		
400 U STATES	10063	6838	72329	50502		
<b>BRAZIL NUTS SHELLLED</b>	<b>LB</b>					
308 BOLIVIA			89888	54966	105	
309 BRAZIL	36453	17996	55020	23111		
363 PERU			86811	39399		
<b>CASHEW NUTS SHELLLED</b>	<b>LB</b>					
215 INDIA	515750	210740	819750	344779	106	
400 U STATES	6479	3984	100514	52614		
	522229	214724	920264	397393		

## IMPORTS INTO CANADA FOR CONSUMPTION

Articles and Countries from which Imported	MONTH OF MAY 1958		FIVE MONTHS ENDED MAY 1958		Class Number
	Quantities	Values (\$)	Quantities	Values (\$)	
PECANS SHELLED 400 U STATES	LB 24963	23960	361798	341913	107
FILBERTS SHELLED 100 U KINGDOM	LB 54964	22835	54964	22835	108
335 GERMANY W			87696	31975	
344 ITALY	57910	23202	204953	95584	
354 NETHRLNOS			55125	15615	
376 SWITZRLND			56603	22333	
379 TURKEY	17094	6793	60864	22627	
400 U STATES	22046	9623	106037	49724	
ASPARAGUS FRESH 400 U STATES	LB 1234309	146625	3857566	540613	111
BEANS GREEN FRESH 352 MEXICO	LB 511	164	46296	8255	112
400 U STATES	1279394	122880	2669399	269298	
BEETS FRESH EXCEPT SUGAR BEETS 400 U STATES	LB 745694	26046	2887998	101775	114
CABBAGE FRESH 352 MEXICO	LB 66900	1314	66900	1314	115
354 NETHRLNOS			26400	1028	
400 U STATES	14753220	357390	58834443	1846214	
CARROTS FRESH 400 U STATES	LB 14349596	427073	61293305	2074454	116
CAULIFLOWER FRESH 400 U STATES	LB 1680766	113751	12084994	777042	117
CELERY FRESH 400 U STATES	LB 9670951	838073	53396867	3105494	118
CUCUMBERS FRESH 316 CUBA	LB 2538773	136237	4648604	436389	119
352 MEXICO			55994	6583	
400 U STATES	2538773	136237	4648604	436389	
LETTUCE FRESH 400 U STATES	LB 19874420	837661	83397475	3216897	120
MUSHROOMS TRUFFLES FRESH 100 U KINGDOM	LB 200	785	897	2787	121
231 HONG KONG			238	286	
312 CHILE			20902	7220	
327 FRANCE	17152	4811	641	1069	
335 GERMANY W	579	858	18489	33241	
347 JAPAN	3400	5904	521232	150783	
400 U STATES	68165	21148	521232	150783	
ONIONS FRESH 100 U KINGDOM	LB 514504	20788	556560	22432	122
234 AUSTRALIA	15526	361	939813	23325	
312 CHILE	1024817	40098	4104751	155903	
322 EGYPT	2454700	55686	4919146	115451	
352 MEXICO	162105	4514	218705	8825	
354 NETHRLNOS	11921	570	17433	714	
372 SPAIN			217815	4894	
400 U STATES	11080924	353452	25469189	1069847	
PEAS GREEN FRESH 352 MEXICO	LB 186124	13489	516310	38080	123
400 U STATES	186124	13489	483853	42463	
POTATOES SWEET AND YAMS FRESH 231 HONG KONG	CWT 4302	35946	141	1130	124
400 U STATES	4302	35946	35493	309181	
POTATOES FRESH EXCEPT SEED 400 U STATES	CWT 235528	769212	419331	1429560	125
SPINACH FRESH 352 MEXICO	LB 784292	43448	5596563	370961	126
400 U STATES	784292	43448	5651907	373233	
TOMATOES FRESH 224 JAMAICA	LB 11307120	1090598	51861102	5064824	127
227 BAHAMAS			912	196	
316 CUBA			148440	23991	
352 MEXICO			30098	7298	
381 ALASKA			11307120	1090598	
400 U STATES	5378314	520564	8944476	945808	
VEGETABLES FRESH 231 HONG KONG	LB 11872	1037	140708	10072	128
306 BELGIUM			609	247	
312 CHILE			15825	3099	
316 CUBA	400	136	7990	1961	
321 ECUADOR			625	85	
352 MEXICO	59700	12525	185247	43518	
383 HAWAII			1050	255	
400 U STATES	8806359	484470	28838890	2243520	
	8878331	498168	29190944	2302757	

IMPORTS INTO CANADA FOR CONSUMPTION

Articles and Countries from which Imported	MONTH OF MAY 1958		FIVE MONTHS ENDED MAY 1958		Class Number
	Quantities	Values (\$)	Quantities	Values (\$)	
VEGETABLES FROZEN 1LB OR LESS 400 U STATES	LB 513495	103664	4202190	790800	129
VEGETABLES FROZEN OVER 1 LB 400 U STATES	LB 517429	65549	2910184	385155	130
MUSTARD LIQUID					131
100 U KINGDOM				84	
231 HONG KONG		50		50	
327 FRANCE		176		2790	
335 GERMANY W		2047		5103	
354 NETHRLNDS		760		1563	
400 U STATES		1066		5239	
		4099		14829	
PASTE HASH VEGETABLE MEAT FISH	LB				132
100 U KINGDOM			4285	3810	
231 HONG KONG	944	323	3302	1612	
318 DENMARK			772	290	
327 FRANCE			3735	1028	
344 ITALY	3609	1210	5781	2642	
347 JAPAN			444	72	
354 NETHRLNDS			306	126	
359 NORWAY	480	78	4340	969	
376 SWITZRLND			1100	187	
400 U STATES	312908	60975	1963368	434076	
	317941	62586	1987433	444812	
POTATOES DRIED	LB				133
100 U KINGDOM	37500	10559	156500	43216	
327 FRANCE			4409	915	
354 NETHRLNDS			4488	1405	
400 U STATES	19440	4612	150026	34730	
	56940	15171	315423	80266	
VEGETABLES DRIED N O P	LB				134
100 U KINGDOM			6190	3306	
231 HONG KONG	5336	2354	18846	7595	
322 EGYPT	7280	1511	40880	10115	
327 FRANCE			2500	1242	
335 GERMANY W	2405	1068	2685	1125	
344 ITALY			5600	1861	
347 JAPAN	150	55	1300	1128	
354 NETHRLNDS	5729	1346	11320	3935	
372 SPAIN	3737	1161	6137	2024	
400 U STATES	214639	64357	1343628	370166	
	239276	71852	1439086	402497	
TOMATOES CANNED	LB				137
344 ITALY	483934	36005	1939839	146121	
352 MEXICO	28100	1979	28100	1979	
372 SPAIN			23100	1625	
400 U STATES	657637	55168	2305013	207305	
	1169671	93152	4296052	357030	
TOMATO PASTE CANNED	LB				138
336 GREECE			1830	225	
344 ITALY	4366	647	804662	123351	
366 PORTUGAL	1058	116	1058	116	
372 SPAIN			231483	26600	
400 U STATES	507385	74408	3027684	447299	
	512809	75171	4066717	597591	
TOMATO PULP AND PUREE CANNED	LB				139
344 ITALY			82673	9414	
352 MEXICO			17200	1148	
400 U STATES	24946	1813	68933	5497	
	24946	1813	168806	16059	
TOMATO JUICE	LB				140
400 U STATES	1368940	89651	14571656	969960	
	1368940	89651	14571656	969960	
ASPARAGUS IN CANS	LB				141
354 NETHRLNDS	450	187	450	187	
400 U STATES	167113	36104	582458	125961	
	167563	36291	582908	126148	
CORN IN CANS	LB				143
400 U STATES	617075	86096	1423026	191962	
	617075	86096	1423026	191962	
MUSHROOMS AND TRUFFLES IN CANS	LB				144
231 HONG KONG	116	432	136	540	
327 FRANCE	13393	5826	44269	17638	
335 GERMANY W	637	387	5173	3468	
344 ITALY	825	1605	1175	1834	
347 JAPAN	750	1482	1790	3589	
376 SWITZRLND			901	628	
400 U STATES	14703	4266	126165	40334	
	30424	13998	179609	68031	
PEAS IN CANS	LB				145
306 BELGIUM	560	114	770	173	
354 NETHRLNDS			1134	102	
400 U STATES	37828	4197	289042	33803	
	38388	4311	290946	34078	
VEGETABLE JUICE N O P CANNED	LB				146
400 U STATES	11746	1313	73036	10302	
	11746	1313	73036	10302	
VEGETABLES N O P IN CANS	LB				147
100 U KINGDOM	63	63	3721	669	
231 HONG KONG	13196	2841	78403	12407	
306 BELGIUM	3927	759	29717	5723	
327 FRANCE			1599	481	
335 GERMANY W	18183	1802	66140	7547	
336 GREECE	1650	278	4799	664	

## IMPORTS INTO CANADA FOR CONSUMPTION

Articles and Countries from which Imported	MONTH OF MAY 1958		FIVE MONTHS ENDED MAY 1958		Class Number
	Quantities	Values (\$)	Quantities	Values (\$)	
344 ITALY			6742	1420	
347 JAPAN	5725	878	6709	1162	
354 NETHRLNOS	24383	2425	74780	8062	
400 U STATES	464929	44581	2442036	245460	
PIMENTOS IN CANS	532056	53627	2714646	283595	
	LB				148
344 ITALY	55000	9981	55000	9981	
372 SPAIN			28844	5526	
400 U STATES			118892	32929	
BEANS GREEN OR WAX CANNEO	55000	9981	202736	48436	
	LB				149
306 BELGIUM	560	105	560	105	
327 FRANCE			1098	212	
336 GREECE	2415	193	2415	193	
344 ITALY			2755	436	
354 NETHRLNDS	7689	878	13339	1641	
400 U STATES	1860	154	146697	13310	
BEANS BAKED CANNEO	12524	1330	166864	15897	
	LB				150
100 U KINGDOM			2790	321	
306 BELGIUM			2740	518	
322 EGYPT	2400	364	2400	364	
347 JAPAN	930	153	930	153	
354 NETHRLNOS			9179	1048	
400 U STATES	212807	18509	1318562	115295	
PICKLES PACKAGED	216137	19026	1336601	117699	
	GAL				151
RETAIL SALE					
100 U KINGDOM	3658	11185	9679	31382	
231 HONG KONG	255	303	2504	2798	
327 FRANCE			1193	3216	
335 GERMANY W	988	2367	5800	9770	
344 ITALY	220	422	2244	2565	
347 JAPAN	423	884	990	2235	
354 NETHRLNOS	451	641	778	1101	
365 POLANO			359	195	
400 U STATES	54732	70761	225548	309616	
PICKLES N O P	60727	86563	249095	362878	
	GAL				152
100 U KINGDOM	565	1697	2139	4153	
227 BAHAMAS			2340	2217	
231 HONG KONG	1332	1799	3795	5584	
306 BELGIUM			140	282	
318 DENMARK			1500	1760	
327 FRANCE			75	197	
335 GERMANY W	567	688	1753	2283	
336 GREECE	400	342	400	342	
344 ITALY	10796	13605	22146	26950	
347 JAPAN	76	176	2363	3817	
354 NETHRLNOS	17337	26677	80086	110203	
372 SPAIN	640	570	21883	19508	
400 U STATES	70558	36593	214585	156643	
SAUCES N O P	102271	82147	353205	333939	
	GAL				153
100 U KINGDOM	2534	6104	4283	10503	
224 JAMAICA	7	79	37	204	
231 HONG KONG	3832	7773	9446	19274	
318 DENMARK			110	386	
327 FRANCE			42	206	
335 GERMANY W	9	99	9	99	
344 ITALY	1680	1786	1696	1878	
347 JAPAN	868	1286	868	1286	
354 NETHRLNDS	543	630	1192	5121	
400 U STATES	54259	107729	220766	490597	
SAUCES SOY	63732	125486	238449	529554	
	GAL				155
231 HONG KONG	10875	6699	19162	13126	
347 JAPAN	997	1388	5434	6710	
400 U STATES	3953	3766	13599	14339	
KETCHUP	15825	11853	38195	34175	
	GAL				156
100 U KINGDOM			26	74	
400 U STATES	50043	62519	199744	253328	
BARLEY BUCKWHEAT AND RYE	50043	62519	199770	253402	
	BUSH				161
BEANS SOYA					162
400 U STATES	889435	1996542	1850882	4125100	
BEANS N O P	889435	1996542	1850882	4125100	
	LB				163
100 U KINGDOM			239800	17307	
203 B E AFR	207246	15043	317569	23042	
231 HONG KONG	49100	5644	69050	8678	
304 ARGENTINA	5500	534	8250	801	
306 BELGIUM	5000	421	5000	421	
312 CHILE	100145	5339	432163	24439	
313 CHINA	11200	931	11200	931	
344 ITALY	8186	750	52278	6463	
347 JAPAN	4000	554	7000	1044	
354 NETHRLNOS	13400	1469	23464	3123	
363 PERU	45201	6316	310555	42599	
395 PORT W AF			55115	1976	
400 U STATES	133019	19429	1624187	188728	
INOIAN CORN	581997	56430	3155631	319552	
	BUSH				167
400 U STATES	821455	1106576	2598601	3658686	
	821455	1106576	2598601	3658686	

IMPORTS INTO CANADA FOR CONSUMPTION

Articles and Countries from which Imported	MONTH OF MAY 1958		FIVE MONTHS ENDED MAY 1958		Class Number
	Quantities	Values (\$)	Quantities	Values (\$)	
OATS					
400 U STATES	BUSH		270	397	168
			270	397	
PEAS SPLIT					
100 U KINGDOM	LB	14000	41932	4280	169
312 CHILE		2000	2000	271	
354 NETHRLNDS			6918	481	
400 U STATES		40632	182112	16565	
		56632	232962	21597	
PEAS N O P					
234 AUSTRALIA	LB	11160	11160	843	170
352 MEXICO		244200	352249	53742	
354 NETHRLNOS		24750	36853	2006	
366 PORTUGAL		10803	10803	1154	
400 U STATES		22345	322015	26850	
		313258	733080	84595	
RICE UNCLEANE O UNHULLE O PAOOY					
304 ARGENTINA	CWT	18599	24489	113849	171
340 HUNGARY			21781	110175	
352 MEXICO			22103	125766	
386 URUGUAY		657	657	3665	
400 U STATES			101892	577622	
		19256	170922	931077	
RICE CLEANED					
231 HONG KONG	CWT	40	120	915	172
304 ARGENTINA		32666	55756	187229	
306 BELGIUM		175	175	1383	
344 ITALY		200	1982	18445	
352 MEXICO		35972	35972	203638	
354 NETHRLNOS		1277	9422	17781	
400 U STATES		14886	71863	742456	
		85216	168445	1171847	
WHEAT					
400 U STATES	BUSH				174
		38	38	91	
		38	38	91	
ALFALFA OR GRASS MEAL OEHYO					
400 U STATES	CWT		11406	32552	180
		2342	11406	32552	
		2342	11406	32552	
BRAN AND MILL FEED					
400 U STATES	CWT		15311	19586	182
		3377	15311	19586	
		3377	15311	19586	
CORN MEAL					
400 U STATES	BRL		14234	89555	184
		3412	14234	89555	
		3412	14234	89555	
HOMINY CRACKEO OR DRIEO CORN					
400 U STATES	CWT		62604	230250	185
		7859	62604	230250	
		7859	62604	230250	
MALT FLOUR					
400 U STATES	LB		108500	9430	187
		6500	108500	9430	
		6500	108500	9430	
OATMEAL AND ROLLED OATS					
100 U KINGDOM	LB		1314	185	188
400 U STATES		468	3150	361	
		468	4464	546	
RICE STARCH FLOUR MEAL FEEO					
231 HONG KONG	LB		27540	3872	189
327 FRANCE		6080	1102	139	
335 GERMANY W		44000	55000	4661	
347 JAPAN		1000	2238	443	
354 NETHRLNDS			550	101	
400 U STATES		202500	561020	54428	
		253580	647450	63644	
RYE FLOUR					
400 U STATES	BRL		1134	6202	191
		440	1134	6202	
		440	1134	6202	
SAGO AND CASSAVA FLOUR					
100 U KINGDOM	LB		6973	601	192
218 MALAYA			4480	198	
309 BRAZIL			33000	2821	
371 THAILAND		124000	315200	12119	
400 U STATES		94934	472080	32654	
		218934	831733	48393	
WHEAT FLOUR					
400 U STATES	CWT		254	1355	194
			254	1355	
CEREALS MILLED N O P					
100 U KINGDOM	CWT		22	551	195
327 FRANCE		14	19	264	
400 U STATES			14	211	
		14	55	1026	
BISCUITS AND BREAD DIETARY					
100 U KINGDOM				17420	201
327 FRANCE				6573	
335 GERMANY W				559	
400 U STATES				10977	
				35529	
BISCUITS NOT SWEETENED N O P					
100 U KINGDOM	LB		380270	122328	203
231 HONG KONG		124051	500	86	
306 BELGIUM			2646	874	
318 DENMARK			10332	2363	
326 FINLAND		1849	3195	507	
327 FRANCE		543	12565	2911	
335 GERMANY W		1445	27592	8987	
347 JAPAN		7150	24776	9078	
354 NETHRLNDS		11822	32001	6354	

## IMPORTS INTO CANADA FOR CONSUMPTION

Articles and Countries from which Imported	MONTH OF MAY 1958		FIVE MONTHS ENDED MAY 1958		Class Number
	Quantities	Values (\$)	Quantities	Values (\$)	
359 NORWAY	6545	670	17317	2468	
375 SWEDEN	33368	5951	254034	44951	
400 U STATES	193246	58781	730293	243182	
	380019	109020	1495521	444089	
BISCUITS SWEETENED N O P	LB				204
100 U KINGDOM	466027	169424	2900146	1115088	
231 HONG KONG			1879	1258	
305 AUSTRIA	2290	751	4219	1479	
306 BELGIUM	52043	24855	163982	69061	
327 FRANCE	823	299	14726	4897	
335 GERMANY W	4508	1800	33697	14433	
344 ITALY			1126	390	
347 JAPAN	471	149	1391	467	
354 NETHRLNDS	32429	8026	146002	35035	
376 SWITZRLND	2346	1310	3616	2064	
400 U STATES	165473	44857	959329	268026	
	726410	251471	4230113	1512198	
BREAD PASSOVER MATZO PRODUCTS					205
360 ISRAEL				9018	
400 U STATES				266956	
				275974	
CEREAL FOODS 25 POUNDS OR LESS	LB				206
100 U KINGDOM	46950	4875	53716	5727	
231 HONG KONG			4200	1005	
335 GERMANY W	4101	753	38707	7056	
344 ITALY	288	119	288	119	
354 NETHRLNDS	1155	138	7902	779	
359 NORWAY			298	60	
400 U STATES	160650	42666	860150	224043	
	213144	48551	965261	238789	
CEREAL FOODS PREPARED N O P					207
100 U KINGDOM		3491		9744	
236 NEW ZEAL				485	
327 FRANCE		4902		4902	
335 GERMANY W		461		1567	
347 JAPAN		125		840	
400 U STATES		37551		172848	
		46530		190386	
MACARONI AND VERMICELLI	LB				208
231 HONG KONG	4440	1109	24388	4577	
327 FRANCE	1508	261	1508	261	
344 ITALY	7100	815	17451	2105	
347 JAPAN	1560	186	2560	302	
354 NETHRLNDS	9046	1047	29956	3356	
400 U STATES	142992	22677	739466	118271	
	166646	26095	815329	128872	
MILK FOODS N O P	LB				209
100 U KINGDOM	3032	1027	7904	3483	
335 GERMANY W			1164	673	
359 NORWAY	2069	842	5552	2328	
375 SWEDEN			2426	774	
376 SWITZRLND	530	223	530	223	
381 ALASKA			1962	665	
400 U STATES	43297	27163	185461	126682	
	48928	29255	204999	134828	
ARROWROOT	LB				221
228 LEEW WIND	120000	13038	170000	18482	
400 U STATES			23000	3291	
	120000	13038	193000	21773	
MALT WHOLE CRUSHED OR GROUND	LB				224
335 GERMANY W			2646	204	
400 U STATES	359740	20689	2067740	115462	
	359740	20689	2070386	115666	
SAGO AND TAPIOCA	LB				225
218 MALAYA	99160	5880	170094	9936	
309 BRAZIL	28500	3383	29900	3555	
355 INDONESIA	55627	5903	110393	10406	
400 U STATES	106000	17510	393560	65407	
	289287	32676	703947	89304	
ALL OTHER BREADSTUFFS N O P					226
231 HONG KONG		144		144	
335 GERMANY W		218		218	
400 U STATES		1311		28578	
		1673		28940	
COCOANUT OIL N O P EDIBLE	CWT				231
100 U KINGDOM	841	13896	2609	42354	
400 U STATES	639	9947	1748	27722	
	1480	23843	4357	70076	
COTTON SEED OIL N O P EDIBLE	CWT				233
400 U STATES	2434	38625	10514	160274	
	2434	38625	10514	160274	
OLIVE OIL N O P EDIBLE	CWT				234
327 FRANCE	78	2436	236	7289	
328 FR AFRICA	661	17402	2026	53016	
336 GREECE	15	543	435	12455	
344 ITALY	2025	63043	5521	179295	
366 PORTUGAL	39	1188	39	1188	
372 SPAIN	460	13298	1856	53944	
400 U STATES	36	1232	435	13945	
	3314	99142	10548	321132	
PEANUT OIL N O P EDIBLE	CWT				235
100 U KINGDOM	557	9233	1113	18521	
231 HONG KONG	47	1155	468	12132	
354 NETHRLNDS			3	96	
400 U STATES	156	4160	746	20877	
	760	14548	2330	51626	



IMPORTS INTO CANADA FOR CONSUMPTION

Articles and Countries from which Imported	MONTH OF MAY 1958		FIVE MONTHS ENDED MAY 1958		Class Number
	Quantities	Values (\$)	Quantities	Values (\$)	
SOYA BEAN OIL N O P EDIBLE 400 U STATES	CWT 31063	408111	97512	1325670	236
CHOCOLATES IN RETAIL PACKAGES	31063	408111	97512	1325670	
100 U KINGDOM	LB 115197	46122	479802	225844	239
304 ARGENTINA			619	107	
305 AUSTRIA	375	189	1789	813	
306 BELGIUM			6667	3632	
317 CZECHOS	2910	948	8465	3372	
318 DENMARK	151	56	151	56	
327 FRANCE	626	279	24226	10243	
335 GERMANY W	4945	2083	23529	12625	
344 ITALY			4425	3098	
354 NETHRLNDS			9663	4865	
360 ISRAEL	440	138	440	138	
376 SWITZRLND			27589	18298	
389 IRELAND	46562	27783	47372	28140	
400 U STATES	9329	4129	81609	37953	
CONFECTIONERY CHOCOLATE N O P	180535	81727	716346	349184	
100 U KINGDOM	LB 333556	121917	1483463	569872	240
305 AUSTRIA	472	236	3295	2516	
306 BELGIUM	2277	834	22830	8576	
317 CZECHOS			65989	15845	
318 DENMARK	3927	2956	6715	4607	
327 FRANCE			2492	1100	
335 GERMANY W	6406	3776	203121	95829	
344 ITALY	780	262	16522	8439	
347 JAPAN			298	209	
354 NETHRLNDS	36127	9633	106856	46106	
360 ISRAEL	1375	341	40730	15523	
375 SWEDEN	4055	821	4055	821	
376 SWITZRLND	11536	6651	43798	25431	
389 IRELAND	1620	709	2430	1027	
400 U STATES	107337	34976	760050	272495	
OTHER CONFECTIONS SWEETENED	509468	183112	2762644	1068396	
100 U KINGDOM	LB 63793	14392	226622	52798	242
231 HONG KONG	593	434	4670	1512	
306 BELGIUM	3717	3629	7357	4341	
318 DENMARK	2800	895	12588	4022	
327 FRANCE	2978	628	4462	3652	
335 GERMANY W	9883	3418	16062	5640	
344 ITALY	2183	1502	4505	2556	
347 JAPAN	1000	387	1000	387	
354 NETHRLNDS	37627	7162	126220	19390	
389 IRELAND			1050	461	
400 U STATES	259513	75966	1173944	341487	
FRUITS PEELS CANDIED	384087	108413	1578480	436246	
231 HONG KONG	LB 250	124	2480	893	243
234 AUSTRALIA			32648	3983	
327 FRANCE	8516	2171	153163	37596	
354 NETHRLNDS			396	141	
400 U STATES	29222	6431	109959	31372	
GINGER PRESERVED	37988	8726	298646	73985	
100 U KINGDOM	LB 120	56	120	56	244
231 HONG KONG	1087	392	59281	12542	
SUGAR CANDY CONFECTIONERY N O P	1207	448	59401	12598	
100 U KINGDOM	LB 1234150	284826	4602079	985483	246
223 BARBADOS	1275	186	1275	186	
231 HONG KONG	5127	1040	22478	5846	
234 AUSTRALIA			896	114	
304 ARGENTINA			1837	371	
305 AUSTRIA	1515	297	28230	8823	
306 BELGIUM	2166	817	14731	3222	
316 CUBA			60995	8974	
317 CZECHOS	28330	2676	34679	3303	
318 DENMARK	43626	10655	117846	28909	
326 FINLAND	18775	4169	39121	8833	
327 FRANCE	8704	4163	31447	9826	
335 GERMANY W	45884	10452	102081	26329	
344 ITALY	8993	3846	26539	12430	
347 JAPAN	201	193	5272	1309	
354 NETHRLNDS	80329	17675	233231	51087	
360 ISRAEL	14460	2500	76277	13294	
365 POLAND			1020	101	
375 SWEDEN	52704	8857	83016	14180	
376 SWITZRLND	1108	425	3683	1310	
384 P RICO			8500	947	
389 IRELAND	11823	2176	11823	2176	
400 U STATES	356204	86606	1218883	312448	
BUBBLE GUM	1915374	441559	6725939	1499501	
100 U KINGDOM	LB 9829	3340	24975	8498	247
306 BELGIUM			1237	442	
318 DENMARK	8496	4945	27372	9389	
354 NETHRLNDS	249770	76735	17502	12619	
400 U STATES	268095	85020	601135	175556	
CHEWING GUM N O P			672221	206504	
100 U KINGDOM	LB 1288	485	2408	826	249
318 DENMARK	1984	576	3358	1152	
354 NETHRLNDS	324	118	3324	1905	

## IMPORTS INTO CANADA FOR CONSUMPTION

Articles and Countries from which Imported	MONTH OF MAY 1958		FIVE MONTHS ENDED MAY 1958		Class Number
	Quantities	Values (\$)	Quantities	Values (\$)	
400 U STATES	24422	6143	136294	36268	
GLUCOSE AND SYRUP CORN SYRUP	28018	7322	145384	40151	
100 U KINGDOM	CWT 1394	10435	2078	14616	251
354 NETHRLNDS	26	300	145	1630	
400 U STATES	12223	93187	46165	374469	
MOLASSES OF CANE NOP	13643	103922	48388	390715	
221 B GUIANA	GAL		73600	15456	252
225 TRINIDAD	145600	22568	419200	80023	
400 U STATES	318072	74454	976314	184793	
LIQUID OR INVERT SUGAR	463672	97022	1469114	280272	
100 U KINGDOM	CWT 176	1189	268	1846	254
400 U STATES			308	2938	
MOLASSES FOR HUMAN CONSUMPTION	176	1189	576	4784	
100 U KINGDOM	GAL		662	628	255
223 BARBADOS	373508	203902	1151339	688876	
400 U STATES	229	266	39726	30121	
SYRUPS OF CANE OR BEET NOP	373737	204168	1191727	719625	
100 U KINGDOM	GAL 1580	2065	11735	15318	256
354 NETHRLNDS			121	192	
400 U STATES			479	1170	
SUGAR RAW IMPORTED BY REFINERS	1580	2065	12335	16680	
204 MAURITIUS	CWT		273571	1147867	262
221 B GUIANA	462388	2006917	574388	2472309	
223 BARBADOS	56000	382186	56000	382186	
224 JAMAICA	599029	2478390	987330	4091428	
225 TRINIDAD	156968	613839	156968	613839	
228 LEEW WIND			206080	1080847	
234 AUSTRALIA	439555	1814496	1157363	4869242	
235 FIJI			492901	2467963	
316 CUBA	318079	1074568	588466	2092748	
320 DOM REP			71700	267439	
SUGAR RAW N O P	2032019	8370396	4564767	19485868	
221 B GUIANA	CWT 16755	73014	37587	171779	263
316 CUBA	11169	47777	11169	47777	
SUGAR REFINED	27924	120791	48756	219556	
100 U KINGDOM	CWT		7	109	264
352 MEXICO	32500	159359	49999	249532	
354 NETHRLNDS	3086	14981	10471	53135	
400 U STATES	18	253	51	988	
SUGAR AND SYRUP MAPLE	35604	174593	60528	303764	
COCOA BEANS NOT ROASTED	LB				265
100 U KINGDOM	CWT				271
210 GHANA	34522	1508206	36762	1602080	
211 NIGERIA	24501	1049081	27633	1178617	
217 CEYLON	336	12240	1008	33605	
224 JAMAICA	1185	43486	1185	43486	
225 TRINIDAD	4600	196189	8607	357035	
228 LEEW WIND	670	27690	1330	51637	
309 BRAZIL			3117	125721	
320 DOM REP	1676	67201	5823	229573	
321 ECUADOR	347	15243	2305	102607	
328 FR AFRICA	1127	44423	1127	44423	
335 GERMANY W	560	26327	560	26327	
354 NETHRLNDS	1883	76953	1883	76953	
387 VENEZUELA	966	38684	2793	111280	
400 U STATES	6905	315496	39310	1691701	
COCOA BUTTER	79278	3421219	134627	5726389	
100 U KINGDOM	LB				273
224 JAMAICA	135425	122644	636306	575812	
225 TRINIDAD	124821	103896	740795	575590	
309 BRAZIL	52203	43063	102229	82857	
327 FRANCE	132276	115220	610365	540800	
344 ITALY	110230	95991	275575	238196	
352 MEXICO	29793	26672	89178	76770	
354 NETHRLNDS	8790	5360	8790	5360	
372 SPAIN	55118	54421	614549	569163	
400 U STATES	39654	22722	39654	22722	
COCOA PASTE NOT SWEETENED	155445	146109	654689	599225	
100 U KINGDOM	843755	736098	3772130	3286495	
225 TRINIDAD	LB 194970	41056	611682	121580	274
309 BRAZIL	1680	793	1680	793	
335 GERMANY W			190587	48074	
354 NETHRLNDS	185344	63242	185463	20041	
400 U STATES	440	293	456387	129506	
COCOA PASTE SWEETENED	382434	105384	1453573	323461	
100 U KINGDOM	LB 700	139	24040	8562	275
354 NETHRLNDS	440	172	2835	863	
400 U STATES	15500	6536	59300	22892	
COCOA OR CHOCOLATE POWDER	16640	6847	86175	32317	
100 U KINGDOM	LB 173320	62210	980020	357367	276
327 FRANCE	39600	7218	104734	18345	
335 GERMANY W	5258	730	34272	4111	

IMPORTS INTO CANADA FOR CONSUMPTION

Articles and Countries from which Imported	MONTH OF MAY 1958		FIVE MONTHS ENDED MAY 1958		Class Number
	Quantities	Values (\$)	Quantities	Values (\$)	
354 NETHRLNDS	176129	36646	732574	153191	277
400 U STATES	77491	19627	375040	108387	
	471798	126431	2226640	641401	
COCOA AND CHOCOLATE PREPS NOP	LB				282
100 U KINGDOM	58843	15887	144982	42191	
306 BELGIUM			825	327	
335 GERMANY W	8617	3023	13763	4516	
354 NETHRLNDS	12125	2844	54940	12067	
376 SWITZRLND			3353	1723	
389 IRELAND			1028496	172901	
400 U STATES	183758	54326	601172	148415	
	263343	76080	1847531	382140	
CHICORY	LB				
306 BELGIUM	1102	78	8543	655	
327 FRANCE	13125	761	35625	1908	
354 NETHRLNDS	14115	1180	46036	4008	
400 U STATES	5515	1963	32270	11874	
	33857	3982	122474	18445	
COFFEE GREEN	LB				286
100 U KINGDOM			50737	25398	
202 ADEN	17600	9351	72785	36609	
203 B E AFR	1384977	599370	4353167	1922806	
207 UN SO AFR			86308	46321	
224 JAMAICA			46200	23325	
225 TRINIDAD	45000	15750	260989	97752	
307 BEL CONGO			352305	165865	
309 BRAZIL	4305066	2070027	16744721	8370462	
314 COLOMBIA	2273209	1182355	12919429	6919328	
315 C RICA	233174	122702	838446	443758	
316 CUBA	39154	18828	638101	315572	
320 DOM REP	370641	173910	2115976	1058066	
321 ECUADOR	3776	1557	236337	97549	
323 EL SALVD	40691	20505	645880	317924	
325 ETHIOPIA			15512	6797	
337 GUATEMALA	305415	150230	1604687	783382	
338 HAITI	174482	67102	606297	266515	
339 HONDURAS	37950	18686	181555	89613	
352 MEXICO	1265132	591941	3680649	1805025	
358 NICARAGUA	238679	129461	539281	276554	
361 PANAMA			37210	20056	
363 PERU	21090	8426	116446	54472	
383 HAWAII	12017	5887	355557	181314	
387 VENEZUELA	150143	75225	880494	449827	
400 U STATES	733018	310618	3140548	1440532	
	11651214	5571931	50519617	25214822	
COFFEE ROASTED AND SUBSTITUTES	LB				287
100 U KINGDOM			720	408	
224 JAMAICA			44060	21335	
327 FRANCE	357	463	516	658	
335 GERMANY W	5511	1220	5792	1447	
344 ITALY			362	444	
354 NETHRLNDS	256	90	1109	395	
383 HAWAII			240	222	
400 U STATES	161675	112043	917260	645460	
	167799	113816	970059	670369	
COFFEE EXTRACT OF N O P	LB				288
100 U KINGDOM	3996	1465	37024	13310	
335 GERMANY W			322	115	
400 U STATES	71838	30684	256041	111822	
	75834	32149	293387	125247	
INSTANT COFFEE POWDER	LB				291
323 EL SALVD			22400	65581	
335 GERMANY W	198	345	198	345	
352 MEXICO	20025	40220	20025	40220	
354 NETHRLNDS	300	1056	300	1056	
376 SWITZRLND	254	1391	584	3216	
400 U STATES	212080	458795	1800672	4301270	
	232857	501807	1844179	4411688	
CLOVES UNGROUND	LB				292
203 B E AFR	11200	3427	23520	7795	
218 MALAYA			896	1054	
333 MADAGASCR			11023	3256	
400 U STATES			8071	3420	
	11200	3427	43510	15525	
GINGER UNGROUND	LB				293
100 U KINGDOM			14377	3172	
212 S LEONE	5600	598	5600	598	
215 INDIA	34720	3517	59860	6088	
224 JAMAICA	62346	21764	62346	21764	
231 HONG KONG	2400	183	17817	1591	
316 CUBA			885	173	
347 JAPAN			4505	785	
383 HAWAII			1135	283	
384 P RICO			2500	309	
400 U STATES	512	112	9219	1665	
	105578	26174	178244	36428	
MUSTARD GROUND	LB				
100 U KINGDOM	56460	26701	220395	96609	
400 U STATES	31124	9561	95784	28968	
	87584	36262	316179	125577	
NUTMEGS AND MACE	LB				294
100 U KINGDOM			17321	32992	
218 MALAYA	4480	6674	22223	31324	
225 TRINIDAD			963	664	
228 LEEW WIND	44510	78842	53847	97699	
335 GERMANY W			89	88	

## IMPORTS INTO CANADA FOR CONSUMPTION

Articles and Countries from which Imported	MONTH OF MAY 1958		FIVE MONTHS ENDED MAY 1958		Class Number	
	Quantities	Values (\$)	Quantities	Values (\$)		
354 NETHRLNDS			295	439	296	
355 INDONESIA			3243	4905		
400 U STATES	2434	2418	6469	12077		
PEPPER UNGROUND	51424	87934	104450	180188		
	LB					
100 U KINGDOM			5643	1365	297	
211 NIGERIA	8960	1920	8960	1920		
215 INDIA	294320	59772	706184	136747		
218 MALAYA	118860	29916	486220	106507		
219 BEL OTHER	13440	2953	90720	21656		
224 JAMAICA	7000	4520	11480	7428		
347 JAPAN	26500	5686	69700	14357		
372 SPAIN	2200	858	4400	1529		
400 U STATES	27612	7746	46643	13750		
SPICES N O P UNGROUND	498892	113371	1429950	305259		
	LB					
100 U KINGDOM	6821	1037	30123	5535	298	
204 MAURITIUS	2240	291	6745	533		
217 CEYLON			4540	5010		
224 JAMAICA			6720	3571		
231 HONG KONG	46294	9452	101265	21379		
329 INDOCHINA			5000	2279		
335 GERMANY W	820	168	34667	9758		
352 MEXICO	6449	1865	10917	3258		
354 NETHRLNDS			2648	1036		
355 INDONESIA			92886	9621		
400 U STATES	16043	5726	109217	28841		
GINGER AND SPICES N O P GROUND	78667	18539	404728	90821		
	LB					
100 U KINGDOM	510	522	3612	3606		299
215 INDIA	2926	525	5640	1118		
231 HONG KONG			680	265		
317 CZECHO S			4400	1003		
335 GERMANY W	191	128	2749	2434		
340 HUNGARY	4400	1262	15950	4651		
354 NETHRLNDS	181	78	1144	766		
366 PORTUGAL	1102	283	1102	283		
372 SPAIN	13750	4204	322498	104853		
388 YUGO SLAV	1100	396	14850	4825		
400 U STATES	46923	27967	163103	102568		
VANILLA BEANS CRUDE	71083	35365	535728	226372		
	LB					
335 GERMANY W	10	98	10	98	300	
352 MEXICO			3546	26988		
400 U STATES	3160	23729	23306	177868		
SEEDS AROMATIC CRUDE UNGROUND	3170	23827	26862	204954		
	LB					
100 U KINGDOM			214	802	301	
215 INDIA			5844	3592		
335 GERMANY W	441	148	441	148		
337 GUATEMALA	407	1111	407	1111		
353 MOROCCO	4404	198	42004	1647		
354 NETHRLNDS	13883	1079	39152	3278		
372 SPAIN	5512	695	5512	695		
400 U STATES	1182	337	44499	8476		
TEA BLACK	25829	3568	138073	19749		
	LB					
100 U KINGDOM	463437	307630	1738632	1097554	319	
203 BEL AFR	213378	105219	1213817	569443		
215 INDIA	2014703	1042059	10020477	4720055		
217 CEYLON	2061410	1179324	6936345	3688448		
218 MALAYA			41650	15188		
231 HONG KONG	7499	5096	39123	19137		
307 BEL CONGO			5855	2231		
309 BRAZIL			840	336		
313 CHINA			11000	3439		
347 JAPAN	433	251	5728	1547		
354 NETHRLNDS	50047	22640	113070	47881		
355 INDONESIA	7700	2242	44149	19800		
389 IRELAND			1800	1323		
393 TAIWAN	3676	826	24476	7368		
394 PORT E AF			11038	2852		
400 U STATES	6619	2438	89642	43143		
TEA GREEN	4828902	2667725	20297642	10239745		
	LB					
100 U KINGDOM			540	478	320	
231 HONG KONG	1427	1148	9117	5440		
347 JAPAN	20368	2314	34236	6029		
400 U STATES	236	80	10766	2136		
VINEGAR	22031	3542	54659	14083		
	GAL					
100 U KINGDOM			90	318	341	
327 FRANCE	131	138	709	1460		
344 ITALY			1343	1497		
347 JAPAN			57	62		
354 NETHRLNDS	72	77	127	132		
400 U STATES	180	292	2057	2398		
YEAST IN CAKES AND PACKAGES	383	507	4383	5867		
	LB					
100 U KINGDOM	28500	2499	116630	9918	352	
400 U STATES	232	1636	11412	7526		
YEAST IN BULK	30832	4135	128042	17444		
	LB					
400 U STATES	2100	873	23460	4866	353	
	2100	873	23460	4866		

IMPORTS INTO CANADA FOR CONSUMPTION

Articles and Countries from which Imported	MONTH OF MAY 1958		FIVE MONTHS ENDED MAY 1958		Class Number
	Quantities	Values (\$)	Quantities	Values (\$)	
HOPS					
388 YUGO SLAV	LB		46440	83500	362
400 U STATES	10844	13711	104710	121405	
	10844	13711	151150	204905	
LIQUORICE UNSWEETENED					
400 U STATES	LB		315366	63068	364
	5912	1518	315366	63068	
	5912	1518	315366	63068	
MALT SYRUP AND EXTRACTS					
100 U KINGDOM	LB		238132	37025	365
335 GERMANY W	83452	13160	300	100	
354 NETHRLNDS			13924	2100	
400 U STATES	92625	19544	566416	107266	
	176077	32704	818772	146491	
ESSENCES EXTRACTS N O P					
100 U KINGDOM	GAL				367
220 BERMUDA	27	730	310	3110	
327 FRANCE			2	141	
335 GERMANY W	13	696	33	437	
344 ITALY	141	4444	24	1282	
400 U STATES	74	5485	219	7016	
	255	11355	655	42434	
			1243	54420	
POTATOES FRENCH FRIED FROZEN					
400 U STATES	LB				380
	62895	11085	159231	26099	
	62895	11085	159231	26099	
POTATO CHIPS NOT FROZEN					
400 U STATES	LB				381
	410773	168147	1738599	714410	
	410773	168147	1738599	714410	
VEGETABLE FOOD PRODUCTS N O P					
100 U KINGDOM		14633		49126	390
231 HONG KONG		5884		22345	
306 BELGIUM				2047	
318 DENMARK				77	
327 FRANCE		301		301	
335 GERMANY W		525		7303	
347 JAPAN		689		2178	
354 NETHRLNDS		1152		3276	
375 SWEDEN		358		358	
376 SWITZRLND				1368	
400 U STATES		197260		708736	
		220802		797115	

## IMPORTS INTO CANADA FOR CONSUMPTION

Articles and Countries from which Imported	MONTH OF MAY 1958		FIVE MONTHS ENDED MAY 1958		Class Number
	Quantities	Values (\$)	Quantities	Values (\$)	
<b>GROUP 1</b>					
<b>AGRICULTURAL PRODUCTS</b>					
<b>B OTHER THAN FOOD</b>					
ALE BEER PORTER AND STOUT	GAL				1501
100 U KINGDOM	19735	26738	90736	124748	
318 DENMARK			2156	2722	
335 GERMANY W	1260	1563	6890	8407	
347 JAPAN	493	1620	964	3124	
354 NETHRLNDS			539	697	
400 U STATES	10440	9244	15045	13184	
	31928	39165	116330	152882	
BRANDY	P GAL				1511
100 U KINGDOM	70	413	477	3354	
207 UN SO AFR	5581	14497	40899	109274	
232 MALTA	299	1429	1108	5360	
234 AUSTRALIA	9596	31047	29877	92697	
318 DENMARK			9	178	
327 FRANCE	15748	118629	64855	586674	
335 GERMANY W	21	264	42	528	
336 GREECE	105	861	707	6005	
344 ITALY	113	900	264	1916	
360 ISRAEL			235	3567	
366 PORTUGAL	1463	4434	8168	31950	
372 SPAIN			2018	13081	
376 SWITZRLNO			42	730	
388 YUGO SLAV			635	3296	
400 U STATES			2	51	
	32996	172474	149338	858661	
CORONALS AND LIQUEURS N O P	P GAL				1512
100 U KINGDOM	1279	17056	6271	82593	
224 JAMAICA	54	625	54	625	
225 TRINIOAD	4	85	67	1364	
231 HONG KONG	100	819	112	1072	
234 AUSTRALIA	88	890	339	3363	
236 NEW ZEAL			13	129	
316 CUBA	49	980	49	980	
317 CZECHO S			69	488	
318 DENMARK	307	4091	1780	22959	
327 FRANCE	3659	41194	12986	142471	
335 GERMANY W	21	101	21	101	
336 GREECE	8	58	155	1293	
340 HUNGARY			19	160	
344 ITALY	302	2188	685	6533	
352 MEXICO	43	965	69	1544	
354 NETHRLNDS	1589	16364	5976	61567	
359 NORWAY	35	175	184	907	
375 SWEDEN	35	132	162	808	
384 P RICO	183	997	948	4998	
388 YUGO SLAV			137	769	
	7756	86720	30096	334724	
GIN	P GAL				1513
100 U KINGDOM	12876	57199	47609	223496	
335 GERMANY W	35	157	70	315	
354 NETHRLNDS	421	1488	2245	8553	
	13332	58844	49924	232364	
RUM	P GAL				1514
100 U KINGDOM	17170	68575	131262	443571	
221 B GUIANA	46219	50183	629684	625271	
223 BARBAOOS	11826	34144	41887	136964	
224 JAMAICA	4205	11500	59046	140101	
225 TRINIOAD	8882	39991	36353	154670	
316 CUBA	1357	14229	5074	51293	
327 FRANCE	72	518	291	2108	
338 HAITI	174	1259	874	6337	
384 P RICO	7698	57472	24050	176338	
	97603	277871	928521	1736653	
WHISKY	P GAL				1515
100 U KINGDOM	69948	551830	305716	2377251	
354 NETHRLNDS			27	237	
400 U STATES	60968	128456	498495	981780	
	130916	680286	804238	3359268	
ABSINTHE ALCOHOLIC LIQUORS N O P	P GAL				1516
207 UN SO AFR			1043	1435	
365 POLAND			67	405	
			1110	1840	
WINES NON SPARKLING	GAL				1530
100 U KINGDOM	9352	47553	38268	186069	
207 UN SO AFR	10459	17810	64907	109412	
231 HONG KONG			219	1157	
232 MALTA	1834	2068	6055	8792	
234 AUSTRALIA	27759	59256	106784	224479	
318 DENMARK	100	257	633	1944	
327 FRANCE	32722	125268	136214	487598	
328 FR AFRICA	4790	6773	18044	25937	
335 GERMANY W	3172	20405	12914	72443	
336 GREECE	792	2256	2754	5382	
340 HUNGARY	306	1328	306	1328	
344 ITALY	23887	74211	96042	293336	

IMPORTS INTO CANADA FOR CONSUMPTION

Articles and Countries from which Imported	MONTH OF MAY 1958		FIVE MONTHS ENDED MAY 1958		Class Number
	Quantities	Values (\$)	Quantities	Values (\$)	
347 JAPAN			185	520	
354 NETHRLNDS	100	455	338	1513	
360 ISRAEL	40	170	2658	10478	
366 PORTUGAL	16980	26336	79576	118854	
367 AZORES			718	2698	
372 SPAIN	9018	29948	30494	95500	
376 SWITZRLND	336	1263	1084	4029	
389 IRELAND			1469	7225	
400 U STATES	2364	7049	46318	132577	
WINES SPARKLING	144011	422406	645980	1791271	1560
207 UN SO AFR	40	92	40	92	
234 AUSTRALIA	64	389	122	888	
306 BELGIUM			570	7572	
327 FRANCE	2928	34367	11593	135548	
335 GERMANY W	192	1172	459	2899	
344 ITALY	180	830	1588	7424	
366 PORTUGAL	32	168	32	168	
400 U STATES	12	102	142	1184	
GUMS AMBER AND ARABIC	3448	37120	14546	155775	1571
100 U KINGDOM	4368	728	5340	1106	
396 SUDAN	44092	6509	122082	16779	
400 U STATES	60709	15617	263677	65547	
GUMS AUSTL COPAL DAMAR ETC	109169	22854	391099	83432	1572
218 MALAYA	112	439	1277	7898	
219 BEI OTHER	1120	3817	1235	4718	
355 INDONESIA			7	156	
400 U STATES	188	8399	804	24012	
GUMS BARBERRY ELEMI GEDDA ETC	1420	12655	3323	36784	1573
100 U KINGDOM	1	201	4	400	
342 IRAN			6	909	
347 JAPAN	1	51	6	267	
400 U STATES	208	10910	1275	74008	
BURGUNDY PITCH	210	11162	1291	75584	1575
400 U STATES	12246	2138	37597	6118	
CHICLE OR SAPPATO GUM CRUDE	12246	2138	37597	6118	1576
352 MEXICO			52487	56581	
400 U STATES	69250	34120	288285	141865	
SHELLAC BLEACHED	69250	34120	340772	198446	1577
100 U KINGDOM	1120	473	2240	948	
335 GERMANY W			2000	851	
400 U STATES	5202	2553	20995	10874	
LAC CRUDE SEED STICK AND SHELL	6322	3026	25235	12673	1579
100 U KINGDOM			7036	2021	
215 INDIA	73800	15714	327534	68967	
371 THAILAND	287612	54676	287612	54676	
400 U STATES	1292	992	501232	125796	
RESIN OR ROSIN	362704	71382	1123414	251460	1580
100 U KINGDOM			7	50	
400 U STATES	29392	188413	123135	790878	
ROSIN SIZING	29392	188413	123142	790928	1581
400 U STATES	21169	242311	78976	905016	
WAX SEALING	21169	242311	78976	905016	1582
100 U KINGDOM		109		679	
400 U STATES		929		4205	
GUMS AND BLENDS N O P		1038		4884	1583
100 U KINGDOM	71500	27566	199249	72116	
344 ITALY	22400	7471	22400	7471	
354 NETHRLNDS			4311	1683	
400 U STATES	333277	141972	1265311	571560	
TALL OIL AND TALL OIL PITCH	427177	177009	1491271	652830	1584
400 U STATES	8596	51042	32898	188877	
COTTON SEED CAKE AND MEAL	8596	51042	32898	188877	1591
400 U STATES	2934	7806	9467	23845	
LINSEED OIL CAKE AND MEAL	2934	7806	9467	23845	1592
400 U STATES			3634	10104	
SOYA BEAN OIL CAKE AND MEAL			3634	10104	1594
400 U STATES	145985	438191	789121	2086045	
SOYA BEAN FLOUR	145985	438191	789121	2086045	1595
335 GERMANY W			44	571	
400 U STATES	4070	33321	17145	129014	
OIL CAKE AND MEAL N O P	4070	33321	17189	129585	1597
CASTOR OIL NOT EDIBLE					1601
100 U KINGDOM			9	257	
215 INDIA	70	1119	70	1119	
309 BRAZIL	778	10885	4617	69343	
400 U STATES	199	5615	2211	63678	
	1047	17619	6907	134397	

## IMPORTS INTO CANADA FOR CONSUMPTION

Articles and Countries from which Imported	MONTH OF MAY 1958		FIVE MONTHS ENDED MAY 1958		Class Number
	Quantities	Values (\$)	Quantities	Values (\$)	
CHINAWOOD OIL NOT EDIBLE	CWT				1602
231 HONG KONG	1738	22082	4742	63265	
304 ARGENTINA	2315	59713	4955	119145	
362 PARAGUAY	435	5119	1255	24974	
400 U STATES			28	891	
	4488	86914	10980	208275	
COCOANUT OIL NOT EDIBLE	CWT				1603
100 U KINGDOM	51416	636584	53038	657646	
217 CEYLON	461	5437	61920	674713	
218 MALAYA			3019	34892	
234 AUSTRALIA	2403	32000	2403	32000	
400 U STATES	8	202	24	610	
	54288	674223	120404	1399861	
COTTON SEED OIL NOT EDIBLE	CWT				1605
323 EL SALVD			552	5797	
400 U STATES	14537	187300	99059	1327167	
	14537	187300	99611	1332964	
ESSENTIAL OIL N O P	LB				1606
100 U KINGDOM	2811	10344	41929	76475	
215 INDIA	1120	1057	1120	1057	
217 CEYLON			1600	914	
221 B GUIANA			1855	11941	
224 JAMAICA			490	822	
225 TRINIDAD	1257	8053	1257	8053	
231 HONG KONG	8400	16784	38800	74939	
234 AUSTRALIA			800	841	
309 BRAZIL			75	219	
312 CHILE	13	816	13	816	
313 CHINA	8000	13517	18531	34372	
316 CUBA			2644	7078	
327 FRANCE	247	6248	5822	36148	
335 GERMANY W	7885	4303	12699	8291	
338 HAITI			386	2917	
344 ITALY	728	8695	728	8695	
352 MEXICO	1398	7699	2328	12760	
354 NETHRLNDS	1110	913	9460	6958	
362 PARAGUAY	500	970	500	970	
376 SWITZRLND	55	569	1677	23834	
400 U STATES	104844	290652	480856	1435034	
	138368	370620	623570	1753134	
EUCALYPTUS OIL	LB				1607
234 AUSTRALIA	1600	1227	2000	1496	
366 PORTUGAL			3770	1739	
400 U STATES			400	252	
	1600	1227	6170	3487	
FLAXSEED OR LINSEED OIL	CWT				1608
400 U STATES	237	4448	614	11656	
	237	4448	614	11656	
FOOTS OF COTTON SEED OR OLIVES	CWT				1609
400 U STATES			37	544	
			37	544	
OLIVE OIL FOR MANUFACTURING	CWT				1610
400 U STATES			48	1085	
			48	1085	
PALM AND PALM KERNEL OIL	CWT				1611
100 U KINGDOM	4785	61346	8150	110032	
218 MALAYA	51925	514955	130885	1307671	
354 NETHRLNDS	252	3931	1470	25238	
400 U STATES	597	7181	3924	48989	
	57559	587413	144429	1491930	
PEANUT OIL	CWT				1613
100 U KINGDOM	35731	490308	58889	854407	
400 U STATES			992	20752	
	35731	490308	59881	875159	
PEPPERMINT OIL	LB				1614
100 U KINGDOM	10	109	10	109	
400 U STATES	11965	66398	37893	195172	
	11975	66507	37903	195281	
RESIN OIL	CWT				1617
400 U STATES	901	6097	2853	16485	
	901	6097	2853	16485	
SESAME SEED OIL	CWT				1618
231 HONG KONG	10	452	25	804	
400 U STATES	82	2206	227	6853	
	92	2658	252	7657	
SOYA BEAN OIL FOR MANUFACTURE	CWT				1619
400 U STATES	6601	83267	25605	331190	
	6601	83267	25605	331190	
VEGETABLE OIL N O P NOT EDIBLE	CWT				1620
100 U KINGDOM	2	136	4	191	
207 UN SO AFR			266	3785	
354 NETHRLNDS			2758	37349	
400 U STATES	14227	207459	69697	1020170	
	14229	207595	72725	1061495	
RAPE SEED OIL	CWT				1621
100 U KINGDOM	80	1712	80	1712	
400 U STATES	80	1712	80	1712	
CASHEW NUT SHELL OIL	CWT				1622
400 U STATES			470	7452	
			470	7452	
OITICICA OIL	CWT				1623
309 BRAZIL	45	775	539	8835	
	45	775	539	8835	
SUNFLOWER SEED OIL	CWT				1624



IMPORTS INTO CANADA FOR CONSUMPTION

Articles and Countries from which Imported	MONTH OF MAY 1958		FIVE MONTHS ENDED MAY 1958		Class Number
	Quantities	Values (\$)	Quantities	Values (\$)	
VEGETABLE OILS FOR TEXTILES	CWT				1625
100 U KINGDOM			202	1850	
400 U STATES	1741	39585	11402	244029	
	1741	39585	11604	245879	
LEMON OIL AND ORANGE OIL	LB				1626
100 U KINGDOM	42	66	1091	1397	
220 BERMUDA			5320	48995	
222 B HOND			500	1108	
224 JAMAICA	5936	6743	11936	17996	
335 GERMANY W	44	232	66	349	
344 ITALY	1933	8203	3458	14883	
354 NETHRLNDS			200	540	
360 ISRAEL			550	679	
376 SWITZRLND	24	402	54	965	
400 U STATES	14825	36226	53601	123727	
	22804	51872	76776	210639	
SPEARMINT OIL	LB				1627
400 U STATES	6445	30231	16427	71895	
	6445	30231	16427	71895	
ROSE BUSHES NOP	NO				1646
100 U KINGDOM	1044	791	24721	12254	
306 BELGIUM	735	157	31760	5211	
318 DENMARK	1700	373	126437	22799	
327 FRANCE			620	172	
335 GERMANY W			13293	3710	
354 NETHRLNDS	5080	1106	583123	134197	
375 SWEDEN			1200	288	
400 U STATES	99194	44126	920089	406350	
	107753	46553	1701243	584981	
BUSHES ROOTS AND VINES N O P	NO				1647
327 FRANCE			20800	1942	
335 GERMANY W			820	121	
354 NETHRLNDS	1000	401	6940	1671	
400 U STATES	595015	11116	1492387	59977	
	596015	11517	1520947	63711	
APPLE TREES N O P	NO				1651
318 DENMARK			100	70	
354 NETHRLNDS			859	659	
400 U STATES	1110	776	14390	13104	
	1110	776	15349	13833	
PEACH TREES AND JUNE BUDS NOP	NO				1653
400 U STATES	1000	735	59570	31721	
	1000	735	59570	31721	
FRUIT TREES N O P	NO				1657
318 DENMARK			200	135	
354 NETHRLNDS	149	52	780	455	
400 U STATES	844	615	35031	26183	
	993	667	36011	26773	
AZALEAS RHODODENDORNS ETC					1662
100 U KINGDOM		136		2639	
227 BAHAMAS				100	
231 HONG KONG				946	
306 BELGIUM		344		48100	
318 DENMARK				1977	
327 FRANCE				685	
335 GERMANY W		582		632	
347 JAPAN				2275	
354 NETHRLNDS		2463		119713	
384 P RICO		533		4065	
400 U STATES		91001		288292	
		95059		469424	
PALMS FERNS FICUS CANNAS ETC					1663
100 U KINGDOM				249	
306 BELGIUM		1713		1713	
347 JAPAN				105	
354 NETHRLNDS		298		23104	
400 U STATES		3983		11410	
		5994		36581	
TULIP BULBS					1664
354 NETHRLNDS		50		460	
		50		460	
GLADIOLI BULBS					1665
347 JAPAN				4202	
354 NETHRLNDS		3289		82037	
400 U STATES		3354		17264	
		6643		103503	
FLOWERS AND FOLIAGE CUT					1666
100 U KINGDOM				3433	
220 BERMUDA				1820	
225 TRINIDAD				143	
231 HONG KONG		60		832	
327 FRANCE		85		755	
335 GERMANY W				448	
344 ITALY		1970		3684	
352 MEXICO		503		13449	
354 NETHRLNDS		81		1286	
383 HAWAII		218		486	
400 U STATES		210203		834626	
		213120		860962	
TREES SEEDLING STOCK					1668
100 U KINGDOM				2419	
306 BELGIUM				4508	
318 DENMARK				1564	
327 FRANCE		277		7628	
354 NETHRLNDS				41630	
400 U STATES		473		15977	
		750		73726	

## IMPORTS INTO CANADA FOR CONSUMPTION

Articles and Countries from which Imported	MONTH OF MAY 1958		FIVE MONTHS ENDED MAY 1958		Class Number
	Quantities	Values (\$)	Quantities	Values (\$)	
FLORIST OR NURSERY STOCK N O P					1669
100 U KINGDOM		327		2149	
306 BELGIUM		2117		16397	
318 DENMARK		3876		18310	
327 FRANCE				3956	
335 GERMANY W		2685		10889	
347 JAPAN				311	
354 NETHRLNDS		8041		646140	
400 U STATES		259621		524202	
		276667		1222354	
LATEX NATURAL	LB				1678
218 MALAYA	144112	51221	552182	195131	
400 U STATES	787879	254910	2613765	884821	
	931991	306131	3165947	1079952	
LATEX SYNTHETIC	LB				1679
335 GERMANY W			250	77	
400 U STATES	580576	201371	2273329	814154	
	580576	201371	2273579	814231	
BALATA CRUDE	LB				1681
309 BRAZIL	3062	1237	6012	2456	
	3062	1237	6012	2456	
GUTTA PERCHA UNMANUFACTURED	LB				1682
400 U STATES	4872	16129	9758	32676	
	4872	16129	9758	32676	
RUBBER CRUDE CAOUTCHOUC	LB				1683
100 U KINGDOM	11396	2758	29494	7542	
217 CEYLON	1004850	200497	4391593	964245	
218 MALAYA	2984872	645966	18735501	4253264	
355 INDONESIA	446666	8047	269208	59817	
371 THAILAND	67200	12747	470400	92907	
400 U STATES	599166	131546	1375741	333552	
	4712150	1001561	25271937	5711327	
COMB BLANKS OF HARD RUBBER					1684
305 AUSTRIA		222		406	
335 GERMANY W				588	
400 U STATES				626	
		222		1620	
RUBBER POWDERED WASTE OR JUNK	CWT				1687
100 U KINGDOM	220	1129	1038	7615	
400 U STATES	2663	14493	11657	97376	
	2883	15622	12695	104991	
RUBBER RECOVERED	CWT				1688
100 U KINGDOM	540	4877	1878	14567	
400 U STATES	20496	214241	80909	848686	
	21036	219118	82787	863253	
RUBBER SUBSTITUTE OR SYNTHETIC	CWT				1689
354 NETHRLNDS	15	210	19	297	
400 U STATES	21153	577047	73100	2104410	
	21168	577257	73119	2104707	
RUBBER THREAD NOT COVERED	LB				1690
100 U KINGDOM	2657	3602	7024	9551	
400 U STATES	23287	32744	128037	195832	
	25944	36346	135061	205383	
HARD RUBBER STRIP SHEET ROD	LB				1691
100 U KINGDOM			16014	5247	
400 U STATES	1695	2676	7288	13304	
	1695	2676	23302	18551	
FOAM RUBBER SHEETING					1697
100 U KINGDOM		117		17170	
400 U STATES		13511		72457	
		13628		89627	
RUBBER SHEETING N O P					1698
100 U KINGDOM		3573		9979	
218 MALAYA		8375		74743	
335 GERMANY W				1803	
354 NETHRLNDS		184		366	
400 U STATES		28176		100280	
		40308		187171	
CONVEYOR BELTING OF RUBBER					1699
100 U KINGDOM		12272		132186	
335 GERMANY W		538		2146	
347 JAPAN		331		331	
400 U STATES		21386		73290	
		34527		207953	
BELTING RUBBER N O P					1701
100 U KINGDOM		154		8465	
335 GERMANY W				567	
347 JAPAN		100		1211	
375 SWEDEN		1564		1777	
400 U STATES		34435		146677	
		36253		158697	
CANVAS SHOES RUBBER SOLES	PAIR				1702
100 U KINGDOM	918	1245	67073	44773	
215 INDIA	130540	58013	321950	149779	
231 HONG KONG	186494	81162	1057930	469235	
313 CHINA			14500	6863	
317 CZECHO S	7605	4622	32730	19313	
335 GERMANY W	422	862	469	974	
344 ITALY	848	1298	1395	2695	
347 JAPAN	34832	12567	290716	114210	
400 U STATES	1754	1988	9792	11308	
	363413	161757	1796555	819150	
BOOTS AND SHOES RUBBER N O P	PAIR				1703
100 U KINGDOM	8635	16933	181419	264020	
218 MALAYA	2400	1001	2400	1001	
231 HONG KONG	1254	726	18768	9539	

IMPORTS INTO CANADA FOR CONSUMPTION

Articles and Countries from which Imported	MONTH OF MAY 1958		FIVE MONTHS ENDED MAY 1958		Class Number
	Quantities	Values (\$)	Quantities	Values (\$)	
317 CZECHO S	6145	7757	107678	105213	1704
327 FRANCE			2439	9557	
335 GERMANY W	142	681	974	4370	
347 JAPAN	15536	6678	88528	58146	
400 U STATES	1274	2670	7612	17710	
<b>CEMENT RUBBER</b>	<b>35386</b>	<b>36446</b>	<b>409818</b>	<b>469556</b>	
100 U KINGDOM		404		3731	1704
335 GERMANY W		748		1540	
400 U STATES		71542		369231	
<b>CLOTHING RUBBER N O P</b>		<b>72694</b>		<b>374502</b>	
100 U KINGDOM		5699		15003	1705
231 HONG KONG		28604		115272	
306 BELGIUM				207	
347 JAPAN		5337		20477	
359 NORWAY				8712	
360 ISRAEL		1124		2006	
400 U STATES		9985		37714	
<b>GLOVES RUBBER</b>		<b>50749</b>		<b>199391</b>	
100 U KINGDOM	DZ PR				1706
234 AUSTRALIA	1874	6387	7399	26309	
317 CZECHO S	748	2106	748	2106	
335 GERMANY W	30	107	192	297	
347 JAPAN	1000	1358	34	190	
400 U STATES	6980	31128	1052	2190	
	10632	41086	37597	188561	
<b>GOLF BALLS</b>			<b>47022</b>	<b>219653</b>	
100 U KINGDOM	DOZ				1707
347 JAPAN	16649	39144	54843	150595	
400 U STATES	2725	7020	5345	13671	
	5859	23538	28601	127636	
<b>HEELS RUBBER</b>		<b>69702</b>	<b>88789</b>	<b>291902</b>	
100 U KINGDOM	PAIR				1708
231 HONG KONG	400	159	19180	2762	
400 U STATES	13200	1537	36600	4202	
	108277	13731	600613	71966	
<b>HOSE RUBBER OR RUBBER LINED</b>		<b>15427</b>	<b>656393</b>	<b>78930</b>	
100 U KINGDOM		15717		81989	1709
318 DENMARK		513		1853	
335 GERMANY W		1046		2909	
347 JAPAN		4229		4229	
375 SWEDEN				290	
400 U STATES		165715		820738	
<b>WATER BOTTLES RUBBER</b>		<b>187220</b>		<b>912008</b>	
100 U KINGDOM		1732		10122	1710
305 AUSTRIA				190	
317 CZECHO S		1228		2669	
335 GERMANY W		325		635	
400 U STATES		1005		6938	
<b>MATERIALS FOR SEALING COMPOUND</b>		<b>4290</b>		<b>20554</b>	
400 U STATES		22750		75474	1711
		22750		75474	
<b>MATS AND MATTING RUBBER</b>					
100 U KINGDOM		4257		5125	1712
335 GERMANY W		1463		9261	
344 ITALY		114		114	
354 NETHRLNDS				4762	
400 U STATES		111046		583607	
<b>PACKING RUBBER</b>		<b>116880</b>		<b>602869</b>	
100 U KINGDOM		1848		11856	1713
335 GERMANY W				1105	
375 SWEDEN				480	
400 U STATES		28815		125271	
<b>RAINCOATS RUBBER</b>		<b>30663</b>		<b>138712</b>	
100 U KINGDOM	NO		230	1871	1714
			230	1871	
<b>TIRES BICYCLE AND MOTORCYCLE</b>					
100 U KINGDOM	NO	5060	5455	38820	1715
306 BELGIUM		1500	886	15811	
317 CZECHO S		940	556	5480	
327 FRANCE		200	112	6590	
335 GERMANY W		13319	8166	37091	
344 ITALY		439	785	489	
347 JAPAN		300	170	2425	
354 NETHRLNDS		33498	20703	85248	
375 SWEDEN		4250	6561	14450	
400 U STATES		1546	1421	9444	
		61052	44815	215848	
				163051	
<b>TIRE CASINGS N O P</b>					
100 U KINGDOM	NO	589	10382	5505	1716
327 FRANCE		963	55042	2322	
335 GERMANY W		60	756	497	
344 ITALY				4	
347 JAPAN		44	1839	1092	
359 NORWAY				100	
375 SWEDEN		2200	4482	9762	
400 U STATES		15428	476158	30694	
		19284	548659	49976	
				1716911	
				1418327	
<b>TIRES INNER TUBES N O P</b>					
100 U KINGDOM	NO			3498	1717
				7218	

## IMPORTS INTO CANADA FOR CONSUMPTION

Articles and Countries from which Imported	MONTH OF MAY 1958		FIVE MONTHS ENDED MAY 1958		Class Number
	Quantities	Values (\$)	Quantities	Values (\$)	
327 FRANCE	978	3368	1699	6441	
335 GERMANY W	100	75	149	305	
347 JAPAN			280	1023	
359 NORWAY			100	88	
375 SWEDEN	2300	1250	11789	6384	
400 U STATES	10583	21632	39272	99874	
	13961	26325	56787	121333	
TIRES SOLID AUTOMOBILE	NO				1718
400 U STATES	54	1283	1005	24144	
	54	1283	1005	24144	
TIRES SOLID RUBBER N O P					1719
100 U KINGDOM		7169		33501	
400 U STATES		22338		137715	
		29507		171216	
MANUFACTURES OF RUBBER N O P					1720
100 U KINGDOM		20789		124312	
231 HONG KONG				111	
305 AUSTRIA		380		652	
317 CZECHO S		738		1681	
318 DENMARK				270	
327 FRANCE		1450		7215	
335 GERMANY W		2987		22758	
344 ITALY		589		8816	
347 JAPAN		5481		14564	
354 NETHRLNDS		116		1270	
375 SWEDEN				336	
376 SWITZRLND		103		167	
400 U STATES		431092		2145811	
		463725		2327963	
TIRES INNER TUBES BICYCLE	NO				1721
100 U KINGDOM	7244	2423	22859	9758	
306 BELGIUM	536	127	10011	2670	
317 CZECHO S			7800	1691	
335 GERMANY W			40490	11561	
347 JAPAN	700	149	2900	587	
354 NETHRLNDS	36580	10537	92198	26415	
375 SWEDEN	7520	2771	12420	4373	
400 U STATES			936	679	
	52580	16007	189614	57734	
GASKETS AND WASHERS RUBBER					1722
100 U KINGDOM		2176		4008	
335 GERMANY W		166		166	
344 ITALY				1022	
347 JAPAN				81	
375 SWEDEN		247		247	
400 U STATES		86261		420574	
		88850		426098	
DRUGGISTS SUNDRIES RUBBER					1723
100 U KINGDOM		6593		23795	
305 AUSTRIA				209	
317 CZECHO S		678		1445	
335 GERMANY W		1368		5219	
347 JAPAN		503		946	
354 NETHRLNDS				537	
400 U STATES		115443		492192	
		124585		524343	
TIRE REPAIR MATERIAL OF RUBBER					1724
100 U KINGDOM		900		5937	
327 FRANCE				323	
335 GERMANY W		13312		40850	
400 U STATES		56274		258330	
		70486		305440	
NURSING NIPPLES RUBBER	GROSS				1725
100 U KINGDOM	40	213	650	2112	
400 U STATES	1309	10233	5940	42200	
	1349	10446	6590	44312	
FLOORING AND TILE OF RUBBER	SQ YD				1726
100 U KINGDOM	128	224	602	1417	
317 CZECHO S			167	265	
327 FRANCE	935	2579	1288	3158	
400 U STATES	13224	24897	52340	90770	
	14357	27700	54397	95610	
V BELTS CHIEFLY OF RUBBER					1727
100 U KINGDOM		4397		26530	
305 AUSTRIA				153	
335 GERMANY W				2272	
347 JAPAN		2437		5805	
354 NETHRLNDS		1504		1504	
375 SWEDEN		1146		3819	
376 SWITZRLND				76	
400 U STATES		89313		386551	
		98797		426710	
SOLES SOLING MATERIALS RUBBER					1728
100 U KINGDOM				2358	
217 CEYLON		1758		7309	
218 MALAYA				2903	
335 GERMANY W				392	
344 ITALY		129		129	
354 NETHRLNDS		548		548	
400 U STATES		40235		202660	
		42670		216299	
AUTOMOTIVE PARTS OF RUBBER N O P					1729
100 U KINGDOM		1016		6406	
327 FRANCE				282	
335 GERMANY W		55		4787	
344 ITALY		306		306	

IMPORTS INTO CANADA FOR CONSUMPTION

Articles and Countries from which Imported	MONTH OF MAY 1958		FIVE MONTHS ENDED MAY 1958		Class Number
	Quantities	Values (\$)	Quantities	Values (\$)	
400 U STATES		178647		832273	
WEATHERSTRIPPING OF RUBBER		180024		844054	
100 U KINGDOM				5508	1730
335 GERMANY W		2315		7742	
400 U STATES		56537		422522	
TIRES PNEUM USED EXCEPT SCRAP	NO			435772	
347 JAPAN		357	39	357	1731
400 U STATES		17153	21953	88845	
		5379	21992	89202	
TIRES TRACTOR AND IMPLEMENT	NO				1732
100 U KINGDOM		902	125	2256	
375 SWEDEN			1653	4258	
400 U STATES		298009	23033	846154	
		8331			
		298911	24811	852668	
ANNATTO SEED	LB				1741
321 ECUADOR			4380	1059	
400 U STATES		2441	10485	2441	
		10485	14865	3500	
SUGAR BEET SEED	LB				1744
317 CZECHOS			400	90	
400 U STATES			168855	32075	
			169255	32165	
SEEDS FOR BLENDING	LB				1746
215 INDIA		701	17620	2985	
304 ARGENTINA		8477	323671	15863	
327 FRANCE			4558	980	
353 MOROCCO			33000	1467	
354 NETHRLNDS		912	26200	1110	
372 SPAIN			17814	1676	
400 U STATES		93	57520	5740	
		975			
		10183	480383	29821	
CLOVER SEED	LB				1750
100 U KINGDOM		6349	32120	6349	
236 NEW ZEAL			73095	25597	
318 DENMARK			22246	12426	
326 FINLAND			88	71	
327 FRANCE			9872	5537	
340 HUNGARY			73497	36796	
354 NETHRLNDS			110	62	
359 NORWAY			1500	944	
400 U STATES		125680	5234930	1775929	
		357376			
		132029	5447458	1863711	
FLAX SEED	BUSH				1751
400 U STATES		960	4745	21364	
		317	4745	21364	
BENT GRASS SEED	LB				1753
236 NEW ZEAL			24788	10540	
335 GERMANY W			2200	1380	
354 NETHRLNDS		5131	7556	5131	
400 U STATES		180	477916	119784	
		700			
		5311	512460	136835	
GRASS SEED TIMOTHY	LB				1754
100 U KINGDOM			400	247	
354 NETHRLNDS			541	453	
400 U STATES		543	400790	39533	
		4000	401731	40233	
GRASS SEED N O P	LB				1755
100 U KINGDOM		1420	33592	10130	
234 AUSTRALIA			40404	2286	
236 NEW ZEAL			20167	4899	
318 DENMARK		7539	611861	139552	
354 NETHRLNDS		14755	66124	17025	
400 U STATES		44940	4179736	699818	
		245375			
		68654	4951884	873710	
MILLET AND RAPE SEED	LB				1756
100 U KINGDOM		600	10599	1134	
234 AUSTRALIA			78456	4043	
304 ARGENTINA		1231	105909	2524	
306 BELGIUM		157	2204	157	
327 FRANCE			6688	1442	
335 GERMANY W		695	12352	818	
354 NETHRLNDS			3000	203	
400 U STATES		513	341620	13810	
		8000			
		3196	560828	24131	
MUSHROOM SPAWN					1757
100 U KINGDOM				83	
400 U STATES		4242		34943	
		4242		35026	
SEED BEANS AND SEED PEAS	LB				1758
100 U KINGDOM		186	11580	1240	
203 B E AFR		2635	53225	3658	
236 NEW ZEAL			13140	963	
306 BELGIUM			7507	272	
354 NETHRLNDS		260	11969	1838	
400 U STATES		129451	5470418	643246	
		5511			
		132532	5567839	651217	
SEED POTATOES	CWT				1759
400 U STATES		27364	23833	74562	
		10390	23833	74562	
SEEDS 5 DOLLARS OR OVER PER LB					1762
100 U KINGDOM				4254	
318 DENMARK				1332	
327 FRANCE				389	
335 GERMANY W				349	

## IMPORTS INTO CANADA FOR CONSUMPTION

Articles and Countries from which Imported	MONTH OF MAY 1958		FIVE MONTHS ENDED MAY 1958		Class Number
	Quantities	Values (\$)	Quantities	Values (\$)	
VEGETABLE FLAVOURINGS					1845
100 U KINGDOM		1761		12844	
327 FRANCE		5390		14618	
335 GERMANY W		2315		3112	
336 GREECE				1502	
344 ITALY		884		3268	
354 NETHRLNDS		569		3152	
366 PORTUGAL				168	
372 SPAIN		434		434	
400 U STATES		74670		254560	
		86023		293658	
SIZING PREPARATIONS N O P	LB				1846
400 U STATES	70755	11690	466885	57949	
	70755	11690	466885	57949	

IMPORTS INTO CANADA FOR CONSUMPTION

Articles and Countries from which Imported	MONTH OF MAY 1958		FIVE MONTHS ENDED MAY 1958		Class Number
	Quantities	Values (\$)	Quantities	Values (\$)	
<u>GROUP 2</u>					
<u>ANIMALS AND ANIMAL PRODUCTS</u>					
CATTLE PURE BRED					
100 U KINGDOM	NO 44	23550	51	28512	2012
389 IRELAND			11	6348	
400 U STATES	308	110101	741	397888	
	352	133651	803	432748	
BABY CHICKS AND TURKEY POULTS					
400 U STATES	NO				2013
	463367	165472	1670341	610509	
	463367	165472	1670341	610509	
DOGS PURE BRED					
100 U KINGDOM	NO 12	1331	68	8689	2014
215 INDIA	1	300	1	300	
220 BERMUOA			1	75	
236 NEW ZEAL			1	100	
335 GERMANY W	1	100	5	736	
389 IRELAND	3	98	10	322	
400 U STATES	55	5021	197	20462	
	72	6850	283	30684	
HORSES PURE BRED					
100 U KINGDOM	NO 166	27257	166	27257	2018
354 NETHRLNDS	103	14474	109	15824	
400 U STATES	38	22093	138	116341	
	307	63824	413	159422	
SHEEP PURE BRED					
400 U STATES	NO 1	150	3	592	2020
	1	150	3	592	
ANIMALS FOR IMP OF STOCK N O P					
100 U KINGDOM	NO 8	865	65	10093	2021
400 U STATES	16	107	1148	8883	
	24	972	1213	18976	
HORSES N O P					
100 U KINGDOM	NO 5	1120	241	35147	2035
400 U STATES	49	10742	464	106834	
	54	11862	705	141981	
LIVESTOCK N O P					
400 U STATES	NO 4614	85154	6273	121388	2037
	4614	85154	6273	121388	
BEES					
400 U STATES	PKGS 109911	408224	134623	504070	2041
	109911	408224	134623	504070	
PIGEONS HOMING AND PHEASANTS					
100 U KINGDOM				479	2044
400 U STATES		692		4474	
		692		4953	
TURTLES					
400 U STATES		10296		19098	2045
		10296		19098	
ALL OTHER ANIMALS LIVING N O P					
100 U KINGDOM		11470		13884	2046
215 INDIA		125		20898	
216 PAKISTAN		12600		28789	
218 MALAYA		232		28792	
234 AUSTRALIA				168	
304 ARGENTINA		750		750	
306 BELGIUM		227		1585	
314 COLOMBIA		102		102	
327 FRANCE		117		588	
335 GERMANY W		70		2161	
347 JAPAN				873	
354 NETHRLNOS		2044		7167	
366 PORTUGAL		61		61	
381 ALASKA				50	
400 U STATES		53195		158495	
		80923		264363	
MINK					
100 U KINGDOM	NO		2	180	2047
400 U STATES	23	1415	1125	113338	
	23	1415	1127	113518	
BONES CRUDE					
215 INDIA	CWT		22	600	2051
231 HONG KONG			1	78	
347 JAPAN	14	770	32	1729	
400 U STATES	1133	4674	2871	18793	
	1147	5444	2926	21200	
BONE DUST CHARRED BONE					
100 U KINGDOM	CWT 4924	12876	20502	69455	2052
400 U STATES	386	6276	3016	40910	
	5310	19152	23518	110365	
BONE PITCH CRUDE ONLY					
400 U STATES	CWT 472	2809	2257	14367	2053
	472	2809	2257	14367	
CHARCOAL ANIMAL FOR SUGAR					
100 U KINGDOM	CWT		2265	20605	2054
			2265	20605	
IVORY AND MANUFACTURES					
100 U KINGDOM		719		851	2063
215 INDIA				70	
231 HONG KONG				733	
347 JAPAN				200	
383 HAWAII				400	

## IMPORTS INTO CANADA FOR CONSUMPTION

Articles and Countries from which Imported	MONTH OF MAY 1958		FIVE MONTHS ENDED MAY 1958		Class Number
	Quantities	Values (\$)	Quantities	Values (\$)	
400 U STATES		869		1502	
BUTTON BLANKS OF SHELL ROUGH		1588		3756	2071
347 JAPAN				719	
SHELLS AND FOSSILS N O P				719	2073
100 U KINGDOM		369		7547	
327 FRANCE				457	
335 GERMANY W		189		1095	
344 ITALY		103		103	
347 JAPAN		664		1466	
354 NETHRLNDS				388	
383 HAWAII				51	
400 U STATES		1104		12722	
OYSTER SHELLS CRUSHED OR NOT		2429		23829	2075
400 U STATES	CWT				
	54671	38012	328780	228529	
FEATHERS NATURAL	54671	38012	328780	228529	2081
100 U KINGDOM				2582	
231 HONG KONG		722		14396	
306 BELGIUM				4184	
318 DENMARK				296	
327 FRANCE				528	
335 GERMANY W				3394	
344 ITALY				902	
365 POLAND				1525	
393 TAIWAN				1960	
400 U STATES		23005		63623	
BAOMINTON SHUTTLE COCKS BIRDS		23727		93390	2083
100 U KINGDOM	GROSS				
215 INDIA	108	728	258	2418	
318 DENMARK	4	50	48	484	
335 GERMANY W	18	186	82	1973	
347 JAPAN			39	327	
400 U STATES	50	349	42	241	
	180	1313	830	14763	
MANUFACTURES OF FEATHERS N O P					2084
100 U KINGDOM		646		1965	
207 UN SO AFR				451	
215 INDIA				474	
231 HONG KONG		154		154	
327 FRANCE		703		5221	
335 GERMANY W		2062		3890	
347 JAPAN				314	
390 GERMANY E		438		1185	
400 U STATES		1512		13191	
FEATHERBONE COILS		5515		26845	2085
400 U STATES		1584		7196	
QUILLS NATURAL OR UNPLUMED		1584		7196	2086
304 ARGENTINA		1591		1755	
318 DENMARK		894		1956	
327 FRANCE		1000		1000	
365 POLAND				2488	
400 U STATES		3433		13657	
		6918		20856	
COD HADDOCK POLLOCK FRESH	LB				2091
100 U KINGDOM			3375	678	
400 U STATES	43772	7041	204568	36582	
	43772	7041	207943	37260	
HALIBUT FRESH	LB				2092
381 ALASKA			194876	34180	
400 U STATES	65234	12773	482793	105513	
	65234	12773	677669	139693	
FISH LIVERS	LB				2093
381 ALASKA			2880	720	
400 U STATES	6000	582	29553	3137	
	6000	582	32433	3857	
HERRINGS FRESH	LB				2094
100 U KINGDOM			9968	1006	
400 U STATES	168000	3458	181000	4764	
	168000	3458	190968	5770	
LIVE FISH AND EGGS PROPAGATING					2095
400 U STATES		2927		23825	
		2927		23825	
LOBSTERS FRESH	LB				2096
316 CUBA			1308	1324	
400 U STATES	1520	1506	46330	39112	
	1520	1506	47638	40436	
OYSTERS SEED AND BREEDING					2098
347 JAPAN				7966	
400 U STATES		8120		22994	
		8120		30960	
OYSTERS FRESH OR FROZEN N O P	GAL				2100
400 U STATES	354	2227	29663	193867	
	354	2227	29663	193867	
SALMON FRESH	LB				2101
381 ALASKA			145032	55207	
400 U STATES	21268	8252	268851	116683	
	21268	8252	413883	171890	
SQUID FRESH					2102
231 HONG KONG		1693		4514	
347 JAPAN				179	



IMPORTS INTO CANADA FOR CONSUMPTION

Articles and Countries from which Imported	MONTH OF MAY 1958		FIVE MONTHS ENDED MAY 1958		Class Number
	Quantities	Values (\$)	Quantities	Values (\$)	
400 U STATES		8048		36466	
FISH ALL OTHER FRESH	LB	9741		41159	2103
231 HONG KONG		3136	12136	3262	
318 DENMARK		5800	101670	57818	
347 JAPAN		9300	29265	12676	
354 NETHRLNDS		35510	74034	32985	
366 PORTUGAL		15000	15000	3218	
400 U STATES		215604	1223303	167530	
		284350	1455408	277489	
COD HADDOCK POLLOCK DRIED	LB				2111
359 NORWAY		1138	6649	1983	
400 U STATES			1020	340	
		1138	7669	2323	
COD HADDOCK POLLOCK SALTED	LB		200	70	2113
400 U STATES			200	70	
HERRINGS SALTED	LB				2115
100 U KINGDOM		26450	277776	36073	
318 DENMARK		1620	1620	246	
335 GERMANY W			1800	256	
354 NETHRLNDS			325515	58656	
359 NORWAY		113351	229048	20263	
375 SWEDEN			22995	3545	
400 U STATES			3960	471	
		141421	862714	119510	
FISH DRIED N O P	LB				2120
231 HONG KONG		5542	15866	6977	
347 JAPAN		465	3565	1699	
400 U STATES			440	206	
		6007	19871	8882	
FISH ALL OTHER SALTED	LB				2121
100 U KINGDOM		9559	53841	5352	
231 HONG KONG			39252	16240	
372 SPAIN			1665	858	
400 U STATES			18586	5927	
		9559	113344	28377	
FISH OTHER SMOKED OR BONELESS	LB				2122
100 U KINGDOM		40686	354079	62178	
354 NETHRLNDS		1991	3531	1706	
359 NORWAY		2753	2753	374	
400 U STATES		2930	42440	24942	
		48360	402803	89200	
CRABS CLAMS SHRIMPS CANNED	LB				2131
231 HONG KONG		7370	8537	4542	
347 JAPAN		53249	336913	85318	
359 NORWAY			15540	13085	
400 U STATES		19922	133836	147848	
		80541	494826	250793	
KIPPERED HERRINGS CANNED	LB				2132
100 U KINGDOM		15097	65466	18433	
326 FINLAND			538	243	
335 GERMANY W		133	133	60	
354 NETHRLNDS			519	154	
359 NORWAY		30383	123998	39585	
		45613	190654	58475	
LOBSTERS CANNED PREPARED N O P	LB				2133
207 UN SO AFR		13500	13500	24162	
234 AUSTRALIA			500	335	
318 DENMARK			758	787	
400 U STATES		53	162	184	
		13553	14920	25468	
OYSTERS SHELLLED IN CANS	QUART				2136
347 JAPAN			3384	2308	
400 U STATES			51755	98080	
			55139	100388	
OYSTERS PREPARED PRESERVED NOP	LB				2137
231 HONG KONG		4034	11712	9796	
347 JAPAN		9262	91266	53671	
400 U STATES		709	54083	55836	
		14005	157061	119303	
SALMON CANNED PREPARED N O P	LB				2138
347 JAPAN		36136	3830350	2238919	
400 U STATES			853	885	
		36136	3831203	2239804	
PILCHARD CANNED	LB				2139
ANCHOVIES SARDINES CANNED	LB				2140
100 U KINGDOM			235	107	
318 DENMARK		5742	18402	8448	
327 FRANCE		871	987	466	
335 GERMANY W		1438	3244	1209	
344 ITALY		246	371	405	
353 MOROCCO			35157	11547	
359 NORWAY		72811	439155	289286	
366 PORTUGAL		49935	233786	111389	
375 SWEDEN		593	5894	3239	
388 YUGO SLAV			13204	7975	
400 U STATES		250	14577	9908	
		131886	765012	443979	
TUNA FISH CANNED	LB				2143
347 JAPAN		247238	1304769	351573	
366 PORTUGAL		280	2420	2133	
		247518	1307189	353706	
FISH PRESERVED IN OIL N O P					2144
231 HONG KONG				5454	
		1542			

## IMPORTS INTO CANADA FOR CONSUMPTION

Articles and Countries from which Imported	MONTH OF MAY 1958		FIVE MONTHS ENDED MAY 1958		Class Number
	Quantities	Values (\$)	Quantities	Values (\$)	
318 DENMARK		2621		4521	
327 FRANCE		198		1300	
335 GERMANY W		848		4964	
344 ITALY		441		1325	
347 JAPAN				4794	
359 NORWAY		154		154	
363 PERU		43908		104636	
366 PORTUGAL		1964		14438	
400 U STATES				184	
		51676		141770	
FISH PREPARED OR PRESERVED NOP					2145
100 U KINGDOM		849		8950	
231 HONG KONG		1642		8001	
313 CHINA				623	
318 DENMARK		388		856	
327 FRANCE		648		1207	
335 GERMANY W		130		2125	
347 JAPAN		2474		17808	
352 MEXICO		3166		9906	
354 NETHRLNDS				55	
359 NORWAY		1471		10381	
366 PORTUGAL		90		317	
372 SPAIN				122	
375 SWEDEN				139	
400 U STATES		36646		100979	
		47504		161469	
HERRINGS CANNED	LB				2146
100 U KINGDOM	15759	3031	49770	10235	
231 HONG KONG	480	175	852	420	
335 GERMANY W	17106	4489	164207	37346	
354 NETHRLNDS			2077	460	
359 NORWAY	511	195	12238	4375	
375 SWEDEN	553	365	5092	2730	
400 U STATES			1569	690	
	34409	8255	235805	56256	
FISH OFFAL OR REFUSE	CWT				2151
400 U STATES	2541	3877	8314	15753	
	2541	3877	8314	15753	
SPONGES OF MARINE PRODUCTION					2152
100 U KINGDOM		123		303	
306 BELGIUM				577	
316 CUBA		2909		10770	
336 GREECE		22653		26161	
344 ITALY		382		2054	
379 TURKEY				247	
400 U STATES		4133		9638	
		30200		49750	
FISHERY PRODUCTS N O P					2153
100 U KINGDOM		91		150	
225 TRINIDAD				80	
231 HONG KONG		23834		80868	
234 AUSTRALIA				3815	
313 CHINA				357	
316 CUBA				1623	
318 DENMARK		295		295	
335 GERMANY W		539		3108	
347 JAPAN		3169		22699	
352 MEXICO		473		31686	
359 NORWAY		617		833	
366 PORTUGAL		1353		1353	
375 SWEDEN		52		150	
400 U STATES		88968		725186	
		119391		872203	
FISH MEAL	CWT				2154
FUR SKINS CHINA AND JAP MINK	NO				2155
347 JAPAN			200	804	
			200	804	
FUR SKINS OPOSSUM UNDRRESSED	NO				2156
400 U STATES	1568	612	5816	4299	
	1568	612	5816	4299	
FUR SKINS RACCOON UNDRRESSED	NO				2157
400 U STATES	11176	25244	94770	258559	
	11176	25244	94770	258559	
FUR SKINS SHEEP LAMB UNDRRESSED	NO				2158
100 U KINGDOM	465	1249	465	1249	
304 ARGENTINA	5000	9700	11240	22102	
312 CHILE			4695	10157	
400 U STATES	54582	78338	152985	265285	
	60047	89287	169385	298793	
FUR SKINS MARINE UNDRRESSED	NO				2161
359 NORWAY			150	975	
400 U STATES			41	248	
			191	1223	
FUR SKINS FOX UNDRRESSED	NO				2162
100 U KINGDOM	1380	24471	4421	73620	
318 DENMARK			10	172	
359 NORWAY	244	4729	658	12188	
375 SWEDEN			373	6505	
380 USSR	1080	13114	1080	13114	
400 U STATES	1531	29456	1950	34283	
	4235	71770	8492	139882	
FUR SKINS KOLINSKY UNDRRESSED	NO				2163
100 U KINGDOM			7390	8814	
313 CHINA	3000	7729	82698	205637	
375 SWEDEN	5200	13408	5200	13408	

IMPORTS INTO CANADA FOR CONSUMPTION

Articles and Countries from which Imported	MONTH OF MAY 1958		FIVE MONTHS ENDED MAY 1958		Class Number
	Quantities	Values (\$)	Quantities	Values (\$)	
400 U STATES			6600	8409	
FUR SKINS MINK UNDRRESSED	NO 8200	21137	101888	236268	2164
100 U KINGDOM	118	1935	14645	175002	
318 DENMARK			1933	35738	
326 FINLAND	335	2566	681	7018	
359 NORWAY	1195	14700	6959	95857	
375 SWEDEN	1468	20979	4024	65764	
380 USSR			960	9323	
400 U STATES	26176	398522	201854	3209133	
FUR SKINS MUSKRAT UNDRRESSED	NO 29292	438702	231056	3597835	2165
100 U KINGDOM	2000	1490	3575	3106	
400 U STATES	139358	151481	1048834	1142889	
FUR SKINS PERSIAN LAMB UNDRRESSED	NO 141358	152971	1052409	1146995	2166
100 U KINGDOM	8074	51155	183061	1196301	
335 GERMANY W			298	2572	
400 U STATES	26291	216239	253973	2081300	
FUR SKINS RABBIT UNDRRESSED	NO 34365	267394	437332	3280173	2167
327 FRANCE	18200	6742	59700	27848	
335 GERMANY W			5000	2597	
347 JAPAN	20000	8954	40000	18903	
400 U STATES	29280	15356	88838	39306	
FUR SKINS SQUIRREL UNDRRESSED	NO 67480	31052	193538	88654	2168
100 U KINGDOM	8000	5026	51230	30542	
400 U STATES	1043	429	80093	49286	
FUR SKINS UNDRRESSED N O P	NO 9043	5455	131323	79828	2169
100 U KINGDOM	12443	15879	27879	40410	
304 ARGENTINA			36	176	
309 BRAZIL	1100	4283	1879	17790	
313 CHINA			11700	13827	
314 COLOMBIA			50	160	
327 FRANCE	7696	11781	7696	11781	
352 MEXICO	706	1132	1353	1769	
354 NETHRLNDS	1100	1726	1100	1726	
380 USSR	1000	4725	6750	22397	
381 ALASKA			93	1735	
400 U STATES	29819	199734	69368	526411	
ASTRACHAN RUSSIAN HARE DRESSED	NO 53864	239260	127904	638182	2171
RABBIT SKINS DRESSED N O P	DOZ				2172
306 BELGIUM	2040	6718	7622	24080	
313 CHINA	500	1754	917	3243	
327 FRANCE			13	305	
400 U STATES	226	314	226	314	
FUR SKINS DRESSED N O P	NO 2766	8786	8778	27942	2173
100 U KINGDOM		24731		189180	
304 ARGENTINA		860		2079	
335 GERMANY W				23581	
344 ITALY		8295		8295	
359 NORWAY		828		1276	
381 ALASKA		160		160	
400 U STATES		88526		683694	
HATTERS FURS NOT ON THE SKIN	LB 123400			908265	2174
100 U KINGDOM	100	650	15658	71971	
234 AUSTRALIA	8000	21321	11000	29001	
306 BELGIUM	7260	15619	48360	93997	
317 CZECHOS			150	293	
327 FRANCE	6620	19725	12295	27611	
335 GERMANY W	2235	4218	16915	34219	
344 ITALY			600	1756	
372 SPAIN	3000	5005	23350	38655	
400 U STATES	7325	21521	41647	105904	
FUR SKINS SHEEP DRESSED	NO 34540	88059	169975	403407	2175
100 U KINGDOM		125		2885	
327 FRANCE		181		583	
344 ITALY		260		336	
400 U STATES		6287		44976	
MANUFACTURES OF FUR N O P	NO 6853			48780	2181
100 U KINGDOM		9715		16160	
234 AUSTRALIA		267		267	
236 NEW ZEAL				50	
304 ARGENTINA				873	
327 FRANCE		133		133	
335 GERMANY W		233		443	
336 GREECE		405		1562	
347 JAPAN		642		642	
359 NORWAY		94		326	
360 ISRAEL		151		151	
372 SPAIN		240		240	
376 SWITZRLND		980		980	
400 U STATES		34387		211401	
BRISTLES ANIMAL	LB 47247			233228	2191
100 U KINGDOM	26795	63977	92843	207907	
335 GERMANY W	658	1812	2218	6626	

## IMPORTS INTO CANADA FOR CONSUMPTION

Articles and Countries from which Imported	MONTH OF MAY 1958		FIVE MONTHS ENDED MAY 1958		Class Number
	Quantities	Values (\$)	Quantities	Values (\$)	
347 JAPAN			600	764	
354 NETHRLNDS	4811	16031	23638	60326	
400 U STATES	3663	17104	6817	24363	
	35927	98924	126116	299986	
HAIR UNMANUFACTURED	LB				2192
100 U KINGDOM	200	3115	4473	11146	
306 BELGIUM			5060	3089	
335 GERMANY W			40	133	
344 ITALY			115	1819	
354 NETHRLNDS			50080	16256	
400 U STATES	68129	51116	659880	172036	
	68329	54231	719648	204479	
HORSE HAIR	LB				2193
304 ARGENTINA			250	894	
313 CHINA	667	572	3333	3497	
400 U STATES	8637	11247	80669	55300	
	9304	11819	84252	59691	
HAIR CURLED DYED	N O P				2194
100 U KINGDOM		240		1271	
335 GERMANY W		210		2175	
400 U STATES		515		4128	
		965		7574	
MANUFACTURES OF HAIR	N O P				2195
100 U KINGDOM		469		3831	
231 HONG KONG				4366	
313 CHINA				2628	
335 GERMANY W		936		2151	
400 U STATES		2512		9190	
		3917		22166	
HORSE HIDES	NO				2200
100 U KINGDOM			1000	7528	
400 U STATES	150	728	1933	13020	
	150	728	2933	20548	
CALF SKINS AND KIPS RAW	NO				2201
100 U KINGDOM			3116	10093	
376 SWITZRLND			3583	29535	
400 U STATES	53067	169047	306208	1030132	
	53067	169047	312907	1069760	
CATTLE HIDES RAW	NO				2202
400 U STATES	45173	219235	261563	1404632	
	45173	219235	261563	1404632	
SHEEP SKINS RAW	NO				2203
234 AUSTRALIA			10000	10213	
304 ARGENTINA			1675	1019	
400 U STATES	84612	99800	409378	605685	
	84612	99800	421053	616917	
OTHER HIDES AND SKINS RAW	NO				2204
236 NEW ZEAL			3000	7548	
347 JAPAN	500	537	500	537	
359 NORWAY	366	824	366	824	
400 U STATES			1542	3167	
	866	1361	5408	12076	
GOAT SKINS AND KID SKINS RAW	NO				2205
400 U STATES			6599	3118	
			6599	3118	
HIDE SECTIONS OR BELLIES	NO				2206
100 U KINGDOM			2500	11673	
400 U STATES	15224	35945	100848	133135	
	15224	35945	103348	144808	
LEATHER DRESSED KID					2210
100 U KINGDOM		58243		261925	
215 INDIA				2441	
327 FRANCE				99	
335 GERMANY W		4881		20870	
344 ITALY				1354	
372 SPAIN				6023	
400 U STATES		35125		123521	
		98249		416233	
BELTING LEATHER IN BUTTS					2211
100 U KINGDOM		1469		17318	
327 FRANCE				2177	
389 IRELAND				282	
400 U STATES		3241		26562	
		4710		46339	
LEATHER TANNED	N O P				2213
100 U KINGDOM		13759		75199	
215 INDIA				13924	
234 AUSTRALIA		56		613	
236 NEW ZEAL				1543	
327 FRANCE				4120	
354 NETHRLNDS		836		2278	
400 U STATES		8818		37404	
		23469		135081	
LEATHER DRESSED	N O P				2215
100 U KINGDOM		86453		391390	
215 INDIA		274		274	
234 AUSTRALIA				64	
236 NEW ZEAL		2788		4434	
305 AUSTRIA				1359	
306 BELGIUM		934		2555	
309 BRAZIL		146		1273	
327 FRANCE		42548		243451	
335 GERMANY W		393		9337	
344 ITALY				80	
354 NETHRLNDS		641		6392	
376 SWITZRLND				412	

IMPORTS INTO CANADA FOR CONSUMPTION

Articles and Countries from which Imported	MONTH OF MAY 1958		FIVE MONTHS ENDED MAY 1958		Class Number
	Quantities	Values (\$)	Quantities	Values (\$)	
389 IRELAND		509		6011	
400 U STATES		118701		589196	
CHAMOIS SKIN		253387		1256228	2216
100 U KINGDOM		52464		219685	
236 NEW ZEAL		156		156	
PATENT AND UPHOLSTERY LEATHER		52620		219841	2217
100 U KINGDOM		74		1553	
400 U STATES		7183		106334	
SOLE LEATHER		7257		107887	2218
100 U KINGDOM	LB	2149	983	9935	4426
400 U STATES		30384	13150	72967	31842
SCRAP LEATHER		32533	14133	62902	36258
400 U STATES		4754		35870	2219
PIG MOROCCO ROLLER LEATHERS		4754		35870	2220
100 U KINGDOM		35006		168640	
400 U STATES		4737		33023	
LEATHER FROM EAST INDIA KIP		39743		201663	2221
100 U KINGDOM		102092		409128	
400 U STATES				511	
LEATHER FOR GLOVES OR CLOTHING		102092		409639	2224
100 U KINGDOM		78983		377906	
318 DENMARK				380	
344 ITALY				97	
354 NETHRLNDS		599		599	
375 SWEDEN		112		238	
400 U STATES		121736		636088	
LEATHER FOR UPHOLSTERY LEATHER		201430		1015308	2225
100 U KINGDOM		7650		65177	
400 U STATES		1752		7162	
CRUST OIL LEATHER FOR CHAMOIS		9402		72339	2226
100 U KINGDOM		1122		1547	
BDOTS AND SHOES MENS LEATHER	PAIR	1122		1547	2232
100 U KINGDOM		35232	179029	190885	981767
231 HONG KONG		530	428	780	651
305 AUSTRIA		15	137	462	8434
306 BELGIUM				35	248
317 CZECHO S	3000		8206	29642	69415
327 FRANCE				888	7522
335 GERMANY W	3282	17219		13817	79445
344 ITALY	6440	33087		34565	183949
347 JAPAN	5233	3143		5233	3143
352 MEXICO				112	1273
354 NETHRLNDS				133	631
376 SWITZRLND		65		230	2624
400 U STATES	9623	44133		34035	163202
BOOTS AND SHOES WOMENS LEATHER	PAIR	63359	285447	310817	1502304
100 U KINGDOM		4708	20558	58893	326208
215 INDIA				20	56
231 HONG KONG				564	561
305 AUSTRIA	21	218		136	1934
327 FRANCE	12	68		74	506
335 GERMANY W	2363	11394		8475	46862
344 ITALY	16573	61295		67872	267428
347 JAPAN				434	243
352 MEXICO				9519	10382
354 NETHRLNDS	12	60		158	683
359 NORWAY				10	51
376 SWITZRLND	98	892		4140	37841
383 HAWAII				846	1547
389 IRELAND				293	1507
391 LEBANON	120	208		120	208
400 U STATES	59465	195386		335456	1294524
BOOTS SHOES CHILDRENS LEATHER	PAIR	83372	290079	487010	1990541
100 U KINGDOM		17756	17537	123656	123025
215 INDIA		5220	4823	11750	10881
335 GERMANY W		1243	3431	4785	15078
344 ITALY		1589	3231	4190	9252
354 NETHRLNDS				5843	5977
400 U STATES	4670	11591		43102	75438
GARMENTS LEATHER		30478	40613	193326	239651
100 U KINGDOM					3712
335 GERMANY W					70
344 ITALY					159
354 NETHRLNDS					1027
400 U STATES		1650			7673
GLOVES MITTS LEATHER N O P		1650			12641
100 U KINGDOM		16037			84374
216 PAKISTAN		207			1947
317 CZECHO S					322
327 FRANCE		176			24433
335 GERMANY W		195			2778
344 ITALY		873			6587

## IMPORTS INTO CANADA FOR CONSUMPTION

Articles and Countries from which Imported	MONTH OF MAY 1958		FIVE MONTHS ENDED MAY 1958		Class Number
	Quantities	Values (\$)	Quantities	Values (\$)	
347 JAPAN		18 585		84 675	
354 NETHRLNDS				102	
376 SWITZRLND				333	
400 U STATES		12 127		50 916	
GLOVES OF KID WOMENS		48 200		256 467	2237
100 U KINGDOM				1 163	
306 BELGIUM				3839	
327 FRANCE		4 513		68 036	
335 GERMANY W		1 007		34 231	
344 ITALY		337		3 319	
HARNESS AND SADDLERY		5 857		110 588	2238
100 U KINGDOM		1 3746		36 865	
215 INDIA		1 033		1 033	
335 GERMANY W		2 161		4 406	
344 ITALY				300	
352 MEXICO		525		1 249	
354 NETHRLNDS				302	
400 U STATES		36 272		129 931	
LEATHER BELTING		53 737		174 086	2239
100 U KINGDOM		3 640		11 271	
318 DENMARK				351	
335 GERMANY W				978	
354 NETHRLNDS				1 073	
400 U STATES		7 193		19 127	
MFRS OF LEATHER OR RAWHIDE NOP		108 33		328 00	2241
100 U KINGDOM		16 020		63 557	
216 PAKISTAN				251	
231 HONG KONG				720	
305 AUSTRIA				133	
306 BELGIUM				52	
317 CZECHO S				278	
327 FRANCE		489		1 153	
335 GERMANY W		4 478		10 436	
344 ITALY		2 259		8856	
347 JAPAN		873		2 084	
352 MEXICO		278		705	
353 MOROCCO		150		919	
354 NETHRLNDS		106		755	
372 SPAIN				181	
375 SWEDEN				98	
376 SWITZRLND		51		226	
400 U STATES		45 341		228 484	
SOLES AND HEELS LEATHER		70 045		318 888	2243
100 U KINGDOM				6 008	
400 U STATES		6 219		42 759	
SHOE LIFTS AND WELTING LEATHER		6 219		48 767	2244
100 U KINGDOM				2 867	
400 U STATES		1 467		20 561	
STRAPS LEATHER		1 467		23 428	2245
100 U KINGDOM		6 099		33 426	
231 HONG KONG		928		1 162	
305 AUSTRIA		108		108	
327 FRANCE		337		1 361	
335 GERMANY W		2 386		9 959	
344 ITALY				174	
347 JAPAN				285	
352 MEXICO				307	
376 SWITZRLND		1 903		88 68	
400 U STATES		6 462		53 991	
BICYCLE SADDLES		18 223		109 641	2246
100 U KINGDOM	NO	5 303	3 329	18 269	14 624
335 GERMANY W		15 200	7 238	51 165	27 833
347 JAPAN		1 616	1 245	2 466	1 937
354 NETHRLNDS				14 130	12 488
400 U STATES		1 050	762	4 910	6 063
BEEF AND VEAL FRESH		23 169	12 574	90 940	62 945
234 AUSTRALIA	LB	32 1072	100 115	39 2438	119 453
236 NEW ZEAL		35 9987	9 3293	86 5077	240 193
381 ALASKA				9036	7 099
400 U STATES		23 2953	15 5832	112 7707	54 9677
MUTTON AND LAMB FRESH		91 4012	34 9240	239 4258	91 6422
234 AUSTRALIA	LB	14 10579	259 126	39 10518	79 6267
236 NEW ZEAL		65 0222	127 283	62 36963	133 4170
400 U STATES		4 2251	19 672	2 40098	14 6326
PORK FRESH		21 03052	40 6081	10 387579	227 6763
234 AUSTRALIA	LB	1 7580	7 708	4 3260	18 975
236 NEW ZEAL		11 2203	35 843	11 2203	35 843
POULTRY NOP GAME		12 9783	4 3551	15 5463	5 4818
PARTRIDGE	LB				
234 AUSTRALIA				13 500	3086
381 ALASKA				312	168
400 U STATES		7 8663	2 2277	50 9937	18 4998
MEATS FRESH N O P		7 8663	2 2277	52 3749	18 8252
316 CUBA	LB	450	567	450	567

IMPORTS INTO CANADA FOR CONSUMPTION

Articles and Countries from which Imported	MONTH OF MAY 1958		FIVE MONTHS ENDED MAY 1958		Class Number
	Quantities	Values (\$)	Quantities	Values (\$)	
347 JAPAN	200	208	200	208	
400 U STATES	4864	4465	35322	22451	
EDIBLE OFFAL FRESH	5514	5240	35972	23226	2258
234 AUSTRALIA	LB 11354	5212	71868	33563	
236 NEW ZEAL	1501	828	6501	3163	
400 U STATES	64127	16506	290305	79842	
CHICKENS AND FOWLS NOP	76982	22546	368674	116568	2259
381 ALASKA			379	207	
400 U STATES	680639	215386	1731950	521751	
TURKEYS NOP	680639	215386	1732329	521958	2260
400 U STATES	LB 375	243	62246	5795	
PORK PREP OR PRESERVED N O P	375	243	62246	5795	2261
400 U STATES	LB 130345	71227	569477	296609	
BEEF PICKLEO	130345	71227	569477	296609	2263
236 NEW ZEAL	LB		2000	307	
400 U STATES	1216542	384557	4624305	1332453	
CANNED MEATS POULTRY GAME NOP	1216542	384557	4626305	1332760	2264
100 U KINGDOM	LB 22255	5551	329510	78498	
234 AUSTRALIA	5625	990	19035	3385	
236 NEW ZEAL			25200	11392	
318 DENMARK	24550	13415	138257	76884	
327 FRANCE	1821	3674	10811	13646	
335 GERMANY W	232	75	8977	3116	
347 JAPAN			633	1045	
354 NETHRLNDS	7050	1902	21040	6198	
359 NORWAY	300	138	300	138	
365 POLAND	6681	3439	11781	6084	
400 U STATES	513867	131261	1401809	387090	
EXTRACTS OF MEAT FLUID BEEF	582381	160445	1967353	587476	2265
100 U KINGDOM	LB 17431	12700	17431	12700	
234 AUSTRALIA	14000	38975	86016	243148	
304 ARGENTINA			8512	21569	
354 NETHRLNDS			288	252	
386 URUGUAY	112	472	112	472	
400 U STATES			132	270	
MEATS PREPARED NOT CANNEO	31543	52147	112491	278411	2266
400 U STATES	LB 5728	4196	452956	439705	
SAUSAGE	5728	4196	452956	439705	2269
318 DENMARK	LB 1620	1236	2070	1622	
335 GERMANY W			2022	754	
400 U STATES	7338	5373	35458	25835	
SOUPS SOUP PREPARATIONS N O P	8958	6609	39550	28211	2270
100 U KINGDOM		787		3399	
306 BELGIUM		117		117	
318 DENMARK				477	
327 FRANCE		1070		1549	
335 GERMANY W				151	
347 JAPAN		121		187	
354 NETHRLNDS		978		11293	
360 ISRAEL				137	
376 SWITZRLNO		7194		31387	
381 ALASKA				256	
400 U STATES		43224		205549	
MEAT PIES FROZEN	53491			254502	2271
400 U STATES	LB 95268	35387	620474	225156	
COMPLETE DINNERS MEAT FROZEN	95268	35387	620474	225156	2272
400 U STATES	LB 127875	65696	567772	323459	
BEEF CANNED N O P	127875	65696	567772	323459	2273
100 U KINGDOM	LB 138	55	21138	6930	
234 AUSTRALIA	273150	62485	719370	167545	
304 ARGENTINA			26100	6976	
318 DENMARK	1800	1397	3600	2828	
400 U STATES	1325	1076	4411	4982	
CORNED BEEF CANNEO	276413	65013	774619	189261	2274
234 AUSTRALIA	LB 130500	42995	641914	204570	
304 ARGENTINA	1032998	285763	2882818	762676	
327 FRANCE			6300	2449	
362 PARAGUAY			181643	50778	
386 URUGUAY			3480	794	
MILK SKIM POWOEROO	1163498	328758	3716155	1021267	2280
400 U STATES	LB 3326		3326	661	
MILK AND CREAM FRESH	3326		3326	661	2281
318 DENMARK	GAL 4502	10669	6302	15069	
400 U STATES	1123	3662	4115	14832	
BUTTER	5625	14331	10417	29901	2282
400 U STATES	LB 450	298	450	298	
CASEIN	450	298	450	298	2283
234 AUSTRALIA	LB 32200	5352	189000	40493	

## IMPORTS INTO CANADA FOR CONSUMPTION

Articles and Countries from which Imported		MONTH OF MAY 1958		FIVE MONTHS ENDED MAY 1958		Class Number
		Quantities	Values (\$)	Quantities	Values (\$)	
CHEESE	236 NEW ZEAL	22400	4591	242000	53132	2284
	400 U STATES	3516	1129	16746	5657	
		58116	11072	447746	99282	
		LB				
	100 U KINGDOM	10492	4395	52236	23794	
	236 NEW ZEAL			1800	611	
	304 ARGENTINA	27245	11339	31248	13151	
	305 AUSTRIA	360	159	16203	6245	
	310 BULGARIA			8819	1970	
	318 DENMARK	152218	55999	823758	308679	
	326 FINLAND		1564	7701	3028	
	327 FRANCE	32911	15902	195651	93810	
	335 GERMANY W	13022	7789	67107	36130	
	336 GREECE			15805	5252	
344 ITALY	244541	105097	985880	460562		
354 NETHRLNDS	105549	42941	537387	217153		
359 NORWAY	3999	1820	14490	6431		
375 SWEDEN			2161	715		
376 SWITZRLND	124947	72199	788060	461976		
400 U STATES	99593	53144	463169	259299		
	818759	372348	4011475	1898806		
MILK CONDENSED OR EVAPORATED	400 U STATES	LB				2285
		2100	780	16820	4803	
		2100	780	16820	4803	
MILK WHOLE POWDERED	400 U STATES	LB				2286
				23002	5697	
100 U KINGDOM		24000	5537	24000	5537	
389 IRELAND		4130	2907	19502	7338	
400 U STATES		28130	8444	66504	18572	
DRIED WHEY DRIED BUTTERMILK	400 U STATES	LB				2287
				1604	792	
354 NETHRLNDS				216805	18942	
400 U STATES				218409	19734	
OLEIC ACID OR RED OIL	400 U STATES	LB				2288
		36029	6604	63372	12186	
		36029	6604	63372	12186	
STEARIC ACID	400 U STATES	LB				2289
				37016	6546	
100 U KINGDOM		7016	1227	138880	15962	
234 AUSTRALIA		134400	15343	45626	8651	
306 BELGIUM		43069	5700	649820	84596	
400 U STATES		162400	19674	871342	115755	
		346885	41944			
LARD OIL	400 U STATES	GAL				2291
		293	547	5369	9913	
		293	547	5369	9913	
NEATS FOOT OIL	400 U STATES	GAL				2292
ANIMAL OIL N O P	100 U KINGDOM	GAL	2848	2937	3160	2293
	234 AUSTRALIA			998	5366	
		2848	2937	4158	8509	
COD LIVER OIL	100 U KINGDOM	GAL	36343	52296	75238	2294
	359 NORWAY		250	337	1425	
	400 U STATES			11	71	
		36593	52633	76674	107984	
FISH MARINE ANIMAL OIL N O P	347 JAPAN	GAL	1271	3697	14729	2295
	359 NORWAY			675	775	
	400 U STATES			966937	807064	
		204859	164920	982341	863348	
		206130	168617			
WHALE AND SPERMACEI OIL	100 U KINGDOM	GAL	300	806	1349	2297
	359 NORWAY			1665	2166	
	400 U STATES		234	368	1769	
		534	1174	3898	5211	
				6912	9146	
HALIBUT LIVER OIL	400 U STATES				9870	2298
					9870	
FISH OIL CONCENTRATED	400 U STATES				3665	2299
					3665	
FISH OIL FOR FORTIFYING	347 JAPAN		18843		22449	2300
	400 U STATES		4850		20346	
			23693		42795	
BEESWAX	309 BRAZIL	LB		510	383	2302
	312 CHILE		7641	4558	25608	
	316 CUBA			13977	15845	
	400 U STATES		13661	8722	8160	
			21302	13280	45605	
				85700	30922	
					55310	
CANDLES N O P	100 U KINGDOM	LB		2138	993	2303
	318 DENMARK		1260	767	1260	
	335 GERMANY W			100	66	
	389 IRELAND			2700	838	
	400 U STATES		2141	929	11836	
			3401	1696	4765	
				18034	7429	
GREASE AND DEGRAS	100 U KINGDOM	CWT	410	2265	1060	2304
	354 NETHRLNDS		40	213	40	
	400 U STATES		16728	132994	63500	
			17178	135472	529668	
				64600	539034	
LARD AND COMPOUNDS STEARINE	100 U KINGDOM	LB		11200	1597	2307



IMPORTS INTO CANADA FOR CONSUMPTION

Articles and Countries from which Imported	MONTH OF MAY 1958		FIVE MONTHS ENDED MAY 1958		Class Number
	Quantities	Values (\$)	Quantities	Values (\$)	
400 U STATES	121126	17708	3604767	409577	
TALLOW	121126	17708	3615967	411174	2308
EGG ALBUMEN DRIED POWDERED ETC	LB				2315
313 CHINA			4482	5076	
354 NETHRLNDS			56	69	
400 U STATES	3975	4617	117562	130315	
EGG YOLK DRIED POWDERED ETC	3975	4617	122110	135460	2316
EGGS WHOLE DRIED POWDERED ETC	LB				2317
313 CHINA			15000	9711	
354 NETHRLNDS	10000	7998	12100	9386	
400 U STATES			1650	1945	
GELATINE INEDIBLE PHOTOGRAPHIC	10000	7998	28750	21042	2320
400 U STATES	LB				
ANIMAL GLANDS FOR MEDICINE	51055	79780	112110	161921	2321
400 U STATES	51055	79780	112110	161921	
BLOOD ALBUMEN AND BLOOD DRIED		131		3965	2324
400 U STATES		131		3965	
EGGS IN THE SHELL		123		1872	2325
100 U KINGDOM	DOZ	9	9	63	
231 HONG KONG		7749	3500	17472	8148
381 ALASKA		120	76	4920	2832
400 U STATES		111635	308032	584776	1553811
EGGS YOLK OR ALBUMEN FROZEN		119513	311671	607177	1564854
354 NETHRLNDS	LB			500	453
400 U STATES		40260	22654	74420	38969
GELATINE CAPSULES EMPTY		40260	22654	74920	39422
400 U STATES			33789	200725	2328
GELATINE EDIBLE			33789	200725	2329
100 U KINGDOM	LB	25040	8664	92298	35692
234 AUSTRALIA		22500	15702	118750	63215
306 BELGIUM		11723	4845	12843	5401
318 DENMARK				22400	11298
327 FRANCE		42782	18147	42782	18147
335 GERMANY W		304	496	304	496
354 NETHRLNDS				8760	3290
400 U STATES		111888	70994	566920	348460
GELATINE N O P		214237	118848	865057	485999
100 U KINGDOM	LB	78400	18882	87140	21279
327 FRANCE				2284	685
400 U STATES		11507	8384	26431	18932
GLUE ANIMAL POWDERED OR SHEET		89907	27266	115855	40896
100 U KINGDOM	LB	803300	125444	2248620	355095
400 U STATES		47953	7846	218671	41183
GLUE N O P		851253	133290	2467291	396278
400 U STATES	LB	30120	8711	53526	20624
GUT AND MANUFACTURES N O P		30120	8711	53526	20624
100 U KINGDOM			2193		6583
234 AUSTRALIA			3678		9060
400 U STATES			337		7554
HONEY			6208		23197
100 U KINGDOM	LB	383	299	2198	1152
224 JAMAICA		240	70	240	70
305 AUSTRIA				3306	572
312 CHILE				540	203
318 DENMARK				480	187
327 FRANCE				384	189
335 GERMANY W				225	133
336 GREECE				6528	2267
344 ITALY		563	330	871	532
354 NETHRLNDS				1576	646
388 YUGO SLAV				1169	239
389 IRELAND				288	158
400 U STATES		363538	50684	1806882	262379
MANURES ANIMAL		364724	51383	1824687	268727
400 U STATES	CWT	5539	7152	28432	45886
MUSK IN PODS OR GRAINS		5539	7152	28432	45886
231 HONG KONG	OZ			323	9321
RENNET RAW AND PREPARED				323	9321
318 DENMARK	LB	2284	936	2284	936
400 U STATES		42134	22642	123402	65810
SAUSAGE CASINGS UNCLEANED		44418	23578	125686	66746
400 U STATES	LB	37700	6160	124886	22427
SAUSAGE CASINGS CLEANED		37700	6160	124886	22427
234 AUSTRALIA	LB	44744	70985	185780	316681
236 NEW ZEAL				500242	1028174

## IMPORTS INTO CANADA FOR CONSUMPTION

Articles and Countries from which Imported	MONTH OF MAY 1958		FIVE MONTHS ENDED MAY 1958		Class Number
	Quantities	Values (\$)	Quantities	Values (\$)	
400 U STATES	50	131	3781	7767	
TANKAGE	44794	71116	689803	1352622	2343
236 NEW ZEAL			524	3745	
400 U STATES	7419	10415	51455	69578	
ANIMAL PRODUCTS N O P	7419	10415	51979	73323	2344
100 U KINGDOM		10132		34262	
215 INDIA		56		56	
231 HONG KONG		1072		3234	
318 DENMARK		681		681	
327 FRANCE				62	
335 GERMANY W		4448		24362	
344 ITALY				291	
347 JAPAN		1655		4458	
352 MEXICO		93		941	
354 NETHRLNDS		5378		27027	
389 IRELAND		548		548	
400 U STATES		50699		217895	
HORSE MEAT AND MEAT FOR FEED		74762		313817	
400 U STATES	3389	22871	15380	115323	2345
DOG FOOD AND PET STOCK FOOD	3389	22871	15380	115323	2347
100 U KINGDOM		3085		3547	
231 HONG KONG		174		174	
306 BELGIUM		80		180	
318 DENMARK				555	
335 GERMANY W		481		756	
352 MEXICO				689	
400 U STATES		21795		133688	
		25615		139589	

IMPORTS INTO CANADA FOR CONSUMPTION

Articles and Countries from which Imported	MONTH OF MAY 1958		FIVE MONTHS ENDED MAY 1958		Class Number
	Quantities	Values (\$)	Quantities	Values (\$)	
<u>GROUP 3</u>					
<u>FIBRES TEXTILES AND PRODUCTS</u>					
RAW COTTON	CWT				3001
215 INDIA	240	6000	240	6000	
216 PAKISTAN			597	16020	
309 BRAZIL			453	14332	
322 EGYPT			220	10157	
352 MEXICO	5150	168016	106618	3250776	
358 NICARAGUA			74720	2206658	
363 PERU	232	10986	692	33538	
396 SUDAN			41	2197	
400 U STATES	144672	3925181	632843	19082728	
	150294	4110183	816424	24622406	
COTTON LINTERS AND FIBRES NOP	LB				3002
323 EL SALVD	368932	22225	1136825	71999	
352 MEXICO	105830	6294	229470	13434	
392 SYRIA	1609358	92824	1609358	92824	
400 U STATES	1499170	104391	7258833	528964	
	3583290	225734	10234486	707221	
BATTS BATTING WADDING COTTON	LB				3004
100 U KINGDOM			215	157	
400 U STATES	28703	15956	317244	170008	
	28703	15956	317459	170165	
COTTON THREAD	LB				3009
100 U KINGDOM	676	3488	8727	25222	
207 UN SO AFR			1907	1144	
317 CZECHO S	6276	7026	20117	19495	
335 GERMANY W	80	280	118	434	
344 ITALY	895	2780	1248	4232	
354 NETHRLNDS	172	495	202	555	
376 SWITZRLND	498	971	1541	3170	
400 U STATES	52426	86567	299501	481662	
	61023	101607	333361	535914	
COTTON YARNS SINGLES N O P	LB				3011
100 U KINGDOM	9765	10475	42256	46711	
215 INDIA	6600	2997	16211	7258	
400 U STATES	20164	18441	113495	106384	
	36529	31913	171962	160353	
YARNS SINGLES FOR KNIT GOODS	LB				3012
100 U KINGDOM			1063	609	
354 NETHRLNDS	468	306	468	306	
400 U STATES	31872	28391	243921	216644	
	32340	28697	245452	217559	
COTTON YARNS N O P	LB				3013
100 U KINGDOM	15764	11391	54104	43830	
400 U STATES	161203	105052	903462	617094	
	176967	116443	957566	660924	
CROCHET KNITTING COTTON N O P	LB				3014
100 U KINGDOM			294	1516	
327 FRANCE	874	4159	6093	25008	
354 NETHRLNDS			426	418	
400 U STATES	4122	5039	30361	46144	
	4996	9198	37174	73086	
CORDS AND TWINE COTTON N O P	LB				3015
100 U KINGDOM	9534	4766	42716	21983	
400 U STATES	29544	29141	103884	102146	
	39078	33907	146600	124129	
COTTON YARNS TINSEL THREAD	LB				3017
327 FRANCE			18	273	
400 U STATES	3117	7099	21670	56580	
	3117	7099	21688	56853	
MERCERIZED YARNS 40 AND FINER	LB				3018
100 U KINGDOM	3982	9101	20832	41978	
400 U STATES	172	410	2679	5254	
	4154	9511	23511	47232	
COTTON YARNS HANKS FOR THREAD	LB				3019
100 U KINGDOM	70993	95282	325757	469734	
400 U STATES	54506	78506	261706	377543	
	125499	173788	587463	847277	
COTTON YARN 2 PLY 80 AND FINER	LB				3020
100 U KINGDOM	515	1961	1903	8749	
	515	1961	1903	8749	
COTTON YARN SINGLES FOR THREAD	LB				3021
100 U KINGDOM	47737	50172	357565	409049	
400 U STATES	20324	23212	152083	170657	
	68061	73384	509648	579706	
COTTON YARN TO BE MERCERIZED	LB				3022
100 U KINGDOM	6151	11556	36523	73403	
400 U STATES	14835	15254	39283	40888	
	20986	26810	75806	114291	
COTTON YARNS SINGLES 20 TO 40	LB				3023
100 U KINGDOM	26583	24022	146717	139679	
400 U STATES	2938	2508	12724	12676	
	29521	26530	159441	152355	
COLOURED COT FAB NOP OVER 80 C	LB				3026
100 U KINGDOM	42588	90778	240766	485944	
215 INDIA	13339	12829	23963	23528	
231 HONG KONG			574	55	
234 AUSTRALIA			37	250	
305 AUSTRIA	1385	4245	9214	20740	
306 BELGIUM	53747	49328	251707	246227	

## IMPORTS INTO CANADA FOR CONSUMPTION

Articles and Countries from which Imported	MONTH OF MAY 1958		FIVE MONTHS ENDED MAY 1958		Class Number
	Quantities	Values (\$)	Quantities	Values (\$)	
313 CHINA	945	836	945	836	
317 CZECHOS S	35178	34426	143778	146007	
318 DENMARK	107	288	1424	3084	
327 FRANCE	1718	3900	14360	30035	
335 GERMANY W	36196	65819	250418	468603	
344 ITALY	4502	8607	16293	50052	
347 JAPAN	119203	139880	444787	574547	
354 NETHRLNDS	71999	110596	333357	528214	
365 POLAND			302	250	
366 PORTUGAL			6738	7040	
372 SPAIN	1759	1832	5423	7701	
375 SWEDEN	233	360	1071	1759	
376 SWITZRLND	5325	22015	26580	115005	
383 HAWAII	156	555	156	555	
390 GERMANY E	65	61	65	61	
400 U STATES	1870597	2501656	10783760	15611170	
	2259042	3048011	12555718	18322158	
COLORED COT FAB NOP 50 TO 80 C	LB				3027
100 U KINGDOM	5018	3396	14104	9697	
215 INDIA	194670	109595	438246	247042	
231 HONG KONG	120	75	120	75	
306 BELGIUM			12479	7978	
317 CZECHOS S	569	455	2063	1625	
335 GERMANY W			7894	5696	
344 ITALY			3814	2429	
347 JAPAN			13516	9079	
354 NETHRLNDS	3582	2380	4199	2848	
365 POLAND			420	260	
400 U STATES	81394	59004	512022	372493	
	285353	174905	1008877	659222	
COLORED COT FAB NOP UNDER 50 C	LB				3028
100 U KINGDOM			1377	606	
215 INDIA	109712	51043	262259	118497	
347 JAPAN			3000	1342	
365 POLAND	10607	4503	16177	6859	
400 U STATES	8203	2647	20399	7479	
	128522	58193	303212	134783	
COTTON DENIMS	LB				3029
215 INDIA	3112	2130	19787	10476	
400 U STATES	321575	231207	1183583	838672	
	324687	233337	1203370	849148	
HANDKERCHIEF COTTON BLEACHED	LB				3030
100 U KINGDOM	939	2151	3820	7413	
347 JAPAN			334	3310	
	939	2151	7154	10723	
COTTON FABRIC NOT BLEACHED NOP	LB				3031
100 U KINGDOM	1143	2149	20023	20595	
215 INDIA	342424	137173	934664	389229	
224 JAMAICA	37366	22113	239631	141462	
305 AUSTRIA	3174	2648	11324	9610	
306 BELGIUM	10159	6839	33874	23376	
309 BRAZIL			3364	1424	
313 CHINA	19562	9335	19562	9335	
317 CZECHOS S			12598	10158	
347 JAPAN	103075	73305	352251	264282	
354 NETHRLNDS	1466	1020	13581	9981	
400 U STATES	1013222	650640	4557085	3036242	
	1531591	905222	6197957	3915694	
CANTON FLANNELS NOT COLOURED	LB				3032
100 U KINGDOM	2634	3553	12288	23355	
215 INDIA	19344	12527	58973	37914	
309 BRAZIL			3291	2301	
313 CHINA	919	777	919	777	
317 CZECHOS S	6718	4091	16232	11744	
344 ITALY			18	71	
347 JAPAN	64166	64860	330934	356731	
354 NETHRLNDS	2956	2723	8132	7320	
365 POLAND	31389	21700	106076	73657	
376 SWITZRLND	55	220	287	1123	
400 U STATES	39841	50368	280836	346755	
	168022	160819	817986	861748	
TOWELLING IN THE WEB	LB				3033
100 U KINGDOM			545	745	
215 INDIA	29376	18697	55633	34821	
231 HONG KONG	2500	829	2500	829	
317 CZECHOS S			13044	10409	
400 U STATES	490	457	10889	10946	
	32366	19983	82611	57750	
VOILES SCRIMS NOT COLOURED	LB				3034
100 U KINGDOM	129	383	813	1485	
215 INDIA	6546	4188	12259	8040	
317 CZECHOS S			972	1771	
347 JAPAN	3932	4980	5403	6486	
365 POLAND			375	157	
376 SWITZRLND	703	2806	4035	17719	
400 U STATES	23786	34781	115474	139708	
	35096	47138	139331	175366	
COTTON FABRICS BLEACHED N O P	LB				3035
100 U KINGDOM	5421	7376	32116	51321	
215 INDIA	1620	1079	2133	1393	
335 GERMANY W	890	924	4351	5610	
354 NETHRLNDS	135	227	1498	2227	
365 POLAND	2552	1457	16354	9569	
376 SWITZRLND	136	655	1232	5764	
400 U STATES	24605	23233	97669	117660	
	35359	34951	155353	193544	

IMPORTS INTO CANADA FOR CONSUMPTION

Articles and Countries from which Imported	MONTH OF MAY 1958		FIVE MONTHS ENDED MAY 1958		Class Number
	Quantities	Values (\$)	Quantities	Values (\$)	
COTTON CHEESECLOTH AND GAUZE	LB				3036
100 U KINGDOM	2706	3552	17040	23591	
215 INDIA	1803	1197	1803	1197	
400 U STATES	332871	299640	1421770	1302267	
	337380	304389	1440613	1327755	
POPLIN BLEACHED NOT COLOURED	LB				3037
100 U KINGDOM	46	149	8362	16611	
317 CZECHO S			2337	1435	
347 JAPAN	29801	30583	126869	139787	
376 SWITZRLND			543	2425	
400 U STATES	1062	1173	18069	18801	
	30909	31905	156180	179059	
COTTON FABRICS COUNT 100	LB				3039
100 U KINGDOM	27220	101912	155405	568252	
400 U STATES	204	260	1299	2088	
	27424	102172	156704	570340	
COTTON FABRICS CUT PILE N O P	LB				3040
100 U KINGDOM	430	1469	1685	4037	
306 BELGIUM			1027	1995	
335 GERMANY W	9477	22236	31875	73256	
344 ITALY	334	692	429	932	
354 NETHRLNDS			126	171	
400 U STATES	7546	14310	23452	42496	
	17787	38707	58594	122887	
COTTON FABRIC FOR TYPE RIBBON	LB				3041
100 U KINGDOM	7077	28982	30296	122603	
354 NETHRLNDS			1054	3497	
400 U STATES	550	5695	2001	22679	
	7627	34677	33351	148779	
SAILCLOTH EGYPTIAN COTTON	LB				3043
100 U KINGDOM	802	2114	1378	3784	
400 U STATES			131	172	
	802	2114	1509	3956	
COTTON FABRIC KNITTED	LB				3045
100 U KINGDOM	12229	12859	54948	63418	
335 GERMANY W			546	920	
347 JAPAN	1475	936	1475	936	
400 U STATES	47268	73658	405893	671947	
	60972	87453	462862	737221	
COTTON GABARDINES	LB				3047
100 U KINGDOM	4311	16567	19268	74592	
306 BELGIUM	710	1680	710	1680	
335 GERMANY W	2358	4044	5194	8902	
347 JAPAN			2210	3467	
400 U STATES	1147	1435	3794	4286	
	8526	23726	31176	92927	
COTTON FABRICS 80 TO 99 COUNT	LB				3048
100 U KINGDOM	3728	13197	15005	62340	
	3728	13197	15005	62340	
COTTON FABRICS CUT WEFT PILE	LB				3049
100 U KINGDOM	6116	18518	17516	49325	
306 BELGIUM			14	55	
317 CZECHO S			7264	6087	
327 FRANCE	93	222	134	361	
335 GERMANY W	377	1035	377	1035	
344 ITALY	76	170	1842	3790	
347 JAPAN	72249	86834	204024	254937	
354 NETHRLNDS			11016	15089	
372 SPAIN			1583	1574	
400 U STATES	70662	96816	236423	346266	
	149573	203595	480193	678519	
COTTON FABRICS FOR BOOK COVERS	LB				3050
100 U KINGDOM	9638	10221	37724	42962	
347 JAPAN			5652	2652	
400 U STATES	4663	5660	51233	58626	
	14301	15881	94609	104240	
LACE NOT COLOURED FOR CLOTHING	LB				3051
100 U KINGDOM	822	2483	4011	11293	
305 AUSTRIA	8840	34308	63146	244077	
306 BELGIUM			10	396	
327 FRANCE	1626	6875	5835	32519	
335 GERMANY W	854	2406	3191	12673	
344 ITALY			8	177	
347 JAPAN	2000	2063	3903	6047	
376 SWITZRLND	1339	6036	14210	55802	
390 GERMANY E			280	735	
400 U STATES	3718	23972	24424	138994	
	19199	78143	119018	502713	
LACE COLOURED FOR CLOTHING	LB				3052
100 U KINGDOM	14	99	149	512	
305 AUSTRIA	1612	5890	13472	49675	
327 FRANCE	161	1320	693	5607	
335 GERMANY W			1584	3189	
347 JAPAN			206	707	
376 SWITZRLND	138	1567	545	5472	
400 U STATES	3077	14941	10210	52352	
	5002	23817	26859	117514	
EMBROIDERIES COTTON N O P	LB				3053
100 U KINGDOM	160	539	1270	3082	
231 HONG KONG	194	1232	194	1232	
305 AUSTRIA	97	650	1426	7938	
306 BELGIUM	13	296	226	1542	
327 FRANCE	9	254	81	1137	
335 GERMANY W			46	85	
344 ITALY	151	655	189	1173	
354 NETHRLNDS			306	1340	

## IMPORTS INTO CANADA FOR CONSUMPTION

Articles and Countries from which Imported	MONTH OF MAY 1958		FIVE MONTHS ENDED MAY 1958		Class Number	
	Quantities	Values (\$)	Quantities	Values (\$)		
376 SWITZRLND	207	2437	3190	32485	3054	
400 U STATES	667	2408	4327	17775		
LACE BOBBINET NETS COTTON NOP	1498	8471	11255	67789		
100 U KINGDOM	LB 1809	3389	11160	23955		
215 INDIA	47	268	286	1614		
231 HONG KONG	66	170	882	2063		
305 AUSTRIA	164	1184	421	3110		
306 BELGIUM			60	546		
313 CHINA			1844	4237		
327 FRANCE	110	1255	200	2587		
335 GERMANY W			46	221		
344 ITALY	11	186	11	186		
347 JAPAN			427	588		
376 SWITZRLND	4	201	323	4153		
400 U STATES	1894	5030	5860	18209		
WHITE COTTON BOBBINET PLAIN	4105	11683	21520	61469	3055	
100 U KINGDOM	YD 1222	594	14148	4657		
STOCKINGS COTTON WOMENS CHILDS	1222	594	14148	4657	3062	
100 U KINGDOM	DZ PR 3360	7777	36574	100536		
327 FRANCE			15	170		
335 GERMANY W			38	198		
372 SPAIN			955	4209		
400 U STATES	4623	13627	40862	121349		
STOCKINGS COTTON MENS BOYS	7983	21404	78444	226462	3063	
100 U KINGDOM	DZ PR 225	1131	3355	9412		
327 FRANCE			7	116		
372 SPAIN	300	336	550	618		
400 U STATES	10531	37125	48285	167089		
GLOVES COTTON	11056	38592	52197	177235	3064	
100 U KINGDOM	DZ PR 655	2205	4518	36201		
231 HONG KONG	6925	11275	13369	37485		
232 MALTA			198	1314		
305 AUSTRIA			26	268		
317 CZECHO S	1320	4888	2700	10042		
327 FRANCE	247	2839	1359	17024		
335 GERMANY W	577	2897	6935	51806		
344 ITALY	100	437	2597	12626		
347 JAPAN	5645	16989	17956	59575		
400 U STATES	2882	11622	12136	56416		
SHIRTS COTTON NOT KNITTED	18351	53152	61794	282757		3066
100 U KINGDOM	LB 789	5642	4110	25042		
215 INDIA	18	90	553	1558		
218 MALAYA			43	171		
231 HONG KONG	34781	37221	135926	167338		
305 AUSTRIA			504	818		
313 CHINA	910	905	910	905		
327 FRANCE	79	306	79	306		
344 ITALY	756	3056	3081	8410		
347 JAPAN	80898	93426	334140	399009		
354 NETHRLNDS			50	101		
365 PCLAND	1182	1238	14171	14916		
376 SWITZRLND	903	4967	1597	9618		
383 HAWAII	769	1619	1152	3182		
400 U STATES	21260	52981	110646	290059		
UNDOERWEAR COTTON KNITTED	142345	201451	606962	921433	3067	
100 U KINGDOM	LB 3679	7936	35752	82820		
231 HONG KONG			1024	1923		
335 GERMANY W			94	299		
347 JAPAN	1694	1886	10650	11706		
354 NETHRLNDS	1288	2021	4976	8511		
359 NORWAY			566	1062		
376 SWITZRLND			46	777		
400 U STATES	4602	9482	30186	74689		
COTTON CLOTHING N O P WOVEN	11263	21325	83294	181787	3068	
100 U KINGDOM	LB 4896	15071	15866	63472		
215 INDIA	143	616	143	616		
216 PAKISTAN	28	201	53	270		
231 HONG KONG	54143	57434	84632	92245		
305 AUSTRIA	197	2594	972	8946		
306 BELGIUM	557	1551	1960	5043		
318 DENMARK			83	519		
327 FRANCE	163	902	667	6327		
335 GERMANY W	340	1759	2663	15415		
337 GUATEMALA	118	556	214	789		
344 ITALY	1564	9749	5789	35879		
347 JAPAN	127669	162957	951884	1333185		
352 MEXICO	412	934	956	2557		
354 NETHRLNDS	630	1419	1973	3251		
360 ISRAEL	1036	3642	3924	14106		
367 AZORES	69	464	534	3419		
372 SPAIN	27	270	101	1290		
375 SWEODN			89	655		
376 SWITZRLND	342	3306	4323	36075		
383 HAWAII	1229	4174	2673	15302		
389 IRELAND			64	270		
400 U STATES	99133	231950	457697	1124805		
	292696	499549	1537260	2764436		

IMPORTS INTO CANADA FOR CONSUMPTION

Articles and Countries from which Imported	MONTH OF MAY 1958		FIVE MONTHS ENDED MAY 1958		Class Number
	Quantities	Values (\$)	Quantities	Values (\$)	
DRESSES WVN COTT WOMENS CHLONS	NO				3069
100 U KINGDOM	280	1777	1082	8466	
231 HONG KONG			1613	1242	
306 BELGIUM			195	2017	
327 FRANCE	409	4183	622	7453	
335 GERMANY W	16	106	295	1424	
344 ITALY	324	863	688	4059	
347 JAPAN	1728	1248	5941	5365	
354 NETHRLNDS			15	92	
367 AZORES	180	114	557	496	
372 SPAIN	65	182	163	643	
375 SWEDEN			67	700	
376 SWITZRLND	24	295	119	1550	
383 HAWAII	1359	4530	2387	11862	
389 IRELAND			114	875	
400 U STATES	53156	214210	197601	686934	
	57541	227508	211459	733178	
SMOCKS OVRALLS WVN COTTON MENS	LB				3070
231 HONG KONG	3200	2842	5680	4444	
347 JAPAN	175	243	12840	16055	
354 NETHRLNDS			1248	1469	
400 U STATES	13953	22408	64572	109397	
	17328	25493	84340	131365	
RAINCOATS WATERPROOFED COTTON	NO				3071
100 U KINGDOM	1843	19643	8390	92662	
231 HONG KONG	6800	10600	16051	22300	
306 BELGIUM	6	52	210	2290	
318 DENMARK	18	297	18	297	
335 GERMANY W	810	9199	4743	51263	
344 ITALY			166	3358	
347 JAPAN	1288	2159	11249	36285	
359 NORWAY	986	4149	1158	4982	
360 ISRAEL	272	1997	2590	18749	
376 SWITZRLND	91	1475	220	3295	
400 U STATES	912	2789	8007	33117	
	13026	52360	52802	268598	
CLTHG NOP COTT KNIT INFTS CHLD	LB				3072
100 U KINGDOM	2604	7215	19860	60447	
231 HONG KONG			2490	2981	
306 BELGIUM	790	2791	1630	5773	
327 FRANCE			20	123	
335 GERMANY W	921	3695	2565	10684	
347 JAPAN	8100	10133	87603	105442	
354 NETHRLNDS	2329	5508	4948	11665	
376 SWITZRLND	17	137	17	137	
400 U STATES	1751	6000	19434	66713	
	16512	35479	138567	263965	
CLTHG NOP COTT KNIT WOMNS GRLS	LB				3073
100 U KINGDOM	1065	4275	14859	38858	
231 HONG KONG			816	1032	
305 AUSTRIA	52	309	86	627	
306 BELGIUM	42	87	42	87	
327 FRANCE			155	1280	
335 GERMANY W			93	793	
344 ITALY	238	2071	1427	9220	
347 JAPAN	4760	5532	40497	45950	
354 NETHRLNDS	1446	3006	1476	3123	
376 SWITZRLND	124	1080	859	6790	
389 IRELAND			947	2077	
400 U STATES	9412	28695	28618	100033	
	17139	45055	89875	209870	
CLTHG NOP COTT KNIT MENS BOYS	LB				3074
100 U KINGDOM	9295	22082	38207	91562	
215 INDIA			9497	7724	
231 HONG KONG	8550	6051	34733	27626	
305 AUSTRIA	180	711	378	1343	
318 DENMARK			21	131	
327 FRANCE	1020	3317	2311	10374	
335 GERMANY W	2382	3804	3536	6160	
344 ITALY	11799	11614	12056	13672	
347 JAPAN	60233	64083	337246	347489	
354 NETHRLNDS	2217	3991	2217	3991	
376 SWITZRLND	433	2022	970	6824	
389 IRELAND	504	830	579	951	
400 U STATES	6363	16430	38866	107899	
	102976	134935	480617	625746	
BAGS COTTON	LB				3082
400 U STATES	8700	6438	60539	44480	
	8700	6438	60539	44480	
BELTING OF COTTON	LB				3083
100 U KINGDOM	7099	8139	17993	21490	
400 U STATES	8259	15555	45560	92536	
	15358	23694	63553	114026	
BLANKETS OF COTTON	LB				3084
100 U KINGDOM	1722	1476	6500	5913	
306 BELGIUM	44271	38320	216652	194897	
335 GERMANY W	21214	16135	45929	33242	
347 JAPAN			2700	1879	
354 NETHRLNDS	1997	740	16111	5577	
400 U STATES	7193	7663	30925	34719	
	76397	64334	318817	276227	
TAPE AND WEBBING HOOK AND EYE	LB				3085
100 U KINGDOM	216	557	467	868	
400 U STATES			4200	9029	
	216	557	4667	9897	

## IMPORTS INTO CANADA FOR CONSUMPTION

Articles and Countries from which Imported	MONTH OF MAY 1958		FIVE MONTHS ENDED MAY 1958		Class Number	
	Quantities	Values (\$)	Quantities	Values (\$)		
BRAIDED WICK FOR CANDLES					3086	
335 GERMANY W				961		
372 SPAIN				972		
400 U STATES		1800		14139		
		1800		16072		
CURTAINS COTTON N O P	LB				3087	
100 U KINGDOM			1004	2953		
335 GERMANY W	220	314	220	314		
354 NETHRLNDS			170	290		
376 SWITZRLND	19	88	242	955		
400 U STATES	5019	10478	42082	79092		
	5258	10880	43718	83604		
TABLE AND TRAY CLOTHS COTTON	LB				3088	
100 U KINGDOM	6685	17202	33618	77507		
216 PAKISTAN	65	729	115	1239		
231 HONG KONG	2138	5463	11718	30742		
306 BELGIUM	63	101	1145	1132		
313 CHINA	633	1445	25388	44754		
317 CZECHO S			234	159		
327 FRANCE	57	730	286	2227		
335 GERMANY W	801	3954	1917	6979		
337 GUATEMALA			320	1334		
344 ITALY	30	65	30	65		
347 JAPAN	5340	5154	37177	32334		
354 NETHRLNDS	7157	9686	20624	29801		
365 POLAND			1984	1425		
367 AZORES	46	415	490	4082		
373 CANARY IS	67	115	111	230		
376 SWITZRLND	8	186	733	4437		
400 U STATES	4215	7218	36273	57794		
	27305	52463	172163	296241		
DUCK SEAMLESS COTTON FOR HOSE	LB					3089
400 U STATES	63	76	63	76		
	63	76	63	76		
HANDKERCHIEFS COTTON	LB				3091	
100 U KINGDOM	8433	24377	44590	118747		
231 HONG KONG	299	1706	383	2153		
305 AUSTRIA	125	1194	448	3377		
317 CZECHO S	591	1358	3723	7430		
327 FRANCE	9	108	64	1076		
335 GERMANY W			194	860		
347 JAPAN	18627	20634	101723	112164		
354 NETHRLNDS	121	326	1484	2780		
376 SWITZRLND	511	6804	4833	58139		
400 U STATES	2197	7331	14308	44062		
	30913	63838	171750	350788		
LADDER TAPES FOR BLINDS	LB				3092	
100 U KINGDOM	688	1126	688	1126		
400 U STATES			966	838		
	688	1126	1654	1964		
MANTLE STOCKING FOR GAS LIGHT					3093	
QUILTS COUNTERPANES COTTON	LB				3094	
100 U KINGDOM	3447	3957	14595	18008		
215 INDIA	2970	2364	3580	2855		
306 BELGIUM			214	326		
344 ITALY	480	543	2609	2410		
347 JAPAN			9195	5516		
354 NETHRLNDS	441	325	6450	8976		
372 SPAIN			696	469		
400 U STATES	51453	63004	383108	482198		
	58791	70193	420447	520758		
SHEETS COTTON	LB				3095	
100 U KINGDOM	1216	1752	10284	12692		
306 BELGIUM	3333	3006	15437	13845		
347 JAPAN	12124	8619	49173	37308		
354 NETHRLNDS	349	303	1113	1051		
367 AZORES	721	1725	1906	7217		
400 U STATES	43282	52036	279835	333830		
	61032	67441	357748	405943		
TOWELS COTTON	LB				3096	
100 U KINGDOM	4016	4217	11639	13374		
215 INDIA	7798	5180	19273	12863		
231 HONG KONG	4705	2924	18731	12360		
306 BELGIUM			1572	1794		
313 CHINA			3676	3083		
317 CZECHO S	13327	10495	43699	36782		
335 GERMANY W	45	56	2845	2140		
347 JAPAN	12050	9962	46176	35183		
354 NETHRLNDS	2978	3399	9809	12432		
400 U STATES	203927	227472	1176144	1321442		
	248846	263705	1333564	1451453		
COTTON MANUFACTURES N O P	LB				3097	
100 U KINGDOM	5839	9114	35773	65914		
215 INDIA	780	1286	1074	1781		
231 HONG KONG	76	697	1582	2776		
305 AUSTRIA	113	287	518	932		
306 BELGIUM	742	874	6440	8664		
313 CHINA			979	1646		
318 DENMARK	164	997	289	1973		
327 FRANCE	817	1828	1124	2971		
335 GERMANY W	2677	2667	10462	13177		
344 ITALY	33224	14108	33444	14518		
347 JAPAN	9118	9258	80217	55005		



IMPORTS INTO CANADA FOR CONSUMPTION

Articles and Countries from which Imported	MONTH OF MAY 1958		FIVE MONTHS ENDED MAY 1958		Class Number
	Quantities	Values (\$)	Quantities	Values (\$)	
352 MEXICO			47	135	
354 NETHRLNDS	2326	3314	11135	12928	
367 AZORES			112	127	
376 SWITZRLND	67	417	1239	4110	
400 U STATES	136715	183705	573969	800639	
WASH CLOTHS BATH MATS COTTON	192658	228552	758404	987296	3098
100 U KINGDOM	LB		332	359	
231 HONG KONG	3994	3345	13112	9296	
306 BELGIUM			2646	1476	
317 CZECHO S	638	506	1277	1012	
347 JAPAN			9647	7204	
400 U STATES	31995	48505	115655	174219	
PILLOW CASES COTTON	36627	52356	142669	193566	3100
100 U KINGDOM	LB		14233	25803	
231 HONG KONG	3135	6631	19161	24852	
313 CHINA	6704	8519	25605	33428	
335 GERMANY W	2205	2748	277	609	
347 JAPAN	52124	45868	256523	222134	
367 AZORES	630	1890	2352	7701	
373 CANARY IS	30	67	182	389	
376 SWITZRLND	8	177	82	325	
400 U STATES	8023	10938	45856	61960	
FLAX FIBRE AND TOW	72859	76838	364271	377201	3111
400 U STATES	CWT		14	411	
HEMP DRESSED OR UNDRESSED			14	411	3112
JUTE AND JUTE BUTTS	CWT				3113
216 PAKISTAN	7259	73880	14023	109325	
400 U STATES	8	146	4018	34866	
OAKUM OF FLAX HEMP OR JUTE	7267	74026	18041	144191	3114
100 U KINGDOM	CWT				
344 ITALY	23	356	106	1820	
354 NETHRLNDS			250	2276	
375 SWEDEN	335	3147	1532	13788	
400 U STATES	1359	25903	22	440	
BATTS WADDING VEGETABLE FIBRES	1717	29406	7533	128513	3115
100 U KINGDOM	LB				
YARNS JUTE SINGLES N O P	54612	10165	90515	16995	3121
215 INDIA	43808	8325	62894	11905	
400 U STATES			126	56	
YARNS VEGETABLE FIBRE SINGLES	98420	18490	153535	28956	3122
100 U KINGDOM	LB				
344 ITALY	401	333	1590	1225	
352 MEXICO	500	256	16847	7990	
400 U STATES			906	96	
YARNS CORDS TWINE OF JUTE N O P	901	589	1534	1191	3123
100 U KINGDOM	LB				
335 GERMANY W	15217	3697	68674	17200	
400 U STATES	220	162	220	162	
YARNS CORDS TWINE VEG FIB N O P	2686	1015	10988	4006	3124
100 U KINGDOM	18123	4874	79882	21368	
306 BELGIUM	LB				
344 ITALY	45787	13983	158542	50406	
352 MEXICO	7523	1166	7523	1166	
354 NETHRLNDS	6000	3642	9500	4776	
366 PORTUGAL	64620	7397	175871	19334	
400 U STATES	6615	1070	10094	1650	
LINEN THREAD FOR SEWING	2665	2295	6418	887	3125
100 U KINGDOM	133210	29553	395007	22183	
327 FRANCE	LB				
376 SWITZRLND	32019	60870	138670	265239	
389 IRELAND			470	644	
400 U STATES	200	334	200	334	
YARNS VEG FIBRE FOR WEAVING			2820	1492	3126
100 U KINGDOM	32219	61204	142843	269451	
215 INDIA	LB				
306 BELGIUM	152556	41304	506242	157724	
318 DENMARK	91146	16874	485043	91511	
389 IRELAND			11845	4045	
400 U STATES	35091	6530	32500	26425	
FABRICS CHIEFLY FLAX OR HEMP	603	576	251093	48819	3132
100 U KINGDOM	279396	65284	40269	21105	
306 BELGIUM	LB				
313 CHINA	24838	37883	155738	234049	
317 CZECHO S	2674	3639	8593	12917	
318 DENMARK			653	730	
327 FRANCE	1074	854	4308	3908	
335 GERMANY W			69	318	
344 ITALY	6519	3966	7963	4806	
354 NETHRLNDS			648	1147	
375 SWEDEN	193	837	1114	4719	
376 SWITZRLND	737	533	737	533	
400 U STATES	127	386	340	828	
	1399	4707	8586	24440	
	37561	52805	189721	291546	

## IMPORTS INTO CANADA FOR CONSUMPTION

Articles and Countries from which Imported	MONTH OF MAY 1958		FIVE MONTHS ENDED MAY 1958		Class Number
	Quantities	Values (\$)	Quantities	Values (\$)	
FABRICS JUTE UNBLEACHED N O P	YD				3134
100 U KINGDOM	163841	41966	542769	133410	
215 INDIA	13932649	1060093	48302700	3823432	
216 PAKISTAN			100000	8715	
306 BELGIUM	35724	4889	47750	6410	
327 FRANCE	58586	9749	101997	17018	
354 NETHRLNDS			30558	2168	
400 U STATES	338906	31914	1019839	184808	
	14529706	1148611	50145613	4175961	
FABRICS OF JUTE N O P	YD				3135
100 U KINGDOM	1569	231	6305	1702	
400 U STATES	3336	961	15367	5272	
	4905	1192	21672	6974	
FABRIC JUTE 12INS WIDE OR LESS	LB				3136
100 U KINGDOM			1050	390	
215 INDIA	15037	2931	71944	14721	
306 BELGIUM			490	418	
	15037	2931	73484	15529	
FAB VEG FIB 12INS WIDE OR LESS	LB				3137
100 U KINGDOM	31102	26068	97051	118568	
306 BELGIUM			738	643	
327 FRANCE	147	396	552	1496	
335 GERMANY W	210	1124	781	2485	
347 JAPAN			15537	11373	
354 NETHRLNDS			175	420	
400 U STATES	24472	36929	139271	187615	
	55931	64517	254105	322600	
FABRICS VEGETABLE FIBRE N O P	YD				3138
100 U KINGDOM	9502	5243	20120	8747	
306 BELGIUM	300	108	1349	486	
335 GERMANY W			27	67	
365 POLAND			5000	845	
376 SWITZRLND			326	661	
400 U STATES	1820	3087	7476	11544	
	11622	8438	34298	22350	
TOWELLING TABLE CLOTHS IN WEB	LB				3139
100 U KINGDOM	3615	4725	34341	43514	
306 BELGIUM	8	73	8	73	
317 CZECHO S			25014	20194	
344 ITALY			467	2067	
365 POLAND	8807	5990	34049	24175	
375 SWEDEN			673	1442	
376 SWITZRLND			408	1967	
389 IRELAND			131	155	
400 U STATES	1424	877	4104	4543	
	13854	11665	99195	98130	
CLOTHING VEGETABLE FIBRES NOP	LB				3162
100 U KINGDOM	731	4510	2690	16851	
231 HONG KONG	15800	9968	22761	16462	
327 FRANCE	28	126	86	1937	
335 GERMANY W	157	383	199	903	
344 ITALY	86	902	104	1163	
347 JAPAN	1609	1771	25582	28394	
360 ISRAEL	420	1738	1029	4405	
364 PHIL			1298	9535	
376 SWITZRLND			491	2390	
389 IRELAND			44	464	
400 U STATES	4650	21758	24720	120564	
	23481	41156	79004	203068	
BAGS OF HEMP LINEN JUTE SISAL	LB				3171
100 U KINGDOM			130	60	
215 INDIA	55000	5156	222500	22600	
400 U STATES			191773	43185	
	55000	5156	414403	65845	
CARPETING RUGS HEMP JUTE SISAL					3172
100 U KINGDOM		8993		53089	
215 INDIA		1883		6223	
231 HONG KONG				4310	
305 AUSTRIA				1089	
306 BELGIUM		27049		96212	
317 CZECHO S				18974	
327 FRANCE		1494		15167	
335 GERMANY W		2147		8076	
344 ITALY				792	
347 JAPAN				214	
354 NETHRLNDS		12068		68795	
389 IRELAND				20402	
400 U STATES		5126		24908	
		58760		318251	
QUILTS BATH MATS VEG FIBRE NOP	LB				3173
100 U KINGDOM			1158	1580	
306 BELGIUM	1984	1083	6658	4110	
344 ITALY	13820	12326	31279	28889	
347 JAPAN	33176	16812	156757	78768	
400 U STATES	4408	6375	42116	60042	
	53388	36596	237968	173389	
FIRE HOSE LINEN					3174
100 U KINGDOM		22408		69939	
400 U STATES		552		752	
		22960		70691	
HANDKERCHIEFS FLAX OR HEMP	LB				3175
100 U KINGDOM	6477	29461	31803	136161	
231 HONG KONG	1051	7345	3020	36272	
305 AUSTRIA	160	1885	222	2650	
313 CHINA			63	944	

IMPORTS INTO CANADA FOR CONSUMPTION

Articles and Countries from which Imported	MONTH OF MAY 1958		FIVE MONTHS ENDED MAY 1958		Class Number
	Quantities	Values (\$)	Quantities	Values (\$)	
327 FRANCE	2	69	22	389	
344 ITALY			3	99	
347 JAPAN			406	536	
367 AZORES			40	977	
376 SWITZRLND	89	1100	515	7666	
400 U STATES	8	63	47	397	
	7787	39923	36141	186091	
SAILS FOR BOATS AND SHIPS					3176
100 U KINGDOM		3949		13970	
318 DENMARK		152		290	
354 NETHRLNDS		331		331	
400 U STATES		4785		12838	
		9217		27429	
TOWELS GLASS CLOTHS CRASH HUCK	LB				3177
100 U KINGDOM	7549	9927	52465	70841	
231 HONG KONG			32	160	
317 CZECHO S	38183	31372	115282	93420	
344 ITALY	328	1358	346	1506	
367 AZORES			49	349	
389 IRELAND			137	161	
400 U STATES	267	507	2676	4839	
	46327	43164	170987	171276	
SHEETS TABLECLOTHS TOWELS FLAX	LB				3178
100 U KINGDOM	24519	62382	120146	293319	
231 HONG KONG	714	3730	3310	20527	
232 MALTA			7	130	
306 BELGIUM	186	879	829	2072	
313 CHINA	2030	5831	4073	12675	
317 CZECHO S	8995	7308	22019	17675	
327 FRANCE	28	433	174	1038	
335 GERMANY W			419	906	
340 HUNGARY	478	406	478	406	
344 ITALY	146	739	303	1561	
347 JAPAN	2404	2414	8339	6675	
354 NETHRLNDS			757	1066	
365 POLAND			1201	1316	
367 AZORES	439	3539	2522	16702	
373 CANARY IS	134	584	134	584	
376 SWITZRLND	106	991	487	3938	
389 IRELAND	52	66	211	237	
400 U STATES	2790	3829	11516	19564	
	43021	93131	176925	400391	
JUTE MANUFACTURES N O P	LB				3179
100 U KINGDOM	4657	4276	9297	8839	
400 U STATES	1470	658	8057	6531	
	6127	4934	17354	15370	
VEGETABLE FIBRE MFRS N O P	LB				3180
100 U KINGDOM	22162	29884	103717	111341	
215 INDIA			1320	1742	
216 PAKISTAN	198	395	273	513	
231 HONG KONG	196	699	1234	2234	
306 BELGIUM			1258	1799	
317 CZECHO S			440	610	
318 DENMARK	16	126	112	369	
327 FRANCE	4120	5267	5121	9209	
335 GERMANY W	1669	2742	6929	11244	
338 HAITI			240	1005	
344 ITALY	8641	6877	31421	18048	
347 JAPAN	58067	43951	298798	233910	
352 MEXICO			1575	681	
354 NETHRLNDS	166	137	5971	9364	
359 NORWAY			1432	1344	
367 AZORES			119	992	
372 SPAIN	36	198	275	739	
373 CANARY IS			257	1151	
375 SWEDEN	371	349	1286	1503	
376 SWITZRLND	1764	2958	2497	5208	
390 GERMANY E	121	277	143	367	
400 U STATES	241289	245174	1040387	1075418	
	338816	339034	1504805	1488791	
RAW SILK AND COCOONS	LB				3201
400 U STATES	698	2876	13193	53573	
	698	2876	13193	53573	
GARNETTED SILK WASTES	LB				3202
400 U STATES			2061	2089	
			2061	2089	
YARNS SINGLES SPUN SILK N O P	LB				3212
400 U STATES			148	110	
			148	110	
THREADS CORDS TWIST SILK N O P	LB				3213
100 U KINGDOM			90	1000	
400 U STATES	100	860	767	6614	
	100	860	857	7614	
YARN SILK FOR KNITTING WEAVING	LB				3214
400 U STATES			128	787	
			128	787	
YARNS SILK N O P	LB				3216
100 U KINGDOM			16	148	
400 U STATES	150	1168	426	3351	
	150	1168	442	3499	
BOLTING CLOTH NOT MADE UP	YD				3221
100 U KINGDOM	11	70	36	161	
335 GERMANY W			386	1284	
347 JAPAN	509	1027	5611	7735	
376 SWITZRLND	1324	4659	6105	19559	
400 U STATES	880	2953	8682	21522	
	2724	8709	20820	50261	

## IMPORTS INTO CANADA FOR CONSUMPTION

Articles and Countries from which Imported	MONTH OF MAY 1958		FIVE MONTHS ENDED MAY 1958		Class Number
	Quantities	Values (\$)	Quantities	Values (\$)	
FABRICS SILK N O P	YD				3224
100 U KINGDOM	2302	5069	16951	39871	
215 INDIA	810	1604	5304	9962	
231 HONG KONG	1487	1265	2216	1929	
306 BELGIUM			141	374	
313 CHINA	2184	2455	2413	2714	
327 FRANCE	8458	9037	23442	37558	
335 GERMANY W	93	216	5018	4747	
344 ITALY	1880	5168	30075	86233	
347 JAPAN	103797	65207	468430	290381	
376 SWITZRLND	5428	6823	37624	70505	
400 U STATES	108044	124082	811353	946221	
	234483	220926	1402967	1490495	
FABRICS SILK 26 INCHES OR LESS	YD				3225
100 U KINGDOM	50	186	649	1757	
327 FRANCE			214	157	
344 ITALY	244	760	731	2373	
400 U STATES	3150	794	3650	1094	
	3444	1740	5244	5381	
RIBBONS SILK UNDER 12 INCHES	LB				3228
100 U KINGDOM			6	95	
347 JAPAN	204	1917	335	2902	
400 U STATES	430	7592	1570	28150	
	634	9509	1911	31147	
FABRICS SILK FOR NECKWEAR	YD				3229
100 U KINGDOM	1076	1600	3987	5833	
225 TRINIDAD			713	1101	
305 AUSTRIA	6144	9202	15146	22128	
306 BELGIUM	991	875	3460	3187	
327 FRANCE	2526	2019	14800	15323	
335 GERMANY W	52065	52318	120258	121851	
344 ITALY	17666	23082	37917	53842	
347 JAPAN	10401	5876	75892	28730	
376 SWITZRLND	23358	37968	48049	77586	
400 U STATES	96248	121611	355975	449557	
	210475	254551	676197	779138	
UMBRELLA COVERING FABRICS	YD				3230
305 AUSTRIA			3770	1067	
327 FRANCE			5871	2049	
335 GERMANY W	9625	2704	25896	6807	
376 SWITZRLND			2601	1039	
400 U STATES	29833	14622	187855	96584	
	39458	17326	225993	107546	
FABRICS PILE SILK OR SYNTHETIC	YD				3232
100 U KINGDOM			87	734	
305 AUSTRIA			1060	1304	
306 BELGIUM	2063	8592	5414	27546	
327 FRANCE	2020	2153	8099	8125	
335 GERMANY W	834	1489	3817	7023	
344 ITALY	264	766	638	1845	
376 SWITZRLND			51	84	
400 U STATES	45933	111610	125266	273169	
	51114	124610	144432	319830	
SOCKS AND STOCKINGS SILK	DZ PR				3244
100 U KINGDOM	46	1558	186	6586	
344 ITALY			12	199	
400 U STATES	274	17093	1933	78622	
	320	18651	2131	85407	
CLOTHING SILK N O P	OZ				3246
100 U KINGDOM	10697	17283	25048	40890	
215 INDIA			134	101	
231 HONG KONG	1528	2649	8779	6255	
305 AUSTRIA	905	945	2622	2845	
327 FRANCE	122	160	1846	4021	
335 GERMANY W	160	106	160	106	
344 ITALY	10461	12854	21907	26646	
347 JAPAN	480	199	20919	5088	
376 SWITZRLND	4794	4405	12965	13122	
389 IRELAND	81	105	337	440	
400 U STATES	5262	4877	40309	29315	
	34490	43583	135026	128829	
DRESSES SILK WOMENS CHILDRENS	NO				3247
100 U KINGDOM	19	780	273	13454	
231 HONG KONG	114	1162	399	4672	
327 FRANCE	19	1039	157	18323	
344 ITALY	62	1350	168	6928	
375 SWEDEN			17	956	
376 SWITZRLND	37	575	185	7834	
383 HAWAII	12	169	158	2630	
400 U STATES	2055	50215	11143	286111	
	2318	55290	12500	340908	
CLOTHING SILK WOMENS CHILDRENS	OZ				3248
100 U KINGDOM	692	1831	6474	17409	
231 HONG KONG	6527	2994	15715	6381	
305 AUSTRIA	176	301	3235	4736	
327 FRANCE	2562	3384	10692	18534	
335 GERMANY W			24	96	
344 ITALY	1977	2137	20685	23243	
347 JAPAN	126929	30204	770840	210610	
376 SWITZRLND	928	1018	5140	7892	
400 U STATES	3240	2634	49033	42215	
	143031	44503	881838	331116	
HANDKERCHIEFS SILK	OZ				3251
100 U KINGDOM	135	352	204	500	
347 JAPAN	2368	1252	50576	14096	
376 SWITZRLND			367	622	

IMPORTS INTO CANADA FOR CONSUMPTION

Articles and Countries from which Imported	MONTH OF MAY 1958		FIVE MONTHS ENDED MAY 1958		Class Number
	Quantities	Values (\$)	Quantities	Values (\$)	
400 U STATES	61	132	260	352	
SILK MANUFACTURES N O P	2564	1736	51407	15570	3252
100 U KINGDOM	02				
231 HONG KONG	245	584	2529	2832	
327 FRANCE			432	192	
335 GERMANY W	166	91	1620	2201	
344 ITALY			48	118	
347 JAPAN			432	272	
376 SWITZRLND	7520	1202	27417	5553	
400 U STATES			296	534	
WOOL IN THE GREASE	6963	1449	25118	10468	
	14894	3326	57892	22170	3261
100 U KINGDOM	LB				
207 UN SO AFR	109026	71878	548995	381733	
215 INDIA			21655	16439	
234 AUSTRALIA			30350	23590	
236 NEW ZEAL	31380	17600	301846	187301	
304 ARGENTINA	113390	72779	1607984	1018819	
313 CHINA			68501	45269	
389 IRELAND			22399	10897	
400 U STATES			5106	4324	
WOOL WASHED OR SCOURED	148036	107895	627979	479934	
	401832	270152	3234815	2168306	3262
100 U KINGDOM	LB				
207 UN SO AFR	48405	35589	417215	347876	
234 AUSTRALIA	32330	17946	213987	136191	
236 NEW ZEAL	449313	369484	1777109	1509900	
304 ARGENTINA	3854	2767	384290	280706	
306 BELGIUM	58655	43320	200529	160170	
327 FRANCE			10577	8648	
386 URUGUAY	3536	2562	4786	3629	
400 U STATES	18120	13224	18120	13224	
	58831	58271	226702	232220	
WOOL PULLED OR SLIPED	673044	543163	3253315	2692564	3263
100 U KINGDOM	LB				
236 NEW ZEAL	20101	10755	49363	35607	
400 U STATES	31474	18883	100448	61343	
	3354	976	3354	976	
HAIR OF CAMEL ALPACA GOAT N O P	54929	30614	153165	97926	3264
100 U KINGDOM	LB				
317 CZECHO S	1319	1058	1319	1058	
363 PERU			100	688	
400 U STATES	4402	6552	19639	21157	
	2954	7348	63928	62140	
NOILS WOOL	8675	14958	84986	85043	3265
100 U KINGDOM	LB				
304 ARGENTINA	20497	13268	201070	154427	
306 BELGIUM	5004	2621	5004	2621	
363 PERU			8554	4486	
386 URUGUAY	2474	1296	2474	1296	
389 IRELAND	4273	2335	5951	3244	
400 U STATES			5766	3436	
	13909	10697	64023	45462	
GARNETTED WOOL WASTE	46157	30217	292842	214972	3267
100 U KINGDOM	LB				
400 U STATES	20469	16830	42329	37118	
	1404	1534	18158	19355	
WOOL TOPS DRY COMBED	21873	18364	60487	56473	3268
100 U KINGDOM	LB				
327 FRANCE	234221	297366	724595	954031	
			374	482	
WOOL TOPS OIL COMBED	234221	297366	724969	954513	3269
100 U KINGDOM	LB				
207 UN SO AFR	600128	715081	2953435	3757217	
			19932	25180	
HAIR TOPS	600128	715081	2973367	3782397	3270
100 U KINGDOM	LB				
400 U STATES	487	1554	1094	2348	
	6207	8607	7173	10473	
YARNS OR WARPS HAIR FOR MFRERS	6694	10161	8267	12821	3273
100 U KINGDOM	LB				
327 FRANCE	23384	24804	86989	86033	
400 U STATES			11	72	
	3340	614	9910	1848	
YARN MOHAIR FOR PILE FABRICS	26724	25418	96910	87953	3274
100 U KINGDOM	LB				
YARNS WOOL FOR 6 OZ FABRICS	1482	3466	7586	17731	
100 U KINGDOM	LB				
	1482	3466	7586	17731	
WOOLLEN SPUN YARN	29008	63365	160551	339848	3275
100 U KINGDOM	LB				
306 BELGIUM	29008	63365	160551	339848	
327 FRANCE					
335 GERMANY W	13638	14574	243478	309460	
344 ITALY	114	986	1320	4438	
354 NETHRLNDS	586	3764	5121	17921	
400 U STATES			3026	7258	
	261	784	1184	1621	
			984	2217	
	2213	4941	3623	8753	
WORSTED SPUN YARN	16812	25049	258736	351668	3276
100 U KINGDOM	LB				
306 BELGIUM	60687	110316	240878	470339	
318 DENMARK	96	313	3457	10671	
326 FINLAND			1038	2504	
327 FRANCE	79	170	79	170	
	607	2024	14593	45992	

## IMPORTS INTO CANADA FOR CONSUMPTION

Articles and Countries from which Imported	MONTH OF MAY 1958		FIVE MONTHS ENDED MAY 1958		Class Number
	Quantities	Values (\$)	Quantities	Values (\$)	
335 GERMANY W	7351	19591	23089	61127	
344 ITALY	33	132	198	488	
354 NETHRLNOS	287	524	745	1559	
376 SWITZRLNO			858	2398	
400 U STATES	291	1041	1953	8779	
	69431	134111	286888	604027	
WOOL FAB IN GRAY OVR 4 TO 6 OZ	LB				3281
100 U KINGOOM	5523	9680	12739	25638	
344 ITALY			9228	13829	
354 NETHRLNOS	8392	15961	43091	82171	
	13915	25641	65058	121638	
WOOL FAB IN GRAY 4 OZ OR LESS	LB				3282
100 U KINGOOM	53231	149990	130652	376332	
	53231	149990	130652	376332	
KNITTEO FABRICS WOOL N O P	LB				3283
100 U KINGOOM	3130	10928	9379	27449	
305 AUSTRIA			386	1225	
327 FRANCE			426	1889	
344 ITALY	44	306	73	570	
400 U STATES	4209	14762	10520	35955	
	7383	25996	20784	67088	
FLANNELS	LB				3284
100 U KINGDOM	92673	239275	392109	960249	
327 FRANCE	142	596	4424	22141	
335 GERMANY W	1135	6616	1135	6616	
344 ITALY	2738	3455	18594	22993	
376 SWITZRLND			635	2486	
400 U STATES	853	3039	3869	16524	
	97541	252981	420766	1031009	
FELT CLOTH N O P	LB				3285
400 U STATES			285	645	
			285	645	
OVERCOATINGS	LB				3286
100 U KINGDOM	112754	255851	659219	1579588	
305 AUSTRIA			76	207	
306 BELGIUM	1581	5298	1653	5618	
327 FRANCE	41	219	852	3720	
335 GERMANY W			111	253	
344 ITALY	10485	13093	70546	81000	
347 JAPAN			682	2589	
354 NETHRLNOS	280	736	2471	5394	
376 SWITZRLND	105	409	143	550	
400 U STATES	271	1532	2493	9789	
	125517	277138	738246	1688708	
TWEEDS	LB				3287
100 U KINGOOM	106429	248176	446988	1006474	
306 BELGIUM			75	252	
318 DENMARK	44	89	114	231	
327 FRANCE	1055	3530	6133	27531	
335 GERMANY W			296	520	
344 ITALY	51530	56903	365263	363853	
354 NETHRLNOS	520	1163	859	2308	
389 IRELAND			241	713	
400 U STATES	92	509	1330	4773	
	159670	310370	821299	1406655	
WORSTEDS AND SERGES	LB				3288
100 U KINGOOM	561627	1790724	2208867	8094476	
227 BAHAMAS			18	182	
234 AUSTRALIA	1615	7864	4635	22635	
305 AUSTRIA	3347	7358	4047	9154	
306 BELGIUM	3930	17379	14471	67093	
318 DENMARK	1054	2670	2277	5855	
327 FRANCE	14207	71072	67499	380094	
335 GERMANY W	1557	6985	8524	36449	
344 ITALY	79548	172579	225411	499765	
347 JAPAN	31353	112504	106298	400555	
354 NETHRLNOS	5491	15770	17159	45992	
375 SWEDEN	473	1064	958	2706	
376 SWITZRLND	897	8969	2249	22114	
386 URUGUAY	1844	5950	1857	6001	
389 IRELAND			1771	6806	
400 U STATES	11683	50415	55091	272059	
	718626	2271303	2721132	9871936	
WOVEN FABRICS N O P WOOL	LB				3289
100 U KINGDOM	26457	52805	155027	337108	
227 BAHAMAS			108	790	
306 BELGIUM	208	1357	1164	5416	
318 DENMARK	529	2114	2440	7297	
327 FRANCE	601	2962	11931	62200	
335 GERMANY W			1095	4561	
344 ITALY	11876	12437	64321	68388	
347 JAPAN	353	1763	3719	14500	
354 NETHRLNOS	418	648	1392	3284	
375 SWEDEN			220	478	
376 SWITZRLND	39	359	1426	9600	
400 U STATES	7237	21204	38192	96472	
	47718	95649	281035	610094	
WOOL FAB 12 INS WIDE OR LESS	LB				3291
100 U KINGOOM	20	57	139	762	
327 FRANCE	78	648	363	2431	
400 U STATES	58	244	208	1068	
	156	949	710	4261	
WOOL FABRICS CUT PILE PLUSH	LB				3292
100 U KINGDOM	1229	4584	2796	9412	
306 BELGIUM			1579	1883	
335 GERMANY W	137	470	274	718	

IMPORTS INTO CANADA FOR CONSUMPTION

Articles and Countries from which Imported	MONTH OF MAY 1958		FIVE MONTHS ENDED MAY 1958		Class Number
	Quantities	Values (\$)	Quantities	Values (\$)	
400 U STATES	61	403	595	2013	
BILLIARD CLOTH OF WOOL FABRIC	1427	5457	5244	14026	
100 U KINGDOM	LB 5376	21031	17480	66719	3293
306 BELGIUM	101	329	101	329	
400 U STATES			90	375	
CARPETS AXMINSTER IN ROLLS	5477	21360	17671	67423	
100 U KINGDOM	SQ FT 79047	38080	342167	175256	3301
306 BELGIUM	9396	4863	44980	22126	
327 FRANCE	9132	4142	19829	8920	
335 GERMANY W	12505	6597	23311	12652	
400 U STATES	5450	1991	28031	17249	
CARPETS AXMINSTER SQUARES	115530	55673	458318	236203	
100 U KINGDOM	SQ FT 45143	21394	228526	111702	3302
306 BELGIUM	9610	4896	15372	8701	
318 DENMARK			226	222	
335 GERMANY W	2169	1063	2169	1063	
344 ITALY			628	407	
400 U STATES	6534	6775	21083	20202	
CARPET BRUSSELS WILTON IN ROLL	63456	34128	268004	142297	
100 U KINGDOM	SQ FT 283066	162658	2056188	1207650	3303
306 BELGIUM	547988	261097	3179495	1525209	
318 DENMARK	778	914	778	914	
327 FRANCE	13060	5053	39827	16438	
335 GERMANY W	41916	24137	158286	91605	
344 ITALY	17767	7706	95229	41635	
347 JAPAN	11016	2913	56980	15664	
353 MOROCCO			601	997	
354 NETHRLNDS			5926	1908	
375 SWEDEN	89	50	3249	1769	
400 U STATES	18607	12566	145983	81187	
CARPET BRUSSELS WILTON SQUARES	934287	477094	5742542	2984976	
100 U KINGDOM	SQ FT 30970	14075	88993	48006	3304
306 BELGIUM	76086	35180	193616	84163	
318 DENMARK	3055	1107	3501	1494	
327 FRANCE	4578	2399	15870	10811	
335 GERMANY W	396	284	9101	6659	
344 ITALY	1017	763	9820	4863	
347 JAPAN	7200	1870	7200	1870	
359 NORWAY			356	124	
375 SWEDEN			154	50	
400 U STATES	11452	6753	41959	29256	
CARPETS INGRAIN IN ROLLS	134754	62431	370570	187296	
100 U KINGDOM	SQ FT 2307	795	16688	4979	3305
306 BELGIUM	2007	970	4496	2117	
400 U STATES	7712	10804	17923	23448	
CARPETS INGRAIN SQUARES	12026	12569	39107	30544	
100 U KINGDOM	SQ FT 1122	606	3233	1271	3306
215 INDIA	12170	2939	23339	5655	
231 HONG KONG	33110	10583	40931	13295	
306 BELGIUM	930	330	930	330	
344 ITALY	628	399	628	399	
347 JAPAN	14306	3197	133303	31994	
400 U STATES			693	561	
CARPETS ORIENTAL	62266	18054	203057	53505	
100 U KINGDOM	SQ FT 281	999	4302	5885	3307
215 INDIA	96798	89920	496768	477606	
216 PAKISTAN			60	62	
231 HONG KONG	276	888	514	1624	
313 CHINA			1392	4222	
318 DENMARK	135	120	264	226	
328 FR AFRICA	144	150	393	515	
342 IRAN			6364	15662	
343 IRAQ			366	290	
352 MEXICO			480	732	
353 MOROCCO			1277	2563	
354 NETHRLNDS	700	1543	2836	5109	
355 INDONESIA			260	343	
359 NORWAY			108	56	
379 TURKEY			296	998	
384 P RICO			285	556	
391 LEBANON			468	785	
400 U STATES	15893	6561	28209	22462	
CARPETS TAPESTRY IN ROLLS	114227	100181	544642	539696	
306 BELGIUM	SQ FT		864	552	3308
327 FRANCE	13317	6000	132429	56292	
335 GERMANY W	10634	7218	35506	24381	
CARPETS TAPESTRY SQUARES	23951	13218	168799	81225	
335 GERMANY W	SQ FT		2210	1354	3309
400 U STATES			708	207	
MATS HEARTH RUGS ANO RUNNERS			2918	1561	
100 U KINGDOM	SQ FT 921	373	23317	8544	3310
215 INDIA	239	53	239	53	
327 FRANCE			254	224	
335 GERMANY W			628	519	
347 JAPAN	2856	492	4575	921	

## IMPORTS INTO CANADA FOR CONSUMPTION

Articles and Countries from which Imported	MONTH OF MAY 1958		FIVE MONTHS ENDED MAY 1958		Class Number
	Quantities	Values (\$)	Quantities	Values (\$)	
400 U STATES	381	446	8137	4109	
GLOVES MITTS AND MITTENS WOOL	4397	1364	37150	14370	
100 U KINGDOM	OZ PR 60	610	176	2723	3320
231 HONG KONG	29426	77415	61740	162251	
327 FRANCE			5	53	
344 ITALY	1441	4318	3873	12432	
347 JAPAN	23085	79565	34954	115675	
359 NORWAY	12	65	12	65	
376 SWITZRLNO	125	1479	125	1479	
400 U STATES	610	2107	1450	6423	
	54759	165559	102335	301101	
SHAWLS WOOL KNITTED OR WOVEN	LB				3321
100 U KINGDOM	127	402	4784	18307	
306 BELGIUM	27	132	636	1900	
335 GERMANY W			59	406	
347 JAPAN			1160	4046	
400 U STATES			20	97	
	154	534	6659	24756	
SOCKS AND STOCKINGS WOOL	DZ PR				3322
100 U KINGDOM	4429	36835	68653	411394	
327 FRANCE			15	288	
335 GERMANY W			17	178	
354 NETHRLNDS			105	420	
359 NORWAY	78	544	113	836	
400 U STATES	55	311	360	2715	
	4562	37690	69263	415831	
UNDERWEAR WOOL KNITTED	LB				3323
100 U KINGDOM	799	4133	3383	12662	
335 GERMANY W			21	74	
376 SWITZRLND			137	1294	
400 U STATES	30	229	403	1776	
	829	4362	3944	15806	
CLTHNG WVN WOOL WOMENS CHLORNS	LB				3324
100 U KINGDOM	4801	33854	29869	280548	
215 INDIA	14	145	14	145	
231 HONG KONG	14	81	39	149	
305 AUSTRIA	65	636	398	4841	
306 BELGIUM	259	1192	1016	4946	
317 CZECHO S			1925	11059	
327 FRANCE	265	1695	1272	31017	
335 GERMANY W	562	3052	1239	8805	
344 ITALY	60	356	1497	8393	
347 JAPAN	2787	9673	6626	24974	
354 NETHRLNDS			16	147	
360 ISRAEL	18	78	144	1337	
372 SPAIN			4	65	
375 SWEDEN			196	5966	
376 SWITZRLND	1399	12810	4405	42264	
389 IRELAND			410	5071	
400 U STATES	2245	27111	14229	159345	
	12489	90683	63299	569072	
CLOTHING NOP WOVEN WOOL FABRIC	LB				3325
100 U KINGDOM	3409	25829	10113	77416	
231 HONG KONG	181	628	219	864	
234 AUSTRALIA			80	651	
305 AUSTRIA			11	74	
306 BELGIUM			3019	14186	
327 FRANCE			411	3372	
335 GERMANY W	13	56	3501	19521	
344 ITALY			4	58	
347 JAPAN			306	838	
354 NETHRLNDS	41	225	100	498	
360 ISRAEL			24	192	
375 SWEDEN	3	56	3	56	
376 SWITZRLND			22	232	
389 IRELAND			18	181	
400 U STATES	400	2257	6900	14295	
	4047	29051	24731	133134	
CLTHG WVN WOOL DUTER MENS BOYS	LB				3326
100 U KINGDOM	7966	76290	62957	428486	
231 HONG KONG			8	103	
327 FRANCE			125	565	
335 GERMANY W	119	979	3294	17807	
344 ITALY			316	2532	
347 JAPAN	93	218	4143	3726	
354 NETHRLNDS	242	973	395	1527	
375 SWEDEN			9	243	
376 SWITZRLNO	22	139	167	631	
400 U STATES	1915	11407	12250	47607	
	10357	90006	83664	503227	
CLTHG NOP WOOL KNIT INFTS CHLD	LB				3327
100 U KINGDOM	2129	13253	17339	89824	
305 AUSTRIA			5	55	
306 BELGIUM	425	3009	3484	21466	
318 DENMARK	8	50	8	50	
327 FRANCE			80	280	
335 GERMANY W	378	1831	817	4131	
344 ITALY			958	3352	
347 JAPAN	192	649	987	3898	
354 NETHRLNDS	76	265	646	1715	
372 SPAIN	23	92	970	6173	
376 SWITZRLND			36	301	
400 U STATES	60	376	1407	5159	
	3291	19525	26737	136404	



IMPORTS INTO CANADA FOR CONSUMPTION

Articles and Countries from which Imported	MONTH OF MAY 1958		FIVE MONTHS ENDED MAY 1958		Class Number
	Quantities	Values (\$)	Quantities	Values (\$)	
CLTHG NOP WOOL KNIT WOMNS GRLS	LB				3328
100 U KINGDOM	35668	290668	151194	1193775	
231 HONG KONG			44	651	
234 AUSTRALIA			30	250	
305 AUSTRIA	1545	18771	13942	161870	
306 BELGIUM	914	3494	1676	6701	
318 DENMARK	32	449	44	559	
326 FINLAND			47	334	
327 FRANCE	66	884	417	6037	
335 GERMANY W	1261	9511	4521	34674	
344 ITALY	4699	43878	15633	132110	
347 JAPAN	14	57	2773	10993	
354 NETHRLNDS	346	1032	346	1032	
359 NORWAY	191	1563	384	2479	
360 ISRAEL	38	388	86	1012	
375 SWEDEN			3	85	
376 SWITZRLND	366	3632	2696	26855	
389 IRELAND			41	337	
400 U STATES	1142	8695	9387	60398	
	46282	383022	203264	1640152	
CLTHG NOP WOOL KNIT MENS BOYS	LB				3329
100 U KINGDOM	7496	47735	26343	177840	
305 AUSTRIA	333	3762	463	4850	
306 BELGIUM			248	927	
326 FINLAND			88	598	
327 FRANCE	27	130	65	398	
335 GERMANY W	74	559	874	5298	
344 ITALY	667	4815	7072	20303	
347 JAPAN	17	69	3202	10270	
354 NETHRLNDS	144	417	162	499	
359 NORWAY	137	684	1306	3171	
376 SWITZRLND	275	2610	549	5221	
400 U STATES	301	2029	1180	7503	
	9471	62810	41552	236878	
BELTING OF CAMELS HAIR	LB				3341
100 U KINGDOM	565	1254	1058	2428	
	565	1254	1058	2428	
BLANKETS N O P WOOL	LB				3342
100 U KINGDOM	27721	35989	98095	145504	
305 AUSTRIA			56	106	
306 BELGIUM	309	576	2539	2614	
344 ITALY	166	403	1237	1804	
352 MEXICO			281	135	
354 NETHRLNDS	345	419	4496	4377	
359 NORWAY	90	107	90	107	
400 U STATES	3957	6589	37111	45476	
	32588	44083	143905	200123	
FELT PRESSED	LB				3343
100 U KINGDOM	932	2175	4044	8525	
335 GERMANY W	1608	2466	2850	4490	
400 U STATES	5386	5652	20314	24384	
	7926	10293	27208	37399	
RUGS RAILWAY STEAMER AND AUTO	LB				3344
100 U KINGDOM	7858	19746	20857	53811	
335 GERMANY W			159	730	
344 ITALY	37205	19065	149112	79307	
354 NETHRLNDS			42	54	
359 NORWAY	46	102	46	102	
400 U STATES	675	662	735	795	
	45784	39575	170951	134799	
WOOL MANUFACTURES N O P	LB				3345
100 U KINGDOM	980	4359	3573	13975	
306 BELGIUM			1320	2415	
318 DENMARK			45	146	
327 FRANCE			106	255	
335 GERMANY W	179	394	1190	2519	
344 ITALY	36	256	36	256	
347 JAPAN	60	71	526	778	
354 NETHRLNDS	32	69	171	322	
375 SWEDEN	30	97	30	97	
376 SWITZRLND			14	200	
400 U STATES	14125	24393	60805	129410	
	15442	29639	67816	150373	
YARN SYNTHETIC ACETATE SINGLES	LB				3360
100 U KINGDOM			7537	5174	
335 GERMANY W			18396	20115	
400 U STATES	299	361	16632	10741	
	299	361	42565	36030	
YARNS SYNTHETIC SINGLES N O P	LB				3361
100 U KINGDOM	3520	2392	44832	28999	
335 GERMANY W			5850	6728	
376 SWITZRLND			201	167	
400 U STATES	11473	11193	85545	88002	
	14993	13585	136428	123896	
YARNS THREADS SYNTHETIC N O P	LB				3362
100 U KINGDOM	4103	4781	15899	19638	
327 FRANCE	204	323	4569	10742	
335 GERMANY W	3142	5178	26171	51456	
344 ITALY	126	268	1508	1488	
347 JAPAN			600	334	
354 NETHRLNDS			12098	11550	
376 SWITZRLND	77	108	999	1007	
400 U STATES	192738	233904	603772	767173	
	200390	244562	665616	863388	

## IMPORTS INTO CANADA FOR CONSUMPTION

Articles and Countries from which Imported	MONTH OF MAY 1958		FIVE MONTHS ENDED MAY 1958		Class Number
	Quantities	Values (\$)	Quantities	Values (\$)	
YARN SYNTHETIC FOR PILE FABRIC	LB				3363
YARNS SYNTHETIC ACETATE TWIST	LB				3364
100 U KINGDOM	173	308	250	492	
400 U STATES	32299	33562	208062	198216	
	32472	33870	208312	198708	
STAPLE FIBRES SYNTHETIC	LB				3365
100 U KINGDOM	61851	24680	281014	105136	
305 AUSTRIA	56712	15558	229102	61729	
316 CUBA			182065	72615	
327 FRANCE			2238	2207	
335 GERMANY W	420	214	121829	48799	
344 ITALY			71941	20492	
400 U STATES	365456	266290	1517190	1030852	
	484439	306742	2405379	1341830	
TOPS OF SYNTHETIC FIBRES	LB				3366
100 U KINGDOM	19077	14399	34325	22236	
335 GERMANY W	21529	11187	206561	113207	
400 U STATES	20260	20403	122088	139600	
	60866	45989	362974	275043	
WASTE SHORT FIBRE SYNTHETIC	LB				3367
327 FRANCE			364	580	
400 U STATES	69566	43972	388536	174776	
	69566	43972	388900	175356	
YARNS FROM POLYAMIDES NYLON	LB				3368
100 U KINGDOM	144	371	2595	8064	
327 FRANCE			5663	14300	
335 GERMANY W	888	2091	1683	3872	
347 JAPAN	3400	2655	3400	2655	
400 U STATES	33887	100478	212118	664406	
	38319	105595	225459	693297	
YARN SYNTHETIC FOR TIRE FABRIC	LB				3369
316 CUBA	60348	31904	126848	67271	
400 U STATES	32716	19938	331465	196069	
	93064	51842	458313	263340	
KNITTED FABRIC SYNTHETIC FIBRE	LB				3371
100 U KINGDOM	499	1406	29607	45047	
327 FRANCE			164	708	
344 ITALY			15	103	
376 SWITZRLND	222	531	347	1024	
400 U STATES	50656	147606	178765	462690	
	51377	149543	208898	509572	
FABRICS SYNTHETIC FIBRE N O P	LB				3372
100 U KINGDOM	19219	36398	165894	273882	
231 HONG KONG	180	299	219	578	
305 AUSTRIA	327	462	8735	13049	
306 BELGIUM	1372	2439	8356	13111	
313 CHINA			16	118	
327 FRANCE	1797	10197	8194	41392	
335 GERMANY W	75198	115237	288312	492997	
344 ITALY	26659	33696	159385	218031	
347 JAPAN	10561	13295	112412	187035	
354 NETHRLNDS	24788	36338	73106	113280	
372 SPAIN			2913	7176	
375 SWEDEN	16	172	295	1364	
376 SWITZRLND	1723	8064	10689	38490	
400 U STATES	698247	1582445	3700493	8650781	
	860087	1839042	4539019	10051284	
RIBBONS OF SYNTHETIC FIBRES	LB				3373
100 U KINGDOM	1899	6565	8325	21024	
317 CZECHO S	316	615	2562	2016	
327 FRANCE	854	2666	5842	18935	
335 GERMANY W	86	465	2285	8564	
344 ITALY			14	215	
347 JAPAN	7094	6790	29782	25193	
376 SWITZRLND	2184	9875	7427	25764	
400 U STATES	42519	80331	163338	344663	
	54952	107307	219575	446374	
STOCKINGS NYLON WOMENS	DZ PR				3376
100 U KINGDOM	42212	181041	141678	639514	
305 AUSTRIA			115	770	
327 FRANCE			152	1278	
335 GERMANY W			351	2383	
344 ITALY			64	388	
347 JAPAN	500	1286	1950	5766	
354 NETHRLNDS			135	1125	
400 U STATES	16012	84303	56864	322182	
	58724	266630	201309	973413	
STOCKINGS SYNTHETIC MENS BOYS	DZ PR				3378
100 U KINGDOM	2265	9137	8376	47782	
327 FRANCE	146	1227	1213	8860	
335 GERMANY W			104	527	
344 ITALY			104	530	
376 SWITZRLND	37	323	426	3768	
400 U STATES	11607	45362	44305	174127	
	14055	56049	54528	235664	
STOCKINGS SYNTHETIC FIBRE NOP	DZ PR				3379
100 U KINGDOM	2744	8503	18095	45574	
305 AUSTRIA	100	619	110	681	
335 GERMANY W	97	668	443	2865	
354 NETHRLNDS			65	207	
400 U STATES	4123	15590	35369	133602	
	7064	25380	54082	182929	

IMPORTS INTO CANADA FOR CONSUMPTION

Articles and Countries from which Imported	MONTH OF MAY 1958		FIVE MONTHS ENDED MAY 1958		Class Number
	Quantities	Values (\$)	Quantities	Values (\$)	
GLOVES OF SYNTHETIC FIBRES	OZ PR				3380
100 U KINGDOM	78	1035	1427	16720	
231 HONG KONG	9399	33041	85128	283296	
232 MALTA			251	2192	
305 AUSTRIA	40	277	502	3231	
317 CZECHOS			5244	20743	
327 FRANCE	11	212	409	2619	
335 GERMANY W	1361	8169	14818	86435	
344 ITALY	3028	10821	10689	46333	
347 JAPAN	13910	24576	81967	233293	
400 U STATES	1939	11219	6845	64679	
	29766	89350	207280	759541	
CLOTHING NDP WOVEN SYNTH FIBRE	OZ				3383
100 U KINGDOM	19469	7113	83624	32233	
231 HONG KONG	43068	6804	335299	33845	
305 AUSTRIA	5955	3918	12974	7161	
306 BELGIUM	96	51	544	344	
318 DENMARK			452	187	
327 FRANCE	2292	1343	20764	15269	
335 GERMANY W	1865	1830	32485	15557	
344 ITALY	23082	4885	90568	46094	
347 JAPAN	3082564	191109	12243195	845958	
354 NETHRLNDS			256	102	
359 NORWAY	120	99	120	99	
360 ISRAEL	79283	37462	104843	45931	
372 SPAIN	160	130	480	667	
375 SWEDEN			952	283	
376 SWITZRLND	2960	1949	11249	7953	
400 U STATES	729978	220126	3254652	926443	
	3990892	476819	16192457	1978126	
DRESSES WVN SYNT WOMENS CHLDNS	NO				3384
100 U KINGDOM	111	1419	405	9577	
231 HONG KONG			3678	3415	
305 AUSTRIA			9	51	
306 BELGIUM			193	2468	
327 FRANCE	26	752	222	9403	
335 GERMANY W	7	109	43	366	
344 ITALY	2	98	7	413	
347 JAPAN			5640	2059	
352 MEXICO	360	1192	360	1192	
354 NETHRLNDS			18	242	
375 SWEDEN			46	925	
376 SWITZRLND	41	484	145	4556	
400 U STATES	20966	134934	106463	641868	
	21513	138988	117229	676535	
UNDERWEAR KNITTED SYNTHETIC	LB				3385
100 U KINGDOM	1472	5100	5854	18424	
335 GERMANY W			160	295	
347 JAPAN	770	614	1328	1822	
400 U STATES	3189	13325	16772	65966	
	5431	19039	24114	86507	
CLTHG SYNT FIB KNIT INFTS CHLD	LB				3386
100 U KINGDOM	313	996	1107	3449	
305 AUSTRIA			20	131	
306 BELGIUM	73	427	372	1486	
347 JAPAN	1100	1158	3640	3208	
400 U STATES	759	3035	5764	23210	
	2245	5616	10903	31484	
CLTHG SYNT FIB KNIT WOMNS GRLS	LB				3387
100 U KINGDOM	474	2594	2398	12959	
305 AUSTRIA	180	1304	1085	9091	
306 BELGIUM	37	703	49	842	
327 FRANCE	6	84	238	3408	
335 GERMANY W			43	383	
344 ITALY	135	798	176	1089	
347 JAPAN	101	670	377	1931	
354 NETHRLNDS	160	572	653	1957	
376 SWITZRLND	61	845	114	1659	
400 U STATES	11972	53012	69459	297340	
	13126	60582	74592	330659	
CLTHG SYNT FIB KNIT MENS BOYS	LB				3388
100 U KINGDOM	786	2012	6679	14853	
231 HONG KONG	372	201	372	201	
305 AUSTRIA	8	91	208	1780	
327 FRANCE			65	827	
344 ITALY			100	319	
347 JAPAN	3070	2040	35653	26175	
359 NORWAY			15	66	
376 SWITZRLND			123	2071	
400 U STATES	4525	13849	19919	69772	
	8761	18193	63134	116064	
CURTAINS OF SYNTHETIC FIBRE	OZ				3390
100 U KINGDOM	4320	656	23700	4765	
376 SWITZRLND			3488	998	
400 U STATES	689471	115339	2963386	513030	
	693791	115995	2990574	518793	
HANDKERCHIEFS SYNTHETIC FIBRE	OZ				3391
100 U KINGDOM			1385	215	
347 JAPAN	6576	269	40208	2267	
376 SWITZRLND	224	202	2368	2337	
400 U STATES	384	222	7568	2836	
	7184	693	51529	7655	
SYNTHETIC FIBRE MANUFACTRS NOP	OZ				3392
100 U KINGDOM	659991	34853	1582270	105579	

## IMPORTS INTO CANADA FOR CONSUMPTION

Articles and Countries from which Imported	MONTH OF MAY 1958		FIVE MONTHS ENDED MAY 1958		Class Number
	Quantities	Values (\$)	Quantities	Values (\$)	
231 HONG KONG			4261	260	
305 AUSTRIA	192	122	483	607	
306 BELGIUM	384	74	666	136	
327 FRANCE	6656	2095	80720	11329	
335 GERMANY W	15769	2309	125627	19709	
344 ITALY	80563	5224	926167	52364	
347 JAPAN	942629	50358	3623306	184512	
354 NETHRLNDS	4048	913	12472	1457	
375 SWEDEN	80	69	3078	1427	
376 SWITZRLND	6874	2300	35784	13177	
390 GERMANY E			189	159	
400 U STATES	2671407	321181	15918281	1762539	
	4388593	419498	22313304	2153255	
SYNTH FIBRE FOR ELEC APPARATUS	02				3393
100 U KINGDOM			19060	2233	
400 U STATES	32211	7488	313460	61329	
	32211	7488	332520	63632	
HAIR CLOTH					3401
100 U KINGDOM		7218		30672	
400 U STATES		328		3127	
		7546		33799	
KAPOK					3411
	CWT				
215 INDIA			128	2223	
355 INDONESIA			220	6243	
371 THAILAND			446	9842	
400 U STATES	217	7183	1082	34841	
	217	7183	1876	53149	
MANILA FIBRE					3412
	CWT				
337 GUATEMALA			1353	31954	
364 PHIL	2660	43831	11220	217878	
400 U STATES	2167	48222	4711	108689	
	4827	92053	17284	358521	
SISAL ISTLE TAMPICO FIBRE					3413
	CWT				
203 B E AFR	2903	21736	12804	108541	
309 BRAZIL	5841	43438	68215	505451	
320 DOM REP			1281	10073	
338 HAITI	7793	54780	53895	387054	
352 MEXICO	2044	16187	19878	154662	
394 PORT E AF	1119	7909	1119	7909	
400 U STATES	25702	204073	136172	1110936	
	45402	348123	293364	2284626	
VEGETABLE FIBRE N O P					3414
	CWT				
100 U KINGDOM	112	2329	184	4577	
215 INDIA	93	662	93	662	
221 B GUIANA			18	130	
352 MEXICO	405	2346	405	2346	
353 MOROCCO			225	1265	
400 U STATES	1205	13822	2239	28025	
	1815	19159	3164	37005	
BALER TWINE					3420
	CWT				
100 U KINGDOM	6977	94802	20442	285533	
306 BELGIUM	4930	61410	5770	71826	
316 CUBA	3800	46579	3800	46579	
318 DENMARK	12989	173904	15502	206359	
352 MEXICO	3040	30988	4180	43477	
354 NETHRLNDS	8696	110082	10244	129729	
366 PORTUGAL	2790	33186	2807	33418	
400 U STATES	16	201	21	285	
	43238	551152	62766	817206	
GRASSES SEAWEED MOSSES BAGASSE					3421
100 U KINGDOM		5606		28585	
231 HONG KONG		150		1799	
318 DENMARK				1504	
335 GERMANY W				122	
344 ITALY		451		451	
347 JAPAN		2564		7391	
354 NETHRLNDS				1722	
359 NORWAY		696		696	
383 HAWAII				147	
400 U STATES		18264		55577	
		27731		97994	
BINDER TWINE					3422
	CWT				
100 U KINGDOM	858	12059	968	13641	
306 BELGIUM	1250	15200	1538	18650	
318 DENMARK	5576	73231	5951	78255	
354 NETHRLNDS	2991	38393	3540	46731	
366 PORTUGAL	825	10002	1235	14850	
	11500	148885	13232	172127	
COIR AND COIR YARN					3423
	CWT				
100 U KINGDOM			57	855	
215 INDIA			2050	18968	
400 U STATES			35	463	
			2142	20286	
MATS RUGS N O P OF COCOA FIBRE					3424
	SQ YD				
100 U KINGDOM			2405	2270	
203 B E AFR			716	476	
215 INDIA	16740	8345	48385	24676	
335 GERMANY W			122	205	
354 NETHRLNDS	2068	2003	4595	4421	
	18808	10348	56223	32048	
STRAW OR PAPER CARPETING RUGS					3425
223 BARBADOS				70	
231 HONG KONG		2242		7334	
347 JAPAN		1268		19988	
383 HAWAII		146		235	
400 U STATES		4023		12307	
		7679		39934	

IMPORTS INTO CANADA FOR CONSUMPTION

Articles and Countries from which Imported	MONTH OF MAY 1958		FIVE MONTHS ENDED MAY 1958		Class Number
	Quantities	Values (\$)	Quantities	Values (\$)	
VEGETABLE FIBRES FOR BRUSHES	CWT				3428
100 U KINGDOM	204	3321	600	25542	
15 INDIA			180	898	
04 ARGENTINA			10	2153	
06 BELGIUM	66	773	466	6317	
52 MEXICO	113	5529	1755	91636	
54 NETHRLNDS	376	4263	583	7228	
00 U STATES	218	16072	1704	90554	
	977	29958	5298	224328	
MATS CUT PILE OF COCOA FIBRE	SQ FT				
215 INDIA	73704	13119	230599	38550	
354 NETHRLNDS			1483	625	
	73704	13119	232082	39175	
WASTE FOR FURTHER PREPARATION	CWT				3451
100 U KINGDOM	2129	40099	6813	169913	
15 INDIA	796	12197	796	12197	
16 PAKISTAN			900	3806	
31 HONG KONG			224	976	
36 NEW ZEAL			16	899	
06 BELGIUM	820	5014	3857	27688	
35 GERMANY W	227	1785	227	1785	
38 HAITI			1576	10987	
44 ITALY			20	442	
52 MEXICO	552	3108	552	3108	
54 NETHRLNDS	320	2422	2207	10041	
00 U STATES	43477	348486	176154	1461417	
	48321	413111	193342	1703259	
WASTE FOR RIPPING RAGS N O P	CWT				3452
100 U KINGDOM	465	6901	1564	29600	
34 AUSTRALIA			10	50	
06 BELGIUM	321	5546	1743	22973	
35 GERMANY W			26	388	
47 JAPAN			300	4562	
54 NETHRLNDS	484	7007	1111	12729	
75 SWEDEN			157	2268	
89 IRELAND			43	194	
00 U STATES	26283	222662	120611	1005805	
	27553	242116	125565	1078569	
WASTE GARMENTED READY FOR USE	LB				3453
100 U KINGDOM	7500	983	18836	2948	
27 FRANCE			4550	4819	
47 JAPAN	36000	3194	104217	10374	
00 U STATES	134991	22049	718710	100528	
	178491	26226	846313	118739	
BATTS BATTING WADDING N O P	LB				3454
100 U KINGDOM			310	133	
00 U STATES	52248	23592	170952	72219	
	52248	23592	171262	72352	
FISH NETS NETTINGS COMMERCIAL	LB				3460
100 U KINGDOM	56388	93008	351912	528817	
18 DENMARK	1146	7015	3760	17330	
35 GERMANY W			726	1172	
47 JAPAN	57825	99285	210429	335653	
54 NETHRLNDS	8618	20651	39142	52368	
59 NORWAY			558	936	
00 U STATES	12153	21096	44726	80672	
	136130	241055	651253	1016948	
FISHING LINES COMMERCIAL	LB				3461
100 U KINGDOM	61839	38938	221076	159745	
18 DENMARK			200	104	
35 GERMANY W			3216	9406	
47 JAPAN	1307	1592	16579	17099	
54 NETHRLNDS	1496	450	15517	5293	
59 NORWAY			11080	7431	
89 IRELAND			2725	791	
00 U STATES	23033	26876	141296	169883	
	87675	67856	411689	369752	
CORDAGE MANILA OVER 1 IN CIRC	LB				3463
100 U KINGDOM	175979	46763	668051	178972	
18 DENMARK	10000	1570	24281	5032	
52 MEXICO			34949	5370	
64 PHIL			45000	9534	
66 PORTUGAL			14431	2002	
89 IRELAND			6685	1582	
00 U STATES	7999	2846	12603	4894	
	193978	51179	806000	207386	
CORDAGE COMMERCIAL FISH NET	LB				3464
100 U KINGDOM	61686	15043	479499	121099	
06 BELGIUM			99338	23120	
18 DENMARK	2009	544	171868	40435	
35 GERMANY W			30811	8896	
47 JAPAN	4200	7160	16375	25232	
52 MEXICO			35204	5409	
54 NETHRLNDS			192265	38715	
64 PHIL			27791	5634	
89 IRELAND			44397	12269	
00 U STATES	144	84	13372	17876	
	68039	22831	1110920	298685	
CORDAGE OVER 1 INCH NOP	LB				3465
100 U KINGDOM	29669	6021	181044	43122	
220 BERMUDA			4000	153	
54 NETHRLNDS			9480	1535	
00 U STATES	11964	3947	83437	15510	
	41633	9968	277961	60320	
COTTON FABRIC RUBBERIZED	LB				3472
100 U KINGDOM	4984	3594	7140	5323	

## IMPORTS INTO CANADA FOR CONSUMPTION

Articles and Countries from which Imported	MONTH OF MAY 1958		FIVE MONTHS ENDED MAY 1958		Class Number
	Quantities	Values (\$)	Quantities	Values (\$)	
335 GERMANY W			2339	3100	
354 NETHRLNDS			180	167	
400 U STATES	54138	38465	286456	197715	
	59122	42059	296115	206305	
COTTON WINDOW SHADE CLOTH	LB				3473
100 U KINGDOM	1702	1504	4080	3280	
400 U STATES	2538	3634	6656	10542	
	4240	5138	10736	13822	
COTTON FABRICS COATED N O P	LB				3474
100 U KINGDOM	19127	24908	152415	155294	
306 BELGIUM	330	708	582	1336	
327 FRANCE	2995	3349	4255	4343	
335 GERMANY W	3218	2879	27721	23152	
347 JAPAN			4342	2427	
354 NETHRLNDS	187	216	1244	1384	
376 SWITZRLND			276	819	
400 U STATES	403279	385401	2151529	2079160	
	429136	417461	2342364	2267919	
ARTISTS CANVAS COATED PREPARED					3475
100 U KINGDOM				448	
306 BELGIUM		73		275	
327 FRANCE				201	
354 NETHRLNDS				231	
400 U STATES		201		5248	
		274		6403	
CANVAS FLAX FOR TENTS AWNINGS	LB				3476
100 U KINGDOM	5200	3221	30320	18355	
327 FRANCE			860	436	
400 U STATES	300	631	360	730	
	5500	3852	31540	19521	
FABRICS JUTE COATED	LB				3478
100 U KINGDOM	1774	535	2442	787	
400 U STATES	25505	7208	68935	18551	
	27279	7743	71377	19338	
FABRICS VEG FIBRE COATED	LB				3479
100 U KINGDOM	23565	9613	100928	53965	
306 BELGIUM	50	56	50	56	
327 FRANCE			194	127	
347 JAPAN	144503	22363	283808	45089	
400 U STATES	33189	41673	187173	196376	
	201307	73705	572153	295613	
FABRICS FOR BRATTICE CLOTH	LB				3480
100 U KINGDOM			283833	38698	
400 U STATES	635	113	6859	1657	
	635	113	290692	40355	
FABRICS SILK COATED	LB				3481
400 U STATES	1021	5599	3879	20300	
	1021	5599	3879	20300	
FABRICS WOOL COATED	LB				3482
305 AUSTRIA			128	238	
306 BELGIUM			2407	5089	
335 GERMANY W	2231	4745	23140	42292	
400 U STATES	3032	4643	26935	28331	
	5263	9388	52610	75950	
FABRICS SYNTHETIC FIBRE COATED	LB				3484
100 U KINGDOM	2406	2176	15644	11722	
306 BELGIUM	45704	47022	181277	191061	
335 GERMANY W			83	163	
347 JAPAN			2515	564	
400 U STATES	209729	313346	993456	1472955	
	257839	362544	1192975	1676465	
OILCLOTH FLOOR LINOLEUM	LB				3485
100 U KINGDOM	3689769	491971	14358037	1883625	
400 U STATES	1328923	249972	4812777	888390	
	5018692	741943	19170814	2772015	
OILCLOTH CARRIAGE SHELF TABLE	LB				3486
100 U KINGDOM	833	617	16460	12368	
400 U STATES	15222	9499	73816	47776	
	16055	10116	90276	60144	
TYPEWRITER RIBBONS	LB				3487
100 U KINGDOM	1035	1575	3587	7913	
305 AUSTRIA	772	3077	1985	5417	
327 FRANCE			280	440	
400 U STATES	382	4260	1830	16616	
	2189	8912	7682	30386	
FABRICS COTTON TO COVER RUBBER	LB				3488
100 U KINGDOM	6325	8156	24284	34132	
400 U STATES	2243	3191	6649	9440	
	8568	11347	30933	43572	
CORD TIRE FABRICS SYNTH FIBRE	LB				3489
400 U STATES	46915	76216	236992	230200	
	46915	76216	236992	230200	
LACE EMBROIDERIES BOBBINET NOP	LB				3501
100 U KINGDOM	2544	17338	15570	88680	
215 INDIA	30	176	463	1016	
231 HONG KONG	80	98	345	1574	
305 AUSTRIA	51	321	677	5426	
306 BELGIUM			46	633	
327 FRANCE	3677	39522	22244	218586	
335 GERMANY W	259	1227	953	4203	
340 HUNGARY	2	294	2	294	
344 ITALY	176	295	296	1006	
347 JAPAN	1783	4537	21489	25650	
354 NETHRLNDS	231	347	315	779	
367 AZORES	19	75	144	695	
376 SWITZRLND	32	1432	1498	18213	

IMPORTS INTO CANADA FOR CONSUMPTION

Articles and Countries from which Imported	MONTH OF MAY 1958		FIVE MONTHS ENDED MAY 1958		Class Number
	Quantities	Values (\$)	Quantities	Values (\$)	
400 U STATES	42825	179073	189271	784514	
CORSETS GIROLES BRASSIERES	51709	244735	253313	1151269	
100 U KINGDOM		62		621	3510
231 HONG KONG		464		4070	
327 FRANCE				162	
335 GERMANY W				915	
347 JAPAN		15027		67122	
354 NETHRLNDS				100	
400 U STATES		91291		426455	
		106844		499445	
BRACES OR SUSPENDERS AND PARTS					
100 U KINGDOM		380		4443	3511
327 FRANCE		106		293	
335 GERMANY W		3599		25343	
400 U STATES		3793		16523	
		7878		46602	
CHURCH VESTMENTS ANY MATERIAL					
100 U KINGDOM		1890		10495	3512
306 BELGIUM		85		2247	
327 FRANCE		8427		44504	
335 GERMANY W		423		423	
344 ITALY		1343		1493	
347 JAPAN		87		185	
360 ISRAEL				75	
376 SWITZRLND		164		523	
390 GERMANY E				420	
400 U STATES		5864		24705	
		18283		85070	
GARMENTS KNITTED N O P	LB				
100 U KINGDOM	56	915	273	3585	3514
335 GERMANY W			1727	3076	
344 ITALY			57	668	
347 JAPAN			2050	1779	
400 U STATES	49	281	775	3205	
	105	1196	4882	12313	
GLOVES MITTS AND MITTENS N O P	DZ PR				
100 U KINGDOM	293	1425	670	4210	3515
231 HONG KONG			5	145	
327 FRANCE	33	675	48	1035	
335 GERMANY W			95	441	
344 ITALY			362	825	
347 JAPAN	4511	9266	6339	12658	
400 U STATES	2743	8237	10751	49831	
	7580	19603	18270	69145	
BERETS OF WOOL KNITTED FULLEO	00Z				
100 U KINGDOM	167	1063	3547	17588	3516
327 FRANCE	345	993	1554	4909	
344 ITALY	6	74	6	74	
400 U STATES	15	101	23	167	
	533	2231	5130	22738	
CAPS BONNETS BERETS N O P	00Z				
100 U KINGDOM	2973	15886	15759	77840	3517
231 HONG KONG	42	167	242	728	
305 AUSTRIA			3	58	
306 BELGIUM			53	238	
318 DENMARK			74	292	
327 FRANCE	50	568	768	3551	
335 GERMANY W	1527	4549	4624	13023	
344 ITALY	160	1314	368	3132	
347 JAPAN	5985	4894	117154	122524	
359 NORWAY			45	431	
376 SWITZRLND	58	264	107	1054	
400 U STATES	7627	21482	59135	167428	
	18422	49124	198332	390299	
HATS OF FUR FELT MENS	00Z				
100 U KINGDOM	17	876	583	27900	3518
305 AUSTRIA			8	553	
306 BELGIUM			13	646	
344 ITALY	18	1424	135	10441	
400 U STATES	38	2372	104	5800	
	73	4672	843	45340	
HATS OF WOOL FELT	00Z				
100 U KINGDOM	60	902	194	2854	3519
231 HONG KONG			1000	3489	
305 AUSTRIA			3	176	
306 BELGIUM	18	243	18	243	
335 GERMANY W			10	185	
400 U STATES	66	1167	273	5288	
	144	2312	1498	12235	
HATS OF FUR FELT WOMENS	00Z				
100 U KINGDOM	28	860	74	2563	3520
305 AUSTRIA	3	174	4	236	
318 DENMARK			2	98	
327 FRANCE	102	3817	173	6837	
344 ITALY	6	239	19	841	
354 NETHRLNDS	9	272	9	272	
376 SWITZRLND	29	1382	30	1461	
400 U STATES	50	2411	111	4822	
	227	9155	422	17130	
HATS N O P	00Z				
100 U KINGDOM	98	3401	547	15630	3521
224 JAMAICA	6	95	6	95	
231 HONG KONG	116	554	371	1225	
305 AUSTRIA	2	68	16	928	
306 BELGIUM	4	83	4	83	

## IMPORTS INTO CANADA FOR CONSUMPTION

Articles and Countries from which Imported	MONTH OF MAY 1958		FIVE MONTHS ENDED MAY 1958		Class Number
	Quantities	Values (\$)	Quantities	Values (\$)	
318 DENMARK	7	204	11	287	
327 FRANCE	650	17208	1180	34799	
335 GERMANY W	187	6254	366	10642	
344 ITALY	1026	8182	1777	16111	
347 JAPAN			802	2090	
352 MEXICO	667	698	1042	981	
354 NETHRLNDS			7	630	
359 NORWAY			21	252	
372 SPAIN	20	114	20	114	
376 SWITZRLND	32	943	539	13271	
390 GERMANY E	31	632	56	1256	
400 U STATES	7715	127114	39137	755915	
	10561	165550	45902	854309	
FIREMENS AND OTHER HELMETS					3522
100 U KINGDOM		177		3390	
335 GERMANY W		3158		4703	
354 NETHRLNDS				316	
400 U STATES		23725		156065	
		27060		164474	
KNITTED GOODS N O P	LB				3524
100 U KINGDOM	35	62	3122	5924	
231 HONG KONG	240	589	240	589	
335 GERMANY W			91	360	
344 ITALY			132	429	
347 JAPAN	237	485	7650	6824	
376 SWITZRLND	20	96	20	96	
400 U STATES	26425	44824	149468	268638	
	27027	46056	160723	282860	
CHEVILLE YARNS AND CORDS	LB				3548
400 U STATES	90	145	4679	4518	
	90	145	4679	4518	
USED BAGS OF VEGETABLE FIBRE					3550
100 U KINGDOM				426	
400 U STATES		12028		21541	
		12028		21967	
BELTING N O P	LB				3551
100 U KINGDOM	4751	3322	8515	13463	
400 U STATES	8830	11045	31118	51291	
	13581	14367	39633	64754	
BLANKETS FOR PRINTING PRESSES					3552
100 U KINGDOM		6637		31444	
335 GERMANY W		736		1089	
384 P RICO				3560	
400 U STATES		30843		196202	
		38216		232295	
BRAIDS CORDS FRINGES NOP					3553
100 U KINGDOM		1920		9816	
317 CZECHO S				754	
327 FRANCE		1097		3173	
335 GERMANY W		2734		8038	
344 ITALY		468		468	
347 JAPAN				2502	
354 NETHRLNDS				372	
375 SWEDEN				314	
376 SWITZRLND		508		3470	
400 U STATES		81402		324381	
		88129		353288	
CARPETS N O P	SQ FT				3554
100 U KINGDOM	91146	12165	424147	62367	
215 INDIA	100	50	100	50	
234 AUSTRALIA	240	80	240	80	
306 BELGIUM	48479	8862	373846	70270	
318 DENMARK	484	436	953	723	
335 GERMANY W	270	162	986	390	
344 ITALY	718	176	38304	8667	
347 JAPAN	18434	3099	219143	30027	
354 NETHRLNDS	2242	678	9112	2872	
375 SWEDEN			2895	1482	
400 U STATES	185145	84818	658563	297499	
	347258	110526	1728289	474427	
CURTAINS N O P					3557
100 U KINGDOM		590		2017	
375 SWEDEN				670	
400 U STATES		3271		25066	
		3861		27753	
HAT BRAIDS NOT OVER 6 INCHES					3559
100 U KINGDOM				73	
327 FRANCE				54	
335 GERMANY W				116	
344 ITALY		1220		3511	
376 SWITZRLND		5487		133028	
400 U STATES		915		22262	
		7622		159044	
HAT SWEATS CAP PEAKS AND BANDS					3560
100 U KINGDOM		452		1731	
306 BELGIUM		475		475	
335 GERMANY W				4074	
347 JAPAN				5306	
400 U STATES		40361		220481	
		41288		232067	
HOODS AND SHAPES OF FUR FELT	DOZ				3561
100 U KINGDOM	540	13782	714	18304	
305 AUSTRIA			670	12078	
317 CZECHO S	2590	37638	4570	72396	
327 FRANCE	445	4934	1238	14385	
344 ITALY	1763	19427	3100	35534	



IMPORTS INTO CANADA FOR CONSUMPTION

Articles and Countries from which Imported	MONTH OF MAY 1958		FIVE MONTHS ENDED MAY 1958		Class Number
	Quantities	Values (\$)	Quantities	Values (\$)	
400 U STATES	95	2040	607	12721	
HOODS AND SHAPES OF WOOL FELT	5433	77821	10899	165418	3562
HOODS AND SHAPES KNITTED					3563
231 HONG KONG	17	165	1042	11297	
305 AUSTRIA			115	1197	
313 CHINA			100	463	
317 CZECHOS			6	149	
321 ECUADOR			50	798	
344 ITALY	400	1126	1623	6465	
347 JAPAN	100	366	3040	11225	
352 MEXICO			864	680	
376 SWITZRLND	10	147	2412	39404	
393 TAIWAN			800	5015	
400 U STATES	668	5920	12036	122880	
	1195	7724	22088	199573	
HOODS AND SHAPES N O P					3564
327 FRANCE			58	2490	
344 ITALY	5	86	30	308	
352 MEXICO			204	143	
376 SWITZRLND	55	981	823	11042	
400 U STATES	682	8459	4787	47588	
	749	9526	5902	61571	
SURGICAL DRESSINGS					3566
100 U KINGDOM		22944		169267	
335 GERMANY W		7136		17846	
400 U STATES		87233		293231	
		117313		480344	
ELASTIC WEBBING WOVEN FOR MFRS					3567
100 U KINGDOM			2191	3442	
335 GERMANY W	945	2280	4924	12320	
344 ITALY	81	363	756	1927	
347 JAPAN			2177	1870	
354 NETHRLNDS			647	1380	
400 U STATES	6351	19132	39667	87602	
	7377	21775	50362	108541	
ELASTIC WEBBING WOVEN N O P					3568
100 U KINGDOM	549	946	3271	6504	
335 GERMANY W	287	481	463	1095	
344 ITALY	1212	2205	7485	13334	
347 JAPAN	13487	10434	33978	23891	
354 NETHRLNDS	53	129	748	1544	
400 U STATES	22211	36877	80895	155145	
	37799	51072	126840	201513	
WINDOW SHADES ON ROLLERS N O P					3569
400 U STATES		4656		12896	
		4656		12896	
CORDED RIBBONS FOR MENS HATS					3570
100 U KINGDOM			4	60	
400 U STATES	2232	11060	13341	67961	
	2232	11060	13345	68021	
FABRICS FOR CARO CLOTHING					3572
100 U KINGDOM	447	525	447	525	
335 GERMANY W	644	1766	644	1766	
400 U STATES			518	1072	
	1091	2291	1609	3363	
FIBRE OR TEXTILE PRODUCTS N O P					3573
100 U KINGDOM				5823	
338 HAITI				1042	
344 ITALY		570		3099	
400 U STATES		10115		52578	
		10685		62542	
BRAIDED CORD 1 IN CIRC OR LESS					3574
100 U KINGDOM	828	625	1277	1166	
400 U STATES	7382	5350	24016	18421	
	8210	5975	25293	19587	
ELASTIC WEBBING BRAIDED					3576
100 U KINGDOM	1110	1818	1316	2166	
335 GERMANY W			726	1408	
344 ITALY			330	689	
347 JAPAN	29314	21789	171841	106549	
354 NETHRLNDS	290	623	480	1064	
400 U STATES	3433	7519	26505	57324	
	34147	31749	201198	169200	

## IMPORTS INTO CANADA FOR CONSUMPTION

Articles and Countries from which Imported	MONTH OF MAY 1958		FIVE MONTHS ENDED MAY 1958		Class Number
	Quantities	Values (\$)	Quantities	Values (\$)	
<u>GROUP 4</u>					
<u>WOOD WOOD PRODUCTS AND PAPER</u>					
CANE REED OR RATTAN					4002
215 INDIA		2584		2908	
231 HONG KONG		945		2866	
335 GERMANY W		3057		3772	
347 JAPAN		203		294	
364 PHIL		3220		3220	
400 U STATES		1955		5095	
		11964		18155	
OSIERS WILLOWS AND BAMBOOS					4003
215 INDIA				146	
304 ARGENTINA				1648	
311 BURMA				396	
347 JAPAN		343		4042	
354 NETHRLNDS				96	
400 U STATES		157		3409	
		500		9737	
CORKWOOD UNMANUFACTURED					4011
366 PORTUGAL		1999		7113	
372 SPAIN		437		437	
400 U STATES				588	
		2436		8138	
FENCE POSTS	NO				4021
400 U STATES	28681	8437	60861	15814	
	28681	8437	60861	15814	
HICKORY BILLETS					4022
400 U STATES		9576		39391	
		9576		39391	
POLES TELEGRAPH AND PILING	NO				4024
400 U STATES	6383	141766	19146	504780	
	6383	141766	19146	504780	
RAILWAY TIES	NO				4025
400 U STATES	32834	88380	67041	191342	
	32834	88380	67041	191342	
LOGS ROUND UNMANUFACTURED NOP	M FT				4026
400 U STATES	1248	68666	57865	2791553	
	1248	68666	57865	2791553	
HANDLE SHINGLE BOLTS FELDES					4032
400 U STATES				3288	
				3288	
HUB LAST WAGON OAR GUN BLOCKS					4033
344 ITALY		146		558	
400 U STATES		51901		223931	
		52047		224489	
TEAK AMARANTH TROPICAL WOODS					4041
100 U KINGDOM				2604	
210 GHANA		10210		29830	
218 MALAYA				548	
221 B GUIANA				5791	
231 HONG KONG				1310	
234 AUSTRALIA				12945	
309 BRAZIL				178	
314 COLOMBIA		6581		7475	
318 DENMARK		320		320	
321 ECUADOR		774		2031	
328 FR AFRICA		8228		10019	
337 GUATEMALA				6145	
339 HONDURAS		719		719	
347 JAPAN		1703		4838	
364 PHIL		7515		15070	
371 THAILAND		3552		26481	
400 U STATES		17071		76193	
		56673		202497	
ASH WHITE	M FT				4042
400 U STATES	122	19160	425	63233	
	122	19160	425	63233	
CEDAR	M FT				4043
358 NICARAGUA			2	795	
400 U STATES	390	45938	1385	170782	
	390	45938	1387	171577	
FIR	M FT				4045
400 U STATES	3767	285997	18532	1475668	
	3767	285997	18532	1475668	
GUMWOOD	M FT				4046
400 U STATES	22	2869	152	23102	
	22	2869	152	23102	
HEMLOCK	M FT				4047
400 U STATES	699	45154	1852	114949	
	699	45154	1852	114949	
HICKORY	M FT				4048
400 U STATES			39	8656	
			39	8656	
MAHOGANY	M FT				4049
210 GHANA	27	5067	148	29027	
211 NIGERIA			25	5514	
222 B HOND	39	11288	169	50648	
314 COLOMBIA			46	6585	
328 FR AFRICA	79	16250	79	16250	
337 GUATEMALA	5	1241	5	1241	
347 JAPAN	184	26840	1218	177832	

IMPORTS INTO CANADA FOR CONSUMPTION

Articles and Countries from which Imported	MONTH OF MAY 1958		FIVE MONTHS ENDED MAY 1958		Class Number
	Quantities	Values (\$)	Quantities	Values (\$)	
358 NICARAGUA			1	168	
361 PANAMA			4	1006	
364 PHIL	42	7844	295	53457	
400 U STATES	133	32392	524	133788	
	509	100922	2514	475516	
OAK	M FT				4050
347 JAPAN			45	7968	
400 U STATES	4410	554558	18894	2458217	
	4410	554558	18939	2466185	
PINE SOUTHERN YELLOW OR PITCH	M FT				4051
400 U STATES	278	43971	1059	170139	
	278	43971	1059	170139	
PINE WHITE OR OTHER N O P	M FT				4052
309 BRAZIL	520	63770	630	75997	
400 U STATES	2412	207691	8963	812757	
	2932	271461	9593	888754	
POPLAR	M FT				4053
400 U STATES	414	53077	1301	169698	
	414	53077	1301	169698	
REDWOOD	M FT				4054
400 U STATES	682	116465	1255	235977	
	682	116465	1255	235977	
WALNUT	M FT				4055
210 GHANA	1	213	1	213	
400 U STATES	252	75815	1210	350271	
	253	76028	1211	350484	
LUMBER AND TIMBER HARDWOOD NOP	M FT				4056
347 JAPAN			32	6810	
400 U STATES	1927	173019	8219	739961	
	1927	173019	8251	746771	
LUMBER AND TIMBER N O P	M FT				4057
381 ALASKA	1	85	9	546	
400 U STATES	368	18882	1727	109005	
	369	18967	1736	109551	
HARDWOOD FLOORING	M FT				4058
400 U STATES	2018	249695	8886	1101255	
	2018	249695	8886	1101255	
FINE PONDEROSA AND SUGAR	M FT				4059
400 U STATES	5247	530874	19408	1958937	
	5247	530874	19408	1958937	
LATHS	M				4071
400 U STATES			6	138	
			6	138	
PLYWOOD GLUED OR CEMENTED	SQ FT				4073
100 U KINGDOM	65920	11042	65920	11042	
211 NIGERIA	42366	3944	42366	3944	
306 BELGIUM	6783	407	6783	407	
318 DENMARK			6256	774	
326 FINLAND	103232	6791	479494	38766	
327 FRANCE	30580	2260	254268	20244	
335 GERMANY W	84999	12968	265873	37290	
347 JAPAN	4656452	302232	15380036	1038621	
360 ISRAEL			64739	5032	
366 PORTUGAL	15360	1521	15360	1521	
371 THAILAND			6400	900	
375 SWEDEN	2560	134	34685	2139	
388 YUGO SLAV			9615	478	
393 TAIWAN			12729	725	
400 U STATES	329985	36557	1636490	189323	
	5338237	377856	18281014	1351206	
SHINGLES OF WOOD	RF SQ				4074
400 U STATES	1739	14692	8602	61109	
	1739	14692	8602	61109	
VENEERS OF ROSEWOOD ETC					4075
100 U KINGDOM				304	
327 FRANCE		9545		19818	
335 GERMANY W		4072		4072	
347 JAPAN		4159		10386	
354 NETHRLNDS				1505	
364 PHIL		7313		9501	
400 U STATES		17941		92033	
		43030		137619	
VENEERS OF WOOD N O P					4076
100 U KINGDOM				202	
307 BEL CONGO		16182		59208	
318 DENMARK		2429		4975	
327 FRANCE		447		867	
335 GERMANY W				4322	
371 THAILAND				580	
400 U STATES		152523		603793	
		171581		673947	
VENEERS OF WOOD TAPED JOINTED					4077
400 U STATES		6828		35077	
		6828		35077	
VENEERS AUSTRALIAN BLACKWOOD					4078
400 U STATES		466		28771	
		466		28771	
PLYWOOD FACED WITH METAL					4079
335 GERMANY W				14244	
400 U STATES		336		3573	
		336		17817	
FUELWOOD	CORD				4082
400 U STATES	17	140	295	2317	
	17	140	295	2317	
PULPWOOD	CORD				4083
400 U STATES	2917	75488	91520	1703268	
	2917	75488	91520	1703268	

## IMPORTS INTO CANADA FOR CONSUMPTION

Articles and Countries from which Imported	MONTH OF MAY 1958		FIVE MONTHS ENDED MAY 1958		Class Number	
	Quantities	Values (\$)	Quantities	Values (\$)		
SAWDUST AND WOOD FLOUR 400 U STATES		17281		104884	4084	
BARRELS EMPTY	NO	17281		104884	4091	
327 FRANCE 400 U STATES		76059	15	460		
	26571	76059	122501	338076		
STAVES OAK SAWN SPLIT OR CUT 400 U STATES	M	82089	954	368575	4094	
	168	82089	954	368575		
STAVES N O P	M				4097	
100 U KINGDOM 400 U STATES		1163	132	3568		
	55	3012	452	21303		
	93	4175	584	24871		
HOOPS HEADS AND LINERS OF WOOD 100 U KINGDOM 400 U STATES		1055		3106	4099	
		43876		109592		
		44931		112698		
CORK SLABS BOARDS TILES N O P 100 U KINGDOM 318 DENMARK 335 GERMANY W 366 PORTUGAL 372 SPAIN 400 U STATES		1197 3959 7256 33683 16926 63021		5096 18924 158 35171 105877 62867 228093	4101	
CORKS THREE FOURTHS IN OR LESS 366 PORTUGAL 372 SPAIN 400 U STATES	LB	186 273 182 641	211 329 332 872	296 972 299 1567	367 1161 507 2035	4102
CORKS OVER THREE FOURTHS INCH 366 PORTUGAL 372 SPAIN 400 U STATES	LB	4449	5096	38443 7066 4229 49738	54973 14214 7737 76924	4103
CORK SLABS BOARDS FOR MFRS 366 PORTUGAL 372 SPAIN 400 U STATES						4104
		110361 54801 80693 245855		320000 191438 452038 963476		
MANUFACTURES OF CORKWOOD N O P 100 U KINGDOM 335 GERMANY W 354 NETHRLNOS 366 PORTUGAL 372 SPAIN 400 U STATES		8459 2157 40256 3507 8428 62807		46262 56 2157 171994 7986 47202 275657	4105	
BILLETS OF WOOD FOR BATS 400 U STATES		12304		55460	4112	
GUN STOCKS OF WALNUT ROUGH		12304		55460	4113	
WOOD HANDLES FOR AGRIC IMPL 400 U STATES		24847		99580	4114	
HANDLES OF WOOD N O P 100 U KINGDOM 335 GERMANY W 375 SWEDEN 400 U STATES					4118	
		21154		634 439 951 94103 96127		
SHAFTS OR HEADS FOR GOLF CLUBS 400 U STATES		1163		17544	4119	
LASTS OF WOOD 100 U KINGDOM 335 GERMANY W 400 U STATES					4120	
		8466		567 105 31810 32482		
MEXICAN SADDLE TREES STIRRUPS 400 U STATES		816		6754	4121	
WALKING STICKS AND CANES 100 U KINGDOM 216 PAKISTAN 327 FRANCE 344 ITALY 347 JAPAN 352 MEXICO 400 U STATES		812		6754 4421 479 744 116 71 99 1111 7041	4125	
SULPHITE PULP BL DISSOLVING 400 U STATES	CWT	7204	71714	32321	327132	4130
SULPHITE PULP UNBLEACHED 400 U STATES	CWT	44493	264681	231308	1389786	4132
SULPHITE PULP BLEACHED N O P 381 ALASKA 400 U STATES	CWT	10439	73637	1018 63562 64580	7555 451362 458917	4133
SULPHATE OR KRAFT PULP 375 SWEDEN 400 U STATES	CWT	1113 16345 17458	4851 111040 115891	1113 171022 172135	4851 1184480 1189331	4134

IMPORTS INTO CANADA FOR CONSUMPTION

Articles and Countries from which Imported	MONTH OF MAY 1958		FIVE MONTHS ENDED MAY 1958		Class Number
	Quantities	Values (\$)	Quantities	Values (\$)	
WOOD PULP MECHANICAL	CWT				4135
PULP OF STRAW OR VEG FIBRE NOP	CWT				4136
100 U KINGDOM	981	21725	1003	22302	
400 U STATES	9492	78632	55208	519056	
	10473	100357	56211	541358	
BOBBINS SHUTTLES AND SPOOLS					4141
100 U KINGDOM		274		945	
335 GERMANY W				1189	
376 SWITZRLNO		140		4596	
400 U STATES		16019		104838	
		16433		111568	
CASKETS COFFINS AND METAL PTS					4142
400 U STATES		44568		212419	
		44568		212419	
CHARCOAL MADE FROM WOOD	TON				4143
400 U STATES	130	11592	767	66088	
	130	11592	767	66088	
CHURNS N O P WASHBOARDS					4144
100 U KINGDOM				920	
318 DENMARK				427	
335 GERMANY W				527	
347 JAPAN				163	
375 SWEDEN		154		388	
400 U STATES		1598		7183	
		1752		9608	
CLOTHES PINS AND PARTS	GROSS				4145
100 U KINGDOM			1000	402	
231 HONG KONG	470	388	6590	1789	
318 DENMARK	8750	2694	40030	12596	
354 NETHRLNDS			3276	1120	
375 SWEDEN	3800	1142	13100	4322	
400 U STATES			1149	765	
	13020	4224	65145	20994	
CRUTCHES OR STAFFS					4146
400 U STATES		3086		14122	
		3086		14122	
CURTAIN STRETCHERS					4147
400 U STATES				2440	
				2440	
DOORS WOOD 6 FT X 2 FT OR OVER	NO				4148
100 U KINGDOM	1	63	2	132	
335 GERMANY W			800	3862	
400 U STATES	6782	61068	14886	176831	
	6783	61131	15688	180825	
EXCELSIOR OR WOOD WOOL					4149
400 U STATES		303		3121	
		303		3121	
FIBRE AND MANUFACTURES N O P					4150
100 U KINGDOM		692		3566	
327 FRANCE		6492		24615	
375 SWEDEN		248		3486	
390 GERMANY E		1868		2252	
400 U STATES		81923		358212	
		91223		392131	
FURNITURE MAINLY OF WOOD					4151
100 U KINGDOM		32145		85065	
215 INDIA		352		525	
222 B HONO				58	
223 BARBADOS				100	
224 JAMAICA				54	
231 HONG KONG		30204		187437	
305 AUSTRIA				139	
306 BELGIUM				69	
317 CZECHO S		9633		31062	
318 DENMARK		52087		239186	
322 EGYPT				595	
326 FINLAND				705	
327 FRANCE		925		11817	
335 GERMANY W		28484		89477	
340 HUNGARY		226		226	
344 ITALY		14399		51993	
347 JAPAN		11436		33717	
352 MEXICO		68		1034	
354 NETHRLNDS		6480		14616	
359 NORWAY		936		18987	
364 PHIL		130		258	
365 POLAND				7666	
366 PORTUGAL		966		966	
372 SPAIN				86	
375 SWEDEN		22205		90287	
376 SWITZRLND		755		1537	
381 ALASKA		714		714	
383 HAWAII		128		1486	
388 YUGO SLAV				123	
391 LEBANON				90	
400 U STATES		466844		2514763	
		679117		3384838	
MATCHES OF WOOD					4152
100 U KINGDOM				2053	
344 ITALY				687	
347 JAPAN				68	
359 NORWAY				198	
375 SWEDEN		6360		26188	
400 U STATES		1252		28201	
		7612		58025	

## IMPORTS INTO CANADA FOR CONSUMPTION

Articles and Countries from which Imported	MONTH OF MAY 1958		FIVE MONTHS ENDED MAY 1958		Class Number
	Quantities	Values (\$)	Quantities	Values (\$)	
MOULDINGS OF WOOD					4153
306 BELGIUM				267	
335 GERMANY W		1168		2825	
344 ITALY				538	
354 NETHRLNDS				129	
400 U STATES		11958		31120	
		13126		34879	
SKIS RACQUETS AND FRAMES BATS					4154
100 U KINGDOM		4742		28998	
215 INDIA		1784		9480	
216 PAKISTAN		7530		28373	
234 AUSTRALIA		981		9474	
305 AUSTRIA		140		4889	
306 BELGIUM		4734		13781	
317 CZECHO S				239	
318 DENMARK		1110		3212	
326 FINLAND				58	
327 FRANCE				426	
335 GERMANY W		1436		11399	
344 ITALY		1185		2514	
347 JAPAN		7150		27419	
354 NETHRLNDS		9237		10271	
359 NORWAY				1099	
376 SWITZRLND		317		595	
400 U STATES		18951		95730	
		59297		247957	
WINDOW SASH OF WOOD					4155
400 U STATES		20849		88000	
		20849		88000	
WOOD BOXES CRATES AND SHOOKS					4156
100 U KINGDOM		845		1189	
335 GERMANY W				337	
344 ITALY		324		713	
347 JAPAN		254		3082	
375 SWEDEN				434	
400 U STATES		22489		141446	
		23912		147201	
MANUFACTURES OF WOOD N O P					4157
100 U KINGDOM		19259		84686	
203 B E AFR				781	
207 UN SO AFR				120	
211 NIGERIA		157		157	
215 INDIA		1717		2406	
216 PAKISTAN		110		257	
217 CEYLON				98	
231 HONG KONG		2867		8756	
234 AUSTRALIA		157		157	
305 AUSTRIA				209	
306 BELGIUM		496		897	
313 CHINA				113	
317 CZECHO S		793		3917	
318 DENMARK		1778		4399	
326 FINLAND		113		113	
327 FRANCE		8099		20509	
335 GERMANY W		8832		35882	
344 ITALY		4100		15204	
347 JAPAN		60785		192126	
352 MEXICO				250	
354 NETHRLNDS		496		3755	
359 NORWAY				335	
372 SPAIN		352		952	
375 SWEDEN		9046		39905	
376 SWITZRLND		2372		2800	
383 HAWAII				245	
388 YUGO SLAV		171		1307	
390 GERMANY E				239	
400 U STATES		376603		1580694	
		498303		2001269	
BOWLS TRAYS AND DISHES OF WOOD					4158
100 U KINGDOM		52		52	
215 INDIA		140		213	
231 HONG KONG		154		154	
305 AUSTRIA				138	
317 CZECHO S		536		536	
318 DENMARK		1187		3055	
327 FRANCE		64		157	
335 GERMANY W		348		967	
344 ITALY		136		607	
347 JAPAN		19315		84095	
352 MEXICO		125		125	
375 SWEDEN		902		1300	
376 SWITZRLND				66	
388 YUGO SLAV				552	
400 U STATES		3182		17874	
		26141		109891	
PLAYING CARD STOCK	LB				4159
400 U STATES	28348	7498	175342	42170	
	28348	7498	175342	42170	
CONT BOARD FOR MOIST OILY FOOD	LB				4160
400 U STATES	846497	85144	5663484	564689	
	846497	85144	5663484	564689	
CARD STOCK BRISTOL BOARD N O P	LB				4161
100 U KINGDOM	960	204	4320	1185	
335 GERMANY W			5180	3320	
400 U STATES	191429	45208	1040581	229640	
	192389	45412	1050081	234145	

IMPORTS INTO CANADA FOR CONSUMPTION

Articles and Countries from which Imported	MONTH OF MAY 1958		FIVE MONTHS ENDED MAY 1958		Class Number
	Quantities	Values (\$)	Quantities	Values (\$)	
CHIPBOARD NEWS BOARD 335 GERMANY W 400 U STATES	LB 1154791	115023	175577 4122366	21347 389901	4162
LEATHER BOARD LEATHEROID MFRS 100 U KINGDOM 306 BELGIUM 327 FRANCE 335 GERMANY W 400 U STATES	LB 103748 13480 59167 14760 191155	9266 2405 12062 7677 31410	221603 13480 72607 169683 65995 543368	30488 2405 13734 34149 39649 120425	4163
MILLBOARD AND BINDERS BOARD 100 U KINGDOM 400 U STATES	LB 220966	16597	1120 1519855	173 126281	4164
PULPBOARD FOR MFR OF WALLBOARD 400 U STATES	LB 5550203	291270	26358084	1380386	4165
PULPBOARD TO WRAP ROLLS PAPER 400 U STATES	LB 295887	19380	1982441	119372	4166
STRAWBOARD N O P 400 U STATES	LB		2529	563	4167
PULP BOARD FOR CONTAINERS 400 U STATES	LB 4183160	255417	20619910	1301874	4168
BUILDING AND INSULATING BOARO 100 U KINGDOM 305 AUSTRIA 326 FINLAND 352 MEXICO 359 NORWAY 375 SWEDEN 400 U STATES	LB 16099 78100 261363 761726 3901632 5018220	1966 1779 11789 31450 456364 503348	42477 150740 1210920 33000 108262 1946078 17130200	7231 3025 46772 1248 5013 93506 1756544	4169
PULPBOARD OTHER FIBREBOARD NOP 100 U KINGDOM 306 BELGIUM 318 DENMARK 335 GERMANY W 352 MEXICO 354 NETHRLNDS 375 SWEDEN 376 SWITZRLND 400 U STATES	LB 1051 7533 9728 789707 808019	379 547 761 136633 138320	16731 7533 703 979 18810 6995 18327 501 3360290 3430869	6224 547 50 67 3280 754 1681 338 565099 578040	4170
ELECTRIC INSULATING PRESSBOARD 100 U KINGDOM 400 U STATES	LB 2380 147088 149468	608 35307 35915	49583 674963 724546	12685 165019 177704	4171
ROOFING FELT NOT COATED 400 U STATES	LB 941720	30586	5041637	157936	4172
PRESSBOARD N O P 100 U KINGDOM 400 U STATES	LB 105474	24151	4080 572212	1133 146495	4173
SHOEBOARDS 100 U KINGDOM 306 BELGIUM 327 FRANCE 335 GERMANY W 400 U STATES	LB 22679 1113 4711 48656 77159	4425 430 2105 15696 22656	41670 146957 5291 52689 365353 611960	7468 29246 1641 12887 117640 168882	4174
PAPERBOARD FOR SHOEBAROS 400 U STATES	LB 43701	6878	283933	45825	4175
GYPSUM BOARD LATH ROCK LATH 400 U STATES	LB 125266	2927	423271	9722	4176
CARBON PAPER 100 U KINGDOM 305 AUSTRIA 327 FRANCE 335 GERMANY W 365 POLAND 400 U STATES	LB 5568 3243 129 64 56531 65535	8597 2698 74 109 37353 48831	27878 10776 701 64 650 254027 294096	36952 8155 992 109 274 175214 221696	4179
BOOK PAPER FOR PERIODICALS 400 U STATES	LB 130146	11958	698416	56558	4181
BOOK PRINTING LITHO PAPER NOP 100 U KINGDOM 354 NETHRLNDS 400 U STATES	LB 52772 2657 460582 516018	12457 657 77743 90857	53230 2657 4452114 4508001	12552 657 462427 4756236	4182
BOOK PRINTING PAPER COATED NOP 100 U KINGDOM 400 U STATES	LB 443327	133318	1513 1793290	224 525384	4183
COATED PAPERS FOR PERIODICALS 100 U KINGDOM 400 U STATES	LB 109681	15628	38361 670600 708961	4954 96187 101141	4184

## IMPORTS INTO CANADA FOR CONSUMPTION

Articles and Countries from which Imported	MONTH OF MAY 1958		FIVE MONTHS ENDED MAY 1958		Class Number
	Quantities	Values (\$)	Quantities	Values (\$)	
COVER PAPERS NOT PASTED COATED 100 U KINGDOM 400 U STATES	LB 27855	7941	67438 176846	27856 50764	4185
COVER PAPERS PASTED COATED 100 U KINGDOM 400 U STATES	LB 3935 45727 49662	1848 15741 17589	21022 157036 178058	12868 58357 71225	4186
SURFACE COATED PAPER N O P 100 U KINGDOM 335 GERMANY W 375 SWEDEN 376 SWITZRLND 400 U STATES	LB 27141	17221	269587 1713 4245 173	100347 843 613 131	4187
WAXED PAPER FOR WRAPPING N O P 100 U KINGDOM 400 U STATES	LB 366 101206 101572	198 42146 42344	4166 640486 644652	1943 220932 222875	4190
GREASEPROOF AND GLASSINE PAPER 400 U STATES	LB 9752	2821	290436	72440	4191
TISSUE WRAPPING PAPER 400 U STATES	LB 121068	16856	1052022	158767	4192
VEGETABLE PARCHMENT PAPER 100 U KINGDOM 400 U STATES	LB 2332 13220 15552	561 4248 4809	30551 70907 101458	6854 23765 30619	4193
WRAPPING PAPER KRAFT 400 U STATES	LB 593359	73693	7453680	774266	4195
WRAPPING PAPER OILED COATED 100 U KINGDOM 400 U STATES	LB 123579	16843	259765	53851	4196
WRAPPING PAPER ALL KINDS N O P 100 U KINGDOM 318 DENMARK 326 FINLAND 335 GERMANY W 400 U STATES	LB 2171	714	103284 866	20361 206	4197
DUPLEX BACKING PAPER 400 U STATES	LB 70845	33575	303421	160127	4198
WRAPPER SHEETS AND HEADS 400 U STATES	LB 3680	341	584885	54557	4200
BOND AND LEDGER PAPERS UN CUT 100 U KINGDOM 400 U STATES	LB 1099 149027 150126	753 31065 31818	10599 610632 621231	4143 137046 141189	4201
ENVELOPES 100 U KINGDOM 306 BELGIUM 359 NORWAY 400 U STATES	M 10 200 2935 3145	169 297 19906 20372	76 11 400 15486 15973	642 419 595 91918 93574	4202
ONION SKIN AND MANIFOLD PAPER 100 U KINGDOM 335 GERMANY W 400 U STATES	LB 7131 400 34464 41995	1476 189 25538 27203	11156 3029 197109 211294	3497 1381 132352 137230	4203
BOXED PAPER AND PAPERETRIES 100 U KINGDOM 327 FRANCE 335 GERMANY W 376 SWITZRLND 400 U STATES	LB 1959 829	2230 872	7137 1305 100 1369 104808 114719	6154 1390 204 950 70552 79250	4204
WASTE PAPER 400 U STATES	CWT 79107	148649	369575	671471	4209
ELECTRIC CABLE INSULATG PAPER 100 U KINGDOM 400 U STATES	LB 7528 244394 251922	2685 130558 133243	14637 1124701 1139338	5254 588360 593614	4210
PHOTOGRAPHERS PAPERS 100 U KINGDOM 305 AUSTRIA 306 BELGIUM 335 GERMANY W 400 U STATES		5874 202 22776 73737 279598 382187		30280 542 196534 206507 1197595 1631458	4211
BLOTTING PAPER NOT PRINTED 400 U STATES	LB 31398	13868	113554	45789	4212
CIGARETTE PAPER UNGUMMED 327 FRANCE 400 U STATES	LB 15759 279235 294994	6074 132715 138789	31989 1559356 1591345	12179 750777 762956	4213
CIGARETTE PAPERS IN PACKETS 100 U KINGDOM 327 FRANCE 400 U STATES	M 425	7309	25 2665 330	451 45674 10777	4215
		425	7309	3020	56902



IMPORTS INTO CANADA FOR CONSUMPTION

Articles and Countries from which Imported	MONTH OF MAY 1958		FIVE MONTHS ENDED MAY 1958		Class Number
	Quantities	Values (\$)	Quantities	Values (\$)	
CREPE PAPER DECORATIVE ROLLS 400 U STATES	LB 3473	2075	13191	5844	4216
GUMMED PAPER	LB 3473	2075	13191	5844	4217
100 U KINGDOM	20656	13179	87434	30857	
335 GERMANY W			200	180	
400 U STATES	112638	69780	706175	395130	
	133294	82959	793809	426167	
HANGINGS OR WALL PAPER	LB				4218
100 U KINGDOM	1024	724	32743	8952	
347 JAPAN			1226	1971	
400 U STATES	28083	24151	163719	108627	
	29107	24875	197688	119550	
PAPER FOR SHOT SHELLS GUN WADS	LB				4219
100 U KINGDOM			2400	542	
400 U STATES	15668	4545	170076	45023	
	15668	4545	172476	45565	
PAPIERMACHE WARE N O P	LB				4220
100 U KINGDOM			1412	444	
335 GERMANY W			485	168	
347 JAPAN	1331	754	1655	1049	
400 U STATES	1332	853	10949	4535	
	2663	1607	14501	6196	
PAPER DECALCOMANIA	LB				4222
100 U KINGDOM	705	223	8127	2827	
400 U STATES	17243	7032	54657	31663	
	17948	7255	62784	34490	
PAPER MATRIX FOR PRINTING	LB				4223
100 U KINGDOM	4613	465	4828	647	
400 U STATES	112541	46995	517431	224233	
	117154	47460	522259	224880	
PAPER MATTING	LB				4224
400 U STATES	12457	5777	50956	24197	
	12457	5777	50956	24197	
PAPER PHOTO BARYTA COATED	LB				4225
100 U KINGDOM			76	96	
400 U STATES	210255	82642	982530	388598	
	210255	82642	982606	388694	
SHINGLES OF PAPER OR FELT	LB				4226
400 U STATES	120549	3601	420912	13946	
	120549	3601	420912	13946	
ROOFING SHEATHING PAPER PREPRD	LB				4227
100 U KINGDOM	4200	340	10900	704	
400 U STATES	544382	38180	2673375	186831	
	548582	38520	2684275	187535	
TISSUE PAPER N O P	LB				4228
100 U KINGDOM	5757	3586	10215	7109	
400 U STATES	92996	15723	585978	94744	
	98753	19309	596193	101853	
TOILET PAPER	LB				4229
400 U STATES	151632	17376	1364420	161033	
	151632	17376	1364420	161033	
TOWELS AND NAPKINS PLAIN	LB				4230
400 U STATES	98401	17464	650424	103625	
	98401	17464	650424	103625	
WAXED STENCIL PAPER	LB				4231
100 U KINGDOM	24403	19228	169686	138609	
305 AUSTRIA	10913	4969	21315	10036	
318 DENMARK	840	763	10421	8409	
335 GERMANY W	295	292	600	668	
400 U STATES	5481	6763	35084	37764	
	41932	32015	237106	195486	
ALL KINDS OF PAPER N O P	LB				4232
100 U KINGDOM	6720	2284	51219	16879	
306 BELGIUM			13863	1568	
335 GERMANY W			342	359	
344 ITALY			99	52	
347 JAPAN			692	162	
354 NETHRLNDS	2381	519	6680	1256	
400 U STATES	695297	229317	4094274	1144564	
	704398	232120	4167169	1164840	
TISSUE PAPER FOR STENCILS	LB				4233
400 U STATES	273	55	2450	994	
	273	55	2450	994	
FACIAL TISSUES HANDKERCHIEFS	LB				4234
400 U STATES	485528	87592	2422729	431658	
	485528	87592	2422729	431658	
PAPER NAPKINS N O P	LB				4235
100 U KINGDOM			15481	6685	
318 DENMARK	1663	1365	14485	8517	
335 GERMANY W	4464	2244	10967	5901	
347 JAPAN			1514	1499	
354 NETHRLNDS			661	190	
400 U STATES	34552	12233	187273	69664	
	40679	15842	230381	92456	
CARBONIZING TISSUE PAPER	LB				4236
100 U KINGDOM	13543	9847	117547	83702	
327 FRANCE			7875	3788	
400 U STATES	92201	23959	568293	141037	
	105744	33806	693715	228527	
CABLE INSULATING PAPER N O P	LB				4237
400 U STATES	37927	11585	173390	56481	
	37927	11585	173390	56481	
CASH REGISTER PAPER	LB				4238
400 U STATES	20610	9024	101661	25033	
	20610	9024	101661	25033	

## IMPORTS INTO CANADA FOR CONSUMPTION

Articles and Countries from which Imported	MONTH OF MAY 1958		FIVE MONTHS ENDED MAY 1958		Class Number
	Quantities	Values (\$)	Quantities	Values (\$)	
FILTER PAPER					
100 U KINGDOM	LB		2736	1113	4239
335 GERMANY W			270	223	
400 U STATES			606019	543577	
		122063	118876		
		122063	118876	609025	544913
TABULATING PAPER AND STOCK					
400 U STATES	LB		3128648	338938	4240
		619116	66305		
		619116	66305	3128648	338938
BAGS AND SACKS OF PAPER					
100 U KINGDOM	LB		6131	2314	4241
335 GERMANY W			420	167	
347 JAPAN			2364	1201	
400 U STATES			1902424	404841	
		363812	77540		
		363812	77540	1911339	408523
PAPER PROTECTORS FOR PLANTS					
400 U STATES				41685	4242
		4774			
		4774		41685	
CONTAINERS PAPERBOARD N O P					
100 U KINGDOM	LB		9552	8559	4243
327 FRANCE		1348	1476		
334 ST PIERRE		1122	567	5781	1830
335 GERMANY W		750	270	750	270
344 ITALY		179	105	1613	2591
347 JAPAN				150	54
354 NETHRLNDS				1463	233
375 SWEON				3382	856
376 SWITZRLND				299	336
400 U STATES				15	73
		908126	261078	3708471	1145812
		911525	263496	3731476	1160614
MILK BOTTLE CAPS OF PAPER					
400 U STATES				830	4244
				830	
PAPER TUBES AND CONES FOR YARN					
100 U KINGDOM	LB		3002	1699	4245
335 GERMANY W		624	236		
400 U STATES		1244	1224	36336	34852
		29357	10283	193572	72286
		31225	11743	232910	108837
PAPER PATTERNS BOOT AND SHOE					
400 U STATES				8194	4246
		3188			
		3188		8194	
TWINE OR YARN OF PAPER					
375 SWEON	LB		81850	11172	4248
400 U STATES				104445	
		62803	13178	435338	115617
		62803	13178	517188	
MANUFACTURES OF PAPER N O P					
100 U KINGDOM			19069	81301	4252
231 HONG KONG			315	787	
305 AUSTRIA			217	217	
306 BELGIUM				883	
318 DENMARK			380	1678	
327 FRANCE			173	7252	
335 GERMANY W			5001	18291	
344 ITALY			1443	2155	
347 JAPAN			6436	19173	
354 NETHRLNDS			75	831	
375 SWEON			353	843	
376 SWITZRLND				809	
390 GERMANY E				697	
400 U STATES			495002	2466963	
			528464	2601880	
PAPER CORES					
400 U STATES	LB		1473927	135891	4253
		259083	22087		
		259083	22087	1473927	135891
PAPER CUPS DISHES TABLEWARE					
100 U KINGDOM				3065	4254
347 JAPAN			1022	265	
400 U STATES			57576	204038	
			58598	207368	
PAPER OOLIES AND LACE PAPER					
100 U KINGDOM	LB		16821	10798	4255
318 DENMARK		7598	4235		
400 U STATES		474	181	474	181
		25303	14140	201205	110939
		33375	18556	218500	121918
PAPER NOVELTIES FLOWERS GAMES					
100 U KINGDOM			2214	17849	4256
231 HONG KONG			381	6923	
305 AUSTRIA				95	
318 DENMARK				1373	
327 FRANCE			445	445	
335 GERMANY W			249	2721	
347 JAPAN			11476	60928	
352 MEXICO			2308	3121	
354 NETHRLNDS				63	
390 GERMANY E			324	12579	
400 U STATES			22752	105599	
			40149	211696	
PAPER PATTERNS N O P					
100 U KINGDOM				55	4257
327 FRANCE				332	
400 U STATES			43941	218556	
			43941	218943	
SHIPPING CONTAINERS					
100 U KINGDOM	LB		1970	201	4258
354 NETHRLNDS			2585	145	
400 U STATES			4294459	488321	
		1147817	119359		
		1147817	119359	4299014	488667

IMPORTS INTO CANADA FOR CONSUMPTION

Articles and Countries from which Imported	MONTH OF MAY 1958		FIVE MONTHS ENDED MAY 1958		Class Number
	Quantities	Values (\$)	Quantities	Values (\$)	
TRAYS FOR PACKAGING APPLES 400 U STATES	LB 386382	51326	743445	100180	4259
PAPER MATCHES	386382	51326	743445	100180	4260
100 U KINGDOM				192	
344 ITALY		1684		7140	
359 NORWAY		68		68	
400 U STATES		19523		111663	
ADMIRALTY CHARTS MANUSCRIPTS		21275		119063	
100 U KINGDOM		137		977	4262
327 FRANCE				1701	
340 HUNGARY				270	
376 SWITZRLND				71	
400 U STATES		9189		45788	
BLUEPRINTS NOP AND HYDRO PLANS		9326		48807	
100 U KINGDOM		5954		26514	4263
306 BELGIUM		3283		3283	
318 DENMARK				100	
327 FRANCE		960		2340	
335 GERMANY W				2409	
347 JAPAN				655	
354 NETHRLNDS				50	
375 SWEDEN				57	
376 SWITZRLND		1563		1813	
400 U STATES		210537		2417971	
MUSIC		222297		2455192	
100 U KINGDOM		2093		7575	4265
234 AUSTRALIA				426	
306 BELGIUM				53	
327 FRANCE		713		3534	
335 GERMANY W				60	
400 U STATES		18458		93436	
NEWSPAPER OR COMIC SECTIONS		21264		105084	
400 U STATES		120662		580099	4266
MAGAZINES NEWSPAPERS UNBOUND		120662		580099	
100 U KINGDOM		25086		123714	4267
231 HONG KONG		1300		6175	
234 AUSTRALIA				64	
306 BELGIUM		13695		47804	
327 FRANCE		32036		57245	
335 GERMANY W		5615		29496	
344 ITALY		18629		75421	
347 JAPAN		166		1872	
354 NETHRLNDS		165		297	
376 SWITZRLND		270		3034	
400 U STATES		2011602		10751691	
PHOTOGRAPHS NEWS ILLUSTRATION		2108564		11096813	
100 U KINGDOM				92	4268
400 U STATES		1535		7212	
PHOTOGRAPHS CHROMOS N O P		1535		7304	
100 U KINGDOM		12197		45652	4269
231 HONG KONG		455		567	
234 AUSTRALIA				1145	
305 AUSTRIA		72		72	
306 BELGIUM				531	
318 DENMARK		271		413	
327 FRANCE		1292		5392	
335 GERMANY W		1347		4089	
344 ITALY		184		1554	
347 JAPAN		7737		13960	
352 MEXICO		58		495	
354 NETHRLNDS		428		3027	
375 SWEDEN		487		3158	
376 SWITZRLND		411		2668	
390 GERMANY E				299	
400 U STATES		264234		1088933	
PHOTOGRAPHS FOR REPRODUCTION		289173		1171955	
100 U KINGDOM				1006	4271
318 DENMARK				3365	
327 FRANCE				55	
400 U STATES		12952		68107	
TRANSFERS DECALCOMANIA		12952		72533	
100 U KINGDOM		221		3295	4272
234 AUSTRALIA				810	
375 SWEDEN				171	
400 U STATES		30999		172520	
PAPER FOR DUPLICATING MACHINES		31220		176796	
100 U KINGDOM	LB		6010	5910	4290
400 U STATES	105841	61103	494942	234551	
ADVERTISING AND PRINTED MATTER	105841	61103	500952	240461	
100 U KINGDOM	LB	42307	55747	196589	4291
231 HONG KONG		260	220	750	700
234 AUSTRALIA		151	133	392	456
305 AUSTRIA				1578	1722
306 BELGIUM				931	1149

## IMPORTS INTO CANADA FOR CONSUMPTION

Articles and Countries from which Imported	MONTH OF MAY 1958		FIVE MONTHS ENDED MAY 1958		Class Number
	Quantities	Values (\$)	Quantities	Values (\$)	
318 DENMARK	745	623	1535	1609	
327 FRANCE	8481	6158	30002	24991	
335 GERMANY W	29531	26680	81791	82387	
344 ITALY	3402	3517	14110	13111	
347 JAPAN	330	318	1887	1851	
352 MEXICO	40	52	102	142	
354 NETHRLNDS	2822	3573	7201	8270	
359 NORWAY	56	84	1162	290	
365 POLAND	235	235	235	235	
375 SWEDEN	742	1813	11191	11195	
376 SWITZRLND	2728	3352	15710	16975	
380 USSR			67	77	
381 ALASKA			625	576	
383 HAWAII			560	266	
390 GERMANY E			363	348	
400 U STATES	666275	690669	3164320	3337183	
	758105	793174	3531101	3739913	
PRINTED MATTER NOP					4292
100 U KINGDOM		2165		39616	
231 HONG KONG				60	
306 BELGIUM				141	
327 FRANCE		176		3514	
335 GERMANY W		2887		6906	
344 ITALY		417		3112	
347 JAPAN		7941		16472	
354 NETHRLNDS				1800	
375 SWEDEN				172	
376 SWITZRLND				1279	
381 ALASKA		1211		1309	
400 U STATES		279958		1190833	
		294755		1265214	
CARDS FOR PLAYING					4293
100 U KINGDOM	PACK		1560	742	
305 AUSTRIA	4920	1199	5369	1493	
306 BELGIUM			6336	2269	
335 GERMANY W			1391	833	
340 HUNGARY	1560	120	1560	120	
344 ITALY			2652	690	
347 JAPAN	200	59	832	357	
400 U STATES	4734	2719	34582	25086	
	11414	4097	54282	31590	
HAND MAOE DRAWINGS OR DESIGNS					4294
335 GERMANY W		2400		2400	
400 U STATES		2552		14408	
		4952		16808	
LABELS TAGS TICKETS					4295
100 U KINGDOM		9973		36841	
232 MALTA		137		137	
234 AUSTRALIA		50		581	
305 AUSTRIA		294		674	
306 BELGIUM				662	
327 FRANCE		1007		1211	
335 GERMANY W		1084		1524	
344 ITALY		75		2197	
354 NETHRLNDS				182	
400 U STATES		121889		531122	
		134509		575131	
PICTORIAL POST CARDS FOLDERS					4296
100 U KINGDOM	LB	162	250	7964	5540
306 BELGIUM				270	395
318 DENMARK		12	50	1849	3165
327 FRANCE		198	462	861	1379
335 GERMANY W		2927	4170	5213	7699
344 ITALY		2641	2208	2641	2208
347 JAPAN		811	946	1141	1303
376 SWITZRLNO				160	286
400 U STATES		106631	106704	585425	586592
		113382	114790	605524	608567
BIBLES PRAYER BOOKS HYMN BOOKS					4301
100 U KINGDOM			32629	178463	
231 HONG KONG			133	233	
234 AUSTRALIA				82	
305 AUSTRIA			500	620	
306 BELGIUM			40552	144486	
327 FRANCE			14568	65647	
335 GERMANY W			1622	9014	
344 ITALY			9948	36898	
347 JAPAN			799	2688	
352 MEXICO			1130	1130	
354 NETHRLNDS			697	3887	
360 ISRAEL			632	1083	
372 SPAIN				2051	
376 SWITZRLND			205	1866	
389 IRELAND			233	233	
390 GERMANY E				63	
400 U STATES			192795	1139877	
			296443	1588321	
BLANK BOOKS RULED OR PLAIN					4302
100 U KINGDOM			2988	3652	
335 GERMANY W				423	
347 JAPAN			1302	1564	
400 U STATES			6401	11099	
			10691	16738	
BOOKS OVER 12 YEARS OLD					4303
100 U KINGDOM			254	512	
327 FRANCE				111	

IMPORTS INTO CANADA FOR CONSUMPTION

Articles and Countries from which Imported	MONTH OF MAY 1958		FIVE MONTHS ENDED MAY 1958		Class Number
	Quantities	Values (\$)	Quantities	Values (\$)	
400 U STATES		494		2469	
TEXT BOOKS FOR SCHOOLS COLLEGE		748		3092	
100 U KINGDOM		38808		97388	4305
231 HONG KONG		225		225	
234 AUSTRALIA				400	
305 AUSTRIA				150	
306 BELGIUM		134		2437	
318 DENMARK				108	
327 FRANCE		11915		43857	
335 GERMANY W				3105	
344 ITALY		86		625	
347 JAPAN				561	
354 NETHRLNDS		2006		13604	
359 NORWAY		740		740	
376 SWITZRLND		191		274	
400 U STATES		540646		2481735	
BOOKS NOVELS FICTION		594751		2645209	
100 U KINGDOM		1971		9467	4306
318 DENMARK				81	
400 U STATES		7134		56843	
BOOKS SCIENCE FOR LIBRARIES		9105		66391	
100 U KINGDOM		53706		163755	4307
215 INDIA				401	
231 HONG KONG				94	
234 AUSTRALIA				167	
305 AUSTRIA				600	
306 BELGIUM		576		5141	
316 CUBA		300		300	
317 CZECHO S				50	
318 DENMARK				1308	
327 FRANCE		2795		16487	
335 GERMANY W		5650		12861	
344 ITALY		708		2025	
347 JAPAN		604		1342	
354 NETHRLNDS		93		5004	
366 PORTUGAL		408		408	
375 SWEDEN				821	
376 SWITZRLND		738		3816	
389 IRELAND				65	
400 U STATES		721459		3119801	
BOOKS GOVERNMENT ASSOCIATION		787037		3334446	
100 U KINGDOM		5332		24536	4308
224 JAMAICA				405	
234 AUSTRALIA		457		1457	
306 BELGIUM				127	
327 FRANCE		293		3408	
335 GERMANY W		416		1477	
344 ITALY		110		7314	
347 JAPAN		874		1459	
354 NETHRLNDS				300	
372 SPAIN				345	
384 P RICO				87	
400 U STATES		55619		161668	
FREIGHT RATES FOR RAILWAYS		63101		202583	
100 U KINGDOM		274		1957	4309
234 AUSTRALIA		69		69	
327 FRANCE				1016	
344 ITALY				3370	
354 NETHRLNDS				72	
400 U STATES		4655		26049	
BOOKS PRINTED PERIODICALS NOP		4998		32533	
100 U KINGDOM		155896		767849	4310
215 INDIA				355	
231 HONG KONG				54	
234 AUSTRALIA				599	
236 NEW ZEAL				97	
305 AUSTRIA				869	
306 BELGIUM		1562		1562	
327 FRANCE		160		840	
335 GERMANY W		106		1723	
340 HUNGARY				54	
344 ITALY		154		1057	
347 JAPAN		2458		2980	
354 NETHRLNDS		534		3014	
375 SWEDEN				407	
376 SWITZRLND				219	
380 USSR				710	
389 IRELAND		123		123	
400 U STATES		738560		3810884	
BOOKS FOREIGN LANGUAGE		899553		4593396	
100 U KINGDOM		375		9360	4311
231 HONG KONG		120		1022	
305 AUSTRIA		500		700	
306 BELGIUM		27690		109485	
317 CZECHO S				354	
326 FINLAND		129		697	
327 FRANCE		199399		924294	
335 GERMANY W		4985		33053	
340 HUNGARY		684		4890	

## IMPORTS INTO CANADA FOR CONSUMPTION

Articles and Countries from which Imported	MONTH OF MAY 1958		FIVE MONTHS ENDED MAY 1958		Class Number
	Quantities	Values (\$)	Quantities	Values (\$)	
341 ICELAND				150	
344 ITALY		2 466		10 789	
347 JAPAN		210		404	
354 NETHRLNDS		2 586		28 244	
360 ISRAEL		265		725	
365 POLAND				392	
370 ROUMANIA		161		655	
375 SWEDEN		146		1 757	
376 SWITZRLND		1 525		5 450	
380 USSR		408		1 448	
387 VENEZUELA				1 195	
400 U STATES		3 899 4		20 571 7	
		28 064 3		134 078 1	

IMPORTS INTO CANADA FOR CONSUMPTION

81

Articles and Countries from which Imported	MONTH OF MAY 1958		FIVE MONTHS ENDED MAY 1958		Class Number
	Quantities	Values (\$)	Quantities	Values (\$)	
<u>GROUP 5</u>					
<u>IRON AND ITS PRODUCTS</u>					
IRON ORE	TON				5001
309 BRAZIL	11352	147473	22608	291268	
400 U STATES	144874	1463726	149674	1493173	
	156226	1611199	172282	1784441	
FERRO TUNGSTEN	CWT				5010
100 U KINGDOM			293	28845	
			293	28845	
PIG IRON FOR AGRIC IMPLEMENTS	TON				5011
400 U STATES			63	5237	
			63	5237	
PIG IRON N O P	TON				5012
100 U KINGDOM	112	8586	157	11183	
234 AUSTRALIA	28	1615	28	1615	
372 SPAIN	4255	209840	4255	209840	
400 U STATES	58	3714	462	31672	
	4453	223755	4902	254310	
FERRO MANG UNDER	CWT				5013
1 PC SILICON	1098	11502	1098	11502	
312 CHILE			4455	43596	
327 FRANCE			3007	38519	
347 JAPAN	882	6543	6362	70097	
400 U STATES	270	3307			
	2250	21352	14922	163714	
SILICO MANG OVER	CWT				5014
1 PC SILICON	3318	47745	8932	132943	
347 JAPAN	1711	14262	6671	85930	
400 U STATES	5029	62007	15603	218873	
FERRO SILICON	CWT				5015
400 U STATES	3510	61210	10000	178294	
	3510	61210	10000	178294	
ALLOYS N O P FOR MFR OF STEEL	CWT				5018
100 U KINGDOM	20	3808	524	44829	
205 RHOD NYAS	3323	78893	8265	196251	
327 FRANCE	234	5275	3146	85289	
335 GERMANY W			112	2398	
359 NORWAY	2934	45023	2934	45023	
375 SWEDEN	60	1258	280	5112	
400 U STATES	1163	79860	11745	540731	
	7734	214117	27006	919633	
INGOTS COGGED BLOOMS SLABS NOP	TON				5020
100 U KINGDOM			26	15881	
400 U STATES	12	1056	166	22914	
	12	1056	192	38795	
INGOTS NOT LESS THAN 3 CTS LB	TON				5021
400 U STATES	540	120564	2031	494484	
	540	120564	2031	494484	
INGOTS FOR FORGINGS INGOTS NOP	TON				5022
400 U STATES	160	22491	417	61753	
	160	22491	417	61753	
SPONGE IRON	TON				5024
400 U STATES	28	4977	162	27744	
	28	4977	162	27744	
CAST SCRAP	TON				5031
400 U STATES	8550	285148	20169	610711	
	8550	285148	20169	610711	
WROUGHT SCRAP	TON				5032
359 NORWAY			4	85	
381 ALASKA			144	4313	
400 U STATES	28723	802604	155265	4732392	
	28723	802604	155413	4736790	
TIN PLATE SCRAP	TON				5033
400 U STATES			28	577	
			28	577	
AXLES FOR RAILWAY VEHICLES					5041
100 U KINGDOM				84	
400 U STATES		4194		21536	
		4194		21620	
AXLES FOR VEHICLES N O P					5042
100 U KINGDOM				847	
335 GERMANY W				283	
400 U STATES		88414		522671	
		88414		523801	
AXLES N O P					5043
359 NORWAY		185		185	
400 U STATES		8575		27265	
		8760		27450	
CASTINGS FOR AGRIC IMPLEMENTS					5044
400 U STATES		13570		123552	
		13570		123552	
INGOT MOULDS FOR STEEL					5045
400 U STATES		58096		467972	
		58096		467972	
MOULDS N O P					5046
100 U KINGDOM				101	
335 GERMANY W				1287	
400 U STATES		23911		153207	
		23911		154595	
CASTINGS MALLEABLE N O P ROUGH	CWT				5047
100 U KINGDOM	141	2144	141	2144	
376 SWITZRLND			77	2074	

## IMPORTS INTO CANADA FOR CONSUMPTION

Articles and Countries from which Imported	MONTH OF MAY 1958		FIVE MONTHS ENDED MAY 1958		Class Number
	Quantities	Values (\$)	Quantities	Values (\$)	
400 U STATES	1682	38219	10100	239110	
CASTINGS NONMALLEABLE NOP RGH	CWT 1823	40363	10318	243328	5048
335 GERMANY W				157	
400 U STATES	1525	28305	8009	160207	
CASTINGS OF STEEL N O P ROUGH	CWT 1525	28305	8014	160364	5049
100 U KINGDOM			4	107	
376 SWITZRLND			172	4406	
400 U STATES	4359	113163	24365	674725	
FORGINGS N O P	4359	113163	24541	679238	5050
100 U KINGDOM		34926		79260	
375 SWEODEN		135		1733	
400 U STATES		107171		682731	
FORGINGS HOLLOW AND 20 TONS		142232		763724	5051
100 U KINGDOM		55459		464273	
400 U STATES		24687		179955	
PISTON RING CASTINGS ROUGH		80146		644228	5052
100 U KINGDOM		137		2708	
400 U STATES		5159		50874	
CASTINGS FOR RAILWAY VEHICLES		5296		53582	5054
TIRES STEEL ROUGH RAILWAY	CWT				5055
100 U KINGDOM			66	860	
400 U STATES	101	1437	161	2384	
STEEL WHEELS FOR RAILWAYS	101	1437	227	3244	5057
100 U KINGDOM		502636		2261459	
400 U STATES		17278		104156	
FORGED GOLF CLUB HEADS		519914		2365615	5058
400 U STATES	NO				
SEMI FINISHED PISTON CASTINGS	960	627	12470	6019	5059
400 U STATES	960	627	12470	6019	
BARS BILLETS HOT ROLLED N O P		5233		12863	5071
400 U STATES	CWT	5233		12863	
BARS BILLETS COLD ROLLED N O P	447	1526	1070	3052	5072
100 U KINGDOM	447	1526	1070	3052	
305 AUSTRIA		856		2124	
306 BELGIUM	6792	52589	14660	151328	
335 GERMANY W	43	856	109	2124	
375 SWEDEN	590	4100	780	5625	
400 U STATES	431	5368	1409	17659	
BARS BILLETS H R 4CTS AND OVER	55	2429	127	4917	5073
100 U KINGDOM	7860	110444	31844	478441	
305 AUSTRIA	15771	175786	48929	660094	
306 BELGIUM	CWT	6334	27601	337476	
312 CHILE	299	3161	661	11408	
375 SWEDEN	34487	157395	51017	244350	
400 U STATES	1991	10081	2077	10512	
BARS BILLETS HAMMERED N O P	567	15699	1103	27955	5074
100 U KINGDOM	27243	254033	161859	1465940	
305 AUSTRIA	70921	517839	244318	2097641	
375 SWEDEN			137	1873	
400 U STATES	11	210	164	4239	
BARS SHEETS STRIP FOR SHOVELS	137	4119	173	5129	5076
BARS RODS FOR AGRIC IMPLEMENTS	40	2324	145	6882	
100 U KINGDOM	188	6653	619	18123	
400 U STATES	CWT				5077
RAILWAY RAILS N O P			249	2454	
335 GERMANY W			34551	296323	
400 U STATES	2026	22109	34800	298777	5078
STEEL GROOVED TRAMWAY RAILS	TON				
BARS HOT R ROUNDS AND SQUARES	39	3943	39	3943	5081
100 U KINGDOM	413	51427	3300	253197	
306 BELGIUM	452	55370	3339	257140	5079
400 U STATES	CWT	1085	3391	37379	
RODS FOR MANUFACTURE OF CHAIN		11731	182	936	5102
RODS NOT OVER 375 IN FOR WIRE		13117	14050	112669	
100 U KINGDOM		2928	24848	150984	5103
306 BELGIUM			4124	23545	
312 CHILE		92926	41840	288845	
400 U STATES		102	4338	22519	
WELDING RODS OF ALL KINDS		1031	4361	32817	5104
100 U KINGDOM		16599	54663	307726	
306 BELGIUM			277	13302	
335 GERMANY W	20	591	32	785	
375 SWEDEN	60	3805	205	10878	
376 SWITZRLND			5	436	
			6	215	



IMPORTS INTO CANADA FOR CONSUMPTION

Articles and Countries from which Imported	MONTH OF MAY 1958		FIVE MONTHS ENDED MAY 1958		Class Number
	Quantities	Values (\$)	Quantities	Values (\$)	
400 U STATES	13606	389716	53138	1523544	
BLANKS FOR MILLING CUTTERS	13686	394112	53663	1549160	
400 U STATES	CWT				5111
STRIP HOT R OBO INCH OR LESS	3	357	11	1772	
400 U STATES	3	357	11	1772	
STRIP HOT R OBO INCH OR LESS	CWT				5112
400 U STATES	495	2160	1236	5484	
STRIP HOT R OVER 080 INCH	495	2160	1236	5484	
327 FRANCE	CWT				5113
STRIP COLD R OBO INCH OR LESS	422	2073	422	2073	
100 U KINGDOM	422	2073	422	2073	
335 GERMANY W	CWT				5114
347 JAPAN	546	5369	1437	12474	
354 NETHRLNDS	200	1461	200	1461	
375 SWEODEN	20	168	20	168	
400 U STATES	40	1227	40	1227	
	675	25506	2124	86300	
	3102	57051	20667	380356	
	4583	90782	24488	481986	
STRIP COLD R OVER 080 INCH	CWT				5115
100 U KINGDOM			183	1830	
400 U STATES	948	15829	4276	71427	
STRIP HOT R FOR COLD ROLLING	948	15829	4459	73257	
STRIP FOR MANUFACTURE OF MATS	CWT				5116
400 U STATES					5117
STRIP COLD ROLLED FOR DOORS	CWT				5118
HOOP STEEL FOR COOPERAGE	CWT				5120
100 U KINGDOM	199	1730	752	5873	
400 U STATES			3941	35964	
PLATES 66 INCHES WIDE OR LESS	199	1730	4693	41837	
347 JAPAN	CWT				5121
400 U STATES	1217	5790	1217	5790	
PLATES OVER 66 INS LESS 78 INS	1141	4075	8884	36202	
347 JAPAN	2358	9865	10101	41992	
400 U STATES	CWT				5122
PLATES FLANGED CURVED N O P	3922	18653	3922	18653	
400 U STATES	361	1599	5257	23607	
PLATES FOR BOILERS DIGESTERS	4283	20252	9179	42260	
100 U KINGDOM	CWT				5123
400 U STATES	6416	90769	20065	333538	
PLATES STEEL CHEQUER SURFACE	6416	90769	20065	333538	
100 U KINGDOM	CWT				5124
400 U STATES	6109	46457	1003	7663	
PLATES 66 INCHES WIDE OR LESS	6109	46457	47000	342518	
347 JAPAN	CWT				5125
400 U STATES	471	3186	1044	7127	
SHEETS OVER 080 INCH THICK N O P	14008	82348	61016	406993	
400 U STATES	14479	85534	62060	414120	
SHEETS 080 INCH OR LESS N O P	CWT				5126
100 U KINGDOM	4249	28719	28137	191795	
335 GERMANY W	4249	28719	28137	191795	
400 U STATES	CWT				5127
SHEET OR STRIP FOR TIN PLATE	147	1019	1291	9326	
100 U KINGDOM	31	236	165	1262	
335 GERMANY W	50483	352187	279982	2004507	
400 U STATES	50661	353442	281438	2015095	
SHEETS FOR MFR OF HOLLOW WARE	CWT				5128
100 U KINGDOM					5129
400 U STATES	1944	14274	4258	30880	
SHEETS BLUE FOR HEATING APP	14136	116122	63193	502693	
SHEETS 075 SILICON FOR ELEC APP	16080	130396	67451	533573	
400 U STATES	CWT				5130
SHEETS SC PER POUND OR OVER	CWT				5131
100 U KINGDOM	36477	635406	144967	2666376	
306 BELGIUM	36477	635406	144967	2666376	
335 GERMANY W	CWT				5132
347 JAPAN	66430	437463	210062	1497235	
375 SWEDEN			7067	41716	
400 U STATES	223	1487	8396	63056	
			22148	180798	
			5	186	
	141453	993368	998724	7285712	
	208106	1432318	1246402	9068703	
SHEETS RUST PROOF OVER 5 CTS	CWT				5133
100 U KINGDOM	4412	242444	16842	926860	
327 FRANCE			3	93	
375 SWEDEN	449	21524	2134	107812	
400 U STATES	10526	527132	55800	2590167	
SHEETS CORRUGATED AND PEBBLED	15387	791100	74779	3624932	
100 U KINGDOM	CWT				5134
400 U STATES	9519	88821	23464	253142	
SHEETS COATED WITH PAINT TAR	9519	88821	24252	259101	
100 U KINGDOM	CWT				5135
335 GERMANY W			824	10253	
400 U STATES	42	1392	145	2711	
	24997	263389	93135	1016346	
	25039	264781	94104	1029310	

## IMPORTS INTO CANADA FOR CONSUMPTION

Articles and Countries from which Imported	MONTH OF MAY 1958		FIVE MONTHS ENDED MAY 1958		Class Number
	Quantities	Values (\$)	Quantities	Values (\$)	
SHEETS COATED WITH ENAMEL 400 U STATES	CWT 37	1474	860	11368	5136
	37	1474	860	11368	
SHEETS COATED WITH TIN 100 U KINGDOM 400 U STATES	CWT 23385	224155	72639	691258	5137
	1992	13622	7903	71626	
	25377	237777	80542	762884	
SHEETS COATED WITH METAL N O P 100 U KINGDOM 335 GERMANY W 400 U STATES	CWT 3909	79560	15643	326902	5139
	3909	79560	16076	337331	
SHEETS COATED WITH ZINC N O P 100 U KINGDOM 306 BELGIUM 335 GERMANY W 400 U STATES	CWT 193	1653	1183	13137	5140
	55	599	182	2048	
	9	95	9	95	
	6682	82469	37324	432581	
	6939	84816	38698	447861	
SHEETS FOR COATING WITH METALS	CWT				5141
SHEETS SHAPED FOR AGRIC IMPL 400 U STATES	CWT 522	7003	5205	102957	5142
	522	7003	5205	102957	
SHEETS FOR MFR BUCKLE CLASPS 100 U KINGDOM 400 U STATES	CWT 60	3528	60	3528	5143
	961	17712	3077	53340	
	1021	21240	3137	56868	
SHEETS COLD ROLLED FOR HINGES 400 U STATES	CWT		500	6005	5144
			500	6005	
SHEETS FOR MFR OF SADDLERY	CWT				5145
SHEETS TEMPERED FOR SAWS 100 U KINGDOM 375 SWEDEN 400 U STATES	CWT 50	1701	207	7556	5146
	141	8579	296	19285	
	191	10280	887	50652	
			1390	77493	
SHEETS NOT TEMPERED FOR SAWS 100 U KINGDOM 335 GERMANY W 375 SWEDEN 400 U STATES	CWT 433	8753	741	16724	5147
	109	17382	333	24211	
	103	5773	436	25670	
	2209	101163	7949	334592	
	2854	133071	9459	401197	
SHEETS COLD ROLLED FOR PIPE 400 U STATES	CWT 767	4994	10275	67251	5148
	767	4994	10275	67251	
SKELP 14 INS OR LESS FOR PIPE 100 U KINGDOM 400 U STATES	CWT 58722	327240	13	70	5149
	58722	327240	164761	912178	
			164774	912248	
SKELP OVER 14 INS FOR PIPE 347 JAPAN 400 U STATES	CWT 217497	1330201	339	1999	5150
	217497	1330201	651132	4031319	
			651471	4033318	
HOT R STRIP FOR MOTOR VEHICLES 400 U STATES	CWT 430	3246	1286	10028	5151
	430	3246	1286	10028	
WROUGHT OR PUDDLED IRON BILLET	CWT				5152
HOOP STRIP BESSEMER FOR HINGES 400 U STATES	CWT 708	2512	1817	6641	5153
	708	2512	1817	6641	
PLATES 78 INCHES AND OVER 400 U STATES	CWT		125	1095	5154
			125	1095	
SHEETS COATED LEAD AND TIN 400 U STATES	CWT 11693	99916	50678	446841	5157
	11693	99916	50678	446841	
ANGLES BEAMS 35 LBS OR OVER 100 U KINGDOM 306 BELGIUM 327 FRANCE 335 GERMANY W 400 U STATES	CWT 3037	20114	17919	115499	5161
	25481	134121	36813	196325	
	35299	199101	35299	199101	
	3490	19775	3519	19962	
	357375	2079777	1531518	8993772	
	424682	2452888	1625068	9524659	
ANGLES BEAMS N O P 100 U KINGDOM 306 BELGIUM 312 CHILE 327 FRANCE 335 GERMANY W 347 JAPAN 375 SWEDEN 400 U STATES	CWT 1103	6720	3643	24029	5162
	108888	471644	158911	724685	
	11026	55862	11026	55862	
	359	1369	3584	14226	
	556	2819	4227	18335	
	463	2151	36791	160965	
	26177	204201	75	3120	
	148572	744766	148201	1161950	
			366458	2163172	
ANGLES DRILLED 100 U KINGDOM 335 GERMANY W 400 U STATES	CWT 33973	353445	49137	515693	5163
	141	2024	141	2024	
	6278	102298	34122	491597	
	40392	457767	83400	1009314	
BEAMS UNDER 5 1 HALF LB PER YD 400 U STATES	CWT 12998	81910	59303	381749	5164
	12998	81910	59303	381749	
MASTS ANGLES PLATES FOR SHIPS 100 U KINGDOM 234 AUSTRALIA	CWT		13222	81952	5165
			612	5352	

IMPORTS INTO CANADA FOR CONSUMPTION

Articles and Countries from which Imported	MONTH OF MAY 1958		FIVE MONTHS ENDED MAY 1958		Class Number
	Quantities	Values (\$)	Quantities	Values (\$)	
347 JAPAN			4890	26537	
400 U STATES	8729	54675	223995	1399595	
SASH OR CASEMENT SECTIONS	8729	54675	242719	1513436	5166
100 U KINGDOM	CWT 860	5263	3035	20084	
306 BELGIUM			210	1510	
400 U STATES	3734	38418	12188	130686	
SHAPES 35 LBS PER YARD OR OVER	4594	43681	15433	152280	5167
100 U KINGDOM	CWT 2474	17751	8381	57102	
306 BELGIUM	118	753	1742	11605	
335 GERMANY W			118	727	
400 U STATES	6549	41427	37617	239979	
PIPE CAST 5 CTS PER LB OR LESS	9141	59931	47858	309413	5181
100 U KINGDOM	CWT 24419	89958	87959	353175	
306 BELGIUM	224	780	224	780	
400 U STATES	24643	90738	88183	353955	
PIPE CAST N O P	CWT 3496	22624	14202	88518	5182
100 U KINGDOM	327	409	409	3645	
327 FRANCE			409	3645	
400 U STATES	1350	28519	8983	153169	
PIPE TUBES FOR BOILERS	4846	51143	23594	245332	5183
100 U KINGDOM	CWT 4750	69313	23065	324609	
335 GERMANY W	122	3474	414	12030	
375 SWEDEN			177	8570	
376 SWITZRLND	593	6899	4286	45107	
400 U STATES	8834	191445	54506	1321459	
PIPE WROUGHT 2 ONE HALF INCHES	14299	271131	82448	1711775	5185
100 U KINGDOM	CWT 65	547	65	547	
335 GERMANY W	3	97	3	97	
400 U STATES	7014	34215	7151	38222	
PIPE SEAMLESS 5 CTS PER LB NOP	7082	34859	7219	38866	5186
100 U KINGDOM	CWT 2045	86312	11927	394086	
335 GERMANY W	1	150	642	18309	
375 SWEDEN	349	11624	3193	111648	
400 U STATES	8829	235730	48081	1280164	
PIPE WROUGHT OVER 10 1 HALF IN	11224	333816	63843	1804207	5187
100 U KINGDOM	CWT 307382	2247016	956300	7295456	
306 BELGIUM	521745	4988863	3575978	32664933	
400 U STATES	829127	7235879	4532278	39960393	
PIPE WROUGHT LESS 10 1 HALF IN	CWT 24289	208160	82795	782058	5188
100 U KINGDOM	855	6522	2410	16271	
306 BELGIUM	872	6027	1540	13469	
327 FRANCE	1838	32943	10208	103097	
335 GERMANY W	4064	39491	5840	55127	
354 NETHRLNDS	58	9549	81	9890	
375 SWEDEN	21155	336388	131949	1863528	
400 U STATES	53131	639080	234823	2843440	
TUBES WROUGHT COATED HALF INCH	CWT 709	34592	3848	178886	5190
400 U STATES	709	34592	3848	178886	
PIPE WROUGHT N O P	CWT 170	5423	9	835	5191
100 U KINGDOM			447	11057	
335 GERMANY W			3	221	
376 SWITZRLND	3273	44404	29233	395002	
400 U STATES	3443	49827	29692	407115	
PIPE FITTINGS COUPLINGS N O P		17774		124888	5192
100 U KINGDOM				42745	
327 FRANCE		2842		34829	
335 GERMANY W				12781	
344 ITALY		55337		107919	
347 JAPAN		1946		3140	
375 SWEDEN		436820		2200455	
400 U STATES		514719		2526757	
PIPE SEAMLESS COLO DR POLISHED	CWT 41	8073	284	51983	5193
100 U KINGDOM			34	674	
335 GERMANY W	5	1597	91	7024	
400 U STATES	46	9670	409	59681	
TUBING STEEL FOR FISHING RODS	CWT				5194
CASING GAS WATER OR OIL WELL	CWT 10568	123168	126356	1299055	5195
100 U KINGDOM	3986	58660	3986	58660	
327 FRANCE			6815	94208	
335 GERMANY W	15579	150361	48290	442059	
344 ITALY	10050	90017	27247	266304	
347 JAPAN	37003	427416	230749	2873492	
400 U STATES	77186	849622	443443	5033778	
PIPE FITTINGS WELDING TYPE		58980		194121	5196
100 U KINGDOM		74152		184465	
335 GERMANY W		1497		2994	
347 JAPAN		310903		1080495	
400 U STATES		445532		1462075	
PIPE FOR WELDING TYPE FITTINGS	CWT 1866	43475	12226	305163	5197
400 U STATES	1866	43475	12226	305163	

## IMPORTS INTO CANADA FOR CONSUMPTION

Articles and Countries from which Imported	MONTH OF MAY 1958		FIVE MONTHS ENDED MAY 1958		Class Number
	Quantities	Values (\$)	Quantities	Values (\$)	
WIRE BARBED FENCING	CWT				5201
100 U KINGDOM	3950	37361	22509	208600	
306 BELGIUM	1640	10833	4409	29053	
327 FRANCE	1001	6326	10090	65129	
335 GERMANY W	2527	16780	8199	58459	
347 JAPAN	1125	7150	4511	28914	
354 NETHRLNDS			2392	15374	
400 U STATES	110	906	343	2419	
	10353	79356	52453	407948	
WIRE FLAT QUARTER INCH OR LESS	CWT				5203
100 U KINGDOM	100	1357	436	5845	
335 GERMANY W	18	300	18	300	
400 U STATES	353	7607	873	24983	
	471	9264	1327	31128	
WIRE ZINC COATED	CWT				5204
100 U KINGDOM	8330	69916	22106	191856	
306 BELGIUM	75	679	1205	8631	
327 FRANCE	1430	8109	1924	11250	
335 GERMANY W	556	5991	2101	20272	
347 JAPAN	224	1222	707	3873	
400 U STATES	2443	49881	8286	159571	
	13058	135798	36329	395453	
WIRE COATED NOP OR COVERED	CWT				5205
100 U KINGDOM	137	2316	1259	32435	
306 BELGIUM			83	971	
335 GERMANY W	562	8621	738	11719	
347 JAPAN	82	1384	156	2612	
400 U STATES	512	22380	2933	132478	
	1293	34701	5169	180215	
WIRE ROPE FOR RIGGING SHIPS	CWT				5206
100 U KINGDOM	94	2916	363	9872	
335 GERMANY W			4	71	
400 U STATES			89	3493	
	94	2916	456	13436	
WIRE ROPE CABLE NOP IRON STEEL	CWT				5207
100 U KINGDOM	4551	96187	16722	364585	
306 BELGIUM	504	6225	2417	34117	
318 DENMARK			72	1180	
335 GERMANY W	1485	25015	5557	100856	
344 ITALY	15	302	15	302	
347 JAPAN			420	5007	
354 NETHRLNDS	1863	29622	4218	66782	
375 SWEDEN	29	978	29	978	
400 U STATES	614	30763	6215	313437	
	9061	189092	35665	887244	
WIRE STEEL FOR UPHOL SPRINGS	CWT				5208
400 U STATES	11	131	1208	11547	
	11	131	1208	11547	
WIRE STEEL FOR CORSET STEELS	CWT				5209
100 U KINGDOM	30	1143	243	8943	
335 GERMANY W			109	2804	
400 U STATES	11	847	305	18955	
	41	1990	657	30702	
WIRE STEEL FOR MFR WIRE ROPE	CWT				5210
100 U KINGDOM	21850	258438	94616	1113151	
327 FRANCE			1120	10416	
335 GERMANY W	2568	29561	7758	87012	
400 U STATES	718	14340	7830	131872	
	25136	302339	111324	1342451	
WIRE ROPE STEEL COMM L FISHING					5211
100 U KINGDOM		9667		146888	
306 BELGIUM				980	
318 DENMARK		3298		5733	
335 GERMANY W				1744	
400 U STATES				4037	
		12965		159382	
WIRE STEEL FOR CARD CLOTHING	CWT				5212
100 U KINGDOM			26	914	
			26	914	
WIRE ROPE CABLE STEEL USED	CWT				5213
400 U STATES	2501	10142	2864	11941	
	2501	10142	2864	11941	
WIRE OF IRON OR STEEL N O P	CWT				5214
100 U KINGDOM	2500	32290	14438	143918	
305 AUSTRIA			40	229	
306 BELGIUM	237	1344	4819	30162	
318 DENMARK	15	342	136	1388	
327 FRANCE	667	3141	3755	21914	
335 GERMANY W	640	11384	933	14899	
347 JAPAN	1132	6207	5132	28717	
354 NETHRLNDS	1134	6324	1134	6324	
375 SWEDEN	14	1202	998	46586	
400 U STATES	5489	114786	20823	524081	
	11828	177020	52208	818218	
WIRE FENCING NOT LESS 080 INCH					5215
100 U KINGDOM		3090		85045	
335 GERMANY W		1669		6819	
400 U STATES		5559		20649	
		10318		112513	
WIRE FENCING WOVEN N O P					5216
100 U KINGDOM				3022	
305 AUSTRIA		1183		11814	
306 BELGIUM		1734		6450	
335 GERMANY W				4290	
354 NETHRLNDS				13512	
400 U STATES		12472		25369	
		15389		64457	

## IMPORTS INTO CANADA FOR CONSUMPTION

87

Articles and Countries from which Imported	MONTH OF MAY 1958		FIVE MONTHS ENDED MAY 1958		Class Number
	Quantities	Values (\$)	Quantities	Values (\$)	
WIRE NETTING FOR FUR FARMS 100 U KINGDOM 306 BELGIUM 335 GERMANY W 400 U STATES		3482		5905 1290 202 7965	5217
WIRE SCREENS DOORS W INDOORS 100 U KINGDOM 327 FRANCE 335 GERMANY W 400 U STATES		1177 4659		15362 871 94 57 48500	5218
WIRE MESH IN ACETATE FILM 100 U KINGDOM 400 U STATES		18832 18832		49522 5133 2452	5219
WIRE CLOTH OR SCREEN OF IRON 100 U KINGDOM 335 GERMANY W 347 JAPAN 354 NETHRLNDS 400 U STATES		746 536 1836 27474		7585 3975 17333 114727 864 120030	5220
WIRE NETTING OF IRON OR STEEL 100 U KINGDOM 305 AUSTRIA 306 BELGIUM 335 GERMANY W 344 ITALY 347 JAPAN 354 NETHRLNDS 400 U STATES		20695 50541		120030 256929 133257 25545 7134 34738 6460 19256 1052 90484	5221
WIRE RUSTPROOF FOR FISHING 100 U KINGDOM 347 JAPAN 400 U STATES		1646 42017		317926 2042 1886 12808	5222
WIRE ROPE FOR WELL DRILLING 100 U KINGDOM 347 JAPAN 400 U STATES	CWT			16736 2042 1886 12808	5223
WELDED WIRE FABRIC REINFORCING 100 U KINGDOM 306 BELGIUM 400 U STATES		3344 3344		16736 2042 1886 12808	5223
CABLE CHAIN FOR SHIPS 100 U KINGDOM 400 U STATES	CWT			16736 2042 1886 12808	5223
COIL CHAIN 9 EIGHTHS AND OVER 100 U KINGDOM 359 NORWAY 400 U STATES		822 120 942	11158 2802 13960	1780 1136 5087	5224
WELDED WIRE FABRIC REINFORCING 100 U KINGDOM 306 BELGIUM 400 U STATES	CWT			98297 26605 14735 56957 98297	5224
CABLE CHAIN FOR SHIPS 100 U KINGDOM 400 U STATES		43 4346 861 5250	851 25606 13722 40179	97 5732 2243 8072	5224
COIL CHAIN 9 EIGHTHS AND OVER 100 U KINGDOM 359 NORWAY 400 U STATES	CWT			72884 57090 10267 67357	5231
COIL CHAIN UNDER 9 EIGHTHS IN 100 U KINGDOM 335 GERMANY W 354 NETHRLNDS 400 U STATES		81 409 490	1579 6451 8030	3416 585 4001	5231
SPROCKET CHAIN FOR AGRIC IMPL 335 GERMANY W 400 U STATES	CWT			67357 44655 5147 28686 78488	5232
SILENT CHAIN ROLLER CHAIN 100 U KINGDOM 305 AUSTRIA 335 GERMANY W 347 JAPAN 375 SWEDEN 400 U STATES		75 209	2798 4637	793 6923	5233
COIL CHAIN UNDER 9 EIGHTHS IN 100 U KINGDOM 335 GERMANY W 354 NETHRLNDS 400 U STATES	CWT			78488 29686 16094 619 31764 78163	5233
SPROCKET CHAIN FOR AGRIC IMPL 335 GERMANY W 400 U STATES		126 491 191 808	3244 6230 7027 16501	1410 1268 749 3460	5233
SILENT CHAIN ROLLER CHAIN 100 U KINGDOM 305 AUSTRIA 335 GERMANY W 347 JAPAN 375 SWEDEN 400 U STATES		72230 46292 118522		263025 344053 607078	5234
CHAINS N O P 100 U KINGDOM 305 AUSTRIA 317 CZECHO S 335 GERMANY W 344 ITALY 347 JAPAN 400 U STATES		42674 12150 3510 136443 194777		214445 827 54628 22569 132 573126 865727	5235
DIESEL ENGINE PARTS N O P 100 U KINGDOM 305 AUSTRIA 318 DENMARK 327 FRANCE 335 GERMANY W 344 ITALY 354 NETHRLNDS 375 SWEDEN 376 SWITZRLNO 400 U STATES		3562 2284 33376 39222		28009 1264 110 8954 90 1938 239592 279957	5236
DIESEL ENGINE PARTS N O P 100 U KINGDOM 305 AUSTRIA 318 DENMARK 327 FRANCE 335 GERMANY W 344 ITALY 354 NETHRLNDS 375 SWEDEN 376 SWITZRLNO 400 U STATES		106766 4081 7034 636 753 2650 638 1263800 1386358		583502 77 15132 157 45647 2028 7777 15844 8044 5951135 6629343	5240

## IMPORTS INTO CANADA FOR CONSUMPTION

Articles and Countries from which Imported	MONTH OF MAY 1958		FIVE MONTHS ENDED MAY 1958		Class Number
	Quantities	Values (\$)	Quantities	Values (\$)	
AUTOMOBILE ENGINES AND PARTS 100 U KINGDOM 335 GERMANY W 400 U STATES	NO 196	51420 37203 1141114	8 112 1712	227234 165587 5020075	5242
ENGINES GAS MARINE AND PARTS 100 U KINGDOM 318 DENMARK 326 FINLAND 375 SWEDEN 400 U STATES	NO 2 1 55 58	1380 439 189 89220 91228	17 2 1 255 276	148912 439 216 353280 503036	5244
ENGINES MOTOR TRUCK AND PARTS 100 U KINGDOM 335 GERMANY W 400 U STATES	NO 64 483 547	122356 675598 797954	127 160 2664	223868 29351 3497528	5245
ENGINES FISHING BOAT AND PARTS 100 U KINGDOM 400 U STATES	NO 1 40 41	186 18408 18594	1 115 116	756 76797 77553	5246
PARTS OF AIRCRAFT ENGINES 100 U KINGDOM 304 ARGENTINA 327 FRANCE 354 NETHRLNDS 400 U STATES	NO	880818 6918 1321262 2208998		4088867 603 6918 2166 6651813 10750367	5248
ENGINES UP TO 1 AND 1 HALF H P 100 U KINGDOM 400 U STATES	NO		25 193 218	930 7518 8448	5251
ENGINES GAS N O P AND PARTS 100 U KINGDOM 335 GERMANY W 376 SWITZRLND 400 U STATES	NO 2 15152 15154	1322 14629 948555 964506	24 61 1 97216	17992 11972 892143 5616200 6538307	5252
ENGINES STEAM N O P AND PARTS 100 U KINGDOM 376 SWITZRLND 400 U STATES	NO 18 18	2195 73409 75604	1 128 129	57291 649 787196 845136	5253
FIRE ENGINES MACHINES AND PTS 100 U KINGDOM 400 U STATES	NO 4 71 75	147931 46616 194547	24 156 180	412534 155928 568462	5254
LOCOMOTIVES RAILWAY N O P 400 U STATES	NO 1 1	6063 6063	9 9	573353 573353	5255
LOCOMOTIVE CHASSIS TDPS WHEELS 100 U KINGDOM 400 U STATES	NO	191085 191085		3162 1075266 1078428	5256
LOCOMOTIVES SAWMILL MINING 100 U KINGDOM 400 U STATES	NO 8 8	92839 39267 132106	22 41 63	247983 1096993 1344976	5257
ENGINES AIRCRAFT UP TO 200 HP 100 U KINGDOM 400 U STATES	NO 67 67	63748 63748	1 187 188	207 179263 179470	5258
ENGINES AIRCRAFT 201 TO 500 HP 400 U STATES	NO 26 26	110635 110635	97 97	313418 313418	5259
ENGINES AIRCRAFT 501 TO 1000HP 400 U STATES	NO 4 4	24810 24810	33 33	289329 289329	5260
ENGINES AIRCRAFT OVER 1000 HP 100 U KINGDOM 400 U STATES	NO 14 38 52	732516 2399557 3132073	68 147 215	2933559 8983749 11917308	5261
ENGINES MARINE DIESEL 100 U KINGDOM 335 GERMANY W 354 NETHRLNDS 375 SWEDEN 400 U STATES	NO 29 12 33 74	76322 14665 122733 213720	111 22 1 29 374	436859 19403 532460 121455 741536 1851713	5265
ENGINES MOTOR VEHICLE DIESEL 100 U KINGDOM 335 GERMANY W 400 U STATES	NO 15 1 21 37	22202 1035 53722 76959	141 3 123 267	248059 6329 287615 542003	5266
ENGINES LOCOMOTIVE DIESEL 100 U KINGDOM 400 U STATES	NO 36 36	904251 904251	2 165 167	54372 3838601 3912973	5267
ENGINES DIESEL SEMI DIESEL NOP 100 U KINGDOM 335 GERMANY W 400 U STATES	NO 350 3 191 544	184204 1561 405698 591463	687 21 742 1450	801985 23877 1665362 2491224	5268
POWER BOILERS 100 U KINGDOM 335 GERMANY W		9516		34815 159	5274

IMPORTS INTO CANADA FOR CONSUMPTION

Articles and Countries from which Imported	MONTH OF MAY 1958		FIVE MONTHS ENDED MAY 1958		Class Number
	Quantities	Values (\$)	Quantities	Values (\$)	
400 U STATES		158637		705283	
POWER BOILER PARTS		168153		740257	5275
100 U KINGDOM		291		15033	
335 GERMANY W				165	
400 U STATES		161125		705721	
OUTBOARD MOTORS		161416		720919	5280
100 U KINGDOM	NO	95	186	14987	
335 GERMANY W		2	5	1539	
400 U STATES		1965	4704	1276962	
OUTBOARD MOTOR PARTS		2062	4895	1293488	5283
100 U KINGDOM				1644	
335 GERMANY W				96	
400 U STATES		744903		3308823	
CREAM SEPARATOR PARTS		746440		3310563	5290
100 U KINGDOM				1950	
318 DENMARK		2134		2896	
335 GERMANY W		58		967	
375 SWEDEN		240		6728	
400 U STATES		7007		38870	
CREAM SEPARATORS		9439		51411	5292
318 DENMARK	NO		1	2443	
326 FINLAND			6	5453	
335 GERMANY W	200	15577	509	69882	
375 SWEDEN	434	30525	2208	155883	
400 U STATES	31	31059	272	183443	
MILK CLARIFIERS AND PARTS		665	2996	417104	5293
318 DENMARK				1628	
375 SWEDEN				14526	
400 U STATES		10472		13272	
MILKING MACHINES AND PARTS		12100		29426	5294
100 U KINGDOM				2109	
375 SWEDEN				1021	
400 U STATES		402830		1213112	
PASTEURIZERS DAIRY AND PARTS		402830		1216242	5295
100 U KINGDOM	NO	6	7	35212	
375 SWEDEN				38483	
400 U STATES		33	149	144550	
POWER DAIRY MACHINERY		39	156	218245	5296
100 U KINGDOM				5119	
335 GERMANY W				8989	
354 NETHRLNDS				6907	
375 SWEDEN				9867	
376 SWITZRLND				9299	
400 U STATES		8542		2256868	
FORKS PRONGED		473313		2307562	5301
100 U KINGDOM	DOZ	84	123	1515	
335 GERMANY W		1037	1873	15119	
347 JAPAN		44	75	896	
400 U STATES		85	504	11943	
HARVESTERS AND PARTS		1250	2575	29473	5302
100 U KINGDOM	NO			1125	
335 GERMANY W				2123	
400 U STATES		306	634	1316275	
HAY LOADERS AND PARTS		306	634	1320223	5303
400 U STATES	NO	100	176	41865	
HAY TEDDERS AND PARTS		100	176	41865	5304
MOWING MACHINES AND PARTS					5305
100 U KINGDOM	NO			1995	
335 GERMANY W		18	25	5208	
375 SWEDEN			20	3602	
400 U STATES		1248	4047	1313126	
POTATO DIGGERS PLANTERS PARTS		1266	4092	1323931	5306
100 U KINGDOM	NO			59	
335 GERMANY W		68	68	7943	
400 U STATES		77	495	279451	
RAKES HORSE OR POWER AND PARTS		145	563	287453	5307
100 U KINGDOM	NO	8	8	1779	
400 U STATES		1312	5540	1753269	
RAKES N O P		1320	5548	1755048	5308
100 U KINGDOM	DOZ	26	572	3843	
335 GERMANY W		1237	1857	12159	
344 ITALY		500	510	4223	
347 JAPAN		1525	7460	13787	
400 U STATES		929	7086	55348	
SCYTHES		4217	17485	89360	5310
100 U KINGDOM	DOZ	12	294	4918	
305 AUSTRIA		126	1095	19366	

## IMPORTS INTO CANADA FOR CONSUMPTION

Articles and Countries from which Imported	MONTH OF MAY 1958		FIVE MONTHS ENDED MAY 1958		Class Number
	Quantities	Values (\$)	Quantities	Values (\$)	
354 NETHRLNDS			2	154	
375 SWEDEN	28	360	305	4536	
400 U STATES	50	500	876	13463	
SICKLES OR REAPING HOOKS	216	3267	2572	42437	
100 U KINGDOM	DOZ				5311
305 AUSTRIA	110	404	380	1756	
400 U STATES	208	1935	48	242	
CULTIVATORS SCUFFLERS AND PTS	318	2339	614	5349	
100 U KINGDOM			1042	7347	5321
335 GERMANY W		20302		53728	
347 JAPAN		3745		7789	
354 NETHRLNDS		125		125	
400 U STATES		779299		198	
DRILLS SEED SEEDERS AND PARTS		803471		2745550	
100 U KINGDOM				2807390	5322
400 U STATES		92		1762	
HARROWS DISC AND PARTS		115038		1117183	
400 U STATES		115130		1118945	5323
HARROWS AND PARTS N O P		121674		527376	
100 U KINGDOM		121674		527376	5324
347 JAPAN				18234	
400 U STATES		126667		588	
HOES		126667		444034	
100 U KINGDOM	DOZ			462856	5325
335 GERMANY W			348	2001	
347 JAPAN	40	278	150	515	
354 NETHRLNDS			253	2075	
400 U STATES	109	1014	3	73	
PLOUGHS DISC AND PARTS	149	1292	2022	13078	
100 U KINGDOM				17742	5326
400 U STATES		262		582	
PLOUGHS AND PARTS N O P		63409		392931	
100 U KINGDOM		63671		393513	5327
400 U STATES		13107		59163	
ROLLERS FARM OR LAWN AND PARTS		221453		1030628	
100 U KINGDOM	NO	234560		1089791	5328
400 U STATES					
FANNING MILL PEAVINERS AND PTS			1	73	
335 GERMANY W	72	10370	1313	41644	
400 U STATES	72	10370	1314	41717	5331
HARVESTER COMBINES AND PARTS			1	108	
100 U KINGDOM	NO		386	227238	5332
335 GERMANY W	26	34048	387	227346	
400 U STATES	26	34048			
THRESHING MACHINE SEPARATORS			908	8861060	
400 U STATES	553	2352739	908	8909575	5333
THRESHING MACHINE PARTS		2364043			
400 U STATES	NO				5334
ELECT GENERATORS FARM AND PTS			11	8774	
400 U STATES	2	1164	11	8774	5342
FODDER FEED CUTTERS AND PARTS					
400 U STATES		9455		158499	5343
FRUIT VEGETABLE GRADING MACH		9455		158499	
100 U KINGDOM		1820		9782	
335 GERMANY W		1820		9782	5344
400 U STATES					
GRAIN HAY GRINDERS AND PARTS					
400 U STATES	NO				5345
HAY PRESSES AND PARTS					
100 U KINGDOM					
327 FRANCE		2642		20805	
335 GERMANY W			2	1330	
400 U STATES	878	1156770	1	230	
MANURE SPREADERS AND PARTS	878	1159412	2789	3741794	
400 U STATES			2789	3764159	5350
POST HOLE DIGGERS AND PARTS					
400 U STATES	NO				5352
SPADES AND SHOVELS N O P					
100 U KINGDOM	DOZ				5353
335 GERMANY W	137	1820	2480	34215	
347 JAPAN	65	803	77	964	
354 NETHRLNDS	439	4364	1248	11844	
400 U STATES	465	6195	2	72	
	1106	13182	4971	17845	
				64940	



IMPORTS INTO CANADA FOR CONSUMPTION

Articles and Countries from which Imported	MONTH OF MAY 1958		FIVE MONTHS ENDED MAY 1958		Class Number
	Quantities	Values (\$)	Quantities	Values (\$)	
SPRAYING AND DUSTING MACHINES					5354
100 U KINGDOM		2943		19912	
318 DENMARK		180		1468	
327 FRANCE				286	
335 GERMANY W		406		19311	
347 JAPAN				4466	
400 U STATES		359425		1263000	
		362954		1308443	
TRACTION DITCHING MACH AND PTS	NO				5356
100 U KINGDOM				113	
400 U STATES	18	105005	54	371862	
	18	105005	54	371975	
TRACTORS INTERNAL COMBUSTION	NO				5357
100 U KINGDOM	388	624330	1542	2381687	
227 BAHAMAS	1	886	1	886	
375 SWEDEN			20	3602	
381 ALASKA			2	3196	
400 U STATES	3395	9673975	12230	31162391	
	3784	10299191	13795	33551762	
TRACTOR PARTS AND ACCESSORIES					5358
100 U KINGDOM		48380		305832	
335 GERMANY W		2716		25150	
375 SWEDEN				1732	
376 SWITZRLND		300		300	
381 ALASKA				1495	
400 U STATES		3531884		16350587	
		3583280		16685096	
WINDMILLS AND PARTS					5361
400 U STATES				7603	
				7603	
PRUNING HOOKS SHEARS DEHORERS					5362
100 U KINGDOM		2306		13837	
327 FRANCE				310	
335 GERMANY W				1328	
344 ITALY		8307		14605	
376 SWITZRLND		1125		2166	
400 U STATES		7127		58591	
		18865		90837	
AGRIC IMPLEMENTS N O P AND PARTS					5363
100 U KINGDOM		35514		95107	
306 BELGIUM		1000		1000	
318 DENMARK				392	
327 FRANCE				126	
335 GERMANY W		9294		12722	
347 JAPAN				2960	
354 NETHRLNDS		219		543	
375 SWEDEN		85		3377	
400 U STATES		2079314		6349942	
		2125426		6466169	
KNIVES AND FORKS TABLE					5371
100 U KINGDOM		20467		42661	
215 INDIA		410		1401	
231 HONG KONG				91	
305 AUSTRIA				1481	
318 DENMARK		1529		5405	
327 FRANCE				1596	
335 GERMANY W		7373		21042	
344 ITALY		53		1210	
347 JAPAN		43366		317245	
354 NETHRLNDS				746	
375 SWEDEN		587		15850	
400 U STATES		18794		87704	
		92579		496432	
POCKET KNIVES					5372
100 U KINGDOM		15863		78021	
313 CHINA				348	
327 FRANCE				334	
335 GERMANY W		20658		97099	
344 ITALY		3482		5707	
347 JAPAN		3196		15380	
375 SWEDEN		144		798	
376 SWITZRLND				1344	
400 U STATES		6976		24739	
		50319		223770	
RAZORS N O P AND PARTS					5373
100 U KINGDOM		286		98180	
335 GERMANY W		2175		10893	
375 SWEDEN		58		131	
400 U STATES		29867		51268	
		32386		160472	
SAFETY RAZOR BLADES	DOZ				5374
100 U KINGDOM	5103	746	63403	4548	
318 DENMARK	8333	982	32416	1907	
335 GERMANY W	105333	3300	235955	8738	
360 ISRAEL			16667	500	
375 SWEDEN			4167	949	
400 U STATES	103951	5556	694269	46116	
	222720	10584	1046877	62758	
SCISSORS AND SHEARS N O P					5375
100 U KINGDOM		20497		69166	
216 PAKISTAN		1064		3091	
327 FRANCE				419	
335 GERMANY W		45929		286097	
344 ITALY		3880		20189	
347 JAPAN		3406		17452	
375 SWEDEN				462	

## IMPORTS INTO CANADA FOR CONSUMPTION

Articles and Countries from which Imported	MONTH OF MAY 1958		FIVE MONTHS ENDED MAY 1958		Class Number
	Quantities	Values (\$)	Quantities	Values (\$)	
376 SWITZRLND				71	
400 U STATES		39724		198312	
OTHER KNIVES N O P		114500		595259	5376
100 U KINGDOM		5525		23055	
215 INDIA				107	
231 HONG KONG				214	
318 DENMARK		110		110	
326 FINLAND		78		412	
327 FRANCE		1683		4142	
335 GERMANY W		24641		80981	
347 JAPAN		5626		15496	
359 NORWAY		122		122	
375 SWEDEN		1616		5354	
376 SWITZRLND				281	
400 U STATES		10670		42561	
SPOONS		50071		172835	5377
100 U KINGDOM		299		2389	
231 HONG KONG				223	
305 AUSTRIA				1335	
318 DENMARK		73		1754	
335 GERMANY W		2793		8066	
344 ITALY		1667		1747	
347 JAPAN		15459		108841	
354 NETHRLNDS		599		2556	
375 SWEDEN		354		1029	
400 U STATES		4178		29302	
KNIVES BUTCHER AND KITCHEN		25422		157242	5378
100 U KINGDOM		20110		83416	
231 HONG KONG				112	
318 DENMARK				51	
327 FRANCE		2162		9746	
335 GERMANY W		9540		36976	
344 ITALY				365	
347 JAPAN		689		17033	
375 SWEDEN				488	
376 SWITZRLND		202		1404	
400 U STATES		10340		68728	
HINGES AND BUTTS		43043		218319	5381
100 U KINGDOM	LB	35773	7608	186197	37899
306 BELGIUM		6297	1392	13504	3318
335 GERMANY W		76435	16563	257564	56076
347 JAPAN		162650	30283	364588	71767
354 NETHRLNDS				472	109
375 SWEDEN		5190	1355	40009	9461
400 U STATES		99418	47300	364624	221239
CUT NAILS		385763	104501	1226958	399869
100 U KINGDOM	CWT	25	396	405	3214
400 U STATES		172	7655	1363	46915
RAILWAY SPIKES AND SPIKES NOP		197	8051	1768	50129
100 U KINGDOM	CWT	22	226	22	226
400 U STATES		728	7131	888	8850
TACKS ALL KINDS N O P		750	7357	910	9076
100 U KINGDOM	LB	3880	1118	5865	1675
318 DENMARK				1949	642
335 GERMANY W		4072	1289	4227	1379
400 U STATES		4205	1916	12570	5351
WIRE NAILS OVER ONE INCH		12157	4323	24611	9047
100 U KINGDOM	CWT	11587	94212	76506	594649
305 AUSTRIA				400	2825
317 CZECHO S				4700	31595
318 DENMARK		17	227	17	227
335 GERMANY W		2108	16201	4398	32803
347 JAPAN		7823	61290	31244	242044
365 POLAND				1301	8627
400 U STATES		1192	18373	6018	97894
NAILS AND BRADS N O P		22727	190303	124584	1010664
100 U KINGDOM	LB	5660	1273	16997	4145
335 GERMANY W		5964	1949	11694	4439
347 JAPAN				1003	178
375 SWEDEN				3700	914
400 U STATES		15965	5696	68073	24807
HAND SEWING NEEDLES		27589	8918	101467	34483
100 U KINGDOM			1594		9525
317 CZECHO S					1900
335 GERMANY W					1483
347 JAPAN					819
400 U STATES			1000		2436
SPRING BEARD AND LATCH NEEDLES		2594			16163
100 U KINGDOM	M	10	590	424	22242
317 CZECHO S		5	175	15	460
327 FRANCE				28	1059
335 GERMANY W		25	265	54	1069
354 NETHRLNDS				8	119
376 SWITZRLND		5	816	68	6030
400 U STATES		161	9703	1213	71505
		206	11549	1810	102484

IMPORTS INTO CANADA FOR CONSUMPTION

93

Articles and Countries from which Imported	MONTH OF MAY 1958		FIVE MONTHS ENDED MAY 1958		Class Number
	Quantities	Values (\$)	Quantities	Values (\$)	
NEEDLES N O P					5402
100 U KINGDOM		36060		149271	
231 HONG KONG		601		724	
306 BELGIUM		2579		7163	
327 FRANCE				270	
335 GERMANY W		6200		37535	
344 ITALY		2165		7842	
347 JAPAN		1637		4353	
354 NETHRLNDS		686		1710	
376 SWITZRLND				1433	
400 U STATES		11033		71702	
		60961		282003	
PINS N O P	LB				5403
100 U KINGDOM	34541	24082	144598	110725	
317 CZECHO S	1752	399	1752	399	
327 FRANCE	13	191	13	191	
335 GERMANY W	2168	2267	11219	8418	
347 JAPAN	276	374	2971	4731	
400 U STATES	3256	7403	23327	36533	
	42006	34716	183880	160997	
PINS FOR MARKING SYSTEMS	LB				5404
100 U KINGDOM	31	141	31	141	
400 U STATES	2660	3909	9260	14669	
	2691	4050	9291	14810	
NUTS AND BOLTS WASHERS RIVETS	LB				5411
100 U KINGDOM	425066	70287	1250760	217233	
234 AUSTRALIA			806	362	
305 AUSTRIA	5303	1082	22265	3575	
306 BELGIUM	475303	42767	496498	45032	
327 FRANCE	68376	9274	227473	35533	
335 GERMANY W	38016	10386	90092	35479	
344 ITALY	36037	4641	86355	11033	
347 JAPAN	271057	35279	335641	46588	
354 NETHRLNDS	45618	9386	240395	52786	
375 SWEDEN	155620	24708	270613	43859	
376 SWITZRLND	12	79	111	1066	
400 U STATES	764973	366402	3446275	1709612	
	2285381	574291	6467284	2202158	
MACHINE AND OTHER SCREWS N O P					5412
100 U KINGDOM		12858		64224	
305 AUSTRIA				949	
306 BELGIUM		1184		6176	
335 GERMANY W		1002		2156	
347 JAPAN		422		1054	
354 NETHRLNDS		1074		16946	
375 SWEDEN				173	
376 SWITZRLND				218	
400 U STATES		136749		689732	
		153289		781628	
WOOD SCREWS OF IRON OR STEEL					5413
100 U KINGDOM		337		2695	
231 HONG KONG		651		2495	
305 AUSTRIA		5589		11722	
306 BELGIUM		116		1566	
335 GERMANY W		8126		18312	
347 JAPAN		1985		4588	
375 SWEDEN		2426		4736	
400 U STATES		14509		44725	
		33739		90839	
FISH HOOKS COMMERCIAL					5421
100 U KINGDOM		348		4197	
347 JAPAN		194		194	
359 NORWAY		2335		37835	
400 U STATES		2913		14286	
		5790		56512	
HARDWARE N O P					5422
100 U KINGDOM		31719		132309	
231 HONG KONG				264	
234 AUSTRALIA				3733	
305 AUSTRIA		2425		2425	
317 CZECHO S				1637	
318 DENMARK				221	
327 FRANCE				61	
335 GERMANY W		8133		38878	
347 JAPAN		4091		20482	
354 NETHRLNDS		8088		41093	
375 SWEDEN		2234		9970	
400 U STATES		358159		1381850	
		414849		1632923	
LOCKS OF IRON OR STEEL					5423
100 U KINGDOM		2039		19824	
231 HONG KONG				403	
234 AUSTRALIA				3472	
318 DENMARK				1114	
335 GERMANY W		6635		22424	
344 ITALY				362	
347 JAPAN		940		940	
400 U STATES		51671		299358	
		61285		347897	
SKATES ICE	PR				5425
100 U KINGDOM	534	1375	53332	77255	
375 SWEDEN	2000	3712	2000	3712	
400 U STATES	12	50	807	589	
	2546	5137	56139	81556	
SKATES ROLLER	PR				5426
100 U KINGDOM			156	302	

## IMPORTS INTO CANADA FOR CONSUMPTION

Articles and Countries from which Imported	MONTH OF MAY 1958		FIVE MONTHS ENDED MAY 1958		Class Number
	Quantities	Values (\$)	Quantities	Values (\$)	
400 U STATES	5082	11303	24518	60286	
CARPET SWEEPERS	5082	11303	24674	60588	
100 U KINGDOM	NO				5441
400 U STATES	876	4106	3414	11548	
CLEANERS ELECTRIC VACUUM	285	1931	2079	9280	
100 U KINGDOM	1161	6037	5493	20828	5442
306 BELGIUM	NO				
318 DENMARK	1492	39789	9128	239688	
335 GERMANY W			50	1440	
354 NETHRLNOS	40	1317	240	7815	
375 SWEDEN	230	7002	1067	32245	
400 U STATES	845	18719	2370	53189	
CLEANERS HAND VACUUM AND PARTS	7075	267943	36039	6256	
100 U KINGDOM	9682	334770	48986	1378573	
335 GERMANY W				1719206	5443
347 JAPAN		46442		230992	
354 NETHRLNDS		946		1445	
375 SWEDEN		601		4723	
400 U STATES		372		1785	
CLOTHES WRINGERS DOMESTIC		976		3850	
400 U STATES		104045		631956	5444
SEWING MACHINES DOMESTIC		153382		874751	
100 U KINGDOM	NO				5445
317 CZECHO S	5527	164940	19354	542674	
327 FRANCE			1	65	
335 GERMANY W			2	285	
344 ITALY	313	24924	1398	120923	
347 JAPAN	478	15802	2134	71112	
354 NETHRLNDS	11403	192417	35038	633522	
372 SPAIN			2	350	
375 SWEDEN	200	3128	700	12404	
376 SWITZRLND	75	3296	226	14583	
400 U STATES	286	20729	1660	121804	
SEWING MACH ATTACHMNTS DOMESTIC	4547	297239	16826	831094	
100 U KINGDOM	22829	722475	77341	2348816	5446
335 GERMANY W		1258		20006	
344 ITALY		70		736	
347 JAPAN		3770		584	
376 SWITZRLND		308		13470	
400 U STATES		14202		1135	
SEWING MACHINE PARTS DOMESTIC		19608		131498	
100 U KINGDOM		57382		167429	5447
318 DENMARK				225645	
335 GERMANY W		1746		443	
344 ITALY				9703	
347 JAPAN		1975		87	
375 SWEDEN		90		6959	
376 SWITZRLND		4427		90	
400 U STATES		54165		5457	
CLOTHES DRYERS DOMESTIC ELECTR		119785		356614	
100 U KINGDOM	NO			604998	5448
400 U STATES	728	150093	5674	1091528	
WATER PUMPS DOMESTIC	728	150093	5674	1091623	
100 U KINGDOM	NO				5449
400 U STATES	350	2307	808	5360	
WASHING MACHINES ELECTRIC	68	5702	279	18891	
100 U KINGDOM	418	8009	1087	24251	
400 U STATES	NO				5450
WASHING MACHINES N O P	16	1338	26	1937	
100 U KINGDOM	2543	318035	13070	1918393	
400 U STATES	2559	319373	13096	1920330	
WASHING MACHINES 400 U STATES	21	1786	243	58045	5451
WASHING MACHINE PARTS	21	1786	243	58045	
100 U KINGDOM		64		64	5453
400 U STATES		280529		1451452	
IRONERS DOMESTIC ELECTRIC		280593		1451516	
400 U STATES	NO				5454
ARTICLES FOR SMELTING IRON	5	145	387	26459	
100 U KINGDOM	5	145	387	26459	
335 GERMANY W		151		1718	5451
400 U STATES		30532		7891	
BLOWERS SMELTING APPARATUS		30683		172695	
306 BELGIUM				182304	5462
318 DENMARK				117	
327 FRANCE				12751	
335 GERMANY W				11315	
376 SWITZRLND				6681	
400 U STATES		30926		68	
BUDDLES VANNERS SLIME TABLES		30926		59955	
400 U STATES		106		90887	5463
		106		31905	
		106		31905	

IMPORTS INTO CANADA FOR CONSUMPTION

Articles and Countries from which Imported	MONTH OF MAY 1958		FIVE MONTHS ENDED MAY 1958		Class Number
	Quantities	Values (\$)	Quantities	Values (\$)	
CAR LOADING MACHINES COAL 400 U STATES				1331	5464
CHOCK RELEASE APPARATUS 100 U KINGDOM				17042	5465
COAL HEADING MACHINES 400 U STATES		56869		97219	5466
MINERS LAMPS AND ACCESSORIES 100 U KINGDOM 375 SWEDEN 400 U STATES		5165		12626	5467
AMALGAM SAFES ORE SAMPLERS 100 U KINGDOM 335 GERMANY W 400 U STATES		29681		208423	5468
SUNDRY METALLURGICAL APPARATUS 100 U KINGDOM 327 FRANCE 400 U STATES		34846		222501	5469
DIAMOND DRILLS CORE DRILLS 100 U KINGDOM 400 U STATES		297		3319	5470
MINE LOADING MACH CONVEYORS 100 U KINGDOM 375 SWEDEN 400 U STATES		33650		225564	5471
MACHINERY ALLUVIAL MINING 400 U STATES		33947		229445	5473
MACHINERY ORE HANDLING 400 U STATES		566679		1634374	5474
MACHINERY ORE CONCENTRATION 100 U KINGDOM 381 ALASKA 400 U STATES		141683		145731	5475
MACHINERY METAL REFINING 100 U KINGDOM 327 FRANCE 376 SWITZRLND 400 U STATES		441501		2099966	5476
ORE CRUSHERS GRINDING MILLS 100 U KINGDOM 327 FRANCE 335 GERMANY W 400 U STATES		1149863		3880071	5477
COAL CUTTERS AUGERS DRILLS 100 U KINGDOM 400 U STATES		61882		153709	5478
PUMPS PREC METAL EXTRACTION 400 U STATES		13153		91288	5480
RDCK DRILLS AND PARTS 100 U KINGDOM 207 UN SO AFR 375 SWEDEN 400 U STATES	NO	75035		244997	5481
WELL DRILLING MACHINERY 100 U KINGDOM 335 GERMANY W 347 JAPAN 359 NORWAY 400 U STATES		12607		211612	5482
ADDING MACHINES AND PARTS 100 U KINGDOM 225 TRINIDAD 335 GERMANY W 344 ITALY 359 NORWAY 375 SWEDEN 376 SWITZRLND 400 U STATES		275		13561	5500
BOOKKEEPING MACHINES AND PARTS 100 U KINGDOM 231 HONG KONG 318 DENMARK 327 FRANCE 335 GERMANY W 344 ITALY 354 NETHRLNDS 375 SWEDEN 376 SWITZRLND		841118		4845247	5501
		854000		5070420	
		63308		345218	
		379		14303	
		379		14303	
		706		2353	
		37482		688990	
		38188		691480	
		29737		129960	
		172		704	
		376		3200	
		14057		179523	
		43966		313387	
		334		7209	
		18877		128572	
		335		1849	
		128053		1037317	
		147264		1174947	
		2152		1862	
		2152		20680	
		24467		22542	
		24467		180071	
		24467		180071	
	NO	16	88	81626	
		11389		12562	
		11967		38817	
		11600	2	793132	
		92663	144	926137	
		127619	234		
		14264		74589	
		372		6684	
		345		463	
		3262		3262	
		2326766		16981327	
		2345009		17066325	
	NO	13	328	51558	
		23	63	8368	
		66	287	37957	
		115	769	87537	
		39	214	12778	
		49	533	61761	
		20	65	4735	
		1121	3415	745877	
		1446	5674	1010571	
	NO	35	125	237602	
				331	
			300	6232	
		2	10	84039	
		34	293	72517	
		126	1169	366071	
			50	5030	
		45	235	48638	
		48	161	25907	

## IMPORTS INTO CANADA FOR CONSUMPTION

Articles and Countries from which Imported	MONTH OF MAY 1958		FIVE MONTHS ENDED MAY 1958		Class Number
	Quantities	Values (\$)	Quantities	Values (\$)	
390 GERMANY E				160	
400 U STATES	358	1056077	1748	4741858	
CASH REGISTERS	642	1231862	4091	5588385	5502
100 U KINGDOM				1327	
359 NORWAY		5768		13371	
375 SWEDEN		47154		168030	
400 U STATES		18462		110855	
CASH REGISTER PARTS		71384		293583	5503
359 NORWAY		233		233	
375 SWEDEN		2049		3778	
400 U STATES		146058		962286	
DICTATING MACHINES AND PARTS		148340		966297	5504
100 U KINGDOM		137		81920	
306 BELGIUM		111		111	
318 DENMARK		257		13232	
327 FRANCE				165	
335 GERMANY W		44759		221552	
354 NETHRLNDS		28949		30317	
400 U STATES		124455		457817	
TYPEWRITERS	NO	198668		805114	5505
100 U KINGDOM	2697	163629	14965	832478	
304 ARGENTINA	2	235	2	235	
327 FRANCE	30	2573	30	2573	
335 GERMANY W	338	21945	1202	68422	
344 ITALY	497	30297	1690	76303	
347 JAPAN			1	119	
354 NETHRLNDS	568	16576	718	21236	
375 SWEDEN	89	4890	438	26759	
376 SWITZRLND	198	15899	575	33031	
390 GERMANY E	34	1040	111	4145	
400 U STATES	680	47731	2445	155095	
TYPEWRITER PARTS	5133	304815	22177	1220396	5506
100 U KINGDOM		9206		106274	
317 CZECHO S		10400		17331	
327 FRANCE		1396		5665	
335 GERMANY W		651		4643	
344 ITALY		134		1302	
354 NETHRLNDS				678	
375 SWEDEN		1264		1537	
376 SWITZRLND		3064		4705	
400 U STATES		184405		1408362	
MACHINERY 412A PAPER WORKING		210520		1550497	5511
100 U KINGDOM		96027		154307	
234 AUSTRALIA				143	
306 BELGIUM		14268		15527	
317 CZECHO S		1645		5980	
318 DENMARK		80		12969	
327 FRANCE		77		374	
335 GERMANY W		108464		502094	
344 ITALY		4312		18402	
354 NETHRLNDS		368		1382	
375 SWEDEN		115		6433	
376 SWITZRLND		69030		126633	
384 P RICO				3921	
390 GERMANY E		1427		30757	
400 U STATES		881009		4370769	
MACHINERY 412A CELLULOSE		1176822		5249691	5512
100 U KINGDOM		1032		9078	
335 GERMANY W				2081	
400 U STATES		4989		11042	
NEWSPAPER PRESSES AND PARTS		6021		22201	5513
100 U KINGDOM	NO				
375 SWEDEN	1	184339	1	186092	
400 U STATES		27505	1	14991	
FLAT BED CYL PRESSES AND PARTS		211844	3	299459	5514
100 U KINGDOM	NO		2	23843	
400 U STATES			4	13383	
PRINTING PRESSES N O P AND PTS			6	37226	5515
100 U KINGDOM	NO				
317 CZECHO S	558	162057	2245	475570	
318 DENMARK	2	3060	6	11606	
327 FRANCE	102	8858	262	18641	
335 GERMANY W		427		963	
344 ITALY	38	94296	157	309128	
347 JAPAN			42	2074	
354 NETHRLNDS	14	28438	1	22222	
375 SWEDEN	3	17463	15	38573	
376 SWITZRLND	1	9164	47	124590	
390 GERMANY E			10	104738	
400 U STATES			11	77371	
TYPECASTING MACHINES AND PARTS	703	953824	3006	3360166	5516
100 U KINGDOM	1421	1277587	5802	4545642	
335 GERMANY W		604		3192	
344 ITALY		72		72	
400 U STATES		195963		2812	
		196639		1026156	
				1032232	

IMPORTS INTO CANADA FOR CONSUMPTION

Articles and Countries from which Imported	MONTH OF MAY 1958		FIVE MONTHS ENDED MAY 1958		Class Number
	Quantities	Values (\$)	Quantities	Values (\$)	
TYPEMAKING ACCESSORIES AND PTS 100 U KINGDOM 335 GERMANY W 400 U STATES					5517
				357 93 45090 45540	
SHOVELS POWER NOT MADE N O P 100 U KINGDOM 400 U STATES	NO				5518
	7 33 40	80503 302526 383029	11 116 127	112503 1048410 1160913	
SHOVELS POWER KIND MADE N O P 100 U KINGDOM 344 ITALY 400 U STATES	NO				5519
	2 34 36	31342 712231 743573	2 3 137	31342 65395 3059893	
SHOVELS POWER PARTS OF N O P 100 U KINGDOM 344 ITALY 381 ALASKA 400 U STATES					5520
		6666 1698 858900 867264		33259 5765 3156040 3195364	
AIR COMPRESSING MACH AND PARTS 100 U KINGDOM 305 AUSTRIA 306 BELGIUM 317 CZECHOS 327 FRANCE 335 GERMANY W 344 ITALY 375 SWEDEN 376 SWITZRLND 400 U STATES					5521
		99945 1338 16597 8619 2354 7247 8250 360 1342110 1486820		398981 1338 48945 8619 15121 12557 12560 19693 7205 485374 5378393	
BAKERY MACHINERY AND PARTS 100 U KINGDOM 318 DENMARK 335 GERMANY W 344 ITALY 354 NETHRLNDS 375 SWEDEN 400 U STATES					5522
		61084 1115 195141 257340		167562 57 3896 2711 5211 1693 1316020 1497150	
COAL CARBONIZING MACH AND PARTS 400 U STATES					5524
		427 427		1219 1219	
SEWING MACHINES INDUSTRIAL 100 U KINGDOM 306 BELGIUM 318 DENMARK 335 GERMANY W 344 ITALY 347 JAPAN 372 SPAIN 375 SWEDEN 376 SWITZRLND 400 U STATES	NO				5525
	18 137 20 301 476	3333 227 14851 839 416 179331 198997	164 1 323 1 100 31 1480 2171	19068 442 3561 47243 901 6140 5655 416 2110 829134 914670	
CLAY PRODUCTS MACH AND PARTS 100 U KINGDOM 236 NEW ZEAL 400 U STATES					5526
		250 28202 28452		9373 250 89028 98651	
COAL COKE AND GAS MACH AND PARTS 100 U KINGDOM 400 U STATES					5527
		433824 433824		2149 4607958 4610107	
WASTE RECOVERY MACH AND PARTS 100 U KINGDOM 400 U STATES					5528
		38791 38791		53 129201 129254	
COAL HANDLING MACHINES AND PARTS 100 U KINGDOM 400 U STATES					5529
		7748 10954 18702		7748 83444 91192	
CONCRETE MIXING MACH AND PARTS 100 U KINGDOM 335 GERMANY W 376 SWITZRLND 400 U STATES	NO				5530
	1 82 83	10435 145568 156003	2 17 4 213 236	5153 20560 2521 627724 655958	
ROCK DRILL BITS 100 U KINGDOM 207 UN SD AFR 305 AUSTRIA 335 GERMANY W 366 PORTUGAL 375 SWEDEN 400 U STATES	NO				5531
	319 5340 277 2722 3609 12267	4364 20302 2497 25544 105267 157974	2944 17988 568 500 36 17706 19373 59115	19271 66258 4513 2331 264 178705 534457 805799	
DENTAL ENGINES ELECTRIC 100 U KINGDOM 400 U STATES	NO				5532
	2 25 27	344 4672 5016	7 155 162	1061 26393 27454	
HAND FIRE EXTINGUISHERS 100 U KINGDOM 347 JAPAN 400 U STATES					5534
		526 114822 115348		15373 526 543227 559126	

## IMPORTS INTO CANADA FOR CONSUMPTION

Articles and Countries from which Imported	MONTH OF MAY 1958		FIVE MONTHS ENDED MAY 1958		Class Number
	Quantities	Values (\$)	Quantities	Values (\$)	
FERTILIZER MACHINERY AND PARTS					
100 U KINGDOM				49741	5535
400 U STATES		16949		33576	
		16949		83317	
FISH PREPARING MACH AND PARTS					
318 DENMARK		1091		1091	5536
335 GERMANY W		45882		70813	
400 U STATES		8717		27353	
		55690		99257	
REFRIGERATING MACH AND PARTS					
100 U KINGDOM		23741		90273	5537
318 DENMARK		1511		3177	
327 FRANCE				4525	
335 GERMANY W				3576	
400 U STATES		937695		3500675	
		962947		3602226	
LAWN MOWERS POWER AND PARTS					
100 U KINGDOM	NO	321	1077	62656	5538
400 U STATES		5421	20635	1584036	
		5742	21712	1646692	
LAWN MOWERS N O P					
100 U KINGDOM	NO	13132	37154	286963	5539
400 U STATES		386	8223	107060	
		13518	45377	394023	
LEATHER MACHINERY AND PARTS					
100 U KINGDOM		289		1038	5540
335 GERMANY W				617	
400 U STATES		15106		149736	
		15395		151391	
LOGGING MACHINERY AND PARTS					
100 U KINGDOM		41529		88843	5541
306 BELGIUM				194	
335 GERMANY W		836		4097	
347 JAPAN		12584		80898	
354 NETHRLNDS		3435		8026	
375 SWEDEN				5329	
400 U STATES		871434		2897943	
		929818		3085330	
METAL DRILLING MACH AND PARTS					
100 U KINGDOM		30428		235131	5542
306 BELGIUM				1068	
317 CZECHO S		8951		38168	
335 GERMANY W		7861		87643	
344 ITALY		33887		44806	
354 NETHRLNDS				669	
365 POLAND		3310		3310	
366 PORTUGAL		297		297	
375 SWEDEN				8037	
376 SWITZRLND				27687	
400 U STATES		112408		880169	
		197142		1326985	
METAL GRINDING MACH AND PARTS					
100 U KINGDOM		73800		280375	5543
207 UN SO AFR				1380	
306 BELGIUM				115	
317 CZECHO S		7096		21247	
335 GERMANY W		22702		73871	
344 ITALY		317		317	
347 JAPAN		5810		5810	
375 SWEDEN		2551		16447	
376 SWITZRLND		6481		15875	
400 U STATES		385449		1762851	
		504206		2178288	
METALWORKING LATHES AND PARTS					
100 U KINGDOM		118719		625795	5544
305 AUSTRIA				195	
306 BELGIUM				7625	
317 CZECHO S		2599		14490	
318 DENMARK				74	
327 FRANCE		1612		1612	
335 GERMANY W		107434		400902	
344 ITALY				34068	
375 SWEDEN		436		1615	
376 SWITZRLND		1141		17721	
400 U STATES		274267		1305119	
		506208		2409216	
METAL MILLING MACHINES AND PTS					
100 U KINGDOM		41539		177921	5545
317 CZECHO S		5625		19535	
318 DENMARK		306		18127	
327 FRANCE				20973	
335 GERMANY W		5355		100815	
344 ITALY		9968		97171	
375 SWEDEN		2886		5733	
376 SWITZRLND				42842	
400 U STATES		412049		1266884	
		477728		1750001	
METALWORKING PLANERS AND PARTS					
100 U KINGDOM				4876	5546
335 GERMANY W				38049	
400 U STATES		4601		27766	
		4601		70691	
METALWORKING PRESSES AND PARTS					
100 U KINGDOM		109026		298168	5547
317 CZECHO S				5262	
318 DENMARK				1208	



IMPORTS INTO CANADA FOR CONSUMPTION

Articles and Countries from which Imported	MONTH OF MAY 1958		FIVE MONTHS ENDED MAY 1958		Class Number
	Quantities	Values (\$)	Quantities	Values (\$)	
335 GERMANY W		7933		30959	
344 ITALY				641	
375 SWEDEN				3680	
376 SWITZRLND				558	
400 U STATES		391623		2482082	
METAL ROLLING MILL MCH AND PTS		508582		2822558	5548
100 U KINGDOM		5689		217685	
335 GERMANY W		19436		54681	
400 U STATES		257588		1475025	
METAL SHAPERS SLOTTERS AND PTS		282713		1747391	5549
100 U KINGDOM		3991		113671	
207 UN SO AFR				1652	
335 GERMANY W		2550		4466	
375 SWEDEN		1965		10471	
400 U STATES		19578		129268	
METALWORKING MCH N O P AND PTS		28084		259528	5550
100 U KINGDOM		78709		399310	
305 AUSTRIA		326		723	
306 BELGIUM		294		5620	
318 DENMARK		1869		2614	
335 GERMANY W		33268		132721	
344 ITALY				2568	
359 NORWAY		943		2980	
375 SWEDEN		6250		17108	
376 SWITZRLND		67		2242	
400 U STATES		873430		3674997	
MOTION PICTURE PROJECTORS		995156		4240883	5551
100 U KINGDOM		6482		18278	
305 AUSTRIA		23585		85437	
306 BELGIUM				249	
317 CZECHO S				162	
327 FRANCE		1050		2415	
335 GERMANY W		3312		8569	
344 ITALY		662		5642	
347 JAPAN		6627		38852	
354 NETHRLNDS		105		286	
376 SWITZRLND		5155		25672	
400 U STATES		247531		1050110	
CRANES ETC NOT MADE IN CANADA	NO	294509		1235672	5552
100 U KINGDOM	9	7329	32	38358	
318 DENMARK			3	1090	
375 SWEDEN	9	6386	29	17963	
400 U STATES	62	272355	401	2211064	
CRANES ETC KIND MADE IN CANADA	NO	286070	465	2268475	5553
100 U KINGDOM	7	110624	36	267229	
327 FRANCE	54	6112	54	6112	
335 GERMANY W	3	1413	11	3660	
347 JAPAN	1	96	1	96	
359 NORWAY	65	3512	78	13485	
375 SWEDEN	17	31380	46	91285	
400 U STATES	260	283944	1171	1385964	
CRANES HOISTS ETC NOP PARTS OF	407	437081	1397	1767831	5554
100 U KINGDOM		134450		261817	
327 FRANCE				1964	
335 GERMANY W		4340		11914	
359 NORWAY		173		617	
375 SWEDEN		2511		11366	
376 SWITZRLND				6488	
400 U STATES		184687		970299	
OZONE GENERATORS AND PARTS		326161		1284465	5555
100 U KINGDOM				337	
327 FRANCE				320	
335 GERMANY W				751	
400 U STATES				1813	
PAPER MILL MACHINES AND PARTS				3221	5556
100 U KINGDOM		114930		479805	
305 AUSTRIA		2187		17614	
327 FRANCE				5283	
335 GERMANY W		4101		91373	
359 NORWAY				2381	
375 SWEDEN				116263	
400 U STATES		799445		8197910	
PULP MILL MACHINES AND PARTS		920663		8910629	5557
100 U KINGDOM		1439		1439	
335 GERMANY W				677	
400 U STATES		88258		390032	
POWER PUMPS N O P AND PARTS	NO	89697		392148	5558
100 U KINGDOM	634	100888	1885	472884	
207 UN SO AFR		65		198	
318 DENMARK	2	64	5	1359	
327 FRANCE			6	10546	
335 GERMANY W	209	1195	511	33288	
344 ITALY			2	6135	
352 MEXICO	4	564	4	564	
354 NETHRLNDS	1	64	2	21277	

## IMPORTS INTO CANADA FOR CONSUMPTION

Articles and Countries from which Imported	MONTH OF MAY 1958		FIVE MONTHS ENDED MAY 1958		Class Number
	Quantities	Values (\$)	Quantities	Values (\$)	
375 SWEDEN	11	22663	106	122856	
376 SWITZRLND	1	3168	1	3303	
400 U STATES	4764	952340	20380	4845002	
RIFLE MAKING MACHINERY	5626	1081011	22902	5517412	
100 U KINGDOM				150	5559
400 U STATES		1813		50165	
ROAD MAKING MACHINERY AND PTS		1813		50315	
100 U KINGDOM		62687		110173	5560
327 FRANCE		5925		5925	
347 JAPAN		11904		11904	
381 ALASKA				600	
400 U STATES		996121		2364390	
TRENCH AND DITCH MACH AND PTS		1076637		2492992	
100 U KINGDOM		7198		8157	5561
400 U STATES		19085		50283	
ROLLERS STREET ROAD AND PARTS		26283		58440	
100 U KINGDOM	NO				5562
400 U STATES	6	43276	12	77926	
ROLLS CAST FOR ROLLING STEEL	118	286228	208	647650	
100 U KINGDOM					5563
400 U STATES	124	329504	220	725576	
SAWMILL MACHINERY AND PARTS				57631	
305 AUSTRIA		2146		2146	5564
306 BELGIUM				27857	
335 GERMANY W		16080		63943	
375 SWEDEN		1923		26758	
400 U STATES		54057		329916	
SCRAPERS RAILWAY OR ROAD		74206		450620	
100 U KINGDOM		12128		24278	5565
381 ALASKA				5880	
400 U STATES		502498		919775	
SHDE MACHINERY AND PARTS		514626		949933	
100 U KINGDOM		4119		36156	5566
317 CZECHO S				124	
318 DENMARK		805		8189	
327 FRANCE		5888		5888	
335 GERMANY W		5027		13855	
344 ITALY		1985		5257	
354 NETHRLNDS				794	
400 U STATES		67101		353854	
ROLLS CAST FOR ROLLING PAPER		84925		424117	
100 U KINGDOM		35392		84973	5567
400 U STATES		101280		361405	
STREET CLEANING MACH AND PARTS		136672		446378	
100 U KINGDOM				2047	5569
400 U STATES		73619		292092	
BEEET SUGAR MACHINERY AND PARTS		73619		294139	
100 U KINGDOM		306		306	5570
335 GERMANY W				114	
400 U STATES		71980		97983	
VENEER DRYING MACHINES AND PTS		72286		98403	
335 GERMANY W		13464		17348	5571
400 U STATES		9507		16861	
WATER METERS N O P AND PARTS		22971		34209	
100 U KINGDOM	NO				5572
400 U STATES	1	473	98	16978	
WATER TURBINES AND PARTS	14	6003	86	17888	
100 U KINGDOM					5573
400 U STATES	15	6476	184	34866	
WIRE STITCHER STAPLERS AND PTS					
100 U KINGDOM					5574
305 AUSTRIA		1064		11273	
335 GERMANY W		500		1216	
344 ITALY		145		452	
347 JAPAN				1708	
359 NORWAY				752	
375 SWEDEN		6820		28102	
376 SWITZRLND				128	
400 U STATES		72091		406702	
YARN CORD FABRIC MACH AND PTS		80620		451618	
100 U KINGDOM		287472		938471	5575
305 AUSTRIA		1927		2335	
306 BELGIUM				3591	
317 CZECHO S		92		369	
327 FRANCE				10110	
335 GERMANY W		25575		86759	
344 ITALY		21072		40256	

IMPORTS INTO CANADA FOR CONSUMPTION

101

Articles and Countries from which Imported	MONTH OF MAY 1958		FIVE MONTHS ENDED MAY 1958		Class Number
	Quantities	Values (\$)	Quantities	Values (\$)	
347 JAPAN				1758	
352 MEXICO		7506		7506	
354 NETHRLNDS				1252	
359 NORWAY				144	
375 SWEDEN				3494	
376 SWITZRLND		13711		70469	
390 GERMANY E				415	
400 U STATES		989454		6346693	
		1346809		7513622	
ALL MACHINERY N O P AND PARTS					5576
100 U KINGDOM		797166		3980771	
205 RHOD NYAS				2974	
207 UN SO AFR				2264	
234 AUSTRALIA				23047	
236 NEW ZEAL				76	
305 AUSTRIA		102502		220712	
306 BELGIUM		16091		85014	
317 CZECHO S				3258	
318 DENMARK		33653		80523	
327 FRANCE		52583		225070	
335 GERMANY W		172614		1022318	
344 ITALY		23256		145610	
347 JAPAN		16347		56670	
354 NETHRLNDS		6523		56785	
359 NORWAY		181		4246	
361 PANAMA				203	
375 SWEDEN		36282		219830	
376 SWITZRLND		77946		206029	
383 HAWAII				1548	
384 P RICO		37074		37074	
387 VENEZUELA		513		513	
390 GERMANY E		60		60	
400 U STATES		10687704		45623204	
		12060495		51997799	
CIGARETTE CIGAR MACH AND PARTS					5577
100 U KINGDOM		353809		1065862	
207 UN SO AFR				7594	
327 FRANCE		360		360	
335 GERMANY W		31928		198162	
375 SWEDEN		21928		47712	
376 SWITZRLND				607	
400 U STATES		138600		787110	
		546625		2107407	
VENEER OR PLYWOOD MACH AND PTS					5578
100 U KINGDOM		2478		2478	
335 GERMANY W		7849		21735	
400 U STATES		13335		133080	
		23662		157293	
PURIFIERS FOR FISH OILS					5579
FORGED STEEL ROLLS					5580
100 U KINGDOM		24308		97524	
335 GERMANY W				1130	
400 U STATES		81934		291516	
		106242		390170	
FIXED METERS GAUGES FOR LIQUID					5581
100 U KINGDOM		4046		6320	
335 GERMANY W		1082		4534	
359 NORWAY		416		416	
400 U STATES		25857		182129	
		31401		193399	
AIR CONDITIONING APPARATUS NOP					5582
100 U KINGDOM		46028		267467	
207 UN SO AFR		1588		5083	
306 BELGIUM		92		279	
335 GERMANY W		6386		7484	
375 SWEDEN		73		959	
376 SWITZRLND		571		571	
400 U STATES		981672		3903514	
		1036410		4185357	
DIES IN THE ROUGH					5583
100 U KINGDOM				1338	
400 U STATES		4491		29210	
		4491		30548	
BOTTLING MACHINES AND PARTS					5584
100 U KINGDOM				2471	
327 FRANCE				1582	
335 GERMANY W				3755	
400 U STATES		185374		1128568	
		185374		1136376	
BULLDOZERS EARTHMOVERS AND PTS					5585
100 U KINGDOM	NO	58775	39	196534	
335 GERMANY W				362	
344 ITALY		448		448	
375 SWEDEN		355		4444	
381 ALASKA		1200		1950	
400 U STATES	70	1201199	286	5273360	
	83	1261977	326	5477098	
CONVEYING EQUIPMENT AND PARTS					5586
100 U KINGDOM		32801		339728	
207 UN SO AFR				1110	
306 BELGIUM				50021	
327 FRANCE		1588		11469	
335 GERMANY W		66048		291521	
344 ITALY				2700	
347 JAPAN				980	

## IMPORTS INTO CANADA FOR CONSUMPTION

Articles and Countries from which Imported	MONTH OF MAY 1958		FIVE MONTHS ENDED MAY 1958		Class Number
	Quantities	Values (\$)	Quantities	Values (\$)	
354 NETHRLNDS				1022	
375 SWEDEN		426		10941	
400 U STATES		520646		2247475	
POWER JACKS AND PARTS		621509		2956967	
	N O				5 587
100 U KINGDOM	29	2308	757	46125	
318 DENMARK			1	84	
335 GERMANY W			7	517	
354 NETHRLNDS	15	128	15	128	
375 SWEDEN	162	1338	977	36163	
400 U STATES	4251	155602	17986	653910	
	4457	159376	19743	736927	
STONE CRUSHING MACH AND PARTS					
		34309		34495	5 588
100 U KINGDOM				864	
306 BELGIUM				3088	
335 GERMANY W				1258408	
400 U STATES		326590		1296855	
		360899			
WOODWORKING MACH AND PARTS NOP					
		52380		188271	5 589
100 U KINGDOM				905	
305 AUSTRIA				5057	
306 BELGIUM		4241		70514	
335 GERMANY W		16987		4326	
344 ITALY		3451		1933	
347 JAPAN		1933		231	
359 NORWAY				7904	
375 SWEDEN		2576		36265	
376 SWITZRLND		28512		1887038	
400 U STATES		422725		2202444	
		532805			
AIR CONDITIONERS ROOM SIZE					
	N O				5 590
100 U KINGDOM	66	2348	66	2348	
400 U STATES	1402	236621	9430	1457777	
	1468	238969	9496	1460125	
FRONT END LOADERS SHOVELS PTS					
	N O				5 591
100 U KINGDOM	1	7885	43	24627	
400 U STATES	68	1124528	229	3173814	
	69	1132413	272	3198441	
SPRINGS FOR RAILWAY VEHICLES					
		6133		58066	5 592
400 U STATES		6133		58066	
SPRINGS FOR OTHER VEHICLES					
		1603		15122	5 593
400 U STATES		1603		15122	
SPRINGS FOR FURNITURE					
		7512		35884	5 594
400 U STATES		7512		35884	
SPRINGS FOR CLOCKS					
		98		392	5 595
100 U KINGDOM				234	
335 GERMANY W				2675	
400 U STATES		635		3301	
		733			
BATHS BATHTUBS IRON OR STEEL					
				282	5 600
100 U KINGDOM				27883	
335 GERMANY W		15097		461025	
400 U STATES		117351		489190	
		132448			
BASINS CLOSETS SINKS					
		9236		48519	5 601
100 U KINGDOM				9662	
335 GERMANY W		6868		30503	
375 SWEDEN		2108		553597	
400 U STATES		106414		642281	
		124626			
CONTAINERS TINPLATE FOR FOOD					
		181434		641124	5 602
400 U STATES		181434		641124	
CONTAINERS TINPLATE N O P					
		9395		19149	5 603
100 U KINGDOM				979	
335 GERMANY W		205		2533	
354 NETHRLNDS		2362		466	
376 SWITZRLND				1115206	
400 U STATES		224201		1138333	
		236163			
HOLLOW WARE ENAMELLED IRON					
		779		4233	5 604
100 U KINGDOM				3856	
306 BELGIUM		3336		6824	
318 DENMARK		2273		1168	
327 FRANCE				1470	
335 GERMANY W		251		3750	
354 NETHRLNDS		3481		113	
359 NORWAY		113		728	
375 SWEDEN				197	
376 SWITZRLND				97719	
400 U STATES		36351		120058	
		46584			
HOLLOW WARE IRON N O P					
		17729		38430	5 605
100 U KINGDOM				1713	
318 DENMARK		578		1729	
327 FRANCE		337		11436	
335 GERMANY W		5606		90	
344 ITALY				20796	
347 JAPAN		2893		494	
354 NETHRLNDS		494		166	
359 NORWAY				5546	
375 SWEDEN		2090		61	
376 SWITZRLND					

IMPORTS INTO CANADA FOR CONSUMPTION

Articles and Countries from which Imported	MONTH OF MAY 1958		FIVE MONTHS ENDED MAY 1958		Class Number
	Quantities	Values (\$)	Quantities	Values (\$)	
400 U STATES		290942		1310573	5606
KITCHEN DAIRY HOLLOW WARE TIN		320669		1391034	
100 U KINGDOM				467	5607
335 GERMANY W		5114		29304	
347 JAPAN		8538		8603	
400 U STATES		17805		52092	
		31457		90466	
MFRS OF TIN AND TINPLATE N O P					5607
100 U KINGDOM		6191		27923	
225 TRINIDAD				162	
327 FRANCE		1008		2190	
335 GERMANY W		1996		9221	
344 ITALY				169	
347 JAPAN		265		1392	
352 MEXICO		98		301	
354 NETHRLNDS		1545		2291	
359 NORWAY		154		362	
400 U STATES		365865		1436348	
ANVILS AND VISES		377122		1480359	5621
100 U KINGDOM		23816		73540	5621
317 CZECHO S				246	
335 GERMANY W		1436		3831	
347 JAPAN		497		1266	
354 NETHRLNDS				159	
400 U STATES		14289		67347	
AUGERS BITS AND DRILLS		40038		146389	5622
100 U KINGDOM		89539		369503	
234 AUSTRALIA		16602		43334	
305 AUSTRIA		1305		9208	
318 DENMARK		1183		6584	
327 FRANCE		245		10618	
335 GERMANY W		17819		81973	
344 ITALY		4931		10255	
347 JAPAN		3641		9978	
354 NETHRLNDS		707		2897	
375 SWEODEN		1846		40662	
376 SWITZRLND				493	
400 U STATES		79673		408023	
		217491		993528	
AXES	DOZ				5623
100 U KINGDOM	100	1229	700	7953	
335 GERMANY W	371	4073	495	5357	
347 JAPAN	5	62	5	62	
375 SWEDEN	805	10250	2091	26941	
400 U STATES	10	402	86	1849	
	1291	16016	3377	42162	
FILES N O P AND RASPS	DOZ				5624
100 U KINGDOM	1111	3523	11454	43454	
335 GERMANY W	2963	6254	6573	15196	
344 ITALY			287	400	
347 JAPAN			46	71	
354 NETHRLNDS			14	101	
366 PORTUGAL			1322	2987	
375 SWEDEN	1606	3693	3875	13892	
376 SWITZRLND			90	618	
400 U STATES	4137	27807	27189	177824	
	9817	41277	50850	254543	
HACK SAW BLADES					5625
100 U KINGDOM		10295		57851	
234 AUSTRALIA				2166	
335 GERMANY W		2496		4621	
344 ITALY				690	
347 JAPAN				289	
359 NORWAY				259	
375 SWEDEN				5912	
400 U STATES		7466		44772	
		20257		116560	
SAWS N O P					5626
100 U KINGDOM		6675		31101	
305 AUSTRIA				273	
318 DENMARK		175		983	
335 GERMANY W		13917		45311	
344 ITALY				150	
347 JAPAN		4366		9118	
359 NORWAY				3315	
375 SWEODEN		2873		27549	
376 SWITZRLND				1104	
400 U STATES		23220		99690	
		51226		218594	
WRENCHES					5627
100 U KINGDOM		4413		17158	
318 DENMARK				620	
335 GERMANY W		51955		186477	
344 ITALY		912		13254	
347 JAPAN		4856		17527	
375 SWEDEN		66		2687	
376 SWITZRLND				153	
400 U STATES		222247		881448	
		284449		1119324	
ADZES CLEAVERS HATCHETS PLANES					5628
100 U KINGDOM		21366		82822	
234 AUSTRALIA		586		3264	
317 CZECHO S		1512		2204	

## IMPORTS INTO CANADA FOR CONSUMPTION

Articles and Countries from which Imported	MONTH OF MAY 1958		FIVE MONTHS ENDED MAY 1958		Class Number	
	Quantities	Values (\$)	Quantities	Values (\$)		
327 FRANCE		265		889		
335 GERMANY W		39791		133466		
344 ITALY		328		2776		
347 JAPAN		3983		9779		
354 NETHRLNDS				124		
375 SWEDEN		5239		36605		
376 SWITZRLND		200		655		
400 U STATES		83241		409083		
ENGINEERS PRECISION TOOLS		156511		681667		
100 U KINGDOM		32418		156481	5629	
234 AUSTRALIA				1520		
306 BELGIUM				12812		
318 DENMARK		711		3357		
327 FRANCE				1448		
335 GERMANY W		43275		208880		
344 ITALY		1421		2738		
347 JAPAN		9594		58695		
354 NETHRLNDS		110		661		
375 SWEDEN		670		8508		
376 SWITZRLND		24314		102790		
400 U STATES		462242		2256701		
TOOLS N O P		574755		2814591		
100 U KINGDOM		76215		308588	5630	
231 HONG KONG		123		224		
234 AUSTRALIA		145		911		
305 AUSTRIA		1821		6757		
306 BELGIUM		108		108		
317 CZECHO S		2069		3004		
318 DENMARK				351		
327 FRANCE		1376		12032		
335 GERMANY W		59808		185114		
344 ITALY		2088		7412		
347 JAPAN		18958		72266		
354 NETHRLNDS		742		799		
359 NORWAY		110		1952		
375 SWEDEN		5022		23445		
376 SWITZRLND		5393		10582		
400 U STATES		546573		2534688		
FILES MANICURE		720551		3168233		
100 U KINGDOM		1760		4185	5631	
327 FRANCE				406		
335 GERMANY W		3136		7388		
400 U STATES		428		7372		
TOOLS FOR USE IN MACHINES		5324		19351		
100 U KINGDOM		85161		367806	5632	
234 AUSTRALIA		1149		4139		
305 AUSTRIA		1330		4464		
306 BELGIUM		883		1098		
318 DENMARK		72		800		
326 FINLAND				100		
327 FRANCE				231		
335 GERMANY W		9141		46520		
344 ITALY		131		1224		
354 NETHRLNDS				2654		
375 SWEDEN		5727		20186		
376 SWITZRLND		942		11179		
400 U STATES		636811		3557247		
AUTOMOBILES FREIGHT NEW	NO	741347		4017648		
100 U KINGDOM	NO	177	210891	467	559805	5641
335 GERMANY W		236	232865	976	958102	
400 U STATES		409	1845374	1848	8457448	
AUTOS PASS NEW UNDER 1200 DOL		822	2289130	3291	9975355	
100 U KINGDOM	NO	3606	3618240	14553	14615072	5642
317 CZECHO S		13	9679	94	64245	
327 FRANCE		567	489399	990	844986	
335 GERMANY W		2412	1828848	11143	8426501	
344 ITALY		58	47227	77	62576	
400 U STATES				49	43603	
AUTOS PASS NEW 1200 TO 2100 DOL		6656	5993393	26906	24056983	
100 U KINGDOM	NO	1632	2228455	4757	6533319	5643
327 FRANCE				4	6244	
335 GERMANY W		389	583382	1253	1859399	
375 SWEDEN		16	20084	70	87657	
400 U STATES		709	1156973	2421	3928266	
AUTOS PASS NEW N O P		2746	3988894	8505	12414885	
100 U KINGDOM	NO	129	342219	256	737848	5644
335 GERMANY W		37	105925	122	330334	
344 ITALY				2	6471	
400 U STATES		1140	3495634	6042	19560156	
MOTOR OMNIBUSES NEW		1306	3943778	6422	20634809	
335 GERMANY W	NO	55	65180	257	310746	5645
400 U STATES		61	1331775	140	2446844	
PARTS OF MOTOR BUS BODIES 4381		116	1396955	397	2757590	
100 U KINGDOM			1597		2997	5646
335 GERMANY W			2897		8462	
354 NETHRLNDS					164	

IMPORTS INTO CANADA FOR CONSUMPTION

Articles and Countries from which Imported	MONTH OF MAY 1958		FIVE MONTHS ENDED MAY 1958		Class Number
	Quantities	Values (\$)	Quantities	Values (\$)	
400 U STATES		551685		2420142	
AXLES BRAKES CLUTCHES TRUCK		556179		2431765	
100 U KINGDOM		3319		33399	5648
335 GERMANY W		5586		22202	
381 ALASKA				267	
400 U STATES		1702583		7714846	
AUTOMOBILE PARTS		1711488		7770714	
N O P					5650
100 U KINGDOM		318539		1668759	
234 AUSTRALIA				3093	
306 BELGIUM				8497	
317 CZECHO S				10848	
327 FRANCE		6183		24902	
335 GERMANY W		189785		730780	
344 ITALY		7513		7582	
347 JAPAN		5160		3973	
354 NETHRLNDS		1478		1838	
375 SWEDEN		7722		19790	
381 ALASKA				620	
384 P RICO				2018	
400 U STATES		19944313		99167723	
BICYCLES		20480693		101652423	
N O P					5651
100 U KINGDOM	NO	15908	318579	69381	1390687
317 CZECHO S		1522	15780	2447	24256
335 GERMANY W		289	3362	905	10062
344 ITALY		12	516	506	11603
354 NETHRLNDS		85	1352	391	5750
376 SWITZRLND				75	895
400 U STATES		160	2195	796	10845
BICYCLE AND TRICYCLE PARTS		17976	341784	74501	1454098
100 U KINGDOM			36670		267972
317 CZECHO S			2844		3852
327 FRANCE			242		242
335 GERMANY W			6434		44092
344 ITALY					438
347 JAPAN			246		3534
354 NETHRLNDS					435
375 SWEDEN			937		9505
400 U STATES			1683		14884
CARS RAILWAY BOX AND FLAT					5653
400 U STATES	NO			16	25483
CARS RAILWAY PASSENGER				16	25483
400 U STATES	NO				5654
CARS RAILWAY TANK					5655
400 U STATES	NO				5656
CARS RAILWAY N O P					5657
100 U KINGDOM		42	51788	322	291904
400 U STATES		14	761	37	197102
CARS RAILWAY PARTS OF		56	52549	359	489006
100 U KINGDOM			10834		26113
335 GERMANY W			43874		155902
400 U STATES			343338		2223694
MOTOR RAIL CARS AND PARTS			398046		2405709
100 U KINGDOM	NO				5658
381 ALASKA		4	4244	4	8808
400 U STATES		4	74365	5	447768
MOTOR CYCLES SIDE CARS AND PTS		8	78609	9	456700
100 U KINGDOM	NO	280	133280	863	431162
305 AUSTRIA					69
317 CZECHO S		6	771	61	13116
327 FRANCE		25	2154	25	2295
335 GERMANY W		142	29754	664	132276
344 ITALY		71	14765	238	57098
347 JAPAN		10	1732	11	2032
400 U STATES		30	38986	167	182616
MOTOR VEHICLES		564	221442	2029	820664
N O P					5661
100 U KINGDOM	NO	6	8723	19	33579
207 UN SO AFR				1	1444
306 BELGIUM				2	2873
312 CHILE				1	1081
327 FRANCE		1	1792	3	3424
335 GERMANY W		7	5674	16	13584
354 NETHRLNDS		1	1383	2	2400
359 NORWAY		1	305	1	305
375 SWEDEN				1	1625
376 SWITZRLND				1	100
400 U STATES		153	234022	583	1115766
TRACTION ENGINES		169	251899	630	1176181
NOP AND PARTS	NO				5663
400 U STATES		1	1170	1	1957
TRICYCLES		1	1170	1	1957
N O P					5664
100 U KINGDOM	NO	12	206	51	969
335 GERMANY W		10	154	150	1547
344 ITALY		4	228	4	228

## IMPORTS INTO CANADA FOR CONSUMPTION

Articles and Countries from which Imported	MONTH OF MAY 1958		FIVE MONTHS ENDED MAY 1958		Class Number
	Quantities	Values (\$)	Quantities	Values (\$)	
347 JAPAN			75	286	
400 U STATES	3288	14469	6418	26475	
FACTORY WAREHOUSE TRUCKS MOTOR	NO		6698	29505	5672
100 U KINGDOM	1	1452	1	3270	
400 U STATES	24	61340	108	407102	
FORK LIFT TRUCKS AND PARTS	NO		109	410372	5674
100 U KINGDOM	3	9818	32	117584	
375 SWEDEN			10	4718	
400 U STATES	153	723032	627	3214237	
ROLLER BEARINGS AND PARTS NOP			669	3336539	5680
100 U KINGDOM		41381		202235	
305 AUSTRIA		646		5463	
327 FRANCE				312	
335 GERMANY W		6745		111780	
344 ITALY		1140		7076	
375 SWEDEN		49755		236592	
376 SWITZRLND				1697	
400 U STATES		415308		2247456	
ANCHORS FOR VESSELS	CWT	514975		2812611	5681
100 U KINGDOM	350	7931	652	12763	
400 U STATES	745	16902	1304	40040	
BALL AND ROLR BRNGS FOR AUTOS	1095	24833	1956	52803	5682
100 U KINGDOM		30739		109623	
317 CZECHO S				762	
327 FRANCE				3136	
335 GERMANY W		24234		90366	
354 NETHRLNDS		722		816	
375 SWEDEN		365		4570	
400 U STATES		310861		1151348	
BALLS ROLLERS FOR BEARINGS		366921		1360621	5683
100 U KINGDOM				1141	
305 AUSTRIA				1217	
327 FRANCE		2396		5298	
335 GERMANY W		2504		12707	
347 JAPAN		1365		1365	
375 SWEDEN		709		29586	
400 U STATES		26947		96513	
BURNISHING BALLS		33921		147827	5684
335 GERMANY W				2745	
400 U STATES		399		10161	
BALL BEARINGS AND PARTS N O P		399		12906	5685
100 U KINGDOM		67899		299454	
305 AUSTRIA		5491		37502	
327 FRANCE				229	
335 GERMANY W		17803		90672	
344 ITALY		10132		30139	
354 NETHRLNDS				121	
375 SWEDEN		12302		94602	
376 SWITZRLND				1539	
400 U STATES		386218		2011338	
BOTTLES STEEL FOR GAS		499845		2565596	5686
100 U KINGDOM				5089	
220 BERMUDA		1760		3650	
224 JAMAICA		56		128	
227 BAHAMAS				500	
375 SWEDEN				1483	
381 ALASKA				120	
400 U STATES		86410		409646	
BAYONETS SWORDS FOILS MASKS		88226		420616	5687
100 U KINGDOM		508		4735	
327 FRANCE		286		286	
335 GERMANY W				1724	
400 U STATES		352		3694	
GALVANIZED RANGE BOILERS	NO			10439	5689
100 U KINGDOM	4461	41724	9569	91248	
400 U STATES	773	11665	1240	18874	
DRUMS CYLINDERS BARRELS TANKS	5234	53389	10609	110122	5690
100 U KINGDOM		1587		19966	
220 BERMUDA				1590	
335 GERMANY W				264	
375 SWEDEN				1063	
381 ALASKA		509		1858	
400 U STATES		229785		1139739	
FRAMES FOR PURSES RETICULES		231831		1164480	5691
100 U KINGDOM		5491		35060	
305 AUSTRIA		100		1466	
306 BELGIUM		1286		12310	
327 FRANCE				510	
335 GERMANY W		3647		38954	
344 ITALY				2330	
372 SPAIN		165		5968	
400 U STATES		16211		56705	
		26900		153303	



IMPORTS INTO CANADA FOR CONSUMPTION

Articles and Countries from which Imported	MONTH OF MAY 1958		FIVE MONTHS ENDED MAY 1958		Class Number
	Quantities	Values (\$)	Quantities	Values (\$)	
FURNITURE OF METAL					5692
100 U KINGDOM		14652		148187	
231 HONG KONG		115		6371	
318 DENMARK		996		4805	
327 FRANCE		4402		11803	
335 GERMANY W		1556		11501	
344 ITALY		4628		7594	
347 JAPAN		805		3780	
354 NETHRLNDS		2037		4730	
359 NORWAY				1599	
375 SWEDEN		1047		6325	
376 SWITZRLND				624	
388 YUGO SLAV		706		706	
400 U STATES		786716		3663061	
		817660		3871086	
MATERIALS FOR BUOYS					5693
375 SWEDEN		19975		26461	
400 U STATES		26477		57793	
		46452		84254	
GOLF SHAFTS OF SEAMLESS STEEL	NO				5694
100 U KINGDOM	16297	11034	138854	112210	
400 U STATES	4356	4015	4934	4507	
	20653	15049	143788	116717	
MATERIALS FOR RIFLES					5695
400 U STATES				11457	
				11457	
METAL PARTS FOR SHOTGUNS					5696
GUN BARRELS ROUGH BORED					5697
400 U STATES		58		355	
		58		355	
GUNS RIFLES AIR GUNS FIREARMS					5698
100 U KINGDOM		14625		43688	
305 AUSTRIA				132	
306 BELGIUM		1006		2361	
317 CZECHO S				1250	
326 FINLAND				87	
327 FRANCE		789		1458	
335 GERMANY W		4750		20207	
344 ITALY		1931		5051	
354 NETHRLNDS				3468	
359 NORWAY				59	
372 SPAIN		1193		4528	
375 SWEDEN				229	
376 SWITZRLND				1700	
400 U STATES		52461		316238	
		76755		400456	
GUNS NOT MADE IN CANADA					5699
100 U KINGDOM		12870		61686	
305 AUSTRIA		1506		2064	
306 BELGIUM		22548		56640	
317 CZECHO S				2642	
318 DENMARK		1777		1847	
326 FINLAND				296	
327 FRANCE		1306		5016	
335 GERMANY W		9071		25064	
344 ITALY		1684		7357	
359 NORWAY		980		22915	
372 SPAIN		3318		8897	
375 SWEDEN		12971		19935	
376 SWITZRLND		1015		3145	
390 GERMANY E				229	
400 U STATES		109727		475750	
		178773		693483	
KNIFE FORK SCISSORS BLANKS					5700
100 U KINGDOM				6091	
400 U STATES		20705		63006	
		20705		69097	
METAL PARTS LOOSELEAF BINDERS					5701
100 U KINGDOM		8520		43294	
305 AUSTRIA		717		717	
335 GERMANY W		287		287	
375 SWEDEN				497	
400 U STATES		42257		185758	
		51781		230553	
MAGIC LANTERNS AND SLIDES					5702
100 U KINGDOM		418		4778	
231 HONG KONG				138	
234 AUSTRALIA		2840		2840	
327 FRANCE		76		211	
335 GERMANY W		2317		6086	
347 JAPAN		6444		15192	
376 SWITZRLND				1281	
400 U STATES		167377		407267	
		179472		437793	
PRESSED STEEL BELT PULLEYS					5703
100 U KINGDOM		1055		4613	
234 AUSTRALIA		688		1382	
400 U STATES		19715		77002	
		21458		82997	
RAILWAY TIES FISH PLATES IRON	CWT				5704
335 GERMANY W	42	224	42	224	
400 U STATES	3383	41100	27186	258035	
	3425	41324	27228	258259	
RAILWAY INTERSECTION LAYOUTS					5705
100 U KINGDOM				115	

## IMPORTS INTO CANADA FOR CONSUMPTION

Articles and Countries from which Imported	MONTH OF MAY 1958		FIVE MONTHS ENDED MAY 1958		Class Number
	Quantities	Values (\$)	Quantities	Values (\$)	
335 GERMANY W				245	
400 U STATES		3123		28434	
SAFES AND DOORS FOR VAULTS		3123		28794	5706
100 U KINGDOM		25035		83640	
359 NORWAY		650		3380	
400 U STATES		87241		392343	
STEEL WOOL		112926		479363	5708
100 U KINGDOM				2571	
318 DENMARK				150	
335 GERMANY W				611	
400 U STATES		19182		82174	
LATH OF IRON OR STEEL		19182		85506	5709
100 U KINGDOM	CWT	945	5140	60067	
400 U STATES		32	1540	17725	
VALVES IRON OR STEEL N O P		977	6680	77792	5713
100 U KINGDOM		82050		431942	
318 DENMARK		546		1697	
335 GERMANY W		530		11292	
344 ITALY		1029		4409	
354 NETHRLNDS		4219		8650	
375 SWEDEN		3016		17458	
400 U STATES		899465		4793668	
MANUFACTURES OF IRON STEEL NOP		990855		5269116	5714
100 U KINGDOM		663843		3282286	
207 UN SO AFR				8575	
208 BSA OTHER				93	
215 INDIA		79		296	
216 PAKISTAN				107	
225 TRINIDAD		761		1492	
231 HONG KONG		9366		21097	
234 AUSTRALIA		68		1089	
305 AUSTRIA		1654		6328	
306 BELGIUM		274		25488	
317 CZECHOS				113	
318 DENMARK		1040		4201	
327 FRANCE		4755		39158	
335 GERMANY W		179767		340958	
344 ITALY		174881		262660	
347 JAPAN		43744		139307	
352 MEXICO				137	
354 NETHRLNOS		3245		20810	
359 NORWAY		6857		8322	
360 ISRAEL				128	
375 SWEDEN		13186		132209	
376 SWITZRLND		2047		11958	
384 P RICO				2159	
387 VENEZUELA		64		64	
389 IRELAND				111	
400 U STATES		5426169		25044633	
COOKING STOVES COAL OR WOOD	NO	6531800		29353779	5715
100 U KINGDOM			6	544	
400 U STATES		225	397	14198	
COOKING STOVES ELEC OVER 250DL	NO	225	403	14742	5716
100 U KINGDOM			7	3066	
400 U STATES		851	2455	307200	
COOKING STOVES GAS OVER 10 DOL	NO	851	2462	310266	5717
100 U KINGDOM			6	221	
400 U STATES		2375	10080	798319	
COOKING STOVES OIL OVER 10 DOL	NO	2375	10086	798540	5718
400 U STATES		93	662	24119	
FURNACES DOMESTIC HOT WATER		93	662	24119	5719
100 U KINGDOM				89	
400 U STATES		42979		156401	
FURNACES DOMESTIC WARM AIR	NO	42979		156490	5720
400 U STATES		2683	9832	1141022	
OIL BURNERS	NO	2683	9832	1141022	5721
400 U STATES		35	493	45204	
RAIATORS CAST IRON	SQ FT	35	493	45204	5722
ELECTRIC COOKING APPARATUS NOP					5723
100 U KINGDOM		10360		36754	
305 AUSTRIA				795	
327 FRANCE				941	
335 GERMANY W		214		780	
344 ITALY		260		322	
347 JAPAN		396		502	
376 SWITZRLND		125		341	
400 U STATES		243120		1066473	
HEATING COOKING APPARATUS NOP		254475		1106908	5724
100 U KINGDOM		2920		9708	
305 AUSTRIA				1020	
317 CZECHOS		1034		1034	

IMPORTS INTO CANADA FOR CONSUMPTION

Articles and Countries from which Imported	MONTH OF MAY 1958		FIVE MONTHS ENDED MAY 1958		Class Number
	Quantities	Values (\$)	Quantities	Values (\$)	
335 GERMANY W		3098		4063	
347 JAPAN		78		526	
375 SWEDEN		238		3988	
376 SWITZRLND		142		142	
400 U STATES		357443		1645608	
		364953		1666089	
PARTS HEATING AND COOKING APP					5725
100 U KINGDOM		1969		9222	
327 FRANCE				1570	
335 GERMANY W		193		549	
347 JAPAN				168	
354 NETHRLNDS				204	
375 SWEDEN		377		1450	
400 U STATES		1154667		5216865	
		1157206		5230028	
OVENS COMMERCIAL BAKERY					5726
100 U KINGDOM		372		684	
400 U STATES		22627		241021	
		22999		241705	
GAS STOVE THERMOSTATS LIGHTERS					5727
400 U STATES		4171		35064	
		4171		35064	
HEATERS OIL 20 DOLLARS OR OVER	NO				5728
100 U KINGDOM			28	747	
400 U STATES	2092	112973	6686	350719	
	2092	112973	6714	351466	
METAL STAMPINGS FOR BATHTUBS	CWT				5729
400 U STATES	13258	215391	51556	860815	
	13258	215391	51556	860815	
INDUSTRIAL FURNACES AND PARTS					5730
100 U KINGDOM		27941		50857	
306 BELGIUM				49246	
335 GERMANY W				15182	
344 ITALY				7936	
354 NETHRLNDS		179		39512	
375 SWEDEN		2306		2456	
400 U STATES		192822		1021595	
		223248		1186784	
RANGE OIL BURNERS	NO				5731
400 U STATES	175	5750	563	19630	
	175	5750	563	19630	
WATER HEATER PARTS					5733
100 U KINGDOM		188		5032	
335 GERMANY W				714	
400 U STATES		57485		217887	
		57673		223633	
WATER HEATERS GAS	NO				5734
100 U KINGDOM	25	786	186	8230	
335 GERMANY W			25	1416	
354 NETHRLNDS	12	129	12	129	
400 U STATES	2435	136176	10566	563994	
	2472	137091	10789	573769	
WATER HEATERS ELECTRIC	NO				5735
100 U KINGDOM	9	126	442	5767	
335 GERMANY W	4	598	544	2225	
400 U STATES	1967	79997	6862	309171	
	1980	80721	7848	317163	
WATER HEATERS N O P	NO				5736
100 U KINGDOM	1	124	5	492	
400 U STATES	336	23995	1618	108805	
	337	24119	1623	109297	
HOUSEHOLD SCALES ANO PTS	NO				5737
100 U KINGDOM	143	411	327	1044	
335 GERMANY W	310	914	2270	3529	
400 U STATES	8144	31793	59810	218747	
	8597	33118	62407	223320	
SCALES BALANCES PARTS N O P					5738
100 U KINGDOM		7902		27946	
306 BELGIUM				5973	
318 DENMARK				578	
335 GERMANY W		7577		50488	
347 JAPAN		440		813	
354 NETHRLNDS		1915		8329	
375 SWEDEN				2208	
376 SWITZRLND		5292		83039	
400 U STATES		268928		1020781	
		312054		1200155	

## IMPORTS INTO CANADA FOR CONSUMPTION

Articles and Countries from which Imported	MONTH OF MAY 1958		FIVE MONTHS ENDED MAY 1958		Class Number
	Quantities	Values (\$)	Quantities	Values (\$)	
<u>GROUP 6</u>					
NONFERROUS METALS AND PRODUCTS					
ALUMINA AND BAUXITE N O P	CWT				6001
100 U KINGDOM			34	525	
221 B GUIANA	121632	107858	755875	793758	
356 SURINAM	54637	54776	521325	509124	
400 U STATES	12665	43703	64677	144738	
	188934	206337	1341911	1448145	
BAUXITE ALUMINA FOR REFINING	CWT				6002
221 B GUIANA	875504	217129	875504	217129	
224 JAMAICA	480794	1524897	3099924	9830559	
327 FRANCE			58315	215610	
328 FR AFRICA	548373	149844	780209	212940	
356 SURINAM	1688624	492020	1849904	537967	
400 U STATES			21	319	
	3593295	2383890	6663877	11014524	
CRYOLITE OR KRYOLITE	CWT				6003
318 DENMARK	46269	454280	46269	454280	
400 U STATES	262	3180	668	8713	
	46531	457460	46937	462993	
ALUMINUM PIGS INGOTS BLOCKS	CWT				6004
100 U KINGDOM	76	2995	76	2995	
400 U STATES	275	7618	1574	43662	
	351	10613	1650	46657	
ALUMINUM SCRAP	CWT				6005
400 U STATES	452	6727	776	11724	
	452	6727	776	11724	
ALUMINUM ANGLES CHANNELS BEAMS	CWT				6006
100 U KINGDOM	1173	45271	2160	93025	
335 GERMANY W			3	515	
400 U STATES	1124	67177	4902	309786	
	2297	112448	7065	403326	
ALUMINUM BAR ROD AND WIRE RODS	CWT				6007
100 U KINGDOM	548	22802	2018	91300	
306 BELGIUM			24	1190	
335 GERMANY W	3	171	3	171	
376 SWITZRLND	34	1234	72	2789	
389 IRELAND			100	2850	
400 U STATES	538	28859	3300	169000	
	1123	53066	5517	267300	
ALUMINUM LEAF OR FOIL					6009
100 U KINGDOM		40647		177949	
335 GERMANY W		2914		3549	
344 ITALY				3064	
354 NETHRLNDS				454	
400 U STATES		39216		220346	
		82777		405362	
ALUMINUM PIPES AND TUBES	CWT				6010
100 U KINGDOM	367	19483	2663	138780	
335 GERMANY W			4	238	
400 U STATES	820	84180	2009	201381	
	1187	103663	4676	340399	
ALUMINUM PLATES SHEETS STRIPS	CWT				6011
100 U KINGDOM	2698	108615	9363	377169	
305 AUSTRIA			223	7731	
335 GERMANY W			11	373	
354 NETHRLNDS	527	18704	4156	150089	
376 SWITZRLND	231	8803	231	8803	
400 U STATES	3439	252778	22869	1444420	
	6895	388900	36853	1988585	
ALUMINUM POWDER AND PASTE	LB				6012
100 U KINGDOM	500	190	36250	10805	
400 U STATES	5288	3608	26702	15628	
	5788	3798	62952	26433	
ALUMINUM WIRE AND CABLE	CWT				6013
100 U KINGDOM	6980	246336	7618	275631	
400 U STATES	105	6894	1324	57336	
	7085	253230	8942	332967	
ALUMINUM HOUSEHLD HOLLOW WARE					6014
100 U KINGDOM		4095		26006	
231 HONG KONG		169		491	
306 BELGIUM				72	
327 FRANCE				75	
335 GERMANY W		1247		2872	
344 ITALY		21116		33496	
347 JAPAN		1758		13861	
354 NETHRLNDS		1379		1379	
372 SPAIN				3252	
376 SWITZRLND		1928		3406	
400 U STATES		130526		620497	
		162218		705407	
ALUMINUM MANUFACTURES N O P					6015
100 U KINGDOM		68835		280161	
231 HONG KONG		163		697	
305 AUSTRIA				65	
318 DENMARK		942		1012	
327 FRANCE		1001		3110	
335 GERMANY W		9984		28818	
344 ITALY		8224		19497	
347 JAPAN		16912		49588	
354 NETHRLNDS		966		2439	

IMPORTS INTO CANADA FOR CONSUMPTION

111

Articles and Countries from which Imported	MONTH OF MAY 1958		FIVE MONTHS ENDED MAY 1958		Class Number
	Quantities	Values (\$)	Quantities	Values (\$)	
375 SWEDEN		150		2580	
376 SWITZRLND		8317		16288	
400 U STATES		1026393		4619387	
		1141887		5025642	
BRASS IN BLOCKS INGOTS OR PIGS	CWT				6021
400 U STATES	20	1062	24	1159	
	20	1062	24	1159	
BRASS SCRAP	CWT				6022
400 U STATES	108	1872	243	4225	
	108	1872	243	4225	
BRASS IN BARS AND RODS	CWT				6023
100 U KINGDOM	1855	40870	6096	140509	
306 BELGIUM			31	1218	
335 GERMANY W			72	3029	
400 U STATES	136	6719	1004	51527	
	1991	47589	7203	196283	
BRASS IN STRIPS SHEETS PLATES	CWT				6024
100 U KINGDOM	2263	63160	12135	339450	
306 BELGIUM	73	1863	343	9756	
335 GERMANY W	40	1630	40	1630	
347 JAPAN	10	435	10	435	
400 U STATES	107	6379	1005	64166	
	2493	73467	13533	415437	
BRASS TUBING	CWT				6025
100 U KINGDOM	54	1962	239	9914	
306 BELGIUM			23	1200	
335 GERMANY W	74	6341	308	26966	
376 SWITZRLND			2	205	
400 U STATES	874	65260	4676	339728	
	1002	73563	5248	378013	
METAL CAPS FOR ELEC BATTERIES					6026
400 U STATES		1095		23268	
		1095		23268	
BRASS HAND PUMPS N O P					6030
100 U KINGDOM				223	
400 U STATES		1049		6802	
		1049		7025	
BRASS VALVES PLATED OR NOT					6031
100 U KINGDOM		4742		64172	
318 DENMARK		5133		17385	
335 GERMANY W		5148		9453	
344 ITALY		13932		57184	
347 JAPAN		4555		11148	
360 ISRAEL				289	
375 SWEODEN		5667		26733	
400 U STATES		344008		1656832	
		383185		1843196	
BRASS METERS AND PARTS					6032
100 U KINGDOM		2769		27863	
400 U STATES		48495		190178	
		51264		218041	
BRASS WIRE N O P	LB				6033
100 U KINGDOM	74217	19711	124136	39931	
335 GERMANY W	2000	1372	2000	1372	
354 NETHRLNDS	1098	325	1098	325	
400 U STATES	14095	9676	26964	20350	
	91410	31084	154198	61978	
BRASS WIRE CLOTH OR WOVEN WIRE					6034
100 U KINGDOM		539		1733	
305 AUSTRIA		707		707	
327 FRANCE				723	
335 GERMANY W				3423	
344 ITALY				108	
347 JAPAN		1556		6191	
354 NETHRLNDS		533		626	
400 U STATES		2605		15349	
		5940		28860	
BRASS MANUFACTURES N O P					6035
100 U KINGDOM		62037		333176	
215 INDIA		1095		9503	
225 TRINIDAD				50	
231 HONG KONG		8733		19714	
234 AUSTRALIA				1992	
305 AUSTRIA				1294	
306 BELGIUM		630		877	
318 OENMARK		1153		3637	
327 FRANCE		575		5486	
335 GERMANY W		14533		42249	
344 ITALY		11410		39116	
347 JAPAN		8403		41313	
352 MEXICO		171		171	
354 NETHRLNOS		1117		6123	
359 NORWAY		751		751	
360 ISRAEL		528		8360	
371 THAILAND		66		66	
372 SPAIN		88		907	
375 SWEDEN		2406		8793	
376 SWITZRLND		1837		4783	
400 U STATES		943810		4491425	
		1059343		5019786	
BRASS WIRE FOR FOURORINIER					6036
PLUMBERS BRASS GOOOS					6037
100 U KINGDOM		24333		67410	
335 GERMANY W		7544		14823	
344 ITALY		56021		139906	

## IMPORTS INTO CANADA FOR CONSUMPTION

Articles and Countries from which Imported	MONTH OF MAY 1958		FIVE MONTHS ENDED MAY 1958		Class Number
	Quantities	Values (\$)	Quantities	Values (\$)	
347 JAPAN		22265		63520	
354 NETHRLNDS		17556		42832	
375 SWEDEN				390	
376 SWITZRLND				1090	
400 U STATES		402089		1737429	
COPPER IN BLOCKS PIGS INGOTS		529808		2067400	
400 U STATES	CWT			235	6042
			6	235	
COPPER SCRAP	CWT				6043
400 U STATES		858	3532	76994	
		858	3532	76994	
COPPER BARS FOR ELECTRIC WIRES	CWT				6044
100 U KINGDOM		11198	11760	239600	
400 U STATES		2378	12366	409084	
		13576	24126	648684	
COPPER IN BARS OR RODS N O P	CWT				6046
100 U KINGDOM			62	2026	
400 U STATES		99	1215	38818	
		99	1277	40844	
COPPER IN STRIPS SHEETS PLATES	CWT				6047
100 U KINGDOM		1122	4953	161776	
207 UN SO AFR			1	228	
347 JAPAN			20	702	
400 U STATES		23	251	16373	
		1145	5225	179079	
COPPER TUBING	CWT				6048
100 U KINGDOM		4197	11760	407988	
335 GERMANY W			5	319	
400 U STATES		2343	7489	275606	
		6540	19254	683913	
COPPER ROLLERS FOR WALL PAPER					6049
100 U KINGDOM		2991		12613	
400 U STATES		1137		4978	
		4128		17591	
COPPER WIRE N O P	LB				6050
100 U KINGDOM		38435	61888	25299	
400 U STATES		9803	33229	19313	
		48238	95117	44612	
COPPER WIRE CLOTH WOVEN WIRE					6051
100 U KINGDOM		461		1022	
335 GERMANY W				384	
400 U STATES				1003	
		461		2409	
COPPER MANUFACTURES OF N O P					6052
100 U KINGDOM		2375		26441	
207 UN SO AFR				107	
215 INDIA				85	
231 HONG KONG				66	
306 BELGIUM				184	
318 DENMARK				72	
335 GERMANY W		1048		2162	
344 ITALY		866		3981	
347 JAPAN				1868	
354 NETHRLNDS		185		3282	
376 SWITZRLND		248		981	
392 SYRIA		273		273	
400 U STATES		61763		371101	
		66758		410603	
LEAD IN PIGS AND BLOCKS	LB				6061
100 U KINGDOM			33593	3579	
352 MEXICO		699969	1099975	100915	
400 U STATES			8295	2840	
		699969	1141863	107334	
LEAD OLD AND SCRAP	LB				6062
224 JAMAICA		80000	80000	2052	
354 NETHRLNDS			8830	662	
400 U STATES		5000	6519	1496	
		85000	95349	4210	
LEAD IN BARS AND SHEETS	LB				6063
100 U KINGDOM		4484	16599	1987	
306 BELGIUM			43229	4513	
		4484	59828	6500	
LEAD CAPSULES FOR BOTTLES					6065
100 U KINGDOM				4342	
327 FRANCE		334		334	
335 GERMANY W				7578	
354 NETHRLNDS		1113		8083	
400 U STATES		77		370	
		1524		20707	
LEAD MANUFACTURES N O P					6068
100 U KINGDOM		5811		26442	
306 BELGIUM		703		990	
335 GERMANY W		247		376	
347 JAPAN		825		1123	
354 NETHRLNDS				2693	
360 ISRAEL				99	
400 U STATES		20446		72424	
		28032		104147	
RODS 90 PC NICKEL FOR WIRE	LB				6070
400 U STATES		4613	18754	25627	
		4613	18754	25627	
NICKEL NICKEL SILVER IN INGOTS	LB				6071
400 U STATES		75928	282709	80043	
		75928	282709	80043	

IMPORTS INTO CANADA FOR CONSUMPTION

113

Articles and Countries from which Imported	MONTH OF MAY 1958		FIVE MONTHS ENDED MAY 1958		Class Number
	Quantities	Values (\$)	Quantities	Values (\$)	
NICKEL BARS RODS STRIPS SHEETS 100 U KINGDOM 400 U STATES	LB 307866	292975	3264 1586203	13945 1531897	6072
NICKEL SILVER BARS RODS STRIPS 400 U STATES	LB 307866	292975	1459 1459	1726 1726	6073
NICKEL CHROMIUM IN BARS RODS 100 U KINGDOM 400 U STATES	LB 1342	1601	5009 9514	7195 11721	6074
NICKEL MANUFACTURES NOT PLATED 100 U KINGDOM 344 ITALY 354 NETHRLNDS 400 U STATES		1601	14523	18916	6075
NICKEL AND PLATED HOLLOW WARE 400 U STATES		313 191 243 9993		7378 940 243 42735	6076
NICKEL PLATED WARE N O P 100 U KINGDDM 231 HONG KONG 305 AUSTRIA 313 CHINA 327 FRANCE 335 GERMANY W 344 ITALY 347 JAPAN 354 NETHRLNDS 360 ISRAEL 372 SPAIN 375 SWEDEN 376 SWITZRLND 400 U STATES		10740		51296	6077
ELECTRO PLATED WARE GILT WARE 100 U KINGDOM 207 UN SO AFR 215 INDIA 231 HONG KONG 234 AUSTRALIA 305 AUSTRIA 306 BELGIUM 317 CZECHO S 318 DENMARK 327 FRANCE 327 FRANCE 335 GERMANY W 344 ITALY 347 JAPAN 354 NETHRLNDS 359 NORWAY 372 SPAIN 375 SWEDEN 376 SWITZRLND 400 U STATES		78 78		520 520	6082
GOLD SILVER SWEEPS GOLD FRINGE 100 U KINGDOM 327 FRANCE 400 U STATES		15605		55504	6084
GOLD SILVER DUTCH METAL LEAF 100 U KINGDOM 335 GERMANY W 344 ITALY 400 U STATES		148121		657951	6085
GOLD MANUFACTURES N O P 100 U KINGDOM 318 DENMARK 335 GERMANY W 344 ITALY 372 SPAIN 400 U STATES		76529		420879	6086
PLATINUM PALLADIUM IRIIDIUM 100 U KINGDOM 400 U STATES		1211523		5554559	6087
PLATINUM CRUCIBLES 400 U STATES		1419 516		5766 1658	6088
SILVER UNMANUFACTURED 100 U KINGDOM 400 U STATES	02	1935		7803	6091
TOILET ARTICLES OF STERLING 100 U KINGDOM 335 GERMANY W 400 U STATES		6365		29671 2095 280	6093
SILVER MANUFACTURES N O P 100 U KINGDOM 207 UN SO AFR		9011		37328	6094
		15376		69374	
		830 112 445 125		2041 112 733 608	
		5353		33207	
		6865		37062	
		1798606 8051		4075803 37909	
		1806657		4113712	
		114456		547351	
		114456		547351	
			2014 269	1778 231	
			2283	2009	
		1120 246 658		3025 246 2365	
		2024		5636	
		48799		143656 272	

## IMPORTS INTO CANADA FOR CONSUMPTION

Articles and Countries from which Imported	MONTH OF MAY 1958		FIVE MONTHS ENDED MAY 1958		Class Number
	Quantities	Values (\$)	Quantities	Values (\$)	
231 HONG KONG				61	
305 AUSTRIA		353		478	
306 BELGIUM				99	
318 DENMARK		1449		14341	
327 FRANCE		339		2344	
335 GERMANY W		3148		8621	
344 ITALY		415		1051	
347 JAPAN				53	
352 MEXICO		57		1360	
354 NETHRLNDS		50		658	
359 NORWAY				140	
375 SWEDEN		575		1764	
376 SWITZRLND		50		104	
384 P RICO		5190		8352	
400 U STATES		15881		69726	
		76306		253080	
TIN BLOCKS PIGS OR BARS	CWT				6101
100 U KINGDOM	560	49603	1905	172187	
218 MALAYA	896	79174	9184	837075	
306 BELGIUM	3360	298656	7280	650069	
335 GERMANY W	910	77675	1142	97668	
354 NETHRLNDS	448	40154	1568	141456	
400 U STATES	946	86697	2821	260862	
	7120	631959	23900	2159317	
TIN FOIL	LB				6102
400 U STATES	1270	1718	10299	10858	
	1270	1718	10299	10858	
COLLAPSIBLE TUBES OF METAL					6103
400 U STATES		8671		28140	
		8671		28140	
ZINC BLOCKS PIGS BARS PLATES	CWT				6112
306 BELGIUM	23	342	51	760	
400 U STATES	112	2806	558	11299	
	135	3148	609	12059	
ZINC STRIP AND SHEETS	CWT				6113
100 U KINGDOM	35	552	665	12327	
306 BELGIUM	511	7900	1664	26578	
327 FRANCE			24	502	
400 U STATES	959	32107	5890	170090	
	1505	40559	8243	209497	
ZINC DUST	CWT				6115
100 U KINGDOM			1802	24269	
400 U STATES	1549	21376	2301	32515	
	1549	21376	4103	56784	
ZINC MANUFACTURES N O P					6116
100 U KINGDOM		1129		9268	
231 HONG KONG				329	
306 BELGIUM		195		1036	
318 DENMARK		109		109	
335 GERMANY W		2723		10332	
344 ITALY		583		583	
347 JAPAN		496		2323	
354 NETHRLNDS		239		239	
359 NORWAY				2560	
400 U STATES		206050		819965	
		211524		846744	
ZINC SLUGS FOR DRY BATTERIES					6117
100 U KINGDOM				1909	
400 U STATES		5217		84830	
		5217		86739	
ALLOYS OF COPPER					6119
100 U KINGDOM		18790		32046	
335 GERMANY W		1110		1110	
400 U STATES		22347		115920	
		42247		149076	
ALLOYS OF MAGNESIUM					6120
100 U KINGDOM				4653	
400 U STATES		15376		143715	
		15376		148368	
BABBITT METAL IN BLOCKS BARS	CWT				6121
100 U KINGDOM	10	883	20	1770	
400 U STATES	31	2408	108	9989	
	41	3291	128	11759	
BRITANNIA METAL AND MFRS					6123
100 U KINGDOM		52		2035	
347 JAPAN				1773	
400 U STATES		1787		5204	
		1839		9012	
CHROMIUM TUNGSTEN FOR ALLOYS	LB				6124
100 U KINGDOM			18318	2362	
305 AUSTRIA			18	228	
354 NETHRLNDS			118	2956	
400 U STATES	1538	10807	7934	66133	
	1538	10807	26388	71679	
ALLOY SLUGS CAST WITH DIAMONDS					6125
400 U STATES		273		4179	
		273		4179	
PHOSPHOR TIN PHOSPHOR BRONZE	LB				6126
100 U KINGDOM	66756	32648	430546	222010	
335 GERMANY W	33600	23448	102800	72728	
400 U STATES	1207	1097	52340	46766	
	101563	57193	585686	341504	
WATCHES OVER ONE JEWEL					6127
100 U KINGDOM				401	
231 HONG KONG		68		118	
327 FRANCE		9239		19644	



IMPORTS INTO CANADA FOR CONSUMPTION

Articles and Countries from which Imported	MONTH OF MAY 1958		FIVE MONTHS ENDED MAY 1958		Class Number
	Quantities	Values (\$)	Quantities	Values (\$)	
335 GERMANY W		13449		39925	
354 NETHRLNDS				2784	
376 SWITZRLND		105702		368734	
383 HAWAII				80	
400 U STATES		8875		14389	
WATCHES ONE OR NO JEWEL		137333		446075	
335 GERMANY W		1475		1783	6128
376 SWITZRLND		14867		100463	
400 U STATES		380		2315	
WATCH ACTIONS OVER ONE JEWEL		16722		104561	
100 U KINGDOM		5472		9463	6129
327 FRANCE		7588		33067	
335 GERMANY W		31443		123528	
375 SWEDEN				134	
376 SWITZRLND		264034		1109317	
400 U STATES		26399		78731	
WATCH ACTIONS ONE OR NO JEWEL		334936		1354240	
100 U KINGDOM		4315		74697	6130
327 FRANCE				507	
335 GERMANY W		8189		20700	
376 SWITZRLND		14597		81495	
400 U STATES		293		1867	
CLOCKS N O P		27394		179666	
100 U KINGDOM	NO 293	2650	1145	11380	6131
305 AUSTRIA			1	136	
327 FRANCE	3	273	4	331	
335 GERMANY W	9272	39486	35402	138043	
344 ITALY			501	611	
347 JAPAN	500	783	1265	1984	
375 SWEDEN			14	162	
376 SWITZRLND	384	4542	582	6923	
400 U STATES	8859	44288	38791	204660	
CLOCK MOVEMENTS AND CASES	19311	92022	77705	364230	
100 U KINGDOM		2933		14875	6132
335 GERMANY W		1923		4973	
400 U STATES		8998		58669	
PARTS OF CLOCK MOVEMENTS		13854		78517	
100 U KINGDOM		5655		28739	6133
306 BELGIUM				1996	
327 FRANCE				1189	
335 GERMANY W		1409		3782	
354 NETHRLNDS				1938	
359 NORWAY		1176		4096	
376 SWITZRLND		81		418	
400 U STATES		32841		167390	
TIME RECORDERS		41162		209548	
100 U KINGDOM		2279		7076	6134
225 TRINIOAD				4404	
335 GERMANY W		75		8210	
375 SWEDEN		389		389	
376 SWITZRLND		424		2528	
400 U STATES		14568		74031	
ALARM CLOCKS		17735		96638	
100 U KINGDOM	NO		2112	2838	6135
327 FRANCE			4000	5000	
335 GERMANY W	49905	77069	157163	254040	
344 ITALY	800	879	2180	2953	
347 JAPAN	154	242	1000	1908	
375 SWEDEN			25	135	
376 SWITZRLND	661	3326	2035	8783	
400 U STATES	100	362	1041	2732	
WATCH CASES AND PARTS	51620	81878	169556	278389	
100 U KINGDOM		1500		7311	6136
220 BERMUDA		480		1440	
231 HONG KONG		1053		8680	
327 FRANCE		6540		41111	
335 GERMANY W		7967		39040	
347 JAPAN				285	
376 SWITZRLND		25697		108695	
400 U STATES		48847		305319	
PARTS OF WATCH MOVEMENTS		92084		511881	
100 U KINGDOM		11344		34826	6138
327 FRANCE		2702		6629	
335 GERMANY W		1394		4656	
347 JAPAN		58		58	
376 SWITZRLND		18138		103970	
400 U STATES		15391		68588	
BATTERIES FLASHLIGHT AND PARTS		49027		218727	
100 U KINGDOM				71	6139
231 HONG KONG		11387		33785	
347 JAPAN		534		1095	
400 U STATES		12344		54803	
BATTERIES HEARING AID AND PTS		24265		89754	
100 U KINGDOM				255	6140

## IMPORTS INTO CANADA FOR CONSUMPTION

Articles and Countries from which Imported	MONTH OF MAY 1958		FIVE MONTHS ENDED MAY 1958		Class Number
	Quantities	Values (\$)	Quantities	Values (\$)	
400 U STATES		15917		198442	
BATTERIES ELECTRIC PRIMARY NOP		15917		198697	
100 U KINGDOM		14042		60725	6141
231 HONG KONG		395		1650	
318 DENMARK		77		141	
327 FRANCE		81		254	
335 GERMANY W		237		4689	
347 JAPAN		5156		11814	
400 U STATES		78706		315821	
BATTERIES STORAGE N O P PARTS		98694		395094	
100 U KINGDOM		32354		143813	6142
327 FRANCE		1451		32349	
335 GERMANY W		1172		7520	
347 JAPAN		427		1650	
375 SWEDEN				6717	
400 U STATES		103887		598669	
APPARATUS ELECTRIC HEATING NOP		139291		790718	
100 U KINGDOM		11964		33386	6143
306 BELGIUM				4066	
335 GERMANY W		919		9455	
347 JAPAN		325		325	
354 NETHRLNDS				31230	
375 SWEDEN				325	
376 SWITZRLND				180	
384 P RICO		2532		9699	
400 U STATES		139036		720582	
DYNAMOS GENERATORS AND PTS NOP		154776		809248	
100 U KINGDOM		85334		759339	6144
306 BELGIUM		725		39325	
318 DENMARK				6149	
327 FRANCE		89		1025	
335 GERMANY W		1751		12772	
347 JAPAN		12921		13896	
359 NORWAY		1177		2305	
375 SWEDEN		3616		5505	
376 SWITZRLND		276547		639578	
400 U STATES		788546		4182126	
FUSES FUSE PLUGS CUTOUTS PARTS		1170706		5662020	
100 U KINGDOM		9065		54403	6145
327 FRANCE				598	
335 GERMANY W				110	
376 SWITZRLND				972	
400 U STATES		88587		502098	
FLUORESCENT TUBES ARC LAMPS		97652		558181	
NO					6146
100 U KINGDOM			40	198	
354 NETHRLNDS	5688	1227	8669	5032	
400 U STATES	42166	34825	163042	165166	
LAMPS ELECTRIC INCANDESCENT		47854	171751	170396	
NO					6148
100 U KINGDOM	65856	6817	86203	10778	
231 HONG KONG			28000	577	
306 BELGIUM			15984	2161	
335 GERMANY W	9	86	29908	3009	
347 JAPAN	3552700	77075	10492200	215280	
354 NETHRLNDS	11516	1422	118902	10971	
375 SWEDEN			700	695	
376 SWITZRLND			1225	1224	
400 U STATES	1000	1000	3316260	1143248	
LIGHTS HEAD SIDE TAIL TORCHES		622816	202410	14089382	6149
100 U KINGDOM	4253897	288810	14089382	1387943	
231 HONG KONG		6160		47446	
317 CZECHO S		18635		67980	
335 GERMANY W		5424		127	
344 ITALY				25093	
347 JAPAN		4020		101	
354 NETHRLNDS		2464		13551	
390 GERMANY E				19018	
400 U STATES		108733		120	
ELECTRIC LIGHT FIXTURES N O P		145436		548126	
100 U KINGDOM		65174		721562	6150
231 HONG KONG		512		84400	
305 AUSTRIA		836		2349	
317 CZECHO S		4221		3655	
318 DENMARK		2255		11369	
327 FRANCE		2209		4496	
335 GERMANY W		11323		6975	
340 HUNGARY				76027	
344 ITALY		4977		71	
347 JAPAN		4012		28224	
354 NETHRLNDS		4149		23121	
359 NORWAY		1930		17573	
360 ISRAEL				2472	
366 PORTUGAL				450	
372 SPAIN				443	
375 SWEDEN		3256		1493	
376 SWITZRLNO				5343	
389 IRELAND				290	
390 GERMANY E				110	
				236	

IMPORTS INTO CANADA FOR CONSUMPTION

117

Articles and Countries from which Imported	MONTH OF MAY 1958		FIVE MONTHS ENDED MAY 1958		Class Number
	Quantities	Values (\$)	Quantities	Values (\$)	
400 U STATES		492946		2477876	
LIGHTNING ARRESTERS REACTORS		597800		2746973	6151
100 U KINGDOM		6863		44621	
375 SWEDEN				2338	
376 SWITZRLND		4644		13453	
400 U STATES		18687		122129	
MAGNETOS FOR GAS ENGINES		30194		182541	6152
400 U STATES		2256		27450	
METERS ELECTRIC AND PARTS NOP		2256		27450	6153
100 U KINGDOM		9691		57566	
318 DENMARK				2572	
335 GERMANY W		687		4401	
347 JAPAN		4645		16432	
354 NETHRLNDS		273		618	
376 SWITZRLND		1885		17052	
400 U STATES		227295		1122552	
MOTORS ELECTRIC UNDER 10 DOL		244476		1221193	6154
100 U KINGDOM	N0	574	2046	9981	
335 GERMANY W		303	359	2266	
344 ITALY		25	95	517	
347 JAPAN		280	310	1225	
354 NETHRLNDS		1056	4580	12193	
400 U STATES		14558	43082	158885	
MOTORS ELECTRIC NOP AND PARTS		16796	50472	185067	6155
100 U KINGDOM		199708		1079169	
306 BELGIUM				9385	
317 CZECHO S				72	
318 DENMARK		2690		4705	
327 FRANCE				2402	
335 GERMANY		5578		30781	
344 ITALY				71	
347 JAPAN				532	
352 MEXICO				71	
354 NETHRLNDS		646		11279	
359 NORWAY		136		1925	
375 SWEDEN		16986		25376	
376 SWITZRLND		524		9361	
381 ALASKA				98	
400 U STATES		1339127		6109062	
RHEOSTATS CONTROLLERS STARTERS		1565395		7284289	6156
100 U KINGDOM		66755		201605	
231 HONG KONG		791		1011	
305 AUSTRIA				433	
318 DENMARK		576		3843	
335 GERMANY W		354		1318	
375 SWEDEN		3255		3255	
376 SWITZRLND		13578		63469	
400 U STATES		763894		4034225	
SAD IRONS ELECTRIC AND PARTS		849203		4309159	6157
100 U KINGDOM		3009		18468	
335 GERMANY W		76		517	
400 U STATES		38715		178790	
SELFCONTAINED LIGHTING OUTFITS		41800		197775	6158
100 U KINGDOM		236		236	
400 U STATES		728		7277	
SOCKETS DUTLETS RECEPTACLES		964		7513	6159
100 U KINGDOM		398		1732	
335 GERMANY W				406	
354 NETHRLNDS				1389	
400 U STATES		147159		724733	
SPARK PLUGS MAGNETOS IGNITION		147557		728260	6160
100 U KINGDOM		4037		28869	
335 GERMANY W				9345	
347 JAPAN		585		1467	
376 SWITZRLND				520	
400 U STATES		81747		459105	
SWITCHES SWITCHBOARDS AND PTS		86369		499306	6161
100 U KINGDOM		58529		480120	
305 AUSTRIA		656		1933	
306 BELGIUM				1000	
327 FRANCE		85441		148361	
335 GERMANY W		1583		179076	
347 JAPAN		8473		11064	
354 NETHRLNDS				939	
375 SWEDEN		15991		24037	
376 SWITZRLND		69879		696824	
384 P RICO				2146	
400 U STATES		679056		3854868	
SWITCHGEAR FOR MINES		919608		5400368	6162
100 U KINGDOM		14275		33160	
327 FRANCE		59		59	
400 U STATES		28847		47857	
		43181		81076	

## IMPORTS INTO CANADA FOR CONSUMPTION

Articles and Countries from which Imported	MONTH OF MAY 1958		FIVE MONTHS ENDED MAY 1958		Class Number
	Quantities	Values (\$)	Quantities	Values (\$)	
TELEGRAPH APPARATUS AND PARTS					6163
100 U KINGDOM		8747		103325	
234 AUSTRALIA		723		4568	
318 DENMARK				960	
335 GERMANY W		133366		571747	
359 NORWAY		2997		2997	
400 U STATES		325368		2041150	
		471201		2724747	
TELEPHONE APPARATUS AND PARTS					6164
100 U KINGDOM		284182		1726737	
234 AUSTRALIA		302		9561	
305 AUSTRIA		83		2482	
306 BELGIUM				167	
318 DENMARK		3830		10096	
335 GERMANY W		3200		6631	
344 ITALY		4573		174428	
347 JAPAN		1350		1870	
375 SWEDEN		4359		24547	
376 SWITZRLND				3905	
400 U STATES		949226		5058538	
		1251105		7018962	
TRANSFORMERS AND PARTS N O P					6165
100 U KINGDOM		351501		953162	
318 DENMARK		55		316	
327 FRANCE				35132	
335 GERMANY W		6263		66089	
344 ITALY				1016	
347 JAPAN		384		2904	
354 NETHRLNDS		1577		4972	
375 SWEDEN		18987		112441	
376 SWITZRLND		22970		185458	
400 U STATES		459573		2624110	
		861310		3985600	
RADIO TUBES	NO				6166
100 U KINGDOM	13995	9852	41936	59727	
327 FRANCE			2	178	
335 GERMANY W	120	79	671	582	
347 JAPAN	500	1221	2256	3218	
354 NETHRLNDS	135668	35898	514911	175757	
375 SWEDEN	1150	6406	4999	22990	
400 U STATES	484821	535630	3126097	3274618	
	636254	589086	3690872	3537070	
RADIO APPARATUS N O P					6167
100 U KINGDOM		312602		1534613	
305 AUSTRIA		1080		1080	
318 DENMARK		121		1915	
327 FRANCE				321	
335 GERMANY W		20902		219388	
344 ITALY		720		5187	
347 JAPAN		10176		28155	
354 NETHRLNDS		24151		168681	
375 SWEDEN		8683		16878	
381 ALASKA				54	
400 U STATES		2822909		11557554	
		3201344		13533826	
ELECTRIC DRY SHAVING MACHINES	NO				6168
100 U KINGDOM		57		4800	
335 GERMANY W	160	3234	1455	8955	
347 JAPAN	1000	1463	7044	12262	
354 NETHRLNDS	14842	56172	54663	229748	
376 SWITZRLND		62	98	778	
384 P RICO			2040	10552	
400 U STATES	11592	111737	78221	936808	
	27594	172725	143521	1203903	
ELECT STEAM GENERATORS ANO PTS	NO				6169
100 U KINGDOM		944709	2	4196167	
375 SWEDEN			1	130824	
376 SWITZRLND		293		452835	
400 U STATES		6864	3	175696	
		951866	6	4955522	
ELECTRIC APPARATUS N O P					6170
100 U KINGDOM		109917		486960	
231 HONG KONG				151	
234 AUSTRALIA		277		4959	
305 AUSTRIA		204		708	
306 BELGIUM				420	
318 DENMARK		346		1865	
327 FRANCE		1558		14724	
335 GERMANY W		9249		25522	
338 HAITI				200	
340 HUNGARY				361	
344 ITALY				98	
347 JAPAN		7475		24729	
354 NETHRLNDS		16929		60988	
375 SWEDEN		7510		23855	
376 SWITZRLND		78760		196497	
384 P RICO		270		5234	
400 U STATES		2497443		11592986	
		2729938		12440257	
ELECTRIC PRECISION INSTRUMENTS					6171
100 U KINGDOM		73272		371713	
207 UN SO AFR		16768		82086	
225 TRINIDAD		627		13883	
305 AUSTRIA		352		591	
318 DENMARK		3202		14534	
327 FRANCE				1092	

IMPORTS INTO CANADA FOR CONSUMPTION

119

Articles and Countries from which Imported	MONTH OF MAY 1958		FIVE MONTHS ENDED MAY 1958		Class Number
	Quantities	Values (\$)	Quantities	Values (\$)	
335 GERMANY W		4954		37269	
344 ITALY				2229	
347 JAPAN		138		9244	
354 NETHRLNDS		9885		44637	
376 SWITZRLND		8291		22641	
384 P RICO				407	
400 U STATES		1820946		7210473	
		1938435		7810799	
ELECTRIC OR GAS WELDING APP					6172
100 U KINGDOM		14173		69120	
305 AUSTRIA		94		94	
327 FRANCE				511	
335 GERMANY W		977		11171	
375 SWEDEN				3013	
376 SWITZRLND				4126	
400 U STATES		456777		2040201	
		472021		2128236	
RADIO RECEIVING SETS					6173
100 U KINGDOM	NO		2504	68941	
305 AUSTRIA	655	18229	186	5123	
306 BELGIUM	77	1975	76	652	
318 DENMARK			1	171	
327 FRANCE			1	74	
335 GERMANY W	2336	100362	8938	440414	
340 HUNGARY	21	350	21	350	
347 JAPAN	10081	108285	30582	338747	
354 NETHRLNDS	1017	12305	3705	86340	
359 NORWAY			8	496	
375 SWEDEN			1	140	
381 ALASKA			1	60	
400 U STATES	7978	231721	21924	730703	
	22165	473227	67948	1672211	
TELEVISION RECEIVING SETS	NO				6174
344 ITALY			1	50	
381 ALASKA			1	75	
400 U STATES	303	29730	2047	256849	
	303	29730	2049	256974	
RADIO SET PARTS					6175
100 U KINGDOM		244104		799106	
327 FRANCE				3463	
335 GERMANY W		7082		43169	
347 JAPAN				154	
354 NETHRLNDS		11956		138507	
376 SWITZRLND				775	
400 U STATES		369552		1334202	
		632694		2319376	
RADIO TUBE PARTS					6176
100 U KINGDOM		4284		22778	
335 GERMANY W				395	
344 ITALY				10812	
354 NETHRLNDS		2692		14781	
375 SWEDEN				511	
400 U STATES		543758		2762002	
		550734		2811279	
SOUND EQUIPMENT N O P					6177
100 U KINGDOM		20520		124843	
231 HONG KONG				60	
234 AUSTRALIA				307	
306 BELGIUM		112		223	
318 DENMARK				368	
335 GERMANY W		1266		11657	
344 ITALY		298		383	
347 JAPAN		5272		12597	
354 NETHRLNDS		2065		6592	
375 SWEDEN				283	
376 SWITZRLND				1509	
400 U STATES		205590		1185562	
		235123		1344384	
TAPE RECORDERS AND PARTS	NO				6178
100 U KINGDOM	10	1199	350	36425	
305 AUSTRIA	12	903	12	903	
335 GERMANY W	74	7377	330	29685	
347 JAPAN	1	207	11	847	
354 NETHRLNDS	351	21588	1530	88767	
359 NORWAY	18	2410	18	2410	
375 SWEDEN			8	1777	
376 SWITZRLND			8	2373	
400 U STATES	1737	177776	8193	921020	
	2203	211460	10460	1084207	
LIGHTING FIXTURES GAS COAL OIL					6181
100 U KINGDOM		220		17942	
231 HONG KONG		116		4308	
317 CZECHOS				530	
318 DENMARK				55	
327 FRANCE		182		236	
335 GERMANY W		3441		4101	
344 ITALY		1200		1974	
347 JAPAN		1706		5431	
354 NETHRLNDS		246		3332	
375 SWEDEN		833		1130	
376 SWITZRLND				59	
400 U STATES		21993		92222	
		29937		131320	
GAS MANTLES GAS BURNERS					6182
100 U KINGDOM		225		225	
354 NETHRLNDS				85	

## IMPORTS INTO CANADA FOR CONSUMPTION

Articles and Countries from which Imported	MONTH OF MAY 1958		FIVE MONTHS ENDED MAY 1958		Class Number
	Quantities	Values (\$)	Quantities	Values (\$)	
400 U STATES		3029		14829	
GAS METERS AND PARTS		3254		15139	
100 U KINGDOM		20432		101433	6183
400 U STATES		195295		738208	
		215727		839641	
PLATES CYLINDERS ENGRAVERS					6191
100 U KINGDOM		1997		3738	
207 UN SO AFR		164		164	
327 FRANCE				153	
335 GERMANY W		875		1298	
354 NETHRLNDS		2175		4887	
376 SWITZRLND				133	
400 U STATES		93853		405415	
		99064		415788	
PLATES PRINTING 2 COLOURS					6192
100 U KINGDOM		2652		7230	
335 GERMANY W				454	
347 JAPAN				68	
354 NETHRLNDS		182		182	
376 SWITZRLND				671	
400 U STATES		10421		77557	
		13255		86162	
PLATES FOR PRINTING MUSIC					6193
354 NETHRLNDS		1483		3107	
400 U STATES		452		13410	
		1935		16517	
STEREOTYPES ELECTROTYPES NOP					6194
400 U STATES	90 IN				
	6537	1683	64484	10905	
	6537	1683	64484	10905	
MATRICES FOR STEREOTYPES 475A	90 IN				6195
400 U STATES	5878	244	83203	1523	
	5878	244	83203	1523	
STEREOTYPES FOR BOOKS	90 IN				6196
100 U KINGDOM	1496	241	2996	519	
335 GERMANY W			16000	1175	
376 SWITZRLND			240	68	
400 U STATES	339584	16860	1790517	108895	
	341080	17101	1809753	110657	
STEREOTYPES FOR ADVERTISEMENTS	90 IN				6197
100 U KINGDOM	416	87	3266	388	
335 GERMANY W			15150	209	
354 NETHRLNDS	59	80	59	80	
376 SWITZRLND			338	115	
400 U STATES	147927	9036	1075302	58243	
	148402	9203	1094115	59035	
TYPE PRINTING CHASES QUOINS					6199
100 U KINGDOM		1759		9676	
231 HONG KONG				1349	
318 DENMARK		349		349	
335 GERMANY W		2879		15691	
400 U STATES		12672		80847	
		17659		107912	
PRINTG PLATES FOR PUBLICATIONS					6200
100 U KINGDOM				530	
354 NETHRLNDS		100		100	
400 U STATES		36989		203065	
		37089		203695	
MOULDING MATERIAL ELECTROTYPE					6201
400 U STATES		1140		10003	
		1140		10003	
TUNGSTEN BEARING ORES	CWT				6208
308 BOLIVIA			1104	44547	
348 KOREA			560	20837	
400 U STATES	2027	65504	3045	127201	
	2027	65504	4709	192585	
CHROME ORE	CWT				6210
364 PHIL	216608	206358	216608	206358	
400 U STATES	60	184	3084	10804	
	216668	206542	219692	217162	
ANTIMONY OR REGULUS DF	LB				6211
100 U KINGDOM	40000	9644	40000	9644	
306 BELGIUM	58979	11374	58979	11374	
313 CHINA			50706	8780	
388 YUGO SLAV	44000	7868	44000	7868	
	142979	28886	193685	37666	
BISMUTH METALLIC NATURAL	LB				6212
400 U STATES			3280	6835	
			3280	6835	
COBALT ORE	CWT				6215
MANGANESE ORE	CWT				6216
100 U KINGDOM	404	7078	810	13075	
207 UN SO AFR	60403	127110	60403	127110	
327 FRANCE			29	174	
352 MEXICO			26880	68161	
400 U STATES	4448	34779	31382	230749	
	65255	168967	119504	439269	
ORES OF METALS N O P	CWT				6217
234 AUSTRALIA			196	1610	
352 MEXICO			3034	74712	
363 PERU			44279	255956	
400 U STATES	2688	18621	12122	93026	
	2688	18621	59631	425304	
MERCURY OR QUICKSILVER	LB				6218
100 U KINGDOM			15	187	

IMPORTS INTO CANADA FOR CONSUMPTION

121

Articles and Countries from which Imported	MONTH OF MAY 1958		FIVE MONTHS ENDED MAY 1958		Class Number
	Quantities	Values (\$)	Quantities	Values (\$)	
312 CHILE			1560	3940	
314 COLOMBIA			3770	10979	
352 MEXICO	17860	46461	22642	60488	
400 U STATES	438	1566	14251	44223	
	22068	59006	42238	119817	
ANODES NICKEL ZINC COPPER ETC					6219
335 GERMANY W				296	
400 U STATES		638		11118	
		638		11414	
ARTICLES FOR AGRIC IMPLEMENTS					6220
100 U KINGDOM				1449	
400 U STATES		51791		231480	
		51791		232929	
ARTICLES FOR STORAGE BATTERIES					6221
400 U STATES		9757		92363	
		9757		92363	
BELLS FOR CHURCHES					6222
100 U KINGDOM				650	
327 FRANCE		7334		60442	
354 NETHRLNDS				25919	
376 SWITZRLND				1122	
400 U STATES		9928		46184	
		17262		134317	
BELLS AND GONGS N O P					6223
100 U KINGDOM				1031	
215 INDIA				212	
318 DENMARK		415		415	
335 GERMANY W		1697		8247	
376 SWITZRLND				354	
400 U STATES		14818		78182	
		16930		88441	
SLIDE OR ZIPPER FASTENERS					6225
100 U KINGDOM		1002		1871	
335 GERMANY W		209		733	
347 JAPAN				92	
400 U STATES		7998		31844	
		9209		34540	
BUCKLES CLASPS EYELETS HOOKS					6226
100 U KINGDOM		16742		49909	
305 AUSTRIA				152	
317 CZECHO S				160	
327 FRANCE		111		174	
335 GERMANY W		12898		36152	
344 ITALY		494		2396	
347 JAPAN		1305		1841	
354 NETHRLNDS				201	
376 SWITZRLND				260	
400 U STATES		150171		710932	
		181721		802177	
CAGES ANIMAL OF WIRE AND PARTS					6227
100 U KINGDOM		1332		15764	
306 BELGIUM		70		2575	
335 GERMANY W		617		4260	
347 JAPAN		69		259	
354 NETHRLNDS		478		478	
400 U STATES		5071		31415	
		7637		54751	
CHRONOMETERS COMPASSES SHIPS					6228
100 U KINGDOM		21281		105541	
335 GERMANY W		228		1894	
354 NETHRLNDS				299	
375 SWEDEN				198	
400 U STATES		8018		55092	
		29527		163024	
METAL ARTICLES FOR JEWELLERY					6229
100 U KINGDOM		352		7791	
335 GERMANY W		1769		5676	
347 JAPAN				477	
400 U STATES		36144		157408	
		38265		171352	
ARTICLES FOR USE IN FISHERIES					6230
100 U KINGDOM		2535		13777	
318 DENMARK				774	
327 FRANCE				288	
347 JAPAN		7932		42592	
354 NETHRLNDS				3708	
359 NORWAY		2257		5594	
366 PORTUGAL		1305		3941	
400 U STATES		22709		107988	
		36738		178662	
ARTICLES N O P FOR MFR SHIPS					6232
100 U KINGDOM		785656		2754814	
318 DENMARK		653		895	
335 GERMANY W		12342		53667	
347 JAPAN				291	
354 NETHRLNDS		13537		13823	
359 NORWAY		2192		3344	
375 SWEDEN		87997		93832	
400 U STATES		326723		1582902	
		1229100		4503568	
ELEMENTS FOR LAMP FILAMENTS					6233
305 AUSTRIA		6501		21780	
354 NETHRLNDS		2079		13603	
400 U STATES		72413		534442	
		80923		569825	

## IMPORTS INTO CANADA FOR CONSUMPTION

Articles and Countries from which Imported	MONTH OF MAY 1958		FIVE MONTHS ENDED MAY 1958		Class Number
	Quantities	Values (\$)	Quantities	Values (\$)	
METAL PTS FOR COVERED BUTTONS 400 U STATES		6263		31846	6234
		6263		31846	
NAILS TACKS BRASS OR COPPER 100 U KINGDOM 335 GERMANY W 400 U STATES		760		1002	6235
		4359		15164	
		5119		16317	
PATTERNS OF METAL NOT MODELS 400 U STATES		4746		35086	6236
		4746		35086	
UMBRELLA PARTS EXCEPT FABRIC 100 U KINGDOM 305 AUSTRIA 327 FRANCE 335 GERMANY W 344 ITALY 347 JAPAN 376 SWITZRLND 400 U STATES		3489		828	6237
		200		420	
		346		933	
		15367		9098	
		19402		2170	
				7713	
				285	
				132627	
				154074	
RIVETS BURRS BRASS OR COPPER 100 U KINGDOM 335 GERMANY W 400 U STATES		203		227	6238
		6621		203	
		6824		70387	
				70817	
SCREWS OF METAL N O P 100 U KINGDOM 306 BELGIUM 335 GERMANY W 347 JAPAN 375 SWEDEN 400 U STATES		3127		18564	6240
		247		2414	
		1036		3605	
		1590		1590	
		123		404	
		4933		44109	
		11056		70686	
SHOE AND CORSET EYELETS HOOKS 100 U KINGDOM 327 FRANCE 335 GERMANY W 344 ITALY 400 U STATES		850		1015	6241
				426	
				2786	
		1092		14495	
		26183		86702	
		28125		105424	
WIRE NON FERROUS COVERED 100 U KINGDOM 318 DENMARK 335 GERMANY W 344 ITALY 354 NETHRLNDS 376 SWITZRLND 400 U STATES		244748		1606735	6247
		109		428	
		144		27333	
		116		686	
		465182		767	
		710299		116	
				1494705	
				3130770	
WIRE TINSEL FOR BRAIDS CORDS 335 GERMANY W 400 U STATES		4336		32399	6248
		537		15173	
		4873		47572	
WIRE STRANDED NON FERROUS 100 U KINGDOM 335 GERMANY W 354 NETHRLNDS 376 SWITZRLND 400 U STATES		1938		12830	6249
		465		1821	
		134		254	
		19558		731	
		22095		64440	
				80076	
WIRE NON FERROUS N O P 100 U KINGDOM 327 FRANCE 335 GERMANY W 375 SWEDEN 400 U STATES		17258		52922	6250
				242	
		963		1983	
		1992		20679	
		46346		199923	
		66559		275749	
NON FERROUS METALS AND PRODUCT 100 U KINGDOM 207 UN SO AFR 305 AUSTRIA 306 BELGIUM 314 COLOMBIA 327 FRANCE 335 GERMANY W 347 JAPAN 354 NETHRLNDS 375 SWEDEN 376 SWITZRLND 400 U STATES		26371		249317	6251
				733	
				118	
				834	
				5002	
				207	
		612		7492	
		725		1313	
		253		5202	
				61	
				272	
		629459		2540096	
		657420		2810647	
PARTS FOR MFR OF SHUTTLES 335 GERMANY W 400 U STATES		3220		57	6252
		3220		33202	
				33259	
HINGES FOR JEWELLERY BOXES 400 U STATES		5464		17112	6253
		5464		17112	
MATERIALS FOR MFR MINING MACH 400 U STATES		230		8504	6254
		230		8504	



IMPORTS INTO CANADA FOR CONSUMPTION

Articles and Countries from which Imported	MONTH OF MAY 1958		FIVE MONTHS ENDED MAY 1958		Class Number
	Quantities	Values (\$)	Quantities	Values (\$)	
METAL POWDER FRICTION MATERIAL 400 U STATES		1484		8220	6256
		1484		8220	
RESIDUES NON FERROUS 100 U KINGDOM 400 U STATES	CWT		7671	64701	6257
	1111	11897	14252	291768	
	1111	11897	21923	356469	
TUNGSTEN CARBIDE INSERTS 100 U KINGDOM 207 UN SO AFR 335 GERMANY W 375 SWEDEN 400 U STATES		34787		224 120663 234	6258
		81214		181087	
		32883		163970	
		148884		466178	
TUNGSTEN CARBIDE TIPS BLANKS 100 U KINGDOM 305 AUSTRIA 366 PORTUGAL 375 SWEDEN 400 U STATES				517 369 124	6259
		3184		25820	
		4336		17823	
		7520		44653	
CIGARETTE LIGHTERS 100 U KINGDOM 231 HONG KONG 305 AUSTRIA 327 FRANCE 335 GERMANY W 347 JAPAN 375 SWEDEN 376 SWITZRLND 400 U STATES	DOZ		43 50 7172 6 3055 80019 83 50	770 184 13306 132 20327 174226 427 3231	6260
	23	260		21826	
	50	184			
	1602	2829			
	828	3447			
	28138	56603			
	13	832			
	710	4703			
	31364	68858	92853	234429	

## IMPORTS INTO CANADA FOR CONSUMPTION

Articles and Countries from which Imported	MONTH OF MAY 1958		FIVE MONTHS ENDED MAY 1958		Class Number
	Quantities	Values (\$)	Quantities	Values (\$)	
<u>GROUP 7</u>					
<u>NON METALLIC MINERALS</u>					
ASBESTOS PACKING	LB				
100 U KINGDOM	10936	5790	75859	50139	7001
400 U STATES	10991	13721	55082	67717	
	21927	19511	130941	117856	
ASBESTOS BRAKE LINING FOR AUTO					
100 U KINGDOM		6625		35559	7002
335 GERMANY W				4657	
400 U STATES		37328		172335	
		43953		212551	
ASBESTOS MANUFACTURES N O P					
100 U KINGDOM		126503		336792	7003
207 UN SO AFR		10575		42534	
306 BELGIUM		1628		6528	
344 ITALY		363		1042	
376 SWITZRLND				144	
400 U STATES		196872		816668	
		335941		1203708	
ASBESTOS CLUTCH FACINGS AUTO					
100 U KINGDOM		121		121	7004
335 GERMANY W				766	
400 U STATES		27167		123537	
		27288		124424	
BRAKE LININGS AND FACINGS NOP					
100 U KINGDOM		215		3607	7005
400 U STATES		6935		48297	
		7150		51904	
CHINA CLAY GROUND	CWT				
100 U KINGDOM	164112	119883	369751	279796	7011
400 U STATES	169004	164577	752229	704948	
	333116	284460	1121980	984744	
FIRE CLAY GROUND	CWT				
100 U KINGDOM	721	414	2968	2817	7012
400 U STATES	120356	29896	468953	196157	
	121077	30310	471921	198974	
PIPE CLAY GROUND	CWT				
CLAYS N O P GROUND					
100 U KINGDOM		76		76	7014
400 U STATES		44900		190443	
		44976		190519	
ZIRCONIUM SILICATE					
234 AUSTRALIA		3244		12658	7015
400 U STATES		17581		63812	
		20825		76470	
ZIRCONIUM OXIDE					
400 U STATES		2856		10746	7016
		2856		10746	
SAGGARS FOR CERAMIC PRODUCTS					
400 U STATES		7990		18998	7017
		7990		18998	
ACTIVATED CLAY TO REFINE OILS					
335 GERMANY W				2470	7018
400 U STATES		128743		509868	
		128743		512338	
GROG FOR REFRACTORY MATERIALS	TON				
400 U STATES	893	27844	3467	117440	7019
	893	27844	3467	117440	
BRICK BUILDING	TON				
400 U STATES	9092	202225	27813	626591	7021
	9092	202225	27813	626591	
BRICK FIRE CHROME					
400 U STATES		17340		178960	7022
		17340		178960	
BRICK FIRE MAGNESITE					
100 U KINGDOM				18429	7023
400 U STATES		62073		121316	
		62073		139745	
BRICK FIRE 90 PER CENT SILICA					
335 GERMANY W				9624	7024
400 U STATES		133697		600952	
		133697		610576	
BRICK FIRE 100 DOL THOUSAND					
335 GERMANY W				12550	7025
400 U STATES		107366		373704	
		107366		386254	
BRICK FIRE FURNACE OR KILN					
100 U KINGDOM		1139		12905	7026
400 U STATES		349988		1776075	
		351127		1788980	
BRICK FIRE N O P					
100 U KINGDOM		33740		80345	7027
318 DENMARK				25100	
335 GERMANY W				2018	
400 U STATES		231427		1076286	
		265167		1183749	
BRICK PAVING	TON				
400 U STATES	248	3854	686	10707	7028
	248	3854	686	10707	

IMPORTS INTO CANADA FOR CONSUMPTION

125

Articles and Countries from which Imported	MONTH OF MAY 1958		FIVE MONTHS ENDED MAY 1958		Class Number
	Quantities	Values (\$)	Quantities	Values (\$)	
BUILDING BLOCKS BUILDING TILE					7029
100 U KINGDOM		15623		63882	
306 BELGIUM				8011	
400 U STATES		52997		365084	
		68620		436977	
DRAIN PIPES SEWER PIPES N O P					7030
100 U KINGDOM		1140		11212	
327 FRANCE		1247		3629	
400 U STATES		37155		116663	
		39542		131504	
TILES FOR MOSAIC FLOORING					7032
100 U KINGDOM		2192		20742	
335 GERMANY W		158		754	
344 ITALY		8138		18643	
347 JAPAN		13046		77087	
372 SPAIN				2578	
400 U STATES		6054		17929	
		29588		137733	
EARTHENWARE TILES FOR ROOFING					7033
400 U STATES		1322		1322	
		1322		1322	
TILES EARTHENWARE N O P					7034
100 U KINGDOM		120128		345844	
306 BELGIUM				5989	
317 CZECHOS		12058		21569	
327 FRANCE				1009	
335 GERMANY W		6634		26535	
344 ITALY		1407		2677	
347 JAPAN		12752		66588	
352 MEXICO				862	
372 SPAIN		2617		23021	
400 U STATES		8891		86581	
		164487		580675	
CHINA AND PORCELAIN WARE N O P					7043
100 U KINGDOM		2234		11345	
231 HONG KONG		108		405	
327 FRANCE		119		119	
335 GERMANY W		299		864	
344 ITALY				337	
347 JAPAN				965	
390 GERMANY E				492	
400 U STATES		1626		10328	
		4386		24855	
DEMIJOHNS CHURNS CROCKS N O P					7045
100 U KINGDOM				259	
347 JAPAN				214	
400 U STATES		3096		11382	
		3096		11855	
TABLEWARE OF CHINA PORCELAIN					7046
100 U KINGDOM		1171387		4529425	
220 BERMUDA		128		861	
231 HONG KONG		2209		5580	
234 AUSTRALIA				473	
305 AUSTRIA				436	
306 BELGIUM		1027		1909	
317 CZECHOS		530		530	
318 DENMARK		4077		10618	
326 FINLAND		183		183	
327 FRANCE		7108		19199	
335 GERMANY W		21825		86051	
340 HUNGARY				195	
344 ITALY		2558		13687	
347 JAPAN		81410		369866	
354 NETHRLNDS		1085		1218	
359 NORWAY		192		1033	
360 ISRAEL		50		50	
366 PORTUGAL		1300		1639	
372 SPAIN				665	
375 SWEDEN				444	
376 SWITZRLND				337	
390 GERMANY E		1474		1764	
400 U STATES		159053		751382	
		1455596		5797545	
STONEWARE EARTHENWARE N O P					7047
100 U KINGDOM		43323		165161	
231 HONG KONG		1801		3183	
234 AUSTRALIA				73	
306 BELGIUM		778		1611	
317 CZECHOS		171		171	
318 DENMARK		1990		7467	
326 FINLAND		273		273	
327 FRANCE		1091		3354	
335 GERMANY W		13926		53290	
336 GREECE				492	
340 HUNGARY		735		800	
344 ITALY		10920		33018	
347 JAPAN		70664		230378	
352 MEXICO		122		642	
354 NETHRLNDS		1933		8982	
359 NORWAY		662		1020	
366 PORTUGAL		245		245	
372 SPAIN		619		2137	
375 SWEDEN		1451		5852	
376 SWITZRLND				1206	
384 P RICO		398		398	
390 GERMANY E		155		559	

## IMPORTS INTO CANADA FOR CONSUMPTION

Articles and Countries from which Imported	MONTH OF MAY 1958		FIVE MONTHS ENDED MAY 1958		Class Number
	Quantities	Values (\$)	Quantities	Values (\$)	
400 U STATES		67 328		337 415	
CHEMICAL STONWARE ACID RESIST		218 585		857 727	
100 U KINGDOM		703		6 009	7048
400 U STATES		17 674		62 341	
PORCELAIN RUBBER GLOVE FORMS		18 377		68 350	
400 U STATES		2 285		5 294	7049
ARTIFICIAL TEETH NOT MOUNTED		2 285		5 294	
100 U KINGDOM		725		2 054	7051
225 TRINIDAD		5 181		20 355	
335 GERMANY W		9 023		24 617	
344 ITALY				279	
347 JAPAN				590	
354 NETHRLNDS				308	
376 SWITZRLND		1 297		6 8805	
400 U STATES		116 145		480 949	
BATHS BATHTUBS BASINS ETC NOP		132 371		597 957	
100 U KINGDOM		15 4951		41 2837	7052
335 GERMANY W		4 869		9 530	
344 ITALY		3 643		16 827	
347 JAPAN		12 881		77 854	
359 NORWAY		2 518		7 429	
400 U STATES		279 308		1 231 237	
CRUCIBLES N O P AND COVERS		458 170		1 755 714	
100 U KINGDOM		605		6 344	7053
335 GERMANY W				1 482	
400 U STATES		80 21		328 64	
INSULATORS ELECTRIC PORCELAIN		8626		40 690	
100 U KINGDOM		18 558		39 230	7055
327 FRANCE		515		715	
335 GERMANY W				1 398	
347 JAPAN		3 572		98 946	
376 SWITZRLND				2 490	
400 U STATES		29 025		210 643	
MANUFACTURES OF CLAY N O P		51 670		353 422	
100 U KINGDOM		1825		8 125	7056
215 INDIA				3 745	
306 BELGIUM		315		492	
318 DENMARK				4 073	
335 GERMANY W				11 468	
400 U STATES		79 246		312 573	
BRIQUETTES OF COAL OR COKE	TON	81 386		340 476	
400 U STATES	1781	23 289	1 6716	225 393	7060
ANTHRACITE SCREENINGS	TON	1781	23 289	1 6716	225 393
400 U STATES	56	324	1 813	9 971	7061
ANTHRACITE DOMESTIC SIZES	TON	56	324	1 813	9 971
100 U KINGDOM	7090	115 751	11 092	181 730	7062
400 U STATES	57728	725 707	355010	4942 482	
ANTHRACITE SMALLER SIZES N O P	TON	64818	841 458	366102	512 4212
100 U KINGDOM	945	13 721	945	13 721	7063
400 U STATES	27973	267 889	98434	990 303	
COAL BITUMINOUS SUB BITUMINOUS	TON	28918	281 610	99379	100 4024
400 U STATES	112 6109	6339 492	4677912	2530 4350	7064
COAL LIGNITE	TON	112 6109	6339 492	4677912	2530 4350
400 U STATES			189	926	7065
COAL EXWAREHOUSED SHIPS STORES	TON		189	926	7066
400 U STATES	35 463	190930	44947	242 382	
COAL DUST AND COAL N O P	TON	35 463	190930	44947	242 382
400 U STATES	302	4944	1 686	28 184	7067
BENZOL	GAL	302	4944	1 686	28 184
400 U STATES	18854	8481	929 489	31 2132	7070
COAL TAR CRUDE	GAL	18854	8481	929 489	31 2132
100 U KINGDOM	17 475	4 337	11 2575	26 623	7071
400 U STATES	105299	16 425	248675	47 668	
COAL PITCH	CWT	122774	20 762	361 250	74 291
100 U KINGDOM	63862	108 307	146 169	24 6167	7072
400 U STATES	70289	136 507	469 724	94 5717	
CARBOLIC OR HEAVY OIL	GAL	134151	24 4814	615 893	119 1884
100 U KINGDOM	5106	3002	468 461	10 6337	7073
234 AUSTRALIA			4 275	10 56	
400 U STATES	16 6938	29 825	44 6312	87 428	
COKE PETROLEUM	TON	172044	32 827	919 048	19 4821
400 U STATES	27186	322 286	122036	153 5827	7074
COKE N O P	TON	27186	322 286	122036	153 5827
100 U KINGDOM			19	677	7077
400 U STATES	20820	338 610	115 886	206 3875	
	20820	338 610	115 905	206 4552	

IMPORTS INTO CANADA FOR CONSUMPTION

127

Articles and Countries from which Imported	MONTH OF MAY 1958		FIVE MONTHS ENDED MAY 1958		Class Number
	Quantities	Values (\$)	Quantities	Values (\$)	
DECANTERS AND TUMBLERS					7079
100 U KINGDOM		338		1144	
306 BELGIUM		158		1798	
317 CZECHO S		107		198	
318 DENMARK				236	
327 FRANCE		2087		7121	
335 GERMANY W				435	
340 HUNGARY				954	
347 JAPAN		1512		1730	
375 SWEDEN		84		84	
400 U STATES		35594		245085	
		39880		258785	
LAMP CHIMNEYS					7080
335 GERMANY W				785	
400 U STATES		3833		25328	
		3833		26183	
GLASS PLATES FOR OPTICAL MFR					7081
100 U KINGDOM		425		1454	
335 GERMANY W		3062		4361	
400 U STATES		23902		195333	
		27389		201148	
GLASS CARBOYS BOTTLES JARS					7082
100 U KINGDOM		180996		304868	
231 HONG KONG		76		567	
305 AUSTRIA				116	
306 BELGIUM		112		275	
317 CZECHO S		679		2089	
318 DENMARK		54		1038	
326 FINLAND		232		232	
327 FRANCE		8042		16821	
335 GERMANY W		1101		16821	
344 ITALY		371		12856	
347 JAPAN		3618		9194	
375 SWEDEN		272		1590	
376 SWITZRLND		478		478	
400 U STATES		451004		2029723	
		647035		2396668	
GLASS TABLEWARE CUT GLASS NOP					7083
100 U KINGDOM		29906		130713	
220 BERMUOA				114	
305 AUSTRIA				401	
306 BELGIUM		18922		49536	
317 CZECHO S		36332		112900	
318 DENMARK		1706		7200	
326 FINLAND		453		811	
327 FRANCE		22149		40267	
335 GERMANY W		58173		187162	
340 HUNGARY		3894		14291	
344 ITALY		4076		22602	
347 JAPAN		15524		54810	
352 MEXICO		85		85	
354 NETHRLNDS		1062		8447	
365 POLAND		6510		7861	
372 SPAIN				53	
375 SWEDEN		10201		30689	
389 IRELAND		754		3064	
390 GERMANY E		530		2580	
400 U STATES		143776		693642	
		354053		1367228	
LAMP BULBS AND TUBING FOR					7084
100 U KINGDOM		80		1653	
335 GERMANY W				350	
354 NETHRLNDS				880	
400 U STATES		229101		1209422	
		229181		1212305	
GLASS SHADES OR GLOBES					7085
100 U KINGDOM				3191	
327 FRANCE		504		504	
335 GERMANY W		133		337	
400 U STATES		16360		69544	
		16997		73576	
LENSES GLASS N O P					7086
100 U KINGDOM		58		945	
305 AUSTRIA				124	
327 FRANCE				999	
335 GERMANY W		12353		17143	
347 JAPAN		166		166	
400 U STATES		24086		117785	
		36663		137162	
FRESNEL TYPE LENSES GLOBES					7087
100 U KINGDOM				532	
400 U STATES		7434		38290	
		7434		38822	
MOULDED SHAPES FOR ELECT FIXT					7088
100 U KINGDOM		7621		18525	
305 AUSTRIA		1540		6641	
317 CZECHO S		9594		18137	
335 GERMANY W		4368		21974	
344 ITALY				65	
354 NETHRLNDS		4381		16305	
400 U STATES		121204		675017	
		148708		756664	
HEAT RESISTING GLASSWARE					7089
100 U KINGDOM		14566		71588	
305 AUSTRIA		500		500	
306 BELGIUM				82	

## IMPORTS INTO CANADA FOR CONSUMPTION

Articles and Countries from which Imported	MONTH OF MAY 1958		FIVE MONTHS ENDED MAY 1958		Class Number
	Quantities	Values (\$)	Quantities	Values (\$)	
317 CZECHO S		300		379	
335 GERMANY W		1035		5944	
400 U STATES		360085		2091030	
SHEET GLASS OVER 34 OZ SQ FT		376486		2169523	
34 OZ SQ FT	SQ FT				7090
100 U KINGDOM	86802	24689	269504	79002	
306 BELGIUM	412635	106607	1034596	282939	
317 CZECHO S	19037	2279	46010	8193	
327 FRANCE	94536	23248	255348	60213	
335 GERMANY W	178396	41997	710583	169670	
347 JAPAN	680	136	29785	4724	
354 NETHRLNDS			1640	1116	
390 GERMANY E	7500	1079	18000	2267	
400 U STATES	139505	50581	421683	154148	
SHEET GLASS TRANSPRNT TO 34 OZ SQ FT		939091	2787149	762272	
100 U KINGDOM	1001160	98249	4067919	379854	7091
306 BELGIUM	1877474	205090	5717038	623861	
313 CHINA			12200	625	
317 CZECHO S	1037206	42774	2597324	103668	
327 FRANCE	745722	70254	1842229	163469	
335 GERMANY W	1203709	110301	3809375	332653	
347 JAPAN	453400	26755	1676860	99539	
365 POLAND			326000	7851	
380 USSR	367400	17081	547300	24353	
390 GERMANY E	500400	22892	905600	41855	
400 U STATES	1280	64	3730	836	
PLATE GLASS NOT OVER 7 SQ FT		7187751	21505575	1778564	
100 U KINGDOM	SQ FT				7093
306 BELGIUM	64150	24165	173661	68891	
327 FRANCE	5400	2527	26074	11353	
400 U STATES	7510	3472	35288	13219	
	11824	5113	55762	27345	
PLATE GLASS 7 TO 25 SQ FT		88884	290785	120808	
100 U KINGDOM	SQ FT				7094
306 BELGIUM	456559	177284	2353023	900882	
327 FRANCE	34611	18042	147377	73669	
335 GERMANY W	26103	13059	73670	36794	
354 NETHRLNDS	15933	11566	43447	25785	
400 U STATES			466	483	
	137942	64594	369400	193329	
PLATE GLASS N O P		671148	284545	1230942	
100 U KINGDOM	SQ FT				7095
306 BELGIUM	329018	179401	1171954	627481	
327 FRANCE	123541	64853	549103	288763	
335 GERMANY W	32986	19059	113841	62137	
354 NETHRLNDS	27942	15246	140909	74374	
400 U STATES			1091	731	
	836641	375234	4257854	1936346	
LAMINATED GLASS SHEETS		1350128	653793	2989832	
100 U KINGDOM	SQ FT				7097
306 BELGIUM	46849	23664	175953	90152	
335 GERMANY W	2035	1136	10718	13357	
400 U STATES	3302	1933	43777	22837	
	2000	2560	5133	8161	
GLASS SHEETS WIRED		54186	29293	235581	
100 U KINGDOM	SQ FT				7099
306 BELGIUM	136058	43021	348174	122705	
327 FRANCE	20806	4032	45393	8921	
335 GERMANY W	5678	736	20666	2509	
354 NETHRLNDS	2637	945	7878	2000	
365 POLAND	3879	2527	47117	28459	
400 U STATES	7481	592	7481	592	
	2605	1245	4597	2719	
GLASS CAST AND SHEET GLASS NOP		179144	53098	481306	
100 U KINGDOM	SQ FT				7100
306 BELGIUM	21693	5589	81077	15749	
327 FRANCE	855	719	12768	4361	
335 GERMANY W			1100	150	
400 U STATES			3706	2192	
	1957	303	17313	4946	
ORNAMENTAL COLOURED GLASS		24505	6611	115964	
100 U KINGDDM	SQ FT				7111
306 BELGIUM	24605	4674	91362	25895	
317 CZECHO S	6751	1149	22580	4060	
327 FRANCE	12000	5922	12000	5922	
335 GERMANY W			1070	4022	
354 NETHRLNDS	6269	6746	19575	15683	
400 U STATES			1973	1100	
	4784	4503	30672	31774	
PAINTED OBSCURED WHITE GLASS		54409	22994	179232	
100 U KINGDOM	SQ FT				7112
306 BELGIUM	352529	61158	983207	160476	
317 CZECHO S	219987	32675	519579	72286	
327 FRANCE	10000	458	10000	458	
335 GERMANY W	45990	3210	86104	7241	
347 JAPAN	41734	8654	80241	16541	
354 NETHRLNDS			20000	1407	
400 U STATES			60	82	
	65217	23382	361764	124267	
STAINED OR ORNAMENTAL WINDOWS		735457	129537	2060955	
100 U KINGDOM					7113
305 AUSTRIA		1619		11216	
306 BELGIUM		1345		1237	
327 FRANCE		8096		1345	
				30028	

IMPORTS INTO CANADA FOR CONSUMPTION

129

Articles and Countries from which Imported	MONTH OF MAY 1958		FIVE MONTHS ENDED MAY 1958		Class Number
	Quantities	Values (\$)	Quantities	Values (\$)	
335 GERMANY W		1724		1724	
354 NETHRLNDS				413	
365 POLAND				1176	
389 IRELAND		1157		1157	
400 U STATES		1074		1817	
MIRRORS OF GLASS FRAMED OR NOT		15015		50113	7114
100 U KINGDOM		20901		60926	
231 HONG KONG				58	
305 AUSTRIA				117	
306 BELGIUM		31602		120300	
318 DENMARK		111		473	
327 FRANCE		65		65	
335 GERMANY W		4620		20522	
344 ITALY		690		3379	
347 JAPAN		8650		20451	
354 NETHRLNDS		1925		4726	
375 SWEDEN				122	
400 U STATES		94226		385867	
GLASS BALLS FOR FIBRES OR YARN		162790		617006	7120
100 U KINGDOM		12620		26689	
400 U STATES		30020		94438	
GLASS TO BE CUT OR MOUNTED		42640		121127	7121
100 U KINGDOM				274	
306 BELGIUM		14366		41374	
317 CZECHO S		827		3109	
327 FRANCE		971		971	
335 GERMANY W		6140		30196	
340 HUNGARY		1349		1623	
400 U STATES		22945		124543	
GLASS BLANKS FOR REFLECTORS		46598		202090	7122
400 U STATES		9364		93268	
BEADS FOR MFR IMITATION PEARLS		9364		93268	7123
305 AUSTRIA		138		1629	
400 U STATES		2097		18443	
ARTIFICIAL EYES CONTACT LENSES		2235		20072	7124
327 FRANCE				110	
335 GERMANY W		60		120	
400 U STATES		1217		5047	
PHOTOGRAPHIC DRY PLATES		1277		5277	7125
100 U KINGDOM		4670		23947	
306 BELGIUM				3110	
400 U STATES		11429		52470	
SPECTACLES EYE GLASS LENSES		16099		79527	7126
100 U KINGDOM				3766	
305 AUSTRIA		16666		39610	
327 FRANCE		8658		49358	
335 GERMANY W		9194		26405	
344 ITALY		19327		68441	
347 JAPAN		7594		44538	
400 U STATES		55434		347271	
MANUFACTURES OF GLASS N O P		116873		599389	7127
100 U KINGDOM		9987		37230	
231 HONG KONG		6666		37603	
305 AUSTRIA		1478		7457	
306 BELGIUM		57786		209589	
317 CZECHO S		8001		15631	
318 DENMARK		1409		4048	
326 FINLAND		369		465	
327 FRANCE		5920		13383	
335 GERMANY W		14823		73009	
344 ITALY		10365		41328	
347 JAPAN		4835		16648	
352 MEXICO		484		484	
354 NETHRLNDS		417		1204	
375 SWEDEN		2736		11012	
376 SWITZRLND		733		869	
390 GERMANY E		183		183	
400 U STATES		177851		862134	
GLASS WOOL OR FIBRE GLASS	LB	304043		1332277	7128
100 U KINGDOM		265	466	2565	738
400 U STATES		246531	82821	667403	309606
GLASS BLOCKS		246796	83287	669968	310344
317 CZECHO S			993		4305
352 MEXICO			415		8145
400 U STATES			67863		201466
PLUMBAGO NOT GROUND OR MFRD			69271		213916
100 U KINGDOM					201
203 B E AFR			346		346
327 FRAMCE					209
333 MADAGASCR					138
335 GERMANY W					62
352 MEXICO			1067		8730
400 U STATES			2154		10720
			3567		20406

## IMPORTS INTO CANADA FOR CONSUMPTION

Articles and Countries from which Imported	MONTH OF MAY 1958		FIVE MONTHS ENDED MAY 1958		Class Number
	Quantities	Values (\$)	Quantities	Values (\$)	
CRUCIBLES PLUMBAGO AND COVERS 100 U KINGDOM 400 U STATES		4375 6141		26392 41177	7132
		10516		67569	
PLUMBAGO GROUND AND MFRS NOP 100 U KINGDOM 335 GERMANY W 354 NETHRLNDS 376 SWITZRLND 400 U STATES		3358 519 57		19909 6601 57	7133
		48707		378168	
		52641		404791	
MICA UNMANUFACTURED 100 U KINGDOM 215 INDIA 309 BRAZIL 400 U STATES	CWT 748 1	20512 217	1 2388 7	400 113166 556	7138
	749	20729	1574 3970	16443 130565	
MICA MANUFACTURES OF 100 U KINGDOM 335 GERMANY W 352 MEXICO 400 U STATES		3155 56 140		14365 56 848	7139
		40299		169445	
		43650		184714	
ASPHALTUM OR ASPHALT 400 U STATES	CWT 23939	51105	100747	201953	7141
	23939	51105	100747	201953	
ASPHALTUM OIL FOR PAVING 400 U STATES	GAL 5514	803	8099	1092	7143
	5514	803	8099	1092	
OIL FOR CONCENTRATION OF ORES 400 U STATES	GAL 14860	19112	76575	104422	7151
	14860	19112	76575	104422	
CRUDE PETROLEUM 303 ARABIA 343 IRAQ 387 VENEZUELA 400 U STATES	M GAL 71021	4920372	357085 8545	23554995 619679	7153
		16061337	992697	7932723	
		513251	40293	3959059	
		281432		107461456	
PETROLEUM TOPS FOR REFINERS 225 TRINIDAD	GAL 13122139	950023	13122139	950023	7154
	13122139	950023	13122139	950023	
FUEL OIL EXWARE SHIPS STORES AVIATION GASOLINE 357 NETH ANT 381 ALASKA 400 U STATES	GAL 50303	13681	2119433 319980	421518 88912	7156
	10245804	1980892	22008273	4441655	
	10296107	1994573	24447686	4952085	
KEROSENE N O P 381 ALASKA 400 U STATES	GAL 6723	1785	62478	13959	7162
	126050	18719	1562370	233933	
	132773	20504	1624848	247892	
ENGINE DISTILLATE 8017 OR OVER 400 U STATES	GAL 8174	1109	13239	1807	7163
	8174	1109	13239	1807	
GASOLINE UNOER 8236 SP G N O P 357 NETH ANT 381 ALASKA 400 U STATES	GAL 13268640	1650678	27793837 817411	3537218 171048	7164
		39602	9541010	1717074	
		899098			
		18179719	38152258	5425340	
CASINGHEAD GASOLINE BLENDING	GAL				7165
LUB OILS UNDER 25C PER GAL 100 U KINGDOM 400 U STATES	GAL 798	117	798	117	7166
	2868873	625918	4867643	1052957	
	2869671	626035	4868441	1053074	
PETRO LUB OILS 25C GAL OR OVER 100 U KINGDOM 327 FRANCE 354 NETHRLNDS 375 SWEDEN 376 SWITZRLND 381 ALASKA 400 U STATES	GAL 2693	5808	15693 21	16647 126	7167
		3309	11940	8582	
			40	55	
			40	332	
		4158	17258	15998	
		596726	5567625	2525983	
		1351646	5612617	2567723	
OILS MINERAL N O P 100 U KINGDOM 306 BELGIUM 354 NETHRLNDS 400 U STATES	GAL 3767	948	9117	2329	7168
	44440	13955	44440	13955	
			197	180	
		80478	384501	448823	
		95381	438255	465287	
STOVE OIL NO 1 FUEL OIL 357 NETH ANT 381 ALASKA 400 U STATES	GAL 8834578	891850	34599639	3641422	7171
		42470	3358691	609079	
		12267	11096229	1615083	
		946587	49054559	5865584	
LIGHT FUEL OILS NOS 2 AND 3 357 NETH ANT 387 VENEZUELA 400 U STATES	GAL 6227497	589370	23124293 2396032	2345649 241116	7172
		940534	13800542	1601398	
		14622753	39320867	4188163	
HEAVY FUEL OILS NOS 4 5 AND 6 357 NETH ANT 387 VENEZUELA 400 U STATES	GAL 2541341	158168	19563229	1254857	7173
		213907	3435589	213907	
		1142256	43393794	3080601	
		17113950	66392612	4549365	
		1514331			



IMPORTS INTO CANADA FOR CONSUMPTION

131

Articles and Countries from which Imported	MONTH OF MAY 1958		FIVE MONTHS ENDED MAY 1958		Class Number
	Quantities	Values (\$)	Quantities	Values (\$)	
DIESEL FUEL	GAL				7174
100 U KINGDOM	22311	8107	22311	8107	
357 NETH ANT	1231272	111083	5757936	562440	
381 ALASKA	216651	35423	1170457	190576	
387 VENEZUELA			94494	9501	
400 U STATES	1934638	223335	9777088	1214641	
	3404872	377948	16822286	1985265	
PETROL GREASE LUBRICATING NOP	LB				7181
100 U KINGDOM	3045	824	11127	3438	
335 GERMANY W	3940	790	3940	790	
381 ALASKA	5870	863	44770	6367	
400 U STATES	1494065	164343	5942821	749913	
	1506920	166820	6002658	760508	
PETROL JELLIES TOILET MEDICINE					7182
100 U KINGDOM				118	
400 U STATES		66702		332846	
		66702		332964	
PARAFFINE WAX	LB				7183
100 U KINGDOM			4480	415	
215 INDIA	140000	6402	700000	31926	
400 U STATES	3266099	239685	16628475	1143586	
	3406099	246087	17332955	1175927	
CANDLES PARAFFINE WAX	LB				7184
100 U KINGDOM			64	129	
318 DENMARK			132	56	
335 GERMANY W	458	140	1133	518	
347 JAPAN	15472	3115	37588	8294	
372 SPAIN			84	195	
376 SWITZRLND			420	84	
389 IRELAND			4580	1603	
400 U STATES	6601	1848	45539	14715	
	22531	5103	89540	25594	
PRODUCTS OF PETROLEUM N O P	GAL				7185
100 U KINGDOM	500	113	540	213	
381 ALASKA	3063	1416	6791	3249	
400 U STATES	1120477	260786	7332942	1600659	
	1124040	262315	7340273	1604121	
LIQUEFIED PETROLEUM GASES	GAL				7186
400 U STATES	1003909	132019	9611724	1082703	
	1003909	132019	9611724	1082703	
NAPHTHA INCL SOLVENT NAPHTHA	GAL				7187
100 U KINGDOM	256	1136	256	1136	
381 ALASKA			7552	2750	
400 U STATES	922169	199410	4747653	1070066	
	922425	200546	4755461	1073952	
ARTIFICIAL ABRASIVE GRAINS					7191
400 U STATES		136364		727158	
		136364		727158	
DIAMONDS BLACK BORT FOR BORERS	CARAT				7192
100 U KINGDOM	2526	14883	49876	249738	
207 UN SO AFR	15375	64925	48077	220997	
221 S GUIANA			190	1800	
306 BELGIUM			858	5134	
335 GERMANY W			19	144	
400 U STATES	28355	136007	272203	1548264	
	46256	215815	371223	2026077	
DIATOMACEOUS EARTH	CWT				7193
318 DENMARK			653	723	
400 U STATES	52753	115085	238125	499847	
	52753	115085	238778	500570	
EMERY IN BULK					7194
335 GERMANY W		71		269	
400 U STATES		31589		97558	
		31660		97827	
GRINDING WHEELS BONDED					7195
100 U KINGDOM		3643		15939	
305 AUSTRIA				380	
335 GERMANY W		6986		18302	
354 NETHRLNDS		478		791	
359 NORWAY		2130		14330	
375 SWEDEN		81		2291	
376 SWITZRLND				611	
400 U STATES		114038		715369	
		127356		768013	
GRINDING STONES BLOCKS BONDED					7196
100 U KINGDOM				1349	
306 BELGIUM				241	
335 GERMANY W				4235	
375 SWEDEN		316		316	
400 U STATES		20252		131705	
		20568		137846	
GRINDSTONES 36 INCHES OR OVER	NO				7198
400 U STATES			24	100	
			24	100	
GRINDSTONES N O P	NO				7199
100 U KINGDOM	50	581	85	657	
400 U STATES	18	188	195	1528	
	68	769	280	2185	
PUMICE PUMICE STONE LAVA TUSA					7200
344 ITALY		3195		3704	
400 U STATES		24972		112723	
		28167		116427	
COATED ABRASIVE PAPER CLOTH					7202
100 U KINGDOM				898	
335 GERMANY W		368		1002	
359 NORWAY		856		1183	

## IMPORTS INTO CANADA FOR CONSUMPTION

Articles and Countries from which Imported	MONTH OF MAY 1958		FIVE MONTHS ENDED MAY 1958		Class Number
	Quantities	Values (\$)	Quantities	Values (\$)	
365 POLAND				2267	
376 SWITZRLND		451		451	
400 U STATES		48445		324182	
		50120		329983	
MFRS OF ABRASIVES N O P					7203
100 U KINGDOM		1651		7908	
335 GERMANY W		410		4990	
344 ITALY				96	
376 SWITZRLND		225		225	
400 U STATES		41342		207092	
		43628		220311	
BUILDING STONE N O P	CWT				7210
100 U KINGDOM			4	57	
400 U STATES	67077	58200	247058	225278	
	67077	58200	247062	225335	
GRANITE ROUGH					7215
309 BRAZIL		1233		1233	
326 FINLAND		4260		7392	
359 NORWAY				470	
375 SWEDEN		30007		74343	
400 U STATES		17190		50555	
		52690		133993	
GRANITE SAWN					7216
326 FINLAND				2907	
335 GERMANY W				82	
375 SWEDEN		290		13361	
400 U STATES		9747		17007	
		10037		33357	
GRANITE MANUFACTURES					7218
100 U KINGDOM				207	
306 BELGIUM		1115		1585	
326 FINLAND		10679		36724	
335 GERMANY W		1652		1652	
344 ITALY				4248	
375 SWEDEN		5270		32905	
400 U STATES		12981		42040	
		31697		119361	
GYPSUM	TON				7221
100 U KINGDOM	9	364	9	364	
352 MEXICO	11800	33820	40300	158454	
400 U STATES	2	71	83	2182	
	11811	34255	40392	161000	
LIME	CWT				7223
100 U KINGDOM	313	302	1917	1369	
400 U STATES	25535	15636	130952	81234	
	25848	15938	132869	82603	
PLASTER OF PARIS WALL PLASTER	CWT				7224
100 U KINGDOM			175	263	
335 GERMANY W			50	120	
344 ITALY			22	65	
400 U STATES	30515	39399	128670	181338	
	30515	39399	128917	181786	
CEMENT PORTLAND	CWT				7225
100 U KINGDOM	7954	10971	65638	57422	
306 BELGIUM	7941	11517	19859	28818	
318 DENMARK			3403	5334	
327 FRANCE	2624	4163	2644	4370	
335 GERMANY W	438	701	5321	10248	
400 U STATES	28985	39935	248090	307176	
	47942	67287	344955	413368	
CEMENT MANUFACTURES N O P					7226
100 U KINGDOM		8260		29200	
344 ITALY				1011	
400 U STATES		9808		113523	
		18068		143734	
WHITE PORTLAND CEMENT CLINKER	CWT				7227
400 U STATES	43265	47435	123127	135765	
	43265	47435	123127	135765	
MARBLE ROUGH					7231
306 BELGIUM				4456	
344 ITALY		3811		4724	
375 SWEDEN		1050		1050	
400 U STATES				2452	
		4861		12682	
MARBLE SAWN					7232
306 BELGIUM		10388		20039	
344 ITALY		21794		65393	
366 PORTUGAL				157	
400 U STATES		40079		121685	
		72261		207274	
MARBLE FOR TOMBSTONES					7233
400 U STATES		4977		17789	
		4977		17789	
MARBLE MANUFACTURES N O P					7234
100 U KINGDOM		57		177	
306 BELGIUM		6726		19121	
335 GERMANY W		239		1186	
344 ITALY		6942		31786	
366 PORTUGAL		2595		2974	
400 U STATES		7332		16881	
		23891		72125	
MARBLE ORNAMENTAL FOR CHURCHES					7235
305 AUSTRIA		2099		2099	
344 ITALY		11675		56319	
400 U STATES				1711	
		13774		60129	

IMPORTS INTO CANADA FOR CONSUMPTION

133

Articles and Countries from which Imported	MONTH OF MAY 1958		FIVE MONTHS ENDED MAY 1958		Class Number
	Quantities	Values (\$)	Quantities	Values (\$)	
ROOFING SLATE					
100 U KINGDOM	SQ	10	10	462	7241
400 U STATES		62	203	6916	
		72	213	7378	
SLATE MANUFACTURES N O P					7243
100 U KINGDOM				58209	
335 GERMANY W		14857		203	
344 ITALY		262		702	
366 PORTUGAL		1418		1418	
390 GERMANY E		90		90	
400 U STATES		3157		8390	
		19784		69012	
CURLING STONES AND HANDLES					7254
100 U KINGDOM	PAIR		68	2855	
400 U STATES			16	202	
			84	3057	
FELDSPAR					7256
400 U STATES	CWT	2845	6100	6245	
		2845	6100	6245	
FLINT AND GROUND FLINT STONE					7257
327 FRANCE	CWT		552	827	
400 U STATES		1557	4794	8133	
		1557	5346	8960	
FLUORSPAR					7258
100 U KINGDOM	CWT	1299	1569	3380	
352 MEXICO		54231	116108	122743	
400 U STATES		7045	33057	73261	
		62575	150734	199384	
MAG OX AND CARB FOR INSULATION					7261
100 U KINGDOM	CWT		993	6754	
400 U STATES		1200	7410	28464	
		1200	8403	35218	
PHOSPHATE ROCK					7263
306 BELGIUM	CWT	3000	18000	50245	
400 U STATES		1359551	3038465	1653841	
		1362551	3056465	1704086	
SILICA SAND					7264
400 U STATES	CWT	1217041	4565395	816518	
		1217041	4565395	816518	
SAND AND GRAVEL N O P					7265
100 U KINGDOM	TON	150	1650	2063	
400 U STATES		8699	13797	31286	
		8849	15447	33349	
SILEX OR CRYSTALLIZED QUARTZ					7266
100 U KINGDOM	CWT		34	84	
309 BRAZIL		6	8	7915	
400 U STATES		25593	89666	69418	
		25599	89708	77417	
STONE REFUSE					7267
400 U STATES	TON		334	387	
			334	387	
TALC OR SOAPSTONE					7268
344 ITALY	CWT	441	2285	4555	
400 U STATES		27821	123044	208740	
		28262	125329	213295	
WHITING GILDERS PARIS WHITE					7269
100 U KINGDOM	CWT	3316	13491	12669	
327 FRANCE			4000	1243	
400 U STATES		10140	39434	86685	
		13456	56925	100597	
STONE AND MANUFACTURES N O P					7270
100 U KINGDOM				854	
231 HONG KONG		241		531	
335 GERMANY W		1190		1274	
344 ITALY		1418		6303	
400 U STATES		5441		17959	
		8290		26921	
ROOFING GRANULES					7271
400 U STATES	CWT	254646	716733	750000	
		254646	716733	750000	
STONE CRUSHED					7272
400 U STATES	TON	156612	231764	343790	
		156612	231764	343790	
QUARTZ PIEZO ELECTRIC					7273
100 U KINGDOM	LB		5	667	
309 BRAZIL		170	2277	11816	
400 U STATES		20	414	20160	
		190	2696	32643	
MAGNESIA DEAD BURNED SINTERED					7274
100 U KINGDOM	CWT	560	1120	3785	
400 U STATES		35372	72991	343280	
		35932	74111	347065	
MAGNESIA CAUSTIC CALCINED					7275
100 U KINGDOM	CWT		457	1404	
215 INDIA		84	229	1836	
354 NETHRLNDS		220	220	717	
400 U STATES		1975	9318	42296	
		2279	10224	46253	
ELECTRIC OR BLAST FURNACE SLAG					7280
400 U STATES	CWT	19852	99109	12740	
		19852	99109	12740	
BARYTES					7281
335 GERMANY W	CWT	859	3539	4839	
400 U STATES		2733	7903	20216	
		3592	11442	25055	

## IMPORTS INTO CANADA FOR CONSUMPTION

Articles and Countries from which Imported	MONTH OF MAY 1958		FIVE MONTHS ENDED MAY 1958		Class Number
	Quantities	Values (\$)	Quantities	Values (\$)	
CARBONS 3 TO 35 INCHES CIRCUM					
100 U KINGDOM		1160		5845	7282
327 FRANCE		342		7119	
400 U STATES		46199		170647	
		47701		183611	
CARBONS OVER 35 INCHES CIRCUM					
100 U KINGDOM		85947		85947	7283
347 JAPAN		835		1030	
400 U STATES		34200		215369	
		120982		302346	
ELECTRIC LIGHT CARBONS N O P					
100 U KINGDOM	LB		200	305	7284
335 GERMANY W	7339	8388	13674	16193	
347 JAPAN			245	241	
400 U STATES	796	2522	58639	44347	
	8135	10910	72758	61086	
CRAYONS					
100 U KINGDOM		490		811	7285
317 CZECHO S		811		1643	
327 FRANCE				589	
335 GERMANY W		6239		16095	
347 JAPAN		475		1562	
354 NETHRLNDS				517	
400 U STATES		23160		136864	
		31175		158081	
DIAMONDS UNSET					
100 U KINGDOM	CARAT	697	2831	395742	7286
207 UN SO AFR		96	191	47344	
221 B GUIANA			2	470	
306 BELGIUM	1531	221199	11959	1620565	
327 FRANCE			48	6391	
335 GERMANY W	15	1472	106	10454	
344 ITALY			8	3175	
354 NETHRLNDS	96	16935	680	101998	
360 ISRAEL	1188	129528	3631	389306	
400 U STATES	743	158306	3639	558190	
	4366	645721	23095	3133635	
FOUNDRY FACINGS OF ALL KINDS					
100 U KINGDOM				717	7288
335 GERMANY W		621		621	
400 U STATES		18482		51180	
		19103		52518	
FULLERS EARTH IN BULK ONLY					
100 U KINGDOM		200		473	7289
400 U STATES		14077		71988	
		14277		72461	
GAS IMPORTED BY PIPE LINE					
400 U STATES	M FT	3951605	12733327	2789585	7290
		3951605	12733327	2789585	
INSULATORS ELECTRIC N O P					
100 U KINGDOM		26588		96508	7291
335 GERMANY W		89		674	
359 NORWAY				224	
376 SWITZRLND				2820	
400 U STATES		51366		224947	
		78043		325173	
MAGNESIA PIPE COVERING					
100 U KINGDOM		6384		21405	7292
400 U STATES		15361		43333	
		21745		64738	
MINERAL WOOL					
327 FRANCE	LB		39927	8660	7295
400 U STATES	148785	21271	795184	104541	
	148785	21271	835111	113201	
SALT TABLE					
400 U STATES	CWT	63	442	14179	7296
		63	442	14179	
SALT FOR FISHERIES					
100 U KINGDOM	CWT		448	415	7297
224 JAMAICA			51244	8575	
227 BAHAMAS	137760	25359	228614	53166	
372 SPAIN	27898	9339	49838	21299	
400 U STATES	31000	7750	31000	7750	
	196658	42448	361144	91205	
SALT IN BULK N O P					
352 MEXICO	CWT	202653	408867	22303	7298
400 U STATES		196787	439211	105713	
		399440	848078	128016	
SALT IN BAGS BARRELS					
100 U KINGDOM	CWT	3287	3939	5027	7299
400 U STATES		20653	100032	83023	
		23940	103971	88050	
SULPHUR AND BRIMSTONE					
400 U STATES	CWT	890647	1705793	1890867	7300
		890647	1705793	1890867	
MINERAL SUBSTANCES N O P					
100 U KINGDOM		9248		47334	7301
205 RHOD NYAS		123484		123484	
207 UN SO AFR		70012		102817	
231 HONG KONG				343	
305 AUSTRIA		97		403	
306 BELGIUM		2327		5994	
318 DENMARK		128		128	
327 FRANCE		362		3579	

IMPORTS INTO CANADA FOR CONSUMPTION

135

Articles and Countries from which Imported	MONTH OF MAY 1958		FIVE MONTHS ENDED MAY 1958		Class Number
	Quantities	Values (\$)	Quantities	Values (\$)	
335 GERMANY W		2129		5405	
344 ITALY		22291		30417	
347 JAPAN		513		1430	
354 NETHRLNDS		88		373	
400 U STATES		460144		2150979	
		690823		2472686	
VERMICULITE CRUDE					
207 UN SO AFR		29202		29202	7302
400 U STATES		14483		90929	
		43685		120131	
ASPHALT TILE FOR FLOORING					
400 U STATES	SQ FT				7303
	76120	7756	334247	30942	
	76120	7756	334247	30942	
ANDALUSITE KYANITE MULLITE ETC					
207 UN SO AFR	CWT	230	230	360	7304
400 U STATES		2401	9769	31840	
		2631	9469	32200	

## IMPORTS INTO CANADA FOR CONSUMPTION

Articles and Countries from which Imported	MONTH OF MAY 1958		FIVE MONTHS ENDED MAY 1958		Class Number
	Quantities	Values (\$)	Quantities	Values (\$)	
<u>GROUP 8</u>					
<u>CHEMICALS AND ALLIED PRODUCTS</u>					
ACID BORACIC 25 LBS OR OVER 400 U STATES	LB 139611	8239	1373786	84080	8001
	139611	8239	1373786	84080	
ACID HYDROFLUOSILICIC 400 U STATES	LB 20978	2035	85856	7090	8002
	20978	2035	85856	7090	
ACID MURIATIC 400 U STATES	LB 280664	3351	2211310	26822	8003
	280664	3351	2211310	26822	
ACETYSALICYLIC ACID 100 U KINGDOM 400 U STATES	LB 70928	40348	286022	164993	8004
	66112	33250	348886	177681	
	137040	73598	634908	342674	
ACID NITRIC 400 U STATES	LB 1884554	105182	4474569	172647	8005
	1884554	105182	4474569	172647	
ACID PHOSPHORIC 400 U STATES	LB 74230	5890	185948	13038	8006
	74230	5890	185948	13038	
ACID SULPHURIC 400 U STATES	LB 516897	5370	1698040	17761	8008
	516897	5370	1698040	17761	
ACID LACTIC 100 U KINGDOM 318 DENMARK 335 GERMANY W 354 NETHRLNDS 400 U STATES	LB 3000	883	21900	6832	8009
	19454	2728	12000	2205	
	8907	1948	28734	4773	
	10200	1432	57229	12883	
	41561	6991	34566	4991	
			154429	31684	
ACID NICOTINIC 376 SWITZRLND	LB 440	4780	550	5038	8010
	440	4780	550	5038	
SALICYLIC ACID 400 U STATES	LB 200	84	4150	1772	8011
	200	84	4150	1772	
ACID ACETIC AND PYROLIGNEOUS 400 U STATES	GAL 314	536	579	977	8012
	314	536	579	977	
ACID CRESYLIC 100 U KINGDOM 400 U STATES	LB 89886	7976	165227	14756	8015
	15001	1373	94851	22147	
	104887	9349	260078	36903	
XANTHATES FOR ORES 100 U KINGDOM 335 GERMANY W 400 U STATES	LB 32500	6467	550	79	8016
	609150	169657	142750	30834	
	641650	176124	2334954	621097	
			2478254	652010	
ACID OXALIC 327 FRANCE 335 GERMANY W 354 NETHRLNDS 400 U STATES	LB 22046	2569	44004	5238	8017
	812	273	262370	31870	
	44092	5312	116073	13793	
	1700	455	76590	12649	
	68650	8609	499037	63550	
ACID TANNIC 100 U KINGDOM 306 BELGIUM 327 FRANCE 344 ITALY 400 U STATES	LB 1680	1970	3360	4063	8020
	1220	1189	3755	4170	
			2976	4173	
	551	871	551	871	
	700	941	5745	6755	
	4151	4971	16387	20032	
TARTARIC ACID CRYSTAL OR POWD 100 U KINGDOM 344 ITALY 400 U STATES	LB 57120	19515	160934	56518	8021
	6614	2202	44127	14594	
	266	162	966	638	
	64000	21879	206027	71750	
ACIDS N O P 100 U KINGDOM 306 BELGIUM 314 COLOMBIA 318 DENMARK 327 FRANCE 335 GERMANY W 344 ITALY 347 JAPAN 352 MEXICO 376 SWITZRLND 400 U STATES	LB 63352	17617	345362	88882	8022
	81365	9076	220	372	
	42226	7921	149169	19094	
	5000	2573	87947	19092	
	1873	3368	10111	8248	
			119731	25873	
			1102	1531	
	3	328	34	5564	
	50	922	52	1516	
			110	1368	
	494101	99326	2599261	588110	
	687970	141131	3313099	759650	
ACID ARSENIC 400 U STATES	LB		244043	7807	8023
			244043	7807	
ASCORBIC ACID 376 SWITZRLND 400 U STATES		11279		27165	8024
		16028		89669	
		27307		116834	
ACID FORMIC 335 GERMANY W 354 NETHRLNDS 400 U STATES	LB 347265	35011	424147	42794	8025
	63974	5208	79406	6504	
	381	218	55208	9219	
	411620	40437	558761	58517	

IMPORTS INTO CANADA FOR CONSUMPTION

Articles and Countries from which Imported	MONTH OF MAY 1958		FIVE MONTHS ENDED MAY 1958		Class Number
	Quantities	Values (\$)	Quantities	Values (\$)	
ACID CHROMIC 100 U KINGDOM 335 GERMANY W 400 U STATES	LB 5000 4409 52000 61409	1335 1227 14158 16720	97168 4409 253375 354952	24532 1227 69901 95660	8026
ACID CARBOLIC OR PHENOL 400 U STATES	LB 257020 257020	45418 45418	1481548 1481548	264460 264460	8027
AMYL ALCOHOL 400 U STATES	GAL		204 204	755 755	8032
BUTYL ALCOHOL 400 U STATES	LB 40500 40500	5306 5306	230360 230360	30391 30391	8034
METHYL ETHYL KETONE ETC 400 U STATES	LB 393148 393148	49169 49169	2384794 2384794	296324 296324	8035
ETHYL AND METHYL ALCOHOL 400 U STATES	GAL 684 684	927 927	48496 48496	21837 21837	8036
RUM TO BE DENATURED 221 B GUIANA 224 JAMAICA 400 U STATES	P GAL 106 106	119 119	976 266 436 1678	1410 301 589 2300	8037
ISOPROPYL ALCOHOL 400 U STATES	GAL 5184 5184	2424 2424	10194 10194	5134 5134	8038
CELLULOSE ACETATE PHOTO FILM 400 U STATES		87635 87635		626973 626973	8046
CAFFEINE AND SALTS 100 U KINGDOM 335 GERMANY W 354 NETHRLNDS 376 SWITZRLND 400 U STATES	LB 8400 4400 12800	16211 9210 25421	2240 32120 47500 8800 95 90755	5603 63981 110470 18420 223 198697	8052
COCAINE 100 U KINGDOM	OZ		475 475	5977 5977	8053
CODEINE AND SALTS 100 U KINGDOM 215 INDIA 335 GERMANY W 354 NETHRLNDS	OZ 5456 5456	28646 28646	24951 2400 600 1353 29304	129533 16295 2377 5851 154056	8054
OPIUM AND DERIVATIVES N O P 100 U KINGDOM 327 FRANCE 354 NETHRLNDS 400 U STATES	OZ 2071 727 126 2924	7675 4801 545 13021	3688 58 1257 359 5362	16719 520 7450 2215 26904	8056
QUININE SALTS 335 GERMANY W 354 NETHRLNDS 400 U STATES	OZ 4900 4900	1382 1382	5800 3000 35700 44500	2156 874 11473 14503	8059
STRYCHNINE AND SALTS 100 U KINGDOM	OZ 115 115	222 222	1115 1115	1202 1202	8060
PREPARATIONS WEED KILLING 100 U KINGDOM 318 DENMARK 335 GERMANY W 400 U STATES		6658 13155 1012 476766 497591		252804 61525 36495 1723532 2074356	8069
NICOTINE AND SALT FOR SPRAYING 100 U KINGDOM 354 NETHRLNDS 400 U STATES	LB 1800 1800	1981 1981	17400 1102 7250 25752	14408 697 6078 21183	8070
CHLOROPICRIN INSECTICIDES 400 U STATES		10573 10573		34233 34233	8071
SPRAYS IN PKGS NOT OVER 3 LBS 100 U KINGDOM 347 JAPAN 400 U STATES		5609 401 72712 78722		32878 401 215655 248934	8072
DISINFECTANTS DIPS SPRAYS NOP 100 U KINGDOM 318 DENMARK 327 FRANCE 335 GERMANY W 347 JAPAN 359 NORWAY 363 PERU 376 SWITZRLND 400 U STATES		27393 8308 283 970170 1006154		113007 7441 35325 112444 1217 276 7039 283 3871040 4148072	8073
MEDICINAL PREPARATIONS DRY 100 U KINGDOM 231 HONG KONG 306 BELGIUM 318 DENMARK		59092 3417 241		379996 18776 640 356	8074

## IMPORTS INTO CANADA FOR CONSUMPTION

Articles and Countries from which Imported	MONTH OF MAY 1958		FIVE MONTHS ENDED MAY 1958		Class Number
	Quantities	Values (\$)	Quantities	Values (\$)	
327 FRANCE		7696		67040	
335 GERMANY W		17920		113751	
344 ITALY				914	
347 JAPAN		629		1598	
352 MEXICO				96	
354 NETHRLNDS		1694		3930	
375 SWEDEN				459	
376 SWITZRLND		40931		204579	
400 U STATES		452837		2367425	
		584457		3159560	
MEDICINAL PREPARATIONS LIQUID					8075
100 U KINGDOM		15914		28970	
231 HONG KONG		150		3287	
234 AUSTRALIA				1125	
327 FRANCE		2505		22726	
335 GERMANY W		765		3921	
344 ITALY				229	
354 NETHRLNDS				2331	
376 SWITZRLND				16924	
400 U STATES		190157		725143	
		209491		804656	
MEDICINAL PREPARATIONS OTHER					8076
100 U KINGDOM		826		1062	
231 HONG KONG		180		988	
327 FRANCE				200	
335 GERMANY W				210	
347 JAPAN		171		251	
376 SWITZRLND				1457	
400 U STATES		10345		76746	
		11522		80914	
MENTHOL NATURAL OR SYNTHETIC					8078
100 U KINGDOM		2004		16420	
234 AUSTRALIA				5626	
304 ARGENTINA		6500		7476	
309 BRAZIL		26158		41100	
313 CHINA				4657	
335 GERMANY W				794	
347 JAPAN				10561	
354 NETHRLNDS				6297	
400 U STATES		6003		14691	
		40665		107622	
PAPAIN					8079
203 B E AFR		18800		27468	
400 U STATES		91		6834	
		18891		34302	
SPIRITS AND STRONG WATERS NOP					8081
100 U KINGDOM	GAL	46	656	273	2782
231 HONG KONG		576	2165	2776	12628
327 FRANCE				1	167
335 GERMANY W				32	538
376 SWITZRLND				1	126
400 U STATES		97	3007	522	14206
		719	5828	3605	30447
EXTRACT OF CASCARA SAGRADA					8082
400 U STATES		3420		10488	
		3420		10488	
PENICILLIN AND PRODUCTS					8083
100 U KINGDOM		1756		22719	
318 DENMARK				4405	
400 U STATES		38844		310133	
		40600		337257	
STREPTOMYCIN AND PRODUCTS					8084
100 U KINGDOM		8614		9113	
400 U STATES		24407		80586	
		33021		89699	
SULPHA DRUGS					8085
100 U KINGDOM		5670		59937	
318 DENMARK		2843		19535	
327 FRANCE				311	
335 GERMANY W				8955	
354 NETHRLNDS		2446		36235	
376 SWITZRLND				16076	
400 U STATES		2350		130197	
		13309		271246	
ANTIBIOTICS N O P					8086
100 U KINGDOM		9732		49929	
318 DENMARK				1890	
327 FRANCE				14200	
376 SWITZRLND				9095	
400 U STATES		531694		1745285	
		541426		1820399	
ANILINE DYES 1 LB OR OVER					8091
100 U KINGDOM	LB	125489	141913	477324	498118
306 BELGIUM		5399	3147	17254	11692
327 FRANCE		9556	11323	70447	66992
335 GERMANY W		37090	42944	158222	231593
344 ITALY				3417	2903
354 NETHRLNDS		2150	1986	9980	7806
365 POLAND		6600	1396	6600	1396
376 SWITZRLND		91342	161454	291814	509928
400 U STATES		374599	511628	1368604	1897936
		652225	875791	2403662	3226364
ANILINE AND COAL TAR DYES NOP					8092
100 U KINGDOM	LB			1250	2390
318 DENMARK		9923	9842	17641	16902



IMPORTS INTO CANADA FOR CONSUMPTION

Articles and Countries from which Imported	MONTH OF MAY 1958		FIVE MONTHS ENDED MAY 1958		Class Number
	Quantities	Values (\$)	Quantities	Values (\$)	
376 SWITZRLND			446	1 191	
400 U STATES	9854	30894	29427	119468	
ANILINE OIL SALTS AL)ZARIN	19777	40736	48764	139951	
100 U KINGDOM	LB 250	551	2870	1885	8094
335 GERMANY W			13440	1785	
400 U STATES	1070	343	1620	1108	
COAL TAR BASE OR SALT FOR OYES	1320	894	17930	4778	
100 U KINGDOM	LB 11199	13850	30560	29742	8095
306 BELGIUM	2204	1362	8685	5027	
335 GERMANY W	72436	32416	194078	102666	
344 ITALY			10000	6009	
354 NETHRLNOS	550	1243	770	1548	
376 SWITZRLND			2000	1110	
400 U STATES	37608	33764	149215	143544	
CHEM COMP FOR OYEING TANNG NOP	123997	82635	395308	289646	
100 U KINGDOM	CWT 71	1278	951	14120	8104
306 BELGIUM	132	2134	134	2190	
327 FRANCE			11	177	
335 GERMANY W	380	8172	4049	61941	
376 SWITZRLND	75	4571	1292	25734	
400 U STATES	16273	84942	70351	406076	
BASIC CHROMIC SULPHATE	16931	101097	76788	510238	
100 U KINGDOM	CWT 772	7189	1912	16210	8105
335 GERMANY W	32	330	494	4049	
400 U STATES	2340	23747	9848	99278	
INDIGO INDIGO PASTE OR EXTRACT	3144	31266	12254	120237	8106
LOGWOOD AND FUSTIC EXTRACT	CWT				8109
400 U STATES	30	1028	155	5740	
QUEBRACHO EXTRACT	30	1028	155	5740	
100 U KINGDOM	CWT		403	5541	8111
304 ARGENTINA	7803	70897	30029	275157	
362 PARAGUAY	1272	12649	5434	53471	
400 U STATES	240	2910	1288	15022	
TERRA JAPONICA GAMBIER CUTCH	9315	86456	37154	349191	
100 U KINGDOM	CWT 72	914	1139	13046	8113
219 BEI OTHER			255	1635	
TURMERIC	72	914	1394	14681	
215 INDIA	CWT 313	2207	707	5593	8114
NON EDIBLE SEEOS BEANS NUTS	313	2207	707	5593	
100 U KINGDOM	CWT 22	134	22	134	8115
224 JAMAICA	336	1050	336	1050	
400 U STATES			65	1558	
CHESTNUT EXTRACT	358	1184	423	2742	
327 FRANCE	CWT 441	4160	1541	14667	8116
344 ITALY	1102	10497	3204	29380	
400 U STATES			2434	23196	
SPRUCE EXTRACT	1543	14657	7179	67243	
400 U STATES	CWT		848	1455	8117
MYROBALAN EXTRACT			848	1455	
WATTLE EXTRACT	CWT				8118
203 B E AFR	559	4432	559	4432	8119
207 UN SO AFR	223	1552	4280	28578	
400 U STATES	554	4519	1134	9340	
EXTRACTS N O P DYEING TANNING	1336	10503	5973	42350	
100 U KINGDOM	CWT		46	3656	8121
234 AUSTRALIA			201	1469	
335 GERMANY W			22	1191	
400 U STATES	3447	15861	9802	55327	
BINITROTOLUOL FOR EXPLOSIVES	3447	15861	10071	61643	
400 U STATES	LB		10000	4150	8131
NITRATE COMPOUNDS NOP FOR EXPL			10000	4150	
100 U KINGDOM	LB		11200	1339	8132
400 U STATES			267889	33198	
BLASTING AND MINING POWOER			279089	34537	
DYNAMITE AND NITRO GLYCERINE	LB				8133
400 U STATES			2700	1103	8134
FIREWORKS FIRECRACKERS			2700	1103	
100 U KINGDOM		17377		46301	8135
231 HONG KONG		8529		116253	
335 GERMANY W		99		1996	
347 JAPAN		4751		4751	
354 NETHRLNOS		788		788	
359 NORWAY				146	
369 PORT ASIA				795	
400 U STATES		3574		17789	
		35118		188819	

## IMPORTS INTO CANADA FOR CONSUMPTION

Articles and Countries from which Imported	MONTH OF MAY 1958		FIVE MONTHS ENDED MAY 1958		Class Number
	Quantities	Values (\$)	Quantities	Values (\$)	
FUSE NON METALLIC					8136
100 U KINGDOM		220		220	
400 U STATES		2999		7670	
		3219		7890	
GUN RIFLE SPORTING POWDER	LB				8137
400 U STATES	28680	24550	165562	145278	
	28680	24550	165562	145278	
EXPLOSIVES N O P	LB				8138
400 U STATES	437920	103918	3320959	679407	
	437920	103918	3320959	679407	
NITROGEN SOLUTION	CWT				8149
400 U STATES	48636	145037	253901	719585	
	48636	145037	253901	719585	
NITROGEN FERTILIZER N O P	CWT				8150
359 NORWAY			300	901	
			300	901	
AMMONIUM SULPHATE	CWT				8151
100 U KINGDOM			1576	4857	
335 GERMANY W	445	1089	1106	2738	
400 U STATES	8671	14926	38850	70125	
	9116	16015	41532	77720	
BASIC SLAG	CWT				8152
POTASH MURIATE OF	CWT				8155
327 FRANCE			79982	108796	
335 GERMANY W			44000	54663	
400 U STATES	206148	222650	880521	960758	
	206148	222650	1004503	1124217	
POTASH SULPHATE OF	CWT				8156
327 FRANCE			24603	45940	
400 U STATES	22921	39604	101379	178708	
	22921	39604	125982	224648	
SODA NITRATE OR CUBIC NITRE	CWT				8157
100 U KINGDOM			459	2181	
312 CHILE	3000	8262	11920	32433	
400 U STATES	100930	224643	161357	359693	
	103930	232905	173736	394307	
TRIPLE SUPERPHOSPHATE	CWT				8161
400 U STATES	76450	177033	269299	619611	
	76450	177033	269299	619611	
SUPERPHOSPHATE N O P	CWT				8162
400 U STATES	444853	438519	1518178	1465265	
	444853	438519	1518178	1465265	
PHOSPHATE FERTILIZER N O P	CWT				8163
400 U STATES	13772	44780	50547	173400	
	13772	44780	50547	173400	
SULPHATE OF POTASH MAGNESIA	CWT				8164
400 U STATES	11166	7287	26273	18027	
	11166	7287	26273	18027	
FERTILIZER MIXED	CWT				8166
100 U KINGDOM	12	166	238	3937	
400 U STATES	15607	85972	48358	328029	
	15619	86138	48596	331966	
FERTILIZER MATERIALS N O P	CWT				8167
100 U KINGDOM	7	154	7	154	
347 JAPAN			800	5319	
400 U STATES	28176	97987	102391	337041	
	28183	98141	103198	342514	
LITHARGE	CWT				8171
100 U KINGDOM	212	2888	1985	27068	
400 U STATES	913	14357	6089	91951	
	1125	17245	8074	119019	
LEAD RED DRY ORANGE MINERAL	LB				8172
100 U KINGDOM	146000	18126	379060	48209	
400 U STATES	2400	412	19200	3702	
	148400	18538	398260	51911	
LEAD WHITE	LB				8173
100 U KINGDOM			4480	623	
			4480	623	
ANTIMONY OXIDE	LB				8179
100 U KINGDOM	20000	4391	104000	23160	
306 BELGIUM	6812	1383	12412	2555	
400 U STATES			23100	5337	
	26812	5774	139512	31052	
LAMP BLACK	LB				8180
400 U STATES	25765	5706	85305	17908	
	25765	5706	85305	17908	
TITANIUM OXIDE	LB				8181
100 U KINGDOM	2305200	486285	7875100	1715921	
400 U STATES	3485704	356948	17463272	1793793	
	5790904	843233	25338372	3509714	
CARBON BLACK	LB				8182
100 U KINGDOM			2626	205	
400 U STATES	3062388	207763	12025154	831348	
	3062388	207763	12027780	831553	
BONE BLACK AND IVORY BLACK	LB				8183
400 U STATES	25500	4439	93530	17164	
	25500	4439	93530	17164	
BLANC FIXE	LB				8184
100 U KINGDOM	1300	576	7140	2296	
306 BELGIUM			22000	825	
335 GERMANY W	51023	1595	91023	2874	
400 U STATES	22770	2433	85654	9257	
	75093	4604	205817	15252	
BRONZE POWDER	LB				8185
100 U KINGDOM	150	137	1662	1872	

IMPORTS INTO CANADA FOR CONSUMPTION

Articles and Countries from which Imported	MONTH OF MAY 1958		FIVE MONTHS ENDED MAY 1958		Class Number
	Quantities	Values (\$)	Quantities	Values (\$)	
335 GERMANY W			1100	836	
400 U STATES	250	264	1466	1771	
LITHOPONE	400	401	4228	4479	8186
	LB				
100 U KINGDOM	90000	6100	238800	15985	
335 GERMANY W	71976	6225	161970	13090	
400 U STATES	107000	9383	329977	28667	
OXIDE OF COBALT	268976	21708	730747	57742	8187
	LB				
100 U KINGDOM			1000	1400	
400 U STATES	700	1419	6750	13829	
OXIDE OF COPPER	700	1419	7750	15229	8188
	LB				
100 U KINGDOM	2240	697	64960	21039	
400 U STATES	1713	1669	6713	3779	
OXIDES FILLERS COLOURS DRY NOP	3953	2366	71673	24818	8189
	LB				
100 U KINGDOM	100806	34545	401513	137039	
318 DENMARK	12128	11545	23919	26695	
335 GERMANY W	200227	12809	354433	24399	
354 NETHRLNDS	6720	2134	10118	3356	
372 SPAIN	55137	1195	57337	1702	
376 SWITZRLND	715	1607	1644	3819	
400 U STATES	658505	269092	2680523	1069372	
PARIS GREEN ORY	1034238	332927	3529487	1266382	8190
	LB				
400 U STATES			1000	367	
SATIN WHITE			1000	367	8191
	LB				
400 U STATES	49270	1124	381320	7977	
ULTRAMARINE BLUE DRY OR PULP	49270	1124	381320	7977	8192
	LB				
100 U KINGDOM	28458	5494	105198	21250	
354 NETHRLNDS			550	76	
400 U STATES	15200	4305	54950	15473	
ZINC WHITE OXIDE	43658	9799	160698	36799	8193
	LB				
100 U KINGDOM	22400	2095	66800	6374	
400 U STATES	77500	10987	399506	57519	
OXIDE OF TIN	99900	13082	466306	63893	8194
	LB				
100 U KINGDOM	4928	4555	22916	21303	
400 U STATES	100	112	2456	3279	
OCHRES SIENNAS AND UMBERS	5028	4667	25372	24582	8201
	LB				
100 U KINGDOM	14800	575	32452	1282	
400 U STATES	47744	4498	481874	22960	
PUTTY	62544	5073	514326	24242	8202
	LB				
100 U KINGDOM	71367	10255	356497	51934	
400 U STATES	71367	10255	359297	52080	
ARTISTS AND CHILDRENS COLOURS					8211
100 U KINGDOM		39189		116703	
306 BELGIUM				141	
327 FRANCE		302		858	
335 GERMANY W		582		3583	
347 JAPAN		125		1337	
354 NETHRLNDS		376		376	
400 U STATES		24378		114811	
LIQUIO FILLERS AND PAINTS NOP		64952		237809	8213
	GAL				
100 U KINGDOM	3625	4572	8002	15692	
236 NEW ZEAL			40	268	
335 GERMANY W	55	364	1019	3222	
354 NETHRLNDS			7	61	
359 NORWAY	265	826	265	826	
375 SWEDEN	56	155	132	554	
376 SWITZRLNO			36	154	
400 U STATES	69880	292918	257893	1184842	
SPIRIT VARNISHES AND LACQUERS	73881	298835	267394	1205619	8214
	GAL				
100 U KINGDOM	155	1107	420	3628	
335 GERMANY W	446	3044	2250	14751	
400 U STATES	8979	59891	37482	198998	
STAINS AND OXIDES	9580	64042	40152	217377	8215
	LB				
100 U KINGDOM	10748	3202	16741	11734	
335 GERMANY W			6	197	
400 U STATES	47996	48117	139004	178311	
VARNISHES LACQUERS JAPANS NOP	58744	51319	155751	190242	8216
	GAL				
100 U KINGDOM	45	291	1648	8162	
318 DENMARK			26	132	
327 FRANCE			34	189	
335 GERMANY W	176	490	268	1351	
354 NETHRLNDS			60	189	
376 SWITZRLNO	84	413	93	505	
400 U STATES	31585	95616	119812	383621	
ALCOHOLIC PERFUMES UNDER 4 OZ	31890	96810	121941	394149	8221
100 U KINGDOM		5102		17772	
221 B GUIANA		181		181	
231 HONG KONG		82		449	
327 FRANCE		19142		64235	
335 GERMANY W		4246		15404	

## IMPORTS INTO CANADA FOR CONSUMPTION

Articles and Countries from which Imported	MONTH OF MAY 1958		FIVE MONTHS ENDED MAY 1958		Class Number
	Quantities	Values (\$)	Quantities	Values (\$)	
344 ITALY		67		1276	
354 NETHRLNDS		574		2217	
372 SPAIN				360	
400 U STATES		13272		63950	
ALCOHOLIC PERFUMES OVER 4 OZ		42666		165844	
100 U KINGDOM	GAL				8222
221 B GUIANA	28	1229	147	6010	
231 HONG KONG	3	233	3	233	
327 FRANCE			20	217	
335 GERMANY W	198	11629	550	18268	
372 SPAIN	40	763	299	4334	
400 U STATES			1	127	
	36	419	202	2803	
PERFUMERY TOILET PREPARATIONS	305	14273	1222	31992	
100 U KINGDOM		13261		44136	8224
306 BELGIUM				318	
318 DENMARK		1182		1182	
327 FRANCE		9080		39460	
335 GERMANY W		10807		47210	
340 HUNGARY		199		199	
344 ITALY		596		5060	
347 JAPAN				162	
352 MEXICO		751		883	
372 SPAIN				54	
375 SWEDEN				379	
376 SWITZRLND		102		383	
400 U STATES		90510		423893	
CASTILE SOAP		126488		563319	
327 FRANCE	LB				8231
400 U STATES	3024	408	3024	408	
			2596	1079	
COMMON OR LAUNDRY SOAP	3024	408	5620	1487	
100 U KINGDOM	LB				8232
327 FRANCE	30865	3490	2230	200	
354 NETHRLNDS	744	61	30865	3490	
400 U STATES	53535	7874	1346	122	
	85144	11425	315285	46713	
LIQUID SOAP	LB				8234
100 U KINGDOM			1040	191	
354 NETHRLNDS	137	101	137	101	
400 U STATES	318361	78512	1449746	361794	
	318498	78613	1450923	362086	
SOAP POWDERS AND FLAKES	LB				8235
100 U KINGDOM	13774	1232	18494	1697	
354 NETHRLNDS	1665	276	1989	392	
400 U STATES	145677	30133	1515291	243240	
	161116	31641	1535774	245329	
TOILET SOAP N O P					8236
100 U KINGDOM		9930		49236	
306 BELGIUM		2180		3162	
327 FRANCE		1116		1663	
335 GERMANY W		283		2135	
344 ITALY				129	
354 NETHRLNDS		782		941	
366 PORTUGAL				127	
372 SPAIN				233	
375 SWEDEN				248	
400 U STATES		15862		84938	
		30153		142812	
SOAP N O P					8238
100 U KINGDOM		625		3255	
376 SWITZRLND		195		367	
400 U STATES		24015		75347	
		24835		78969	
ALUM IN BULK NOT CALCINED	CWT				8251
100 U KINGDOM	830	2726	2299	7380	
335 GERMANY W			220	525	
400 U STATES	303	1770	1799	10291	
	1133	4496	4318	18196	
CHLORIDE OF ALUMINUM	CWT				8252
400 U STATES	2275	25252	12299	165453	
	2275	25252	12299	165453	
SULPHATE OF IRON COPPERAS	CWT				8253
100 U KINGDOM	68	173	964	1293	
400 U STATES	2033	3151	8108	14630	
	2101	3324	9072	15923	
SULPHATE OF ALUMINA ALUM CAKE	CWT				8254
327 FRANCE	331	563	331	563	
335 GERMANY W	200	336	1306	2689	
400 U STATES	7314	13599	32666	62468	
	7845	14498	34303	65720	
AMMDNIA NITRATE	LB				8261
400 U STATES	5125	577	23165	2547	
	5125	577	23165	2547	
SAL AMMONIAC	LB				8262
100 U KINGDOM			11256	483	
335 GERMANY W	66000	3100	98000	4623	
365 POLAND			11023	354	
400 U STATES	1988	334	35016	3519	
	67988	3434	155295	8979	
SAL AMMONIAC SKIMMINGS	LB				8263
306 BELGIUM	22046	1560	22046	1560	
335 GERMANY W	22046	1657	22046	1657	
400 U STATES	57079	6709	516938	30938	
	101171	9926	561030	34155	

IMPORTS INTO CANADA FOR CONSUMPTION

143

Articles and Countries from which Imported	MONTH OF MAY 1958		FIVE MONTHS ENDED MAY 1958		Class Number
	Quantities	Values (\$)	Quantities	Values (\$)	
AMMONIA COMPOUNDS N O P	LB				8 2 6 4
100 U KINGDOM	3 6707	1 2677	1 51774	3 0397	
335 GERMANY W	2 5353	1 962	1 31747	6 522	
354 NETHRLNDS	2 240	2 85	4 928	6 50	
400 U STATES	5 65993	3 7142	3 571440	1 96537	
	6 30293	5 2066	3 859869	2 34106	
AMMONIA ANHYDROUS	LB				8 2 6 5
400 U STATES	3 339940	1 38653	1 8259899	7 47573	
	3 339940	1 38653	1 8259899	7 47573	
ANTIMONY SALTS TARTAR EMETIC	LB				8 2 7 1
400 U STATES	3 750	1 891	2 1451	9 898	
	3 750	1 891	2 1451	9 898	
COPPER SUBACETATE PRECIPITATE	LB				8 2 7 4
COPPER SULPHATE	LB				8 2 7 5
100 U KINGDOM	1 24928	1 3922	7 65396	6 5106	
400 U STATES	9 9606	1 7003	3 75352	5 6921	
	2 24534	3 0925	1 140748	1 22027	
TIN BICHLORIDE TIN CRYSTALS	LB				8 2 7 7
100 U KINGDOM	1 08	1 03	1 218	8 88	
400 U STATES	4 15	3 61	2 902	3 099	
	5 23	4 64	4 120	3 987	
ZINC CHLORIDE	LB				8 2 7 8
100 U KINGDOM	3 360	3 57	8 960	9 48	
400 U STATES	2 7849	3 677	5 7994	7 418	
	3 1209	4 034	6 6954	8 366	
ZINC SULPHATE	LB				8 2 7 9
100 U KINGDOM	6 6880	3 729	3 89776	1 3944	
306 BELGIUM			1 20000	5 482	
335 GERMANY W	1 28200	6 408	2 36155	1 1924	
400 U STATES	1 2900	1 183	1 50000	1 2482	
	2 07980	1 1320	8 95931	4 3832	
BISMUTH SALTS					8 2 9 1
100 U KINGDOM		6 586		1 4624	
400 U STATES				1 596	
		6 586		1 6220	
LEAD ACETATE NOT GROUND	LB				8 2 9 2
100 U KINGDOM	1 8178	2 867	5 8542	9 269	
	1 8178	2 867	5 8542	9 269	
LEAD ARSENATE	LB				8 2 9 3
400 U STATES	3 0280	6 726	3 9880	8 838	
	3 0280	6 726	3 9880	8 838	
LEAD NITRATE NOT GROUND	LB				8 2 9 4
100 U KINGDOM	4 5024	5 320	5 0176	5 926	
400 U STATES	4 800	9 95	1 5000	3 213	
	4 9824	6 315	6 5176	9 139	
COMPOUNDS OF TETRAETHYL LEAD	LB				8 2 9 5
400 U STATES	8 81720	3 14921	2 524900	9 09938	
	8 81720	3 14921	2 524900	9 09938	
BROMINE	LB				8 3 0 1
100 U KINGDOM			1 55	1 08	
400 U STATES	4 223	1 601	1 1366	5 773	
	4 223	1 601	1 1521	5 881	
CHLORINE LIQUID CHLORINE GAS	LB				8 3 0 3
400 U STATES	3 566675	1 03545	1 8814625	5 37404	
	3 566675	1 03545	1 8814625	5 37404	
IODINE CRUDE	LB				8 3 0 4
312 CHILE	1 43	1 33	4 159	3 853	
347 JAPAN	3 307	3 121	3 307	3 121	
400 U STATES	2 000	1 998	2 2307	2 3638	
	5 450	5 252	2 9773	3 0612	
IODIZED SALTS FOR ANIMALS					8 3 0 5
100 U KINGDOM				8 60	
400 U STATES		9 74		6 073	
		9 74		6 933	
CALCIUM ARSENATE	LB				8 3 1 1
400 U STATES	2 3000	1 428	6 8000	5 060	
	2 3000	1 428	6 8000	5 060	
CALCIUM CHLORIDE	CWT				8 3 1 5
306 BELGIUM			4 41	1 400	
335 GERMANY W			1 90	9 85	
400 U STATES	1 59526	2 34122	2 88065	4 35464	
	1 59526	2 34122	2 88696	4 37849	
CHLORIDE OF LIME	CWT				8 3 1 6
100 U KINGDOM	1 411	5 388	5 297	2 1409	
347 JAPAN	2 20	2 535	3 08	3 850	
354 NETHRLNDS			1 10	3 46	
400 U STATES	3 19	8 656	2 619	5 1121	
	1 950	1 6579	8 334	7 6726	
CALCIUM MOLYBDATE	LB				8 3 1 8
400 U STATES			7 90	4 014	
			7 90	4 014	
CALCIUM COMPDS NOP EXC CITRATE	LB				8 3 1 9
100 U KINGDOM	6 150	2 195	8 5448	1 2529	
318 DENMARK			2 022	7 46	
335 GERMANY W			1 377	3 89	
344 ITALY			4 41	7 47	
354 NETHRLNDS	3 000	1 086	7 205	2 312	
359 NORWAY			3 0000	8 28	
376 SWITZRLND	2 310	4 906	6 842	1 3486	
400 U STATES	7 10586	5 9097	3 592062	3 12770	
	7 22046	6 7284	3 725397	3 43807	
CREAM OF TARTAR IN CRYSTALS	LB				8 3 2 2
100 U KINGDOM			2 9120	8 290	
344 ITALY	1 6523	3 743	4 8283	1 0862	
372 SPAIN			7 502	1 704	
	1 6523	3 743	8 4905	2 0856	

## IMPORTS INTO CANADA FOR CONSUMPTION

Articles and Countries from which Imported	MONTH OF MAY 1958		FIVE MONTHS ENDED MAY 1958		Class Number
	Quantities	Values (\$)	Quantities	Values (\$)	
POTASH AND PEARL ASH 400 U STATES	LB 47075	3913	275681	25076	8323
POTASH BICHROMATE CRUDE 100 U KINGDOM 335 GERMANY W 400 U STATES	LB 27000 37425 64425	3671 6252 10123	37000 2205 108425	5344 330 18311	8326
POTASH CAUSTIC 100 U KINGDOM 317 CZECHO S 327 FRANCE 335 GERMANY W 354 NETHRLNDS 375 SWEDEN 400 U STATES	LB 180 2205 22240 18055 32099 926676 1001457	87 450 2338 1639 2897 45849 53260	180 2205 77482 137542 32099 3513954 3764462	87 450 6770 12252 2897 166175 188871	8327
POTASH CHLORATE GROUND 376 SWITZRLND 400 U STATES	LB 400 400	210 210	22046 5619 27665	2646 1305 3951	8329
POTASH RED OR YELLOW PRUSSIAN 354 NETHRLNDS 400 U STATES	LB 3999 440 4439	1034 214 1248	3999 980 4979	1034 489 1523	8330
POTASH NITRATE OR SALT PETRE 100 U KINGDOM 335 GERMANY W 354 NETHRLNDS 390 GERMANY E 400 U STATES	LB 33069 187143 2205 222417	1738 10400 117 12255	33509 409520 2205 575922	1905 24009 117 33131	8331
POTASH COMPOUNDS N O P 100 U KINGDOM 318 DENMARK 327 FRANCE 335 GERMANY W 354 NETHRLNDS 400 U STATES	LB 13057 18186 589363 622811	5037 1573 66857 73984	55100 11518 2000 40226 82845 2433265 2624954	15166 1821 2639 3754 10591 245735 279706	8332
CLEANING COMPOUNDS SODIUM BASE 100 U KINGDOM 400 U STATES	LB 1995618 1995618	278328 278328	9105 7701998 7711103	1146 1146619 1147765	8337
SODA BENZOATE 400 U STATES	LB 1000 1000	78 78	16000 16000	1258 1258	8338
SODA BROMIDE 100 U KINGDOM 318 DENMARK 400 U STATES	LB 17067 1102 1700 19869			5364 258 570 6192	8339
SODA CITRATE 400 U STATES	LB 500 500	470 470	500 500	470 470	8340
BORAX 100 U KINGDOM 400 U STATES	LB 2054264 2054264	63077 63077	6720 8039734 8046454	378 258647 259025	8342
GLAUBER SALTS 100 U KINGDOM 335 GERMANY W 400 U STATES	LB 220400 94780 315180	2450 2250 4700	2000 330515 511620 844135	112 3744 9615 13471	8343
SODA ARSENIATE BINA 100 U KINGDOM 400 U STATES	LB 33600 33600	2753 2753	33600 21400 55000	2753 9859 12612	8344
SODA ASH OR BARILLA 100 U KINGDOM 400 U STATES	LB 5341136 2124100 7465236	83780 34083 117863	6382336 18376215 24758551	100014 290809 390823	8345
SODA BICARBONATE 100 U KINGDOM 400 U STATES	LB 303000 805000 1108000	6181 20311 26492	1700000 4231400 5931400	32876 108346 141222	8346
SODA BICHROMATE 100 U KINGDOM 335 GERMANY W 400 U STATES	LB 117000 30000 370433 517433	14030 3208 43106 60344	622100 90000 1568915 2281015	72584 9779 186693 269056	8347
SODA BISULPHATE OR NITRE CAKE 400 U STATES	LB 438420 438420	8492 8492	1898860 1898860	38684 38684	8348
SODA BISULPHITE 100 U KINGDOM 335 GERMANY W 400 U STATES	LB 40200 20000 37000 97200	2239 575 1744 4558	89753 20000 93220 202973	4940 575 4309 9824	8349
SODA CAUSTIC IN PACKAGES 100 U KINGDOM 317 CZECHO S 327 FRANCE 375 SWEDEN 400 U STATES	LB 2205 353 5000 693045 700603	400 123 748 34334 35605	31024 2205 32365 3159880 3239474	1078 400 1972 154082 159704	8350

IMPORTS INTO CANADA FOR CONSUMPTION

Articles and Countries from which Imported	MONTH OF MAY 1958		FIVE MONTHS ENDED MAY 1958		Class Number
	Quantities	Values (\$)	Quantities	Values (\$)	
SODA CAUSTIC IN SOLUTION 400 U STATES	LB 5758256	78395	41993642	544344	8352
SODA CHLORATE	LB 5758256	78395	41993642	544344	8353
SODIUM CYANIDE 100 U KINGDOM 335 GERMANY W 400 U STATES	LB 520048 104000 42000	66772 13937 7150	1678420 280330 88385	214043 37657 15466	8354
SODIUM GLUTAMATE 313 CHINA 347 JAPAN 400 U STATES	LB 2578 71150 73728	3045 78164 81209	15000 214293 235201	15249 6137 228771	8355
SODA HYPOSULPHITE 100 U KINGDOM 400 U STATES	LB 31100 23040	1030 1404	162420 169618	5756 11307	8356
SODA NITRITE 100 U KINGDOM 335 GERMANY W 400 U STATES	LB 33152 88184	1358 2936	223552 132743 12000	9053 4360 1242	8357
SODA PEROXIDE 100 U KINGDOM 400 U STATES	LB 23949 613	3391 178	224199 28855	31062 6043	8358
SODA PHOSPHATE N O P 100 U KINGDOM 335 GERMANY W 400 U STATES	LB 2325 469936 472261	417 63340 63757	3425 4635 2300210 2308270	666 849 283949 285464	8359
SODA PRUSSIAE 400 U STATES	LB		5000 5000	726 726	8360
SODA SAL 100 U KINGDOM 400 U STATES	LB 750 750	61 61	10000 1350 11350	140 114 254	8361
SODA SILICATE 100 U KINGDOM 400 U STATES	LB 75880 341380 417260	2476 17115 19591	297814 2445815 2743629	9941 123382 133323	8362
SODA SULPHATE CRUDE SALT CAKE 400 U STATES	LB 2459820 2459820	20566 20566	12947180 12947180	112153 112153	8363
SODA SULPHIDE 100 U KINGDOM 400 U STATES	LB 22176 117090 139266	1122 6841 7963	85344 608325 693669	3986 34702 38688	8364
SODA SULPHITE 100 U KINGDOM 335 GERMANY W 400 U STATES	LB 655500 655500	13454 13454	897792 10000 2158470 3066262	19890 480 54182 74552	8365
SODIUM COMPOUNDS N O P 100 U KINGDOM 305 AUSTRIA 318 DENMARK 327 FRANCE 335 GERMANY W 344 ITALY 347 JAPAN 354 NETHRLNDS 366 PORTUGAL 375 SWEDEN 376 SWITZRLND 400 U STATES	LB 450213 10000 73247 40000 22046 40000 280 2292197 2927983	41305 363 15650 1063 610 6492 762 190042 256287	831091 33069 111700 7525 144504 1410 4480 92910 22046 46184 280 9124924 10420123	114574 3946 5153 8472 39927 900 126 6849 610 13429 762 771450 966198	8366
SODA PHOSPHATE TRISODIUM 400 U STATES	LB 166665 166665	10523 10523	435990 435990	24811 24811	8368
SODA FLUORIDE 100 U KINGDOM 400 U STATES	LB 100000 1375	11575 1040	182272 7975	21414 3026	8369
SODA ANTIMONATE 100 U KINGDOM 400 U STATES	LB 101375	12615	190247	24440	8370
ACID PHOSPHATE NOT MEDICINAL 400 U STATES	LB 102736 102736	9689 9689	747269 747269	69507 69507	8371
HYDROGEN PEROXIDES IN SOLUTION 100 U KINGDOM 400 U STATES	LB 4396 4396	1098 1098	10000 283065 293065	1754 80508 82262	8373
MAGNESIUM CARBONATE 100 U KINGDOM 400 U STATES	LB 30000 3094 33094	2013 640 2653	177500 14625 192125	12426 2194 14620	8374
MAGNESIUM SALTS COMPOUNDS N O P 100 U KINGDOM 335 GERMANY W 354 NETHRLNDS	LB 121000 22000	3554 312	154610 36431 22000	12721 1561 312	8375

## IMPORTS INTO CANADA FOR CONSUMPTION

Articles and Countries from which Imported	MONTH OF MAY 1958		FIVE MONTHS ENDED MAY 1958		Class Number
	Quantities	Values (\$)	Quantities	Values (\$)	
400 U STATES	1390481	29619	4424337	133389	
MAGNESIUM SULPHATE EPSOM SALTS	1533481	33485	4637378	147983	8376
100 U KINGDOM	LB				
335 GERMANY W	2000	130	16740	721	
354 NETHRLNDS	434759	3982	1059289	10395	
400 U STATES	22045	258	22045	258	
	231000	4633	853000	17383	
MERCURY SALTS	689804	9003	1951074	28757	
100 U KINGDOM				2357	8377
400 U STATES		283		1537	
		283		3894	
PHOSPHORUS AND COMPOUNDS N O P	LB				8378
400 U STATES	27270	3802	85868	14665	
	27270	3802	85868	14665	
RADIUM AND COMPOUNDS					8379
100 U KINGDOM		970		7931	
306 BELGIUM		43526		43526	
400 U STATES		8512		100586	
		53008		152043	
MOLYBDENUM OXIDE	LB				8380
400 U STATES	105705	78406	198052	145481	
	105705	78406	198052	145481	
ETHYL CHLORIDE	LB				8388
400 U STATES	1325109	89222	8535035	580356	
	1325109	89222	8535035	580356	
ACETONE					8389
400 U STATES		168		2394	
		168		2394	
ETHYLENE DICHLORIDE	LB				8390
400 U STATES	8550	866	11400	1152	
	8550	866	11400	1152	
AMYL ACETATE					8391
100 U KINGDOM		153		153	
400 U STATES		474		16352	
		627		16505	
BLACKING SHOE LEATHER DRESSING					8392
100 U KINGDOM		5076		21099	
335 GERMANY W		674		1008	
344 ITALY		454		908	
354 NETHRLNDS		7865		27561	
376 SWITZRLND		843		1702	
400 U STATES		150141		587479	
		165053		639757	
BLUEING LAUNDRY					8393
100 U KINGDOM		6492		21631	
400 U STATES				6655	
		6492		28286	
CAMPHOR NATURAL OR SYNTHETIC	LB				8394
100 U KINGDOM			6970	2818	
231 HONG KONG	400	207	400	207	
335 GERMANY W			8818	3246	
354 NETHRLNDS			551	217	
400 U STATES	3590	1800	16942	8955	
	3990	2007	33681	15443	
CARBON BISULPHIDE N O P	LB				8395
400 U STATES			6600	453	
			6600	453	
CARBON TETRACHLORIDE	LB				8396
100 U KINGDOM			5150	714	
335 GERMANY W	3300	249	3300	249	
400 U STATES	4301	543	11392	1474	
	7601	792	19842	2437	
CHLOROFORM	LB				8397
335 GERMANY W			3086	470	
400 U STATES	5552	1604	40394	11122	
	5552	1604	43480	11592	
CYANIDE OF POTASSIUM	LB				8398
100 U KINGDOM			4948	1586	
327 FRANCE	11023	3589	11023	3589	
335 GERMANY W			2205	858	
400 U STATES	2967	1162	15967	6159	
	13990	4751	34143	12192	
ETHYLENE GLYCOL FOR ANTIFREEZE	LB				8399
400 U STATES			4000	1312	
			4000	1312	
ETHYLENE GLYCOL N O P	LB				8400
400 U STATES	1530	255	6898	1163	
	1530	255	6898	1163	
FORMALDEHYDE	LB				8401
400 U STATES	561500	22198	2389865	93816	
	561500	22198	2389865	93816	
GLYCERINE CRUDE	LB				8402
224 JAMAICA	62886	8262	200520	25966	
316 CUBA			250849	35508	
400 U STATES	555775	91072	2404950	416115	
	618661	99334	2856319	477589	
GLYCERINE FOR EXPLOSIVES	LB				8403
400 U STATES	79680	20199	452325	117370	
	79680	20199	452325	117370	
GLYCERINE N O P	LB				8404
335 GERMANY W	11000	2978	11000	2978	
400 U STATES	36390	9800	180772	50797	
	47390	12778	191772	53775	
INK PRINTING	LB				8405
100 U KINGDOM	13358	7288	119067	63207	



IMPORTS INTO CANADA FOR CONSUMPTION

147

Articles and Countries from which Imported		MONTH OF MAY 1958		FIVE MONTHS ENDED MAY 1958		Class Number
		Quantities	Values (\$)	Quantities	Values (\$)	
305	AUSTRIA			2819	748	
306	BELGIUM			1290	619	
318	DENMARK			3960	2729	
335	GERMANY W			41766	24926	
400	U STATES	188494	94288	669756	369142	
		209155	107103	838658	461371	
INK ROTOGRAVURE		LB				8406
400	U STATES	107500	31609	501119	135103	
		107500	31609	501119	135103	
INK WRITING						8407
100	U KINGDOM		956		1203	
335	GERMANY W		1161		1597	
344	ITALY				3000	
400	U STATES		17725		50547	
			19842		56347	
NAPHTHALENE SOLID		LB				8408
100	U KINGDOM	253146	9870	333786	17129	
306	BELGIUM	242460	9605	468630	19247	
335	GERMANY W			63399	4109	
354	NETHRLNDS	910063	30650	968111	34340	
400	U STATES	1248	357	8791	1927	
		1406917	50482	1842717	76752	
CHEMICALS FOR SYNTHETIC RESINS		LB				8410
335	GERMANY W			22046	6045	
400	U STATES	154500	39682	505130	134246	
		154500	39682	527176	140291	
SULPHURIC ETHER		LB				8411
400	U STATES	30506	7438	214284	47730	
		30506	7438	214284	47730	
THEOBROMINE DIMETHYL SULPHATE		LB				8412
POLISH KNIFE OR OTHER N O P						8413
100	U KINGDOM		369		15733	
234	AUSTRALIA		137		137	
318	DENMARK				145	
335	GERMANY W		1293		2609	
354	NETHRLNDS		1016		1016	
400	U STATES		63914		235938	
			66729		255578	
VANILLIN		LB				8414
100	U KINGDOM			1250	4129	
335	GERMANY W	336	1805	560	3023	
400	U STATES			200	607	
		336	1805	2010	7759	
ALL OTHER DRUGS CHEMICALS NOP						8415
100	U KINGDOM		407337		1626777	
207	UN SO AFR				400	
220	BERMUDA		4039		9521	
231	HONG KONG		4317		12856	
234	AUSTRALIA		1566		1991	
236	NEW ZEAL		6889		6889	
305	AUSTRIA		671		1240	
306	BELGIUM		2877		11187	
317	CZECHO S				1176	
318	DENMARK		9956		23369	
326	FINLAND		215		215	
327	FRANCE		55614		145327	
335	GERMANY W		80170		305042	
344	ITALY		2407		27240	
347	JAPAN		4661		13129	
352	MEXICO		2884		12690	
353	MOROCCO		2904		4378	
354	NETHRLNOS		30039		64363	
359	NORWAY				548	
375	SWEDEN		14491		20361	
376	SWITZRLNO		47674		410677	
381	ALASKA				76	
384	P RICO		14333		14333	
400	U STATES		4642543		21573613	
			5335587		24287398	
PHTHALIC ANHYDRIDE		LB				8416
306	BELGIUM			132480	21451	
327	FRANCE	22400	3381	33400	5136	
335	GERMANY W			77157	11675	
344	ITALY	730190	107624	1996676	298359	
365	POLANO			110000	15536	
400	U STATES			101037	20939	
		752590	111005	2450750	373096	
MATERIALS NOP FOR PLASTICS						8422
100	U KINGDOM		4190		38659	
306	BELGIUM		4489		4489	
335	GERMANY W		2689		30213	
354	NETHRLNDS		2308		2308	
400	U STATES		950148		4829823	
			963824		4905492	
CASINGS SYNTHETIC FOR MEATS		LB				8423
335	GERMANY W	679	1151	1146	1750	
400	U STATES	21655	29982	101747	142262	
		22334	31133	102893	144712	
TUNGSTEN CARBIDE IN TUBES						8425
400	U STATES		2897		35666	
			2897		35666	
BUTADIENE						8428
400	U STATES		684318		1780858	
			684318		1780858	

## IMPORTS INTO CANADA FOR CONSUMPTION

Articles and Countries from which Imported	MONTH OF MAY 1958		FIVE MONTHS ENDED MAY 1958		Class Number
	Quantities	Values (\$)	Quantities	Values (\$)	
ETHYL BENZENE	GAL				8 4 2 9
GASOLINE ANTI OXIDANTS	LB				8 4 3 0
400 U STATES	27215	23616	175862	149829	
	27215	23616	175862	149829	
SYNTHETIC RESIN GLUE	LB				8 4 3 1
100 U KINGDOM			7586	2818	
327 FRANCE	396	119	396	119	
335 GERMANY W	3993	1546	8049	3179	
344 ITALY			675	674	
354 NETHRLNDS			132	62	
400 U STATES	256616	77377	1170939	364851	
	261005	79042	1187777	371703	
RIBOFLAVIN					8 4 3 2
318 DENMARK				651	
335 GERMANY W				1600	
376 SWITZRLND		7458		11832	
400 U STATES		34405		175111	
		41863		189194	
YEAST DEAD OR INACTIVE	LB				8 4 3 3
400 U STATES	54195	13304	164418	52106	
	54195	13304	164418	52106	
CATALYSTS PETROLEUM REFINING					8 4 3 4
100 U KINGDOM		58897		167084	
400 U STATES		364933		1073714	
		423830		1240798	
FATTY ALCOHOLS					8 4 3 5
318 DENMARK		612		612	
335 GERMANY W		61576		64427	
400 U STATES		123376		488322	
		185564		553361	
FLUORESCENT COATING OR POWDER	LB				8 4 3 7
100 U KINGDOM			260	885	
400 U STATES	8614	33116	42552	176716	
	8614	33116	42812	177601	
CELLULOSE ESTERS NO ADMIXTURE					8 5 0 0
100 U KINGDOM				815	
347 JAPAN		156		156	
400 U STATES		178821		725322	
		178977		726293	
CELLULOSE COMPDS MOULDING ETC					8 5 3 0
335 GERMANY W		437		437	
400 U STATES		118190		395039	
		118627		395476	
CELLULOSE PLASTICS FOAMD EXPND					8 5 5 0
335 GERMANY W		187		817	
400 U STATES		6324		44003	
		6511		44820	
CELLULOSE COMPOUNDS N O P					8 5 7 0
400 U STATES		13493		35225	
		13493		35225	
CELLULOSE PLASTIC PRIM SHAPES					8 6 0 0
100 U KINGDOM		6846		25580	
335 GERMANY W		203		2402	
344 ITALY		3794		8056	
400 U STATES		169542		612308	
		180385		648346	
CELLUL PLAST SHAPES REINFORCED					8 6 3 0
100 U KINGDOM		3021		8508	
400 U STATES		30427		147413	
		33448		155921	
LAMINATO MOULDED CELL PLASTICS					8 6 5 0
100 U KINGDOM		777		3896	
335 GERMANY W				619	
400 U STATES		8656		62488	
		9433		67003	
CELL NITRATE ENGRAVING SHEETS					8 6 7 0
335 GERMANY W				12839	
354 NETHRLNDS				16890	
400 U STATES		6602		35865	
		6602		65594	
MFRS OF CELLULOSE PLASTICS NOP					8 7 0 0
100 U KINGDOM		4158		44100	
203 S E AFR				1191	
231 HONG KONG		2617		8334	
306 BELGIUM		113		259	
327 FRANCE		646		2306	
335 GERMANY W		2327		8821	
336 GREECE				480	
342 IRAN				256	
344 ITALY				3286	
347 JAPAN		116		745	
354 NETHRLNDS		53		450	
359 NORWAY				93	
375 SWEDEN		276		1860	
376 SWITZRLND				1176	
400 U STATES		164309		766971	
		174615		840328	
MFRS OF REGEN CELLULOSE NOP					8 7 2 0
100 U KINGDOM		18484		117098	
231 HONG KONG		87		770	
305 AUSTRIA		63		63	
318 DENMARK		181		376	
327 FRANCE		348		28414	
334 ST PIERRE		224		224	
335 GERMANY W		1319		3342	

IMPORTS INTO CANADA FOR CONSUMPTION

149

Articles and Countries from which Imported	MONTH OF MAY 1958		FIVE MONTHS ENDED MAY 1958		Class Number
	Quantities	Values (\$)	Quantities	Values (\$)	
344 ITALY				943	
347 JAPAN		277		433	
354 NETHRLNDS				1130	
375 SWEDEN				4567	
376 SWITZRLND		1963		6933	
400 U STATES		127590		539643	
		150536		703936	
SYNTHETIC RESINS NO ADMIXTURE					8750
100 U KINGDOM		18989		67356	
327 FRANCE		22520		70221	
335 GERMANY W		7920		30758	
344 ITALY				82	
347 JAPAN		8575		29593	
359 NORWAY		1252		3654	
376 SWITZRLND		925		7484	
400 U STATES		1748019		8359471	
		1808200		8568619	
SYNTHETIC RESINS IN SOLUTIONS					8770
100 U KINGDOM				1381	
335 GERMANY W		8232		25518	
347 JAPAN				4088	
376 SWITZRLND		184		313	
400 U STATES		539431		2281633	
		547847		2312933	
SYNTH RESIN COMPS MOULDNG ETC					8800
100 U KINGDOM		9797		104708	
335 GERMANY W				4803	
375 SWEDEN		148		148	
400 U STATES		455762		2210630	
		465707		2320289	
SYNTH RESINS FOAMED EXPANDED					8830
335 GERMANY W		12810		64738	
400 U STATES		214807		677640	
		227617		742378	
SYNTH RESIN COMPOSITIONS NOP					8850
100 U KINGDOM				65	
335 GERMANY W		891		1099	
344 ITALY				226	
400 U STATES		267033		968876	
		267924		970266	
SYNT OR PROT PLAST PRIM SHAPES					8870
100 U KINGDOM		49451		281288	
335 GERMANY W		24739		92797	
344 ITALY		4330		7952	
354 NETHRLNDS				2193	
372 SPAIN				1443	
400 U STATES		911159		3444311	
		989679		3829984	
SYNTH RESIN SHAPES REINFORCED					8900
100 U KINGDOM		153		20118	
306 BELGIUM		868		868	
335 GERMANY W		76		76	
400 U STATES		169379		891170	
		170476		912232	
LAMIN PLASTICS SYN RES BONDED					8930
100 U KINGDOM		3632		11493	
318 DENMARK				190	
335 GERMANY W				849	
400 U STATES		49763		258223	
		53395		270755	
MFRS OF SYNT RES OR PROT PLAST					8950
100 U KINGDOM		50867		254122	
215 INDIA				1561	
231 HONG KONG		7558		28213	
234 AUSTRALIA		249		3554	
305 AUSTRIA		447		643	
306 BELGIUM		914		6251	
318 DENMARK		1191		5063	
327 FRANCE		6676		41060	
335 GERMANY W		14328		71514	
344 ITALY		13452		47374	
347 JAPAN		40874		107722	
354 NETHRLNDS		5484		6777	
372 SPAIN				134	
375 SWEDEN		87		224	
376 SWITZRLND		396		530	
384 P RICO				2867	
400 U STATES		1822198		7710207	
		1964721		8287816	

## IMPORTS INTO CANADA FOR CONSUMPTION

Articles and Countries from which Imported	MONTH OF MAY 1958		FIVE MONTHS ENDED MAY 1958		Class Number
	Quantities	Values (\$)	Quantities	Values (\$)	
<u>GROUP 9</u>					
<u>MISCELLANEOUS COMMODITIES</u>					
FILM FOR REPRODUCTION	FEET				
100 U KINGDOM			103969	6569	9000
327 FRANCE			33269	789	
336 GREECE			7700	1900	
400 U STATES	736886	36202	4066670	222037	
	736886	36202	4211608	231295	
BAGATELLE OR OTHER GAME BOARDS					9001
100 U KINGDOM		4421		16288	
231 HONG KONG				298	
306 BELGIUM				126	
327 FRANCE		732		2232	
335 GERMANY W		107		500	
344 ITALY				107	
347 JAPAN		266		1067	
354 NETHRLNDS		128		239	
375 SWEDEN		96		231	
400 U STATES		116927		373201	
		122677		394289	
BALLS CUES CUE RACKS CUE TIPS					9002
100 U KINGDOM		5865		11061	
306 BELGIUM				50	
327 FRANCE		1118		1977	
335 GERMANY W				325	
347 JAPAN				882	
400 U STATES		2695		3269	
		9678		17564	
BALLS TENNIS	DOZ				9004
100 U KINGDOM	4443	7868	26846	59746	
317 CZECHO S			300	432	
400 U STATES			270	1085	
	4443	7868	27416	61263	
BALLS ALL KINDS NOP FOR SPORTS					9005
100 U KINGDOM		6131		33752	
215 INDIA				657	
216 PAKISTAN		834		4231	
234 AUSTRALIA		3366		5208	
236 NEW ZEAL				286	
305 AUSTRIA		546		546	
306 BELGIUM		1117		1117	
317 CZECHO S				1041	
318 DENMARK		103		103	
327 FRANCE		643		2185	
335 GERMANY W		1564		6777	
340 HUNGARY		376		426	
344 ITALY		482		683	
347 JAPAN		765		4655	
354 NETHRLNDS		4322		10474	
376 SWITZRLND				74	
400 U STATES		45082		140793	
		65331		213008	
FILMS X RAY					9006
100 U KINGDOM		219433		630748	
306 BELGIUM				46799	
376 SWITZRLND				2923	
400 U STATES		142529		625146	
		361962		1305616	
GUN COVERS GAME BAGS					9007
347 JAPAN				1206	
400 U STATES		2595		6833	
		2595		8039	
CRICKET BATS BALLS GLOVES					9008
100 U KINGDOM		2205		13631	
234 AUSTRALIA				485	
400 U STATES				335	
		2205		14451	
DOLLS					9009
100 U KINGDOM		3803		20588	
231 HONG KONG		6273		22201	
305 AUSTRIA		96		96	
317 CZECHO S		312		312	
327 FRANCE		55		214	
335 GERMANY W		1975		5446	
344 ITALY		3987		13009	
347 JAPAN		4945		29549	
354 NETHRLNDS		150		252	
365 POLAND		72		2704	
372 SPAIN				396	
390 GERMANY E		374		459	
400 U STATES		4719		51240	
		26761		146466	
FILMS PHOTOGRAPHERS					9010
100 U KINGDOM		38558		125275	
306 BELGIUM		3114		247849	
314 COLOMBIA		480		480	
327 FRANCE		1117		2181	
335 GERMANY W		6210		21139	
347 JAPAN		211		291	
381 ALASKA				200	
400 U STATES		573374		2396153	
		623064		2793568	

IMPORTS INTO CANADA FOR CONSUMPTION

151

Articles and Countries from which Imported	MONTH OF MAY 1958		FIVE MONTHS ENDED MAY 1958		Class Number
	Quantities	Values (\$)	Quantities	Values (\$)	
FILMS CINEMATOGRAPH POSITIVES	FEET				9011
100 U KINGDOM	511407	41470	1888281	154935	
207 UN SO AFR	426	111	1035	275	
215 INDIA			2700	190	
225 TRINIDAD			1300	104	
231 HONG KONG	3200	208	16700	1143	
232 MALTA			1700	136	
234 AUSTRALIA	2192	175	9861	814	
305 AUSTRIA	1800	144	10800	864	
306 BELGIUM	6808	544	20950	1547	
318 DENMARK	3303	262	4303	342	
320 DOM REP			400	120	
322 EGYPT			1100	86	
326 FINLAND			1024	300	
327 FRANCE	766782	58646	4022487	297023	
335 GERMANY W	24507	1961	147570	11640	
344 ITALY	39161	3871	202714	18474	
347 JAPAN	20000	840	31836	1779	
354 NETHRLNDS	700	56	5475	477	
355 INDONESIA			1400	112	
359 NORWAY			8200	978	
372 SPAIN			1181	94	
375 SWEDEN			1242	246	
376 SWITZRLND	32328	2636	36098	3381	
380 USSR	72666	5813	155443	12436	
387 VENEZUELA			7800	624	
388 YUGO SLAV			1647	150	
390 GERMANY E			8590	820	
391 LEBANON			1000	80	
400 U STATES	4111597	425929	21217472	2039890	
	5596877	542666	27810309	2549062	
FILMS FOR AERIAL PHOTOGRAPHY					9012
100 U KINGDOM		2119		2323	
400 U STATES		1026		8498	
		3145		10821	
FISHING RODS					9013
100 U KINGDOM		1342		6897	
305 AUSTRIA		310		455	
318 DENMARK				97	
347 JAPAN		27466		89021	
359 NORWAY		627		627	
375 SWEDEN				474	
400 U STATES		46443		284476	
		76188		382047	
GOLF CLUBS AND FINISHED PARTS					9014
100 U KINGDOM		7175		17931	
400 U STATES		64903		282063	
		72078		299994	
MECHANICAL TOYS OF METAL					9016
100 U KINGDOM		10716		29550	
231 HONG KONG		1344		3733	
327 FRANCE		71		71	
335 GERMANY W		15425		31320	
344 ITALY				1273	
347 JAPAN		95866		301279	
375 SWEDEN				423	
400 U STATES		40725		171227	
		164147		538876	
METAL JUVENILE CONSTR SETS					9017
100 U KINGDOM		1952		7493	
400 U STATES		2394		3845	
		4346		11338	
TOYS OF ALL KINDS N O P					9018
100 U KINGDOM		110749		429426	
216 PAKISTAN				392	
231 HONG KONG		43114		113520	
234 AUSTRALIA		6592		11621	
305 AUSTRIA		1206		19652	
306 BELGIUM				4932	
317 CZECHO S		1488		5761	
318 DENMARK		1348		10681	
327 FRANCE		1624		5611	
335 GERMANY W		25060		81236	
340 HUNGARY				2784	
344 ITALY		911		3697	
347 JAPAN		161681		504599	
354 NETHRLNDS		460		10206	
359 NORWAY				92	
372 SPAIN		990		990	
375 SWEDEN		2640		5801	
376 SWITZRLND				157	
390 GERMANY E		1081		3065	
400 U STATES		225870		950455	
		584814		2164678	
SPORTSMENS FISHING TACKLE NOP					9019
100 U KINGDOM		24748		150447	
231 HONG KONG		302		8904	
234 AUSTRALIA		1521		13812	
305 AUSTRIA		151		1600	
317 CZECHO S		95		385	
318 DENMARK				636	
327 FRANCE		64673		175200	
335 GERMANY W		6001		67880	
344 ITALY		1114		4848	
347 JAPAN		71653		331001	
359 NORWAY		8453		58078	

## IMPORTS INTO CANADA FOR CONSUMPTION

Articles and Countries from which Imported	MONTH OF MAY 1958		FIVE MONTHS ENDED MAY 1958		Class Number
	Quantities	Values (\$)	Quantities	Values (\$)	
372 SPAIN		509		4484	
375 SWEDEN		2499		42255	
376 SWITZRLND		2466		6253	
400 U STATES		366803		2147955	
		550988		3013738	
FILMS CINEMATOGRAPH NEGATIVE					
306 BELGIUM		2226		3073	9020
400 U STATES		14709		39722	
		16935		42795	
BRUSHES ARTISTS					
100 U KINGDOM		9025		20066	9021
318 DENMARK				162	
327 FRANCE				423	
335 GERMANY W		6527		13817	
347 JAPAN		251		2498	
400 U STATES		4039		14220	
		19842		51186	
BRUSHES PAINT AND VARNISH					
100 U KINGDOM		10307		82024	9022
231 HONG KONG		3551		6281	
313 CHINA		582		4844	
317 CZECHO S		131		651	
335 GERMANY W		151		2489	
354 NETHRLNDS				298	
359 NORWAY		321		321	
400 U STATES		973		9881	
		16016		106789	
BRUSHES TOOTH					
	DOZ				
100 U KINGDOM	12326	10134	34803	34053	9023
231 HONG KONG	12000	1845	32760	5316	
327 FRANCE			40	104	
335 GERMANY W	100	106	140	167	
347 JAPAN			480	119	
400 U STATES	3568	4276	57065	56805	
	27994	16361	125288	96564	
BRUSHES TOILET N O P					
100 U KINGDOM		17812		44158	9024
231 HONG KONG		4958		10767	
305 AUSTRIA				238	
306 BELGIUM		140		140	
317 CZECHO S		340		969	
318 DENMARK		3955		34238	
327 FRANCE		3774		15222	
335 GERMANY W		8808		23241	
347 JAPAN				2472	
354 NETHRLNDS		772		1026	
375 SWEDEN				3536	
376 SWITZRLND		100		100	
400 U STATES		16606		83888	
		57265		219995	
BRUSHES ALL OTHER N O P					
100 U KINGDOM		31990		86454	9025
231 HONG KONG		51		227	
306 BELGIUM		477		477	
317 CZECHO S		1366		1871	
318 DENMARK		67		192	
327 FRANCE		269		4381	
335 GERMANY W		2963		8673	
340 HUNGARY		106		896	
347 JAPAN		354		1661	
354 NETHRLNDS		2905		12298	
376 SWITZRLND		100		200	
384 P RICO				80	
400 U STATES		61620		284772	
		102268		402182	
PACKAGES CONTAINING GOODS					
100 U KINGDOM		383914		1537455	9030
203 B E AFR		98		921	
207 UN SO AFR		2091		10545	
208 BSA OTHER		100		160	
215 INDIA		5682		15813	
216 PAKISTAN		185		922	
217 CEYLON		966		6390	
218 MALAYA		69		350	
219 BEI OTHER		53		53	
221 B GUIANA		2713		34014	
223 BARBADOS		2086		9825	
224 JAMAICA		1006		7798	
225 TRINIDAD		3095		10223	
228 LEEW WIND				35	
231 HONG KONG		34319		108098	
232 MALTA		367		1440	
234 AUSTRALIA		5399		24865	
236 NEW ZEAL		53		249	
304 ARGENTINA		5879		36678	
305 AUSTRIA		1594		6221	
306 BELGIUM		12591		57957	
307 BEL CONGO				5	
309 BRAZIL		419		2215	
312 CHILE				12	
313 CHINA		672		57391	
314 COLOMBIA				148	
316 CUBA		1479		4207	
317 CZECHO S		20989		63997	
318 DENMARK		5604		27427	
321 ECUADOR				54	

IMPORTS INTO CANADA FOR CONSUMPTION

Articles and Countries from which Imported	MONTH OF MAY 1958		FIVE MONTHS ENDED MAY 1958		Class Number
	Quantities	Values (\$)	Quantities	Values (\$)	
325 ETHIOPIA				20	
326 FINLAND		1392		5058	
327 FRANCE		31847		111818	
328 FR AFRICA		1338		4444	
335 GERMANY W		86715		322191	
336 GREECE		164		757	
337 GUATEMALA				98	
338 HAITI		40		269	
340 HUNGARY		842		2906	
344 ITALY		31673		98796	
347 JAPAN		150217		641402	
352 MEXICO		380		1400	
354 NETHRLNDS		22536		166299	
355 INDONESIA				84	
359 NORWAY		441		1774	
360 ISRAEL		443		1784	
364 PHIL		253		621	
365 POLAND		2415		7942	
366 PORTUGAL		1943		7426	
367 AZORES		98		373	
369 PORT ASIA				129	
372 SPAIN		2399		20007	
375 SWEDEN		9494		48420	
376 SWITZRLND		26542		150699	
381 ALASKA		38		1047	
383 HAWAII				462	
384 P RICO		2271		7255	
386 URUGUAY				95	
388 YUGO SLAV		18		1971	
389 IRELAND		332		4695	
390 GERMANY E		890		3419	
393 TAIWAN				364	
396 SUDAN		95		95	
400 U STATES		197496		950539	
		1063735		4590127	
ORTHOPEDIC APPLIANCES ETC					9050
100 U KINGDOM		4505		5694	
335 GERMANY W				112	
400 U STATES		10308		44430	
		14813		50236	
EFFECTS LEFT BY BEQUEST					9051
100 U KINGDOM		7804		45777	
203 S E AFR		5625		5625	
205 RHOD NYAS				750	
207 UN SO AFR				1500	
215 INDIA				200	
220 BERMUDA		50		50	
230 GIBRALTAR				100	
305 AUSTRIA		50		50	
306 BELGIUM				850	
318 DENMARK				1095	
327 FRANCE		705		845	
335 GERMANY W		300		3202	
340 HUNGARY				5300	
344 ITALY		150		656	
354 NETHRLNDS		200		4934	
359 NORWAY		123		1223	
366 PORTUGAL		1000		1000	
375 SWEDEN				1200	
376 SWITZRLND				95	
391 LEBANON				400	
400 U STATES		33709		130485	
		49716		205337	
ARTIFICIAL LIMBS AND PARTS					9053
100 U KINGDOM		285		2202	
335 GERMANY W		300		300	
400 U STATES		9741		43019	
		10326		45521	
BEAD ORNAMENTS					9055
231 HONG KONG				7710	
327 FRANCE				166	
347 JAPAN		104		180	
400 U STATES		2659		11630	
		2763		19686	
BELTS N O P					9056
100 U KINGDOM		1132		7784	
215 INDIA		112		200	
231 HONG KONG		6347		29451	
306 BELGIUM				829	
317 CZECHO S				79	
327 FRANCE		1716		9303	
335 GERMANY W		84		1757	
344 ITALY		1284		3884	
352 MEXICO		130		272	
372 SPAIN				95	
388 YUGO SLAV				1667	
400 U STATES		10741		75647	
		21546		130968	
BLINDS NOT TEXTILE OR PAPER					9057
231 HONG KONG				114	
335 GERMANY W				59	
347 JAPAN		20749		59025	
393 TAIWAN				1080	
400 U STATES		552		4408	
		21301		64686	

## IMPORTS INTO CANADA FOR CONSUMPTION

Articles and Countries from which Imported	MONTH OF MAY 1958		FIVE MONTHS ENDED MAY 1958		Class Number
	Quantities	Values (\$)	Quantities	Values (\$)	
BOOT SHOE SHIRT STAY LACES 100 U KINGDOM 347 JAPAN 400 U STATES					9058
				809 5594 11599 18002	
BOOTS SHOES AND SLIPPERS FELT 100 U KINGDOM 327 FRANCE 344 ITALY 400 U STATES	PAIR 1216	1002	1478 2880 83 710	1241 1159 184 484	9059
	72	50			
	1288	1052	5151	3068	
BOOTS SHOES AND SLIPPERS N O P 100 U KINGDOM 215 INDIA 231 HONG KONG 305 AUSTRIA 309 BRAZIL 317 CZECHO S 327 FRANCE 335 GERMANY W 338 HAITI 344 ITALY 347 JAPAN 352 MEXICO 354 NETHRLNDS 359 NORWAY 372 SPAIN 375 SWEDEN 383 HAWAII 388 YUGO SLAV 400 U STATES	PAIR 4291 16989 78 8544 522 1262 12433 119209 438 43865 98 175 492 22093	5577 8463 50 1878 766 5004 17300 43728 793 35799 155 269 835 35977	15314 2400 71051 294 10284 1290 1246 2070 2807 45904 197130 438 54295 182 22 234 684 238	19540 744 24016 187 2226 812 823 3130 9186 77292 67425 793 44426 233 58 375 1211 287 181812	9060
	230489	156594	524254	434576	
BROOMS AND WHISKS 100 U KINGDOM 335 GERMANY W 340 HUNGARY 344 ITALY 347 JAPAN 352 MEXICO 354 NETHRLNDS 359 NORWAY 365 POLAND 381 ALASKA 388 YUGO SLAV 400 U STATES				128 59 13370 7275 604 11481 232 126 35204 58 2276 20183 90996	9061
				29438	
BUTTONS SHOE N O P 400 U STATES		775		7961	9063
		775		7961	
BUTTONS COLLAR AND CUFF 100 U KINGDOM 305 AUSTRIA 317 CZECHO S 318 DENMARK 335 GERMANY W 347 JAPAN 352 MEXICO 371 THAILAND 388 YUGO SLAV 400 U STATES	GROSS 32 21 53 1	344 2227 2621 65	101 32 50 3 198 24 1 1 1	1551 3221 64 265 7382 576 80 63 74 89893	9065
	1251	11468	4864	89893	
	1358	16725	5275	103169	
BUTTONS N O P 100 U KINGDOM 224 JAMAICA 231 HONG KONG 305 AUSTRIA 317 CZECHO S 318 DENMARK 327 FRANCE 335 GERMANY W 344 ITALY 347 JAPAN 354 NETHRLNDS 400 U STATES	GROSS 2189 300 3780 2 168 1 2845 2798 42868 283 77855	3243 863 2705 141 754 93 2725 1573 16615 983 88765	8861 550 6180 2 2309 254 497 12181 19134 137124 4581 383335	18792 1514 3685 141 2124 1730 925 16902 11373 58930 14898 380656	9066
	133089	118460	575008	511670	
CASES BOXES DESKS FANCY 100 U KINGDOM 215 INDIA 231 HONG KONG 234 AUSTRALIA 305 AUSTRIA 306 BELGIUM 316 CUBA 317 CZECHO S 318 DENMARK 327 FRANCE 335 GERMANY W 344 ITALY 346 ITAL AFR 347 JAPAN 352 MEXICO 354 NETHRLNDS 360 ISRAEL 372 SPAIN 375 SWEDEN 376 SWITZRLND		16022 457 118 708 1597 8788 2937 13514 198 591		68918 528 316 83 951 1628 102 2643 1309 7314 43527 5790 585 40287 1330 88866 1674 700 957 2205	9067



IMPORTS INTO CANADA FOR CONSUMPTION

155

Articles and Countries from which Imported	MONTH OF MAY 1958		FIVE MONTHS ENDED MAY 1958		Class Number
	Quantities	Values (\$)	Quantities	Values (\$)	
390 GERMANY E				261	9068
400 U STATES		106869		467692	
CHARITABLE ODNATIONS		151799		657686	
335 GERMANY W		78		78	9068
400 U STATES		1864		10924	
COMBS TOILET DRESSING FANCY		1942		11002	9069
100 U KINGDOM		3086		13318	
231 HONG KONG				160	
305 AUSTRIA		1081		3905	
306 BELGIUM		101		101	
327 FRANCE		450		2443	
335 GERMANY W		2629		8751	
347 JAPAN		1752		5542	
376 SWITZRLND		63		228	
400 U STATES		6654		45063	
APPLIANCES FOR THE DEAF PARTS		15816		79511	
100 U KINGDOM		5880		18130	
305 AUSTRIA		1225		4237	
318 DENMARK		418		6174	
335 GERMANY W		78		3287	
354 NETHRLNDS				234	
400 U STATES		223528		1174266	9071
FANS		231129		1206328	
231 HONG KONG		884		5283	9071
318 DENMARK				109	
347 JAPAN		1468		2601	
400 U STATES				426	
INSOLES OF ALL KINDS		2352		8419	9072
100 U KINGDOM		2979		7440	
335 GERMANY W		1603		2971	
347 JAPAN				58	
354 NETHRLNDS				1407	
400 U STATES		11788		39442	9073
JEWELLERY N O P		16370		51318	
100 U KINGDOM		34246		87729	9073
215 INDIA		1240		2839	
217 CEYLON				113	
220 BERMUDA				315	
221 B GUIANA				75	
231 HONG KONG		1051		5216	
234 AUSTRALIA				100	
305 AUSTRIA		27089		76464	
313 CHINA		169		347	
317 CZECHO S		6169		66341	
318 DENMARK		138		2683	
327 FRANCE		3459		10178	
335 GERMANY W		95510		505356	
340 HUNGARY		89		204	
344 ITALY		11364		32533	
347 JAPAN		24226		107494	
352 MEXICO		1213		5459	
354 NETHRLNDS		60		663	
357 NETH ANT				1240	
359 NORWAY		273		1005	
360 ISRAEL				1659	
366 PORTUGAL				292	
371 THAILAND		1646		8423	
372 SPAIN		1796		10489	
375 SWEDEN		347		484	
376 SWITZRLND		2760		7938	
387 VENEZUELA		64		64	
388 YUGO SLAV				568	
389 IRELAND				10530	
390 GERMANY E				275	
400 U STATES		133145		1000913	
MATTRESSES		346054		1947989	
100 U KINGDOM		48465		251371	
327 FRANCE		386		713	
335 GERMANY W		744		16409	
347 JAPAN		2383		14512	
354 NETHRLNDS		204		719	
400 U STATES		13215		53035	9076
PICTURE AND PHOTOGRAPH FRAMES		65397		336759	
100 U KINGDOM		1291		7693	
231 HONG KONG		227		683	
305 AUSTRIA		107		786	
306 BELGIUM				325	
313 CHINA				68	
318 DENMARK				3217	
327 FRANCE		1320		1440	
335 GERMANY W		1788		4495	
344 ITALY		3237		10021	
347 JAPAN		6003		23011	
352 MEXICO		287		569	
354 NETHRLNDS		277		3318	
372 SPAIN				1083	
400 U STATES		22087		154997	
		36624		211706	

## IMPORTS INTO CANADA FOR CONSUMPTION

Articles and Countries from which Imported	MONTH OF MAY 1958		FIVE MONTHS ENDED MAY 1958		Class Number
	Quantities	Values (\$)	Quantities	Values (\$)	
POCKET BOOKS PORTFOLIOS PURSES					9077
100 U KINGDOM		56827		282890	
215 INDIA		778		1015	
224 JAMAICA		327		327	
227 BAHAMAS				58	
231 HONG KONG		4153		19380	
305 AUSTRIA		1877		3099	
306 BELGIUM		990		3732	
316 CUBA				156	
317 CZECHOS				959	
322 EGYPT				193	
327 FRANCE		2833		22746	
335 GERMANY W		38184		116080	
337 GUATEMALA				103	
338 HAITI				430	
340 HUNGARY		183		3759	
344 ITALY		21754		87862	
347 JAPAN		49488		219537	
352 MEXICO		7318		21411	
353 MOROCCO		670		1769	
354 NETHRLNDS		11057		26941	
360 ISRAEL		590		1346	
365 POLAND				132	
372 SPAIN		1085		1412	
375 SWEDEN		83		808	
376 SWITZRLND		1718		3973	
384 P RICO				1640	
388 YUGO SLAV				1427	
390 GERMANY E				282	
400 U STATES		305587		1395003	
		505502		2218470	
REFRIGERATORS ELECTRIC N O P	NO				9078
100 U KINGDOM	767	56399	1624	111350	
335 GERMANY W	250	10359	250	10359	
344 ITALY			3	255	
400 U STATES					
	14921	2315567	48725	7953560	
	15938	2382325	50602	8075524	
REFRIGERATORS N O P	ND				9079
100 U KINGDOM	24	2687	25	2753	
306 BELGIUM			2	521	
400 U STATES	458	15696	1320	48289	
	482	18383	1347	51563	
REGALIA AND BADGES					9080
100 U KINGDOM		5085		19900	
215 INDIA		365		1595	
216 PAKISTAN				2047	
231 HONG KONG				774	
327 FRANCE		957		3125	
335 GERMANY W		845		3193	
344 ITALY		233		1476	
347 JAPAN		172		796	
354 NETHRLNDS		138		138	
376 SWITZRLND		68		68	
400 U STATES		7601		29236	
		15464		62348	
SHADES LAMP N O P SHADE HOLDERS					9081
100 U KINGDOM				259	
231 HONG KONG				51	
318 DENMARK				134	
327 FRANCE		698		1098	
335 GERMANY W		71		894	
344 ITALY				56	
347 JAPAN				462	
354 NETHRLNDS				52	
400 U STATES		10160		72868	
		10929		75874	
SPECTACLE FRAMES AND PARTS N O P					9082
100 U KINGDOM		2286		7688	
305 AUSTRIA		1406		4063	
327 FRANCE		2148		14076	
335 GERMANY W		20558		93529	
344 ITALY		10070		26576	
347 JAPAN		1410		2947	
400 U STATES		226636		1153138	
		264514		1302017	
PARTS FOR SPECTACLE FRAMES					9083
400 U STATES		47333		213488	
		47333		213488	
TOBACCO PIPES SMOKERS SETS					9084
100 U KINGDOM		12459		47406	
232 MALTA				141	
305 AUSTRIA				89	
317 CZECHOS		815		1129	
327 FRANCE		10237		28808	
335 GERMANY W		1081		1841	
344 ITALY		6759		42560	
347 JAPAN		100		460	
354 NETHRLNDS		116		244	
376 SWITZRLND		299		299	
389 IRELAND				1227	
400 U STATES		5938		35427	
		37804		159631	
TOBACCO POUCHES CIGARETTE CASE					9085
100 U KINGDOM		6437		18813	
305 AUSTRIA		409		409	
317 CZECHOS		50		748	

IMPORTS INTO CANADA FOR CONSUMPTION

157

Articles and Countries from which Imported	MONTH OF MAY 1958		FIVE MONTHS ENDED MAY 1958		Class Number
	Quantities	Values (\$)	Quantities	Values (\$)	
327 FRANCE				201	
335 GERMANY W		119		1470	
344 ITALY		58		138	
347 JAPAN		934		5316	
372 SPAIN				111	
400 U STATES		823		5552	
<b>TOILET AND MANICURE SETS</b>		<b>8830</b>		<b>32758</b>	<b>9086</b>
100 U KINGDOM		1121		4217	
305 AUSTRIA				5408	
327 FRANCE				245	
335 GERMANY W		4333		17977	
376 SWITZRLND				61	
400 U STATES		1830		3535	
		<b>7284</b>		<b>31443</b>	
<b>TRUNKS AND VALISES</b>					<b>9087</b>
100 U KINGDOM		39486		179676	
231 HONG KONG				334	
305 AUSTRIA		74		74	
317 CZECHO S		15130		25150	
327 FRANCE				1138	
335 GERMANY W		7075		16341	
344 ITALY		172		351	
347 JAPAN		11561		28912	
352 MEXICO				71	
354 NETHRLNDS		423		2132	
359 NORWAY				195	
375 SWEDEN		613		11929	
400 U STATES		96917		455864	
		<b>171451</b>		<b>722167</b>	
<b>UMBRELLAS PARASOLS SUNSHADES</b>					<b>9088</b>
100 U KINGDOM		1793		9028	
231 HONG KONG		100		217	
327 FRANCE		199		199	
335 GERMANY W				177	
344 ITALY				285	
347 JAPAN		2337		13102	
354 NETHRLNDS		338		969	
376 SWITZRLND				1038	
400 U STATES		8842		38470	
		<b>13609</b>		<b>63485</b>	
<b>WINDOW SHADE OR BLIND ROLLERS</b>					<b>9090</b>
375 SWEDEN		1689		6420	
400 U STATES		2301		14405	
		<b>3990</b>		<b>20825</b>	
<b>REFRIGERATOR PARTS</b>					<b>9091</b>
100 U KINGDOM		121731		634970	
306 BELGIUM				404	
318 DENMARK		555		4024	
400 U STATES		794567		3662325	
		<b>916853</b>		<b>4301723</b>	
<b>HOME OR FARM FREEZERS ELECTRIC</b>	NO				<b>9092</b>
400 U STATES	4728	814222	20816	3503822	
	<b>4728</b>	<b>814222</b>	<b>20816</b>	<b>3503822</b>	
<b>MINERAL MEDICINAL AERATD WATER</b>					<b>9103</b>
100 U KINGDOM		584		1152	
327 FRANCE		61228		66785	
344 ITALY				779	
354 NETHRLNDS		450		450	
381 ALASKA		251		251	
400 U STATES		10543		32712	
		<b>73056</b>		<b>102129</b>	
<b>ACCORDIONS CONCRTNAS MELODEONS</b>	NO				<b>9110</b>
100 U KINGDOM	8	580	9	982	
305 AUSTRIA	148	624	149	691	
317 CZECHO S			5	264	
318 DENMARK			5	526	
326 FINLAND			1	208	
335 GERMANY W	340	8300	2659	65785	
344 ITALY	628	30391	4438	233118	
347 JAPAN			10	120	
354 NETHRLNDS			1	125	
375 SWEDEN	8	441	18	1446	
376 SWITZRLND	36	349	332	2850	
390 GERMANY E	1902	2782	2096	5094	
400 U STATES	132	10579	381	23285	
	<b>3202</b>	<b>54046</b>	<b>10104</b>	<b>334494</b>	
<b>BRASS BAND INSTRUMENTS</b>					<b>9111</b>
100 U KINGDDM		13061		88499	
216 PAKISTAN				70	
317 CZECHO S		2127		7758	
327 FRANCE		6008		36750	
335 GERMANY W		7909		33450	
344 ITALY		1953		13757	
352 MEXICO				1083	
376 SWITZRLND				70	
383 HAWAII				148	
400 U STATES		21845		88480	
		<b>52903</b>		<b>270065</b>	
<b>HARPS</b>	NO				<b>9113</b>
400 U STATES	1	434	4	2811	
	<b>1</b>	<b>434</b>	<b>4</b>	<b>2811</b>	
<b>CABINET ORGANS</b>	NO				<b>9114</b>
335 GERMANY W			14	1663	
347 JAPAN			2	145	
400 U STATES	1	183	11	2628	
	<b>1</b>	<b>183</b>	<b>27</b>	<b>4436</b>	

## IMPORTS INTO CANADA FOR CONSUMPTION

Articles and Countries from which Imported	MONTH OF MAY 1958		FIVE MONTHS ENDED MAY 1958		Class Number
	Quantities	Values (\$)	Quantities	Values (\$)	
PIPE ORGANS					
335 GERMANY W	NO	1	2	14965	9115
400 U STATES		3314	3	16159	
		1	5	31124	
ORGAN PARTS N O P					
100 U KINGDOM		4802		28494	9116
335 GERMANY W		919		11831	
354 NETHRLNDS		1982		2104	
376 SWITZRLND				271	
390 GERMANY E				407	
400 U STATES		9790		62502	
		17493		105609	
PIANOS					
100 U KINGDOM	NO	35	74	26502	9117
335 GERMANY W		1	4	1748	
347 JAPAN		1	15	4041	
354 NETHRLNDS			2	900	
400 U STATES		55	330	105603	
		92	425	138794	
PIANO PARTS N O P					
100 U KINGDOM		8426		39988	9118
335 GERMANY W				712	
375 SWEDEN				202	
400 U STATES		12055		52897	
		20481		93799	
PHONOGRAPHS GRAMOPHONES N O P					
100 U KINGDOM		24850		80591	9120
231 HONG KONG				228	
305 AUSTRIA				94	
318 DENMARK				983	
327 FRANCE		127		213	
335 GERMANY W		3383		16950	
347 JAPAN		3856		25517	
354 NETHRLNDS		1996		14894	
376 SWITZRLND		1533		7855	
400 U STATES		103239		651438	
		138984		798763	
PHONOGRAPH RECORDS					
100 U KINGDOM	NO	20629	85490	70702	9121
231 HONG KONG		259	1756	1150	
234 AUSTRALIA		14	14	105	
305 AUSTRIA		103	103	63	
317 CZECHO S		220	1175	431	
318 DENMARK			462	362	
326 FINLAND		929	1208	791	
327 FRANCE		10125	44066	55679	
335 GERMANY W		2691	35120	25046	
340 HUNGARY		1790	5302	3067	
344 ITALY		7595	37887	22825	
347 JAPAN		1317	2899	1319	
354 NETHRLNDS		46	3286	4077	
365 POLAND			262	245	
366 PORTUGAL			36	70	
375 SWEDEN		125	200	250	
376 SWITZRLND			2168	1533	
380 USSR			1099	299	
388 YUGO SLAV			327	213	
390 GERMANY E			172	160	
400 U STATES		225472	1372422	721946	
		271315	1595454	910333	
OTHER MUSICAL INSTRUMENTS					
100 U KINGDOM		1523		11223	9122
231 HONG KONG				127	
305 AUSTRIA		1486		1486	
316 CUBA				240	
317 CZECHO S		1339		5856	
327 FRANCE		2676		6617	
335 GERMANY W		16721		85262	
344 ITALY		63		2655	
347 JAPAN		4643		21830	
352 MEXICO		890		5891	
354 NETHRLNDS		892		4091	
375 SWEDEN				265	
376 SWITZRLND		5039		13411	
390 GERMANY E		1390		3237	
400 U STATES		146603		901653	
		183265		1063844	
MUSICAL INSTRUMENT STRINGS					
100 U KINGDOM		383		737	9123
305 AUSTRIA		212		2640	
318 DENMARK				188	
335 GERMANY W		2289		7905	
400 U STATES		4614		34757	
		7498		46227	
PHONOGRAPHS COIN OPERATED					
400 U STATES	NO	139	657	378645	9124
		139	657	378645	
PHOTOFLASH LAMPS					
354 NETHRLNDS	NO		50000	1955	9127
400 U STATES		25375	114529	8664	
		25375	164529	10619	
PHOTOGRAPHIC ACCESSORIES PARTS					
100 U KINGDOM		6662		170339	9128
231 HONG KONG				318	
234 AUSTRALIA				266	
306 BELGIUM				365	

IMPORTS INTO CANADA FOR CONSUMPTION

Articles and Countries from which Imported	MONTH OF MAY 1958		FIVE MONTHS ENDED MAY 1958		Class Number
	Quantities	Values (\$)	Quantities	Values (\$)	
317 CZECHO S		5973		8083	
327 FRANCE		6262		8596	
335 GERMANY W		52438		243645	
344 ITALY		1696		5228	
347 JAPAN		43059		171249	
354 NETHRLNDS		3621		12553	
375 SWEDEN				638	
376 SWITZRLND		710		6286	
390 GERMANY E				179	
400 U STATES		312877		1776671	
		433298		2404416	
<b>THERMOMETERS</b>					9129
100 U KINGDOM		5491		34183	
305 AUSTRIA		255		255	
306 BELGIUM				162	
318 DENMARK				495	
327 FRANCE		886		2473	
335 GERMANY W		1665		6580	
344 ITALY		420		775	
347 JAPAN		15487		45322	
352 MEXICO		1130		5744	
375 SWEDEN				230	
376 SWITZRLND		362		916	
390 GERMANY E		7965		20709	
400 U STATES		85739		444916	
		119400		562760	
<b>APPARATUS X RAY</b>					9130
100 U KINGDOM		3726		22390	
318 DENMARK		1887		3803	
335 GERMANY W		4051		71410	
344 ITALY		3043		12722	
347 JAPAN				402	
354 NETHRLNDS		18409		92551	
375 SWEDEN		259		15308	
400 U STATES		375392		1885476	
		406767		2104062	
<b>BOTANICAL SPECIMENS</b>					9132
100 U KINGDOM		155		567	
215 INDIA				933	
335 GERMANY W				672	
347 JAPAN		133		265	
390 GERMANY E				179	
400 U STATES		3487		19658	
		3775		22274	
<b>OLD COINS STAMPS TROPHIES</b>					9133
100 U KINGDOM		463		2899	
207 UN SO AFR				268	
234 AUSTRALIA				871	
305 AUSTRIA		408		408	
306 BELGIUM		618		1469	
326 FINLAND		415		415	
335 GERMANY W				100	
344 ITALY				245	
353 MOROCCO		100		100	
354 NETHRLNDS		50		415	
359 NORWAY				500	
376 SWITZRLND				183	
389 IRELAND				891	
400 U STATES		17904		93879	
		19958		102643	
<b>CAMERAS AND CAMERA PARTS N O P</b>					9134
100 U KINGDOM		2209		4808	
231 HONG KONG		250		1095	
305 AUSTRIA		4572		103776	
308 BOLIVIA				177	
317 CZECHO S		73		7269	
327 FRANCE		679		8462	
335 GERMANY W		99729		523630	
344 ITALY				189	
347 JAPAN		133671		417403	
354 NETHRLNDS				490	
365 POLAND				175	
366 PORTUGAL				70	
375 SWEDEN				5396	
376 SWITZRLND		35832		129333	
380 USSR		556		869	
381 ALASKA		50		2538	
383 HAWAII				325	
387 VENEZUELA		200		200	
390 GERMANY E		1198		19333	
400 U STATES		281224		1426937	
		560243		2652475	
<b>CAMERA PARTS UNFINISHED</b>					9135
335 GERMANY W				862	
400 U STATES		10640		84350	
		10640		85212	
<b>CAMERA LENSES AND SHUTTERS</b>					9136
100 U KINGDOM				612	
327 FRANCE				1554	
335 GERMANY W		58		14622	
347 JAPAN				747	
375 SWEDEN				980	
390 GERMANY E				225	
400 U STATES		36519		207997	
		36577		226737	

## IMPORTS INTO CANADA FOR CONSUMPTION

Articles and Countries from which Imported	MONTH OF MAY 1958		FIVE MONTHS ENDED MAY 1958		Class Number
	Quantities	Values (\$)	Quantities	Values (\$)	
COLLECTIONS OF ANTIQUITIES					9137
100 U KINGDOM		49 640		21 341 16	
218 MALAYA		95		95	
231 HONG KONG		5 223		21 889	
305 AUSTRIA		131		1 973	
306 BELGIUM				79	
313 CHINA				175	
315 C RICA		210		210	
327 FRANCE		1 291		3 529	
335 GERMANY W				1 507	
344 ITALY		1 544		9 000	
347 JAPAN		400		1 320	
354 NETHRLNDS		258		1 124	
359 NORWAY				500	
371 THAILAND		274		274	
372 SPAIN				1 211	
376 SWITZRLND				4 869	
389 IRELAND				180	
400 U STATES		6 227 8		26 1 579	
		12 134 4		52 293 0	
CYCLOMETERS AND SPEEDOMETERS					9138
100 U KINGDOM		7 289		4 936 0	
327 FRANCE		574		1 425	
335 GERMANY W		521		8 694	
347 JAPAN				59	
354 NETHRLNDS		260		7 38	
376 SWITZRLND				64	
400 U STATES		26 789		89 102	
		35 433		149 442	
GLOBES GEOGRAPHICAL					9139
100 U KINGDOM		482		1 036	
335 GERMANY W		2 075		4 388	
400 U STATES		7 974		63 382	
		10 531		68 806	
MODELS OF INVENTIONS					9140
100 U KINGDOM				665	
354 NETHRLNDS		102		102	
400 U STATES		1 321 13		440 480	
		1 322 15		441 247	
APPARATUS FOR INSTITUTIONS					9141
100 U KINGDOM		26 761		127 456	
207 UN SO AFR		183		183	
305 AUSTRIA				2 700	
306 BELGIUM		105		2 849	
317 CZECHO S				65	
318 DENMARK		823		12 941	
327 FRANCE		4 461		7 185	
335 GERMANY W		5 548		38 091	
344 ITALY		328		3 739	
347 JAPAN		189		590	
354 NETHRLNDS		2 055		5 031	
359 NORWAY		716		4 529	
360 ISRAEL				296	
375 SWEDEN		353		435	
376 SWITZRLND		788		4 812	
384 P RICO				896	
400 U STATES		60 478 1		330 023 7	
		64 709 1		351 203 5	
OPERATING ROOM EQUIPMENT					9142
100 U KINGDOM		3 881		35 843	
317 CZECHO S		1 015		1 941	
327 FRANCE				625	
335 GERMANY W		3 186		14 827	
347 JAPAN				760	
376 SWITZRLND				500	
400 U STATES		35 164 7		182 251 4	
		35 972 9		187 701 0	
DENTAL INSTRUMENTS					9143
100 U KINGDOM		39 252		76 220	
231 HONG KONG				113	
305 AUSTRIA		6 875		20 676	
317 CZECHO S				399	
327 FRANCE				3 309	
335 GERMANY W		33 893		123 486	
344 ITALY				2844	
347 JAPAN		6 278		19 580	
354 NETHRLNDS		59		59	
375 SWEDEN		300		536	
376 SWITZRLND		394		5 399	
390 GERMANY E		1 731		1 731	
400 U STATES		27 084 1		96 812 3	
		35 962 3		122 247 5	
SURGICAL TRUSSES AND SUPPORTS					9144
400 U STATES		372		1 893	
		372		1 893	
ARTICLES FOR THE BLIND					9145
100 U KINGDOM		108		489	
335 GERMANY W		1 225		1 225	
376 SWITZRLND		860		1 765	
400 U STATES		20 33		10 423	
		42 26		13 902	
OPTICAL AND PHILOSOPHICAL INST					9146
100 U KINGDOM		162 304		288 021	
231 HONG KONG		450		4 370	
305 AUSTRIA		79		521	
306 BELGIUM				236	

IMPORTS INTO CANADA FOR CONSUMPTION

161

Articles and Countries from which Imported	MONTH OF MAY 1958		FIVE MONTHS ENDED MAY 1958		Class Number
	Quantities	Values (\$)	Quantities	Values (\$)	
317 CZECHO S				60	
318 DENMARK				125	
327 FRANCE		3235		6790	
335 GERMANY W		29330		114025	
344 ITALY		74		3282	
347 JAPAN		102450		327459	
354 NETHRLNDS		216		338	
375 SWEDEN		1541		4294	
376 SWITZRLND		1159		4769	
390 GERMANY E		104		104	
400 U STATES		265332		1106546	
		566274		1860940	
EDUCATIONAL FILMS					9148
100 U KINGDOM		3746		21675	
210 GHANA				80	
224 JAMAICA		600		815	
234 AUSTRALIA				154	
306 BELGIUM		50		50	
317 CZECHO S				1128	
318 DENMARK				288	
327 FRANCE		1045		5277	
335 GERMANY W		1303		1683	
347 JAPAN				626	
352 MEXICO				80	
354 NETHRLNDS		544		868	
365 POLAND		2146		2221	
376 SWITZRLND		213		213	
400 U STATES		67554		422234	
		97201		457392	
CINEMATOGRAPH CAMERAS					9149
335 GERMANY W		408		408	
400 U STATES		747		24795	
		1155		25203	
SURGICAL INSTRUMENTS					9150
100 U KINGDOM		31497		170784	
216 PAKISTAN		1445		7324	
306 BELGIUM				54	
318 DENMARK				597	
327 FRANCE		12638		15260	
335 GERMANY W		30192		135611	
344 ITALY		129		4249	
347 JAPAN		6238		55735	
352 MEXICO		9053		9053	
354 NETHRLNDS		392		392	
375 SWEDEN		1705		37823	
376 SWITZRLND		560		8990	
390 GERMANY E				1360	
400 U STATES		433442		2354107	
		527291		2801339	
BOATS OPEN PLEASURE	NO				9152
100 U KINGDOM	20	8504	76	16081	
318 DENMARK	20	10641	24	17941	
334 ST PIERRE	1	125	1	125	
335 GERMANY W	13	2257	38	10354	
347 JAPAN	4	1414	4	1414	
359 NORWAY	1	3036	31	4741	
375 SWEDEN			3	2543	
400 U STATES	461	154661	1167	425153	
	520	180638	1344	478352	
LAUNCHES PLEASURE MDTIVE POWER	NO				9153
100 U KINGDOM	1	6259	1	6259	
231 HONG KONG			1	689	
335 GERMANY W	5	5731	8	7274	
400 U STATES	37	169012	93	407430	
	43	181002	103	421652	
SHIPS AND VESSELS REPAIRS ON					9155
306 BELGIUM				36961	
334 ST PIERRE		1105		1933	
344 ITALY				2524	
400 U STATES		5362		133895	
		6467		175313	
SHIPS FOREIGN BUILT COASTAL	NO				9156
327 FRANCE			1	700000	
			1	700000	
VESSELS FOREIGN BUILT N O P					9157
100 U KINGDOM		43888		1245679	
231 HONG KONG		2987		2987	
318 DENMARK		2106		2106	
335 GERMANY W				175	
347 JAPAN				1740	
354 NETHRLNDS		78177		78177	
375 SWEDEN				3380	
400 U STATES		34619		200198	
		161777		1534442	
TRUCK TRAILERS	NO				9160
400 U STATES	34	138861	222	922989	
	34	138861	222	922989	
MOBILE HOMES	NO				9161
100 U KINGDOM	2	1729	2	1729	
400 U STATES	506	804477	1597	2690744	
	508	806206	1599	2692473	
BUGGIES CUTTERS VEHICLES N O P	NO				9162
100 U KINGDOM	1	289	22	1967	
327 FRANCE		417		417	
335 GERMANY W		109	1	202	
354 NETHRLNDS			1	100	

## IMPORTS INTO CANADA FOR CONSUMPTION

Articles and Countries from which Imported	MONTH OF MAY 1958		FIVE MONTHS ENDED MAY 1958		Class Number
	Quantities	Values (\$)	Quantities	Values (\$)	
359 NORWAY			2	615	
400 U STATES	352	26910	1856	140077	
CHILDRENS CARRIAGES AND PARTS	353	27725	1882	143378	9163
100 U KINGDOM	NO				
335 GERMANY W	201	5030	1271	28741	
354 NETHRLNDS			17	447	
376 SWITZRLND	100	2100	269	5402	
400 U STATES			1	50	
CHILDRENS SLEDS VEHICLES N O P	834	9094	2410	20568	
100 U KINGDOM	1135	16224	3968	55208	9164
335 GERMANY W					
354 NETHRLNDS		835		12277	
400 U STATES		1422		2700	
WAGONS AND SLEDS FARM AND PTS		375		457	
400 U STATES	NO				9166
	234	33075	977	158344	
WHEELBARROWS HAND TRUCKS CARTS	234	33075	977	158344	
100 U KINGDOM	NO				9168
318 DENMARK	126	1656	823	12925	
327 FRANCE			57	7755	
335 GERMANY W	51	733	66	1004	
354 NETHRLNDS	12	139	32	356	
375 SWEDEN	10	2058	21	4354	
376 SWITZRLND	12	2179	39	7269	
400 U STATES			1	57	
TRUCKS AND CARS N O P	9258	118051	40045	518402	
100 U KINGDOM	9469	124816	41084	552122	9169
400 U STATES					
		3443		29899	
AIRCRAFT NOT OVER 1500 LB WT		154556		371743	
100 U KINGDOM	NO				9171
400 U STATES	1	3412	1	3412	
	53	319289	147	772145	
AIRCRAFT 1501 TO 3000 LB WT	54	322701	148	775557	
400 U STATES	NO				9172
	15	204926	67	1131503	
AIRCRAFT 3001 TO 7500 LB WT	15	204926	67	1131503	
400 U STATES	NO				9173
	1	98689	15	911875	
AIRCRAFT OVER 7500 LB WEIGHT	1	98689	15	911875	
100 U KINGDOM	NO				9174
400 U STATES	3	2549584	14	11784020	
	4	1188645	11	4852438	
AIRCRAFT PTS EXCLUDING ENG PTS	7	3738229	25	16636458	
100 U KINGDOM					9175
203 B E AFR		550962		2989742	
231 HONG KONG		252		252	
234 AUSTRALIA				14926	
304 ARGENTINA				4629	
316 CUBA		3784		9606	
327 FRANCE				121	
335 GERMANY W		12220		15283	
341 ICELAND		792		1472	
347 JAPAN		184		184	
352 MEXICO				1065	
354 NETHRLNDS		5470		21479	
363 PERU		6929		23130	
366 PORTUGAL		526		2220	
375 SWEDEN		127		3227	
376 SWITZRLND		271		923	
381 ALASKA				155	
400 U STATES		5780985		6408	
PAINTINGS UNDER 20 DOLLARS		6362502		27653316	
100 U KINGDOM	NO			30748138	9181
305 AUSTRIA	370	814	602	2369	
306 BELGIUM	20	187	303	2121	
318 DENMARK			252	523	
327 FRANCE	312	1385	810	3913	
340 HUNGARY	9	104	70	665	
344 ITALY	50	692	324	2217	
347 JAPAN	135	1035	227	1668	
352 MEXICO			3	50	
354 NETHRLNDS			15	224	
400 U STATES	202	884	238	1133	
	66	237	1507	2492	
PAINTINGS 20 DOLLARS OR OVER	1164	5338	4351	17375	
100 U KINGDOM					9182
224 JAMAICA		84749		217602	
231 HONG KONG		86		86	
234 AUSTRALIA		154		250	
305 AUSTRIA		50		155	
306 BELGIUM		826		7398	
317 CZECHO S				275	
318 DENMARK				80	
327 FRANCE		2662		11862	
331 FR OCEANA		12562		59729	
335 GERMANY W				120	
336 GREECE		2189		7701	
338 HAITI		286		5537	
340 HUNGARY				170	
344 ITALY		3481		1829	
				14612	



## IMPORTS INTO CANADA FOR CONSUMPTION

163

Articles and Countries from which Imported	MONTH OF MAY 1958		FIVE MONTHS ENDED MAY 1958		Class Number
	Quantities	Values (\$)	Quantities	Values (\$)	
347 JAPAN				266	
352 MEXICO				5559	
354 NETHRLNDS		6189		12795	
359 NORWAY		820		880	
360 ISRAEL		97		1447	
372 SPAIN		108		283	
375 SWEDEN				85	
376 SWITZRLND				510	
383 HAWAII		2020		2170	
388 YUGO SLAV				75	
389 IRELAND				2370	
400 U STATES		267441		623095	
STATUES AND STATUETTES N O P		383720		976941	9183
100 U KINGDOM		3609		13586	
203 B E AFR		266		903	
215 INDIA		323		791	
217 CEYLON		802		983	
231 HONG KONG		267		1269	
305 AUSTRIA		1801		5575	
313 CHINA				368	
318 DENMARK		236		3212	
327 FRANCE		1279		4366	
335 GERMANY W		1034		5396	
340 HUNGARY				103	
344 ITALY		4076		9385	
347 JAPAN		5806		28736	
352 MEXICO				167	
365 POLAND		376		376	
366 PORTUGAL				484	
375 SWEDEN		169		450	
376 SWITZRLND				144	
390 GERMANY E		475		475	
400 U STATES		7784		28992	
PORCELAIN STATUES STATUETTES		28303		105761	9184
100 U KINGDOM		44900		173377	
227 BAHAMAS				482	
231 HONG KONG		777		1018	
305 AUSTRIA				3647	
306 BELGIUM		85		180	
318 DENMARK		1971		3623	
327 FRANCE		394		1322	
335 GERMANY W		7677		54924	
344 ITALY		420		2507	
347 JAPAN		41828		132456	
354 NETHRLNDS				416	
372 SPAIN				92	
375 SWEDEN				94	
390 GERMANY E		1638		3530	
400 U STATES		2053		16121	
MATERIAL FOR HARD METAL COMPS		101743		393789	9187
100 U KINGDOM		709		2964	
352 MEXICO				924	
375 SWEDEN				559	
400 U STATES		45299		250778	
ARTICLES FOR FERTILIZER MFR		46008		255225	9191
100 U KINGDOM		229		860	
306 BELGIUM				88	
327 FRANCE				88	
335 GERMANY W				300	
376 SWITZRLND				863	
400 U STATES		33753		133038	
ARTICLES FOR REPRESENTATIVES		33982		135237	9193
100 U KINGDOM		5645		44759	
207 UN SO AFR				565	
215 INDIA				222	
225 TRINIDAD		100		164	
234 AUSTRALIA		210		1447	
304 ARGENTINA		735		2664	
305 AUSTRIA				75	
306 BELGIUM				8230	
309 BRAZIL				471	
316 CUBA		720		3546	
317 CZECHO S		6346		12741	
318 DENMARK		727		14027	
320 DOM REP				200	
326 FINLAND				1800	
327 FRANCE		2077		5837	
335 GERMANY W		6939		37546	
336 GREECE				3000	
338 HAITI				199	
342 IRAN				75	
344 ITALY		956		2445	
347 JAPAN		7978		9103	
352 MEXICO		60		260	
354 NETHRLNDS		11172		46592	
355 INDONESIA				3050	
359 NORWAY				150	
360 ISRAEL		580		699	
361 PANAMA				254	
363 PERU		500		2030	
364 PHIL		400		1200	

## IMPORTS INTO CANADA FOR CONSUMPTION

Articles and Countries from which Imported	MONTH OF MAY 1958		FIVE MONTHS ENDED MAY 1958		Class Number
	Quantities	Values (\$)	Quantities	Values (\$)	
365 POLAND		800		3536	
366 PORTUGAL		275		735	
372 SPAIN		505		12627	
375 SWEDEN		390		1184	
376 SWITZRLND		13000		25346	
380 USSR		488		3345	
389 IRELAND				55	
391 LEBANON				1000	
400 U STATES		50256		199718	
		110859		450897	
CANADIAN GOODS RETURNED					9195
100 U KINGDOM		79612		276157	
203 B E AFR				575	
205 RHOD NYAS				170	
207 UN SO AFR		548		3279	
216 PAKISTAN		3793		4123	
217 CEYLON				70	
220 BERMUDA		430		1503	
221 B GUIANA		3320		37019	
223 BARBADOS		1370		1575	
224 JAMAICA		753		21828	
225 TRINIDAD				542	
231 HONG KONG				776	
234 AUSTRALIA				48567	
236 NEW ZEAL				1219	
306 BELGIUM		10365		77759	
308 BOLIVIA		400		400	
312 CHILE		195		195	
316 CUBA		1400		5671	
318 DENMARK				89	
319 GREENLAND		1179		1179	
320 DOM REP				713	
326 FINLAND		150		150	
327 FRANCE		1498		10608	
328 FR AFRICA				2810	
334 ST PIERRE		550		715	
335 GERMANY W		250		6057	
336 GREECE				266	
344 ITALY				493	
347 JAPAN				30160	
352 MEXICO				150	
354 NETHRLNDS		2353		7276	
357 NETH ANT				1075	
359 NORWAY		1272		5432	
363 PERU		200		1610	
364 PHIL				16072	
375 SWEDEN		50		15738	
376 SWITZRLND		15488		17212	
381 ALASKA		50		12410	
387 VENEZUELA				56122	
389 IRELAND				1800	
400 U STATES		924296		4785540	
		1049522		5455105	
ARMS ETC BRITISH OR NATO CTYS					9196
100 U KINGDOM		34074		316425	
221 B GUIANA				1300	
224 JAMAICA				63	
234 AUSTRALIA				10210	
309 BRAZIL				15000	
316 CUBA				3414	
318 DENMARK				1261	
326 FINLAND				177	
327 FRANCE		4964		16484	
335 GERMANY W		16854		136587	
344 ITALY		2853		9029	
347 JAPAN				8477	
354 NETHRLNDS		3199		15202	
357 NETH ANT				321270	
359 NORWAY				16357	
366 PORTUGAL				350	
375 SWEDEN				1515	
376 SWITZRLND		315		32367	
381 ALASKA		69854		238457	
400 U STATES		1675915		8683460	
		1808028		9827405	
EXWAREHOUSED SHIPS STORES NOP					9197
100 U KINGDOM		51558		68276	
221 B GUIANA				1116	
223 BARBADOS		226		286	
327 FRANCE		820		4071	
335 GERMANY W				569	
354 NETHRLNDS		318		1350	
384 P RICO				53	
400 U STATES		23906		75875	
		76828		151596	
BATTERY JARS GLASS OR RUBBER					9199
100 U KINGDOM				386	
335 GERMANY W		1892		4141	
400 U STATES		122576		523454	
		124468		527981	
CASUAL DONATIONS					9201
100 U KINGDOM				700	
220 BERMUDA		50		1356	
318 DENMARK				105	
335 GERMANY W				150	
347 JAPAN				50	

IMPORTS INTO CANADA FOR CONSUMPTION

Articles and Countries from which Imported	MONTH OF MAY 1958		FIVE MONTHS ENDED MAY 1958		Class Number
	Quantities	Values (\$)	Quantities	Values (\$)	
354 NETHRLNDS				168	
359 NORWAY				131	
400 U STATES		4 163		8 7050	
CORSET CLASPS STEELS WIRES		4 213		8 9710	
100 U KINGDOM				1 545	9 202
400 U STATES		4 358		24 320	
FEATHERS FLOWERS ART FOR HATS		4 358		25 865	
100 U KINGDOM		67		7 46	9 204
317 CZECHO S				4 801	
327 FRANCE		12 483		26 619	
335 GERMANY W		13 279		40 218	
347 JAPAN		11 248		7 3007	
354 NETHRLNDS				1 39	
390 GERMANY E		3 847		27 444	
400 U STATES		14 228		91 370	
RESCUE APPARATUS		55 152		264 344	
100 U KINGDOM				6 388	9 207
305 AUSTRIA				1 796	
335 GERMANY W		816		11 056	
354 NETHRLNDS		338		639	
400 U STATES		144 669		738 641	
MATERIALS FOR TEXTILE PRINTING		145 823		758 520	
100 U KINGDOM				5 461	9 208
400 U STATES		4 163		34 646	
SALTS OF THORIUM OR CERIUM		4 163		40 107	
SPURS AND STILTS					9 209
100 U KINGDOM		1020		3 741	9 210
400 U STATES		363		3 324	
VACCINE AND PLASMA CONTAINERS		1 383		7 065	
100 U KINGDOM				3 005	9 212
400 U STATES		221		6 7473	
GOODS FREE BY ORDER IN COUNCIL		22 485		70 478	
100 U KINGDOM		22 706		70 478	9 213
335 GERMANY W				6 175	
400 U STATES		18 312		100 259	
ARTICLES FOR MFR TOBACCO PIPES		18 312		107 247	
100 U KINGDOM				102	9 214
335 GERMANY W				90	
344 ITALY				650	
400 U STATES		131		4 809	
SAFETY GLASS SHEET ADHESIVES		131		5 651	
400 U STATES		71 333		269 494	9 215
TOURIST PURCHASES DUTY FREE		71 333		269 494	
100 U KINGDOM		87 444		261 624	9 228
202 ADEN				99	
203 B E AFR		86		432	
208 BSA OTHER				342	
211 NIGERIA				108	
215 INDIA		373		1 276	
216 PAKISTAN		156		544	
217 CEYLDN				30	
220 BERMUDA		8 050		43 926	
221 B GUIANA		60		298	
222 B HOND				9 750	
223 BARBADOS		566		8 857	
224 JAMAICA		4 582		25 232	
225 TRINIDAD		111		3 736	
227 BAHAMAS		10 64		125 49	
230 GIBRALTAR		464		597	
231 HONG KONG		902		4 212	
232 MALTA		35		92	
234 AUSTRALIA		26 12		4 310	
236 NEW ZEAL		27		215	
303 ARABIA				99	
304 ARGENTINA				518	
305 AUSTRIA		768		5 646	
306 BELGIUM		32 37		6 862	
309 BRAZIL				546	
312 CHILE				176	
314 COLOMBIA				272	
316 CUBA		158		14 571	
317 CZECHO S		52		803	
318 DENMARK		530		3 023	
322 EGYPT		10 92		6 713	
326 FINLAND		16		362	
327 FRANCE		23 745		51 978	
334 ST PIERRE		271		1 219	
335 GERMANY W		10 673		49 440	
336 GREECE		255		1 033	
337 GUATEMALA		100		201	
338 HAITI				1 578	
341 ICELAND		430		757	
343 IRAQ				15	
344 ITALY		7 710		33 059	
345 LIBYA				65	

## IMPORTS INTO CANADA FOR CONSUMPTION

Articles and Countries from which Imported	MONTH OF MAY 1958		FIVE MONTHS ENDED MAY 1958		Class Number
	Quantities	Values (\$)	Quantities	Values (\$)	
347 JAPAN		1078		4534	
350 LIBERIA				66	
352 MEXICO		3145		53360	
353 MOROCCO				65	
354 NETHRLNDS		4407		28878	
357 NETH ANT				528	
359 NORWAY		97		1651	
360 ISRAEL		4206		5673	
361 PANAMA				357	
363 PERU		49		716	
364 PHIL				80	
365 POLAND		55		412	
366 PORTUGAL		585		2018	
367 AZORES		2806		9766	
370 ROUMANIA				43	
371 THAILAND				70	
372 SPAIN		2074		4791	
375 SWEDEN		220		2252	
376 SWITZRLND		5629		10992	
378 JORDAN				69	
379 TURKEY		171		269	
380 USSR		177		502	
381 ALASKA				196	
382 VIRGIN IS				155	
383 HAWAII		3152		61443	
384 P RICO				218	
387 VENEZUELA		131		360	
388 YUGO SLAV				12	
389 IRELAND		988		3346	
391 LEBANON		340		498	
392 SYRIA				145	
400 U STATES		5780386		23562456	
		5965265		24313086	
CARTRIDGES SHOT GUN SHELLS					9237
327 FRANCE				140	
335 GERMANY W		55		55	
344 ITALY		1284		1284	
400 U STATES		4083		4524	
		5422		6003	
DEXTROSE SOLUTIONS THERAPEUTIC					9238
100 U KINGDOM		18903		35382	
400 U STATES		41210		180779	
		60113		216161	
METALLIC CARTRIDGES AMMUNITION					9239
100 U KINGDOM				1480	
318 DENMARK				3109	
335 GERMANY W		1105		4419	
359 NORWAY		1219		1219	
375 SWEDEN				505	
376 SWITZRLND				1718	
400 U STATES		9214		28416	
		11538		40866	
BLACKBOARDS OF SLATE OR PAPER					9240
344 ITALY		1244		3598	
366 PORTUGAL		1002		2033	
400 U STATES		16444		117929	
		18690		123560	
BIOLOGICAL PRODUCTS N O P					9242
100 U KINGDOM		371		17925	
318 DENMARK				4553	
335 GERMANY W				2903	
375 SWEDEN				508	
376 SWITZRLND				1385	
380 USSR		192		978	
400 U STATES		164203		947401	
		164766		975653	
BASKETS OF ALL KINDS N O P					9243
100 U KINGDOM		6584		7919	
207 UN SO AFR				225	
215 INDIA		180		180	
231 HONG KONG		3758		12919	
305 AUSTRIA				114	
306 BELGIUM		976		4568	
317 CZECHO S				2824	
318 DENMARK				66	
327 FRANCE		126		2429	
335 GERMANY W		885		2326	
340 HUNGARY		430		713	
344 ITALY		1688		5132	
347 JAPAN		6207		34026	
352 MEXICO		1067		4067	
354 NETHRLNDS				116	
365 POLAND		4314		18136	
366 PORTUGAL		3392		4689	
367 AZORES		764		2976	
372 SPAIN				6334	
375 SWEDEN				122	
388 YUGO SLAV		934		3899	
400 U STATES		9682		65737	
		40987		179517	
COMMUNION SETS CHURCH ARTICLES					9244
100 U KINGDOM		600		7495	
215 INDIA		121		121	
231 HONG KONG		1094		4502	
234 AUSTRALIA				779	
305 AUSTRIA		114		3459	

IMPORTS INTO CANADA FOR CONSUMPTION

167

Articles and Countries from which Imported	MONTH OF MAY 1958		FIVE MONTHS ENDED MAY 1958		Class Number
	Quantities	Values (\$)	Quantities	Values (\$)	
306 BELGIUM		430		3245	
317 CZECHO S		11479		22360	
318 DENMARK				69	
327 FRANCE		32620		114366	
335 GERMANY W		7642		33712	
336 GREECE				1093	
344 ITALY		64465		227829	
347 JAPAN		18469		73890	
352 MEXICO		75		225	
354 NETHRLNDS				375	
360 ISRAEL				1483	
365 POLAND				300	
366 PORTUGAL				1876	
372 SPAIN		721		1272	
376 SWITZRLND		243		1235	
389 IRELAND		2774		3391	
400 U STATES		38940		267904	
		179787		770981	
CARTRIDGE CASES GUN WADS CAPS					9246
100 U KINGDOM		928		1692	
375 SWEDEN				166	
400 U STATES		6073		23653	
		7001		25511	
AMMUNITION N O P					9247
100 U KINGDOM		71449		87176	
335 GERMANY W		1056		2619	
400 U STATES		45579		142090	
		118084		231885	
ELECTRICAL ENERGY	MKWH				9249
400 U STATES	437	6816	89166	439928	
	437	6816	89166	439928	
ICE					9251
400 U STATES				1101	
				1101	
INCUBATORS BROODERS AND PARTS	NO				9252
100 U KINGDOM			2	354	
400 U STATES	2001	55349	12819	584504	
	2001	55349	12821	584858	
IRON SAND PRESSURE BLASTING					9253
100 U KINGDOM				7663	
400 U STATES		81728		362861	
		81728		370524	
BALL POINT PENS AND PARTS					9254
100 U KINGDOM		8199		13441	
306 BELGIUM				265	
327 FRANCE				228	
335 GERMANY W		2200		8165	
344 ITALY		7761		10250	
347 JAPAN		1294		3176	
360 ISRAEL		293		1736	
400 U STATES		264837		1038280	
		284584		1075541	
ALABASTER SPAR AMBER ORNAMENTS					9255
100 U KINGDOM		17479		78006	
215 INDIA				316	
231 HONG KONG		167		1012	
305 AUSTRIA				161	
317 CZECHO S		72		72	
318 DENMARK		331		331	
327 FRANCE		1161		2193	
335 GERMANY W		3222		8677	
344 ITALY		3197		12150	
347 JAPAN		20576		80938	
352 MEXICO		91		91	
354 NETHRLNDS				50	
365 POLAND				750	
375 SWEOEN		60		60	
390 GERMANY E		376		2838	
400 U STATES		15064		72268	
		61796		259913	
MACHINE CARO CLOTHING					9256
100 U KINGDOM		12221		57905	
306 BELGIUM				290	
335 GERMANY W				642	
400 U STATES		12726		44635	
		24947		103472	
PENCILS LEAD NON PROPELLING	GROSS				9257
100 U KINGDOM	653	2476	2850	8303	
313 CHINA			1000	755	
317 CZECHO S	2666	3413	3899	4892	
335 GERMANY W	1351	3060	2698	10169	
347 JAPAN	3820	3253	8300	7413	
400 U STATES	2304	7045	10930	33218	
	10794	19247	29677	64750	
PENCILS LEAD N O P					9258
100 U KINGDOM		1330		2737	
318 DENMARK		126		1072	
327 FRANCE				50	
335 GERMANY W		158		2011	
347 JAPAN		578		1299	
376 SWITZRLND				114	
400 U STATES		5501		29014	
		7693		36297	
PENS FOUNTAIN EXCPT BALL POINT					9259
100 U KINGDOM				260	
335 GERMANY W		59		3698	

## IMPORTS INTO CANADA FOR CONSUMPTION

Articles and Countries from which Imported	MONTH OF MAY 1958		FIVE MONTHS ENDED MAY 1958		Class Number
	Quantities	Values (\$)	Quantities	Values (\$)	
344 ITALY		5593		34291	
347 JAPAN		1326		2115	
400 U STATES		3480		28667	
		10458		69031	
PENS N O P PENHOLDERS RULERS					9260
100 U KINGDOM		5463		13803	
231 HONG KONG		228		640	
335 GERMANY W		3628		10446	
347 JAPAN		200		938	
400 U STATES		19603		92302	
		29122		118129	
PRECIOUS STONES NOT MOUNTED					9262
100 U KINGDOM		45137		95404	
215 INDIA				3233	
217 CEYLON		228		451	
231 HONG KONG		3485		28790	
234 AUSTRALIA				95	
305 AUSTRIA		27028		93799	
306 BELGIUM				102	
309 BRAZIL		62		62	
313 CHINA				142	
314 COLOMBIA				267	
317 CZECHOS		7055		15248	
327 FRANCE		1521		8210	
335 GERMANY W		21070		95614	
344 ITALY				56	
347 JAPAN		37616		148050	
352 MEXICO				1712	
354 NETHRLNDS				220	
371 THAILAND				2105	
372 SPAIN		65		1851	
376 SWITZRLND		1801		6240	
400 U STATES		51673		190746	
		126741		692397	
PULLEYS BELT POWER TRANS NOP					9263
100 U KINGDOM		797		15729	
327 FRANCE				310	
335 GERMANY W				243	
347 JAPAN		603		603	
354 NETHRLNDS		740		949	
375 SWEDEN				346	
376 SWITZRLND		116		116	
400 U STATES		74135		300743	
		76391		319039	
SETTLERS EFFECTS					9264
100 U KINGDOM		539295		1934706	
203 B E AFR		900		11111	
205 RHOD NYAS				8590	
207 UN SO AFR		12600		42290	
208 BSA OTHER				400	
211 NIGERIA		500		500	
213 BWA OTHER				158	
215 INDIA		8515		11985	
216 PAKISTAN				5492	
217 CEYLON		1296		1296	
218 MALAYA		6319		11413	
220 BERMUDA		9063		12415	
221 B GUIANA		568		8061	
223 BARBADOS		300		1665	
224 JAMAICA		3745		11431	
225 TRINIDAD		1971		5431	
227 BAHAMAS		3000		3000	
228 LEEW WIND		100		300	
229 FALKLAND				1548	
231 HONG KONG		4250		30378	
232 MALTA		5265		9485	
234 AUSTRALIA		8710		36478	
235 FIJI		300		300	
236 NEW ZEAL		5800		14870	
304 ARGENTINA		10700		33691	
305 AUSTRIA		15324		39927	
306 BELGIUM		13554		50888	
307 BEL CONGO				800	
309 BRAZIL		3100		18217	
311 BURMA		182		182	
312 CHILE				550	
313 CHINA				50	
314 COLOMBIA				1650	
316 CUBA				1000	
317 CZECHOS		150		3715	
318 DENMARK		34708		112518	
322 EGYPT		3225		15242	
326 FINLAND		5745		18830	
327 FRANCE		54382		147344	
328 FR AFRICA		3500		14285	
335 GERMANY W		306652		883560	
336 GREECE		2778		17330	
340 HUNGARY		7058		44433	
341 ICELAND				5200	
342 IRAN				1135	
343 IRAQ		1724		2524	
344 ITALY		27423		96224	
345 LIBYA		314		314	
347 JAPAN		2640		4266	
348 KOREA				1088	
349 LATVIA				100	

IMPORTS INTO CANADA FOR CONSUMPTION

Articles and Countries from which Imported	MONTH OF MAY 1958		FIVE MONTHS ENDED MAY 1958		Class Number
	Quantities	Values (\$)	Quantities	Values (\$)	
352 MEXICO		200		5722	
353 MOROCCO		8687		21434	
354 NETHRLNDS		443345		1058522	
355 INDONESIA		1860		4470	
357 NETH ANT		1600		12624	
359 NORWAY		4870		13619	
360 ISRAEL		1650		43280	
361 PANAMA				5000	
363 PERU		100		100	
364 PHIL				5000	
365 POLAND		12740		40213	
366 PORTUGAL		3340		8775	
370 ROUMANIA				450	
372 SPAIN		100		1590	
375 SWEDEN		13500		42010	
376 SWITZRLND		13586		80179	
379 TURKEY		1000		6450	
381 ALASKA				5012	
383 HAWAII		100		100	
386 URUGUAY		350		350	
387 VENEZUELA		2350		9720	
388 YUGO SLAV		1805		5165	
389 IRELAND		1500		4933	
391 LEBANON				17045	
400 U STATES		1707202		6857055	
		3325541		11927184	
SHOW CASES AND METAL PARTS					
335 GERMANY W		869		869	9265
400 U STATES		20707		155885	
		21576		156754	
SIGNS LETTERS OTHER THAN PAPER					
100 U KINGDOM		6831		19691	9266
306 BELGIUM				1558	
318 DENMARK				591	
335 GERMANY W		94		1828	
344 ITALY				75	
347 JAPAN		713		1772	
376 SWITZRLND		277		708	
381 ALASKA				50	
400 U STATES		75445		336780	
		83360		363053	
MEASURING RULES AND TAPES					
100 U KINGDOM		7751		37688	9267
317 CZECHOS				1057	
335 GERMANY W		9199		34258	
347 JAPAN		73		698	
354 NETHRLNDS		296		836	
376 SWITZRLND				264	
400 U STATES		40794		222937	
		58113		297738	
WASTE AND JUNK N O P					
100 U KINGDOM	CWT		16	62	9269
400 U STATES		21344	125132	55439	
		21344	125148	55501	
WAX VEGETABLE AND MINERAL N O P					
100 U KINGDOM	LB		568	247	9270
309 BRAZIL	49024	37879	590500	425248	
314 COLOMBIA			500	231	
317 CZECHOS	32628	5253	32628	5253	
335 GERMANY W			1008	645	
352 MEXICO	12625	6632	18825	9928	
390 GERMANY E	22000	4465	22000	4465	
400 U STATES	144544	108411	567826	405482	
	260821	162640	1233855	851499	
WAX AND MANUFACTURES N O P					
100 U KINGDOM		521		2268	9271
335 GERMANY W		2822		22208	
344 ITALY		753		753	
390 GERMANY E				612	
400 U STATES		67078		180643	
		71174		206484	
UNENUMERATED ARTICLES					
SHIPMENTS UNDER 50 DOLLARS					
100 U KINGDOM		125871		564984	9275
203 B E AFR		78		339	
205 RHDD NYAS		70		179	
207 UN SO AFR		74		407	
208 BSA OTHER		20		44	
213 BWA OTHER				7	
215 INDIA		987		2907	
216 PAKISTAN		38		372	
217 CEYLON		87		175	
218 MALAYA		96		231	
220 BERMUDA		270		1031	
221 B GUIANA		66		390	
222 B HOND		584		1361	
223 BARBADOS		91		465	
224 JAMAICA		2204		3012	
225 TRINIDAD		181		768	
227 BAHAMAS		81		305	
230 GIBRALTAR				3	
231 HONG KONG		13649		46861	
232 MALTA		27		241	
234 AUSTRALIA		1081		4501	
235 FIJI				12	

## IMPORTS INTO CANADA FOR CONSUMPTION

Articles and Countries from which Imported	MONTH OF MAY 1958		FIVE MONTHS ENDED MAY 1958		Class Number
	Quantities	Values (\$)	Quantities	Values (\$)	
236 NEW ZEAL		45		344	
304 ARGENTINA		308		521	
305 AUSTRIA		1605		7736	
306 BELGIUM		3779		14194	
307 BEL CONGO				8	
308 BOLIVIA				3	
309 BRAZIL		40		304	
310 BULGARIA		8		8	
312 CHILE		927		3086	
313 CHINA		68		418	
314 COLOMBIA		43		107	
315 C RICA		22		161	
316 CUBA		1010		3082	
317 CZECHO S		861		3543	
318 DENMARK		3609		12358	
319 GREENLAND				92	
320 DOM REP		85		85	
321 ECUADOR		89		653	
322 EGYPT		120		156	
324 ESTONIA				36	
325 ETHIOPIA		20		153	
326 FINLAND		109		1258	
327 FRANCE		16411		72176	
328 FR AFRICA		33		63	
329 INDOCHINA		35		57	
334 ST PIERRE				239	
335 GERMANY W		37883		149376	
336 GREECE		470		1876	
337 GUATEMALA		295		923	
338 HAITI		111		270	
339 HONDURAS		234		538	
340 HUNGARY		410		1626	
341 ICELAND		95		108	
342 IRAN				30	
344 ITALY		8700		34139	
347 JAPAN		15042		78555	
348 KOREA				1	
349 LATVIA		10		15	
351 LITHUANIA		10		10	
352 MEXICO		2414		8033	
353 MOROCCO		107		149	
354 NETHRLNDS		8519		41503	
355 INDONESIA		26		167	
357 NETH ANT				171	
359 NORWAY		1829		4490	
360 ISRAEL		59		694	
361 PANAMA		247		358	
362 PARAGUAY		16		16	
363 PERU		10		28	
364 PHIL		52		52	
365 POLAND		430		726	
366 PORTUGAL		852		2062	
367 AZORES		151		435	
369 PORT ASIA				9	
370 ROUMANIA				53	
371 THAILAND				77	
372 SPAIN		754		3458	
375 SWEDEN		3057		13974	
376 SWITZRLND		6576		26628	
378 JORDAN				10	
379 TURKEY		2		93	
380 USSR		395		1246	
381 ALASKA		1376		5089	
383 HAWAII		532		2175	
384 P RICO		396		1485	
387 VENEZUELA		83		143	
388 YUGO SLAV		40		553	
389 IRELAND		166		955	
390 GERMANY E		276		987	
391 LEBANON		251		379	
392 SYRIA				177	
393 TAIWAN		25		238	
400 U STATES		4664766		20909372	
		4931449		22042888	



## Value, Price and Volume Indexes of Imports for Consumption

The following table gives index numbers of the declared (statistical) value of imports for consumption by months, and of the unit value (price) and volume of these imports. The value index expresses the value of imports in a given month as a percentage of the monthly average in the base year. The price index is of the fixed-weight aggregative (Laspeyres) type, and combines unit values calculated from the monthly import statistics with specified wholesale or other price quotations. These latter quotations are used where inadequate quantity reporting or insufficiently homogeneous items in the trade statistics prevent the obtaining of sufficiently representative unit value series. The volume index is derived by dividing the value index by the corresponding price index, and is, therefore, of the currently-weighted (Paasche) type. These indexes are computed with 1948 as an interim reference base pending conversion to the Bureau's official post-war reference base (1949).

In computing the price index certain adjustments were made to the regular grouping of commodities used in the trade statistics, and all three indexes are presented on the basis of these adjusted groups. The chief adjustments are as follows: the two groups "agricultural and vegetable products" and "animals and animal products" have been combined into one group now titled "agricultural and animal products"; the sub-group "rubber and its products" (1678-1732) and the item "advertising matter" (4291) have been transferred to the "miscellaneous products" group; the item "arms, etc., British or N.A.T.O. countries" (9196) has been deducted from the "miscellaneous products" total and the grand total; three "ships" items (9155-57) have been transferred to the "iron and steel and their products" group; and a few other adjustments designed to improve group classification by component material have been made.

These indexes are currently computed from the original data for months, quarters and calendar years. Approximate indexes for other periods may be obtained by averaging the monthly values. Although such indexes will be less accurate than would result from a separate computation based on the original data, the margin of error is insufficient to necessitate a lengthy separate computation.

A complete record of these series by months for the post-war period is published in issues of Volume I of the annual report "Trade of Canada". Some additional commodity information appears in issues of the "Review of Foreign Trade". Details of the computation of the price indexes are given in D.B.S. Reference Paper, No. 8, 1950, titled "Export and Import Price Indexes by Months, July, 1945 - June, 1950 (1948=100)".

## MONTHLY INDEX NUMBERS OF DECLARED VALUES, PRICES AND PHYSICAL VOLUME OF IMPORTS FOR CONSUMPTION, BY GROUPS

Interim base, 1948 = 100

Month	Total			Agricultural and Animal Products			Fibres and Textiles			Wood Products and Paper			
	1956	1957	1958	1956	1957	1958	1956	1957	1958	1956	1957	1958	
INDEX OF DECLARED VALUES													
1	January	183.2	208.2	179.9	132.2	155.0	148.9	126.0	122.7	111.0	278.9	319.2	292.9
2	February	183.5	195.5	165.1	137.5	136.4	133.7	126.0	124.2	101.7	313.1	305.6	289.0
3	March	210.0	212.8	193.6	137.7	145.4	151.6	125.5	126.2	120.1	307.7	311.6	357.1
4	April	240.0	243.8	204.0	156.2	180.2	181.8	132.7	134.1	120.8	311.4	330.5	298.0
5	May	248.0	251.4	220.1	190.3	210.1	209.4	131.3	126.0	115.1	330.3	320.6	313.3
6	June	221.6	206.1		177.6	168.8		102.7	106.5		306.8	264.7	
7	July	218.1	217.4		171.0	174.0		106.1	105.5		326.3	291.5	
8	August	212.9	213.1		163.2	174.9		121.0	117.4		322.6	347.8	
9	September	196.2	200.3		154.3	173.6		97.2	102.5		315.1	299.5	
10	October	245.3	217.4		212.9	216.3		125.0	116.9		357.1	327.5	
11	November	236.3	204.3		211.7	191.0		136.3	113.5		327.7	298.2	
12	December	181.0	178.3		162.0	174.8		95.4	103.1		249.9	286.8	
AI	Annual Index	214.7	212.4		167.2	175.0		118.8	116.6		312.2	308.6	
INDEX OF PRICES													
1	January	113.4	115.1	119.6	98.7	101.1	102.5	92.7	92.1	95.1	122.8	123.6	139.8
2	February	113.8	116.1	119.1	99.4	100.4	101.6	93.5	92.4	95.6	123.1	123.4	139.2
3	March	114.4	116.7	118.7	98.7	102.6	101.8	93.4	90.5	93.9	123.5	124.0	138.8
4	April	113.8	117.5	118.1r	100.0	106.3	102.8r	90.0	89.3	89.7	123.5	124.3	138.4
5	May	113.1	116.7	117.0	100.3	106.7	103.1	88.2	90.2	85.6	124.0	125.4	138.1
6	June	113.5	116.6		104.0	108.0		88.1	89.5		124.4	125.6	
7	July	112.4	115.9		101.5	106.5		88.6	88.3		124.2	126.5	
8	August	112.4	116.0		101.9	106.4		87.7	90.5		124.3	126.7	
9	September	112.0	116.7		101.7	102.6		86.2	89.7		124.4	127.5	
10	October	112.8	117.3		100.4	104.1		88.3	89.8		123.9	128.1	
11	November	113.0	116.9		99.1	100.9		89.1	91.0		123.6	128.0	
12	December	113.5	118.0		100.0	99.6		90.2	94.7		123.3	129.2	
AI	Annual Index	113.0	116.6		99.8	104.0		89.2	90.2		123.8	126.0	
INDEX OF PHYSICAL VOLUME													
1	January	161.6	180.9	150.4	133.9	153.3	145.3	135.9	133.2	116.7	227.1	258.3	209.5
2	February	161.2	168.4	138.6	138.3	135.9	131.6	134.8	134.4	106.4	254.3	247.6	207.6
3	March	183.6	182.3	163.1	139.5	141.7	148.9	134.4	139.4	127.9	249.1	251.3	257.3
4	April	210.9	207.5	172.7r	156.2	169.5	176.8r	147.4	150.2	134.7	252.1	265.9	215.3
5	May	219.3	215.4	188.1	189.7	196.9	203.1	148.9	139.7	134.5	266.4	255.7	226.9
6	June	195.2	176.8		170.8	156.3		116.6	119.0		246.6	210.7	
7	July	194.0	187.6		168.5	163.4		119.8	119.5		262.7	230.4	
8	August	189.4	183.7		160.2	164.4		138.0	129.7		259.5	274.5	
9	September	175.2	171.6		151.7	169.2		112.8	114.3		253.3	234.9	
10	October	217.5	185.3		212.1	207.8		141.6	130.2		288.2	255.7	
11	November	209.1	174.8		213.6	189.3		153.0	124.7		265.1	233.0	
12	December	159.5	151.1		162.0	175.5		105.8	108.9		202.7	222.0	
AI	Annual Index	190.0	182.2		167.5	168.3		133.2	129.3		252.2	244.9	

r - revised

## MONTHLY INDEX NUMBERS OF DECLARED VALUES, PRICES AND PHYSICAL VOLUME OF IMPORTS FOR CONSUMPTION, BY GROUPS

Interim base, 1948 = 100

Iron and Steel and their Products			Non-Ferrous Metals and their Products			Non-Metallic Minerals and their Products			Chemicals and Fertilizers			Miscellaneous Products			
1956	1957	1958	1956	1957	1958	1956	1957	1958	1956	1957	1958	1956	1957	1958	
INDEX OF DECLARED VALUES															
229.7	289.2	223.4	269.9	321.4	259.5	112.1	113.2	101.1	212.5	223.7	210.1	341.9	329.8	358.8	1
234.2	269.8	203.6	274.7	275.2	249.7	97.3	101.9	94.5	224.6	250.7	195.9	338.4	332.9	313.4	2
311.7	301.3	253.0	297.5	308.9	279.7	92.0	104.3	90.4	232.6	242.9	238.1	395.0	404.5	385.7	3
356.4	353.8	268.1	332.6	320.8	281.2	113.7	119.5	87.7	282.4	279.4	263.3	458.0	451.3	424.5	4
346.9	346.4	274.7	350.8	346.6	314.6	133.5	140.2	116.2	288.9	285.2	284.4	446.6	452.3	438.9	5
303.5	272.1		330.2	291.4		132.6	128.2		246.3	229.7		378.8	376.0		6
284.4	282.1		336.2	322.5		133.5	145.3		251.7	224.4		404.4	402.7		7
246.9	246.7		338.6	306.9		158.8	144.4		227.2	252.8		412.8	453.2		8
243.2	224.3		315.0	342.2		132.3	134.5		213.4	251.6		362.7	408.6		9
310.5	233.8		392.2	342.0		150.5	154.2		267.2	266.3		436.2	407.1		10
300.0	229.8		359.8	339.7		145.1	139.5		262.5	246.5		381.1	365.5		11
235.7	202.7		263.9	283.9		111.8	109.9		197.0	212.0		296.8	327.1		12
283.6	271.0		321.8	316.8		126.1	127.9		242.2	247.1		387.7	392.6		AI
INDEX OF PRICES															
132.0	136.5	145.2	131.9	134.5	136.3	101.6	104.8	108.9	112.2	110.8	112.6	128.8	115.4	110.1	1
132.9	136.8	144.7	132.2	135.6	135.9	101.3	108.8	107.8	112.3	110.9	113.4	127.7	116.5	109.7	2
133.4	136.9	144.4	132.5	135.4	135.2	103.8	110.6	108.0	112.7	111.0	112.4	126.8	117.3	109.2	3
133.3	137.4	143.1	132.6	136.0	136.0r	103.4	112.2	109.0r	112.8	111.6	111.5	123.0	112.6	108.0	4
133.1	136.9	142.3	133.5	135.1	134.3	102.3	109.2	108.4	112.1	110.7	110.9	118.9	112.1	106.2	5
132.8	136.5		134.0	135.2		102.2	108.8		111.7	110.1		117.6	112.7		6
132.7	136.3		132.4	134.8		100.4	107.6		111.4	109.5		113.6	112.0		7
132.8	136.4		132.4	133.9		101.4	106.7		111.1	110.4		111.7	112.0		8
132.4	139.2		131.8	133.9		101.0	108.7		111.3	111.4		112.8	112.4		9
134.1	140.6		132.6	133.7		101.3	108.7		110.8	111.6		114.5	112.3		10
134.3	140.6		134.1	133.8		102.4	108.4		109.9	111.5		113.9	112.1		11
134.9	143.4		134.2	135.2		102.6	108.1		110.8	111.2		112.8	111.4		12
133.2	138.1		132.8	134.4		102.0	108.5		111.7	110.9		118.3	113.2		AI
INDEX OF PHYSICAL VOLUME															
174.0	211.9	153.9	204.6	239.0	190.4	110.3	108.0	92.8	189.4	201.9	186.6	265.5	285.8	325.9	1
176.2	197.2	140.7	207.8	202.9	183.7	96.1	93.7	87.7	200.0	226.1	172.8	265.0	285.8	285.7	2
233.7	220.1	175.2	224.5	228.1	206.9	88.6	94.3	83.7	206.4	218.8	211.8	311.5	344.8	353.2	3
267.4	257.5	187.4	250.8	235.9	206.8r	110.0	106.5	80.5r	250.4	250.4	236.1	372.4	400.8	393.1	4
260.6	253.0	193.0	262.8	256.6	234.3	130.5	128.4	107.2	257.7	257.6	256.4	375.6	403.5	413.3	5
228.5	199.3		246.4	215.5		129.7	117.8		220.5	208.6		322.1	333.6		6
214.3	207.0		253.9	239.2		133.0	135.0		225.9	204.9		356.0	359.6		7
185.9	180.9		255.7	229.2		156.6	135.3		204.5	229.0		369.6	404.6		8
183.7	161.1		239.0	255.6		131.0	123.7		191.7	225.9		321.5	363.5		9
231.5	166.3		295.8	255.8		148.6	141.9		241.2	238.6		381.0	362.5		10
223.4	163.4		268.3	253.9		141.7	128.7		238.9	221.1		334.6	326.0		11
174.7	141.4		196.6	210.0		109.0	101.7		177.8	190.6		263.1	293.6		12
212.9	196.2		242.3	235.7		123.6	117.9		216.8	222.8		327.7	346.8		AI





TRADE OF CANADA

**IMPORTS**

JUNE, 1958

AND

SIX MONTHS ENDED JUNE, 1958

DOMINION BUREAU OF STATISTICS

International Trade Division

External Trade Section



## IMPORTS INTO CANADA FOR CONSUMPTION

Changes affecting Previous Reports  
 Cumulative Totals adjusted in June Report

1958  
 Import  
 List No. 6

MONTH OF JANUARY, 1958

Class Number		
2289 - Add to Belgium and Luxembourg	19,489 lb.	-

Month of February, 1958

Class Number		
5182 - Deduct from France	409 cwt.	\$ 3,645
5188 - Add to France	409 cwt.	\$ 3,645
5206 - Deduct from United States	82 cwt.	\$ 3,400
5207 - Add to United States	82 cwt.	\$ 3,400

Month of March, 1958

Class Number		
5161 - Deduct from United States	1,214 cwt.	\$ 9,787
5163 - Add to United States	1,214 cwt.	\$ 9,787
5186 - Deduct from United States	1,461 cwt.	\$ 8,324
5188 - Add to United States	1,461 cwt.	\$ 8,324
7185 - Deduct from United States	73,999 gal.	\$19,355
7166 - Add to United States	51,922 gal.	\$12,196
7167 - Add to United States	22,077 gal.	\$ 7,159
8399 - Deduct from United States	4,000 lb.	\$ 1,312
8400 - Add to United States	4,000 lb.	\$ 1,312

Month of April, 1958

Class Number		
7185 - Deduct from United States	155,413 gal.	\$41,239
7166 - Add to United States	86,215 gal.	\$19,577
7167 - Add to United States	69,198 gal.	\$21,662

Month of May, 1958

Class Number		
2013 - Deduct from United States	2,100 no.	\$ 582
2044 - Add to United States	-	\$ 582
5123 - Deduct from United States	2,468 cwt.	\$27,689
5714 - Add to United States	-	\$27,689
5185 - Deduct from United States	3,325 cwt.	\$14,639
5188 - Add to United States	3,325 cwt.	\$14,639
7174 - Deduct from United Kingdom	13,601 gal.	\$ 6,800
7027 - Add to United Kingdom	-	\$ 6,800
7185 - Deduct from United States	168,278 gal.	\$42,675
7166 - Add to United States	116,382 gal.	\$26,513
7167 - Add to United States	51,896 gal.	\$16,162





DOMINION BUREAU OF STATISTICS

International Trade Division

External Trade Section

TRADE OF CANADA

**IMPORTS**

JUNE, 1958

AND


SIX MONTHS ENDED JUNE 1958

*Published by Authority of*  
The Honourable Gordon Churchill, Minister of Trade and Commerce

7502-505—68

Price \$5 a year  
Single copies 50 cents

Vol. 15, No. 6



## TABLE OF CONTENTS

	Page
EXPLANATORY NOTES .....	2
KEY TO ABBREVIATIONS OF COUNTRIES.....	3
 SUMMARY TABLES:	
Imports into Canada for Consumption, by Countries .....	4
Imports into Canada for Consumption, by Main Groups .....	6
 DETAILED TABLES:	
Imports for Consumption, by Articles and Countries:	
Agricultural and Vegetable Products (except Chemicals, Fibres and Wood):	Class Number
A - Mainly Food.....	1 to 390
B - Other than Food .....	1501 to 1846
Animals and Animal Products (except Chemicals and Fibres).....	2012 to 2348
Fibres, Textiles and Textile Products .....	3001 to 3576
Wood, Wood Products and Paper .....	4002 to 4311
Iron and Its Products .....	5001 to 5738
Non-Ferrous Metals and Their Products (except Gold).....	6001 to 6260
Non-Metallic Minerals and Their Products (except Chemicals).....	7001 to 7304
Chemicals and Allied Products .....	8001 to 8950
Miscellaneous Commodities .....	9000 to 9275

VALUE AND VOLUME at end of report

## EXPLANATORY NOTES

1. **Source of Data.** Statistics of imports are based upon the declarations of importers (import entries) as subsequently checked by customs officials.
2. **Valuation.** The value of goods imported is the value as determined for customs duty purposes. In most cases this corresponds to the value shown on the invoice accompanying the goods, converted to Canadian dollars at authorized exchange rates (usually the commercial rate prevailing on the date at which the goods were actually despatched to Canada), and excluding such charges as freight, insurance, handling and taxes. In effect, therefore, import values are taken f.o.b. point of shipment in the country of export.
3. **Units of Quantity.** Weight, where shown, is the net weight of the goods, excluding the weight of such packing as is required for shipment, except in certain special cases otherwise defined in the Customs Tariff. The expression "ton" means 2,000 pounds, and "cwt." 100 pounds, avoirdupois. Where other units of quantity are used, Imperial standards apply.

In this report are items such as "engines, gas, n.o.p., and parts" which show a quantity in "number" as well as value. In these items the "number" refers only to the number of substantially complete articles imported, while the value includes also the value of any parts of the article imported. For such items the average value per unit cannot be ascertained.

4. **Coverage.** Statistics of imports include all goods which enter Canada and are cleared by customs officials for domestic sale or use. The series, therefore, includes goods which are cleared by customs immediately on entry into the country, and goods cleared out of customs warehouses; but excludes goods placed in customs warehouses on entering the country. The technical phrase "Imports entered for consumption" which is sometimes used to describe Canadian import statistics does not imply that all imports will actually be consumed in Canada, but only that they are free to be so consumed without further customs formalities.
5. **Exclusions.** Import statistics exclude gold, but include gold products where the value of the gold content is less than 80% of the value of the article. A small amount of gold scrap in the form of jewellers' sweepings is also included. Some goods for the use of United States forces stationed at treaty bases in Canada are excluded, as are ships of British construction and registry imported for use in Canada, ships purchased for use in foreign trade, bunker supplies and ships' stores purchased by Canadian vessels abroad, temporary imports for exhibition or competition, and Canadian-owned military equipment returned to Canada.
6. **Countries Credited.** Imports are usually credited to the country from which the goods were consigned to Canada. The country of consignment is the country from which goods have come to Canada without interruption of transit except in the course of transfer from one means of conveyance to another.

An exception to this rule is made in the case of imports of goods originating in Central or South America (including the Antilles and Bermuda) which are consigned to Canada from the United States. This class of imports is credited to the country in which the goods originated.

7. **Time Periods.** Import statistics for any month include all goods declared on import entries received at the Bureau of Statistics during the calendar month in question.
8. **Abbreviations.** Many descriptions of countries and articles used in this report are abbreviated or incomplete because of mechanical limitations. A key to abbreviations of countries appears in this report, and full descriptions of all articles appear in Volume III of the annual report "Trade of Canada". The letters "N.O.P." mean "not otherwise provided for".
9. **Revisions.** All statistics in this report are subject to revision. Revisions to previous reports are published on the coloured pages at the beginning of each monthly report.

## KEY TO ABBREVIATIONS OF COUNTRIES

Note:— The classification of Countries with a statement of the territorial limits used for statistical purposes will be found in Volume I of the Annual Report of the Trade of Canada.

Aden .....	Aden	Ireland .....	Ireland
Afghan .....	Afghanistan	Israel .....	Israel
Alaska .....	Alaska	Ital Afr.....	Italian Africa
Albania .....	Albania	Italy .....	Italy
Virgin Is.....	American Virgin Islands	Jamaica .....	Jamaica
Arabia .....	Arabia	Japan .....	Japan
Argentina .....	Argentina	Jordan .....	Jordan
Australia .....	Australia	Korea .....	Korea
Austria .....	Austria	Latvia .....	Latvia
Azores .....	Azores and Madeira	Lebanon.....	Lebanon
Bahamas .....	Bahamas	Leew Wind.....	Leeward and Windward Islands
Barbados .....	Barbados	Liberia .....	Liberia
Bel Congo .....	Belgian Congo	Libya .....	Libya
Belgium .....	Belgium and Luxembourg	Lithuania.....	Lithuania
Bermuda .....	Bermuda	Madagascar.....	Madagascar
Bolivia .....	Bolivia	Malaya .....	Malaya and Singapore
Brazil .....	Brazil	Malta .....	Malta
B E Afr.....	British East Africa	Mauritius .....	Mauritius and Seychelles
B Guiana .....	British Guiana	Mexico .....	Mexico
B Hond .....	British Honduras	Morocco.....	Morocco
Bulgaria .....	Bulgaria	Nethrlnds.....	Netherlands
Burma .....	Burma	Neth Ant .....	Netherlands Antilles
Canary Is.....	Canary Islands	New Zeal .....	New Zealand
Ceylon .....	Ceylon	Nicaragua .....	Nicaragua
Chile .....	Chile	Nigeria .....	Nigeria
China .....	China, except Taiwan	Norway .....	Norway
Colombia .....	Colombia	B E I Other.....	Other British East Indies
C Rica .....	Costa Rica	B Oceania .....	Other British Oceania
Cuba .....	Cuba	B S A Other.....	Other British South Africa
Czecho S .....	Czechoslovakia	B W A Other.....	Other British West Africa
Denmark .....	Denmark	Pakistan .....	Pakistan
Dom Rep.....	Dominican Republic	Panama .....	Panama
Ecuador .....	Ecuador	Paraguay .....	Paraguay
Egypt .....	Egypt	Peru .....	Peru
El Salvd.....	El Salvador	Phil .....	Philippines
Estonia .....	Estonia	Poland .....	Poland
Ethiopia .....	Ethiopia	Portugal.....	Portugal
Falkland.....	Falkland Islands	Port E Af .....	Portuguese East Africa
Finland .....	Finland	Port W Af .....	Portuguese West Africa
Fiji .....	Fiji	Port Asia.....	Portuguese Asia
France .....	France	P Rico .....	Puerto Rico
Fr Africa .....	French Africa	Rhod Nyas.....	Rhodesia and Nyasaland
Fr Guiana .....	French Guiana	Roumania.....	Roumania
Fr Oceana .....	French Oceania	U S S R .....	U.S.S.R. (Russia)
Fr W Ind .....	French West Indies	S Leone .....	Sierra Leone
Gambia .....	Gambia	Spain .....	Spain
Germany E.....	Germany, Eastern	Span Afr.....	Spanish Africa
Germany W.....	Germany, Federal Republic of	St. Pierre.....	St. Pierre and Miquelon
Gibraltar.....	Gibraltar	Sudan .....	Sudan
Ghana .....	Ghana	Surinam .....	Surinam
Greece .....	Greece	Sweden.....	Sweden
Greenland.....	Greenland	Switzrlnd.....	Switzerland
Guatemala.....	Guatemala	Syria .....	Syria
Haiti .....	Haiti (Republic of)	Taiwan.....	Taiwan (Formosa)
Hawaii .....	Hawaii	Thailand .....	Thailand (Siam)
Honduras .....	Honduras	Trinidad.....	Trinidad and Tobago
Hong Kong.....	Hong Kong	Turkey .....	Turkey
Hungary .....	Hungary	Un So Afr.....	Union of South Africa
Iceland .....	Iceland	U Kingdom.....	United Kingdom
India .....	India	U States.....	United States
IndoChina.....	Indo-China	U S Ocea.....	United States Oceania
Indonesia.....	Indonesia	Uruguay .....	Uruguay
Iran .....	Iran	Venezuela.....	Venezuela
Iraq .....	Iraq	Yugo Slav.....	Yugoslavia

## IMPORTS INTO CANADA FOR CONSUMPTION, BY COUNTRIES (EXCLUDING GOLD)

Countries	Month of June		Six Months ended June	
	1957	1958	1957	1958
<b>Commonwealth Countries</b>	\$	\$	\$	\$
United Kingdom .....	43,277,340	43,808,792	260,052,246	266,505,094
Aden .....	22,086	2,543	37,001	39,251
British East Africa .....	466,055	312,036	3,120,563	3,005,854
Mauritius and Seychelles .....	-	-	2,164,538	1,148,400
Rhodesia and Nyasaland .....	75,755	227,037	527,996	723,464
Union of South Africa .....	584,966	618,478	3,329,392	2,212,407
Other British South Africa .....	1,176	743	1,532	1,782
Gambia .....	-	-	-	-
Ghana .....	2,639	177,263	3,046,621	1,838,493
Nigeria .....	-	55,507	1,061,163	1,246,267
Sierra Leone .....	926	-	5,339	598
Other British West Africa .....	-	750	190	915
Ceylon .....	1,059,409	608,606	7,731,223	6,112,723
India .....	3,179,730	2,163,595	15,773,003	13,441,308
Malaya and Singapore .....	1,264,644	1,773,057	14,122,367	8,886,864
Pakistan .....	74,931	63,727	301,619	292,488
Other British East Indies .....	2,815	735	42,127	28,797
Bermuda .....	9,960	10,688	99,403	139,644
British Guiana .....	2,646,762	2,245,869	8,016,586	6,645,800
British Honduras .....	37,161	5,665	154,200	77,765
Bahamas .....	3,262	34,254	46,953	132,480
West Indies Federation .....	7,733,445	7,140,222	31,627,459	27,098,779
Barbados .....	( 459,845 )	( 931,789 )	( 2,808,494 )	( 2,162,844 )
Jamaica .....	( 5,713,404 )	( 3,719,953 )	( 20,431,708 )	( 18,769,450 )
Leeward and Windward Islands .....	( 428,065 )	( 74,802 )	( 1,888,167 )	( 1,333,508 )
Trinidad and Tobago .....	( 1,132,131 )	( 2,413,678 )	( 6,499,090 )	( 4,832,977 )
Falkland Islands .....	-	-	75	1,548
Gibraltar .....	-	-	6,251	700
Hong Kong .....	576,256	676,566	3,461,399	4,283,214
Malta .....	9,817	5,997	35,176	35,457
Australia .....	1,049,773	2,493,323	8,010,620	12,578,860
Fiji .....	760	-	1,713,824	2,468,275
New Zealand .....	402,419	2,347,654	6,247,119	6,611,169
Other British Oceania .....	-	-	-	160,060
<b>Total Commonwealth Countries</b> .....	<b>62,482,087</b>	<b>64,773,107</b>	<b>370,735,985</b>	<b>365,718,456</b>
<b>Foreign Countries</b>				
Afghanistan .....	-	-	-	-
Albania .....	-	-	-	-
Arabia .....	3,358,285	5,682,443	5,241,960	29,237,537
Argentina .....	254,959	329,963	2,002,584	2,196,095
Austria .....	315,631	393,396	2,055,209	2,258,314
Belgium and Luxembourg .....	5,185,039	2,380,773	23,821,533	13,488,710
Belgian Congo .....	361,404	41,385	1,475,456	269,846
Bolivia .....	-	1,348	32,041	69,586
Brazil .....	2,694,152	2,284,945	16,001,856	12,939,088
Bulgaria .....	-	-	1	1,978
Burma .....	224	1,620	384	2,198
Chile .....	180,355	38,436	1,410,575	661,656
China (except Taiwan) .....	286,464	249,173	3,609,329	2,807,509
Taiwan .....	6,432	1,657	55,427	46,489
Colombia .....	1,531,936	1,407,040	9,260,374	8,390,453
Costa Rica .....	728,871	607,051	3,951,618	3,078,832
Cuba .....	2,217,070	2,081,373	6,460,898	5,583,264
Czechoslovakia .....	314,324	462,108	2,589,561	2,169,278
Denmark .....	558,736	553,592	3,162,797	3,517,046
Greenland .....	1,508	-	5,154	1,271
Dominican Republic .....	39,862	301,263	416,748	1,905,141
Ecuador .....	577,064	314,619	1,641,456	1,732,916
Egypt .....	45,782	3,238	110,389	162,312
El Salvador .....	183,132	197,786	584,397	659,087
Estonia .....	24	-	2,022	36
Ethiopia .....	16,522	10,654	27,989	17,624
Finland .....	34,352	38,749	202,764	249,260
France .....	3,234,541	2,576,096	16,981,435	14,719,904
French Africa .....	40,411	283,618	857,528	701,686
Indo-China .....	304	-	1,346	2,336
French Guiana .....	-	-	-	-
French Oceania .....	-	-	-	120
French West Indies .....	-	-	-	-
Madagascar .....	-	12,929	10,658	22,635
St. Pierre and Miquelon .....	4,724	3,406	30,622	8,131

Countries	Month of June		Six Months ended June	
	1957	1958	1957	1958
	\$	\$	\$	\$
<b>Foreign Countries - Concluded</b>				
Germany, Federal Republic of .....	7,016,419	8,504,118	45,410,369	46,215,163
Germany, Eastern .....	58,662	61,676	261,993	351,365
Greece .....	22,423	23,478	194,921	156,583
Guatemala .....	109,136	301,337	2,379,792	1,695,845
Haiti .....	168,700	83,699	624,934	775,053
Honduras .....	733,490	689,411	3,234,150	2,808,247
Hungary .....	17,550	17,872	240,446	286,198
Iceland .....	91	1,314	6,160	7,713
Iran .....	14,988	16,853	210,567	426,740
Iraq .....	-	12	99,152	970,609
Ireland .....	105,031	180,464	317,607	572,194
Israel .....	109,066	79,561	798,474	966,255
Italy .....	2,253,970	2,635,536	12,962,609	12,672,319
Italian Africa .....	-	-	-	585
Japan .....	3,856,894	5,444,132	29,558,193	29,791,247
Jordan .....	64	-	1,842	79
Korea .....	29,792	-	29,923	21,926
Latvia .....	20	-	170	115
Lebanon .....	8,000	438	13,667	20,923
Liberia .....	-	-	-	66
Libya .....	-	-	-	379
Lithuania .....	-	-	-	10
Mexico .....	1,535,872	1,677,608	9,437,761	17,352,268
Morocco .....	17,191	29,651	110,829	84,599
Netherlands .....	2,252,101	2,145,957	11,618,752	12,716,634
Indonesia .....	23,316	26,067	590,514	145,393
Surinam .....	247,654	191,601	1,652,069	1,238,692
Netherlands Antilles .....	4,092,319	2,632,681	13,467,676	14,732,693
Nicaragua .....	21,947	27,449	205,689	2,538,162
Norway .....	218,141	241,000	1,572,755	1,204,171
Panama .....	604,606	779,140	3,226,399	4,061,000
Paraguay .....	-	40,186	82,487	170,395
Peru .....	68,130	53,296	1,583,694	586,592
Philippines .....	625,596	277,858	2,662,310	1,628,873
Poland .....	47,562	91,043	452,039	407,320
Portugal .....	161,743	282,671	1,012,667	1,300,106
Azores and Madeira .....	8,596	15,940	58,751	74,945
Portuguese East Africa .....	17,230	-	17,330	10,761
Portuguese West Africa .....	-	-	-	1,976
Portuguese Asia .....	-	-	-	933
Roumania .....	-	2,048	182	3,249
Spain .....	1,002,961	835,102	2,880,351	2,993,535
Canary Islands .....	2,073	-	9,879	2,354
Spanish Africa .....	2,000	-	2,000	-
Sudan .....	12,704	9,140	12,704	28,211
Sweden .....	1,397,861	982,785	8,766,998	6,356,318
Switzerland .....	1,951,512	2,677,919	11,148,109	12,779,978
Syria .....	744	-	130,786	110,446
Thailand .....	8,428	54,947	389,277	263,530
Turkey .....	78,797	38,744	240,962	156,412
U.S.S.R. (Russia) .....	39,177	330,255	149,286	421,352
United States .....	319,373,505	312,524,742	2,136,019,033	1,816,680,395
Alaska .....	424,220	194,817	1,690,665	1,705,252
American Virgin Islands .....	-	-	5,175	155
Hawaii .....	162,390	355,518	1,739,841	2,172,649
Puerto Rico .....	90,373	148,124	428,037	498,235
United States Oceania .....	-	-	-	-
Uruguay .....	59,744	111,431	431,663	139,276
Venezuela .....	20,247,520	16,243,976	123,499,933	96,668,551
Yugoslavia .....	11,357	218,823	192,886	400,939
<b>Total Foreign Countries .....</b>	<b>391,483,774</b>	<b>381,539,081</b>	<b>2,533,838,569</b>	<b>2,204,276,302</b>
<b>GRAND TOTAL .....</b>	<b>453,965,861</b>	<b>446,312,188</b>	<b>2,904,574,554</b>	<b>2,569,994,758</b>

**IMPORTS INTO CANADA FOR CONSUMPTION FROM ALL COUNTRIES, FROM THE UNITED KINGDOM  
AND FROM THE UNITED STATES, BY MAIN GROUPS (EXCLUDING GOLD)**

Main Groups	Month of June		Six Months ended June	
	1957	1958	1957	1958
	\$	\$	\$	\$
<b>ALL COUNTRIES</b>				
Agricultural and Vegetable Products (except Chemicals, Fibres and Wood) .....	52,885,343	55,352,379	310,108,281	305,182,338
Animals and Animal Products (except Chemicals and Fibres) .....	8,585,675	10,784,539	62,898,471	62,844,638
Fibres, Textiles and Textile Products .....	31,125,257	31,083,935	216,120,813	197,225,470
Wood, Wood Products and Paper .....	16,136,783	20,042,343	112,912,082	114,931,117
Iron and Its Products .....	178,205,021	163,107,491	1,199,486,546	962,548,285
Non-Ferrous Metals and Their Products .....	37,340,422	40,035,768	238,719,579	217,050,581
Non-Metallic Minerals and Their Products (except Chemicals) .....	65,024,408	56,976,754	357,544,963	304,939,169
Chemicals and Allied Products .....	22,644,229	26,396,366	150,841,818	145,152,418
Miscellaneous Commodities .....	42,018,723	42,532,613	255,942,001	260,120,742
Total .....	453,965,861	446,312,188	2,904,574,554	2,569,994,758
<b>UNITED KINGDOM</b>				
Agricultural and Vegetable Products (except Chemicals, Fibres and Wood) .....	1,871,886	2,525,899	11,941,484	15,696,979
Animals and Animal Products (except Chemicals and Fibres) .....	1,115,432	1,235,471	7,412,777	8,072,182
Fibres, Textiles and Textile Products .....	8,680,781	7,269,563	54,816,503	42,950,203
Wood, Wood Products and Paper .....	475,135	520,930	2,877,654	3,387,703
Iron and Its Products .....	16,560,624	17,574,527	99,169,922	106,806,220
Non-Ferrous Metals and Their Products .....	4,641,516	6,645,656	30,750,624	34,330,788
Non-Metallic Minerals and Their Products (except Chemicals) .....	2,192,123	2,480,615	13,861,770	13,882,590
Chemicals and Allied Products .....	1,741,841	1,931,121	11,041,583	10,234,550
Miscellaneous Commodities .....	5,998,002	3,625,010	28,179,929	31,143,879
Total .....	43,277,340	43,808,792	260,052,246	266,505,094
<b>UNITED STATES</b>				
Agricultural and Vegetable Products (except Chemicals, Fibres and Wood) .....	26,906,852	29,509,562	161,308,277	156,294,392
Animals and Animal Products (except Chemicals and Fibres) .....	5,792,723	5,593,747	40,267,303	36,453,975
Fibres, Textiles and Textile Products .....	14,956,732	15,959,059	114,530,230	106,116,777
Wood, Wood Products and Paper .....	14,250,098	17,891,245	102,293,707	102,591,864
Iron and Its Products .....	149,658,604	135,875,752	1,028,428,391	804,537,216
Non-Ferrous Metals and Their Products .....	24,904,851	24,701,837	168,941,534	145,544,601
Non-Metallic Minerals and Their Products (except Chemicals) .....	32,233,572	25,775,923	184,905,354	134,581,819
Chemicals and Allied Products .....	19,846,720	23,006,371	132,328,656	126,865,449
Miscellaneous Commodities .....	30,823,353	34,211,246	203,015,581	203,694,302
Total .....	319,373,505	312,524,742	2,136,019,033	1,816,680,395



IMPORTS INTO CANADA FOR CONSUMPTION

Articles and Countries from which Imported	MONTH OF JUNE 1958		SIX MONTHS ENDED JUNE 1958		Class Number	
	Quantities	Values (\$)	Quantities	Values (\$)		
<u>GROUP 1</u>						
<u>AGRICULTURAL PRODUCTS</u>						
<u>A MAINLY FOOD</u>						
APPLES FRESH	236 NEW ZEAL 381 ALASKA 400 U STATES	LB	1543536 5000 33650841	109811 449 1817441	1	
APRICOTS QUINCES FRESH	312 CHILE 400 U STATES	LB	51229 171034	9474 25365	2	
BANANAS	222 B HOND 314 COLOMBIA 315 C RICA 316 CUBA 320 DOM REP 321 ECUADOR 337 GUATEMALA 339 HONDURAS 361 PANAMA 381 ALASKA 400 U STATES	CWT 250 54642	3187 451659	1014 1980 309590 22 5004 256814 122063 419948 579552 23 61	11995 11533 2479311 268 31891 1503913 797010 2709091 4011716 344 576	3
CHERRIES FRESH	304 ARGENTINA 312 CHILE 400 U STATES	LB	720 1885 1010623	279 828 326387	4	
CRANBERRIES FRESH	400 U STATES	LB	91572	16281	5	
GRAPEFRUIT FRESH	100 U KINGDDM 231 HONG KONG 400 U STATES	LB	75428 5084 68232788	4324 424 3304349	6	
GRAPES FRESH	207 UN SO AFR 304 ARGENTINA 312 CHILE 381 ALASKA 400 U STATES	LB	193368 4590 964853 2432	23163 1499 192363 397	7	
GUAVAS MANGOES PLANTAINS FRESH	352 MEXICO 400 U STATES		16115027 17280270	1648277 1865699	8	
LEMONS FRESH	400 U STATES	LB	176697 15297240	1051377 1051377	9	
LIMES FRESH	316 CUBA 352 MEXICO 400 U STATES	LB	1800 664 640 60280	664 160 12378 13202	10	
MUSKMELONS CANTALOUPE FRESH	227 BAHAMAS 304 ARGENTINA 312 CHILE 316 CUBA 352 MEXICO 400 U STATES	LB	27590 863 27590 7050 491517 3600 3156369	863 624 37718 176 222101	11	
MELONS FRESH N O P	316 CUBA 352 MEXICO 400 U STATES	NO	24 363308 864084	53 189556 347995	12	
ORANGES MANDARINES FRESH	100 U KINGDOM 231 HONG KONG 344 ITALY 352 MEXICO 360 ISRAEL 372 SPAIN 381 ALASKA 393 TAIWAN 400 U STATES	CU FT 590	2308 3001 42 1800 961896 117008 36374 100 5762	8525 140 2989 1934490 277102 62174 472 25603	13	
PEACHES FRESH	312 CHILE 400 U STATES	LB	31060 2316488 2347548	6758 200657 207415	14	
PEARS FRESH	304 ARGENTINA 312 CHILE	LB	128490 17837 124	27047 194	15	

## IMPORTS INTO CANADA FOR CONSUMPTION

Articles and Countries from which Imported	MONTH OF JUNE 1958		SIX MONTHS ENDED JUNE 1958		Class Number
	Quantities	Values (\$)	Quantities	Values (\$)	
400 U STATES	505081	40413	6474809	488890	
PINEAPPLES FRESH	634571	58374	6676795	516131	16
316 CUBA	1443195	81036	8120476	442543	
352 MEXICO	90758	4545	93008	4723	
383 HAWAII	48140	3470	612575	36850	
384 PRICO	15563	1334	147753	9892	
400 U STATES	35155	2223	123197	8050	
PLUMS OR PRUNES FRESH	1632811	92608	9097009	502058	17
304 ARGENTINA			9280	1601	
312 CHILE			74365	17370	
400 U STATES	4081960	452257	4110604	457419	
BERRIES FRESH N O P	4081960	452257	4194249	476390	
400 U STATES	197622	38345	211779	41246	18
STRAWBERRIES FRESH	197622	38345	211779	41246	
400 U STATES	7730942	1207410	11777959	2010619	19
FRESH FRUITS N O P	7730942	1207410	11777959	2010619	
383 HAWAII		79		1735	20
400 U STATES		18905		104128	
APPLES ORIEO		18984		105863	
400 U STATES	7694	2034	109905	28148	31
APRICOTS NECTARINES ORIED	7694	2034	109905	28148	
234 AUSTRALIA	10000	3809	10000	3809	32
372 SPAIN			12125	3493	
400 U STATES	75928	28484	365106	164706	
BANANAS ORIEO	65928	32293	387231	172008	
400 U STATES			3700	3769	33
CURRENTS ORIEO			3700	3769	
234 AUSTRALIA	611360	104196	1036680	172838	34
400 U STATES	520	96	11575	2113	
DATES	611880	104292	1048255	174951	
100 U KINGDOM	77605	6618	112605	9292	36
231 HONG KONG			2876	634	
313 CHINA	1200	148	1200	148	
342 IRAN	3640	218	3990054	270747	
343 IRAQ			5727270	348089	
400 U STATES	18475	2559	612384	99266	
FIGS DRIED AND FIG PASTE	100920	9543	10446389	728176	
336 GREECE			1000	104	37
400 U STATES	48650	11415	822742	140262	
PEACHES DRIEO	48650	11415	823742	140366	
234 AUSTRALIA	7525	1029	7525	1029	38
400 U STATES	16023	3908	896229	24739	
PRUNES OR PLUMS ORIED UNPITTED	23548	4937	97154	25768	
231 HONG KONG	553	70	553	70	39
400 U STATES	939984	156430	7488220	1243658	
PEARS ORIEO	940537	156500	7488773	1243728	
400 U STATES	4540	1349	24934	7903	40
RAISINS	4540	1349	24934	7903	
207 UN SO AFR	750	126	13150	2389	41
234 AUSTRALIA	3203877	576517	6039057	1049954	
400 U STATES	877106	175229	6620062	1281716	
FRUITS DRIED N O P	4081733	751872	12672269	2334059	
231 HONG KONG	805	384	11512	5361	42
400 U STATES	31371	9518	251928	81365	
RASPBERRIES FROZEN 1LB OR LESS	32176	9902	263440	86726	
400 U STATES			129056	39422	43
RASPBERRIES FROZEN OVER 1 LB			129056	39422	
400 U STATES	5600	1314	120763	29347	44
STRAWBERRIES FROZN 1LB OR LESS	5600	1314	120763	29347	
400 U STATES	157883	36003	2082472	449207	45
STRAWBERRIES FROZEN OVER 1 LB	157883	36003	2082472	449207	
352 MEXICO			784000	114261	46
354 NETHRLNDS			211595	41140	
400 U STATES	249340	44915	1768548	301968	
FRUITS N O P FROZN 1LB OR LESS	249340	44915	2764143	457369	
383 HAWAII			2400	760	47
400 U STATES	250	103	78273	19745	
FRUITS N O P FROZEN OVER 1 LB	250	103	80673	20505	
400 U STATES	95675	13702	673927	97773	48
APRICOTS CANNED	95675	13702	673927	97773	
100 U KINGDOM		673	9370	1718	49
207 UN SO AFR	3780	10837	340905	54046	
234 AUSTRALIA	34013	4391	172878	23388	

IMPORTS INTO CANADA FOR CONSUMPTION

Articles and Countries from which Imported	MONTH OF JUNE 1958		SIX MONTHS ENDED JUNE 1958		Class Number
	Quantities	Values (\$)	Quantities	Values (\$)	
372 SPAIN			5 500	610	
400 U STATES	152876	24201	1868859	248978	
PEACHES CANNED	256419	40102	2397512	328740	50
	LB				
234 AUSTRALIA	34953	4594	131915	18791	
400 U STATES	1115932	125899	10730324	1174182	
CHERRIES SULPHURED OR IN BRINE	1150885	130493	10862239	1192973	51
	LB				
344 ITALY	282976	44702	1911541	332478	
354 NETHRLNDS			17454	1680	
372 SPAIN			30008	3416	
400 U STATES			9701	2092	
OLIVES SULPHURED OR IN BRINE	282976	44702	1968704	339666	52
	LB				
304 ARGENTINA	3731	517	3731	517	
312 CHILE			12166	2250	
328 FR AFRICA			244167	30925	
336 GREECE	79100	11710	152117	26741	
344 ITALY	331285	29016	331285	29016	
353 MOROCCO	29934	4511	42767	7759	
366 PORTUGAL			882	140	
372 SPAIN	1076464	227676	4015421	872363	
400 U STATES	73635	17204	933658	206337	
LEMON ORANGE GRAPE FRUIT RINDS	1594149	290634	5736194	1176048	53
100 U KINGDOM				549	
231 HONG KONG		470		1879	
338 HAITI				1813	
344 ITALY		10317		41795	
372 SPAIN				236	
384 P RICO		873		16037	
400 U STATES		4428		27139	
MARMALADES CANNED		16088		89448	54
	LB				
100 U KINGDOM	214555	40428	1014137	191549	
207 UN SO AFR			2112	228	
224 JAMAICA			88560	7195	
375 SWEDEN			1087	540	
400 U STATES	5880	1276	24310	5349	
PEARS IN CANS	220435	41704	1130206	204861	55
	LB				
234 AUSTRALIA	25356	3317	58745	8056	
400 U STATES	157387	22689	1870220	270283	
PINEAPPLE IN CANS	182743	26006	1928965	278339	56
	LB				
207 UN SO AFR	84625	9808	253867	35937	
218 MALAYA	996539	99057	2876527	290730	
231 HONG KONG			600	64	
234 AUSTRALIA	295750	42408	729103	111875	
316 CUBA	22500	2027	22500	2027	
352 MEXICO	158875	14707	856711	81285	
364 PHIL	551250	39975	551250	39975	
383 HAWAII	1711385	230321	9157425	1250713	
393 TAIWAN			36000	2479	
400 U STATES	5855	1710	23707	7264	
FRUITS IN CANS N O P	3826779	440013	14507690	1822349	57
	LB				
100 U KINGDOM	464	75	7084	1894	
203 B E AFR	8100	1340	27000	4469	
231 HONG KONG	214	101	1054	296	
318 DENMARK	2024	750	2024	750	
320 DOM REP			22080	3689	
335 GERMANY W	156	55	500	156	
344 ITALY			26826	3358	
347 JAPAN	746905	83930	2659525	286707	
354 NETHRLNDS	3094	1079	81844	12327	
375 SWEDEN			4423	740	
381 ALASKA			150	54	
400 U STATES	434098	57104	2224025	296292	
CHERRIES FROZEN 1LB OR LESS	1195055	144434	5056535	610732	58
	LB				
CHERRIES FROZEN OVER 1LB					59
	LB				
400 U STATES	315970	42652	2292137	300735	
FRUITS NUTS PICKLED PRESERVED	315970	42652	2292137	300735	60
	GAL				
100 U KINGDOM	115	496	3015	12983	
215 INDIA	460	438	2001	3734	
223 BARBADOS	3680	1784	3680	1784	
231 HONG KONG	214	426	3315	9245	
316 CUBA	8200	5794	34493	25431	
318 DENMARK			441	1285	
327 FRANCE	335	903	885	2241	
336 GREECE			822	1532	
344 ITALY			23	188	
347 JAPAN	90	134	191	355	
353 MOROCCO	1497	2222	4290	5622	
354 NETHRLNDS	1194	1387	2647	3075	
400 U STATES	6357	8563	23660	44033	
FRUIT PULP N O P	22142	22147	79463	111508	61
	LB				
100 U KINGDOM	22219	1413	22219	1413	
218 MALAYA	4650	312	4650	312	
231 HONG KONG	4114	841	9064	1656	
234 AUSTRALIA	7840	1035	7840	1035	
316 CUBA	93150	7324	127287	11350	

## IMPORTS INTO CANADA FOR CONSUMPTION

Articles and Countries from which Imported	MONTH OF JUNE 1958		SIX MONTHS ENDED JUNE 1958		Class Number
	Quantities	Values (\$)	Quantities	Values (\$)	
320 DOM REP			20010	3123	
335 GERMANY W	87348	10339	101821	11796	
344 ITALY			11770	893	
352 MEXICO	49844	4448	297630	26846	
354 NETHRLNDS	57060	6486	233830	28020	
365 POLAND			11833	1441	
372 SPAIN	33069	3565	93599	9992	
383 HAWAII	76021	7720	309216	34028	
400 U STATES	127390	17663	570558	73545	
JELLIES JAMS	562705	61146	1821327	205450	
100 U KINGDOM	LB 195859	41896	1021666	222194	62
207 UN SO AFR			9120	1050	
224 JAMAICA	624	117	7824	1256	
306 BELGIUM			1207	329	
326 FINLAND			1151	541	
327 FRANCE			59	76	
335 GERMANY W	5481	1198	20651	4615	
344 ITALY			7408	2407	
354 NETHRLNDS			24140	4581	
359 NORWAY	992	239	1376	470	
375 SWEDEN	1260	330	2520	663	
376 SWITZRLND			4631	1721	
383 HAWAII			288	152	
389 IRELAND			6000	1190	
400 U STATES	25143	8220	203779	53110	
GRAPEFRUIT ORANGE LEMON PULP	229359	52000	1311820	294355	
224 JAMAICA	LB		54809	3563	63
328 FR AFRICA			22112	2441	
344 ITALY	12676	550	12676	550	
352 MEXICO			5906	530	
360 ISRAEL			8886	563	
372 SPAIN			66316	2933	
400 U STATES	2706	388	201676	18277	
MIXED FRUITS IN CANS	15382	938	372381	28857	
100 U KINGDOM	LB 900	97	2010	303	64
231 HONG KONG	300	110	600	163	
400 U STATES	2334122	327685	19117075	2621754	
ORANGE JUICE CONCENTRATED FROZ	2335322	327892	19119685	2622220	
400 U STATES	GAL 163782	765099	1056775	4419148	65
FRUIT JUICE NOP CONCENTRD FROZ	163782	765099	1056775	4419148	
383 HAWAII	GAL		6996	19283	66
400 U STATES	19086	59926	115248	341312	
LEMON JUICE CONCENTRATED FROZ	19086	59926	122244	360595	
400 U STATES	GAL 55494	106847	133201	257117	67
LEMON JUICE EXCEPT CONCENTRATD	55494	106847	133201	257117	
100 U KINGDOM	GAL 145	371	1862	7909	68
335 GERMANY W			47	364	
400 U STATES	11022	24492	53151	110535	
ORANGE JUICE EXCEPT CONCENTRTRD	11167	24863	55060	118808	
100 U KINGDOM	GAL 60	98	135	198	69
400 U STATES	660989	637730	4449480	3887257	
PECTIN	661049	637828	4449615	3887455	
100 U KINGDOM	LB 42075	1483	98026	3279	70
318 DENMARK			13300	13181	
400 U STATES	12210	15088	95192	134652	
LEMON JUICE CONCENTRATED FRESH	54285	16571	206518	151112	
344 ITALY	GAL		1080	5334	71
400 U STATES	7898	26159	47471	151424	
ORANGE JUICE CONCENTRATD FRESH	7898	26159	48551	156758	
352 MEXICO	GAL 2400	6944	6879	21186	72
400 U STATES	46434	157769	136118	457569	
GRAPE JUICE OVER 1 GALLON	48834	164713	142997	478755	
327 FRANCE	GAL		4235	8141	73
400 U STATES	624	2430	9154	28477	
LIME JUICE NOT REFINED	624	2430	13389	36618	
224 JAMAICA	GAL		1059	1031	74
228 LEEW WIND			11510	8964	
BLENDED FRUIT JUICES			12569	9995	
400 U STATES	GAL 317448	260353	1963610	1563773	76
FRUIT JUICE NOP EXCEPT CONCENT	317448	260353	1963610	1563773	
100 U KINGDOM	GAL 3129	4961	11507	18757	77
224 JAMAICA			212	208	
228 LEEW WIND			212	192	
327 FRANCE	403	735	784	1460	
335 GERMANY W	339	939	1563	2159	
354 NETHRLNDS	46	178	156	544	
359 NORWAY			72	221	
383 HAWAII	195	217	785	1246	
384 P RICO			338	657	
400 U STATES	23951	24836	136009	155760	
	28063	31866	151638	181204	

IMPORTS INTO CANADA FOR CONSUMPTION

Articles and Countries from which Imported	MONTH OF JUNE 1958		SIX MONTHS ENDED JUNE 1958		Class Number
	Quantities	Values (\$)	Quantities	Values (\$)	
GRAPEFRUIT JUICE EXCEPT CONCEN 225 TRINIDAD 400 U STATES	GAL 15000 346222	13000 272717	15000 1763505	13000 1271972	78
PINEAPPLE JUICE EXCEPT CONCENT 207 UN SO AFR 218 MALAYA 234 AUSTRALIA 352 MEXICO 383 HAWAII	GAL 1750 1005 4830 149324	1634 626 2746 96313	3925 1200 3555 5880 744684	2906 775 2530 3432 469444	79
FRUIT SYRUPS CONC JUICES N O P 100 U KINGDOM 234 AUSTRALIA 306 BELGIUM 326 FINLAND 327 FRANCE 335 GERMANY W 344 ITALY 354 NETHRLNDS 376 SWITZRLND 383 HAWAII 400 U STATES	GAL 1008 109 1247 437 29327	2172 246 5671 1600 94405	4978 374 38 292 840 1113 2758 1742 17 15326 118847	10909 5272 103 966 2849 3606 9298 6894 94 50225 412716	80
COCOANUTS 222 B HOND 228 LEEW WIND 316 CUBA 320 DOM REP 339 HONDURAS 384 P RICO 400 U STATES	NO 1000 750 42835 6454	102 76 3036 509	4500 5500 11400 4970 31625 418485 32404	469 550 955 415 2445 27121 2600	81
COCOANUT DESICCATED 217 CEYLON 364 PHIL 400 U STATES	LB 238250 223475 461725	26499 54903 81402	1443175 353250 1763050 3559475	146766 44545 424264 615575	83
COPRA NOT PREPARED 237 B OCEANIA 364 PHIL	LB 2240000 9133345		11373345	160060 753000 913060	84
ALMONDS NOT SHELLED 372 SPAIN	LB 231035 231035	38716 38716	383032 383032	67525 67525	91
BRAZIL NUTS NOT SHELLED 309 BRAZIL	LB 224000 224000	30240 30240	235001 235001	31640 31640	92
FILBERTS HAZEL NOT SHELLED 344 ITALY	LB 86524 86524	15932 15932	151324 151324	27790 27790	93
PEANUTS GREEN SHELLED OR NOT 100 U KINGDOM 207 UN SO AFR 309 BRAZIL 313 CHINA 333 MADAGASCAR 335 GERMANY W 352 MEXICO 354 NETHRLNDS 400 U STATES	LB 1242450 1434009 302848 333 2211857 824096 933503 6948763	144441 151645 31029 235698 89482 96883 749178	336101 1624590 1434009 7071933 55556 194207 10553617 4386817 9796123 35452953	40892 187870 151645 784807 6312 20943 1117818 497400 1034826 3842513	94
PECANS NOT SHELLED	LB				95
WALNUTS NOT SHELLED 313 CHINA 344 ITALY 400 U STATES	LB 480 480	209 209	62396 1250 150885 214531	9673 288 34196 44157	96
OTHER NUTS NOT SHELLED 215 INDIA 231 HONG KONG 400 U STATES	LB 1140 12527 13667	236 9092 9328	7500 6111 125856 139467	3090 945 61936 65971	97
ALMONDS SHELLED 100 U KINGDOM 231 HONG KONG 344 ITALY 366 PORTUGAL 372 SPAIN 400 U STATES	LB 3920 502924 1000 507844	2340 257193 747 260280	32340 612 23520 47687 1074789 87894 1266842	19141 552 10481 27723 521475 58539 637911	101
PEANUTS N O P 100 U KINGDOM 218 MALAYA 231 HONG KONG 313 CHINA 400 U STATES	LB 6144 6144	2646 2646	144 2880 64604 65840 78191 211659	67 974 12947 10591 17013 41592	102
WALNUTS SHELLED 100 U KINGDOM 215 INDIA 231 HONG KONG 313 CHINA 335 GERMANY W 342 IRAN	LB 76450 186285 6600	28264 70231 2673	36400 74040 303325 3736350 48203 342512	16711 27383 112604 1334988 12473 123964	103

## IMPORTS INTO CANADA FOR CONSUMPTION

Articles and Countries from which Imported	MONTH OF JUNE 1958		SIX MONTHS ENDED JUNE 1958		Class Number
	Quantities	Values (\$)	Quantities	Values (\$)	
344 ITALY	11023	5754	56055	28998	
400 U STATES	68177	41693	125046	73693	
OTHER NUTS SHELLED	348535	148615	4721931	1730814	104
100 U KINGDOM	LB		420	190	
231 HONG KONG	1535	369	5284	1040	
313 CHINA			10000	3059	
344 ITALY			3307	451	
347 JAPAN			83	93	
400 U STATES	21130	13631	93459	64133	
BRAZIL NUTS SHELLED	22665	14000	112553	68966	105
308 BOLIVIA	LB		55020	23111	
309 BRAZIL	111623	41201	198434	80600	
363 PERU			12804	5624	
CASHEW NUTS SHELLED	111623	41201	266258	109335	106
203 B E AFR	LB		16500	4006	
215 INDIA	16500	4006	16500	4006	
400 U STATES	325000	132420	1144750	477199	
PECANS SHELLED	6995	4419	107509	57033	107
400 U STATES	348495	140845	1268759	538238	
FILBERTS SHELLED	LB		56864	56620	108
100 U KINGDOM	56864	56620	418662	398533	
335 GERMANY W			54964	22835	
344 ITALY	21907	9992	87696	31975	
354 NETHRLNDS			226860	105576	
376 SWITZRLND			55125	15615	
379 TURKEY			56603	22333	
400 U STATES	4400	1707	60864	22627	
ASPARAGUS FRESH	4400	1707	110437	51431	111
400 U STATES	26307	11699	652549	272392	
BEANS GREEN FRESH	LB		364091	41755	112
231 HONG KONG	364091	41755	4221657	582368	
352 MEXICO	LB		200	52	
400 U STATES	200	52	46296	8255	
BEETS FRESH EXCEPT SUGAR BEETS	2491958	190943	5161357	460241	114
400 U STATES	2492158	190995	5207853	468548	
CABBAGE FRESH	LB		309875	11295	115
352 MEXICO	309875	11295	3197873	113070	
354 NETHRLNDS	27200	698	94100	2012	
381 ALASKA	1140	73	26400	1028	
400 U STATES	4935513	113881	63769956	1960095	
CARROTS FRESH	4963853	114652	63891596	1963208	116
400 U STATES	LB		11697375	365936	
CAULIFLOWER FRESH	11697375	365936	72990680	2440390	117
400 U STATES	LB		491556	39533	
CELERY FRESH	491556	39533	12576550	816575	118
400 U STATES	LB		10308512	612188	
CUCUMBERS FRESH	10308512	612188	63705379	3717682	119
316 CUBA	LB		178221	27715	
352 MEXICO	4880129	225720	55994	6583	
400 U STATES	4880129	225720	9528733	662109	
LETTUCE FRESH	4880129	225720	9762948	696407	120
400 U STATES	LB		10529401	447220	
MUSHROOMS TRUFFLES FRESH	10529401	447220	93926876	3664117	121
100 U KINGDOM	LB		110	60	
231 HONG KONG	110	78	1007	2865	
312 CHILE			238	286	
327 FRANCE			20902	7220	
335 GERMANY W			641	1069	
347 JAPAN	11015	20518	29504	53759	
400 U STATES	32697	12010	553929	162793	
ONIONS FRESH	43822	32606	606331	228052	122
100 U KINGDOM	LB		71736	1984	
234 AUSTRALIA	887616	20056	628296	24416	
312 CHILE	620368	22557	1827429	43381	
322 EGYPT	33069	669	4725119	178460	
344 ITALY	65000	3658	4952215	116120	
352 MEXICO	74235	1705	65000	3658	
354 NETHRLNDS			292940	10530	
372 SPAIN			17433	714	
400 U STATES	11940761	295327	217815	4894	
PEAS GREEN FRESH	13692785	345956	37409950	1365174	123
352 MEXICO	LB		516310	38080	
400 U STATES	153160	14233	637013	56696	
POTATOES SWEET AND YAMS FRESH	153160	14233	1153323	94776	124
231 HONG KONG	CWT		141	1130	
400 U STATES	2453	19559	37946	328740	
	2453	19559	38087	329870	

IMPORTS INTO CANADA FOR CONSUMPTION

Articles and Countries from which Imported	MONTH OF JUNE 1958		SIX MONTHS ENDED JUNE 1958		Class Number
	Quantities	Values (\$)	Quantities	Values (\$)	
POTATOES FRESH EXCEPT SEED	CWT				125
381 ALASKA	189	1218	189	1218	
400 U STATES	522024	1006336	941355	2435896	
	522213	1007554	941544	2437114	
SPINACH FRESH	LB				126
352 MEXICO			55344	2272	
400 U STATES	307007	19297	5903570	390258	
	307007	19297	5958914	392530	
TOMATOES FRESH	LB				127
224 JAMAICA			28310	3853	
227 BAHAMAS	15129	848	163569	24839	
316 CUBA			30098	7298	
352 MEXICO	351645	18469	52212747	5083293	
381 ALASKA	502	140	1414	336	
400 U STATES	21806295	1359087	30750771	2304895	
	22173571	1378544	83186909	7424514	
VEGETABLES FRESH	LB				128
N 0 P					
231 HONG KONG	2000	222	142708	10294	
306 BELGIUM			609	247	
312 CHILE			15825	3099	
316 CUBA			7990	1961	
321 ECUADOR			625	85	
352 MEXICO	26811	4895	212058	48413	
383 HAWAII			1050	255	
400 U STATES	6420453	412500	35259343	2656020	
	6449264	417617	35640208	2720374	
VEGETABLES FROZEN 1LB OR LESS	LB				129
400 U STATES	476839	110673	4679029	901473	
	476839	110673	4679029	901473	
VEGETABLES FROZEN OVER 1 LB	LB				130
400 U STATES	1071357	125222	3981541	510377	
	1071357	125222	3981541	510377	
MUSTARD LIQUID					131
100 U KINGDOM				84	
231 HONG KONG				50	
327 FRANCE		2730		5520	
335 GERMANY W		570		5673	
354 NETHRLNDS		129		1692	
400 U STATES		3230		8469	
		6659		21488	
PASTE HASH VEGETABLE MEAT FISH	LB				132
100 U KINGDOM	180	102	4465	3912	
231 HONG KONG	258	133	3560	1745	
318 DENMARK			772	290	
327 FRANCE	2626	709	6361	1737	
344 ITALY	6446	2998	12227	5640	
347 JAPAN			444	72	
354 NETHRLNDS	113	52	419	178	
359 NORWAY	6778	1488	11118	2457	
376 SWITZRLND			1100	187	
400 U STATES	355780	77434	2319148	511510	
	372181	82916	2359614	527728	
POTATOES DRIED	LB				133
100 U KINGDOM	50000	14000	206500	57216	
327 FRANCE			4409	915	
354 NETHRLNDS			4488	1405	
400 U STATES	11270	1636	161296	36366	
	61270	15636	376693	95902	
VEGETABLES DRIED	LB				134
N 0 P					
100 U KINGDOM			6190	3306	
231 HONG KONG	1604	1006	20450	8601	
322 EGYPT			40880	10115	
327 FRANCE	2302	1444	4802	2686	
335 GERMANY W	5417	2575	8102	3700	
344 ITALY	4400	1783	10000	3644	
347 JAPAN	588	312	1888	1440	
354 NETHRLNDS	436	328	11756	4263	
372 SPAIN			6137	2024	
400 U STATES	210272	68611	1553900	438777	
	225019	76059	1664105	478556	
TOMATOES CANNED	LB				137
344 ITALY	437131	50939	2376970	197060	
352 MEXICO			28100	1979	
372 SPAIN			23100	1625	
400 U STATES	142658	12385	2447671	219690	
	579789	63324	4875841	420354	
TOMATO PASTE CANNED	LB				138
336 GREECE			1830	225	
344 ITALY	396098	57782	1200760	181133	
366 PORTUGAL			1058	116	
372 SPAIN			231483	26600	
400 U STATES	813282	119570	3840966	566869	
	1209380	177352	5276097	774943	
TOMATO PULP AND PUREE CANNED	LB				139
344 ITALY			82673	9414	
352 MEXICO			17200	1148	
400 U STATES	11500	900	80433	6397	
	11500	900	180306	16959	
TOMATO JUICE	LB				140
400 U STATES	2055336	133127	16626992	1103087	
	2055336	133127	16626992	1103087	
ASPARAGUS IN CANS	LB				141
354 NETHRLNDS			450	187	
400 U STATES	300810	45771	883268	171732	
	300810	45771	883718	171919	

## IMPORTS INTO CANADA FOR CONSUMPTION

Articles and Countries from which Imported		MONTH OF JUNE 1958		SIX MONTHS ENDED JUNE 1958		Class Number
		Quantities	Values (\$)	Quantities	Values (\$)	
CORN IN CANS	400 U STATES	LB 406717	55997	1829743	247959	143
		406717	55997	1829743	247959	
MUSHROOMS AND TRUFFLES IN CANS	231 HONG KONG	LB 80	324	216	864	144
	327 FRANCE	17973	13187	62242	30825	
	335 GERMANY W	13	63	5186	3531	
	344 ITALY			1175	1834	
	347 JAPAN	2034	3352	3824	6941	
	376 SWITZRLND			901	628	
	400 U STATES	78279	34006	204444	74340	
		98379	50932	277988	118963	
PEAS IN CANS	306 BELGIUM	LB		770	173	145
	354 NETHRLNDS			1134	102	
	400 U STATES	81349	8642	370391	42445	
		81349	8642	372295	42720	
VEGETABLE JUICE N O P CANNED	335 GERMANY W	LB		190	132	146
	400 U STATES	190	132	190	132	
		20140	3492	93176	13794	
		20330	3624	93366	13926	
VEGETABLES N O P IN CANS	100 U KINGDOM	LB		5128	905	147
	231 HONG KONG	15642	1650	94045	14057	
	306 BELGIUM	11713	1438	41430	7161	
	327 FRANCE	1006	291	2605	772	
	335 GERMANY W	20252	1562	86392	9109	
	336 GREECE			4799	664	
	344 ITALY	42970	8237	49712	9657	
	347 JAPAN	11372	2881	18081	4043	
	354 NETHRLNDS	9327	1076	84107	9138	
	372 SPAIN	7033	1128	7033	1128	
	400 U STATES	315610	28660	2757646	274120	
		436332	47159	3150978	330754	
PIMENTOS IN CANS	344 ITALY	LB		161820	26898	148
	372 SPAIN	106820	16917	28844	5526	
	400 U STATES	40253	6522	159145	39451	
		147073	23439	349809	71875	
BEANS GREEN OR WAX CANNED	306 BELGIUM	LB		560	105	149
	327 FRANCE	3129	728	4227	940	
	336 GREECE			2415	193	
	344 ITALY			2755	436	
	354 NETHRLNDS	4031	581	17370	2222	
	400 U STATES	6037	960	152734	14270	
		13197	2269	180061	18166	
BEANS BAKED CANNE D	100 U KINGDOM	LB		3870	474	150
	306 BELGIUM	1080	153	2740	518	
	322 EGYPT			2400	364	
	347 JAPAN			930	153	
	354 NETHRLNDS	2384	304	11563	1352	
	400 U STATES	402600	35106	1721162	150401	
		406064	35563	1742665	153262	
PICKLES PACKAGED	100 U KINGDOM	GAL		11268	35900	151
	231 HONG KONG	1589	4518	2800	3174	
	327 FRANCE	296	376	1445	4377	
	335 GERMANY W	252	1161	6090	10419	
	344 ITALY	290	649	3471	4748	
	347 JAPAN	1227	2183	1588	3885	
	354 NETHRLNDS	598	1650	778	1101	
	365 POLAND			424	293	
	400 U STATES	65	98	295287	404766	
		69739	95150	323151	468663	
		74056	105785			
PICKLES N O P	100 U KINGDOM	GAL		2519	5470	152
	227 BAHAMAS	380	1317	2340	2217	
	231 HONG KONG	1379	1807	5174	7391	
	306 BELGIUM			140	282	
	318 DENMARK			1500	1760	
	327 FRANCE	90	369	165	566	
	335 GERMANY W	317	367	2070	2650	
	336 GREECE			400	342	
	344 ITALY	29303	31096	51449	58046	
	347 JAPAN	437	1237	2800	5054	
	353 MOROCCO	452	836	452	836	
	354 NETHRLNDS	15920	22525	96006	132728	
	372 SPAIN	3785	2850	25668	22358	
	400 U STATES	71392	40014	285977	196657	
		123455	102418	476660	436357	
SAUCES N O P	100 U KINGDDM	GAL		5061	11883	153
	224 JAMAICA	778	1380	37	204	
	231 HONG KONG	6002	5194	15448	24468	
	318 DENMARK	18	66	128	452	
	327 FRANCE			42	206	
	335 GERMANY W			9	99	
	344 ITALY			1696	1878	
	347 JAPAN	388	521	1256	1807	
	354 NETHRLNDS	18	58	1210	5179	
	400 U STATES	53809	122556	274575	613153	
		61013	129775	299462	659329	



IMPORTS INTO CANADA FOR CONSUMPTION

15

Articles and Countries from which Imported	MONTH OF JUNE 1958		SIX MONTHS ENDED JUNE 1958		Class Number
	Quantities	Values (\$)	Quantities	Values (\$)	
SAUCES SOY					
231 HONG KONG	GAL 4275	3508	23437	16634	155
347 JAPAN	1861	2210	7295	8920	
400 U STATES	3566	3676	17165	18015	
	9702	9394	47897	43569	
KETCHUP					
100 U KINGDOM	GAL		26	74	156
400 U STATES	40372	48699	240116	302027	
	40372	48699	240142	302101	
BARLEY BUCKWHEAT AND RYE					
	BUSH				
BEANS SOYA					
231 HONG KONG	BUSH 18	205	18	205	162
400 U STATES	470357	1040045	2321239	5165145	
	470375	1040250	2321257	5165350	
BEANS N O P					
	LB				
100 U KINGDOM			239800	17307	163
203 B E AFR	237101	14399	554670	37441	
207 UN SO AFR	44660	2617	44660	2617	
231 HONG KONG	14150	1884	83200	10562	
304 ARGENTINA	550	58	8800	859	
306 BELGIUM			5000	421	
312 CHILE			432163	24439	
313 CHINA			11200	931	
344 ITALY			52278	6463	
347 JAPAN	2000	265	9000	1309	
354 NETHRLNDS			23464	3123	
363 PERU	41515	4079	352070	46678	
395 PORT W AF			55115	1976	
400 U STATES	277580	29766	1901767	218494	
	617556	53068	3773187	372620	
INDIAN CORN					
	BUSH				
400 U STATES	622510	852828	3221111	4511514	167
	622510	852828	3221111	4511514	
OATS					
	BUSH				
400 U STATES			270	397	168
			270	397	
PEAS SPLIT					
	LB				
100 U KINGDOM	11200	1179	53132	5459	169
312 CHILE			2000	271	
354 NETHRLNDS			6918	481	
400 U STATES	12620	992	194732	17557	
	23820	2171	256782	23768	
PEAS N O P					
	LB				
234 AUSTRALIA			11160	843	170
352 MEXICO			352249	53742	
354 NETHRLNDS			36853	2006	
366 PORTUGAL			10803	1154	
400 U STATES	64564	2682	386579	29532	
	64564	2682	797644	87277	
RICE UNCLEANNED UNHULLED PADDY					
	CWT				
304 ARGENTINA	10119	47290	34608	161139	171
340 HUNGARY			21781	110175	
352 MEXICO	11164	64839	33267	190605	
386 URUGUAY	13136	67027	13793	70692	
400 U STATES			101892	577622	
	34419	179156	205341	1110233	
RICE CLEANED					
	CWT				
231 HONG KONG	20	176	140	1091	172
304 ARGENTINA			55756	187229	
306 BELGIUM			175	1383	
344 ITALY	331	3916	2313	22361	
352 MEXICO			35972	203638	
354 NETHRLNDS	650	4307	3227	22088	
400 U STATES	11808	128401	83671	870857	
	12809	136800	181254	1308647	
WHEAT					
	BUSH				
400 U STATES			38	91	174
			38	91	
ALFALFA OR GRASS MEAL DEHYD					
	CWT				
400 U STATES	21280	32366	32686	64918	180
	21280	32366	32686	64918	
BRAN AND MILL FEED					
	CWT				
400 U STATES	4655	3421	19966	23007	182
	4655	3421	19966	23007	
CORN MEAL					
	BRL				
400 U STATES	5883	40939	20117	130494	184
	5883	40939	20117	130494	
HOMINY CRACKED OR DRIED CORN					
	CWT				
400 U STATES	15441	57991	78045	288241	185
	15441	57991	78045	288241	
MALT FLOUR					
	LB				
400 U STATES	16400	1921	124900	11351	187
	16400	1921	124900	11351	
OATMEAL AND ROLLED OATS					
	LB				
100 U KINGDOM			1314	185	188
400 U STATES			3150	361	
			4464	546	
RICE STARCH FLOUR MEAL FEED					
	LB				
231 HONG KONG	3822	508	31362	4380	189
327 FRANCE			1102	139	
335 GERMANY W			55000	4661	
347 JAPAN			2238	443	
354 NETHRLNDS			550	101	
400 U STATES	249100	27102	810120	81530	
	252922	27610	900372	91254	

## IMPORTS INTO CANADA FOR CONSUMPTION

Articles and Countries from which Imported	MONTH OF JUNE 1958		SIX MONTHS ENDED JUNE 1958		Class Number
	Quantities	Values (\$)	Quantities	Values (\$)	
RYE FLOUR					
400 U STATES	BRL		1134	6202	191
			1134	6202	
SAGO AND CASSAVA FLOUR					
100 U KINGDOM	LB	18327	25300	1676	192
218 MALAYA			4480	198	
309 BRAZIL			33000	2821	
371 THAILAND		294266	609466	23141	
400 U STATES		62175	534255	37054	
		374768	1206501	64890	
WHEAT FLOUR					
400 U STATES	CWT		265	1422	194
		11	265	1422	
		67			
CEREALS MILLED N O P					
100 U KINGDOM	CWT		22	551	195
327 FRANCE			19	264	
400 U STATES			14	211	
			55	1026	
BISCUITS AND BREAD DIETARY					
100 U KINGDOM		1225		18645	201
327 FRANCE				6573	
335 GERMANY W				559	
400 U STATES				13087	
		2110		38864	
		3335			
BISCUITS NOT SWEETENED N O P					
100 U KINGDOM	LB	42447	422717	134014	203
231 HONG KONG		231	731	211	
306 BELGIUM			2646	874	
318 DENMARK		3571	13903	3082	
326 FINLAND			3195	507	
327 FRANCE			12565	2911	
335 GERMANY W		5062	32654	10329	
347 JAPAN		10212	34988	12451	
354 NETHRLNOS		8085	40086	8685	
359 NORWAY		4578	21895	3242	
375 SWEDEN		25624	279658	49670	
400 U STATES		167624	897917	293651	
		267434	1762955	519627	
BISCUITS SWEETENED N O P					
100 U KINGDOM	LB	403081	3303227	1257021	204
231 HONG KONG		712	2591	1682	
305 AUSTRIA		409	4628	1917	
306 BELGIUM		2037	166019	69704	
318 DENMARK		3571	3571	748	
326 FINLAND		848	848	391	
327 FRANCE		1158	15884	5122	
335 GERMANY W		16785	50482	18663	
344 ITALY		1713	2839	1340	
347 JAPAN			1391	467	
354 NETHRLNOS		28012	174014	41065	
376 SWITZRLND			3616	2064	
400 U STATES		252751	1212080	333138	
		711077	4941190	1733322	
BREAD PASSOVER MATZO PRODUCTS					
360 ISRAEL				9018	205
400 U STATES				266956	
				275974	
CEREAL FOODS 25 POUNDS OR LESS					
100 U KINGDOM	LB	58510	112226	10941	206
231 HONG KONG		200	4400	1078	
335 GERMANY W		7430	46137	8413	
344 ITALY			288	119	
354 NETHRLNOS			7902	779	
359 NORWAY			298	60	
400 U STATES		214088	1074238	274814	
		280228	1245489	296204	
CEREAL FOODS PREPARED N O P					
100 U KINGDOM		1043		10787	207
236 NEW ZEAL				485	
327 FRANCE		2684		7586	
335 GERMANY W		219		1786	
347 JAPAN		200		1040	
400 U STATES		57618		230466	
		61764		252150	
MACARONI AND VERMICELLI					
231 HONG KONG	LB	1260	25648	4884	208
327 FRANCE		1345	2853	554	
344 ITALY			17451	2105	
347 JAPAN		500	3060	360	
354 NETHRLNDS			29956	3356	
400 U STATES		139691	879157	140301	
		142796	958125	151560	
MILK FOODS N O P					
100 U KINGDOM	LB	65	7969	3585	209
335 GERMANY W			1164	673	
359 NORWAY		2321	7873	3303	
375 SWEDEN		661	3087	944	
376 SWITZRLND			530	223	
381 ALASKA			1962	665	
400 U STATES		54774	240235	172103	
		57821	262820	181496	
ARROWROOT					
228 LEEWINDO	LB		170000	18482	221
400 U STATES			23000	3291	
			193000	21773	

IMPORTS INTO CANADA FOR CONSUMPTION

Articles and Countries from which Imported	MONTH OF JUNE 1958		SIX MONTHS ENDED JUNE 1958		Class Number
	Quantities	Values (\$)	Quantities	Values (\$)	
MALT WHOLE CRUSHED OR GROUND 335 GERMANY W 400 U STATES	LB 102000	6066	2646 2169740	204 121528	224
SAGO AND TAPIOCA	LB 102000	6066	2172386	121732	225
218 MALAYA 309 BRAZIL 355 INDONESIA 400 U STATES	LB 1000 22015 70000 93015	116 2822 11484 14422	170094 30900 132408 463560 796962	9936 3671 13228 76891 103726	226
ALL OTHER BREADSTUFFS N O P 231 HONG KONG 335 GERMANY W 400 U STATES		184 1029 1213		328 218 30153	231
COCOANUT OIL N O P EDIBLE 100 U KINGDOM 400 U STATES	CWT 1099	17063	2609 2847 5456	42354 44785 87139	233
COTTON SEED OIL N O P EDIBLE 400 U STATES	CWT 1551	24089	12065	184363	234
OLIVE OIL N O P EDIBLE 327 FRANCE 328 FR AFRICA 336 GREECE 344 ITALY 366 PORTUGAL 372 SPAIN 400 U STATES	CWT 17 440 5 2095 7	597 11298 255 65561 210	253 2466 440 7616 39 1856 442	7886 64314 12710 244856 1188 53944 14155	235
PEANUT OIL N O P EDIBLE 100 U KINGDOM 231 HONG KONG 354 NETHRLNDS 400 U STATES	CWT 2417 71 86 2574	36980 1773 2516 41269	3530 539 3 4904	55501 13905 96 92895	236
SOYA BEAN OIL N O P EDIBLE 400 U STATES	CWT 26428	346462	123940	1672132	239
CHOCOLATES IN RETAIL PACKAGES 100 U KINGDOM 304 ARGENTINA 305 AUSTRIA 306 BELGIUM 317 CZECHOS 318 DENMARK 327 FRANCE 335 GERMANY W 344 ITALY 354 NETHRLNDS 360 ISRAEL 375 SWEDEN 376 SWITZRLND 389 IRELAND 400 U STATES	LB 19972	9747	499774 619 1789 6667 8465 151 24226 25706 4425 16907 440 360 27589 61555 96689 775362	235591 107 813 3632 3372 56 10243 13906 3098 8328 138 209 18298 35456 42673 375920	240
CONFECTIONERY CHOCOLATE N O P 100 U KINGDOM 305 AUSTRIA 306 BELGIUM 317 CZECHOS 318 DENMARK 327 FRANCE 335 GERMANY W 344 ITALY 347 JAPAN 354 NETHRLNDS 360 ISRAEL 375 SWEDEN 376 SWITZRLND 389 IRELAND 400 U STATES	LB 230648	82445	1714111 3295 23482 65989 7781 8673 210588 16882 298 122791 42851 4055 48008 59265 854724 3182793	652317 2516 8900 15845 4989 4716 99279 8655 209 51426 16083 821 27524 11451 309745 1214476	242
OTHER CONFECTIONS SWEETENED 100 U KINGDOM 227 BAHAMAS 231 HONG KONG 306 BELGIUM 318 DENMARK 327 FRANCE 335 GERMANY W 344 ITALY 347 JAPAN 354 NETHRLNDS 389 IRELAND 400 U STATES	LB 17751	6407	244373 1208 4958 7357 14388 5102 22902 4704 2100 149279 1050 1460885	59205 291 1642 4341 4530 3844 8300 2683 662 23551 461 417378	243
FRUITS PEELS CANDIED 231 HONG KONG 234 AUSTRALIA 327 FRANCE 344 ITALY 354 NETHRLNDS 400 U STATES	LB 327	80	2807 44248 190486 66139 1386 142805	973 5253 47682 15988 478 42605	243
		11600 37323 66139 990 32846 149225	1270 10086 15988 337 11233 38994	44248 190486 66139 1386 142805 447871	5253 47682 15988 478 42605 112979

## IMPORTS INTO CANADA FOR CONSUMPTION

Articles and Countries from which Imported	MONTH OF JUNE 1958		SIX MONTHS ENDED JUNE 1958		Class Number
	Quantities	Values (\$)	Quantities	Values (\$)	
GINGER PRESERVED					
100 U KINGDOM	LB		120	56	244
231 HONG KONG	66618	12979	125899	25521	
347 JAPAN	250	50	250	50	
	66868	13029	126269	25627	
SUGAR CANDY CONFECTIONERY NOP					
100 U KINGDOM	LB		5752303	1238864	246
223 BARBADOS	1150224	253381	1275	186	
231 HONG KONG	4192	964	26670	6810	
234 AUSTRALIA	1120	130	2016	244	
304 ARGENTINA			1837	371	
305 AUSTRIA	900	219	29130	9042	
306 BELGIUM			14731	3222	
316 CUBA	126134	18959	187129	27933	
317 CZECHOSLOVAKIA			34679	3303	
318 DENMARK	34352	9554	152198	38463	
326 FINLAND			39121	8833	
327 FRANCE	2465	988	33912	10814	
335 GERMANY W	37918	10630	139999	36959	
336 GREECE	150	60	150	60	
344 ITALY	10348	4122	36887	16552	
347 JAPAN	210	87	5482	1396	
354 NETHRLNDS	79499	17829	312730	68916	
360 ISRAEL	1566	282	77843	13576	
365 POLAND			1020	101	
375 SWEDEN	59363	10108	142379	24288	
376 SWITZERLAND			3683	1310	
384 P RICO			8500	947	
389 IRELAND			11823	2176	
400 U STATES	281034	74451	149917	386899	
	1789475	401764	8515414	1901265	
BUBBLE GUM					
100 U KINGDOM	LB		31852	10740	247
306 BELGIUM	6877	2242	1237	442	
318 DENMARK	10369	3446	37741	12835	
354 NETHRLNDS	5656	3575	23158	16194	
400 U STATES	157272	51819	758407	227375	
	180174	61082	852395	267586	
CHEWING GUM N O P					
100 U KINGDOM	LB		3768	1157	249
318 DENMARK	1360	331	5266	1927	
354 NETHRLNDS	1908	775	3324	1905	
400 U STATES	41570	10452	177864	46720	
	44838	11558	190222	51709	
GLUCOSE AND SYRUP CORN SYRUP					
100 U KINGDOM	CWT		2078	14616	251
354 NETHRLNDS			145	1630	
400 U STATES	12888	103909	59053	478378	
	12888	103909	61276	494624	
MOLASSES OF CANE NOP					
221 B GUIANA	GAL		1333280	158147	252
223 BARBADOS	1259680	142691	1417768	185521	
225 TRINIDAD	1417768	185521	2811840	355769	
228 LEEW WIND	2392640	275746	420800	47611	
316 CUBA	420800	47611	347553	49503	
384 P RICO	347553	49503	419899	58652	
400 U STATES	419899	58652	1690108	356396	
	713794	171603	8441248	1211599	
	6972134	931327			
LIQUID OR INVERT SUGAR					
100 U KINGDOM	CWT		268	1846	254
400 U STATES			308	2938	
			576	4784	
MOLASSES FOR HUMAN CONSUMPTION					
100 U KINGDOM	GAL		746	724	255
223 BARBADOS	84	96	1380890	807416	
316 CUBA	229551	118540	257774	113930	
400 U STATES	257774	113930	47969	35758	
	8243	5637	1687379	957828	
	495652	238203			
SYRUPS OF CANE OR BEET NOP					
100 U KINGDOM	GAL		13554	17710	256
354 NETHRLNDS	1819	2392	151	246	
400 U STATES	30	54	479	1170	
	1849	2446	14184	19126	
SUGAR RAW IMPORTED BY REFINERS					
204 MAURITIUS	CWT		273571	1147867	262
221 B GUIANA			708788	3038125	
223 BARBADOS	134400	565816	201600	959954	
224 JAMAICA	145600	577768	1316349	5433560	
225 TRINIDAD	329019	1342132	370985	1465971	
228 LEEW WIND	214017	852132	206080	1080847	
234 AUSTRALIA			1157363	4869242	
235 FIJI			492901	2467963	
316 CUBA	332132	1119188	920598	3211936	
320 DOM REP			71700	267439	
	1155168	4457036	5719935	23942904	
SUGAR RAW N O P					
221 B GUIANA	CWT		46070	207709	263
316 CUBA	8483	35930	65630	252785	
	54461	205008	111700	460494	
	62944	240938			
SUGAR REFINED					
100 U KINGDOM	CWT		7	109	264
352 MEXICO			49999	249532	
354 NETHRLNDS	110	752	10581	53887	
400 U STATES	21	539	72	1527	
	131	1291	60659	305055	

IMPORTS INTO CANADA FOR CONSUMPTION

Articles and Countries from which Imported	MONTH OF JUNE 1958		SIX MONTHS ENDED JUNE 1958		Class Number
	Quantities	Values (\$)	Quantities	Values (\$)	
SUGAR AND SYRUP MAPLE 400 U STATES	LB 200	50	200	50	265
COCOA BEANS NOT ROASTED	CWT 200	50	200	50	271
100 U KINGDOM			1184	51344	
210 GHANA	3315	157041	40077	1759121	
211 NIGERIA	1136	55262	28769	1233879	
217 CEYLON			1008	33605	
224 JAMAICA	494	17677	1679	61163	
225 TRINIDAD	1422	53551	10029	410586	
228 LEEW WIND	104	3796	1434	55433	
309 BRAZIL	1380	57384	4497	183105	
320 DOM REP	1332	56499	7155	286072	
321 ECUADOR	403	18256	2708	120863	
328 FR AFRICA			1127	44423	
335 GERMANY W			560	26327	
354 NETHRLNDS	553	24888	2436	101841	
387 VENEZUELA			2793	111280	
400 U STATES	10765	517551	50075	2209252	
COCOA BUTTER	LB 20904	961905	155531	6688294	273
100 U KINGDOM			636306	575812	
224 JAMAICA	168363	138873	909158	714463	
225 TRINIDAD			102229	82857	
309 BRAZIL			610365	540800	
327 FRANCE	55203	47747	330778	285943	
344 ITALY			89178	76770	
352 MEXICO			8790	5360	
354 NETHRLNDS	7770	7068	622319	576231	
372 SPAIN			39654	22722	
400 U STATES	142615	128543	797304	727768	
COCOA PASTE NOT SWEETENED	LB 373951	322231	4146081	3608726	274
100 U KINGDOM	89712	14252	701394	135832	
225 TRINIDAD			1680	793	
309 BRAZIL			190587	48074	
335 GERMANY W	44092	5962	229555	26003	
354 NETHRLNDS	15295	7883	471682	137389	
400 U STATES	12176	7139	19950	10606	
COCOA PASTE SWEETENED	LB 161275	35236	1614648	358697	275
100 U KINGDOM	13340	4941	37380	13503	
354 NETHRLNDS	440	171	3275	1034	
400 U STATES	5000	2111	64300	25003	
COCOA OR CHOCOLATE POWDER	LB 18780	7223	104955	39540	276
100 U KINGDOM	42850	15347	1022870	372714	
327 FRANCE			104734	18345	
335 GERMANY W	11023	1580	45295	5691	
354 NETHRLNDS	251978	60140	984552	213331	
400 U STATES	102419	28727	477459	137114	
COCOA AND CHOCOLATE PREPS NOP	LB 408270	105794	2634910	747195	277
100 U KINGDOM	83162	23380	228144	65571	
306 BELGIUM			825	327	
335 GERMANY W	2888	959	16651	5475	
344 ITALY	262	137	262	137	
354 NETHRLNDS	52126	13919	107066	25986	
376 SWITZRLND			3353	1723	
389 IRELAND	448881	100449	1477377	273350	
400 U STATES	279959	80889	881131	229304	
CHICORY	LB 867278	219733	2714809	601873	282
306 BELGIUM	11849	851	20392	1506	
327 FRANCE	18375	1057	54000	2965	
354 NETHRLNDS	13720	1052	59756	5060	
400 U STATES	5672	2174	37942	14048	
COFFEE GREEN	LB 49616	5134	172090	23579	283
100 U KINGDOM	11229	5111	61966	30509	
202 ADEN	4409	1873	77194	38482	
203 B E AFR	431834	174883	4785001	2097689	
207 UN SO AFR			86308	46321	
224 JAMAICA	18744	7915	64944	31240	
225 TRINIDAD	169675	58945	430664	156697	
307 BEL CONGO	34544	16423	386849	182288	
309 BRAZIL	3570251	1657141	20314972	10027603	
314 COLOMBIA	2709256	1397540	15628685	8316868	
315 C RICA	305955	155392	1144401	599150	
316 CUBA	39058	18951	677159	334523	
320 DOM REP	540177	243210	2656153	1301276	
321 ECUADOR	7275	2635	243612	100184	
323 EL SALVD	160196	78607	806076	396531	
325 ETHIOPIA			15512	6797	
337 GUATEMALA	151125	70852	1755812	854234	
338 HAITI	56224	22303	662521	288818	
339 HONDURAS			181555	89613	
352 MEXICO	606388	297602	4287037	2102627	
358 NICARAGUA	38028	17610	577309	294164	
361 PANAMA			37210	20056	
363 PERU			116446	54472	
383 HAWAII			355557	181314	
384 P RICO	52678	25932	52678	25932	
387 VENEZUELA	130895	64431	1011389	514258	
400 U STATES	442018	187428	3582566	1627960	
	9479959	4504784	59999576	29719606	

## IMPORTS INTO CANADA FOR CONSUMPTION

Articles and Countries from which Imported	MONTH OF JUNE 1958		SIX MONTHS ENDED JUNE 1958		Class Number
	Quantities	Values (\$)	Quantities	Values (\$)	
COFFEE ROASTED AND SUBSTITUTES	LB				286
100 U KINGDOM			720	408	
224 JAMAICA			44060	21335	
327 FRANCE			516	658	
335 GERMANY W			5792	1447	
344 ITALY			362	444	
354 NETHRLNDS	111	91	1220	486	
381 ALASKA	74	59	74	59	
383 HAWAII			240	222	
400 U STATES	169661	116756	1086921	762216	
	169846	116906	1139905	787275	
COFFEE EXTRACT OF N O P	LB				287
100 U KINGDOM	19688	6971	56712	20281	
335 GERMANY W			322	115	
354 NETHRLNDS	436	149	436	149	
400 U STATES	62040	21482	318081	133304	
	82164	28602	375551	153849	
INSTANT COFFEE POWDER	LB				288
305 AUSTRIA	34	120	34	120	
323 EL SALVD	30000	57874	52400	123455	
335 GERMANY W			198	345	
352 MEXICO	50070	84056	70095	124276	
354 NETHRLNDS			300	1056	
376 SWITZRLND	317	1038	901	4254	
400 U STATES	252019	545583	2052691	4846853	
	332440	688671	2176619	5100359	
CLOVES UNGROUND	LB				291
203 B E AFR	6720	2205	30240	10000	
218 MALAYA			896	1054	
333 MADAGASCAR	40894	11568	51917	14824	
400 U STATES	223	420	8294	3840	
	47837	14193	91347	29718	
GINGER UNGROUND	LB				292
100 U KINGDOM	12182	1413	26559	4585	
212 S LEONE			5600	598	
215 INDIA	11200	930	71060	7018	
224 JAMAICA	22850	11137	85196	32901	
231 HONG KONG	1200	67	19017	1658	
316 CUBA			885	173	
347 JAPAN			4505	785	
383 HAWAII			1135	283	
384 P RICO	5000	644	7500	953	
400 U STATES	235	57	9454	1722	
	52667	14248	230911	50676	
MUSTARD GROUND	LB				293
100 U KINGDOM	56460	26469	276855	123078	
400 U STATES	6800	2036	102584	31004	
	63260	28505	379439	154082	
NUTMEGS AND MACE	LB				294
100 U KINGDOM			17321	32992	
218 MALAYA			22223	31324	
225 TRINIDAD	2000	3480	2963	4144	
228 LEEW WIND	13200	23120	67047	120819	
335 GERMANY W			89	88	
354 NETHRLNDS			295	439	
355 INDONESIA			3243	4905	
400 U STATES	1741	2559	8210	14636	
	16941	29159	121391	209347	
PEPPER UNGROUND	LB				296
100 U KINGDOM	10013	2808	15656	4173	
211 NIGERIA			8960	1920	
215 INDIA	140000	22607	846184	159354	
218 MALAYA	75040	15715	561260	122222	
219 BEI OTHER	2240	735	92960	22391	
224 JAMAICA			11480	7428	
347 JAPAN	5000	618	74700	14975	
372 SPAIN			4400	1529	
400 U STATES			46643	13750	
	232293	42483	1662243	347742	
SPICES N O P UNGROUND	LB				297
100 U KINGDOM			30123	5535	
204 MAURITIUS			6745	533	
217 CEYLON	700	705	5240	5715	
224 JAMAICA			6720	3571	
231 HONG KONG	71344	13482	172609	34861	
313 CHINA	11200	2261	11200	2261	
329 INDOCHINA			5000	2279	
335 GERMANY W	376	288	35043	10046	
352 MEXICO	4463	1400	15380	4658	
354 NETHRLNDS			2648	1036	
355 INDONESIA			92886	9621	
400 U STATES	1148	816	110365	29657	
	89231	18952	493959	109773	
GINGER AND SPICES N O P GROUND	LB				298
100 U KINGDOM	120	115	3732	3721	
215 INDIA	560	100	6200	1218	
231 HONG KONG			680	265	
317 CZECHO S			4400	1003	
335 GERMANY W	598	574	3347	3008	
340 HUNGARY	1100	285	17050	4936	
347 JAPAN	4500	680	4500	680	
354 NETHRLNDS			1144	766	
366 PORTUGAL			1102	283	
372 SPAIN	26400	6707	348898	111560	
388 YUGO SLAV	5500	1377	20350	6202	
400 U STATES	12557	9786	175660	112354	
	51335	19624	587063	245996	

IMPORTS INTO CANADA FOR CONSUMPTION

Articles and Countries from which Imported	MONTH OF JUNE 1958		SIX MONTHS ENDED JUNE 1958		Class Number
	Quantities	Values (\$)	Quantities	Values (\$)	
VANILLA BEANS CRUDE	LB				300
335 GERMANY W			10	98	
352 MEXICO			3546	26988	
400 U STATES	7091	59333	30397	237201	
	7091	59333	33953	264287	
SEEDS AROMATIC CRUDE	LB				301
100 U KINGDOM	11200	709	11414	1511	
215 INDIA	4582	287	10426	3879	
335 GERMANY W			441	148	
337 GUATEMALA			407	1111	
353 MORDCCO	96498	4214	138502	5861	
354 NETHRLNDS			39152	3278	
372 SPAIN			5512	695	
400 U STATES	5708	818	50207	9294	
	117988	6028	256061	25777	
TEA BLACK	LB				319
100 U KINGDOM	225935	125502	1964567	1223056	
203 B E AFR	160127	80509	1373944	649952	
215 INDIA	1644352	795545	11664829	5515600	
217 CEYLON	730118	426707	7666463	4115155	
218 MALAYA			41650	15188	
231 HONG KONG	41719	17195	80842	36332	
307 BEL CONGO	4408	2212	10263	4443	
309 BRAZIL			840	336	
313 CHINA			11000	3439	
347 JAPAN			5728	1547	
354 NETHRLNDS	73494	30288	186564	78169	
355 INDONESIA	51955	16089	96104	35889	
376 SWITZRLND	84	217	84	217	
389 IRELAND	535	443	2335	1766	
393 TAIWAN	1500	588	25976	7956	
394 PORT E AF			11038	2852	
400 U STATES	12487	5904	102129	49047	
	2946714	1501199	23244356	11740944	
TEA GREEN	LB				320
100 U KINGDOM	240	279	780	757	
231 HONG KONG	814	391	9931	5831	
347 JAPAN	350	112	34586	6141	
400 U STATES	2300	821	13066	2957	
	3704	1603	58363	15686	
VINEGAR	GAL				341
100 U KINGDOM			90	318	
327 FRANCE	531	1010	1240	2470	
344 ITALY			1343	1497	
347 JAPAN			57	62	
354 NETHRLNDS			127	132	
400 U STATES	246	428	2303	2826	
	777	1438	5160	7305	
YEAST IN CAKES AND PACKAGES	LB				352
100 U KINGDOM	23500	2127	140130	12045	
400 U STATES	1942	1292	13354	8818	
	25442	3419	153484	20863	
YEAST IN BULK	LB				353
400 U STATES	6450	1252	29910	6118	
	6450	1252	29910	6118	
HOPS	LB				362
388 YUGO SLAV			46440	83500	
400 U STATES	2496	1538	107206	122243	
	2496	1538	153646	206443	
LIQUORICE UNSWEETENED	LB				364
400 U STATES	129830	23984	445196	87052	
	129830	23984	445196	87052	
MALT SYRUP AND EXTRACTS	LB				365
100 U KINGDOM	47420	6393	285552	43418	
335 GERMANY W			300	100	
354 NETHRLNDS			13924	2100	
400 U STATES	5700	1595	572116	108861	
	53120	7988	871892	154479	
ESSENCES EXTRACTS N O P	GAL				367
100 U KINGDOM	120	1188	430	4298	
220 BERMUOA			2	141	
327 FRANCE			33	437	
335 GERMANY W			24	1282	
344 ITALY			219	7016	
400 U STATES	165	3146	820	45580	
	285	4334	1528	58754	
POTATOES FRENCH FRIED FROZEN	LB				380
400 U STATES	20982	4658	180213	30757	
	20982	4658	180213	30757	
POTATO CHIPS NOT FROZEN	LB				381
400 U STATES	445069	213387	2183668	927797	
	445069	213387	2183668	927797	
VEGETABLE FOOD PRODUCTS N O P					390
100 U KINGDOM		19686		68812	
231 HONG KONG		3326		25671	
306 BELGIUM				2047	
318 DENMARK				77	
327 FRANCE				301	
335 GERMANY W		594		7897	
347 JAPAN		176		2354	
354 NETHRLNDS		114		3390	
375 SWEODEN				358	
376 SWITZRLND		1055		2423	
400 U STATES		126310		835046	
		151261		948376	

## IMPORTS INTO CANADA FOR CONSUMPTION

Articles and Countries from which Imported	MONTH OF JUNE 1958		SIX MONTHS ENDED JUNE 1958		Class Number
	Quantities	Values (\$)	Quantities	Values (\$)	
<u>GROUP 1</u>					
<u>AGRICULTURAL PRODUCTS</u>					
<u>B OTHER THAN FOOD</u>					
ALE BEER PORTER AND STOUT	GAL				1501
100 U KINGDOM	27895	39269	118631	164017	
318 DENMARK	900	1160	3056	3882	
335 GERMANY W	1465	1699	8355	10106	
347 JAPAN	94	299	1058	3423	
354 NETHRLNDS			539	697	
400 U STATES	2669	2486	17714	15670	
	33023	44913	149353	197795	
BRANDY	P GAL				1511
100 U KINGDOM	103	899	580	4253	
207 UN SO AFR	13830	37969	54729	147243	
232 MALTA	188	899	1296	6259	
234 AUSTRALIA	1027	4755	30904	97452	
318 DENMARK			9	178	
327 FRANCE	14237	116005	79092	702679	
335 GERMANY W	424	5352	466	5880	
336 GREECE	39	303	746	6308	
344 ITALY	35	247	299	2163	
360 ISRAEL			235	3567	
366 PORTUGAL	1774	7862	9942	39812	
372 SPAIN			2018	13081	
376 SWITZRLND			42	730	
388 YUGO SLAV	140	712	775	4008	
400 U STATES			2	51	
	31797	175003	181135	1033664	
CORDIALS AND LIQUEURS N O P	P GAL				1512
100 U KINGDOM	2088	24893	8359	107486	
224 JAMAICA	39	437	93	1062	
225 TRINIDAD	19	343	86	1707	
231 HONG KONG			112	1072	
234 AUSTRALIA			339	3363	
236 NEW ZEAL	11	65	24	194	
316 CUBA			49	980	
317 CZECHO S			69	488	
318 DENMARK	249	3858	2029	26817	
327 FRANCE	2240	23483	15226	165954	
335 GERMANY W			21	101	
336 GREECE	35	290	190	1583	
340 HUNGARY	74	441	93	601	
344 ITALY	12	179	697	6712	
352 MEXICO			69	1544	
354 NETHRLNDS	1432	14758	7408	76325	
359 NORWAY	115	570	299	1477	
375 SWEDEN			162	808	
384 P RICO	61	331	1009	5329	
388 YUGO SLAV			137	769	
	6375	69648	36471	404372	
GIN	P GAL				1513
100 U KINGDOM	14438	70310	62047	293806	
335 GERMANY W			70	315	
354 NETHRLNDS	324	1310	2569	9863	
	14762	71620	64686	303984	
RUM	P GAL				1514
100 U KINGDOM	21113	88936	152375	532507	
221 B GUIANA	96202	118188	725886	743459	
223 BARBADOS	31689	43660	73576	180624	
224 JAMAICA	19377	36631	78423	176732	
225 TRINIDAD	10370	52712	46723	207382	
316 CUBA	1356	11444	6430	62737	
327 FRANCE	73	530	364	2638	
338 HAITI	35	260	909	6597	
384 P RICO	3441	23208	27491	199546	
400 U STATES	5	63	5	63	
	183661	375632	1112182	2112285	
WHISKY	P GAL				1515
100 U KINGDOM	76050	572603	381766	2949854	
354 NETHRLNDS			27	237	
400 U STATES	125468	260009	623963	1241789	
	201518	832612	1005756	4191880	
ABSINTHE ALCOHOLIC LIQUORS NOP	P GAL				1516
207 UN SO AFR			1043	1435	
365 POLAND			67	405	
			1110	1840	
WINES NON SPARKLING	GAL				1530
100 U KINGDOM	6977	33585	45245	219654	
207 UN SO AFR	42610	68045	107517	177457	
231 HONG KONG			219	1157	
232 MALTA	2163	2980	8218	11772	
234 AUSTRALIA	16704	38170	123488	262649	
318 DENMARK	199	613	832	2557	
327 FRANCE	31282	124005	167496	611603	
328 FR AFRICA	4527	6941	22571	32878	
335 GERMANY W	2164	10909	15078	83352	
336 GREECE	50	178	2804	5560	
340 HUNGARY			306	1328	



IMPORTS INTO CANADA FOR CONSUMPTION

Articles and Countries from which Imported		MONTH OF JUNE 1958		SIX MONTHS ENDED JUNE 1958		Class Number
		Quantities	Values (\$)	Quantities	Values (\$)	
344	ITALY	18039	53850	114081	347186	
347	JAPAN			185	520	
354	NETHERLANDS	60	255	398	1768	
360	ISRAEL	200	750	2858	11228	
366	PORTUGAL	16228	24765	95804	143619	
367	AZORES	1165	3118	1883	5816	
372	SPAIN	5996	17791	36490	113291	
376	SWITZERLAND	70	250	1154	4279	
389	IRELAND			1469	7225	
400	U STATES	11095	26937	57413	159514	
WINES SPARKLING		159529	413142	805509	2204413	1560
207	UN SO AFR			40	92	
234	AUSTRALIA	68	486	190	1374	
306	BELGIUM	80	1044	650	8616	
327	FRANCE	2082	23438	13675	158986	
335	GERMANY W	98	567	557	3466	
344	ITALY	428	2078	2016	9502	
360	ISRAEL	200	1550	200	1550	
366	PORTUGAL			32	168	
400	U STATES			142	1184	
GUMS AMBER AND ARABIC		2956	29163	17502	184938	1571
100	U KINGDOM	4357	709	9697	1815	
396	SUDAN	87928	9140	210010	25919	
400	U STATES	43840	10660	307517	76207	
GUMS AUSTL COPAL DAMAR ETC		136125	20509	527224	103941	1572
218	MALAYA	1120	4545	2397	12443	
219	BEI OTHER			1235	4718	
234	AUSTRALIA	3	1190	3	1190	
355	INDONESIA			7	156	
400	U STATES	112	2888	916	26900	
GUMS BARBERRY ELEMI GEDDA ETC		1235	8623	4558	45407	1573
100	U KINGDOM	1	114	5	514	
342	IRAN			6	909	
347	JAPAN			6	267	
400	U STATES	431	17530	1706	91538	
BURGUNDY PITCH		432	17644	1723	93228	1575
400	U STATES	978	114	38575	6232	
CHICLE OR SAPPATO GUM CRUDE		978	114	38575	6232	1576
352	MEXICO			52487	56581	
400	U STATES	2000	714	290285	142579	
SHELLAC BLEACHED		2000	714	342772	199160	1577
100	U KINGDOM	2240	965	4480	1913	
335	GERMANY W	4000	1467	6000	2318	
400	U STATES	5124	2538	26119	13412	
LAC CRUDE SEED STICK AND SHELL		11364	4970	36599	17643	1579
100	U KINGDOM	1120	483	8156	2504	
215	INDIA	128740	29672	456274	98639	
371	THAILAND	164703	36938	452315	91614	
400	U STATES	40691	9071	541923	134867	
RESIN OR ROSIN		335254	76164	1458668	327624	1580
100	U KINGDOM	416	5108	423	5158	
400	U STATES	28388	184740	151523	975618	
ROSIN SIZING		28804	189848	151946	980776	1581
400	U STATES	13904	150309	92880	1055325	
WAX SEALING		13904	150309	92880	1055325	1582
100	U KINGDOM		259		938	
400	U STATES		1319		5524	
GUMS AND BLENDS N O P			1578		6462	1583
100	U KINGDOM	114700	35362	313949	107478	
344	ITALY	11200	3753	33600	11224	
354	NETHERLANDS			4311	1683	
400	U STATES	308538	122307	1573849	693867	
TALL OIL AND TALL OIL PITCH		434438	161422	1925709	814252	1584
400	U STATES	9021	47146	41919	236023	
COTTON SEED CAKE AND MEAL		9021	47146	41919	236023	1591
323	EL SALVD	24251	55343	24251	55343	
400	U STATES	2185	5489	11652	29334	
LINSEED OIL CAKE AND MEAL		26436	60832	35903	84677	1592
400	U STATES			3634	10104	
SOYA BEAN OIL CAKE AND MEAL				3634	10104	1594
400	U STATES	280625	812216	1069746	2898261	
SOYA BEAN FLOUR		280625	812216	1069746	2898261	1595
335	GERMANY W			44	571	
400	U STATES	2966	24868	20111	153882	
OIL CAKE AND MEAL N O P		2966	24868	20155	154453	1597
CASTOR OIL NOT EDIBLE						1601
100	U KINGDOM			9	257	

## IMPORTS INTO CANADA FOR CONSUMPTION

Articles and Countries from which Imported	MONTH OF JUNE 1958		SIX MONTHS ENDED JUNE 1958		Class Number
	Quantities	Values (\$)	Quantities	Values (\$)	
215 INDIA			70	1119	
309 BRAZIL	8341	118703	12958	188046	
400 U STATES	369	6789	2580	70467	
	8710	125492	15617	259889	
CHINAWOOD OIL NOT EDIBLE	CWT				1602
231 HONG KONG	329	4145	5071	67410	
304 ARGENTINA	2014	41555	6969	160700	
354 NETHRLNDS	112	1414	112	1414	
362 PARAGUAY	3367	37725	4622	62699	
400 U STATES			28	691	
	5822	84839	16802	293114	
COCOANUT OIL NOT EDIBLE	CWT				1603
100 U KINGDOM	15182	191045	68220	848691	
217 CEYLON	592	6599	62512	681312	
218 MALAYA	5087	56590	8106	91482	
234 AUSTRALIA	56339	623887	58742	655887	
400 U STATES			24	610	
	77200	878121	197604	2277982	
COTTON SEED OIL NOT EDIBLE	CWT				1605
323 EL SALVD			552	5797	
400 U STATES	19320	244005	118379	1571172	
	19320	244005	118931	1576969	
ESSENTIAL OIL N O P	LB				1606
100 U KINGDOM	55288	26681	97217	103156	
215 INDIA			1120	1057	
217 CEYLON			1600	914	
221 B GUIANA			1855	11941	
224 JAMAICA			490	822	
225 TRINIDAD	715	4708	1972	12761	
231 HONG KONG	4200	8415	43000	83354	
234 AUSTRALIA	336	760	1136	1601	
309 BRAZIL	2205	1092	2280	1311	
312 CHILE			13	816	
313 CHINA			18531	34372	
316 CUBA	268	65213	2912	72291	
327 FRANCE	2450	852	8272	37000	
335 GERMANY W	1760	1348	14459	9639	
338 HAITI			386	2917	
344 ITALY			728	8695	
352 MEXICO	571	3226	2899	15986	
354 NETHRLNDS	2205	1325	11665	8283	
362 PARAGUAY			500	970	
363 PERU	400	849	400	849	
372 SPAIN	400	462	400	462	
376 SWITZRLND	376	2997	2053	26831	
400 U STATES	89008	259378	562864	1694412	
	160182	377306	783752	2130440	
EUCALYPTUS OIL	LB				1607
234 AUSTRALIA			2000	1496	
366 PORTUGAL			3770	1739	
400 U STATES	800	440	1200	622	
	800	440	6970	3927	
FLAXSEED OR LINSEED OIL	CWT				1608
400 U STATES	211	3937	825	15593	
	211	3937	825	15593	
FOOTS OF COTTON SEED OR OLIVES	CWT				1609
400 U STATES			37	544	
			37	544	
OLIVE OIL FOR MANUFACTURING	CWT				1610
400 U STATES			48	1085	
			48	1085	
PALM AND PALM KERNEL OIL	CWT				1611
100 U KINGDOM	78	1259	8228	111291	
218 MALAYA	42240	413156	173125	1720827	
307 BEL CONGD	2403	22750	2403	22750	
354 NETHRLNDS	1186	19725	2656	44963	
400 U STATES	595	7157	4519	56146	
	46502	464047	190931	1955977	
PEANUT OIL	CWT				1613
100 U KINGDOM	17947	228433	76836	1082840	
400 U STATES			922	20752	
	17947	228433	77828	1103592	
PEPPERMINT OIL	LB				1614
100 U KINGDOM	5	55	15	164	
400 U STATES	6749	23121	44642	218293	
	6754	23176	44657	218457	
RESIN OIL	CWT				1617
400 U STATES	661	3339	3514	19824	
	661	3339	3514	19824	
SESAME SEED OIL	CWT				1618
231 HONG KONG	2	66	27	870	
347 JAPAN	5	214	5	214	
400 U STATES	25	894	252	7747	
	32	1174	284	8831	
SOYA BEAN OIL FOR MANUFACTURE	CWT				1619
400 U STATES	4247	53483	29852	384673	
	4247	53483	29852	384673	
VEGETABLE OIL N O P NOT EDIBLE	CWT				1620
100 U KINGDOM	396	5428	400	5619	
207 UN SO AFR			266	3785	
354 NETHRLNDS			2758	37349	
400 U STATES	12397	181809	82094	1201279	
	12793	187237	85518	1248732	
RAPE SEED OIL	CWT				1621
100 U KINGDOM			80	1712	
			80	1712	

IMPORTS INTO CANADA FOR CONSUMPTION

Articles and Countries from which Imported	MONTH OF JUNE 1958		SIX MONTHS ENDED JUNE 1958		Class Number
	Quantities	Values (\$)	Quantities	Values (\$)	
CASHEW NUT SHELL OIL 400 U STATES	CWT		470	7452	1622
OITICICA OIL 309 BRAZIL	CWT	66 1128	470 7452	605 9963	1623
SUNFLOWER SEED OIL	CWT	66 1128	605 9963	605 9963	1624
VEGETABLE OILS FOR TEXTILES 100 U KINGDOM 376 SWITZRLND 400 U STATES	CWT	1 117 1933 36585 1934 36702	202 1850 1 117 13335 280614 13538 282581	1 117 280614 282581	1625
LEMON OIL AND ORANGE OIL 100 U KINGDOM 220 BERMUDA 222 B HOND 224 JAMAICA 304 ARGENTINA 335 GERMANY W 344 ITALY 354 NETHRLNDS 360 ISRAEL 376 SWITZRLND 400 U STATES	LB	100 185 25 133 1275 6386 23 360 14116 37980 15539 45044	1091 1397 5320 48995 500 1108 12036 18181 25 133 66 349 4733 21269 200 540 550 679 77 1325 67717 161707 92315 255683	1397 1108 18181 133 349 133 21269 540 679 1325 161707 255683	1626
SPEARMINT OIL 400 U STATES	LB	595 2959	17022 74854	17022 74854	1627
ROSE BUSHES NOP 100 U KINGDOM 306 BELGIUM 318 DENMARK 327 FRANCE 335 GERMANY W 354 NETHRLNDS 375 SWEDEN 400 U STATES	NO	400 67 20105 8090 20505 8157	24721 12254 31760 5211 126837 22866 620 172 13293 3710 583123 134197 1200 288 940194 414440 1721748 593138	12254 5211 22866 172 3710 134197 288 414440 593138	1646
BUSHES ROOTS AND VINES N O P 327 FRANCE 335 GERMANY W 354 NETHRLNDS 400 U STATES	NO	3500 52	1495887 600229 1524447 63763	600229 63763	1647
APPLE TREES N O P 318 DENMARK 354 NETHRLNDS 400 U STATES	NO	71 113	100 70 859 659 14461 13217 15420 13946	70 659 13217 13946	1651
PEACH TREES AND JUNE BUDS NOP 400 U STATES	NO	71 113	59570 31721 59570 31721	31721 31721	1653
FRUIT TREES N O P 318 DENMARK 354 NETHRLNDS 400 U STATES	NO		200 135 780 455 35031 26183 36011 26773	135 455 26183 26773	1657
AZALEAS RHODODENDRONS ETC 100 U KINGDOM 227 BAHAMAS 231 HONG KONG 306 BELGIUM 318 DENMARK 327 FRANCE 335 GERMANY W 347 JAPAN 354 NETHRLNDS 384 P RICO 400 U STATES		3433 613 74292 78338	2639 100 946 946 48100 48100 1977 1977 685 685 632 632 2275 2275 123146 123146 4678 4678 362584 362584 547762 547762	2639 100 946 946 48100 1977 685 632 2275 123146 4678 362584 547762	1662
PALMS FERNS FICUS CANNAS ETC 100 U KINGDOM 306 BELGIUM 347 JAPAN 354 NETHRLNDS 400 U STATES		162 1174 1336	249 249 1875 1875 105 105 23104 23104 12584 12584 37917 37917	249 1875 105 23104 12584 37917	1663
TULIP BULBS 354 NETHRLNDS			460 460	460 460	1664
GLADIOLI BULBS 347 JAPAN 354 NETHRLNDS 400 U STATES		297 951 1248	4202 82334 18215 18215 104751 104751	4202 82334 18215 104751	1665
FLOWERS AND FOLIAGE CUT 100 U KINGDOM 220 BERMUDA 225 TRINIDAD 231 HONG KONG 234 AUSTRALIA 327 FRANCE 335 GERMANY W 344 ITALY 352 MEXICO		55 50 53 2449 652	3488 1870 143 832 53 53 755 755 448 448 6133 6133 14101 14101	3488 1870 143 832 53 755 448 6133 14101	1666

## IMPORTS INTO CANADA FOR CONSUMPTION

Articles and Countries from which Imported	MONTH OF JUNE 1958		SIX MONTHS ENDED JUNE 1958		Class Number
	Quantities	Values (\$)	Quantities	Values (\$)	
354 NETHRLNDS				1286	
383 HAWAII		72		558	
400 U STATES		132580		967206	
TREES SEEDLING STOCK		135911		996873	1668
100 U KINGDOM				2419	
306 BELGIUM				4508	
318 DENMARK				1564	
327 FRANCE				7628	
354 NETHRLNDS				41630	
400 U STATES				15277	
FLORIST OR NURSERY STOCK N O P				73726	1669
100 U KINGDOM				2149	
306 BELGIUM		225		16622	
318 DENMARK		216		18526	
327 FRANCE				3956	
335 GERMANY W				10889	
347 JAPAN				311	
354 NETHRLNDS		843		646983	
400 U STATES		76667		600869	
LATEX NATURAL	LB	77951		1300305	1678
218 MALAYA	145688	50862	697870	245993	
400 U STATES	413127	130782	3026892	1015603	
LATEX SYNTHETIC	LB	558815	181644	3724762	1679
335 GERMANY W			250	77	
400 U STATES	451673	159149	2725002	973303	
BALATA CRUDE	LB	451673	159149	2725252	1681
309 BRAZIL			6012	2456	
GUTTA PERCHA UNMANUFACTURED	LB		6012	2456	1682
400 U STATES	200	579	9958	33255	
RUBBER CRUDE CAOUTCHOUC	LB	200	579	9958	1683
100 U KINGDOM			29494	7542	
217 CEYLON	658174	146887	5049767	1111132	
218 MALAYA	4489747	938919	23225248	5192183	
355 INDONESIA			269208	59817	
371 THAILAND			470400	92907	
400 U STATES	372127	87893	1747868	421445	
COMB BLANKS OF HARD RUBBER		5520048	1173699	30791985	6885026
305 AUSTRIA				406	1684
335 GERMANY W				588	
400 U STATES				626	
RUBBER POWDERED WASTE OR JUNK	CWT			1620	1687
100 U KINGDOM			1038	7615	
400 U STATES	2153	18441	13810	115817	
RUBBER RECOVERED	CWT	2153	18441	14848	1688
100 U KINGDOM		1560	12623	3438	27190
400 U STATES	20600	212746	101509	1061432	
RUBBER SUBSTITUTE OR SYNTHETIC	CWT	22160	225369	104947	1088622
354 NETHRLNDS			19	297	1689
400 U STATES	20249	537749	93349	2642159	
RUBBER THREAD NOT COVERED	LB	20249	537749	93368	2642456
100 U KINGDOM		279	383	7303	9934
400 U STATES	18847	31649	146884	227481	1690
HARD RUBBER STRIP SHEET ROD	LB	19126	32032	154187	237415
100 U KINGDOM			16014	5247	1691
400 U STATES	307	495	7525	13729	
FOAM RUBBER SHEETING		307	495	23609	19046
100 U KINGDOM				17170	1697
400 U STATES		12978		85435	
RUBBER SHEETING N O P		12978		102605	1698
100 U KINGDOM		430		10409	
218 MALAYA		9011		83754	
335 GERMANY W		985		2788	
354 NETHRLNDS				366	
400 U STATES		28829		129109	
CONVEYOR BELTING OF RUBBER		39255		226426	1699
100 U KINGDOM		46170		178356	
335 GERMANY W		449		2595	
347 JAPAN				331	
400 U STATES		4163		77453	
BELTING RUBBER N O P		50782		258735	1701
100 U KINGDOM		1076		9541	
335 GERMANY W				567	
347 JAPAN		551		1762	
375 SWEDEN		492		2269	
400 U STATES		34562		181239	
CANVAS SHOES RUBBER SOLES	PAIR	36681		195378	1702
100 U KINGDOM		12487	4162	79560	48935
215 INDIA		17950	9640	339900	159419

IMPORTS INTO CANADA FOR CONSUMPTION

Articles and Countries from which Imported	MONTH OF JUNE 1958		SIX MONTHS ENDED JUNE 1958		Class Number
	Quantities	Values (\$)	Quantities	Values (\$)	
231 HONG KONG	129750	60558	1187680	529793	1703
313 CHINA	2400	1345	16900	8208	
317 CZECHO S			32730	19313	
335 GERMANY W	440	479	909	1453	
344 ITALY	317	673	1712	3368	
347 JAPAN	6410	3256	297126	117466	
400 U STATES	580	703	10372	12011	
	170334	80816	1966889	899966	
BOOTS AND SHOES RUBBER N O P PAIR					
100 U KINGDOM	7189	8696	188608	272716	
218 MALAYA			2400	1001	
231 HONG KONG	120	61	18888	9600	
317 CZECHO S	1000	1324	108678	106537	
327 FRANCE			2439	9557	
335 GERMANY W	1480	782	2454	5152	
347 JAPAN	18360	12742	106888	70888	
400 U STATES	1058	1401	8670	19111	
	29207	25006	439025	494562	
CEMENT RUBBER					1704
100 U KINGDOM		444		4175	
335 GERMANY W		1371		2911	
376 SWITZRLNO		127		127	
400 U STATES		56132		425363	
		58074		432576	
CLOTHING RUBBER N O P					1705
100 U KINGDOM		3573		18576	
231 HONG KONG		634		115906	
306 BELGIUM				207	
347 JAPAN		10172		30649	
359 NORWAY		1772		10484	
360 ISRAEL				2006	
400 U STATES		9507		47221	
		25658		225049	
GLOVES RUBBER					1706
100 U KINGDOM	OZ PR	1565	8964	31908	
234 AUSTRALIA		684	1432	3981	
317 CZECHO S		96	288	405	
335 GERMANY W		87	121	447	
347 JAPAN			1052	2190	
400 U STATES		8475	46072	228238	
		10907	57929	267169	
GOLF BALLS					1707
100 U KINGDOM	DOZ	6892	15303	61735	
347 JAPAN		1770	4072	7115	
376 SWITZRLND		60	284	60	
400 U STATES		6347	26568	34948	
		15069	46227	103858	
HEELS RUBBER					1708
100 U KINGDOM	PAIR	4170	1170	23350	
231 HONG KONG		13200	1529	49800	
400 U STATES		129641	16040	730254	
		147011	18739	803404	
HOSE RUBBER OR RUBBER LINED					1709
100 U KINGDOM		19952		101941	
318 DENMARK		2264		4117	
335 GERMANY W		3755		6664	
347 JAPAN				4229	
354 NETHRLNDS		762		762	
375 SWEDEN		71		361	
381 ALASKA		78		78	
400 U STATES		154343		975081	
		181225		1093233	
WATER BOTTLES RUBBER					1710
100 U KINGDOM		1869		11991	
305 AUSTRIA				190	
317 CZECHO S				2669	
335 GERMANY W				635	
400 U STATES		1804		8742	
		3673		24227	
MATERIALS FOR SEALING COMPOUND					1711
400 U STATES		6559		82033	
		6559		82033	
MATS AND MATTING RUBBER					1712
100 U KINGDOM		1633		6758	
335 GERMANY W		509		9770	
344 ITALY				114	
354 NETHRLNDS		5566		10328	
400 U STATES		108212		621819	
		115920		718789	
PACKING RUBBER					1713
100 U KINGDOM		941		12797	
335 GERMANY W		657		1762	
375 SWEDEN		351		831	
400 U STATES		12358		137629	
		14307		153019	
RAINCOATS RUBBER					1714
100 U KINGDOM	NO		230	1871	
			230	1871	
TIRES BICYCLE AND MOTORCYCLE					1715
100 U KINGDOM	NO	2441	3943	41261	
306 BELGIUM		500	265	16311	
317 CZECHO S				5480	
327 FRANCE				6590	
335 GERMANY W	14466	9706	51557	33112	
344 ITALY	60	200	549	1218	
347 JAPAN	2400	1269	4825	2432	

## IMPORTS INTO CANADA FOR CONSUMPTION

Articles and Countries from which Imported	MONTH OF JUNE 1958		SIX MONTHS ENDED JUNE 1958		Class Number
	Quantities	Values (\$)	Quantities	Values (\$)	
354 NETHRLNDS	12850	6894	98098	59403	
375 SWEDEN	2075	1430	16525	14682	
400 U STATES	831	976	10275	13041	
TIRE CASINGS N O P	35623	24683	251471	187734	
100 U KINGDOM	NO	797	6302	86396	1716
327 FRANCE	1163	72575	3485	215508	
335 GERMANY W	199	3064	696	11086	
344 ITALY			4	401	
347 JAPAN	94	5262	1186	55060	
359 NORWAY			100	310	
375 SWEDEN			9762	20479	
381 ALASKA	2	195	2	195	
400 U STATES	8700	401921	39394	1820248	
TIRES INNER TUBES N O P	10955	492772	60931	2209683	
100 U KINGDOM	NO	1025	4523	9134	1717
327 FRANCE	788	2991	2487	9432	
335 GERMANY W	30	144	179	449	
347 JAPAN			280	1023	
359 NORWAY			100	88	
375 SWEDEN			11789	6384	
400 U STATES	6853	19409	46125	119283	
TIRES SOLIO AUTOMOBILE	8696	24460	65483	145793	
400 U STATES	NO	107	1112	27191	1718
TIRES SOLID RUBBER N O P	107	3047	1112	27191	
100 U KINGDOM		6525		40026	1719
400 U STATES		13742		151457	
MANUFACTURES OF RUBBER N O P		20267		191483	
100 U KINGDOM		23603		147915	1720
231 HONG KONG		165		276	
305 AUSTRIA				652	
317 CZECHO S		1735		3416	
318 DENMARK				270	
327 FRANCE		1518		8733	
335 GERMANY W		6040		28798	
344 ITALY		145		8961	
347 JAPAN		6312		20876	
354 NETHRLNDS				1270	
375 SWEDEN		171		507	
376 SWITZRLND		633		800	
400 U STATES		477848		2623659	
TIRES INNER TUBES BICYCLE		518170		2846133	
100 U KINGDOM	NO	1782	586	24641	1721
306 BELGIUM				10011	2670
317 CZECHO S				7800	1691
335 GERMANY W	12894	3265	53384	148226	
347 JAPAN			2900	587	
354 NETHRLNDS	21900	5176	114098	31591	
375 SWEDEN	1650	565	14070	4938	
400 U STATES			936	679	
GASKETS AND WASHERS RUBBER	38226	9592	227840	67326	
100 U KINGDOM		413		4421	1722
335 GERMANY W				166	
344 ITALY		156		1178	
347 JAPAN				81	
375 SWEDEN		65		312	
400 U STATES		126236		546810	
DRUGGISTS SUNDRIES RUBBER		126870		552968	
100 U KINGDOM		5614		29409	1723
305 AUSTRIA				209	
317 CZECHO S		94		1539	
335 GERMANY W		1489		6708	
347 JAPAN		937		1883	
354 NETHRLNDS		403		940	
400 U STATES		90675		582867	
TIRE REPAIR MATERIAL OF RUBBER		99212		623555	
100 U KINGDOM		1131		7068	1724
327 FRANCE		130		453	
335 GERMANY W		10794		51644	
400 U STATES		62891		321221	
NURSING NIPPLES RUBBER		74946		380386	
100 U KINGDOM	GROSS	100	388	750	1725
400 U STATES		604	9805	6544	52005
FLOORING AND TILE OF RUBBER		704	10193	7294	54505
100 U KINGDOM	SQ YD			602	1417
317 CZECHO S				167	265
327 FRANCE				1288	3158
400 U STATES	10568	18672	62908	109442	1726
V BELTS CHIEFLY OF RUBBER	10568	18672	64965	114282	
100 U KINGDOM		9397		35927	1727
305 AUSTRIA				153	
335 GERMANY W		1403		3675	
347 JAPAN				5805	
354 NETHRLNDS				1504	
375 SWEDEN		735		4554	

IMPORTS INTO CANADA FOR CONSUMPTION

Articles and Countries from which Imported	MONTH OF JUNE 1958		SIX MONTHS ENDED JUNE 1958		Class Number
	Quantities	Values (\$)	Quantities	Values (\$)	
376 SWITZRLND				76	
400 U STATES		35482		422033	
SOLES SOLING MATERIALS RUBBER		47017		473727	1728
100 U KINGDOM		1032		3390	
217 CEYLON				7309	
218 MALAYA				2903	
335 GERMANY W				392	
344 ITALY				129	
354 NETHRLNDS				548	
400 U STATES		60703		263363	
AUTOMOTIVE PARTS OF RUBBER NO P		61735		278034	1729
100 U KINGDOM		1176		7582	
327 FRANCE				282	
335 GERMANY W		378		5165	
344 ITALY				306	
400 U STATES		124875		957148	
WEATHERSTRIPPING OF RUBBER		126429		970483	1730
100 U KINGDOM				5508	
335 GERMANY W				7742	
400 U STATES		107419		529941	
TIRES PNEUM USED EXCEPT SCRAP	NO	107419		543191	1731
347 JAPAN			39	357	
381 ALASKA	3	200	3	200	
400 U STATES	9024	36221	30977	125066	
TIRES TRACTOR AND IMPLEMENT	NO	9027	31019	125623	1732
100 U KINGDOM			125	2256	
375 SWEDEN			1653	4258	
400 U STATES	5722	240520	28755	1086674	
ANNATTO SEED	LB	5722	30533	1093188	1741
321 ECUADOR			4380	1059	
400 U STATES			10485	2441	
SUGAR BEET SEED	LB		14865	3500	1744
317 CZECHO S			400	90	
400 U STATES			168855	32075	
SEEDS FOR BLENDING	LB		169255	32165	1746
215 INDIA	3360	530	20980	3515	
304 ARGENTINA			323671	15863	
327 FRANCE			4558	980	
335 GERMANY W	9972	488	9972	488	
353 MOROCCO			33000	1467	
354 NETHRLNDS	33000	1237	59200	2347	
372 SPAIN			17814	1676	
400 U STATES			57520	5740	
CLOVER SEED	LB	46332	2255	526715	1750
100 U KINGDOM	43356	7515	75476	13864	
236 NEW ZEAL			73095	25597	
318 DENMARK			22246	12426	
326 FINLAND			88	71	
327 FRANCE			9872	5537	
340 HUNGARY			73497	36796	
354 NETHRLNDS			110	62	
359 NORWAY			1500	944	
400 U STATES	120933	35178	5355863	1811107	
FLAX SEED	BUSH	164289	42693	5611747	1751
400 U STATES	85	276	4830	21640	
BENT GRASS SEED	LB	85	276	4830	1753
236 NEW ZEAL			24788	10540	
318 DENMARK	2156	1399	2156	1399	
335 GERMANY W			2200	1380	
354 NETHRLNDS			7556	5131	
400 U STATES	17300	4029	495216	123813	
GRASS SEED TIMOTHY	LB	19456	5428	531916	1754
100 U KINGDOM			400	247	
354 NETHRLNDS			541	453	
400 U STATES	515208	56338	915998	95871	
GRASS SEED N O P	LB	515208	56338	916939	1755
100 U KINGDOM	11000	2049	44592	12179	
234 AUSTRALIA			40404	2286	
236 NEW ZEAL			20167	4899	
318 DENMARK	900	103	612761	139655	
354 NETHRLNDS	3305	432	69429	17457	
400 U STATES	357170	69743	4536906	769561	
MILLET AND RAPE SEED	LB	372375	72327	5324259	1756
100 U KINGDOM			10599	1134	
234 AUSTRALIA	12384	516	90840	4559	
304 ARGENTINA			105909	2524	
306 BELGIUM			2204	157	
327 FRANCE	827	135	7515	1577	
335 GERMANY W	5159	504	17511	1322	
354 NETHRLNDS			3000	203	
400 U STATES	123285	6225	464905	20035	
	141655	7380	702483	31511	

## IMPORTS INTO CANADA FOR CONSUMPTION

Articles and Countries from which Imported	MONTH OF JUNE 1958		SIX MONTHS ENDED JUNE 1958		Class Number
	Quantities	Values (\$)	Quantities	Values (\$)	
MUSHROOM SPAWN					
100 U KINGDOM				83	1757
400 U STATES		6337		41280	
		6337		41363	
SEED BEANS AND SEED PEAS	LB				1758
100 U KINGDOM			11580	1240	
203 B E AFR			53225	3658	
236 NEW ZEAL	11862	616	25002	1579	
306 BELGIUM			7507	272	
354 NETHRLNDS			11969	1838	
400 U STATES	59550	10288	5529968	653534	
	71412	10904	5639251	662121	
SEED POTATOES	CWT				1759
400 U STATES	2778	5994	26611	80556	
	2778	5994	26611	80556	
SEEDS 5 DOLLARS OR OVER PER LB					1768
100 U KINGDOM		67		4321	
318 DENMARK				1332	
327 FRANCE				389	
335 GERMANY W				349	
354 NETHRLNDS		2150		5371	
400 U STATES		1190		36808	
		3407		48570	
GARDEN FIELD ROOT SEEDS N O P					1766
100 U KINGDOM		158		11811	
215 INDIA				4096	
231 HONG KONG		4611		28031	
306 BELGIUM		132		1910	
318 DENMARK		999		4176	
327 FRANCE				584	
335 GERMANY W				943	
344 ITALY		576		2278	
347 JAPAN				713	
352 MEXICO		641		7520	
354 NETHRLNDS		8712		39066	
358 NICARAGUA		213		26751	
400 U STATES		10130		316306	
		26172		444185	
TOBACCO TURKISH UNSTEMMED	LB				1776
336 GREECE	6523	6439	26150	25810	
379 TURKEY	31366	25289	137020	112273	
400 U STATES			6069	4778	
	37889	31728	169239	142861	
TOBACCO FLUE CURED UNSTEMMED	LB				1778
100 U KINGDOM	9779	8801	103627	71510	
205 RHOD NYAS	6639	3406	55135	28609	
347 JAPAN			6418	2159	
400 U STATES	1802	1713	15552	14330	
	18220	13920	180732	116608	
CIGAR LEAF UNSTEMMED	LB				1779
309 BRAZIL			1379	830	
316 CUBA	8163	7377	23911	41856	
400 U STATES	77836	232378	329748	982031	
	85999	239755	355038	1024717	
TOBACCO N O P UNSTEMMED	LB				1780
347 JAPAN			5750	1646	
392 SYRIA			41082	17027	
400 U STATES	780	266	4598	1742	
	780	266	51430	20415	
CIGAR LEAF STEMMEO	LB				1782
316 CUBA	34028	46199	200507	248584	
400 U STATES	31753	17658	131996	71987	
	65781	63857	332503	320571	
TOBACCO N O P STEMMED	LB				1783
100 U KINGDOM			58613	38309	
205 RHOD NYAS	73678	40846	325279	179672	
400 U STATES	347	440	1401	1710	
	74025	41286	385293	219691	
CIGARS	LB				1784
224 JAMAICA	24	280	119	1331	
316 CUBA	672	7063	4584	41929	
318 DENMARK			139	783	
335 GERMANY W	256	676	1133	3163	
354 NETHRLNDS	3056	10527	18407	62559	
376 SWITZRLND	99	248	179	494	
400 U STATES	5041	12294	19553	50347	
	9148	31088	44114	160606	
CIGARETTES	LB				1785
100 U KINGDOM	4258	7164	26388	47127	
327 FRANCE	446	1284	2027	3437	
335 GERMANY W	112	183	407	621	
344 ITALY			919	1073	
354 NETHRLNDS	301	163	301	163	
400 U STATES	52315	96862	233285	441988	
	57432	105656	263327	494409	
TOBACCO CUT	LB				1787
100 U KINGDOM	11525	23551	53672	111489	
231 HONG KONG	100	150	700	987	
327 FRANCE	25	120	25	120	
354 NETHRLNDS	17513	13970	85253	66027	
400 U STATES	18439	29689	113104	183840	
	47602	67480	252754	362463	
TOBACCO MANUFACTURED N O P	LB				1788
100 U KINGDOM	403	1100	8783	10715	
359 NORWAY			88	122	
400 U STATES	4946	6393	13582	13796	
	5349	7493	22453	24633	



IMPORTS INTO CANADA FOR CONSUMPTION

Articles and Countries from which Imported	MONTH OF JUNE 1958		SIX MONTHS ENDED JUNE 1958		Class Number
	Quantities	Values (\$)	Quantities	Values (\$)	
LOCUST BEANS LOCUST BEAN MEAL 400 U STATES	LB		8 550	1 676	1811
			8 550	1 676	
BROOM CORN	CWT		620	6 479	1813
340 HUNGARY					
344 ITALY	275	3 410	3 760	4 964 8	
388 YUGO SLAV	462	4 937	5 903	5 664 4	
400 U STATES	2 314	3 495 8	15 430	22 505 9	
	3 051	4 330 5	25 713	33 783 0	
CATTLE FOOD WITH MOLASSES 400 U STATES		1 158		3 153 1	1815
		1 158		3 153 1	
DRUGS CRUOE BARKS FLOWERS					1816
100 U KINGDOM				3 435	
203 B E AFR				552	
207 UN SO AFR				6 971	
215 INOIA				1 143	
224 JAMAICA				959	
225 TRINIDAD				1 050	
231 HONG KONG		6 949		3 002 0	
304 ARGENTINA		215		215	
306 BELGIUM		307		1 451	
307 BEL CONGO				344	
309 BRAZIL		63		63	
327 FRANCE		160		1 947	
335 GERMANY W		787		4 771	
339 HONDURAS		605		1 770	
344 ITALY		79		79	
355 INOONESIA				152	
363 PERU				275	
400 U STATES		10 106		70 175	
		19 271		125 372	
HAY AND STRAW	TON				1818
400 U STATES	1 862	4 186 8	12 731	27 438 9	
	1 862	4 186 8	12 731	27 438 9	
MUCILAGE AND VEGETABLE GLUE	LB				1824
100 U KINGDOM	1 314	322	16 621	2 467	
318 DENMARK			250	99	
400 U STATES	21 343	7 323	144 878	35 197	
	22 657	7 645	161 749	37 763	
PALM LEAF UNMANUFACTURED 400 U STATES		170		3 848 4	1825
		170		3 848 4	
ROOTS MEDICINAL ALKANET JALAP					1827
231 HONG KONG		531		4 457	
306 BELGIUM				91	
327 FRANCE				2 297	
354 NETHRLNDS				389	
400 U STATES		1 208		6 583	
		1 739		13 817	
STARCH ANO PREPARATIONS N O P	LB				1828
100 U KINGDOM			2 600	400	
231 HONG KONG	3 000	443	14 960	1 973	
335 GERMANY W	2 425	366	5 549	1 325	
354 NETHRLNDS	22 200	3 522	114 500	12 373	
400 U STATES	14 667 55	14 433 7	47 811 74	51 109 9	
	14 943 80	14 866 8	49 187 83	52 717 0	
STARCH POTATO POTATO FLOUR	LB				1829
318 OENMARK			20 000	1 029	
335 GERMANY W	1 261	340	1 261	340	
354 NETHRLNDS			20 378	1 238	
400 U STATES	15 230 0	14 191	49 375 1	4 874 9	
	15 356 1	14 531	53 539 0	51 356	
TAR PINE CRUDE IN BULK	GAL				1832
100 U KINGDOM	80	126	1 158	1 058	
400 U STATES	18 493	7 501	10 207 3	4 285 9	
	18 573	7 627	10 323 1	4 391 7	
TEASELS					1833
100 U KINGDOM				431	
327 FRANCE				608	
400 U STATES		5 075		10 850	
		5 075		11 889	
TURPENTINE RAW OR CRUDE 400 U STATES	LB		9 326 3	6 232	1834
			9 326 3	6 232	
TURPENTINE SPIRITS OF	GAL				1835
100 U KINGDOM			10	52	
231 HONG KONG			30	331	
335 GERMANY W			176	529	
388 YUGO SLAV			30	434	
400 U STATES	150 371	102 343	655 946	46 302 8	
	150 371	102 343	656 192	46 437 4	
VEGETABLE PRODUCTS N O P					1836
100 U KINGDOM		2234		19 168	
225 TRINIDAD				170	
231 HONG KONG		1805		5 456	
309 BRAZIL				2 586	
317 CZECHO S		623		623	
321 ECUADOR				1 954	
327 FRANCE		151		300	
335 GERMANY W		416		1 936	
338 HAITI				1 382	
344 ITALY		262		5 150	
347 JAPAN		529		1 960	
352 MEXICO				156	
354 NETHRLNDS				868	

## IMPORTS INTO CANADA FOR CONSUMPTION

Articles and Countries from which Imported	MONTH OF JUNE 1958		SIX MONTHS ENDED JUNE 1958		Class Number
	Quantities	Values (\$)	Quantities	Values (\$)	
359 NORWAY				2 32 47	
372 SPAIN				400	
376 SWITZRLND		5 28		5 28	
383 HAWAII				6 85	
387 VENEZUELA				2 21 6	
400 U STATES		11 99 8		8 48 7 4	
		18 54 6		15 36 5 9	
VEGETABLE COLOURING					
100 U KINGDOM		7 22		4 77 8	1839
400 U STATES		11 09 7		7 00 5 6	
		11 81 9		7 48 3 4	
DEXTRINE STARCH MIXTURES N O P	LB				1840
100 U KINGDOM	123 200	9 65 1	4 38 1 20	3 49 5 2	
354 NETHRLNDS	6 46 5 8	4 61 3	7 16 8 7 7	5 05 2 4	
400 U STATES	9 65 4 0	9 99 8	5 82 1 7 7	5 70 6 6	
	28 43 9 8	2 42 6 2	17 37 1 7 4	1 42 5 4 2	
DEXTRINE STARCH NOT A PASTE	LB				1841
354 NETHRLNDS			2 20 5	1 85	
400 U STATES			1 87 5	2 5 8	
			4 0 8 0	4 4 3	
DISTILLERS SOLUBLES	CWT				1842
400 U STATES	11 77 2	4 31 3 3	4 2 9 3 7	1 6 6 9 7 9	
	11 77 2	4 31 3 3	4 2 9 3 7	1 6 6 9 7 9	
VEGETABLE FLOUR NOP NOT EDIBLE					1843
400 U STATES		4 49 6 9		2 38 3 5 7	
		4 49 6 9		2 38 3 5 7	
VEGETABLE FLAVOURINGS					1845
100 U KINGDOM		3 19 7		1 60 4 1	
327 FRANCE		5 6 7		1 51 8 5	
335 GERMANY W				3 11 2	
336 GREECE				1 50 2	
344 ITALY				3 2 6 8	
354 NETHRLNDS		1 17 3		4 3 2 5	
366 PORTUGAL				1 6 8	
372 SPAIN				4 3 4	
400 U STATES		5 05 7 8		3 05 1 3 8	
		5 55 1 5		3 49 1 7 3	
SIZING PREPARATIONS N O P	LB				1846
400 U STATES	11 33 0 3	2 10 3 5	5 80 1 8 8	7 89 8 4	
	11 33 0 3	2 10 3 5	5 80 1 8 8	7 89 8 4	

IMPORTS INTO CANADA FOR CONSUMPTION

Articles and Countries from which Imported	MONTH OF JUNE 1958		SIX MONTHS ENDED JUNE 1958		Class Number
	Quantities	Values (\$)	Quantities	Values (\$)	
<u>GROUP 2</u>					
<u>ANIMALS AND ANIMAL PRODUCTS</u>					
CATTLE PURE BRED	NO				2012
100 U KINGDOM	36	15588	87	44100	
389 IRELAND			11	6348	
400 U STATES	202	94127	943	492015	
	238	109715	1041	542463	
BABY CHICKS AND TURKEY POULTS	NO				2013
400 U STATES	387943	137350	2056184	747277	
	387943	137350	2056184	747277	
DOGS PURE BRED	NO				2014
100 U KINGDOM	16	1783	84	10472	
215 INDIA			1	300	
220 BERMUDA			1	75	
236 NEW ZEAL			1	100	
335 GERMANY W	1	75	6	811	
381 ALASKA	1	75	1	75	
389 IRELAND	8	254	18	576	
400 U STATES	51	4053	248	24515	
	77	6240	360	36924	
HORSES PURE BRED	NO				2018
100 U KINGDOM	33	23487	199	50744	
236 NEW ZEAL	1	20000	1	20000	
354 NETHRLNDS	7	1015	116	16839	
400 U STATES	19	16807	157	133148	
	60	61309	473	220731	
SHEEP PURE BRED	NO				2020
400 U STATES	14	1201	17	1793	
	14	1201	17	1793	
ANIMALS FOR IMP OF STOCK N O P	NO				2021
100 U KINGDOM	85	14218	150	24311	
400 U STATES	3	270	1151	9153	
	88	14488	1301	33464	
HORSES N O P	NO				2035
100 U KINGDOM	131	20384	372	55531	
335 GERMANY W	1	1001	1	1001	
400 U STATES	97	13290	561	120124	
	229	34675	934	176656	
LIVESTOCK N O P	NO				2037
400 U STATES	8601	151263	14874	272651	
	8601	151263	14874	272651	
BEEES	PKGS				2041
400 U STATES	4928	20289	139551	524359	
	4928	20289	139551	524359	
PIGEONS HOMING AND PHEASANTS					2044
100 U KINGDOM		196		675	
400 U STATES		268		5324	
		464		5999	
TURTLES					2045
400 U STATES				19098	
				19098	
ALL OTHER ANIMALS LIVING N O P					2046
100 U KINGDOM		380		14264	
215 INDIA		278		21176	
216 PAKISTAN				28789	
218 MALAYA				28792	
234 AUSTRALIA				168	
304 ARGENTINA				750	
306 BELGIUM		290		1875	
314 COLOMBIA				102	
325 ETHIOPIA		10654		10654	
327 FRANCE		567		1155	
335 GERMANY W				2161	
347 JAPAN		256		1129	
354 NETHRLNDS		941		8108	
363 PERU		92		92	
366 PORTUGAL				61	
381 ALASKA				50	
400 U STATES		40251		198746	
		53702		318072	
MINK	NO				2047
100 U KINGDOM			2	180	
400 U STATES			1125	113338	
			1127	113518	
BONES CRUDE	CWT				2051
215 INDIA			22	600	
231 HONG KONG			1	78	
347 JAPAN	6	262	38	1991	
400 U STATES	248	2892	3119	21685	
	254	3154	3180	24354	
BONE DUST CHARRED BONE	CWT				2052
100 U KINGDOM	3510	11532	24012	80987	
400 U STATES	847	13600	3863	54510	
	4357	25132	27875	135497	
BONE PITCH CRUDE ONLY	CWT				2053
400 U STATES	502	3328	2759	17695	
	502	3328	2759	17695	
CHARCOAL ANIMAL FOR SUGAR	CWT				2054
100 U KINGDOM	2870	25803	5135	46408	
	2870	25803	5135	46408	

## IMPORTS INTO CANADA FOR CONSUMPTION

Articles and Countries from which Imported	MONTH OF JUNE 1958		SIX MONTHS ENDED JUNE 1958		Class Number
	Quantities	Values (\$)	Quantities	Values (\$)	
IVORY AND MANUFACTURES					2063
100 U KINGDOM				851	
215 INDIA				70	
231 HONG KONG		81		814	
347 JAPAN				200	
381 ALASKA		91		91	
383 HAWAII				400	
400 U STATES		289		1791	
		461		4217	
BUTTON BLANKS OF SHELL ROUGH					2071
347 JAPAN				719	
				719	
SHELLS AND FOSSILS N O P					2073
100 U KINGDOM		851		8398	
327 FRANCE				457	
335 GERMANY W				1095	
344 ITALY				103	
347 JAPAN		214		1680	
354 NETHRLNDS		132		520	
383 HAWAII				51	
400 U STATES		1942		14664	
		3139		26968	
OYSTER SHELLS CRUSHED OR NOT	CWT				2075
400 U STATES	75849	46786	404629	275315	
	75849	46786	404629	275315	
FEATHERS NATURAL					2081
100 U KINGDOM		492		3074	
231 HONG KONG		9622		24018	
306 BELGIUM		1210		5394	
313 CHINA		104		104	
318 DENMARK		350		646	
327 FRANCE		74		602	
335 GERMANY W		400		3794	
344 ITALY				902	
365 POLAND				1525	
393 TAIWAN				1960	
400 U STATES		18478		82101	
		30730		124120	
BADMINTON SHUTTLE COCKS BIRDS	GROSS				2083
100 U KINGDOM	28	174	286	2592	
215 INDIA			48	484	
216 PAKISTAN	13	167	13	167	
318 DENMARK			82	1973	
335 GERMANY W			39	327	
347 JAPAN			42	241	
376 SWITZRLND	10	260	10	260	
400 U STATES	25	815	386	10135	
	76	1416	906	16179	
MANUFACTURES OF FEATHERS N O P					2084
100 U KINGDOM		150		2115	
207 UN SO AFR				451	
215 INDIA				474	
231 HONG KONG				154	
327 FRANCE		6055		11276	
335 GERMANY W		3166		7056	
347 JAPAN				314	
390 GERMANY E				1185	
400 U STATES		5245		18436	
		14616		41461	
FEATHERBONE COILS					2085
400 U STATES		634		7830	
		634		7830	
QUILLS NATURAL OR UNPLUMED					2086
304 ARGENTINA				1755	
318 DENMARK		684		2640	
327 FRANCE				1000	
365 POLAND				2488	
400 U STATES		1807		15464	
		2491		23347	
COD HADDOCK POLLOCK FRESH	LB				2091
100 U KINGDOM			3375	678	
400 U STATES	10753	874	215321	37456	
	10753	874	218696	38134	
HALIBUT FRESH	LB				2092
381 ALASKA			194876	34180	
400 U STATES	49310	8884	532103	114397	
	49310	8884	726979	148577	
FISH LIVERS	LB				2093
381 ALASKA			2880	720	
400 U STATES	4704	1869	34257	5006	
	4704	1869	37137	5726	
HERRINGS FRESH	LB				2094
100 U KINGDOM			9968	1006	
400 U STATES	5327900	98718	5508900	103482	
	5327900	98718	5518868	104488	
LIVE FISH AND EGGS PROPAGATING					2095
400 U STATES		4107		27932	
		4107		27932	
LOBSTERS FRESH	LB				2096
316 CUBA			1308	1324	
400 U STATES	23785	10744	70115	49856	
	23785	10744	71423	51180	
OYSTERS SEED AND BREEDING					2098
347 JAPAN				7966	
400 U STATES				22994	
				30960	

IMPORTS INTO CANADA FOR CONSUMPTION

Articles and Countries from which Imported	MONTH OF JUNE 1958		SIX MONTHS ENDED JUNE 1958		Class Number
	Quantities	Values (\$)	Quantities	Values (\$)	
OYSTERS FRESH OR FROZEN N O P 400 U STATES	GAL				2100
	379	2492	30042	196359	
SALMON FRESH		2492	30042	196359	
381 ALASKA 400 U STATES	LB		145032	55207	2101
			268851	116683	
SQUID FRESH			413883	171890	
231 HONG KONG 347 JAPAN 400 U STATES		556		5070	2102
		882		1061	
		1275		37741	
FISH ALL OTHER FRESH		2713		43872	
231 HONG KONG 318 DENMARK 347 JAPAN 354 NETHRLNDS 366 PORTUGAL 400 U STATES	LB				2103
	4110	1523	16246	4785	
	20300	10422	121970	68240	
	18873	7971	48138	20647	
	5710	2273	79744	35258	
			15000	3218	
	315809	51512	1539112	219042	
	364802	73701	1820210	351190	
COD HADDOCK POLLOCK DRIED					
100 U KINGDOM 359 NORWAY 400 U STATES	LB				2111
	3396	794	3396	794	
			6649	1983	
			1020	340	
	3396	794	11065	3117	
COD HADDOCK POLLOCK SALTED					
400 U STATES	LB				2113
	2000	272	2200	342	
	2000	272	2200	342	
HERRINGS SALTED					
100 U KINGDOM 318 DENMARK 335 GERMANY W 354 NETHRLNDS 359 NORWAY 375 SWEDEN 400 U STATES	LB				2115
			277776	36073	
			1620	246	
			1800	256	
	2904	407	328419	59063	
	51430	5432	280478	25695	
			22995	3545	
	5920	1218	9880	1689	
	60254	7057	922968	126567	
FISH DRIED N O P					
231 HONG KONG 347 JAPAN 400 U STATES	LB				2120
	769	586	16635	7563	
	675	347	4240	2046	
	420	221	860	427	
	1864	1154	21735	10036	
FISH ALL OTHER SALTED					
100 U KINGDOM 231 HONG KONG 372 SPAIN 400 U STATES	LB				2121
			53841	5352	
	3110	1087	42362	17327	
			1665	858	
	415	214	19001	6141	
	3525	1301	116869	29678	
FISH OTHER SMOKED OR BONELESS					
100 U KINGDOM 354 NETHRLNDS 359 NORWAY 400 U STATES	LB				2122
	10840	1981	364919	64159	
			3531	1706	
	1279	230	4032	604	
	2161	1962	44601	26904	
	14280	4173	417083	93373	
CRABS CLAMS SHRIMPS CANNED					
231 HONG KONG 347 JAPAN 352 MEXICO 359 NORWAY 400 U STATES	LB				2131
	150	67	8687	4609	
	138873	49509	475786	134827	
	500	473	500	473	
	2837	2844	18377	15929	
	150166	163641	284002	311489	
	292526	216534	787352	467327	
KIPPERED HERRINGS CANNED					
100 U KINGDOM 326 FINLAND 335 GERMANY W 354 NETHRLNDS 359 NORWAY	LB				2132
	27614	7559	93080	25992	
	238	145	776	388	
			133	60	
			519	154	
	11407	2968	135405	42553	
	39259	10672	229913	69147	
LOBSTERS CANNED PREPARED N O P					
207 UN SO AFR 234 AUSTRALIA 318 DENMARK 400 U STATES	LB				2133
			13500	24162	
			500	335	
			758	787	
	98	126	260	310	
	98	126	15018	25594	
OYSTERS SHELLLED IN CANS					
347 JAPAN 400 U STATES	QUART				2136
			3384	2308	
			51755	98080	
			55139	100388	
OYSTERS PREPARED PRESERVED N O P					
231 HONG KONG 347 JAPAN 400 U STATES	LB				2137
	1508	1220	13220	11016	
	20740	10065	112006	63736	
	5223	1482	59376	57318	
	27541	12767	184602	132070	
SALMON CANNED PREPARED N O P					
347 JAPAN 400 U STATES	LB				2138
	1367	1933	3831717	2240852	
	69	133	922	1018	
	1436	2066	3832639	2241870	
PILCHARD CANNED					
	LB				2139
ANCHOVIES SARDINES CANNED					
100 U KINGDOM 318 DENMARK 327 FRANCE 335 GERMANY W 344 ITALY 353 MOROCCO	LB				2140
	2306	761	2541	868	
	11647	5223	30049	13671	
			987	466	
			3244	1209	
	233	245	604	650	
	11750	3849	46907	15396	

## IMPORTS INTO CANADA FOR CONSUMPTION

Articles and Countries from which Imported	MONTH OF JUNE 1958		SIX MONTHS ENDED JUNE 1958		Class Number
	Quantities	Values (\$)	Quantities	Values (\$)	
359 NORWAY	56764	34677	495919	323963	
366 PORTUGAL	44980	23345	278766	134734	
372 SPAIN	2664	1150	2664	1150	
375 SWEDEN	375	513	6269	3752	
388 YUGO SLAV			13204	7975	
400 U STATES	488	279	15065	10187	
TUNA FISH CANNED	131207	70042	896219	514021	2143
347 JAPAN	193573	70947	1498342	422520	
366 PORTUGAL			2420	2133	
FISH PRESERVED IN OIL N O P	193573	70947	1500762	424653	2144
231 HONG KONG		761		6215	
318 DENMARK				4521	
327 FRANCE		208		1508	
335 GERMANY W		290		5254	
344 ITALY				1325	
347 JAPAN				4794	
359 NORWAY				154	
363 PERU		37661		142297	
366 PORTUGAL		1345		15783	
400 U STATES		1084		1268	
FISH PREPARED OR PRESERVED NOP		41349		183119	2145
100 U KINGDOM		970		9920	
231 HONG KONG		1483		9484	
313 CHINA				623	
318 DENMARK		93		949	
327 FRANCE		2229		3436	
335 GERMANY W		634		2759	
347 JAPAN		2175		19983	
352 MEXICO		2118		12024	
354 NETHRLNDS		112		167	
359 NORWAY		1786		12167	
366 PORTUGAL		150		467	
372 SPAIN				122	
375 SWEDEN				139	
400 U STATES		6273		107252	
HERRINGS CANNED		18023		179492	2146
100 U KINGDOM	13656	2795	63426	13030	
231 HONG KONG			852	420	
335 GERMANY W	29163	6922	193370	44268	
354 NETHRLNDS			2077	460	
359 NORWAY	2156	926	14394	5301	
375 SWEDEN	675	394	5767	3124	
400 U STATES			1569	690	
FISH OFFAL OR REFUSE	45650	11037	281455	67293	2151
381 ALASKA	290	6670	290	6670	
400 U STATES	3231	7145	11545	22898	
SPONGES OF MARINE PRODUCTION	3521	13815	11835	29568	2152
100 U KINGDOM				303	
306 BELGIUM		1125		1702	
316 CUBA		1357		12127	
336 GREECE		545		26706	
344 ITALY				2054	
379 TURKEY				247	
400 U STATES		1396		11034	
FISHERY PRODUCTS		4423		54173	2153
100 U KINGDOM				150	
225 TRINIDAD				80	
231 HONG KONG		26583		107451	
234 AUSTRALIA		2180		5995	
236 NEW ZEAL		9565		9565	
313 CHINA				357	
316 CUBA				1623	
318 DENMARK		130		425	
335 GERMANY W		278		3386	
347 JAPAN		1161		23860	
352 MEXICO		20310		51996	
359 NORWAY		273		1106	
361 PANAMA		9875		9875	
366 PORTUGAL				1353	
375 SWEDEN				150	
400 U STATES		236161		961347	
FISH MEAL		306516		1178719	2154
FUR SKINS CHINA AND JAP MINK					2155
100 U KINGDOM	5000	6634	5000	6634	
347 JAPAN			200	804	
FUR SKINS OPOSSUM UNDRRESSED	5000	6634	5200	7438	2156
400 U STATES			5816	4299	
FUR SKINS RACCOON UNDRRESSED			5816	4299	2157
400 U STATES	9267	15240	104037	273799	
FUR SKINS SHEEP LAMB UNDRRESSED	9267	15240	104037	273799	2158
100 U KINGDOM			465	1249	
304 ARGENTINA			11240	22102	
312 CHILE			4695	10157	
400 U STATES	20530	28679	173515	293964	
	20530	28679	189915	327472	

IMPORTS INTO CANADA FOR CONSUMPTION

Articles and Countries from which Imported	MONTH OF JUNE 1958		SIX MONTHS ENDED JUNE 1958		Class Number
	Quantities	Values (\$)	Quantities	Values (\$)	
FUR SKINS MARINE UNDRRESSED 359 NORWAY 400 U STATES	NO		150 41 191	975 248 1223	2161
FUR SKINS FOX UNDRRESSED 100 U KINGDOM 318 DENMARK 359 NORWAY 375 SWEDEN 380 USSR 400 U STATES	NO 290	3992	4711 10 658 373 1080 1991	77612 172 12188 6505 13114 35198	2162
	41	915	1991	35198	
	331	4907	8823	144789	
FUR SKINS POLINSKY UNDRRESSED 100 U KINGDOM 313 CHINA 375 SWEDEN 400 U STATES	NO 1780	2400	9170 82698 5200 6600	11214 205637 13408 8409	2163
	1780	2400	103668	238668	
FUR SKINS MINK UNDRRESSED 100 U KINGDOM 318 DENMARK 326 FINLAND 359 NORWAY 375 SWEDEN 380 USSR 400 U STATES	NO 160 14	783 300	14805 1947 681 7070 4316 960	175785 36038 7018 97120 69880 9323	2164
	23988	370531	225842	3579664	
	24565	376993	255621	3974828	
FUR SKINS MUSKRAT UNDRRESSED 100 U KINGDOM 400 U STATES	NO 1200	676	4775	3782	2165
	85298	87748	1134132	1230637	
	86498	88424	1138907	1234419	
FUR SKINS PERSIAN LAMB UNDRRESSED 100 U KINGDOM 335 GERMANY W 400 U STATES	NO 28194	171334	211255 298	1367635 2572	2166
	26368	176618	280341	2257918	
	54562	347952	491894	3628125	
FUR SKINS RABBIT UNDRRESSED 327 FRANCE 335 GERMANY W 347 JAPAN 400 U STATES	NO 5700	2715	65400 5000	30563 2597	2167
	10000	4317	50000	23220	
	3050	1409	91888	40715	
	18750	8441	212288	97095	
FUR SKINS SQUIRREL UNDRRESSED 100 U KINGDOM 400 U STATES	NO 12000	6108	63230 80093	36650 49286	2168
	12000	6108	143323	85936	
FUR SKINS UNDRRESSED N O P 100 U KINGDOM 304 ARGENTINA 309 BRAZIL 313 CHINA 314 COLOMBIA 327 FRANCE 352 MEXICO 354 NETHRLNDS 380 USSR 381 ALASKA 400 U STATES	NO 22500	31231	50379 36 1979 86700 50 9321 1901 1100 7250 152	71641 176 18190 97999 160 13992 2377 1726 25505 2668	2169
	13058	75055	82426	601466	
	113390	197718	241294	835900	
ASTRACHAN RUSSIAN HARE DRESSED					2171
RABBIT SKINS DRESSED N O P 306 BELGIUM 313 CHINA 327 FRANCE 400 U STATES	DOZ 1042	2530	8664 917 13	26610 3243 305	2172
	15	177	241	491	
	1057	2707	9835	30649	
FUR SKINS DRESSED N O P 100 U KINGDOM 304 ARGENTINA 335 GERMANY W 344 ITALY 359 NORWAY 381 ALASKA 400 U STATES		20521		209701 2079 23581 8460 1276 160	2173
		497206		1180900	
		517892		1426157	
HATTERS FURS NOT ON THE SKIN 100 U KINGDOM 234 AUSTRALIA 306 BELGIUM 317 CZECHO S 327 FRANCE 335 GERMANY W 344 ITALY 372 SPAIN 400 U STATES	LB 600 1200	2163 1932	16258 11000 49560 150 12295 21455 600 23350 49022	74134 29001 95929 293 27611 44746 1756 38655 127447	2174
	7375	21543	183690	439572	
	13715	36165			
FUR SKINS SHEEP DRESSED 100 U KINGDOM 327 FRANCE 344 ITALY 400 U STATES				2885 583 336	2175
		12593		57569	
		12593		61373	
MANUFACTURES OF FUR N O P 100 U KINGDOM 234 AUSTRALIA		8921		25081 267	2181

## IMPORTS INTO CANADA FOR CONSUMPTION

Articles and Countries from which Imported	MONTH OF JUNE 1958		SIX MONTHS ENDED JUNE 1958		Class Number
	Quantities	Values (\$)	Quantities	Values (\$)	
236 NEW ZEAL				50	
304 ARGENTINA		2494		3367	
327 FRANCE				133	
335 GERMANY W				443	
336 GREECE		390		1952	
347 JAPAN		195		837	
359 NORWAY				326	
360 ISRAEL				151	
372 SPAIN				240	
376 SWITZRLND				980	
400 U STATES		29943		241344	
BRISTLES ANIMAL		41943		275171	
100 U KINGDOM	LB	709	2906	93552	2191
335 GERMANY W		1533	1591	3751	210813
347 JAPAN				600	8217
354 NETHRLNDS		1600	2152	25238	764
400 U STATES		633	632	7450	62478
HAIR UNMANUFACTURED		4475	7281	130591	24995
100 U KINGDOM	LB			4473	307267
306 BELGIUM				5060	11146
335 GERMANY W				40	3089
344 ITALY				115	133
354 NETHRLNDS				50080	1819
400 U STATES		72212	42220	732092	16256
HORSE HAIR		72212	42220	791860	214256
304 ARGENTINA	LB			250	246699
313 CHINA				3333	894
400 U STATES		5149	6361	85818	3497
HAIR CURLED DYED		5149	6361	89401	61661
N O P					66052
100 U KINGDOM			310		2194
335 GERMANY W					1581
400 U STATES			548		2175
MANUFACTURES OF HAIR			858		4676
100 U KINGDOM					8432
231 HONG KONG			2552		2195
313 CHINA					6383
335 GERMANY W			75		4366
400 U STATES			2362		2628
HORSE HIDES			4989		2226
100 U KINGDOM	NO				11552
400 U STATES		1000	8161	2000	27155
CALF SKINS AND KIPS RAW			8434	3345	2200
100 U KINGDOM	NO				15689
376 SWITZRLND		1412	16595	5345	21454
400 U STATES		2412			37143
CATTLE HIDES RAW					2201
236 NEW ZEAL	NO				10093
400 U STATES		1253	10220	4836	39755
SHEEP SKINS RAW		54149	179868	360357	1210000
234 AUSTRALIA		55402	190088	368309	1259848
236 NEW ZEAL	NO				2202
304 ARGENTINA		1500	9791	1500	9791
400 U STATES		25606	116095	287169	1520727
OTHER HIDES AND SKINS RAW		27106	125886	288669	1530518
234 AUSTRALIA	NO				2203
236 NEW ZEAL		5000	6051	15000	16264
304 ARGENTINA		12000	6114	12000	6114
400 U STATES		2489	841	4164	1860
LEATHER DRESSED KID		25154	26260	434532	631945
100 U KINGDOM		44643	32266	465696	656183
215 INDIA	NO				2204
327 FRANCE				3000	7548
335 GERMANY W				500	537
344 ITALY				366	824
372 SPAIN		260	1129	1802	4296
400 U STATES		260	1129	5668	13205
BELTING LEATHER IN BUTTS					2205
100 U KINGDOM	NO				6599
234 AUSTRALIA					3118
327 FRANCE					2206
335 GERMANY W					2500
389 IRELAND		25998	31762	126846	164897
400 U STATES		25998	31762	129346	176570
LEATHER TANNED N O P					2210
100 U KINGDOM			114064		375989
215 INDIA			272		2713
327 FRANCE					99
335 GERMANY W			1578		22448
344 ITALY					1354
372 SPAIN					6023
400 U STATES			45402		168923
BELTING LEATHER IN BUTTS			161316		577549
100 U KINGDOM					2211
234 AUSTRALIA			327		17645
327 FRANCE			1496		1496
335 GERMANY W					2177
389 IRELAND			178		178
400 U STATES			4331		282
LEATHER TANNED N O P			6332		30893
100 U KINGDOM					52671
215 INDIA			12919		2213
			9838		88118
					23762



IMPORTS INTO CANADA FOR CONSUMPTION

Articles and Countries from which Imported	MONTH OF JUNE 1958		SIX MONTHS ENDED JUNE 1958		Class Number
	Quantities	Values (\$)	Quantities	Values (\$)	
234 AUSTRALIA				613	
236 NEW ZEAL				1543	
327 FRANCE		877		4997	
354 NETHRLNDS		1019		3297	
400 U STATES		10896		48300	
		35549		170630	
LEATHER DRESSED N O P					2215
100 U KINGOOM		84224		475614	
215 INDIA				274	
234 AUSTRALIA				64	
236 NEW ZEAL		417		4851	
305 AUSTRIA				1359	
306 BELGIUM		933		3488	
309 BRAZIL				1273	
318 DENMARK		2232		2232	
327 FRANCE		25646		269097	
335 GERMANY W		1476		10813	
344 ITALY				80	
354 NETHRLNOS		514		6906	
376 SWITZRLNO		246		658	
389 IRELAND		679		6690	
400 U STATES		124655		713851	
		241022		1497250	
CHAMOIS SKIN					2216
100 U KINGOOM		38066		257751	
234 AUSTRALIA		459		459	
236 NEW ZEAL				156	
400 U STATES		88		88	
		38613		258454	
PATENT AND UPHOLSTERY LEATHER					2217
100 U KINGDOM		116		1669	
304 ARGENTINA		738		738	
400 U STATES		5661		111995	
		6515		114402	
SOLE LEATHER	LB				2218
100 U KINGDOM	1297	587	11232	5013	
400 U STATES	2013	972	74980	32814	
	3310	1559	86212	37827	
SCRAP LEATHER					2219
400 U STATES		3737		39607	
		3737		39607	
PIG MOROCCO ROLLER LEATHERS					2220
100 U KINGDOM		26734		195374	
400 U STATES		7395		40418	
		34129		235792	
LEATHER FROM EAST INDIA KIP					2221
100 U KINGDOM		45410		454538	
400 U STATES				511	
		45410		455049	
LEATHER FOR GLOVES OR CLOTHING					2224
100 U KINGDOM		89804		467710	
318 DENMARK				380	
344 ITALY				97	
354 NETHRLNDS				599	
375 SWEDEN				238	
400 U STATES		126566		762654	
		216370		1231678	
LEATHER FOR UPHOLSTERY LEATHER					2225
100 U KINGDOM		11370		76547	
400 U STATES		1158		8320	
		12528		84867	
CRUST OIL LEATHER FOR CHAMOIS					2226
100 U KINGDOM		1548		3095	
		1548		3095	
BOOTS AND SHOES MENS LEATHER	PAIR				2232
100 U KINGDOM	23732	129630	214617	1111397	
231 HONG KONG	29	68	809	719	
305 AUSTRIA	24	96	486	8530	
306 BELGIUM			35	248	
317 CZECHO S			29642	69415	
327 FRANCE	11	137	899	7659	
335 GERMANY W	3126	16733	16943	96178	
344 ITALY	9288	53214	43853	237163	
347 JAPAN			5233	3143	
352 MEXICO			112	1273	
354 NETHRLNDS	51	233	184	864	
376 SWITZRLND	55	500	285	3124	
400 U STATES	9411	42339	43446	205541	
	45727	242950	356544	1745254	
BOOTS AND SHOES WOMENS LEATHER	PAIR				2233
100 U KINGDOM	7781	29340	66674	355548	
215 INDIA			20	56	
231 HONG KONG	890	1056	1454	1617	
305 AUSTRIA			136	1934	
327 FRANCE			74	506	
335 GERMANY W	2857	12152	11332	59014	
344 ITALY	3075	9683	70947	277111	
347 JAPAN	84	372	518	615	
352 MEXICO	225	691	9744	11073	
354 NETHRLNDS	131	274	289	957	
359 NORWAY			10	51	
372 SPAIN	33	125	33	125	
376 SWITZRLND	300	2624	4440	40465	
383 HAWAII			846	1547	
389 IRELAND			293	1507	
391 LEBANON			120	208	

## IMPORTS INTO CANADA FOR CONSUMPTION

Articles and Countries from which Imported	MONTH OF JUNE 1958		SIX MONTHS ENDED JUNE 1958		Class Number
	Quantities	Values (\$)	Quantities	Values (\$)	
400 U STATES	35020	113075	370476	1407599	
BOOTS SHOES CHILDRENS LEATHER	50396	169392	537406	2159933	
100 U KINGDOM	PAIR 855	1077	124511	124102	2234
215 INDIA			11750	10881	
231 HONG KONG	300	180	300	180	
335 GERMANY W	1219	3362	6004	18440	
344 ITALY	1780	4158	5970	13410	
347 JAPAN	48	171	48	171	
354 NETHRLNDS	28	94	5871	6071	
400 U STATES	5722	8134	48824	63572	
GARMENTS LEATHER	9952	17176	203278	256827	
100 U KINGDOM		1212		4924	2235
231 HONG KONG		205		205	
335 GERMANY W				70	
344 ITALY				159	
354 NETHRLNDS		138		1165	
400 U STATES		1008		8681	
GLOVES MITTS LEATHER N O P		2563		15204	
100 U KINGDOM		14639		99013	2236
216 PAKISTAN		2434		4381	
317 CZECHO S				322	
327 FRANCE		4684		29117	
335 GERMANY W		398		3176	
344 ITALY		2261		8848	
347 JAPAN		7978		92653	
354 NETHRLNDS		2456		2558	
376 SWITZRLND				333	
400 U STATES		5931		56847	
GLOVES OF KID WOMENS		40781		297248	
100 U KINGDOM		112		1275	2237
306 BELGIUM		463		4302	
327 FRANCE		5750		73786	
335 GERMANY W		16291		50522	
344 ITALY		1417		4736	
HARNES AND SADDLERY		24033		134621	
100 U KINGDOM		12528		49393	2238
215 INDIA				1033	
322 EGYPT		252		252	
335 GERMANY W		765		5171	
344 ITALY				300	
347 JAPAN		430		430	
352 MEXICO		105		1354	
354 NETHRLNDS				302	
400 U STATES		34625		164556	
LEATHER BELTING		48705		222791	
100 U KINGDOM		5456		16727	2239
318 DENMARK		473		824	
335 GERMANY W		5396		6374	
354 NETHRLNDS				1073	
400 U STATES		3724		22851	
MFRS OF LEATHER OR RAWHIDE NOP		15049		47849	
100 U KINGDOM		11219		74776	2241
216 PAKISTAN		173		424	
231 HONG KONG				720	
305 AUSTRIA		526		659	
306 BELGIUM				52	
317 CZECHO S				278	
327 FRANCE		227		1380	
335 GERMANY W		2733		13169	
344 ITALY		2641		11497	
347 JAPAN		1389		3473	
352 MEXICO				705	
353 MOROCCO		50		969	
354 NETHRLNDS				755	
372 SPAIN				181	
375 SWEDEN				98	
376 SWITZRLND				226	
400 U STATES		38314		266798	
SOLES AND HEELS LEATHER		57272		376160	
100 U KINGDOM		146		6154	2243
400 U STATES		8250		51009	
SHOE LIFTS AND WELTING LEATHER		8396		57163	
100 U KINGDOM				2867	2244
400 U STATES		2880		23441	
STRAPS LEATHER		2880		26308	
100 U KINGDOM		6916		40342	2245
231 HONG KONG				1162	
305 AUSTRIA				108	
327 FRANCE				1361	
335 GERMANY W		2554		12513	
344 ITALY		201		375	
347 JAPAN				285	
352 MEXICO				307	
376 SWITZRLND		1198		10066	
400 U STATES		7077		61068	
		17946		127587	

IMPORTS INTO CANADA FOR CONSUMPTION

41

Articles and Countries from which Imported			MONTH OF JUNE 1958		SIX MONTHS ENDED JUNE 1958		Class Number	
			Quantities	Values (\$)	Quantities	Values (\$)		
BICYCLE SADDLES			N O					
100	U	KINGDOM	3950	3484	22219	18108	2246	
335	GERMANY	W	10640	5575	61805	33408		
347	JAPAN		300	206	2766	2143		
354	NETHRLNDS		1300	1224	15430	13712		
400	U	STATES			4910	6063		
			16190	10489	107130	73434		
BEEF AND VEAL FRESH			LB					
234	AUSTRALIA		58344	18885	450782	138338	2251	
236	NEW ZEAL		2052863	565735	2917940	805928		
381	ALASKA		1859	1502	10895	8601		
400	U	STATES	212609	125490	1340316	675167		
			2325675	711612	4719933	1628034		
MUTTON AND LAMB FRESH			LB					
234	AUSTRALIA		125147	24184	4035665	820451	2252	
236	NEW ZEAL		3011250	587305	9248213	1921475		
400	U	STATES	66321	29978	306419	176304		
			3202718	641467	13590297	2918230		
PORK FRESH			LB					
234	AUSTRALIA		11940	5204	55200	24179	2253	
236	NEW ZEAL				112203	35843		
			11940	5204	167403	60022		
POULTRY NOP GAME			LB					
234	AUSTRALIA				13500	3086	2254	
381	ALASKA				312	168		
400	U	STATES	254579	83190	764516	268188		
			254579	83190	778328	271442		
MEATS FRESH N O P			LB					
316	CUBA				450	567	2257	
347	JAPAN		3350	4172	3550	4380		
400	U	STATES	5855	6201	41177	28652		
			9205	10373	45177	33599		
EDIBLE OFFAL FRESH			LB					
234	AUSTRALIA		2609	1335	74477	34898	2258	
236	NEW ZEAL		4375	1190	10876	4353		
400	U	STATES	87267	29535	377572	109377		
			94251	32060	462925	148628		
CHICKENS AND FOWLS NOP			LB					
381	ALASKA		461	245	840	452	2259	
400	U	STATES	1110319	353666	2842269	875417		
			1110780	353911	2843109	875869		
TURKEYS NOP			LB					
400	U	STATES	89956	31628	152202	37423	2260	
			89956	31628	152202	37423		
PORK PREP OR PRESERVED N O P			LB					
400	U	STATES	107475	62803	676952	359412	2261	
			107475	62803	676952	359412		
BEEF PICKLEO			LB					
236	NEW ZEAL				2000	307	2263	
400	U	STATES	626963	195389	5251268	1527842		
			626963	195389	5253268	1528142		
CANNED MEATS POULTRY GAME NOP			LB					
100	U	KINGDOM	33858	9228	363368	87726	2264	
234	AUSTRALIA		20250	3543	39285	6928		
236	NEW ZEAL				25200	11392		
304	ARGENTINA		45000	9231	45000	9231		
318	DENMARK		157620	54634	295877	131518		
327	FRANCE		780	1937	11591	15583		
335	GERMANY	W			8977	3116		
347	JAPAN				633	1045		
354	NETHRLNDS		6445	1641	27485	7839		
359	NORWAY				300	138		
365	POLAND		6835	3527	18616	9611		
400	U	STATES	130356	33952	1532165	421042		
			401144	117693	2368497	705169		
EXTRACTS OF MEAT FLUID BEEF			LB					
100	U	KINGDOM	2866	2032	20297	14732		2265
234	AUSTRALIA				86016	243148		
304	ARGENTINA		7280	18267	15792	39836		
354	NETHRLNDS				288	252		
386	URUGUAY				112	472		
400	U	STATES	260	439	392	709		
			10406	20738	122897	299149		
MEATS PREPARED NOT CANNED			LB					
400	U	STATES	9533	6439	462489	446144	2266	
			9533	6439	462489	446144		
SAUSAGE			LB					
318	DENMARK				2070	1622	2269	
335	GERMANY	W			2022	754		
400	U	STATES	8073	5789	43531	31624		
			8073	5789	47623	34000		
SOUPS SOUP PREPARATIONS N O P								
100	U	KINGDOM		488		3887	2270	
306	BELGIUM					117		
318	DENMARK			253		730		
327	FRANCE					1549		
335	GERMANY	W				151		
347	JAPAN					187		
354	NETHRLNDS			423		11716		
360	ISRAEL					137		
376	SWITZRLND			11574		42961		
381	ALASKA					256		
400	U	STATES		31414		236963		
				44152		298654		
MEAT PIES FROZEN			LB					
400	U	STATES	229530	81183	850004	306339	2271	
			229530	81183	850004	306339		

## IMPORTS INTO CANADA FOR CONSUMPTION

Articles and Countries from which Imported	MONTH OF JUNE 1958		SIX MONTHS ENDED JUNE 1958		Class Number
	Quantities	Values (\$)	Quantities	Values (\$)	
COMPLETE DINNERS MEAT FROZEN 400 U STATES	LB 260168	164699	827940	488158	2272
BEEF CANNED N O P 100 U KINGDOM 234 AUSTRALIA 304 ARGENTINA 318 DENMARK 400 U STATES	LB 336650 18000 281	81025 4743 397	1056020 44100 3600 4692	248570 11719 2828 5379	2273
CORNED BEEF CANNED 234 AUSTRALIA 304 ARGENTINA 327 FRANCE 362 PARAGUAY 386 URUGUAY	LB 1054566 327000 7500	360884 88998 1587	1696480 3209818 6300 181643 10980	565454 851674 2449 50778 2381	2274
MILK SKIM POWDERED 400 U STATES	LB 1389066	451469	5105221	1472736	2280
MILK AND CREAM FRESH 318 DENMARK 400 U STATES	GAL 810 753	1960 3604	7112 4868	17029 18436	2281
BUTTER 400 U STATES	LB 160 160	77 77	610 610	375 375	2282
CASEIN 234 AUSTRALIA 236 NEW ZEAL 400 U STATES	LB 26978 1700 28678	4858 620 5478	215978 242000 18446	45351 53132 6277	2283
CHEESE 100 U KINGDOM 236 NEW ZEAL 304 ARGENTINA 305 AUSTRIA 310 BULGARIA 318 DENMARK 326 FINLAND 327 FRANCE 335 GERMANY W 336 GREECE 344 ITALY 354 NETHRLNOS 359 NORWAY 375 SWEDEN 376 SWITZRLNO 388 YUGO SLAV 400 U STATES	LB 13341 1800 5771 165264 41495 19610 197879 93254 3311 127640 2201 94485 766051	5335 604 2537 65293 22216 8763 87306 38321 1384 75792 925 52769 361245	65577 3600 37019 16203 8819 989022 7701 237146 86717 15805 1183759 630641 17801 2161 915700 2201 557654 4777526	29129 1215 15688 6245 1970 373972 3028 116026 44893 5252 547868 255474 7815 715 537768 925 312068 2260051	2284
MILK CONDENSED OR EVAPORATEO 400 U STATES	LB 1200 1200	131 131	18020 18020	4934 4934	2285
MILK WHOLE POWDEREO 100 U KINGDOM 389 IRELAND 400 U STATES	LB 1802 1802	409 409	23002 24000 21304 68306	5697 5537 7747 18981	2286
DRIED WHEY DRIED BUTTERMILK 354 NETHRLNOS 400 U STATES	LB 1604 80670 82274	785 6367 7152	3208 297475 300683	1577 25309 26886	2287
OLEIC ACID OR REO OIL 400 U STATES	LB 14114 14114	2901 2901	77486 77486	15087 15087	2288
STEARIC ACID 100 U KINGDOM 234 AUSTRALIA 306 BELGIUM 400 U STATES	LB 67200 4480 134245 205925	7637 572 18459 26668	37016 206080 69595 784065 1096756	6546 23599 9223 103055 142423	2289
LARD OIL 400 U STATES	GAL 1430 1430	2606 2606	6799 6799	12519 12519	2291
NEATS FOOT OIL	GAL				2292
ANIMAL OIL N O P 100 U KINGDOM 234 AUSTRALIA	GAL 3160 998 4158	3143 5366 8509			2293
COO LIVER OIL 100 U KINGDOM 341 ICELAND 359 NORWAY 400 U STATES	GAL 9825 1087 10912	13097 1284 14381	85063 1087 1425 87586	118940 1284 2070 122365	2294
FISH MARINE ANIMAL OIL N O P 347 JAPAN 359 NORWAY 400 U STATES	GAL 200 91922 92122	2052 70577 72629	14929 675 1058859 1074463	57561 775 877641 935977	2295
WHALE AND SPERMACE TI OIL 100 U KINGDOM 359 NORWAY 400 U STATES	GAL 234 234	390 390	1349 1665 4132 7146	2166 1769 5601 9536	2297

IMPORTS INTO CANADA FOR CONSUMPTION

Articles and Countries from which Imported	MONTH OF JUNE 1958		SIX MONTHS ENDED JUNE 1958		Class Number
	Quantities	Values (\$)	Quantities	Values (\$)	
HALIBUT LIVER OIL 400 U STATES				9870	2298
FISH OIL CONCENTRATED 400 U STATES				9870	2299
FISH OIL FOR FORTIFYING 347 JAPAN 400 U STATES		15681 1780		38130 22126	2300
BEESWAX 100 U KINGDOM 309 BRAZIL 312 CHILE 316 CUBA 400 U STATES	LB 896	487	896 510 25608 22077 54280	487 383 15845 12481 36222	2302
CANDLES N O P 100 U KINGDOM 318 DENMARK 335 GERMANY W 389 IRELAND 400 U STATES	LB 2719	1316	2138 1260 100 2700 14555	993 767 66 838 6081	2303
GREASE AND DEGRAS 100 U KINGDOM 354 NETHRLNDS 400 U STATES	CWT 107	570	1167 40 75097	9723 213 623527	2304
LARD AND COMPOUNDS STEARINE 100 U KINGDOM 400 U STATES	LB 1400	275	12600 3885316 3897916	1872 443005 444877	2307
TALLOW 313 CHINA 354 NETHRLNDS 400 U STATES	LB 9416	9752	4482 66 126978	5076 69 140067	2315
EGG ALBUMEN DRIED POWDERED ETC 313 CHINA 354 NETHRLNDS 400 U STATES	LB 9416	9752	131526	145212	2316
EGG YOLK DRIED POWDERED ETC 304 ARGENTINA 313 CHINA 354 NETHRLNDS 400 U STATES	LB 1989	1631	1989 15000 12100 1650 30739	1631 9711 9386 1945 22673	2317
GELATINE INEDIBLE PHOTOGRAPHIC 400 U STATES	LB 36985	49546	149095	211467	2320
ANIMAL GLANDS FOR MEDICINE 400 U STATES		49546	149095	211467	2321
BLOOD ALBUMEN AND BLOOD DRIED 400 U STATES		753		2625	2324
EGGS IN THE SHELL 100 U KINGDOM 231 HONG KONG 381 ALASKA 400 U STATES	DOZ 3197	1362	9 20669 8610 658751 688039	63 9510 3880 1677587 1691040	2325
EGGS YOLK OR ALBUMEN FROZEN 354 NETHRLNDS 400 U STATES	LB 500		74420 74920	453 38969 39422	2326
GELATINE CAPSULES EMPTY 400 U STATES		34664		235389	2328
GELATINE EDIBLE 100 U KINGDOM 234 AUSTRALIA 306 BELGIUM 318 DENMARK 327 FRANCE 335 GERMANY W 354 NETHRLNDS 400 U STATES	LB 10080 68450	3803 38573	102378 187200 12843 22400 42782 304 8760	39495 101788 5401 11298 18147 496 3290	2329
GELATINE N O P 100 U KINGDOM 327 FRANCE 400 U STATES	LB 43560	11294	130700 2284 29195	32573 685 20414	2331
GLUE ANIMAL POWDERED DR SHEET 100 U KINGDOM 400 U STATES	LB 874800	136083	3123420 372105	491178 66688	2332
GLUE N O P 100 U KINGDOM 335 GERMANY W 400 U STATES	LB 2016	296	2016 176 57829	296 78 22496	2333
GUT AND MANUFACTURES N O P 100 U KINGDOM		639	60021	22870	2336

## IMPORTS INTO CANADA FOR CONSUMPTION

Articles and Countries from which Imported		MONTH OF JUNE 1958		SIX MONTHS ENDED JUNE 1958		Class Number	
		Quantities	Values (\$)	Quantities	Values (\$)		
HONEY	234 AUSTRALIA				9060	2337	
	327 FRANCE		199		199		
	400 U STATES		1261		8815		
			2099		25296		
		LB					
	100 U KINGDOM	849	481	3047	1633		
	224 JAMAICA			240	70		
	305 AUSTRIA			3306	572		
	312 CHILE			540	203		
	318 DENMARK	278	60	758	247		
	327 FRANCE			384	189		
	335 GERMANY W			225	133		
	336 GREECE			6528	2267		
	344 ITALY			871	532		
	354 NETHRLNDS	240	83	1816	729		
388 YUGO SLAV			1169	239			
389 IRELAND			288	158			
400 U STATES							
		175314	23585	1982196	285964		
		176681	24209	2001368	292936		
MANURES ANIMAL							
	CWT						
400 U STATES		3901	6759	32333	52645		
		3901	6759	32333	52645		
MUSK IN PODS OR GRAINS							
	OZ						
231 HONG KONG				323	9321		
				323	9321		
RENNET RAW AND PREPARED							
	LB						
318 DENMARK				2284	936		
400 U STATES		16393	8843	139795	74653		
		16393	8843	142079	75589		
SAUSAGE CASINGS UNCLEANED							
	LB						
400 U STATES		26805	5168	151691	27595		
		26805	5168	151691	27595		
SAUSAGE CASINGS CLEANED							
	LB						
234 AUSTRALIA		48513	86758	234293	403439		
236 NEW ZEAL		349268	792886	849510	1821060		
400 U STATES		307	1052	4088	8819		
		398088	880696	1087891	2233318		
TANKAGE							
	CWT						
236 NEW ZEAL		110	800	634	4545		
400 U STATES		9390	11127	60845	80705		
		9500	11927	61479	85250		
ANIMAL PRODUCTS N O P							
			11845		46107		
100 U KINGDOM					56		
215 INDIA			911		4145		
231 HONG KONG					681		
318 DENMARK					176		
327 FRANCE			114		25373		
335 GERMANY W			1011		2292		
344 ITALY			2001		5065		
347 JAPAN			607		941		
352 MEXICO					32397		
354 NETHRLNDS			5370		3845		
375 SWEDEN			3845		488		
383 HAWAII			488		548		
389 IRELAND					265360		
400 U STATES			47465		387474		
			73657				
HORSE MEAT AND MEAT FOR FEE							
	CWT						
400 U STATES		5885	33967	21265	149290		
		5885	33967	21265	149290		
DOG FOOD AND PET STOCK FOOD							
					3547		
100 U KINGDOM					174		
231 HONG KONG					180		
306 BELGIUM					555		
318 DENMARK					756		
335 GERMANY W					947		
352 MEXICO			258				
400 U STATES			12937		146625		
			13195		152784		

IMPORTS INTO CANADA FOR CONSUMPTION

Articles and Countries from which Imported	MONTH OF JUNE 1958		SIX MONTHS ENDED JUNE 1958		Class Number
	Quantities	Values (\$)	Quantities	Values (\$)	
<u>GROUP 3</u>					
<u>FIBRES TEXTILES AND PRODUCTS</u>					
RAW COTTON	CWT				3001
100 U KINGDOM	1627	50933	1627	50933	
203 R E AFR	415	13108	415	13108	
215 INDIA			240	6000	
216 PAKISTAN			597	16020	
309 BRAZIL			453	14332	
322 EGYPT			220	10157	
352 MEXICO	8875	263804	115493	3514580	
358 NICARAGUA			74720	2206658	
363 PERU			692	33538	
396 SUDAN			41	2197	
400 U STATES	125390	3543893	758233	22626621	
	136307	3871738	952731	28494144	
COTTON LINTERS AND FIBRES NOP	LB				3002
100 U KINGDOM	68953	3826	68953	3826	
323 EL SALVD	110318	5962	1247143	77961	
352 MEXICO			229470	13434	
358 NICARAGUA	114900	7416	114900	7416	
380 USSR	33087	2568	33087	2568	
392 SYRIA			1609358	92824	
400 U STATES	1291512	96179	8550345	625143	
	1618770	115951	11853256	823172	
BATTS BATTING WADDING COTTON	LB				3004
100 U KINGDOM			215	157	
400 U STATES	76082	35823	393326	205831	
	76082	35823	393541	205988	
COTTON THREAD	LB				3009
100 U KINGDOM	1504	4069	10231	29291	
207 UN SO AFR			1907	1144	
317 CZECHO S	60	91	20177	19586	
335 GERMANY W			118	434	
344 ITALY	106	430	1354	4662	
354 NETHRLNDS	210	198	412	753	
376 SWITZRLND	680	1392	2221	4562	
400 U STATES	51517	80605	351018	562267	
	54077	86785	387438	622699	
COTTON YARNS SINGLES N O P	LB				3011
100 U KINGDOM	11936	11108	54192	57819	
215 INDIA	5400	2492	21611	9750	
400 U STATES	15018	12357	128513	118741	
	32354	25957	204316	186310	
YARNS SINGLES FOR KNIT GOODS	LB				3012
100 U KINGDOM			1063	609	
344 ITALY	1110	872	1110	872	
354 NETHRLNDS			468	306	
400 U STATES	17643	14806	261564	231450	
	18753	15678	264205	233237	
COTTON YARNS N O P	LB				3013
100 U KINGDOM	2258	1754	56362	45584	
354 NETHRLNDS	29	56	29	56	
400 U STATES	159627	90646	1063089	707740	
	161914	92456	1119480	753380	
CROCHET KNITTING COTTON N O P	LB				3014
100 U KINGDOM	299	441	593	1957	
327 FRANCE	812	3523	6905	28531	
354 NETHRLNDS			426	418	
400 U STATES	4247	6199	34608	52343	
	5358	10163	42532	83249	
CORDS AND TWINE COTTON N O P	LB				3015
100 U KINGDOM	3148	1630	45864	23613	
400 U STATES	25771	23656	129655	125802	
	28919	25286	175519	149415	
COTTON YARNS TINSSEL THREAD	LB				3017
327 FRANCE			18	273	
400 U STATES	4210	9486	25880	66066	
	4210	9486	25898	66339	
MERCERIZED YARNS 40 AND FINER	LB				3018
100 U KINGDOM	4089	8045	24921	50023	
400 U STATES	122	355	2801	5609	
	4211	8400	27722	55632	
COTTON YARNS HANKS FOR THREAD	LB				3019
100 U KINGDOM	74707	106023	400464	575757	
400 U STATES	80179	114927	341885	492470	
	154886	220950	742349	1068227	
COTTON YARN 2 PLY 80 AND FINER	LB				3020
100 U KINGDOM	978	4316	2881	13065	
	978	4316	2881	13065	
COTTON YARN SINGLES FOR THREAD	LB				3021
100 U KINGDOM	61343	64716	418908	473765	
400 U STATES	20797	27017	172880	197674	
	82140	91733	591788	671439	
COTTON YARN TO BE MERCERIZED	LB				3022
100 U KINGDOM	8412	16711	44935	90114	
400 U STATES			39283	40888	
	8412	16711	84218	131002	
COTTON YARNS SINGLES 20 TO 40	LB				3023
100 U KINGDOM	33645	30302	180362	169981	
400 U STATES	1843	1571	14567	14247	
	35488	31873	194929	184228	

## IMPORTS INTO CANADA FOR CONSUMPTION

Articles and Countries from which Imported	MONTH OF JUNE 1958		SIX MONTHS ENDED JUNE 1958		Class Number
	Quantities	Values (\$)	Quantities	Values (\$)	
COLOURED COT FAB NOP OVER 80 C	LB				3026
100 U KINGDOM	41781	75637	282547	561581	
215 INDIA	1378	3601	25341	27129	
231 HONG KONG			574	550	
234 AUSTRALIA			37	250	
305 AUSTRIA	1819	2077	11033	22817	
306 BELGIUM	33964	31383	285671	277610	
313 CHINA	927	838	1872	1674	
317 CZECHO S	28241	37575	172019	183582	
318 DENMARK	41	202	1465	3286	
327 FRANCE	888	2229	15248	32264	
335 GERMANY W	33190	56336	283608	524939	
344 ITALY	2966	4629	19259	54681	
347 JAPAN	92963	103463	537750	678010	
354 NETHRLNDS	76149	117153	409506	645367	
365 POLAND			302	250	
366 PORTUGAL	2030	3545	8768	10585	
372 SPAIN			5423	7701	
375 SWEDEN			1071	1759	
376 SWITZRLND	875	3327	27455	118332	
383 HAWAII			156	555	
390 GERMANY E			65	61	
400 U STATES	1641521	2163915	12425281	17775085	
	1958733	2605910	14514451	20928068	
COLORED COT FAB NOP 50 TO 80 C	LB				3027
100 U KINGDOM			14104	9697	
215 INDIA	40178	22459	478424	269501	
231 HONG KONG			120	75	
306 BELGIUM	4531	3596	17010	11574	
317 CZECHO S	7825	6024	9888	7649	
335 GERMANY W	4992	3541	12886	9237	
344 ITALY	2356	1362	6170	3791	
347 JAPAN	48770	33068	62286	42147	
354 NETHRLNDS	1653	1065	5852	3913	
365 POLAND			420	260	
400 U STATES	99240	71854	611262	444347	
	209545	142969	1218422	802191	
COLORED COT FAB NOP UNDER 50 C	LB				3028
100 U KINGDOM	489	234	1866	840	
215 INDIA	50609	22021	312868	140518	
347 JAPAN			3000	1342	
365 POLAND	853	359	17030	7218	
400 U STATES	4688	1852	25087	9331	
	56639	24466	359851	159249	
COTTON DENIMS	LB				3029
215 INDIA	4100	2327	23887	12803	
400 U STATES	214733	155189	1398316	993861	
	218833	157516	1422203	1006664	
HANDKERCHIEF COTTON BLEACHED	LB				3030
100 U KINGDOM			3820	7413	
347 JAPAN	492	482	3826	3792	
	492	482	7646	11205	
COTTON FABRIC NOT BLEACHED NOP	LB				3031
100 U KINGDOM	621	1351	20644	21946	
215 INDIA	239193	96636	1173857	485865	
224 JAMAICA	51516	29140	291147	170602	
305 AUSTRIA	4020	2985	15344	12595	
306 BELGIUM	2153	1446	36027	24822	
309 BRAZIL			3364	1424	
313 CHINA	10563	5000	30125	14335	
317 CZECHO S			12598	10158	
347 JAPAN	97446	65092	449697	329374	
354 NETHRLNDS	388	569	13969	10550	
400 U STATES	933130	620307	5490215	3656549	
	1339030	822526	7536987	4738220	
CANTON FLANNELS NOT COLOURED	LB				3032
100 U KINGDOM	2495	3418	14783	26773	
215 INDIA	7927	5504	66900	43418	
306 BELGIUM	1219	982	1219	982	
309 BRAZIL			3291	2301	
313 CHINA	911	770	1830	1547	
317 CZECHO S			16232	11744	
344 ITALY			18	71	
347 JAPAN	54362	52167	385296	408898	
354 NETHRLNDS	355	382	8487	7702	
365 POLAND	26844	18124	132920	91781	
376 SWITZRLND	26	117	313	1240	
400 U STATES	47051	58127	327887	404882	
	141190	139591	959176	1001339	
TOWELLING IN THE WEB	LB				3033
100 U KINGDOM			545	745	
215 INDIA	9797	5888	65430	40709	
231 HONG KONG			2500	829	
317 CZECHO S	4242	3279	17286	13688	
400 U STATES	4766	4613	15655	15559	
	18805	13780	101416	71530	
VOILES SCRIMS NOT COLOURED	LB				3034
100 U KINGDOM	527	875	1340	2360	
215 INDIA			12259	8040	
317 CZECHO S			972	1771	
347 JAPAN	4664	6034	10067	12520	
365 POLAND			375	157	
376 SWITZRLND	915	3226	4950	20945	
400 U STATES	38873	36962	154347	176670	
	44979	47097	184310	222463	



IMPORTS INTO CANADA FOR CONSUMPTION

Articles and Countries from which Imported	MONTH OF JUNE 1958		SIX MONTHS ENDED JUNE 1958		Class Number
	Quantities	Values (\$)	Quantities	Values (\$)	
COTTON FABRICS BLEACHED N O P	LB				3035
100 U KINGDOM	8163	12288	40279	63609	
215 INDIA	1401	690	3534	2083	
335 GERMANY W			4351	5610	
347 JAPAN	546	509	546	509	
354 NETHRLNDS	809	993	2307	3220	
365 POLAND			16354	9569	
376 SWITZRLND	267	869	1499	6633	
400 U STATES	14797	18959	112466	136619	
	25983	34308	181336	227852	
COTTON CHEESECLOTH AND GAUZE	LB				3036
100 U KINGDOM	7343	10167	24383	33758	
215 INDIA			1803	1197	
400 U STATES	253614	237129	1675384	1540096	
	260957	247296	1701570	1575051	
COPLIN BLEACHED NOT COLOURED	LB				3037
100 U KINGDOM	2094	6630	10456	23241	
317 CZECHO S			2337	1435	
335 GERMANY W	173	334	173	334	
347 JAPAN	39236	40329	166105	180116	
376 SWITZRLND	22	78	565	2503	
400 U STATES	2217	3648	20286	22449	
	43742	51019	199922	230078	
COTTON FABRICS COUNT 100	LB				3039
100 U KINGDOM	23626	88334	179031	656586	
400 U STATES			1299	2088	
	23626	88334	180330	658674	
COTTON FABRICS CUT PILE N O P	LB				3040
100 U KINGDOM	68	164	1753	4201	
306 BELGIUM			1027	1995	
335 GERMANY W	9113	23197	40988	96453	
344 ITALY	298	781	727	1713	
354 NETHRLNDS			126	171	
400 U STATES	6394	11889	29846	54385	
	15873	36031	74467	158918	
COTTON FABRIC FOR TYPE RIBBON	LB				3041
100 U KINGDOM	9188	38829	39484	161432	
354 NETHRLNDS			1054	3497	
400 U STATES	420	4299	2421	26978	
	9608	43128	42959	191907	
SAILCLOTH EGYPTIAN COTTON	LB				3043
100 U KINGDOM	998	2158	2376	5942	
400 U STATES			131	172	
	998	2158	2507	6114	
COTTON FABRIC KNITTED	LB				3045
100 U KINGDOM	19250	25445	74198	88863	
231 HONG KONG	500	320	500	320	
335 GERMANY W	120	82	666	1002	
347 JAPAN			1475	936	
400 U STATES	95473	142853	501366	814800	
	115343	168700	578205	905921	
COTTON GABARDINES	LB				3047
100 U KINGDOM	1575	5989	20843	80581	
306 BELGIUM			710	1680	
335 GERMANY W			5194	8902	
347 JAPAN			2210	3467	
400 U STATES	564	731	4358	5017	
	2139	6720	33315	99647	
COTTON FABRICS 80 TO 99 COUNT	LB				3048
100 U KINGDOM	3434	10435	18439	72775	
	3434	10435	18439	72775	
COTTON FABRICS CUT WEFT PILE	LB				3049
100 U KINGDOM	11121	32866	28637	82191	
306 BELGIUM			14	55	
317 CZECHO S			7264	6087	
327 FRANCE			134	361	
335 GERMANY W	214	491	591	1526	
344 ITALY	5844	3771	7686	7561	
347 JAPAN	115084	145097	319108	400034	
354 NETHRLNDS	16195	20190	27211	35279	
372 SPAIN			1583	1574	
400 U STATES	132660	192698	369083	538964	
	281118	395113	761311	1073632	
COTTON FABRICS FOR BOOK COVERS	LB				3050
100 U KINGDOM	2800	2606	40524	45568	
347 JAPAN			5652	2652	
400 U STATES	4943	5570	56176	64196	
	7743	8176	102352	112416	
LACE NOT COLOURED FOR CLOTHING	LB				3051
100 U KINGDOM	146	491	4157	11784	
305 AUSTRIA	6427	22203	69573	266280	
306 BELGIUM			10	396	
327 FRANCE	809	6190	6644	38709	
335 GERMANY W	32	171	3223	12844	
344 ITALY			8	177	
347 JAPAN	1197	2819	5100	8866	
376 SWITZRLND	130	806	14340	56608	
390 GERMANY E			280	735	
400 U STATES	3994	21060	28418	160054	
	12735	53740	131753	556453	
LACE COLOURED FOR CLOTHING	LB				3052
100 U KINGDOM	114	334	263	846	
305 AUSTRIA	200	2074	13672	51749	
327 FRANCE	253	2038	946	7645	
335 GERMANY W			1584	3189	
347 JAPAN			206	707	

## IMPORTS INTO CANADA FOR CONSUMPTION

Articles and Countries from which Imported	MONTH OF JUNE 1958		SIX MONTHS ENDED JUNE 1958		Class Number
	Quantities	Values (\$)	Quantities	Values (\$)	
376 SWITZRLND	137	1742	682	7214	
400 U STATES	675	4018	10885	56370	
EMBROIDERIES COTTON N O P	1379	10206	28238	127720	3053
100 U KINGDOM	LB 72	152	1342	3234	
231 HONG KONG	12	75	206	1307	
305 AUSTRIA	8	58	1434	7996	
306 BELGIUM			226	1542	
327 FRANCE			81	1137	
335 GERMANY W	212	268	258	353	
344 ITALY			189	1173	
354 NETHRLNDS			306	1340	
376 SWITZRLND	268	1883	3458	34368	
400 U STATES	514	1128	4841	18903	
	1086	3564	12341	71353	
LACE BOBBINET NETS COTTON NOP	LB				
100 U KINGDOM	2109	5672	13269	29627	
215 INDIA	34	151	320	1765	
231 HONG KONG	171	412	1053	2475	
305 AUSTRIA			421	3110	
306 BELGIUM			60	546	
313 CHINA			1844	4237	
327 FRANCE	43	627	243	3214	
335 GERMANY W	53	235	99	456	
344 ITALY			11	186	
347 JAPAN	809	865	1236	1453	
376 SWITZRLND	93	1935	416	6088	
400 U STATES	773	3134	6633	21343	
	4085	13031	25605	74500	
WHITE COTTON BOBBINET PLAIN	YD				3055
100 U KINGDOM	10706	2556	24854	7213	
	10706	2556	24854	7213	
STOCKINGS COTTON WOMENS CHILDS	DZ PR				3062
100 U KINGDOM	1495	4427	38069	104963	
327 FRANCE	12	266	27	436	
335 GERMANY W			38	198	
354 NETHRLNDS	59	120	59	120	
372 SPAIN	200	842	1155	5051	
400 U STATES	5867	16431	46729	137780	
	7633	22086	86077	248548	
STOCKINGS COTTON MENS BOYS	DZ PR				3063
100 U KINGDOM	300	1449	3655	10861	
327 FRANCE			7	116	
372 SPAIN			550	618	
400 U STATES	10643	35805	58928	202894	
	10943	37254	63140	214489	
GLOVES COTTON	DZ PR				3064
100 U KINGDOM	457	2925	4975	39126	
231 HONG KONG	123	463	13492	37948	
232 MALTA	20	158	218	1472	
305 AUSTRIA			26	268	
317 CZECHO S			2700	10042	
327 FRANCE	17	194	1376	17218	
335 GERMANY W	532	3480	7467	55286	
344 ITALY	63	174	2660	12800	
347 JAPAN	10847	32839	28803	92414	
400 U STATES	2588	10930	14724	67346	
	14647	51163	76441	333920	
SHIRTS COTTON NOT KNITTED	LB				3066
100 U KINGDOM	835	5321	4945	30363	
215 INDIA			553	1558	
218 MALAYA	4	63	47	234	
231 HONG KONG	38938	41299	174864	208637	
305 AUSTRIA	98	368	602	1186	
313 CHINA	3630	3420	4540	4325	
327 FRANCE			79	306	
344 ITALY	432	1812	3513	10222	
347 JAPAN	187446	181889	521586	580898	
354 NETHRLNDS	200	243	250	344	
359 NORWAY	60	182	60	182	
365 POLAND	714	1142	14885	16058	
376 SWITZRLND	137	761	1734	10379	
383 HAWAII	384	1504	1536	4686	
400 U STATES	8967	24049	119613	314108	
	241845	262053	848807	1183486	
UNDERWEAR COTTON KNITTED	LB				3067
100 U KINGDOM	6514	13068	42266	95888	
231 HONG KONG	1024	1239	2048	3162	
335 GERMANY W			94	299	
347 JAPAN	376	623	11026	12329	
354 NETHRLNDS	2872	5816	7848	14327	
359 NORWAY	40	97	606	1159	
376 SWITZRLND	24	244	70	1021	
400 U STATES	6814	16052	37000	90741	
	17664	37139	100958	218926	
COTTON CLOTHING N O P WOVEN	LB				3068
100 U KINGDOM	3174	13713	19040	77185	
215 INDIA			143	616	
216 PAKISTAN			53	270	
231 HONG KONG	18267	26583	102899	118828	
234 AUSTRALIA	11	117	11	117	
305 AUSTRIA	162	540	1134	9486	
306 BELGIUM			1960	5043	
318 DENMARK			83	519	
327 FRANCE	145	900	812	7227	
335 GERMANY W	216	1566	2879	16981	

IMPORTS INTO CANADA FOR CONSUMPTION

Articles and Countries from which Imported	MONTH OF JUNE 1958		SIX MONTHS ENDED JUNE 1958		Class Number
	Quantities	Values (\$)	Quantities	Values (\$)	
337 GUATEMALA	40	261	254	1050	
344 ITALY	534	3114	6323	38993	
347 JAPAN	180916	209116	1132800	1542301	
352 MEXICO	677	1484	1633	4041	
354 NETHRLNDS	1020	1331	2993	4582	
360 ISRAEL	556	2449	4480	16555	
367 AZORES			534	3419	
372 SPAIN	24	231	125	1521	
375 SWEDEN	66	398	155	1053	
376 SWITZRLND	617	3865	4940	39940	
383 HAWAII	74	431	2747	15733	
384 P RICO	67	210	67	210	
389 IRELAND			64	270	
400 U STATES	78477	135515	536174	1260320	
	285043	401824	1822303	3166260	
DRESSES WVN COTT WOMENS CHLDNS	NO				3069
100 U KINGDOM	351	849	1433	9315	
231 HONG KONG			1613	1242	
306 BELGIUM	30	313	225	2330	
327 FRANCE	3	65	625	7518	
335 GERMANY W	53	508	348	1932	
344 ITALY	284	1245	972	5304	
347 JAPAN			5941	5365	
354 NETHRLNDS			15	92	
367 AZORES			557	496	
372 SPAIN	70	166	233	809	
375 SWEDEN			67	700	
376 SWITZRLND			119	1550	
383 HAWAII	2151	11018	4538	22880	
389 IRELAND			114	875	
400 U STATES	38893	131675	236494	818609	
	41835	145839	253294	879017	
SMOCKS OVRALLS WVN COTTON MENS	LB				3070
231 HONG KONG			5680	4444	
347 JAPAN	2739	4102	15579	20157	
354 NETHRLNDS			1248	1469	
400 U STATES	16067	25783	80639	135180	
	18806	29885	103146	161250	
RAINCOATS WATERPROOFED COTTON	NO				3071
100 U KINGDOM	1514	14601	9904	107263	
231 HONG KONG			16051	22300	
306 BELGIUM			210	2290	
318 DENMARK			18	297	
335 GERMANY W	407	4018	5150	55281	
344 ITALY	4	55	170	3413	
347 JAPAN			11249	36285	
359 NORWAY			1158	4982	
360 ISRAEL	417	2815	3007	21564	
376 SWITZRLND			220	3295	
400 U STATES	987	4412	8994	37529	
	3329	25901	56131	294499	
CLTHG NOP COTT KNIT INFTS CHLD	LB				3072
100 U KINGDOM	2025	5977	21885	66424	
231 HONG KONG	1502	3420	3992	6401	
306 BELGIUM			1630	5773	
327 FRANCE			20	123	
335 GERMANY W	556	2732	3121	13416	
344 ITALY	587	1983	587	1983	
347 JAPAN	17231	20014	104834	125456	
354 NETHRLNDS	504	1283	5452	12948	
376 SWITZRLND			17	137	
400 U STATES	1362	4018	20796	70731	
	23767	39427	162334	303392	
CLTHG NOP COTT KNIT WOMNS GRLS	LB				3073
100 U KINGDOM	1862	5238	16721	44096	
231 HONG KONG			816	1032	
305 AUSTRIA			86	627	
306 BELGIUM			42	87	
327 FRANCE	82	206	237	1486	
335 GERMANY W			93	793	
344 ITALY	85	694	1512	9914	
347 JAPAN	2689	2972	43186	48922	
354 NETHRLNDS			1476	3123	
376 SWITZRLND	79	298	938	7088	
389 IRELAND			947	2077	
400 U STATES	3606	12196	32224	112229	
	8403	21604	98278	231474	
CLTHG NOP COTT KNIT MENS BOYS	LB				3074
100 U KINGDOM	3810	9998	42017	101560	
215 INDIA	3824	3090	13321	10814	
231 HONG KONG	953	794	35686	28420	
305 AUSTRIA	198	794	576	2137	
318 DENMARK			21	131	
327 FRANCE	28	92	2339	10466	
335 GERMANY W	239	714	3775	6874	
344 ITALY	287	2261	12343	15933	
347 JAPAN	15446	14886	352692	362375	
354 NETHRLNDS			2217	3991	
359 NORWAY	93	229	93	229	
376 SWITZRLND	183	694	1153	7518	
389 IRELAND			579	951	
400 U STATES	6571	15403	45437	123302	
	31632	48955	512249	674701	
BAGS COTTON	LB				3082
400 U STATES	16711	14039	77250	58519	
	16711	14039	77250	58519	

## IMPORTS INTO CANADA FOR CONSUMPTION

Articles and Countries from which Imported	MONTH OF JUNE 1958		SIX MONTHS ENDED JUNE 1958		Class Number
	Quantities	Values (\$)	Quantities	Values (\$)	
BELTING OF COTTON	LB				3083
100 U KINGDOM	1492	1951	19485	23441	
400 U STATES	11451	21870	57011	114406	
	12943	23821	76496	137847	
BLANKETS OF COTTON	LB				3084
100 U KINGDOM	1460	1183	7960	7096	
306 BELGIUM	29607	26667	246259	221564	
335 GERMANY W	4384	3423	50313	36665	
347 JAPAN	2945	1952	5645	3831	
354 NETHRLNDS			16111	5577	
400 U STATES	7293	7832	38218	42551	
	45689	41057	364506	317284	
TAPE AND WEBBING	LB				3085
HOOK AND EYE			467	868	
100 U KINGDOM			4200	9029	
400 U STATES			4667	9897	
BRAIDED WICK FOR CANDLES					3086
335 GERMANY W				961	
372 SPAIN				972	
400 U STATES		2854		16993	
		2854		18926	
CURTAINS COTTON N O P	LB				3087
100 U KINGDOM	158	461	1162	3414	
335 GERMANY W			220	314	
354 NETHRLNDS			170	290	
376 SWITZRLND			242	955	
400 U STATES	6316	12491	48398	91583	
	6474	12952	50192	96556	
TABLE AND TRAY CLOTHS COTTON	LB				3088
100 U KINGDOM	8397	20198	42015	97705	
215 INDIA	2124	1472	2124	1472	
216 PAKISTAN			115	1239	
231 HONG KONG	2263	5484	13981	36226	
234 AUSTRALIA	16	58	16	58	
306 BELGIUM	521	649	1666	1781	
313 CHINA	9807	17405	35195	62159	
317 CZECHO S			234	159	
327 FRANCE	9	120	295	2347	
335 GERMANY W	946	3269	2863	10248	
337 GUATEMALA			320	1334	
344 ITALY			30	65	
347 JAPAN	699	1164	37876	33498	
354 NETHRLNDS	1048	1301	21672	31102	
365 POLAND			1984	1425	
367 AZORES	36	163	526	4245	
373 CANARY IS			111	230	
376 SWITZRLND	54	495	787	4932	
400 U STATES	7212	11499	43485	69293	
	33132	63277	205295	359518	
DUCK SEAMLESS COTTON FOR HOSE	LB				3089
400 U STATES			63	76	
			63	76	
HANDKERCHIEFS COTTON	LB				3091
100 U KINGDOM	12625	32301	57215	151048	
231 HONG KONG	4122	2750	4505	4903	
305 AUSTRIA	40	377	488	3754	
317 CZECHO S	131	420	3854	7850	
327 FRANCE			64	1076	
335 GERMANY W			194	860	
347 JAPAN	32063	33073	133786	145237	
354 NETHRLNDS	51	107	1535	2887	
376 SWITZRLND	3391	23586	8224	81725	
400 U STATES	2523	8153	16831	52215	
	54946	100767	226696	451555	
LADDER TAPES FOR BLINDS	LB				3092
100 U KINGDOM	344	563	1032	1689	
400 U STATES	210	232	1176	1070	
	554	795	2208	2759	
MANTLE STOCKING FOR GAS LIGHT					3093
QUILTS COUNTERPANES COTTON	LB				3094
100 U KINGDOM	1156	1952	15751	19960	
215 INDIA	410	277	3990	3132	
306 BELGIUM			214	326	
344 ITALY			2609	2410	
347 JAPAN			9195	5516	
354 NETHRLNDS			6450	8976	
372 SPAIN	1482	820	2178	1289	
400 U STATES	64908	79716	448016	561914	
	67956	82765	488403	603523	
SHEETS COTTON	LB				3095
100 U KINGDOM	689	1459	10973	14151	
306 BELGIUM			15437	13845	
347 JAPAN	12572	9605	61745	46913	
354 NETHRLNDS	1069	1229	2182	2280	
367 AZORES	625	1574	2531	8791	
400 U STATES	36020	39327	315855	373157	
	50975	53194	408723	459137	
TOWELS COTTON	LB				3096
100 U KINGDOM	1838	2360	13477	15734	
215 INDIA	982	738	20255	13601	
231 HONG KONG	705	819	19436	13179	
305 AUSTRIA	42	116	42	116	
306 BELGIUM			1572	1794	
313 CHINA			3676	3083	
317 CZECHD S	5439	4943	49138	41725	

IMPORTS INTO CANADA FOR CONSUMPTION

Articles and Countries from which Imported	MONTH OF JUNE 1958		SIX MONTHS ENDED JUNE 1958		Class Number
	Quantities	Values (\$)	Quantities	Values (\$)	
335 GERMANY W			2845	2140	
344 ITALY	30	63	30	63	
347 JAPAN	11349	9158	57525	44341	
354 NETHRLNOS	1697	1886	11506	14318	
365 POLAND	1574	1308	1574	1308	
400 U STATES	189389	206721	1365533	1528163	
	213045	228112	1546609	1679565	
COTTON MANUFACTURES N O P	LB				3097
100 U KINGDOM	8156	16424	43929	82338	
215 INDIA	675	904	1749	2685	
231 HONG KONG	828	915	2410	3691	
305 AUSTRIA	80	103	598	1035	
306 BELGIUM			6440	8664	
313 CHINA	448	1029	1427	2675	
318 DENMARK			289	1973	
327 FRANCE	215	1323	1339	4294	
335 GERMANY W	833	1123	11295	14300	
344 ITALY			33444	14518	
347 JAPAN	8599	9109	88816	64114	
352 MEXICO	60	211	107	346	
354 NETHRLNOS	1918	1941	13053	14869	
367 AZORES			112	127	
375 SWEDEN	65	155	65	155	
376 SWITZRLND			1239	4110	
400 U STATES	109548	135426	683517	936065	
	131425	168663	889829	1155959	
WASH CLOTHS BATH MATS COTTON	LB				3098
100 U KINGDOM	196	289	528	648	
231 HONG KONG	1560	1115	14672	10411	
306 BELGIUM	46	69	2692	1545	
317 CZECHO S	639	490	1916	1502	
335 GERMANY W	28	55	28	55	
347 JAPAN			9647	7204	
354 NETHRLNDS	1195	1589	1195	1589	
400 U STATES	6034	7849	121689	182068	
	9698	11456	152367	205022	
PILLOW CASES COTTON	LB				3100
100 U KINGDOM	3625	6376	17858	32179	
231 HONG KONG	1537	3120	20698	27972	
313 CHINA	3305	4038	28910	37466	
335 GERMANY W			277	609	
347 JAPAN	43032	39057	299555	261191	
354 NETHRLNDS	270	197	270	197	
367 AZORES	634	1919	2986	9620	
373 CANARY IS			182	389	
376 SWITZRLND	10	50	92	375	
400 U STATES	8986	10608	54842	72568	
	61399	65365	425670	442566	
FLAX FIBRE AND TOW	CWT				3111
400 U STATES			14	411	
			14	411	
HEMP DRESSED OR UNDRESSED	CWT				3112
JUTE AND JUTE BUTTS	CWT				3113
216 PAKISTAN	4657	52243	18680	161568	
400 U STATES	5	103	4023	34969	
	4662	52346	22703	196537	
OAKUM OF FLAX HEMP OR JUTE	CWT				3114
100 U KINGDOM			106	1820	
344 ITALY			250	2276	
354 NETHRLNOS	575	4977	2107	18765	
359 NORWAY	4	82	4	82	
375 SWEDEN			22	440	
400 U STATES	992	21515	6615	131704	
	1571	26574	9104	155087	
BATTS WADING VEGETABLE FIBRES	LB				3115
YARNS JUTE SINGLES N O P	LB				3121
100 U KINGDOM	40332	5637	130847	226332	
215 INDIA			62894	11905	
400 U STATES			126	56	
	40332	5637	193867	34593	
YARNS VEGETABLE FIBRE SINGLES	LB				3122
100 U KINGDOM	2334	1084	3924	2309	
344 ITALY			16847	7990	
352 MEXICO			906	96	
400 U STATES			1534	1191	
	2334	1084	23211	11586	
YARNS CORDS TWINE OF JUTE N O P	LB				3123
100 U KINGDOM	23017	5677	91691	22877	
306 BELGIUM	2049	441	2049	441	
335 GERMANY W	200	67	420	229	
400 U STATES			10988	4006	
	25266	6185	105148	27553	
YARNS CORDS TWINE VEG FIB N O P	LB				3124
100 U KINGDOM	30678	12857	189220	63263	
231 HONG KONG	600	223	600	223	
306 BELGIUM	2300	357	9823	1523	
344 ITALY	508	216	10008	4992	
352 MEXICO	28647	2939	204518	22273	
354 NETHRLNDS			10094	1650	
366 PORTUGAL	7494	925	13912	1812	
389 IRELAND	25042	4883	25042	4883	
400 U STATES	11435	6184	38494	28367	
	106704	28584	501711	128986	

## IMPORTS INTO CANADA FOR CONSUMPTION

Articles and Countries from which Imported	MONTH OF JUNE 1958		SIX MONTHS ENDED JUNE 1958		Class Number
	Quantities	Values (\$)	Quantities	Values (\$)	
LINEN THREAD FOR SEWING	LB				3125
100 U KINGDOM	30601	58601	169271	323840	
327 FRANCE			470	644	
376 SWITZRLND			200	334	
389 IRELAND			2820	1492	
400 U STATES			906	2184	
	223	442			
	30824	59043	173667	328494	
YARNS VEG FIBRE FOR WEAVING	LB				3126
100 U KINGDOM	68000	32759	574242	190483	
215 INDIA	46217	9103	531260	100614	
306 BELGIUM			11845	4045	
318 DENMARK			32500	26425	
389 IRELAND	120620	23947	371713	72766	
400 U STATES	1941	915	42210	22020	
	236778	66724	1563770	416353	
FABRICS CHIEFLY FLAX OR HEMP	LB				3133
100 U KINGDOM	33356	43709	189094	277758	
306 BELGIUM	3735	4806	12328	17723	
313 CHINA			653	730	
317 CZECHO S	1559	1207	5867	5115	
318 DENMARK			69	318	
327 FRANCE			7963	4806	
335 GERMANY W	197	390	845	1537	
344 ITALY	64	262	1178	4981	
354 NETHRLNDS			737	533	
375 SWEDEN	234	595	574	1423	
376 SWITZRLND	204	486	1176	3637	
400 U STATES	1599	4191	10185	28631	
	40948	55646	230669	347192	
FABRICS JUTE UNBLEACHED N O P	YD				3134
100 U KINGDOM	42236	7996	585005	141406	
215 INDIA	10495134	803320	58797834	4626752	
216 PAKISTAN			100000	8715	
306 BELGIUM	37000	5934	84750	12344	
327 FRANCE	51530	8835	153527	25853	
354 NETHRLNDS			30558	2168	
400 U STATES	80000	9752	1099839	194560	
	10705900	835837	60851513	5011798	
FABRICS OF JUTE N O P	YD				3135
100 U KINGDOM			6305	1702	
400 U STATES	879	402	16246	5674	
	879	402	22551	7376	
FABRIC JUTE 12INS WIDE OR LESS	LB				3136
100 U KINGDOM			1050	390	
215 INDIA	51166	9993	123110	24714	
306 BELGIUM			490	418	
	51166	9993	124650	25522	
FAB VEG FIB 12INS WIDE OR LESS	LB				3137
100 U KINGDOM	14775	19464	111826	138032	
306 BELGIUM			738	643	
327 FRANCE	275	601	827	2097	
335 GERMANY W			781	2485	
347 JAPAN	3374	3593	18911	14966	
354 NETHRLNDS	35	105	210	525	
400 U STATES	29203	37754	168474	225369	
	47662	61517	301767	384117	
FABRICS VEGETABLE FIBRE N O P	YD				3138
100 U KINGDOM	17411	6180	37531	14927	
306 BELGIUM	397	143	1746	629	
335 GERMANY W			27	67	
365 POLAND			5000	845	
376 SWITZRLND			326	661	
400 U STATES	2443	2686	9919	14230	
	20251	9009	54549	31359	
TOWELLING TABLE CLOTHS IN WEB	LB				3139
100 U KINGDOM	8126	10284	42467	53798	
306 BELGIUM			8	73	
317 CZECHO S	4531	3404	29545	23598	
344 ITALY			467	2067	
365 POLAND	3200	2056	37249	26231	
375 SWEDEN	53	148	726	1590	
376 SWITZRLND			408	1967	
389 IRELAND			131	155	
400 U STATES	550	952	4654	5495	
	16460	16844	115655	114974	
CLOTHING VEGETABLE FIBRES NOP	LB				3162
100 U KINGDOM	311	1983	3001	18834	
231 HONG KONG			22761	16462	
305 AUSTRIA	15	662	15	662	
327 FRANCE			86	1937	
335 GERMANY W			199	903	
344 ITALY			104	1163	
347 JAPAN	3831	7115	29413	35509	
360 ISRAEL	250	720	1279	5125	
364 PHIL			1298	9535	
376 SWITZRLND			491	2390	
383 HAWAII	150	642	150	642	
389 IRELAND			44	464	
400 U STATES	4416	29429	29136	149993	
	8973	40551	87977	243619	
BAGS OF HEMP LINEN JUTE SISAL	LB				3171
100 U KINGDOM			130	60	
215 INDIA			222500	22600	
400 U STATES	13507	2847	205280	46032	
	13507	2847	427910	68692	

IMPORTS INTO CANADA FOR CONSUMPTION

Articles and Countries from which Imported	MONTH OF JUNE 1958		SIX MONTHS ENDED JUNE 1958		Class Number
	Quantities	Values (\$)	Quantities	Values (\$)	
CARPETING RUGS HEMP JUTE SISAL					3172
100 U KINGDOM		14412		67501	
215 INDIA				6223	
231 HONG KONG				4310	
305 AUSTRIA				1089	
306 BELGIUM		31522		127734	
317 CZECHO S		2432		21406	
327 FRANCE		2971		18138	
335 GERMANY W		1793		9869	
344 ITALY		1265		2057	
347 JAPAN		224		438	
354 NETHRLNDS		17553		86348	
389 IRELAND		4852		25254	
400 U STATES		642		25550	
		77666		395917	
QUILTS BATH MATS VEG FIBRE NOP	LB				3173
100 U KINGDOM			1158	1580	
306 BELGIUM	4918	2744	11576	6854	
344 ITALY	8197	7912	39476	36801	
347 JAPAN	57925	24289	214682	103057	
400 U STATES	15431	20275	57547	80317	
		86471	55220	324439	228609
FIRE HOSE LINEN					3174
100 U KINGDOM		32746		102685	
400 U STATES		1322		2074	
		34068		104759	
HANDKERCHIEFS FLAX OR HEMP	LB				3175
100 U KINGDOM	5797	26670	37600	162831	
231 HONG KONG	604	3480	3624	39752	
305 AUSTRIA	27	170	249	2820	
313 CHINA	129	768	192	1712	
327 FRANCE			22	389	
344 ITALY			3	99	
347 JAPAN			406	536	
367 AZORES	28	485	68	1462	
376 SWITZRLNO	95	1510	610	9176	
400 U STATES	5	97	52	494	
	6685	33180	42826	219271	
SAILS FOR BOATS AND SHIPS					3176
100 U KINGDOM		10976		24946	
318 DENMARK		101		391	
354 NETHRLNDS				331	
400 U STATES		4384		17222	
		15461		42890	
TOWELS GLASS CLOTHS CRASH HUCK	LB				3177
100 U KINGDOM	6352	8882	58817	79723	
231 HONG KONG			32	160	
317 CZECHO S	22272	17095	137554	110515	
344 ITALY			346	1506	
367 AZORES			49	349	
389 IRELAND			137	161	
400 U STATES	357	487	3033	5326	
	28981	26464	199968	197740	
SHEETS TABLECLOTHS TOWELS FLAX	LB				3178
100 U KINGDOM	24782	60044	144928	353363	
231 HONG KONG	641	3380	3951	23907	
232 MALTA			7	130	
306 BELGIUM	400	1469	1229	3541	
313 CHINA	84	227	4157	12902	
317 CZECHO S	1744	1523	23763	19198	
327 FRANCE			174	1038	
335 GERMANY W	116	283	535	1189	
340 HUNGARY			478	406	
344 ITALY	15	59	318	1620	
347 JAPAN			8339	6675	
354 NETHRLNDS	784	849	1541	1915	
365 POLAND	1080	818	2281	2134	
367 AZORES	390	3743	2912	20445	
373 CANARY IS			134	584	
376 SWITZRLNO	42	53	529	3991	
389 IRELAND	87	145	298	382	
400 U STATES	1346	4458	12862	24022	
	31511	77051	208436	477442	
JUTE MANUFACTURES N O P	LB				3179
100 U KINGDOM	3310	1622	12607	10461	
400 U STATES	2938	1304	10995	7835	
	6248	2926	23602	18296	
VEGETABLE FIBRE MFRS N O P	LB				3180
100 U KINGDOM	26597	32940	130314	144281	
215 INDIA			1320	1742	
216 PAKISTAN	310	395	583	908	
231 HONG KONG	274	755	1508	2989	
306 BELGIUM	624	1033	1882	2832	
317 CZECHO S	217	344	657	954	
318 DENMARK			112	369	
327 FRANCE	2214	2671	7335	11880	
335 GERMANY W	1382	1280	8311	12524	
338 HAITI			240	1005	
344 ITALY	15531	6208	46952	24256	
347 JAPAN	88752	71186	387550	305096	
352 MEXICO	1500	581	3075	1262	
354 NETHRLNOS	1332	2672	7303	12036	
359 NORWAY			1432	1344	
367 AZORES	36	369	155	1361	
372 SPAIN			275	739	
373 CANARY IS			257	1151	

## IMPORTS INTO CANADA FOR CONSUMPTION

Articles and Countries from which Imported	MONTH OF JUNE 1958		SIX MONTHS ENDED JUNE 1958		Class Number
	Quantities	Values (\$)	Quantities	Values (\$)	
375 SWEDEN	681	882	1967	2385	
376 SWITZRLND	55	111	2552	5319	
390 GERMANY E	191	513	334	880	
400 U STATES	246383	234124	1286770	1309542	
	386079	356064	1890884	1844855	
RAW SILK AND COCOONS	LB				3201
400 U STATES	1077	4302	14270	57875	
	1077	4302	14270	57875	
GARNETTED SILK WASTES	LB				3202
400 U STATES			2061	2089	
			2061	2089	
YARNS SINGLES SPUN SILK N O P	LB				3212
400 U STATES			148	110	
			148	110	
THREADS CORDS TWIST SILK N O P	LB				3213
100 U KINGDOM	57	500	147	1500	
400 U STATES	70	767	837	7381	
	127	1267	984	8881	
YARN SILK FOR KNITTING WEAVING	LB				3214
400 U STATES			128	787	
			128	787	
YARNS SILK N O P	LB				3216
100 U KINGDOM			16	148	
400 U STATES	64	391	490	3742	
	64	391	506	3890	
BOLTING CLOTH NOT MADE UP	YO				3221
100 U KINGDOM			36	161	
335 GERMANY W	125	825	511	2109	
347 JAPAN	520	1171	6131	8906	
376 SWITZRLND	2115	6042	8220	25601	
400 U STATES	1481	4626	10163	26148	
	4241	12664	25061	62925	
FABRICS SILK N O P	YO				3224
100 U KINGDOM	1095	5403	18046	45274	
215 INDIA	459	945	5763	10907	
231 HONG KONG	520	530	2736	2459	
306 BELGIUM			141	374	
313 CHINA			2413	2714	
327 FRANCE	1306	2414	24748	39972	
335 GERMANY W	1586	1043	6604	5790	
344 ITALY	3259	10250	33334	96483	
347 JAPAN	80954	55987	549384	346368	
371 THAILAND	25	90	25	90	
372 SPAIN	36	280	36	280	
376 SWITZRLND	1607	3170	39231	73675	
400 U STATES	134300	121115	945653	1067336	
	225147	201227	1628114	1691722	
FABRICS SILK 26 INCHES OR LESS	YO				3225
100 U KINGDOM	266	1124	915	2881	
327 FRANCE			214	157	
344 ITALY			731	2373	
400 U STATES			3650	1094	
	266	1124	5510	6505	
RIBBONS SILK UNDER 12 INCHES	LB				3228
100 U KINGDOM			6	95	
327 FRANCE	4	72	4	72	
347 JAPAN	60	365	395	3267	
400 U STATES	157	2600	1727	30750	
	221	3037	2132	34184	
FABRICS SILK FOR NECKWEAR	YO				3229
100 U KINGDOM	150	113	4137	5946	
225 TRINIDAD			713	1101	
305 AUSTRIA	2745	4275	17891	26403	
306 BELGIUM	431	421	3891	3608	
327 FRANCE	7359	8587	22159	23910	
335 GERMANY W	48472	47058	168730	168909	
344 ITALY	16587	24745	54504	78587	
347 JAPAN	6035	4550	81927	33280	
376 SWITZRLND	20160	29970	68209	107556	
400 U STATES	75884	91744	431859	541301	
	177823	211463	854020	990601	
UMBRELLA COVERING FABRICS	YO				3230
305 AUSTRIA			3770	1067	
327 FRANCE	3292	984	9163	3033	
335 GERMANY W	3312	996	29208	7803	
376 SWITZRLND			2601	1039	
400 U STATES	40619	21467	228474	118051	
	47223	23447	273216	130993	
FABRICS PILE SILK OR SYNTHETIC	YO				3232
100 U KINGDOM	136	379	223	1113	
305 AUSTRIA	1000	1191	2060	2495	
306 BELGIUM	1018	4729	6432	32275	
327 FRANCE	5403	5236	13502	13361	
335 GERMANY W	4650	9335	8467	16358	
344 ITALY			638	1845	
376 SWITZRLND			51	84	
400 U STATES	47497	139708	172763	412877	
	59704	160578	204136	480408	
SOCKS AND STOCKINGS SILK	OZ PR				3244
100 U KINGDOM	44	1644	230	8230	
344 ITALY			12	199	
400 U STATES	247	17283	2180	95905	
	291	18927	2422	104334	
CLOTHING SILK N O P	OZ				3246
100 U KINGDOM	4624	7104	29672	47994	
215 INDIA			134	101	



IMPORTS INTO CANADA FOR CONSUMPTION

Articles and Countries from which Imported	MONTH OF JUNE 1958		SIX MONTHS ENDED JUNE 1958		Class Number
	Quantities	Values (\$)	Quantities	Values (\$)	
231 HONG KONG	308	320	9087	6575	
305 AUSTRIA			2622	2845	
318 DENMARK	138	126	138	126	
327 FRANCE			1846	4021	
335 GERMANY W	196	166	356	272	
344 ITALY	3523	4380	25430	31026	
347 JAPAN	6720	1694	27639	6782	
376 SWITZRLND	372	433	13337	13555	
383 HAWAII	130	204	130	204	
389 IRELAND			337	440	
400 U STATES	7369	4720	47678	34035	
	23380	19147	158406	147976	
DRESSES SILK WOMENS CHILDRENS	N0				3247
100 U KINGDOM	49	1737	322	15191	
231 HONG KONG	39	483	438	5155	
327 FRANCE	5	228	162	18551	
344 ITALY	36	595	204	7523	
375 SWEDEN			17	956	
376 SWITZRLND	11	718	196	8552	
383 HAWAII			158	2630	
400 U STATES	760	17980	11903	304091	
	900	21741	13400	362649	
CLOTHING SILK WOMENS CHILDRENS	0Z				3248
100 U KINGDOM	694	2162	7168	19571	
231 HONG KONG	10754	3299	26469	9680	
305 AUSTRIA	192	442	3427	5178	
327 FRANCE	5414	7593	16106	26127	
335 GERMANY W			24	96	
344 ITALY	5444	5482	26129	28725	
347 JAPAN	153670	38377	924510	248987	
376 SWITZRLND	697	1115	5837	9007	
400 U STATES	19223	6506	68256	48721	
	196088	64976	1077926	396092	
HANDKERCHIEFS SILK	0Z				3251
100 U KINGDOM	16	56	220	556	
347 JAPAN	4944	1025	55520	15121	
376 SWITZRLND			367	622	
400 U STATES			260	352	
	4960	1081	56367	16651	
SILK MANUFACTURES N O P	0Z				3252
100 U KINGDOM	2296	1146	4825	3978	
231 HONG KONG			432	192	
327 FRANCE	1576	824	3196	3025	
335 GERMANY W	27	83	75	201	
344 ITALY	297	389	729	661	
347 JAPAN	1868	253	29285	5806	
376 SWITZRLND	439	760	735	1294	
400 U STATES	7743	1788	32861	12256	
	14246	5243	72138	27413	
WOOL IN THE GREASE	LB				3261
100 U KINGDOM	121966	71754	670961	453487	
207 UN SO AFR	1770	1168	23425	17607	
215 INDIA			30350	23590	
234 AUSTRALIA	27210	16843	329056	204144	
236 NEW ZEAL	275064	116351	1883048	1135170	
304 ARGENTINA	24251	15537	92752	60806	
313 CHINA			22399	10897	
389 IRELAND	13329	6151	18435	10475	
400 U STATES	91095	62498	719074	542432	
	554685	290302	3789500	2458608	
WOOL WASHED OR SCOURED	LB				3262
100 U KINGDOM	49384	36997	466599	384873	
207 UN SO AFR	37663	19951	251650	156142	
234 AUSTRALIA	418981	307822	2196090	1817722	
236 NEW ZEAL	305057	195182	689347	475888	
304 ARGENTINA	29333	19299	229862	179469	
306 BELGIUM			10577	8648	
327 FRANCE			4786	3629	
386 URUGUAY	21385	16595	39505	29819	
400 U STATES	117440	103441	344142	335661	
	979243	699287	4232558	3391851	
WOOL PULLED OR SLIPED	LB				3263
100 U KINGDOM	39250	21444	88613	57051	
236 NEW ZEAL	29953	19702	130401	81045	
400 U STATES	9164	7252	12518	8228	
	78367	48398	231532	146324	
HAIR OF CAMEL ALPACA GOAT NOP	LB				3264
100 U KINGDOM	284	556	1603	1614	
317 CZECHO S			100	688	
363 PERU	1002	1740	20641	22897	
400 U STATES	4173	4465	68101	66605	
	5459	6761	90445	91804	
NOILS WOOL	LB				3265
100 U KINGDOM	108511	68583	309581	223010	
304 ARGENTINA			5004	2621	
306 BELGIUM			8554	4486	
363 PERU			2474	1296	
386 URUGUAY	3137	1826	9088	5070	
389 IRELAND	12805	7128	18571	10564	
400 U STATES	11030	9941	75053	55403	
	135483	87478	428325	302450	
GARNETTED WOOL WASTE	LB				3267
100 U KINGDOM	8077	9083	50406	46201	
400 U STATES	5000	6482	23158	25837	
	13077	15565	73564	72038	

## IMPORTS INTO CANADA FOR CONSUMPTION

Articles and Countries from which Imported	MONTH OF JUNE 1958		SIX MONTHS ENDED JUNE 1958		Class Number
	Quantities	Values (\$)	Quantities	Values (\$)	
WOOL TOPS ORY COMBED 100 U KINGDOM 327 FRANCE	LB 200183	242735	924778 374	1196766 482	3268
WOOL TOPS OIL COMBED 100 U KINGDOM 207 UN SO AFR	LB 200183	242735	925152	1197248	3269
HAIR TOPS 100 U KINGDOM 400 U STATES	LB 101 3700	109 7975	1195 10873	2457 18448	3270
YARNS OR WARPS HAIR FOR MFRERS 100 U KINGDOM 327 FRANCE 400 U STATES	LB 24874	20290	111863 11	106323 72	3273
YARN MOHAIR FOR PILE FABRICS 100 U KINGDOM 400 U STATES	LB 5579 1490	13111 3697	13165 1490	30842 3697	3274
YARNS WOOL FOR 6 OZ FABRICS 100 U KINGDOM	LB 18389	37013	178940	376861	3275
WOOLLEN SPUN YARN 100 U KINGDOM 306 BELGIUM 327 FRANCE 335 GERMANY W 344 ITALY 354 NETHRLNDS 400 U STATES	LB 27406	33377	270884 1320 5121 3026 1268	342837 4438 17921 7258 1838	3276
WORSTED SPUN YARN 100 U KINGDOM 306 BELGIUM 318 DENMARK 326 FINLAND 327 FRANCE 335 GERMANY W 344 ITALY 354 NETHRLNDS 376 SWITZRLNO 400 U STATES	LB 56492	101669	297370 3457 1038 213 20613 24005 279 800 858	572008 10671 2504 466 68623 63134 738 1660 2398	3277
WOOL FAB IN GRAY OVR 4 TO 6 OZ 100 U KINGDOM 344 ITALY 354 NETHRLNDS	LB 8220 46851 42601	15526 82585 80769	20959 56079 85692	41164 96414 162940	3281
WOOL FAB IN GRAY 4 OZ OR LESS 100 U KINGDOM	LB 34915	102099	162730	300518	3282
KNITTED FABRICS WOOL N O P 100 U KINGDOM 305 AUSTRIA 327 FRANCE 344 ITALY 400 U STATES	LB 2103	9640	165567 165567	478431 478431	3283
FLANNELS 100 U KINGDOM 327 FRANCE 335 GERMANY W 344 ITALY 347 JAPAN 376 SWITZRLNO 400 U STATES	LB 100965	226447	31479	104328	3284
FELT CLOTH N O P 400 U STATES	LB 55	213	523376	1261892	3285
OVERCOATINGS 100 U KINGDOM 305 AUSTRIA 306 BELGIUM 327 FRANCE 335 GERMANY W 344 ITALY 347 JAPAN 354 NETHRLNDS 376 SWITZRLNO 400 U STATES	LB 174236	392967	340 340	858 858	3286
TWEEDS 100 U KINGDOM 306 BELGIUM 318 DENMARK 327 FRANCE 335 GERMANY W 344 ITALY 354 NETHRLNDS 389 IRELAND 400 U STATES	LB 94980	195392	833455 76 2233 1690 111 97467 3220 2863 143	1972555 207 7969 7727 253 107892 7086 6458 550	3287
	208652	438367	946898	2127075	
	229485	331275	1050784	1737930	

IMPORTS INTO CANADA FOR CONSUMPTION

Articles and Countries from which Imported	MONTH OF JUNE 1958		SIX MONTHS ENDED JUNE 1958		Class Number
	Quantities	Values (\$)	Quantities	Values (\$)	
<b>WORSTEDS AND SERGES</b>	LB				3288
100 U KINGDOM	517595	1705743	2726462	9800219	
227 BAHAMAS			18	182	
234 AUSTRALIA	796	3739	5431	26374	
305 AUSTRIA	600	1621	4647	10775	
306 BELGIUM	2670	11508	17141	78601	
318 DENMARK	240	950	2517	6805	
327 FRANCE	15332	76672	82831	456766	
335 GERMANY W	2225	6772	10749	43221	
344 ITALY	99400	153374	324811	653139	
347 JAPAN	29464	104927	135762	505482	
354 NETHRLNDS	5844	14919	23003	60911	
375 SWEDEN	109	323	1067	3029	
376 SWITZRLND	710	6326	2959	28440	
386 URUGUAY	1571	4995	3428	10996	
389 IRELAND	235	1070	2006	7876	
400 U STATES	8381	43527	63472	315586	
	685172	2136466	3406304	12008402	
<b>WOVEN FABRICS N O P WOOL</b>	LB				3289
100 U KINGDOM	43220	76094	198247	413202	
227 BAHAMAS			108	790	
305 AUSTRIA	13	67	13	67	
306 BELGIUM	452	1703	1616	7119	
318 DENMARK	32	112	2472	7409	
327 FRANCE	1145	6118	13076	68318	
335 GERMANY W	424	1339	1519	5900	
344 ITALY	16326	17543	80647	85931	
347 JAPAN			3719	14500	
354 NETHRLNDS	328	623	1720	3907	
375 SWEDEN			220	478	
376 SWITZRLND	833	3729	2259	13329	
400 U STATES	6699	15843	44891	112315	
	69472	123171	350507	733265	
<b>WOOL FAB 12 INS WIDE OR LESS</b>	LB				3291
100 U KINGDOM	185	569	324	1331	
327 FRANCE	41	209	404	2640	
400 U STATES	85	311	293	1379	
	311	1089	1021	5350	
<b>WOOL FABRICS CUT PILE PLUSH</b>	LB				3292
100 U KINGDOM	76	399	2872	9811	
306 BELGIUM	322	771	1901	2654	
335 GERMANY W			274	718	
400 U STATES	294	875	889	2888	
	692	2045	5936	16071	
<b>BILLIARD CLOTH OF WOOL FABRIC</b>	LB				3293
100 U KINGDOM	2945	10386	20425	77105	
306 BELGIUM			101	329	
400 U STATES			90	375	
	2945	10386	20616	77809	
<b>CARPETS AXMINSTER IN ROLLS</b>	SQ FT				3301
100 U KINGDOM	51712	27981	393879	203237	
306 BELGIUM	4374	2628	49354	24754	
327 FRANCE	7717	3471	27546	12391	
335 GERMANY W	1336	655	24647	13307	
400 U STATES	6483	2963	34514	20212	
	71622	37698	529940	273901	
<b>CARPETS AXMINSTER SQUARES</b>	SQ FT				3302
100 U KINGDOM	28461	11204	256987	122906	
306 BELGIUM			15372	8701	
318 DENMARK			226	222	
335 GERMANY W			2169	1063	
344 ITALY			628	407	
375 SWEDEN	1106	569	1106	569	
400 U STATES	964	1095	22047	21297	
	30531	12868	298535	155165	
<b>CARPET BRUSSELS WILTON IN ROLL</b>	SQ FT				3303
100 U KINGDOM	316455	176208	2372643	1383858	
306 BELGIUM	496910	238838	3676405	1764047	
318 DENMARK			778	914	
327 FRANCE	3625	1520	43452	17958	
335 GERMANY W	11859	6935	170145	98540	
344 ITALY	7443	2992	102672	44627	
347 JAPAN	4200	1353	61180	17017	
353 MOROCCO			601	997	
354 NETHRLNDS	2219	974	8145	2882	
375 SWEDEN			3249	1769	
400 U STATES	29931	17386	175914	98573	
	872642	446206	6615184	3431182	
<b>CARPET BRUSSELS WILTON SQUARES</b>	SQ FT				3304
100 U KINGDOM	6128	3523	95121	51529	
306 BELGIUM	45388	22637	239004	106800	
318 DENMARK	339	376	3840	1870	
327 FRANCE	8672	4782	24542	15593	
335 GERMANY W	814	709	9915	7368	
344 ITALY	1590	1098	11410	5961	
347 JAPAN			7200	1870	
359 NORWAY			356	124	
375 SWEDEN	374	212	528	262	
400 U STATES	3573	2533	45532	31789	
	66878	35870	437448	223166	
<b>CARPETS INGRAIN IN ROLLS</b>	SQ FT				3305
100 U KINGDOM			16688	4979	
306 BELGIUM			4496	2117	
400 U STATES	3149	1285	21072	24733	
	3149	1285	42256	31829	

## IMPORTS INTO CANADA FOR CONSUMPTION

Articles and Countries from which Imported	MONTH OF JUNE 1958		SIX MONTHS ENDED JUNE 1958		Class Number
	Quantities	Values (\$)	Quantities	Values (\$)	
CARPETS INGRAIN SQUARES	SQ FT				3306
100 U KINGDOM			3233	1271	
215 INDIA	1590	363	24929	6018	
231 HONG KONG			40931	13295	
306 BELGIUM			930	330	
344 ITALY			628	399	
347 JAPAN	11940	2736	145243	34730	
400 U STATES			693	561	
	13530	3099	216587	56604	
CARPETS ORIENTAL	SQ FT				3307
100 U KINGDOM	2416	1054	6718	6939	
215 INDIA	60421	62457	557189	540063	
216 PAKISTAN			60	62	
231 HONG KONG	216	270	730	1894	
313 CHINA			1392	4222	
318 DENMARK			264	226	
328 FR AFRICA			393	515	
342 IRAN	6071	13662	12435	29324	
343 IRAQ			366	290	
352 MEXICO	50	69	530	801	
353 MOROCCO	854	1344	2131	3907	
354 NETHRLNDS	181	275	3017	5384	
355 INDONESIA			260	343	
359 NORWAY			108	56	
379 TURKEY			296	998	
384 P RICO			285	556	
391 LEBANON			468	785	
400 U STATES	3421	4067	31630	26529	
	73630	83198	618272	622894	
CARPETS TAPESTRY IN ROLLS	SQ FT				3308
306 BELGIUM			864	552	
327 FRANCE	25529	10789	157958	67081	
335 GERMANY W	13353	8285	48859	32666	
	38882	19074	207681	100299	
CARPETS TAPESTRY SQUARES	SQ FT				3309
335 GERMANY W			2210	1354	
400 U STATES			708	207	
			2918	1561	
MATS HEARTH RUGS AND RUNNERS	SQ FT				3310
100 U KINGDOM	7868	3416	31185	11960	
215 INDIA	3600	524	3839	577	
318 DENMARK	582	262	582	262	
327 FRANCE			254	224	
335 GERMANY W			628	519	
347 JAPAN	1044	239	5619	1160	
354 NETHRLNDS	70	50	70	50	
400 U STATES	881	685	9018	4794	
	14045	5176	51195	19546	
GLOVES MITTS AND MITTENS WOOL	DZ PR				3320
100 U KINGDOM	82	713	258	3436	
231 HONG KONG	15858	39904	77598	202155	
327 FRANCE			5	53	
344 ITALY	112	672	3985	13104	
347 JAPAN	11423	41043	46377	156718	
359 NORWAY			12	65	
376 SWITZRLND	9	61	134	1540	
400 U STATES			1450	6423	
	27484	82393	129819	383494	
SHAWLS WOOL KNITTED OR WOVEN	LB				3321
100 U KINGDOM	1603	4773	6387	23080	
306 BELGIUM	7	135	643	2035	
335 GERMANY W	9	95	68	501	
347 JAPAN			1160	4046	
372 SPAIN	21	169	21	169	
400 U STATES			20	97	
	1640	5172	8299	29928	
SOCKS AND STOCKINGS WOOL	DZ PR				3322
100 U KINGDOM	8525	54379	77178	465773	
327 FRANCE			15	288	
335 GERMANY W			17	178	
347 JAPAN	130	464	130	464	
354 NETHRLNDS			105	420	
359 NORWAY			113	836	
376 SWITZRLND	5	51	5	51	
400 U STATES	74	517	434	3232	
	8734	55411	77997	471242	
UNDERWEAR WOOL KNITTED	LB				3323
100 U KINGDOM	4470	13245	7853	25907	
335 GERMANY W			21	74	
376 SWITZRLND	30	648	167	1942	
400 U STATES	851	2884	1254	4660	
	5351	16777	9295	32583	
CLTHNG WVN WOOL WOMENS CHLDNRS	LB				3324
100 U KINGDOM	8160	54175	38029	334723	
215 INDIA			14	145	
231 HONG KONG			39	149	
234 AUSTRALIA	87	394	87	394	
305 AUSTRIA	296	1279	694	6120	
306 BELGIUM	320	1539	1336	6485	
317 CZECHO S	170	697	2095	11756	
327 FRANCE	242	1809	1514	32826	
335 GERMANY W	160	1297	1399	10102	
344 ITALY	113	715	1610	9108	
347 JAPAN	3329	11991	9955	36965	
354 NETHRLNDS	495	2478	511	2625	
360 ISRAEL			144	1337	

IMPORTS INTO CANADA FOR CONSUMPTION

Articles and Countries from which Imported	MONTH OF JUNE 1958		SIX MONTHS ENDED JUNE 1958		Class Number
	Quantities	Values (\$)	Quantities	Values (\$)	
372 SPAIN			4	65	
375 SWEDEN			196	5966	
376 SWITZRLND	1628	13858	6033	56122	
389 IRELAND	25	498	435	5569	
400 U STATES	1638	19931	15867	179276	
	16663	110661	79962	699733	
CLOTHING NOP WOVEN WOOL FABRIC	LB				3325
100 U KINGDOM	4071	32184	14184	109600	
231 HONG KONG			219	864	
234 AUSTRALIA			80	651	
305 AUSTRIA	18	190	29	264	
306 BELGIUM	349	1854	3368	16040	
317 CZECHO S	48	162	48	162	
327 FRANCE			411	3372	
335 GERMANY W	18	135	3519	19656	
344 ITALY			4	58	
347 JAPAN	44	75	350	913	
354 NETHRLNDS			100	498	
360 ISRAEL			24	192	
375 SWEDEN	12	102	15	158	
376 SWITZRLND			22	232	
389 IRELAND			18	181	
400 U STATES	793	4892	7693	19887	
	5353	39594	30084	172728	
CLTHG WVN WOOL OUTER MENS BOYS	LB				3326
100 U KINGDOM	11486	74773	74443	503259	
231 HONG KONG			8	103	
327 FRANCE			125	565	
335 GERMANY W	27	81	3321	17888	
344 ITALY	145	764	461	3296	
347 JAPAN			4143	3726	
354 NETHRLNDS	61	289	456	1816	
375 SWEDEN			9	243	
376 SWITZRLND			167	631	
389 IRELAND	10	172	10	172	
400 U STATES	713	5068	12963	52675	
	12442	81147	96106	584374	
CLTHG NOP WOOL KNIT INFTS CHLD	LB				3327
100 U KINGDOM	5460	24346	22799	114170	
305 AUSTRIA			5	55	
306 BELGIUM	337	1655	3821	23121	
318 DENMARK			8	50	
327 FRANCE			80	280	
335 GERMANY W	164	889	981	5020	
344 ITALY	54	142	1012	3494	
347 JAPAN	486	1858	1473	5756	
354 NETHRLNDS			646	1715	
372 SPAIN			970	6173	
376 SWITZRLND	87	656	123	957	
389 IRELAND	61	415	1468	5574	
400 U STATES	6649	29961	33386	166365	
CLTHG NOP WOOL KNIT WOMNS GRLS	LB				3328
100 U KINGDOM	35433	307123	186627	1500898	
231 HONG KONG			44	651	
234 AUSTRALIA			30	250	
305 AUSTRIA	2103	25768	16045	187638	
306 BELGIUM	653	2443	2329	9144	
318 DENMARK	11	144	55	703	
326 FINLAND			47	334	
327 FRANCE	365	3509	782	9546	
335 GERMANY W	1192	8599	5713	43273	
344 ITALY	3611	29864	19244	161974	
347 JAPAN	570	7319	3343	18312	
354 NETHRLNDS			346	1032	
359 NORWAY			384	2479	
360 ISRAEL			86	1012	
375 SWEDEN			3	85	
376 SWITZRLND	973	9927	3669	36782	
389 IRELAND	40	382	81	719	
400 U STATES	1014	7779	10401	68177	
	45965	402857	249229	2043009	
CLTHG NOP WOOL KNIT MENS BOYS	LB				3329
100 U KINGDOM	5929	45881	32272	223721	
305 AUSTRIA	254	2170	717	7020	
306 BELGIUM			248	927	
326 FINLAND			88	598	
327 FRANCE	28	136	93	534	
335 GERMANY W	227	1098	1101	6396	
344 ITALY	6306	10956	13378	31259	
347 JAPAN	27	103	3229	10373	
354 NETHRLNDS			162	499	
359 NORWAY	40	128	1346	3299	
376 SWITZRLND	12	173	561	5394	
389 IRELAND	9	78	9	78	
400 U STATES	1372	5213	2552	12716	
	14204	65936	55756	302814	
BELTING OF CAMELS HAIR	LB				3341
100 U KINGDOM			1058	2428	
			1058	2428	
BLANKETS N O P WOOL	LB				3342
100 U KINGDOM	48897	67252	146992	212756	
305 AUSTRIA			56	106	
306 BELGIUM	223	310	2762	2924	
344 ITALY			1237	1804	
352 MEXICO	348	481	629	616	
354 NETHRLNDS	300	519	4796	4896	

## IMPORTS INTO CANADA FOR CONSUMPTION

Articles and Countries from which Imported	MONTH OF JUNE 1958		SIX MONTHS ENDED JUNE 1958		Class Number
	Quantities	Values (\$)	Quantities	Values (\$)	
359 NORWAY			90	107	
375 SWEDEN	123	170	123	170	
400 U STATES	4479	7203	41590	52679	
FELT PRESSED	54370	75935	198275	276058	
	LB				3343
100 U KINGDOM	694	1574	4738	10099	
335 GERMANY W	1196	1546	4046	6036	
400 U STATES	7010	10979	27324	35363	
	8900	14099	36108	51498	
RUGS RAILWAY STEAMER AND AUTO	LB				3344
100 U KINGDOM	6375	18078	27232	71889	
305 AUSTRIA	69	147	69	147	
335 GERMANY W			159	730	
344 ITALY	16440	9268	165552	88575	
347 JAPAN	645	272	645	272	
354 NETHRLNDS			42	54	
359 NORWAY			46	102	
400 U STATES	252	159	987	954	
	23761	27924	194732	162723	
WOOL MANUFACTURES N O P	LB				3345
100 U KINGDOM	1196	4139	4769	18114	
306 BELGIUM			1320	2415	
318 DENMARK			45	146	
327 FRANCE	76	292	182	547	
335 GERMANY W	685	1229	1875	3748	
344 ITALY			36	256	
347 JAPAN	18	115	544	893	
354 NETHRLNDS			171	322	
375 SWEDEN	79	209	109	306	
376 SWITZRLND	240	359	254	559	
400 U STATES	10681	18671	71486	148081	
	12975	25014	80791	175387	
YARN SYNTHETIC ACETATE SINGLES	LB				3360
100 U KINGDOM	1000	664	8537	5838	
335 GERMANY W			18396	20115	
400 U STATES			16632	10741	
	1000	664	43565	36694	
YARNS SYNTHETIC SINGLES N O P	LB				3361
100 U KINGDOM	19231	10979	64063	39978	
335 GERMANY W	1000	1200	6850	7928	
376 SWITZRLND			201	167	
400 U STATES	17484	15647	103029	103649	
	37715	27826	174143	151722	
YARNS THREADS SYNTHETIC N O P	LB				3362
100 U KINGDOM	2629	3516	18528	23154	
327 FRANCE	5649	10400	10218	21142	
335 GERMANY W	3000	3953	29171	55409	
344 ITALY			1508	1488	
347 JAPAN	2280	1279	2880	1613	
354 NETHRLNDS			12098	11550	
376 SWITZRLND			999	1007	
400 U STATES	156993	195803	760765	962976	
	170551	214951	836167	1078339	
YARN SYNTHETIC FOR PILE FABRIC	LB				3363
400 U STATES	131	253	131	253	
	131	253	131	253	
YARNS SYNTHETIC ACETATE TWIST	LB				3364
100 U KINGDOM	225	388	475	880	
400 U STATES	17687	18690	225742	216906	
	17912	19078	226224	217786	
STAPLE FIBRES SYNTHETIC	LB				3365
100 U KINGDOM	48411	15116	329425	120252	
305 AUSTRIA	50328	12015	279430	73744	
316 CUBA	60425	25074	242490	97689	
327 FRANCE			2238	2207	
335 GERMANY W	49330	19975	171159	68774	
344 ITALY	9997	3188	81938	23680	
400 U STATES	301622	228493	1818812	1259345	
	520113	303861	2925492	1645691	
TOPS OF SYNTHETIC FIBRES	LB				3366
100 U KINGDOM	12127	5224	46452	27460	
335 GERMANY W	21055	12521	227616	125728	
400 U STATES	18428	12317	140516	151917	
	51610	30062	414584	305105	
WASTE SHDRT FIBRE SYNTHETIC	LB				3367
327 FRANCE			364	580	
400 U STATES	52182	27313	440718	202089	
	52182	27313	441082	202669	
YARNS FROM POLYAMIDES NYLON	LB				3368
100 U KINGDOM	441	1012	3036	9076	
327 FRANCE			5663	14300	
335 GERMANY W	1531	3476	3214	7348	
347 JAPAN			3400	2655	
400 U STATES	53072	176937	265190	841343	
	55044	181425	280503	874722	
YARN SYNTHETIC FOR TIRE FABRIC	LB				3369
316 CUBA	187101	98571	313949	165842	
400 U STATES	61244	37233	392709	233302	
	248345	135804	706658	399144	
KNITTED FABRIC SYNTHETIC FIBRE	LB				3371
100 U KINGDOM	3561	5949	33168	50996	
327 FRANCE			164	708	
344 ITALY			15	103	
376 SWITZRLND			347	1024	
400 U STATES	53027	154612	231792	617302	
	56588	160561	265486	670133	

IMPORTS INTO CANADA FOR CONSUMPTION

Articles and Countries from which Imported	MONTH OF JUNE 1958		SIX MONTHS ENDED JUNE 1958		Class Number
	Quantities	Values (\$)	Quantities	Values (\$)	
FABRICS SYNTHETIC FIBRE N O P	LB				3372
100 U KINGDOM	26217	35173	192111	309055	
231 HONG KONG	176	460	395	1038	
305 AUSTRIA	7831	11171	16566	24220	
306 BELGIUM	3669	5086	12025	18197	
313 CHINA			16	118	
327 FRANCE	2080	8903	10274	50295	
335 GERMANY W	59384	89946	347696	582943	
344 ITALY	32126	39951	191511	257982	
347 JAPAN	15152	19757	127564	206792	
354 NETHRLNDS	18236	27539	91342	140819	
372 SPAIN			2913	7176	
375 SWEDEN	10	156	305	1520	
376 SWITZRLND	1150	4803	11839	43293	
400 U STATES	668889	1450774	4369382	10101555	
	834920	1693719	5373939	11745003	
RIBBONS OF SYNTHETIC FIBRES	LB				3373
100 U KINGDOM	430	1446	8755	22470	
317 CZECHO S			2562	2016	
327 FRANCE	1215	3712	7057	22647	
335 GERMANY W	141	603	2426	9167	
344 ITALY			14	215	
347 JAPAN	9761	6063	39543	31256	
376 SWITZRLND	1875	5322	9302	31086	
400 U STATES	45394	87856	208732	432519	
	58816	105002	278391	551376	
STOCKINGS NYLON WOMENS	DZ PR				3376
100 U KINGDOM	29904	128976	171582	768490	
305 AUSTRIA			115	770	
327 FRANCE	71	838	223	2116	
335 GERMANY W	12	87	363	2470	
344 ITALY	200	975	264	1363	
347 JAPAN			1950	5766	
354 NETHRLNDS	147	863	282	1988	
400 U STATES	11934	58751	68798	380940	
	42268	190490	243577	1163903	
STOCKINGS SYNTHETIC MENS BOYS	DZ PR				3378
100 U KINGDOM	485	2903	8861	50685	
327 FRANCE	261	1867	1474	10727	
335 GERMANY W	10	85	114	612	
344 ITALY			104	530	
376 SWITZRLND	48	449	474	4217	
400 U STATES	9147	35018	53452	209215	
	9951	40322	64479	275986	
STOCKINGS SYNTHETIC FIBRE NOP	DZ PR				3379
100 U KINGDOM	1365	3171	19460	48745	
305 AUSTRIA			110	681	
335 GERMANY W	53	382	496	3247	
354 NETHRLNDS			65	207	
400 U STATES	2939	10686	38308	144288	
	4357	14239	58439	197168	
GLOVES OF SYNTHETIC FIBRES	OZ PR				3380
100 U KINGDOM	107	1467	1534	18187	
231 HONG KONG	1175	4415	86303	287711	
232 MALTA			251	2192	
305 AUSTRIA			502	3231	
317 CZECHO S			5244	20743	
327 FRANCE			409	2619	
335 GERMANY W	366	2501	15184	88936	
344 ITALY	1446	4655	12135	50988	
347 JAPAN	5929	18112	87896	251405	
400 U STATES	1229	7726	8074	72405	
	10252	38876	217532	798417	
CLOTHING NOP WOVEN SYNTH FIBRE	OZ				3383
100 U KINGDOM	17278	4752	100902	36985	
225 TRINIDAD	576	156	576	156	
231 HONG KONG	97716	7194	433015	41039	
305 AUSTRIA	4274	1824	17248	8985	
306 BELGIUM			544	344	
318 DENMARK	489	132	941	319	
327 FRANCE	15318	4926	36082	20195	
335 GERMANY W	3162	1770	35647	17327	
344 ITALY	11506	5963	102074	52057	
347 JAPAN	2210020	129517	14453215	975475	
354 NETHRLNDS			256	102	
359 NORWAY			120	99	
360 ISRAEL	3040	1309	107883	47240	
372 SPAIN			480	667	
375 SWEDEN			952	283	
376 SWITZRLND	576	345	11825	8298	
400 U STATES	431543	124579	3686195	1051022	
	2795498	282467	18987955	2260593	
DRESSES WVN SYNT WOMENS CHLONS	NO				3384
100 U KINGDOM	27	873	432	10450	
231 HONG KONG			3678	3415	
305 AUSTRIA			9	51	
306 BELGIUM	64	620	257	3088	
327 FRANCE	5	153	227	9556	
335 GERMANY W	33	323	76	689	
344 ITALY			7	413	
347 JAPAN	3000	1072	8640	3131	
352 MEXICO			360	1192	
354 NETHRLNDS			18	242	
375 SWEDEN			46	925	
376 SWITZRLND	4	266	149	4822	
400 U STATES	13908	78698	120371	720566	
	17041	82005	134270	758540	

## IMPORTS INTO CANADA FOR CONSUMPTION

Articles and Countries from which Imported	MONTH OF JUNE 1958		SIX MONTHS ENDED JUNE 1958		Class Number
	Quantities	Values (\$)	Quantities	Values (\$)	
UNDERWEAR KNITTED SYNTHETIC	LB				3385
100 U KINGDOM	1162	3848	7016	22272	
231 HONG KONG	95	194	95	194	
335 GERMANY W			160	295	
347 JAPAN			1328	1822	
400 U STATES	1599	5761	18371	71727	
	2856	9803	26970	96310	
CLTHG SYNT FIB KNIT INFTS CHLD	LB				3386
100 U KINGDOM			1107	3449	
305 AUSTRIA			20	131	
306 BELGIUM			372	1486	
347 JAPAN			3640	3208	
400 U STATES	395	1986	6159	25196	
	395	1986	11298	33470	
CLTHG SYNT FIB KNIT WOMNS GRLS	LB				3387
100 U KINGDOM	296	809	2694	13768	
305 AUSTRIA	173	1395	1258	10486	
306 BELGIUM			49	842	
327 FRANCE	48	890	286	4298	
335 GERMANY W	8	90	51	473	
344 ITALY	85	302	261	1391	
347 JAPAN			377	1931	
354 NETHRLNDS	484	1300	1137	3257	
376 SWITZRLND	337	1090	451	2749	
400 U STATES	6578	30112	76037	327452	
	8009	35988	82601	366647	
CLTHG SYNTH FIB KNIT MENS BOYS	LB				3388
100 U KINGDOM	409	926	7088	15779	
231 HONG KONG			372	201	
305 AUSTRIA	19	101	227	1881	
327 FRANCE			65	827	
335 GERMANY W	169	793	169	793	
344 ITALY			100	319	
347 JAPAN	3290	2525	38943	28700	
359 NORWAY			15	66	
376 SWITZRLND			123	2071	
400 U STATES	2334	7118	22253	76890	
	6221	11463	69355	127527	
CURTAINS OF SYNTHETIC FIBRE	OZ				3390
100 U KINGDOM	14912	1969	38612	6734	
376 SWITZRLND			3488	998	
400 U STATES	665748	110343	3629134	623373	
	680660	112312	3671234	631105	
HANDKERCHIEFS SYNTHETIC FIBRE	OZ				3391
100 U KINGDOM	170	91	1555	306	
231 HONG KONG	992	89	992	89	
347 JAPAN	62336	2554	102544	4821	
376 SWITZRLND	96	78	2464	2415	
400 U STATES	1304	556	8872	3392	
	64898	3368	116427	11023	
SYNTHETIC FIBRE MANUFACTRS NOP	OZ				3392
100 U KINGDOM	715715	37371	2297985	142950	
231 HONG KONG	6230	299	10491	559	
305 AUSTRIA			483	607	
306 BELGIUM	496	69	1162	205	
327 FRANCE	2185	998	82905	12327	
335 GERMANY W	29896	6714	155523	26423	
344 ITALY	170987	11656	1097154	64020	
347 JAPAN	1179931	51576	4803237	236088	
354 NETHRLNDS			12472	1457	
375 SWEDEN	642	393	3720	1820	
376 SWITZRLND	3073	1505	38857	14682	
390 GERMANY E			189	159	
400 U STATES	2536657	321870	18454938	2084409	
	4645812	432451	26959116	2585706	
SYNTH FIBRE FOR ELEC APPARATUS	OZ				3393
100 U KINGDOM	3047	401	22107	2634	
400 U STATES	56880	13821	370340	75220	
	59927	14222	392447	77854	
HAIR CLOTH					3401
100 U KINGDOM		8604		39276	
400 U STATES		348		3475	
		8952		42751	
KAPOK	CWT				3411
215 INDIA			128	2223	
354 NETHRLNDS	452	9959	452	9959	
355 INDOONESIA			220	6243	
371 THAILAND	112	2040	558	11882	
400 U STATES	23	448	1105	35289	
	587	12447	2463	65526	
MANILA FIBRE	CWT				3412
337 GUATEMALA			1353	31954	
364 PHIL	630	11130	11850	229008	
400 U STATES	725	11589	5436	120278	
	1355	22719	18639	381240	
SISAL ISTLE TAMPICO FIBRE	CWT				3413
203 B E AFR	2242	15579	15046	124120	
309 BRAZIL	9255	68245	77470	573696	
320 DOM REP			1281	10073	
338 HAITI	8837	58162	62732	445216	
352 MEXICO	67	3163	19945	157825	
394 PORT E AF			1119	7909	
400 U STATES	35148	277816	171320	1388752	
	55549	422965	348913	2707591	
VEGETABLE FIBRE N O P	CWT				3414
100 U KINGDOM			184	4577	



IMPORTS INTO CANADA FOR CONSUMPTION

Articles and Countries from which Imported		MONTH OF JUNE 1958		SIX MONTHS ENDED JUNE 1958		Class Number
		Quantities	Values (\$)	Quantities	Values (\$)	
215	INDIA	105	625	198	1287	
221	B GUIANA			18	130	
309	PRAZIL	906	4370	906	4370	
333	MADAGASCAR	35	1361	35	1361	
352	MEXICO	41	319	446	2665	
353	MOROCCO			225	1265	
400	U STATES	35	862	2274	28887	
BALER TWINE		1122	7537	4286	44542	
	CWT					3420
100	U KINGDOM	3622	51552	24064	337085	
306	BELGIUM	7780	96753	13550	168579	
316	CUBA	6280	76193	10080	122772	
318	DENMARK	5215	71123	20717	277482	
335	GERMANY W	160	2258	160	2258	
352	MEXICO	2120	22519	6300	65996	
354	NETHRLNDS	7980	99252	18224	228981	
366	PORTUGAL	10101	122448	12908	155866	
400	U STATES	46	599	67	884	
GRASSES SEAWEEED		43304	542697	106070	1359903	
	MOSSES BAGASSE					3421
100	U KINGDOM		593		29178	
231	HONG KONG				1799	
318	DENMARK				1504	
335	GERMANY W				122	
344	ITALY		452		903	
347	JAPAN		964		8355	
354	NETHRLNDS				1722	
359	NORWAY				696	
383	HAWAII				147	
400	U STATES		18661		74238	
BINDER TWINE			20670		118664	
	CWT					3422
100	U KINGDOM	650	9985	1618	23626	
306	BELGIUM	2175	26400	3713	45050	
318	DENMARK	2855	36824	8806	115079	
335	GERMANY W	640	7422	640	7422	
352	MEXICO	38	454	38	454	
354	NETHRLNDS	2855	35666	6395	82397	
366	PORTUGAL	637	7550	1872	22400	
COIR AND COIR YARN		9850	124301	23082	296428	
	CWT					3423
100	U KINGDOM			57	855	
215	INDIA	29	319	2079	19287	
400	U STATES			35	463	
MATS RUGS N O P OF COCOA FIBRE		29	319	2171	20605	
	SQ YD					3424
100	U KINGDOM			2405	2270	
203	B E AFR			716	476	
215	INDIA	4967	2678	53352	27354	
335	GERMANY W			122	205	
354	NETHRLNDS	56	135	4651	4556	
STRAW OR PAPER CARPETING RUGS		5023	2813	61246	34861	
	BARBADOS				70	3425
231	HONG KONG				7334	
347	JAPAN		493		20481	
383	HAWAII				235	
400	U STATES		430		12737	
VEGETABLE FIBRES FOR BRUSHES			923		40857	
	CWT					3428
100	U KINGDOM	140	2057	740	27599	
215	INDIA			180	898	
304	ARGENTINA			10	2153	
306	BELGIUM	4	427	470	6744	
352	MEXICO	133	6803	1888	98439	
354	NETHRLNDS	30	1018	613	8246	
400	U STATES	282	14496	1986	105050	
MATS CUT PILE OF COCOA FIBRE		589	24801	5887	249129	
	SQ FT					3429
100	U KINGDOM	4924	724	4924	724	
215	INDIA	65909	9457	296508	48007	
354	NETHRLNDS			1483	625	
WASTE FOR FURTHER PREPARATION		70833	10181	302915	49356	
	CWT					3451
100	U KINGDOM	2344	45974	9157	215887	
215	INDIA			796	12197	
216	PAKISTAN			900	3806	
231	HONG KONG			224	976	
236	NEW ZEAL			16	899	
306	BELGIUM	713	10330	4570	38018	
335	GERMANY W			227	1785	
338	HAITI			1576	10987	
344	ITALY	1438	9718	1458	10160	
352	MEXICO			552	3108	
354	NETHRLNDS	761	12924	2968	22965	
375	SWEDEN	332	968	332	968	
384	P RICO	408	4394	408	4394	
400	U STATES	36235	250854	212389	1712271	
WASTE FOR WIPING RAGS N O P		42231	335162	235573	2038421	
	CWT					3452
100	U KINGDOM	394	8433	1958	38033	
234	AUSTRALIA	98	2692	108	2742	
306	BELGIUM			1743	22973	
335	GERMANY W			26	388	
347	JAPAN			300	4562	
354	NETHRLNDS			1111	12729	

## IMPORTS INTO CANADA FOR CONSUMPTION

Articles and Countries from which Imported	MONTH OF JUNE 1958		SIX MONTHS ENDED JUNE 1958		Class Number
	Quantities	Values (\$)	Quantities	Values (\$)	
375 SWEDEN	199	4400	356	6668	
389 IRELAND			43	194	
400 U STATES	23078	180242	143689	1186047	
WASTE GARNETTED READY FOR USE	23769	195767	149334	1274336	3453
LB	4879	728	23715	3676	
100 U KINGDOM			4550	4819	
327 FRANCE			104217	10374	
347 JAPAN			832737	113243	
400 U STATES	114027	12645	965219	132112	
BATTS BATTING WADDING N O P	118906	13373			3454
LB	105	65	415	198	
100 U KINGDOM	20131	10130	191083	82349	
400 U STATES	20236	10195	191498	82547	3460
FISH NETS NETTINGS COMMERCIAL	67235	100967	419147	629784	
100 U KINGDOM			3760	17330	
318 DENMARK			807	1690	
335 GERMANY W	81	518	250085	387295	
347 JAPAN	39656	51642	40692	58286	
354 NETHRLNDS	1550	5918	558	936	3461
359 NORWAY	13484	29860	58210	110532	
400 U STATES	122006	188905	773259	1205853	
FISHING LINES COMMERCIAL	48820	28172	269896	187917	3461
LB			200	104	
100 U KINGDOM	318	28172	5657	14335	
318 DENMARK			19471	22361	
335 GERMANY W	2441	4929	21507	7052	
347 JAPAN	2892	5262	13780	9313	
354 NETHRLNDS	5990	1759	2725	791	3463
359 NORWAY	2700	1882	165316	198441	
389 IRELAND	86863	70562	498552	440314	
400 U STATES	159718	37603	827769	216575	3463
LB			24281	5032	
100 U KINGDOM			34949	5370	
318 DENMARK			45000	9534	
352 MEXICO	7508	885	21939	2887	
364 PHIL			6685	1582	
366 PORTUGAL			23279	9100	3464
389 IRELAND	10676	4206	983902	250080	
400 U STATES	177902	42694			
CORDAGE COMMERCIAL FISH NET	97406	21489	576905	142588	3464
LB			102257	23647	
100 U KINGDOM	306	527	186755	43406	
306 BELGIUM	2919	2971	30811	8896	
318 DENMARK	14887		16375	25232	
335 GERMANY W			35204	5409	
347 JAPAN			206014	41146	3465
352 MEXICO	13749	2431	27791	5634	
354 NETHRLNDS			44397	12269	
364 PHIL			13372	17876	3465
389 IRELAND	128961	27418	1239881	326103	
400 U STATES	31683	9588	212727	52710	
CORDAGE OVER 1 INCH NOP			4000	153	
100 U KINGDOM			9480	1535	
220 BERMUDA			87463	18794	
354 NETHRLNDS	4026	3284	313670	73192	3472
400 U STATES	35709	12872			
LB	2567	1414	9707	6737	
COTTON FABRIC RUBBERIZED			2339	3100	
100 U KINGDOM			180	167	
335 GERMANY W			338219	231560	
354 NETHRLNDS	51763	33845	350445	241564	3473
400 U STATES	54330	35259			
LB			4080	3280	
COTTON WINDOW SHADE CLOTH			7031	10967	
100 U KINGDOM	375	425	11111	14247	
400 U STATES	375	425			
COTTON FABRICS COATED N O P	19711	22299	172126	177593	3474
LB			582	1336	
100 U KINGDOM			4255	4343	
306 BELGIUM			30949	30158	
327 FRANCE			4583	2647	
335 GERMANY W	3228	7002	1244	1384	
347 JAPAN	241	220	660	1807	3475
354 NETHRLNDS			2582035	2468500	
376 SWITZRLND	384	988	2796434	2687768	
400 U STATES	430506	389340			3475
ARTISTS CANVAS COATED PREPARED	454070	419849			
100 U KINGDOM				448	
306 BELGIUM				329	
327 FRANCE				201	
354 NETHRLNDS				231	
400 U STATES				5718	3476
CANVAS FLAX FOR TENTS AWNINGS				6927	
LB					
100 U KINGDOM	6151	5270	36471	23625	
327 FRANCE	645	327	1505	763	
400 U STATES	52	68	412	798	
FABRICS JUTE COATED	6848	5665	38388	25186	3478
LB					
100 U KINGDOM	1518	641	3960	1428	
400 U STATES	4400	1246	73335	19797	
	5918	1887	77295	21225	

IMPORTS INTO CANADA FOR CONSUMPTION

Articles and Countries from which Imported	MONTH OF JUNE 1958		SIX MONTHS ENDED JUNE 1958		Class Number
	Quantities	Values (\$)	Quantities	Values (\$)	
FABRICS VEG FIRRE COATED 100 U KINGDOM 306 BELGIUM 327 FRANCE 347 JAPAN 400 U STATES	LB 36981	26672	137909 50 1418 388749 215224	80637 56 877 61007 238914	3479
FABRICS FOR BRATTICE CLOTH 100 U KINGDOM 400 U STATES	LB 1435	453	283833 8294	38698 2110	3480
FABRICS SILK COATED 400 U STATES	LB 875	4719	4754	25019	3481
FABRICS WOOL COATED 305 AUSTRIA 306 BELGIUM 335 GERMANY W 400 U STATES	LB 4186 5403 9606	5407 9769 5813	128 6593 28543 36541	238 10496 52061 34144	3483
FABRICS SYNTHETIC FIRRE COATED 100 U KINGDOM 306 BELGIUM 335 GERMANY W 347 JAPAN 400 U STATES	LB 3139 43984	3161 42297	18783 225261 83 2515 1183305	14883 233358 163 564 1746409	3484
OILCLOTH FLOOR LINOLEUM 100 U KINGDOM 400 U STATES	LB 3643344	433493	18001381 5888160	2317118 1084054	3485
OILCLOTH CARRIAGE SHELF TABLE 100 U KINGDOM 400 U STATES	LB 1160 11689	886 6363	17620 85505	13254 54139	3486
TYPEWRITER RIBBONS 100 U KINGDOM 305 AUSTRIA 327 FRANCE 400 U STATES	LB 38 698	93 1781	3625 2683 280	8006 7198 440	3487
FABRICS COTTON TO COVER RUBBER 100 U KINGDOM 400 U STATES	LB 5297 2723	7190 3794	29581 9372	41322 13234	3488
CORD TIRE FABRICS SYNTH FIRRE 400 U STATES	LB 42926	61895	279918	292095	3489
LACE EMBROIDERIES BOBBINET NOP 100 U KINGDOM 215 INDIA 231 HONG KONG 305 AUSTRIA 306 BELGIUM 327 FRANCE 335 GERMANY W 340 HUNGARY 344 ITALY 347 JAPAN 354 NETHRLNDS 367 AZORES 376 SWITZRLND 400 U STATES	LB 2363 49 200 175 2925 369 24 956 113	13255 310 306 2643 33627 1860 76 1372 2764	17933 512 545 852 25169 1322 2 320 22445 315 144 1611	101935 1326 1880 8069 633 252213 6063 294 1082 27022 779 695 20977	3501
CORSETS GIRDLES BRASSIERES 100 U KINGDOM 225 TRINIDAO 231 HONG KONG 327 FRANCE 335 GERMANY W 347 JAPAN 354 NETHRLNDS 400 U STATES	LB 1266 12469 131 252 10292 86 60332	1266 12469 131 252 10292 86 60332	1887 12469 4070 293 1167 77414 186 486787	1887 12469 4070 293 1167 77414 186 486787	3510
BRACES OR SUSPENDERS AND PARTS 100 U KINGDOM 327 FRANCE 335 GERMANY W 400 U STATES	LB 640 7052 2373	640 7052 2373	5083 293 32395 18896	5083 293 32395 18896	3511
CHURCH VESTMENTS ANY MATERIAL 100 U KINGDOM 306 BELGIUM 327 FRANCE 335 GERMANY W 344 ITALY 347 JAPAN 360 ISRAEL 372 SPAIN 376 SWITZRLND 390 GERMANY E 400 U STATES	LB 1671 137 5684 716 475 51 8065	1671 137 5684 716 475 51 8065	12166 2384 50188 423 2209 185 75 475 574 420 32770	12166 2384 50188 423 2209 185 75 475 574 420 32770	3512
GARMENTS KNITTED N O P 100 U KINGDOM 335 GERMANY W	LB 16799	16799	273 1727	3585 3076	3514

## IMPORTS INTO CANADA FOR CONSUMPTION

Articles and Countries from which Imported	MONTH OF JUNE 1958		SIX MONTHS ENDED JUNE 1958		Class Number
	Quantities	Values (\$)	Quantities	Values (\$)	
344 ITALY	11	429	69	1097	
347 JAPAN			2050	1779	
400 U STATES	42	205	817	3410	
GLOVES MITTS AND MITTENS N O P	53	634	4935	12947	
100 U KINGDOM	DZ PR				3515
231 HONG KONG	198	1116	868	5326	
327 FRANCE	6457	21608	6462	21753	
335 GERMANY W			48	1035	
344 ITALY	30	127	95	441	
347 JAPAN	6384	13300	392	952	
400 U STATES	4126	13698	12723	25958	
BERETS OF WOOL KNITTED FULLED	17195	49849	14877	63529	
100 U KINGDOM	DOZ		35465	118994	
327 FRANCE	700	2970	4247	20558	3516
344 ITALY	110	519	1664	5428	
400 U STATES			6	74	
CAPS BONNETS BERETS N O P	23	167			
100 U KINGDOM	B10	3489	5940	26227	
231 HONG KONG	DOZ				3517
305 AUSTRIA	2486	12408	18245	90248	
306 BELGIUM			242	728	
318 DENMARK			3	58	
327 FRANCE	17	120	53	238	
335 GERMANY W	644	2356	74	292	
344 ITALY	150	963	785	3671	
347 JAPAN	5849	8762	518	4095	
359 NORWAY			123003	131286	
376 SWITZRLND	11	146	45	431	
400 U STATES	10803	26031	118	1200	
HATS OF FUR FELT MENS	19960	50786	69938	193459	
100 U KINGDOM	DOZ		218292	441085	3518
305 AUSTRIA	2	90	585	27990	
306 BELGIUM			8	553	
344 ITALY	7	574	13	646	
400 U STATES	7	376	111	11015	
HATS OF WOOL FELT	16	1040	859	46380	
100 U KINGDOM	DOZ				3519
231 HONG KONG	146	1977	340	4831	
305 AUSTRIA			1000	3489	
306 BELGIUM			3	176	
335 GERMANY W			18	243	
400 U STATES	100	1336	10	185	
HATS OF FUR FELT WOMENS	246	3313	373	6624	
100 U KINGDOM	DOZ		1744	15548	3520
305 AUSTRIA	38	1210	112	3773	
318 DENMARK	2	159	6	395	
327 FRANCE	48	1938	2	98	
335 GERMANY W	9	536	221	8775	
344 ITALY	1	89	9	536	
354 NETHRLNDS			20	930	
376 SWITZRLND	16	908	9	272	
400 U STATES	30	1124	46	2369	
HATS N O P	144	5964	566	23094	
100 U KINGDOM	DOZ				3521
224 JAMAICA	126	3279	673	18909	
231 HONG KONG	202	686	6	95	
305 AUSTRIA			573	1911	
306 BELGIUM			16	928	
318 DENMARK			4	83	
327 FRANCE	801	16367	11	287	
335 GERMANY W	182	5733	1981	51166	
344 ITALY	158	1232	548	16375	
347 JAPAN	730	1881	1935	17343	
352 MEXICO	1300	1698	1532	3971	
354 NETHRLNDS			2342	2679	
359 NORWAY			7	630	
372 SPAIN			21	252	
376 SWITZRLND	41	480	20	114	
390 GERMANY E			580	13751	
400 U STATES	4043	69432	56	1256	
FIREMENS AND OTHER HELMETS	7583	100788	43180	825347	
100 U KINGDOM			53485	955097	3522
335 GERMANY W		3508		3390	
354 NETHRLNDS				8211	
400 U STATES		40688		316	
KNITTED GOODS N O P		44196		196753	
100 U KINGDOM	LB			208670	3524
231 HONG KONG	62	116	3184	6040	
335 GERMANY W			240	589	
344 ITALY	40	157	91	360	
347 JAPAN	37	62	172	586	
376 SWITZRLND	13	64	7687	6886	
400 U STATES	21235	46245	33	160	
CHEMILLE YARNS AND CORDS	21387	46644	170703	314883	
400 U STATES	LB		182110	329504	3548
	652	1014	5331	5532	
	652	1014	5331	5532	

IMPORTS INTO CANADA FOR CONSUMPTION

Articles and Countries from which Imported	MONTH OF JUNE 1958		SIX MONTHS ENDED JUNE 1958		Class Number
	Quantities	Values (\$)	Quantities	Values (\$)	
USED BAGS OF VEGETABLE FIBRE					3550
100 U KINGDOM				426	
400 U STATES		7306		28847	
				29273	
BELTING N O P					3551
100 U KINGDOM	LB 779	2402	9294	15865	
400 U STATES	5448	10153	36566	61444	
	6227	12555	45860	77309	
BLANKETS FOR PRINTING PRESSES					3552
100 U KINGDOM		549		31993	
335 GERMANY W		867		1956	
384 P RICO				3560	
400 U STATES		39406		235608	
		40822		273117	
BRAIDS CORDS FRINGES NOP					3553
100 U KINGDOM		1525		11341	
317 CZECHO S				754	
327 FRANCE		1772		4945	
335 GERMANY W		1243		9281	
344 ITALY				468	
347 JAPAN				2502	
354 NETHRLNDS				372	
375 SWEDEN		314		628	
376 SWITZRLND		320		3790	
400 U STATES		66746		391127	
		71920		425208	
CARPETS N O P					3554
	SQ FT				
100 U KINGDOM	142263	19953	566410	82320	
215 INDIA	8856	462	8956	512	
234 AUSTRALIA			240	80	
306 BELGIUM	90979	15488	464825	85758	
318 DENMARK			953	723	
335 GERMANY W	505	177	1491	567	
344 ITALY	17128	3786	55432	12453	
347 JAPAN	48498	4135	267641	34162	
354 NETHRLNDS	3696	1206	12808	4078	
375 SWEDEN			2895	1482	
400 U STATES	98980	49668	757543	347167	
	410905	94875	2139194	569302	
CURTAINS N O P					3557
100 U KINGDOM		487		2504	
375 SWEDEN				670	
400 U STATES		3834		28900	
		4321		32074	
HAT BRAIDS NOT OVER 6 INCHES					3559
100 U KINGDOM				73	
327 FRANCE				54	
335 GERMANY W				116	
344 ITALY				3511	
376 SWITZRLND		2110		135138	
400 U STATES		717		22979	
		2827		161871	
HAT SWEATS CAP PEAKS AND BANDS					3560
100 U KINGDOM		1222		2953	
306 BELGIUM				475	
335 GERMANY W				4074	
347 JAPAN		1146		6452	
400 U STATES		27072		247553	
		29440		261507	
HOODS AND SHAPES OF FUR FELT					3561
	DOZ				
100 U KINGDOM	477	12032	1191	30336	
305 AUSTRIA	132	1349	802	13427	
317 CZECHO S	2321	35747	6891	108143	
327 FRANCE	53	1287	1291	15672	
344 ITALY	2659	30149	5759	65683	
400 U STATES	318	6323	925	19044	
	5960	86887	16859	252305	
HOODS AND SHAPES OF WOOL FELT					3562
	DOZ				
344 ITALY	53	224	53	224	
	53	224	53	224	
HOODS AND SHAPES KNITTED					3563
	DOZ				
231 HONG KONG	28	52	1070	11349	
305 AUSTRIA			115	1197	
313 CHINA			100	463	
317 CZECHO S			6	149	
321 ECUADDR	9	92	59	890	
344 ITALY			1623	6465	
347 JAPAN	21	80	3061	11305	
352 MEXICO	264	185	1128	865	
376 SWITZRLND	23	316	2435	39720	
393 TAIWAN			800	5015	
400 U STATES	2137	21853	14173	144733	
	2482	22578	24570	222151	
HOODS AND SHAPES N O P					3564
	DOZ				
305 AUSTRIA	22	257	22	257	
321 ECUADOR	12	220	12	220	
327 FRANCE			58	2490	
344 ITALY	5	82	35	390	
352 MEXICO	213	177	417	320	
376 SWITZRLND	15	297	838	11339	
400 U STATES	484	3225	5271	50813	
	751	4258	6653	65829	
SURGICAL DRESSINGS					3566
100 U KINGDOM		45889		215156	
335 GERMANY W		501		18347	
400 U STATES		42222		336453	
		88612		568956	

## IMPORTS INTO CANADA FOR CONSUMPTION

Articles and Countries from which Imported	MONTH OF JUNE 1958		SIX MONTHS ENDED JUNE 1958		Class Number
	Quantities	Values (\$)	Quantities	Values (\$)	
ELASTIC WEBBING WOVEN FOR MFRS	LB				3567
100 U KINGDOM	217	473	2408	3915	
335 GERMANY W			4924	12320	
344 ITALY	880	1423	1636	3350	
347 JAPAN	1500	1069	3677	2939	
354 NETHRLNDS			647	1380	
400 U STATES	9364	21879	49031	109481	
	11961	24844	62323	133385	
ELASTIC WEBBING WOVEN N O P	LB				3568
100 U KINGDOM	950	1701	4221	8205	
335 GERMANY W			463	1095	
344 ITALY	2477	5262	9962	18596	
347 JAPAN	15381	9490	49359	33381	
354 NETHRLNDS	238	514	986	2058	
400 U STATES	16483	28153	97378	183298	
	35529	45120	162369	246633	
WINDOW SHADES ON ROLLERS N O P					3569
400 U STATES		1189		14085	
		1189		14085	
CORDED RIBBONS FOR MENS HATS	LB				3570
100 U KINGDOM			4	60	
400 U STATES	2410	12083	15751	80044	
	2410	12083	15755	80104	
FABRICS FOR CARD CLOTHING	LB				3572
100 U KINGDOM			447	525	
335 GERMANY W			644	1766	
400 U STATES	410	835	928	1907	
	410	835	2019	4198	
FIBRE OR TEXTILE PRODUCTS NDP					3573
100 U KINGDOM		60		5883	
338 HAITI				1042	
344 ITALY		1323		4422	
400 U STATES		10019		62597	
		11402		73944	
BRAIDED CORD 1 IN CIRC OR LESS	LB				3574
100 U KINGDOM	136	274	1413	1440	
400 U STATES	5620	4350	29636	22771	
	5756	4624	31049	24211	
ELASTIC WEBBING BRAIDED	LB				3576
100 U KINGDOM	481	783	1797	2949	
335 GERMANY W	171	295	897	1703	
344 ITALY	1765	3236	2095	3925	
347 JAPAN					
354 NETHRLNDS	44893	30267	216734	136816	
360 ISRAEL	550	706	480	1064	
400 U STATES	6529	11597	33034	68921	
	54389	46884	255587	216084	

IMPORTS INTO CANADA FOR CONSUMPTION

Articles and Countries from which Imported	MONTH OF JUNE 1958		SIX MONTHS ENDED JUNE 1958		Class Number
	Quantities	Values (\$)	Quantities	Values (\$)	
<u>GROUP 4</u>					
WOOD WOOD PRODUCTS AND PAPER					
CANE REED OR RATTAN					4 002
215 INDIA		2976		5884	
231 HONG KONG				2866	
335 GERMANY W		889		4661	
347 JAPAN		347		641	
364 PHIL				3220	
400 U STATES		464		5559	
		4676		22831	
OSIERS WILLOWS AND BAMBOOS					4 003
215 INDIA				146	
304 ARGENTINA		1175		2823	
311 BURMA				396	
347 JAPAN		1551		5593	
354 NETHRLNDS				96	
400 U STATES				3409	
		2726		12463	
CORKWOOD UNMANUFACTURED					4 011
366 PORTUGAL				7113	
372 SPAIN				437	
400 U STATES		2797		3385	
		2797		10935	
FENCE POSTS					4 021
400 U STATES	NO				
	3613	1404	64474	17218	
	3613	1404	64474	17218	
HICKORY BILLETS					4 022
400 U STATES		13964		53355	
		13964		53355	
POLES TELEGRAPH AND PILING					4 024
400 U STATES	NO				
	9644	245529	28790	750309	
	9644	245529	28790	750309	
RAILWAY TIES					4 025
400 U STATES	NO				
	2755	9091	69796	200433	
	2755	9091	69796	200433	
LOGS ROUND UNMANUFACTURED NOP					4 026
400 U STATES	M FT				
	6495	334296	64360	3125849	
	6495	334296	64360	3125849	
HANDLE SHINGLE BOLTS FELDES					4 032
400 U STATES				3288	
				3288	
HUB LAST WAGON OAR GUN BLOCKS					4 033
344 ITALY				558	
400 U STATES		35135		259066	
		35135		259624	
TEAK AMARANTH TROPICAL WOODS					4 041
100 U KINGDOM		1106		3710	
210 GHANA		12391		42221	
218 MALAYA				548	
221 B GUIANA				5791	
231 HONG KONG				1310	
234 AUSTRALIA		2434		15379	
309 BRAZIL				178	
311 BURMA		1620		1620	
314 COLOMBIA				7475	
318 DENMARK				320	
321 ECUADOR		823		2854	
328 FR AFRICA				10019	
337 GUATEMALA				6145	
339 HONDURAS				719	
347 JAPAN				4838	
364 PHIL				15070	
371 THAILAND		3134		29615	
400 U STATES		20218		96411	
		41726		244223	
ASH WHITE					4 042
400 U STATES	M FT				
	97	14974	522	78207	
	97	14974	522	78207	
CEAR					4 043
358 NICARAGUA	M FT			795	
400 U STATES		29278	1621	200060	
	236	29278	1623	200855	
FIR					4 045
400 U STATES	M FT				
	4726	374200	23258	1849868	
	4726	374200	23258	1849868	
GUMWOOD					4 046
400 U STATES	M FT				
	55	7434	207	30536	
	55	7434	207	30536	
HEMLOCK					4 047
400 U STATES	M FT				
	128	9471	1980	124420	
	128	9471	1980	124420	
HICKORY					4 048
400 U STATES	M FT				
			39	8656	
			39	8656	
MAHOGANY					4 049
210 GHANA	M FT	41	7831	189	36858
211 NIGERIA				25	5514
222 B HOND		15	2186	184	52834
314 COLOMBIA		1	265	47	6850
328 FR AFRICA				79	16250
337 GUATEMALA				5	1241

## IMPORTS INTO CANADA FOR CONSUMPTION

Articles and Countries from which Imported	MONTH OF JUNE 1958		SIX MONTHS ENDED JUNE 1958		Class Number
	Quantities	Values (\$)	Quantities	Values (\$)	
339 HONDURAS	15	3466	15	3466	
347 JAPAN	767	115666	1985	293498	
358 NICARAGUA	11	2125	12	2293	
361 PANAMA			4	1006	
364 PHIL	93	12503	388	65960	
400 U STATES	75	22561	599	156349	
OAK	1018	166603	3532	642119	
	M FT				4050
347 JAPAN	10	2207	55	10175	
400 U STATES	4141	502862	23035	2961079	
PINE SOUTHERN YELLOW OR PITCH	4151	505069	23090	2971254	
	M FT				4051
400 U STATES	262	39796	1321	209935	
PINE WHITE OR OTHER N O P	262	39796	1321	209935	
	M FT				4052
100 U KINGDOM	22	5200	22	5200	
309 BRAZIL	25	2561	655	78558	
400 U STATES	3558	303257	12521	1116014	
POPLAR	3605	311018	13198	1199772	
	M FT				4053
400 U STATES	305	37547	1606	207245	
REDWOOD	305	37547	1606	207245	
	M FT				4054
400 U STATES	295	50377	1550	286354	
WALNUT	295	50377	1550	286354	
	M FT				4055
210 GHANA			1	213	
400 U STATES	211	70206	1421	420477	
LUMBER AND TIMBER HARDWOOD N O P	211	70206	1422	420690	
	M FT				4056
347 JAPAN	44	9198	76	16008	
400 U STATES	2519	200925	10738	940886	
LUMBER AND TIMBER N O P	2563	210123	10814	956894	
	M FT				4057
381 ALASKA	25	751	34	1297	
400 U STATES	597	34911	2324	143916	
HARDWOOD FLOORING	622	35662	2358	145213	
	M FT				4058
400 U STATES	2107	262121	10993	1363376	
PINE PONDEROSA AND SUGAR	2107	262121	10993	1363376	
	M FT				4059
400 U STATES	5341	496381	24749	2455318	
LATHS	5341	496381	24749	2455318	
	M				4071
400 U STATES			6	138	
PLYWOOD GLUED OR CEMENTED			6	138	
	SQ FT				4073
100 U KINGDOM			65920	11042	
211 NIGERIA			42366	3944	
306 BELGIUM			6783	407	
318 DENMARK	1706	167	7962	941	
326 FINLAND	68288	7279	547782	46045	
327 FRANCE	53407	5670	307675	25914	
335 GERMANY W	110346	19412	376219	56702	
347 JAPAN	5449152	344752	20829188	1383373	
360 ISRAEL	75274	5804	140013	10836	
365 POLAND	142411	7319	142411	7319	
366 PORTUGAL			15360	1521	
371 THAILAND			6400	900	
375 SWEDEN			34685	2139	
388 YUGO SLAV			9615	478	
393 TAIWAN	11995	750	24724	1475	
400 U STATES	518124	57359	2154614	246682	
SHINGLES OF WOOD	6430703	448512	24711717	1799718	
	RF SQ				4074
400 U STATES	2564	17055	11166	78164	
VENEERS OF ROSEWOOD ETC	2564	17055	11166	78164	
					4075
100 U KINGDOM				304	
327 FRANCE				19818	
335 GERMANY W				4072	
347 JAPAN				10386	
354 NETHRLNDS		1622		3127	
364 PHIL				9501	
400 U STATES		25187		117220	
VENEERS OF WOOD N O P		26809		164428	
					4076
100 U KINGDOM				202	
307 BEL CONGO				59208	
318 DENMARK		4320		9295	
327 FRANCE				867	
335 GERMANY W				4322	
371 THAILAND				580	
400 U STATES		168963		772756	
VENEERS OF WOOD TAPED JOINTED		173283		847230	
					4077
400 U STATES		10136		45213	
VENEERS AUSTRALIAN BLACKWOOD		10136		45213	
					4078
400 U STATES		2632		31403	
PLYWOOD FACED WITH METAL		2632		31403	
					4079
335 GERMANY W				14244	
400 U STATES		3710		7283	
		3710		21527	



IMPORTS INTO CANADA FOR CONSUMPTION

Articles and Countries from which Imported	MONTH OF JUNE 1958		SIX MONTHS ENDED JUNE 1958		Class Number
	Quantities	Values (\$)	Quantities	Values (\$)	
FUELWOOD					
400 U STATES	CORD				4082
	42	282	337	2599	
	42	282	337	2599	
PULPWOOD					
400 U STATES	CORD				4083
	5981	112001	97501	1815269	
	5981	112001	97501	1815269	
SAWDUST AND WOOD FLOUR					
400 U STATES		27405		132289	4084
		27405		132289	
BARRELS EMPTY					
327 FRANCE	NO		15	460	4091
400 U STATES		64752	145536	402828	
	23035	64752	145551	403288	
	23035	64752	145551	403288	
STAVES OAK SAWN SPLIT OR CUT					
400 U STATES	M				4094
	68	27247	1022	395822	
	68	27247	1022	395822	
STAVES N O P					
100 U KINGDOM	M				4097
400 U STATES			132	3568	
	242	10382	694	31685	
	242	10382	826	35253	
HOOPS HEADS AND LINERS OF WOOD					
100 U KINGDOM				3106	4099
400 U STATES		12778		122370	
		12778		125476	
CORK SLABS BOARDS TILES N O P					
100 U KINGDOM					4101
318 DENMARK		153		5249	
335 GERMANY W		8247		27171	
366 PORTUGAL				158	
372 SPAIN		15038		50209	
400 U STATES		16900		122777	
		2600		65467	
		42938		271031	
CORKS THREE FOURTHS IN OR LESS					
100 U KINGDOM	LB				4102
366 PORTUGAL		170	60	170	
372 SPAIN		102	364	469	
400 U STATES			972	1161	
			299	507	
		128	272	1695	2307
CORKS OVER THREE FOURTHS INCH					
366 PORTUGAL	LB				4103
372 SPAIN		9755	45859	64728	
400 U STATES		478	7066	14214	
		7578	4391	8215	
		10233	57316	87157	
CORK SLABS BOARDS FOR MFRS					
100 U KINGDOM		2338		2338	4104
366 PORTUGAL		11874		331874	
372 SPAIN				191438	
400 U STATES		118162		570200	
		132374		1095850	
MANUFACTURES OF CORKWOOD N O P					
100 U KINGDOM		820		47082	4105
335 GERMANY W				56	
354 NETHRLNDS				2157	
366 PORTUGAL		35307		207301	
372 SPAIN		1060		9046	
400 U STATES		6906		54108	
		44093		319750	
BILLETS OF WOOD FOR BATS					
400 U STATES		7320		62780	4112
		7320		62780	
GUN STOCKS OF WALNUT ROUGH					4113
WOOD HANDLES FOR AGRIC IMPL					
400 U STATES		43909		143489	4114
		43909		143489	
HANDLES OF WOOD N O P					
100 U KINGDOM				634	4118
335 GERMANY W		663		1102	
375 SWEDEN		74		1025	
400 U STATES		22818		116921	
		23555		119682	
SHAFTS OR HEADS FOR GOLF CLUBS					
400 U STATES		2203		19747	4119
		2203		19747	
LASTS OF WOOD					
100 U KINGDOM				567	4120
335 GERMANY W				105	
400 U STATES		3366		35176	
		3366		35848	
MEXICAN SADDLE TREES STIRRUPS					
400 U STATES		6990		13744	4121
		6990		13744	
WALKING STICKS AND CANES					
100 U KINGDOM		757		5178	4125
216 PAKISTAN				479	
327 FRANCE				744	
344 ITALY				116	
347 JAPAN		546		617	
352 MEXICO				99	
400 U STATES		385		1496	
		1688		8729	
SULPHITE PULP BL DISSOLVING					
207 UN SO AFR	CWT				4130
400 U STATES		15554	2285	15554	
		2621	34942	354067	
		4906	37227	369621	

## IMPORTS INTO CANADA FOR CONSUMPTION

Articles and Countries from which Imported	MONTH OF JUNE 1958		SIX MONTHS ENDED JUNE 1958		Class Number
	Quantities	Values (\$)	Quantities	Values (\$)	
SULPHITE PULP UNBLEACHED 400 U STATES	CWT 48531	287341	279839	1677127	4132
SULPHITE PULP BLEACHED N O P 381 ALASKA 400 U STATES	CWT 48531	287341	279839	1677127	4133
SULPHATE OR KRAFT PULP 375 SWEDEN 400 U STATES	CWT 17526	121055	1018 81088	7555 572417	4134
WOOD PULP MECHANICAL 375 SWEDEN 400 U STATES	CWT 17526	121055	82106	579972	4135
PULP OF STRAW OR VEG FIBRE N O P 100 U KINGDOM 400 U STATES	CWT 39577	332932	210599	1517412	4136
BOBBINS SHUTTLES AND SPOOLS 100 U KINGDOM 335 GERMANY W 376 SWITZRLND 400 U STATES	CWT 40478	337387	212613	1526718	4141
CASKETS COFFINS AND METAL PTS 400 U STATES	CWT 5409	36110	60617	555166	4142
CHARCOAL MADE FROM WOOD 400 U STATES	CWT 5409	36110	61620	577468	4143
CHURNS N O P WASHBOARDS 100 U KINGDOM 318 DENMARK 335 GERMANY W 347 JAPAN 375 SWEDEN 400 U STATES	TON 180	16594	947	82682	4144
CLOTHES PINS AND PARTS 100 U KINGDOM 231 HONG KONG 318 DENMARK 354 NETHRLNDS 375 SWEDEN 400 U STATES	TON 180	16594	947	82682	4145
CRUTCHES OR STAFFS 400 U STATES	GROSS 13600	4266	78745	25260	4146
CURTAIN STRETCHERS 400 U STATES		1497		15619	4147
DOORS WOOD 6 FT X 2 FT OR OVER 100 U KINGDOM 335 GERMANY W 400 U STATES	NO 162		2	132	4148
EXCELSIOR OR WOOD WOOL 400 U STATES		162		2602	4149
FIBRE AND MANUFACTURES N O P 100 U KINGDOM 327 FRANCE 335 GERMANY W 375 SWEDEN 390 GERMANY E 400 U STATES		160 3565 3725	771 36993 37764	960 18451 19413	4150
FURNITURE MAINLY OF WOOD 100 U KINGDOM 215 INDIA 222 BHOND 223 BARBAOS 224 JAMAICA 231 HONG KONG 234 AUSTRALIA 305 AUSTRIA 306 BELGIUM 317 CZECHO S 318 DENMARK 322 EGYPT 326 FINLAND 327 FRANCE 335 GERMANY W 340 HUNGARY 344 ITALY 347 JAPAN 352 MEXICO 354 NETHRLNDS 359 NORWAY 363 PERU 364 PHIL 365 POLAND 366 PORTUGAL 372 SPAIN 375 SWEDEN 376 SWITZRLND		1882 1882	5003 5003		4151
		803 13370 170	4369 37985 170		
		87695	445907		
		102038	494169		
		7231	92296		
		60	585		
			58		
		68	168		
			54		
		30963	218400		
		50	50		
		86	225		
		1277	1346		
		9501	40563		
		27737	266923		
			595		
		91	796		
		764	12581		
		6549	96026		
			226		
		10764	62757		
		3851	37568		
		316	1350		
		2413	17029		
		7495	26482		
		116	116		
			258		
		4244	11910		
			966		
			86		
		18645	108932		
		445	1982		

IMPORTS INTO CANADA FOR CONSUMPTION

Articles and Countries from which Imported	MONTH OF JUNE 1958		SIX MONTHS ENDED JUNE 1958		Class Number
	Quantities	Values (\$)	Quantities	Values (\$)	
381 ALASKA				714	
383 HAWAII				1486	
388 YUGO SLAV				123	
391 LEBANON				90	
400 U STATES		438652		2953415	
MATCHES OF WOOD		571318		3956156	4152
100 U KINGDOM				2053	
305 AUSTRIA		173		173	
344 ITALY		730		1417	
347 JAPAN				68	
359 NORWAY		198		396	
375 SWEDEN		3180		29368	
400 U STATES		11868		40769	
MOULDINGS OF WOOD		16149		74244	4153
306 BELGIUM				267	
335 GERMANY W		300		3125	
344 ITALY		3180		3718	
347 JAPAN		185		185	
354 NETHRLNDS				129	
400 U STATES		8055		39175	
SKIS RACQUETS AND FRAMES BATS		11720		46599	4154
100 U KINGDOM		3729		32727	
215 INDIA		3599		13079	
216 PAKISTAN		4679		33052	
231 HONG KONG		241		241	
234 AUSTRALIA		3001		12475	
305 AUSTRIA				4889	
306 BELGIUM		1511		15292	
317 CZECHO S		220		459	
318 DENMARK		360		3572	
326 FINLAND				58	
327 FRANCE				426	
335 GERMANY W		3439		14838	
344 ITALY		1303		3817	
347 JAPAN		4321		31740	
354 NETHRLNDS		1190		11461	
359 NORWAY				1099	
375 SWEDEN		51		51	
376 SWITZRLNO				595	
400 U STATES		11000		106730	
WINDOW SASH OF WOOD		38644		266601	4155
400 U STATES		10374		98374	
WOOD BOXES CRATES AND SHOOKS		10374		98374	4156
100 U KINGDOM				1189	
335 GERMANY W		475		812	
344 ITALY		53		766	
347 JAPAN		6558		9640	
375 SWEDEN				434	
400 U STATES		29162		170608	
MANUFACTURES OF WOOD		36248		183449	4157
W000 N O P					
100 U KINGDOM		11205		95891	
203 B E AFR		1507		2288	
207 UN SO AFR		60		180	
211 NIGERIA				157	
215 INOIA		237		2643	
216 PAKISTAN				257	
217 CEYLON				98	
231 HONG KONG		1991		10747	
234 AUSTRALIA				157	
305 AUSTRIA				209	
306 BELGIUM		503		1400	
313 CHINA				113	
317 CZECHO S		251		4168	
318 DENMARK		550		4949	
326 FINLAND				113	
327 FRANCE		2035		22544	
335 GERMANY W		5984		41866	
344 ITALY		3326		18530	
347 JAPAN		53513		245639	
352 MEXICO		234		484	
354 NETHRLNOS		1783		5538	
359 NORWAY				335	
372 SPAIN				952	
375 SWEDEN		1079		40984	
376 SWITZRLND		1730		4530	
380 USSR		996		996	
381 ALASKA		69		69	
383 HAWAII				245	
388 YUGO SLAV				1307	
390 GERMANY E		155		394	
400 U STATES		416376		1997070	
BOWLS TRAYS AND DISHES OF WOOD		503584		2504853	4158
100 U KINGDOM		189		241	
215 INDIA		655		868	
231 HONG KONG		75		229	
305 AUSTRIA				138	
317 CZECHO S		567		1103	
318 DENMARK		665		3720	
327 FRANCE		713		870	

## IMPORTS INTO CANADA FOR CONSUMPTION

Articles and Countries from which Imported	MONTH OF JUNE 1958		SIX MONTHS ENDED JUNE 1958		Class Number
	Quantities	Values (\$)	Quantities	Values (\$)	
335 GERMANY W		247		1214	
344 ITALY		841		1448	
347 JAPAN		38105		122200	
352 MEXICO		416		541	
375 SWEDEN		306		1606	
376 SWITZRLND		78		144	
388 YUGO SLAV				552	
400 U STATES		4942		22816	
PLAYING CARD STOCK		47799		157690	
400 U STATES	LB				4159
		67338	242680	60089	
CONT BOARD FOR MOIST OILY FOOD		67338	242680	60089	
400 U STATES	LB				4160
		1324134	6987618	693434	
CARD STOCK BRISTOL BOARD N O P		1324134	6987618	693434	
100 U KINGDOM	LB				4161
318 DENMARK		5088	4320	1185	
335 GERMANY W		5104	5088	355	
354 NETHRLNDS		4810	10284	6446	
400 U STATES		201409	4810	1060	
		216411	1241990	278870	
CHIPBOARD NEWS BOARD		53771	1266492	287916	
335 GERMANY W	LB				4162
400 U STATES		893189	175577	21347	
		893189	5015555	481036	
LEATHER BOARD LEATHER OID MFRS		91135	5191132	502383	
100 U KINGDOM	LB				4163
306 BELGIUM		21342	5298	242945	35786
327 FRANCE		67331	13219	13480	2405
335 GERMANY W		28613	6025	139938	26953
344 ITALY		410	306	198296	40174
400 U STATES		7998	3793	410	306
		125694	28641	73993	43442
MILLBOARD AND BINDERS BOARD			669062	149066	
100 U KINGDOM	LB				4164
400 U STATES		172954	1120	173	
		172954	13973	1692809	140254
PULPBOARD FOR MFR OF WALLBOARD		13973	1693929	140427	
400 U STATES	LB				4165
		5507202	270506	31865286	1650892
PULPBOARD TO WRAP ROLLS PAPER		5507202	270506	31865286	1650892
400 U STATES	LB				4166
		527088	33425	2509529	152797
STRAWBOARD N O P		527088	33425	2509529	152797
400 U STATES	LB				4167
		1618	247	4147	810
PULP BOARD FOR CONTAINERS		1618	247	4147	810
400 U STATES	LB				4168
		4163609	251340	24783519	1553214
BUILDING AND INSULATING BOARD		4163609	251340	24783519	1553214
100 U KINGDOM	LB				4169
305 AUSTRIA		9777	1272	52254	8503
326 FINLAND		112528	4112	150740	3025
352 MEXICO		143883	6935	1323448	50884
359 NORWAY				176883	8183
365 POLAND		34392	828	108262	5013
375 SWEDEN		2001642	73569	34392	828
400 U STATES		3044483	291898	3947720	167075
		5346705	378614	16683206	1891647
PULPBOARD OTHER FIBRE BOARD N O P			22476905	2135158	
100 U KINGDOM	LB				4170
306 BELGIUM		8751	1264	25482	7488
318 DENMARK				7533	547
335 GERMANY W				703	50
352 MEXICO				979	67
354 NETHRLNDS				18810	3280
375 SWEDEN				6995	754
376 SWITZRLND				18327	1681
400 U STATES		650501	111800	501	338
		659252	113064	4010791	676899
ELECTRIC INSULATING PRESSBOARD			4090121	691104	
100 U KINGDOM	LB				4171
400 U STATES		606	189	50189	12874
		115622	29765	790585	194784
ROOFING FELT NOT COATED		116228	29954	840774	207658
400 U STATES	LB				4172
		886505	28036	5928142	185972
PRESSBOARD N O P		886505	28036	5928142	185972
100 U KINGDOM	LB				4173
400 U STATES		97476	29564	669688	176059
		97476	29564	673768	177192
SHOEBOARDS	LB				4174
100 U KINGDOM		12640	2068	54310	9536
306 BELGIUM		11097	2210	158054	31456
327 FRANCE				5291	1641
335 GERMANY W				52689	12887
400 U STATES		69670	20138	435023	137778
		93407	24416	705367	193298
PAPERBOARD FOR SHOEBOARDS					
400 U STATES	LB				4175
		75157	12582	359090	58407
		75157	12582	359090	58407
GYPSUM BOARD LATH ROCK LATH					
400 U STATES	LB				4176
		4403165	70263	4826436	79985
		4403165	70263	4826436	79985

IMPORTS INTO CANADA FOR CONSUMPTION

75

Articles and Countries from which Imported	MONTH OF JUNE 1958		SIX MONTHS ENDED JUNE 1958		Class Number
	Quantities	Values (\$)	Quantities	Values (\$)	
CARBON PAPER	LB				4179
100 U KINGDOM	4116	4742	31994	41694	
305 AUSTRIA	2676	2089	13452	10244	
327 FRANCE			701	992	
335 GERMANY W			64	109	
365 POLAND			650	274	
400 U STATES	70314	42452	324341	217666	
	77106	49283	371202	270979	
BOOK PAPER FOR PERIODICALS	LB				4181
400 U STATES	4604	310	703020	56868	
	4604	310	703020	56868	
BOOK PRINTING LITHO PAPER NOP	LB				4182
100 U KINGDOM			53230	12552	
354 NETHRLNDS			2657	657	
400 U STATES	184604	48919	4636718	511346	
	184604	48919	4692605	524555	
BOOK PRINTING PAPER COATED NOP	LB				4183
100 U KINGDOM			1513	224	
400 U STATES	415550	117597	2208840	642981	
	415550	117597	2210353	643205	
COATED PAPERS FOR PERIODICALS	LB				4184
100 U KINGDOM	5206	757	43567	5711	
400 U STATES	269497	35886	940097	132073	
	274703	36643	983664	137784	
COVER PAPERS NOT PASTED COATED	LB				4185
100 U KINGDOM	232	164	67670	28020	
400 U STATES	75225	18785	252071	69549	
	75457	18949	319741	97569	
COVER PAPERS PASTED COATED	LB				4186
100 U KINGDOM	20409	11695	41431	24563	
400 U STATES	87143	20063	244179	78420	
	107552	31758	285610	102983	
SURFACE COATED PAPER N O P	LB				4187
100 U KINGDOM	40858	24630	310445	124977	
318 DENMARK	1418	450	1418	450	
327 FRANCE	208	198	208	198	
335 GERMANY W	124	86	1837	929	
375 SWEDEN			4245	613	
376 SWITZRLND			173	131	
400 U STATES	198951	112672	926245	517354	
	241559	138036	1244571	644652	
WAXED PAPER FOR WRAPPING N O P	LB				4190
100 U KINGDOM			4166	1943	
400 U STATES	124910	56284	765396	277216	
	124910	56284	769562	279159	
GREASEPROOF AND GLASSINE PAPER	LB				4191
400 U STATES	115609	28026	406045	100466	
	115609	28026	406045	100466	
TISSUE WRAPPING PAPER	LB				4192
335 GERMANY W	1056	344	1056	344	
400 U STATES	91503	12450	1143525	171217	
	92559	12794	1144581	171561	
VEGETABLE PARCHMENT PAPER	LB				4193
100 U KINGDOM	18362	4427	48913	11281	
400 U STATES	2990	961	73897	24726	
	21352	5388	122810	36007	
WRAPPING PAPER KRAFT	LB				4195
400 U STATES	279813	38672	7733493	812938	
	279813	38672	7733493	812938	
WRAPPING PAPER OILED COATED	LB				4196
100 U KINGDOM			901	746	
400 U STATES	24734	6088	284499	59939	
	24734	6088	285400	60685	
WRAPPING PAPER ALL KINDS N O P	LB				4197
100 U KINGDOM			103284	20361	
318 DENMARK			866	206	
326 FINLAND			132185	15976	
335 GERMANY W			940	316	
375 SWEDEN	20401	2519	20401	2519	
400 U STATES	125259	23829	2628533	411180	
	145660	26348	2886209	450558	
DUPLEX BACKING PAPER	LB				4198
400 U STATES	67920	39841	371341	199968	
	67920	39841	371341	199968	
WRAPPER SHEETS AND HEADS	LB				4200
400 U STATES	100511	9465	685396	64022	
	100511	9465	685396	64022	
BOND AND LEDGER PAPERS UNCUT	LB				4201
100 U KINGDOM	566	344	11165	4487	
400 U STATES	150825	29206	761457	166252	
	151391	29550	772622	170739	
ENVELOPES	M				4202
100 U KINGDOM			76	642	
306 BELGIUM			11	419	
359 NORWAY			400	595	
375 SWEDEN	16	109	16	109	
400 U STATES	3846	19333	19332	111251	
	3862	19442	19835	113016	
ONION SKIN AND MANIFOLD PAPER	LB				4203
100 U KINGDOM			11156	3497	
335 GERMANY W			3029	1381	
400 U STATES	87148	45813	284257	178165	
	87148	45813	298442	183043	

## IMPORTS INTO CANADA FOR CONSUMPTION

Articles and Countries from which Imported	MONTH OF JUNE 1958		SIX MONTHS ENDED JUNE 1958		Class Number
	Quantities	Values (\$)	Quantities	Values (\$)	
BOXED PAPER AND PAPERERIES	LB				4204
100 U KINGDOM	1398	1007	8535	7161	
327 FRANCE	111	108	1416	1498	
335 GERMANY W			100	204	
376 SWITZRLND			1369	950	
400 U STATES	24919	16471	129727	87023	
	26428	17586	141147	96836	
WASTE PAPER	CWT				4209
400 U STATES	78035	144755	447610	816226	
	78035	144755	447610	816226	
ELECTRIC CABLE INSULATG PAPER	LB				4210
100 U KINGDOM	10624	2281	25261	7535	
400 U STATES	210613	103052	1335314	691412	
	221237	105333	1360575	698947	
PHOTOGRAPHERS PAPERS					4211
100 U KINGDOM		5432		35712	
305 AUSTRIA				542	
306 BELGIUM		13895		210429	
335 GERMANY W		63607		270114	
400 U STATES		214589		1412184	
		297523		1928981	
BLOTTING PAPER NOT PRINTED	LB				4212
100 U KINGDOM	3360	640	3360	640	
400 U STATES	19716	8627	133270	54416	
	23076	9267	136630	55056	
CIGARETTE PAPER UNGUMMED	LB				4213
327 FRANCE	15759	6017	47748	18196	
400 U STATES	183944	88983	1743300	839760	
	199703	95000	1791048	857956	
CIGARETTE PAPERS IN PACKETS	M				4215
100 U KINGDOM	25	450	50	901	
327 FRANCE	575	8774	3240	54448	
400 U STATES			330	10777	
	600	9224	3620	66126	
CREPE PAPER DECORATIVE ROLLS	LB				4216
400 U STATES			13191	5844	
			13191	5844	
GUMMED PAPER	LB				4217
100 U KINGDOM	8110	2080	95544	32937	
335 GERMANY W			200	180	
400 U STATES	173379	95591	879554	490721	
	181489	97671	975298	523838	
HANGINGS OR WALL PAPER	LB				4218
100 U KINGDOM	4389	991	37132	9943	
335 GERMANY W	21	57	21	57	
347 JAPAN	113	106	1339	2077	
400 U STATES	40326	21756	204045	130383	
	44849	22910	242537	142460	
PAPER FOR SHOT SHELLS GUN WADS	LB				4219
100 U KINGDOM			2400	542	
400 U STATES	51155	13262	221231	58285	
	51155	13262	223631	58827	
PAPIERMACHE WARE	LB				4220
100 U KINGDOM			1412	444	
335 GERMANY W			485	168	
344 ITALY	124	186	124	186	
347 JAPAN	1101	227	2756	1276	
400 U STATES	8829	1850	19778	6385	
	10054	2263	24555	8459	
PAPER DECALCOMANIA	LB				4222
100 U KINGDOM	11170	4005	19297	6832	
400 U STATES	3414	6823	58071	38486	
	14584	10828	77368	45318	
PAPER MATRIX FOR PRINTING	LB				4223
100 U KINGDOM			4828	647	
400 U STATES	103566	45000	620997	269233	
	103566	45000	625825	269880	
PAPER MATTING	LB				4224
400 U STATES	13710	6271	64666	30468	
	13710	6271	64666	30468	
PAPER PHOTO BARYTA COATED	LB				4225
100 U KINGDOM			76	96	
400 U STATES	171113	72811	1153643	461409	
	171113	72811	1153719	461505	
SHINGLES OF PAPER OR FELT	LB				4226
400 U STATES	184121	7226	605033	21172	
	184121	7226	605033	21172	
ROOFING SHEATHING PAPER PREPRD	LB				4227
100 U KINGDOM			10900	704	
400 U STATES	1075904	72848	3749279	259679	
	1075904	72848	3760179	260383	
TISSUE PAPER N O P	LB				4228
100 U KINGDOM			10215	7109	
400 U STATES	51714	10936	637692	105680	
	51714	10936	647907	112789	
TOILET PAPER	LB				4229
100 U KINGDOM	4960	708	4960	708	
400 U STATES	130129	15687	1494549	176720	
	135089	16395	1499509	177428	
TOWELS AND NAPKINS PLAIN	LB				4230
400 U STATES	146675	30892	797099	134517	
	146675	30892	797099	134517	
WAXED STENCIL PAPER	LB				4231
100 U KINGDOM	16612	13591	186298	152200	
305 AUSTRIA	974	455	22289	10491	
318 DENMARK			10421	8409	

IMPORTS INTO CANADA FOR CONSUMPTION

Articles and Countries from which Imported	MONTH OF JUNE 1958		SIX MONTHS ENDED JUNE 1958		Class Number
	Quantities	Values (\$)	Quantities	Values (\$)	
335 GERMANY W			600	668	
400 U STATES	4761	5610	39845	43374	
ALL KINDS OF PAPER N O P	22347	19656	259453	215142	4232
100 U KINGDOM M	LB 5790	1043	57009	17922	
306 BELGIUM	23820	2169	37683	3737	
327 FRANCE	150	64	150	64	
335 GERMANY W			342	359	
344 ITALY			99	52	
347 JAPAN	552	1005	1244	1167	
354 NETHRLNDS			6680	1256	
400 U STATES	1004509	232633	5098783	1377197	
TISSUE PAPER FOR STENCILS	1034821	236914	5201990	1401754	4233
400 U STATES	LB		2450	994	
FACIAL TISSUES HANDKERCHIEFS			2450	994	4234
400 U STATES	LB 580937	102238	3003666	533896	
PAPER NAPKINS N O P	580937	102238	3003666	533896	4235
100 U KINGDOM M	LB 2340	1141	17821	7826	
318 DENMARK	2469	1356	16954	9873	
335 GERMANY W	6634	3586	17601	9487	
347 JAPAN			1514	1499	
354 NETHRLNDS			661	190	
400 U STATES	60654	19905	247927	89569	
CARBONIZING TISSUE PAPER	72097	25988	302478	118444	4236
100 U KINGDOM M	LB 40502	29098	158049	112800	
327 FRANCE	4508	1308	12383	5096	
400 U STATES	191515	41143	759808	182180	
CABLE INSULATING PAPER N O P	236525	71549	930240	300076	4237
100 U KINGDOM M	LB 6376	2268	6376	2268	
400 U STATES	50186	12986	223576	69467	
CASH REGISTER PAPER	56562	15254	229952	71735	4238
400 U STATES	LB 40985	4730	142646	29763	
FILTER PAPER	40985	4730	142646	29763	4239
100 U KINGDOM M	LB		2736	1113	
335 GERMANY W	304	192	574	415	
400 U STATES	80747	66937	686766	610514	
TABULATING PAPER AND STOCK	81051	67129	690076	612042	4240
400 U STATES	LB 268658	29034	3397306	367972	
BAGS AND SACKS OF PAPER	268658	29034	3397306	367972	4241
100 U KINGDOM M	LB 73	68	6204	2382	
335 GERMANY W	385	69	805	236	
347 JAPAN			2364	1201	
400 U STATES	249141	66673	2151565	471514	
PAPER PROTECTORS FOR PLANTS	249599	66810	2160938	475333	4242
400 U STATES		5453		47138	
CONTAINERS PAPERBOARD N O P		5453		47138	4243
100 U KINGDOM M	LB 4034	1960	13586	10519	
327 FRANCE	3155	1085	8936	2915	
334 ST PIERRE			750	270	
335 GERMANY W			1613	2591	
344 ITALY			150	54	
347 JAPAN			1463	233	
354 NETHRLNDS			3382	856	
375 SWEDEN			299	336	
376 SWITZRLND			15	73	
400 U STATES	1343058	350753	5051529	1496565	
MILK BOTTLE CAPS OF PAPER	1350247	353798	5081723	1514412	4244
400 U STATES				830	
PAPER TUBES AND CONES FOR YARN				830	4245
100 U KINGDOM M	LB 906	330	3908	2029	
335 GERMANY W			36336	34852	
400 U STATES	62886	8961	256458	81247	
PAPER PATTERNS BOOT AND SHOE	63792	9291	296702	118128	4246
400 U STATES		2870		11064	
TWINE OR YARN OF PAPER		2870		11064	4248
375 SWEDEN	LB		81850	11172	
400 U STATES	97810	23041	533148	127486	
MANUFACTURES OF PAPER N O P	97810	23041	614998	138658	4252
100 U KINGDOM M		16048		97349	
231 HONG KONG		163		950	
305 AUSTRIA		160		377	
306 BELGIUM		900		1783	
318 DENMARK		96		1774	
327 FRANCE		1681		8933	
335 GERMANY W		10928		29219	
344 ITALY		153		2308	
347 JAPAN		5384		24557	
354 NETHRLNDS				831	
375 SWEDEN		754		1597	
376 SWITZRLND		531		1340	

## IMPORTS INTO CANADA FOR CONSUMPTION

Articles and Countries from which Imported	MONTH OF JUNE 1958		SIX MONTHS ENDED JUNE 1958		Class Number
	Quantities	Values (\$)	Quantities	Values (\$)	
390 GERMANY E		275		972	
400 U STATES		617076		3084039	
PAPER CORES		654149		3256029	
400 U STATES	LB	370570	1844497	167433	4253
PAPER CUPS DISHES TABLEWARE		370570	1844497	167433	
100 U KINGDOM				3293	4254
347 JAPAN				265	
400 U STATES		55980		260018	
PAPER DOILIES AND LACE PAPER		56208		263576	
100 U KINGDOM	LB	3772	20593	13874	4255
318 DENMARK			474	181	
400 U STATES		48596	249801	137034	
PAPER NOVELTIES FLOWERS GAMES		52368	270868	151089	
100 U KINGDOM				22755	4256
231 HONG KONG		4906		6923	
305 AUSTRIA				95	
318 DENMARK		1385		2758	
327 FRANCE				445	
335 GERMANY W				2721	
344 ITALY		193		193	
347 JAPAN		17538		78466	
352 MEXICO		1033		4154	
354 NETHRLNDS				63	
375 SWEDEN		1618		1618	
390 GERMANY E		314		15693	
400 U STATES		50217		155816	
PAPER PATTERNS N O P		80004		291700	
100 U KINGDOM				55	4257
327 FRANCE		403		735	
400 U STATES		40157		258713	
SHIPPING CONTAINERS		40560		259503	
100 U KINGDOM	LB		1970	201	4258
354 NETHRLNDS			2585	145	
400 U STATES		1035554	5330013	602705	
TRAYS FOR PACKAGING APPLES		1035554	5334568	603051	
400 U STATES	LB	20050	763495	102958	4259
PAPER MATCHES		20050	763495	102958	
100 U KINGDOM				2130	4260
344 ITALY		1938		8244	
359 NORWAY		1104		68	
400 U STATES		25177		136840	
ADMIRALTY CHARTS MANUSCRIPTS		28219		147282	
100 U KINGDOM				1186	4262
327 FRANCE		209		1701	
335 GERMANY W		62		62	
340 HUNGARY				270	
376 SWITZRLND				71	
400 U STATES		9820		55608	
BLUEPRINTS NOP AND HYORO PLANS		10091		58898	
100 U KINGDOM				28282	4263
306 BELGIUM		1768		3283	
318 DENMARK				100	
327 FRANCE				2340	
335 GERMANY W		350		2759	
347 JAPAN				655	
354 NETHRLNDS				50	
375 SWEDEN				57	
376 SWITZRLND		303		2116	
400 U STATES		98084		3398055	
MUSIC		982505		3437697	
100 U KINGDOM				8558	4265
234 AUSTRALIA		983		426	
306 BELGIUM				53	
327 FRANCE		625		4159	
335 GERMANY W				60	
376 SWITZRLND		65		65	
400 U STATES		22059		115495	
NEWSPAPER OR COMIC SECTIONS		23732		128816	
400 U STATES		118512		698611	4266
MAGAZINES NEWSPAPERS UNBOUND		118512		698611	
100 U KINGDOM				144903	4267
231 HONG KONG		21189		7932	
234 AUSTRALIA		1757		64	
306 BELGIUM		2078		49882	
327 FRANCE		53770		111015	
335 GERMANY W		6213		35709	
344 ITALY		26571		101992	
347 JAPAN		364		2236	
354 NETHRLNDS		98		395	
376 SWITZRLND		1950		4984	
400 U STATES		2102732		12861423	
		2223722		13320535	



IMPORTS INTO CANADA FOR CONSUMPTION

Articles and Countries from which Imported	MONTH OF JUNE 1958		SIX MONTHS ENDED JUNE 1958		Class Number
	Quantities	Values (\$)	Quantities	Values (\$)	
PHOTOGRAPHS NEWS ILLUSTRATION					4268
100 U KINGDOM				92	
400 U STATES		616		7828	
		616		7920	
PHOTOGRAPHS CHROMOS N O P					4269
100 U KINGDOM		5981		51633	
231 HONG KONG				567	
234 AUSTRALIA				1145	
305 AUSTRIA				72	
306 BELGIUM				531	
318 DENMARK		87		500	
327 FRANCE		1531		6923	
335 GERMANY W		1440		5529	
344 ITALY				1554	
347 JAPAN		97		14057	
352 MEXICO		67		562	
354 NETHRLNDS		732		3759	
375 SWEDEN		140		3298	
376 SWITZRLND		464		3132	
390 GERMANY E		155		454	
400 U STATES		169558		1258491	
		180252		1352207	
PHOTOGRAPHS FOR REPRODUCTION					4271
100 U KINGDOM				1006	
318 DENMARK				3365	
327 FRANCE				55	
400 U STATES		8165		76272	
		8165		80698	
TRANSFERS DECALCOMANIA					4272
100 U KINGDOM		404		3699	
234 AUSTRALIA				810	
347 JAPAN		497		497	
375 SWEDEN				171	
400 U STATES		29612		202132	
		30513		207309	
PAPER FOR DUPLICATING MACHINES	LB				4290
100 U KINGDOM			6010	5910	
400 U STATES	158439	54785	653381	289336	
	158439	54785	659391	295246	
ADVERTISING AND PRINTED MATTER	LB				4291
100 U KINGDOM	28707	34744	225296	271124	
231 HONG KONG	202	202	952	902	
234 AUSTRALIA			392	456	
236 NEW ZEAL	82	110	82	110	
305 AUSTRIA	671	937	2249	2659	
306 BELGIUM	1035	893	1966	2042	
317 CZECHO S	491	540	491	540	
318 DENMARK	558	440	2093	2049	
327 FRANCE	881	1244	30883	26235	
335 GERMANY W	7121	10510	88912	92897	
344 ITALY	5830	2960	19940	16071	
347 JAPAN	333	410	2220	2261	
352 MEXICO	168	157	270	299	
354 NETHRLNDS	3399	2330	10600	10600	
359 NORWAY			1162	290	
365 POLAND	70	105	305	340	
375 SWEDEN	970	816	12161	12011	
376 SWITZRLND	1507	1880	17217	18855	
380 USSR			67	77	
381 ALASKA			625	576	
383 HAWAII			560	266	
390 GERMANY E			363	348	
400 U STATES	537513	570228	3701833	3907411	
	589538	628506	4120639	4368419	
PRINTED MATTER N O P					4292
100 U KINGDOM		10435		50051	
231 HONG KONG				60	
306 BELGIUM				141	
327 FRANCE				3514	
335 GERMANY W		926		7832	
344 ITALY		536		3648	
347 JAPAN		5460		21932	
354 NETHRLNDS		415		2215	
375 SWEDEN				172	
376 SWITZRLND		604		1883	
381 ALASKA				1309	
400 U STATES		255083		1445916	
		273459		1538673	
CARDS FOR PLAYING	PACK				4293
100 U KINGDOM			1560	742	
305 AUSTRIA			5369	1493	
306 BELGIUM			6336	2269	
335 GERMANY W	1440	629	2831	1462	
340 HUNGARY			1560	120	
344 ITALY			2652	690	
347 JAPAN	192	164	1024	521	
400 U STATES	5752	3408	40334	28494	
	7384	4201	61666	35791	
HAND MADE DRAWINGS OR DESIGNS					4294
335 GERMANY W		605		3005	
400 U STATES		928		15336	
		1533		18341	
LABELS TAGS TICKETS					4295
100 U KINGDOM		3161		40002	
232 MALTA				137	
234 AUSTRALIA				581	

## IMPORTS INTO CANADA FOR CONSUMPTION

Articles and Countries from which Imported	MONTH OF JUNE 1958		SIX MONTHS ENDED JUNE 1958		Class Number
	Quantities	Values (\$)	Quantities	Values (\$)	
305 AUSTRIA				674	
306 BELGIUM				662	
327 FRANCE		1260		2471	
328 FR AFRICA		64		64	
335 GERMANY W		397		1921	
344 ITALY				2197	
354 NETHRLNDS				182	
365 POLAND		198		198	
400 U STATES		131983		663105	
		137063		712194	
PICTORIAL POST CARDS FOLDERS	LB				4296
100 U KINGDOM	1457	2138	9421	7678	
306 BELGIUM			270	395	
318 DENMARK	258	549	2107	3714	
327 FRANCE	234	311	1095	1690	
335 GERMANY W	830	1199	6043	8898	
344 ITALY	8	75	2649	2283	
347 JAPAN	2908	2892	4049	4195	
376 SWITZRLND	487	526	647	812	
400 U STATES	124321	105002	709816	691594	
	130573	112692	736097	721259	
BIBLES PRAYER BOOKS HYMN BOOKS					4301
100 U KINGDOM		17872		196335	
231 HONG KONG		85		318	
234 AUSTRALIA				82	
305 AUSTRIA				620	
306 BELGIUM		10244		154730	
322 EGYPT		150		150	
327 FRANCE		15623		81270	
335 GERMANY W		1208		10222	
344 ITALY		9020		45918	
347 JAPAN		1106		3794	
352 MEXICO				1130	
354 NETHRLNDS				3887	
360 ISRAEL		183		1266	
372 SPAIN		359		2410	
376 SWITZRLND		73		1939	
389 IRELAND				233	
390 GERMANY E				63	
400 U STATES		283313		1423190	
		339236		1927557	
BLANK BOOKS RULED OR PLAIN					4302
100 U KINGDOM		194		3846	
335 GERMANY W		127		550	
347 JAPAN		223		1787	
400 U STATES		1562		12661	
		2106		18844	
BOOKS OVER 12 YEARS OLD					4303
100 U KINGDOM		132		644	
327 FRANCE				111	
400 U STATES		692		3161	
		824		3916	
TEXT BOOKS FOR SCHOOLS COLLEGE					4305
100 U KINGDOM		89980		187368	
231 HONG KONG				225	
234 AUSTRALIA				400	
305 AUSTRIA				150	
306 BELGIUM		3022		5459	
318 DENMARK		71		179	
327 FRANCE		7186		51043	
335 GERMANY W				3105	
344 ITALY				625	
347 JAPAN				561	
354 NETHRLNDS		73		13677	
359 NORWAY				740	
376 SWITZRLND				274	
400 U STATES		725736		3207471	
		826068		3471277	
BOOKS NOVELS FICTION					4306
100 U KINGDOM		2301		11768	
318 DENMARK				81	
400 U STATES		6260		63103	
		8561		74952	
BOOKS SCIENCE FOR LIBRARIES					4307
100 U KINGDOM		13555		177310	
215 INDIA				401	
231 HONG KONG				94	
234 AUSTRALIA				167	
305 AUSTRIA				600	
306 BELGIUM		945		6086	
316 CUBA				300	
317 CZECHO S		52		102	
318 DENMARK				1308	
327 FRANCE		6628		23115	
335 GERMANY W		2569		15430	
344 ITALY		1615		3640	
347 JAPAN				1342	
354 NETHRLNDS		2065		7069	
366 PORTUGAL				408	
375 SWEDEN		148		969	
376 SWITZRLND		676		4492	
389 IRELAND				65	
400 U STATES		675015		3794816	
		703268		4037714	
BOOKS GOVERNMENT ASSOCIATION					4308
100 U KINGDDM		6170		30706	

IMPORTS INTO CANADA FOR CONSUMPTION

Articles and Countries from which Imported	MONTH OF JUNE 1958		SIX MONTHS ENDED JUNE 1958		Class Number
	Quantities	Values (\$)	Quantities	Values (\$)	
224 JAMAICA				405	
231 HONG KONG		100		100	
234 AUSTRALIA				1457	
306 BELGIUM				127	
327 FRANCE		1682		5090	
335 GERMANY W		130		1607	
344 ITALY		1038		8352	
347 JAPAN		1410		2869	
354 NETHRLNDS		60		360	
372 SPAIN				345	
381 ALASKA		386		386	
384 P RICO				87	
400 U STATES		20981		182649	
		31957		234540	
FREIGHT RATES FOR RAILWAYS					4309
100 U KINGDOM		286		2243	
234 AUSTRALIA				69	
327 FRANCE		470		1486	
344 ITALY				3370	
354 NETHRLNDS				72	
372 SPAIN		194		194	
400 U STATES		4326		30375	
		5276		37809	
BOOKS PRINTED PER 1000					4310
100 U KINGDOM		123826		891675	
215 INDIA				355	
231 HONG KONG		79		133	
234 AUSTRALIA				599	
236 NFW ZEAL				97	
305 AUSTRIA				869	
306 BELGIUM				1562	
327 FRANCE		2889		3729	
335 GERMANY W				1723	
340 HUNGARY				54	
344 ITALY				1057	
347 JAPAN				2980	
354 NETHRLNDS		80		3094	
375 SWEDEN		100		507	
376 SWITZRLND				219	
380 USSR				710	
389 IRELAND				123	
400 U STATES		686382		4497266	
		813356		5406752	
BOOKS FOREIGN LANGUAGE					4311
100 U KINGDOM		474		9834	
231 HONG KONG		170		1192	
305 AUSTRIA		130		830	
306 BELGIUM		15284		124769	
317 CZECHO S				354	
326 FINLAND				697	
327 FRANCE		115767		1040061	
335 GERMANY W		5950		39003	
340 HUNGARY		690		5580	
341 ICELAND				150	
344 ITALY		225		11014	
347 JAPAN		208		612	
354 NETHRLNDS		3478		31722	
360 ISRAEL				725	
365 POLANO				392	
370 ROUMANIA		435		1090	
372 SPAIN		160		160	
375 SWEDEN				1757	
376 SWITZRLND		1402		6852	
380 USSR		636		2084	
387 VENEZUELA				1195	
400 U STATES		21565		227282	
		166574		1507355	

## IMPORTS INTO CANADA FOR CONSUMPTION

Articles and Countries from which Imported	MONTH OF JUNE 1958		SIX MONTHS ENDED JUNE 1958		Class Number
	Quantities	Values (\$)	Quantities	Values (\$)	
<u>GROUP 5</u>					
<u>IRON AND ITS PRODUCTS</u>					
IRON ORE	TON				5001
309 BRAZIL			22 608	29 1268	
400 U STATES	523818	4 333016	673492	582 6189	
	523818	4 333016	696100	611 7457	
FERRO TUNGSTEN	CWT				5010
100 U KINGDOM	146	12979	439	41824	
400 U STATES	2	319	2	319	
	148	13298	441	42143	
PIG IRON FOR AGRIC IMPLEMENTS	TON				5011
400 U STATES			63	5237	
			63	5237	
PIG IRON N O P	TON				5012
100 U KINGDOM			157	11183	
234 AUSTRALIA	11	695	39	2310	
372 SPAIN	4508	194961	8763	404801	
400 U STATES	70	4695	532	36367	
	4589	200351	9491	454661	
FERRO MANG UNDER	CWT				5013
1 PC SILICON	1054	11639	2152	23141	
312 CHILE			4455	43596	
327 FRANCE			3007	38519	
347 JAPAN	40	867	6402	70964	
400 U STATES	1094	12506	16016	176220	
SILICO MANG OVER	CWT				5014
1 PC SILICON	108	1869	108	1869	
100 U KINGDOM	2190	31404	11122	164347	
347 JAPAN	3267	19490	9938	105420	
400 U STATES	5565	52763	21168	271636	
FERRO SILICON	CWT				5015
400 U STATES	724	17652	10724	195946	
	724	17652	10724	195946	
ALLOYS N O P FOR MFR OF STEEL	CWT				5018
100 U KINGDOM			524	44829	
205 RHOD NYAS	1985	45487	10250	241738	
327 FRANCE	3316	75273	6462	160562	
335 GERMANY W			112	2398	
359 NORWAY	60	1256	2934	45023	
375 SWEDEN			340	6368	
400 U STATES	5765	149914	17510	690645	
	11126	271930	38132	1191563	
INGOTS COGGED BLOOMS SLABS N O P	TON				5020
100 U KINGDOM	1	479	27	16360	
335 GERMANY W	207	24958	207	24958	
375 SWEDEN	2	1252	2	1252	
400 U STATES	67	6975	233	29889	
	277	33664	469	72459	
INGOTS NOT LESS THAN 3 CTS LB	TON				5021
400 U STATES	340	109876	2371	604360	
	340	109876	2371	604360	
INGOTS FOR FORGINGS INGOTS N O P	TON				5022
400 U STATES	165	23145	582	84898	
	165	23145	582	84898	
SPONGE IRON	TON				5024
400 U STATES	12	2330	174	30074	
	12	2330	174	30074	
CAST SCRAP	TON				5031
400 U STATES	3192	84951	23361	695662	
	3192	84951	23361	695662	
WROUGHT SCRAP	TON				5032
359 NORWAY			4	85	
381 ALASKA			144	4313	
400 U STATES	25281	687365	180546	5419757	
	25281	687365	180694	5424155	
TIN PLATE SCRAP	TON				5033
400 U STATES	211	6092	239	6669	
	211	6092	239	6669	
AXLES FOR RAILWAY VEHICLES					5041
100 U KINGDOM		534		618	
400 U STATES		879		22415	
		1413		23033	
AXLES FOR VEHICLES N O P					5042
100 U KINGDOM				847	
335 GERMANY W		790		1073	
400 U STATES		122158		644829	
		122948		646749	
AXLES N O P					5043
359 NORWAY				185	
400 U STATES		4097		31362	
		4097		31547	
CASTINGS FOR AGRIC IMPLEMENTS					5044
400 U STATES		4122		127674	
		4122		127674	
INGOT MOULDS FOR STEEL					5045
400 U STATES		27380		495352	
		27380		495352	
MOULDS N O P					5046
100 U KINGDOM				101	
306 BELGIUM		12914		12914	
335 GERMANY W				1287	

IMPORTS INTO CANADA FOR CONSUMPTION

Articles and Countries from which Imported	MONTH OF JUNE 1958		SIX MONTHS ENDED JUNE 1958		Class Number
	Quantities	Values (\$)	Quantities	Values (\$)	
400 U STATES		23855		177062	
CASTINGS MALLEABLE N O P ROUGH		36769		191364	
100 U KINGDOM	CWT		282	4185	5047
376 SWITZRLND	141	2041	77	2074	
400 U STATES	1437	39751	11537	278861	
CASTINGS NONMALLEABLE NOP RGH	1578	41792	11896	285120	
335 GERMANY W	CWT		5	157	5048
400 U STATES	1161	29842	9170	190049	
CASTINGS OF STEEL N O P ROUGH	1161	29842	9175	190206	
100 U KINGDOM	CWT		4	107	5049
234 AUSTRALIA	5	220	5	220	
376 SWITZRLND			172	4406	
400 U STATES	5557	138148	29922	812873	
FORGINGS N O P	5562	138368	30103	817606	
100 U KINGDOM		14996		94256	5050
375 SWEDEN		124		1857	
400 U STATES		118968		801699	
FORGINGS HOLLOW AND 20 TONS		134088		897812	
100 U KINGDOM		54908		519181	5051
335 GERMANY W		14572		14572	
400 U STATES		21838		201793	
PISTON RING CASTINGS ROUGH		91318		735546	
100 U KINGDOM				2708	5052
400 U STATES		7569		58443	
CASTINGS FOR RAILWAY VEHICLES		7569		61151	
TIRES STEEL ROUGH RAILWAY					5054
100 U KINGDOM	CWT				5055
400 U STATES	207	3771	273	4631	
STEEL WHEELS FOR RAILWAYS			161	2384	
100 U KINGDOM	207	3771	434	7015	5057
400 U STATES		288889		2550348	
FORGED GOLF CLUB HEADS		4269		108425	
400 U STATES		293158		2658773	
SEMI FINISHED PISTON CASTINGS	NO				5058
400 U STATES			12470	6019	
BARS BILLETS HOT ROLLED N O P			12470	6019	5059
400 U STATES				12863	
BARS BILLETS COLD ROLLED N O P				12863	
100 U KINGDOM	CWT				5071
305 AUSTRIA	832	3212	1902	6264	
306 BELGIUM	832	3212	1902	6264	
335 GERMANY W	6323	54639	20983	205967	5072
375 SWEDEN	23	394	132	2518	
400 U STATES	1262	5298	2042	10923	
BARS BILLETS H R 4CTS AND OVER	506	7558	1915	25217	
100 U KINGDOM	66	2307	193	7224	
305 AUSTRIA	5372	91525	37216	569966	
306 RELGIUM	13552	161721	62481	821815	
312 CHILE	4537	59482	32138	396958	5073
375 SWEDEN	171	3778	832	15186	
400 U STATES	2471	11253	53488	255603	
BARS BILLETS HAMMERED N O P			2077	10512	
100 U KINGDOM			1375	36744	
305 AUSTRIA	272	8789	186705	1704471	
375 SWEDEN	24846	238531	276615	2419474	
400 U STATES	32297	321833			
BARS SHEETS STRIP FOR SHOVELS	CWT				5074
100 U KINGDOM	142	3968	137	1873	
306 BELGIUM	32	1267	306	8207	
400 U STATES	106	1956	205	6396	
BARS RODS FOR AGRIC IMPLEMENTS	280	7191	899	25314	5076
100 U KINGDOM					5077
400 U STATES					
RAILWAY RAILS N O P					
306 BELGIUM			249	2454	5078
335 GERMANY W			49944	424362	
400 U STATES			50193	426816	
STEEL GROOVED TRAMWAY RAILS	TON				5079
306 BELGIUM	40	3921	40	3921	
335 GERMANY W	758	80704	39	3943	
400 U STATES	798	84625	4137	341765	
BARS HOT R ROUNDS AND SQUARES	TON				5081
100 U KINGDOM					
306 BELGIUM			3391	37379	
400 U STATES			182	936	
RODS FOR MANUFACTURE OF CHAIN			15403	123313	
100 U KINGDOM					5102
306 BELGIUM					
312 CHILE					5103
RODS NOT OVER 375 IN FOR WIRE					
100 U KINGDOM			4124	23545	
306 BELGIUM			41840	228845	
312 CHILE			4338	22519	

## IMPORTS INTO CANADA FOR CONSUMPTION

Articles and Countries from which Imported	MONTH OF JUNE 1958		SIX MONTHS ENDED JUNE 1958		Class Number
	Quantities	Values (\$)	Quantities	Values (\$)	
335 GERMANY W	21963	110778	21963	110778	
359 NORWAY	21789	126848	21789	126848	
400 U STATES	1036	7092	5397	39909	
	44788	244718	99451	552444	
WELDING RODS OF ALL KINDS	CWT				5104
100 U KINGDOM	51	1250	328	14552	
306 BELGIUM			32	785	
335 GERMANY W	20	2343	225	13221	
375 SWEDEN			5	436	
376 SWITZRLND			6	215	
400 U STATES			62083	1801719	
	9016	281768	62679	1830928	
BLANKS FOR MILLING CUTTERS	CWT				5111
400 U STATES	12	1820	23	3592	
	12	1820	23	3592	
STRIP HOT R 080 INCH OR LESS	CWT				5112
400 U STATES	313	1382	1549	6866	
	313	1382	1549	6866	
STRIP HOT R OVER 080 INCH	CWT				5113
306 BELGIUM	299	1339	299	1339	
327 FRANCE			422	2073	
	299	1339	721	3412	
STRIP COLD R 080 INCH OR LESS	CWT				5114
100 U KINGDDM	601	7514	2038	19988	
335 GERMANY W			200	1461	
347 JAPAN			20	168	
354 NETHRLNDS			40	1227	
375 SWEDEN	2228	24516	4352	110816	
400 U STATES	4945	85998	25612	466354	
	7774	118028	32262	600014	
STRIP COLD R OVER 080 INCH	CWT				5115
100 U KINGDOM			183	1830	
400 U STATES	712	11225	4988	82652	
	712	11225	5171	84482	
STRIP HOT R FOR COLD ROLLING	CWT				5116
STRIP FOR MANUFACTURE OF MATS	CWT				5117
400 U STATES			29	219	
			29	219	
STRIP COLD ROLLED FOR DOORS	CWT				5118
HOOP STEEL FOR COOPERAGE	CWT				5120
100 U KINGDOM			752	5873	
400 U STATES	1561	12660	5502	48624	
	1561	12660	6254	54497	
PLATES 66 INCHES WIDE OR LESS	CWT				5121
347 JAPAN			1217	5790	
400 U STATES	545	2656	9429	38858	
	545	2656	10646	44648	
PLATES OVER 66 INS LESS 78 INS	CWT				5122
347 JAPAN			3922	18653	
400 U STATES			5257	23607	
			9179	42260	
PLATES FLANGED CURVED N O P	CWT				5123
400 U STATES	2062	31829	19659	337678	
	2062	31829	19659	337678	
PLATES FOR BOILERS DIGESTERS	CWT				5124
100 U KINGDOM			1003	7663	
400 U STATES	4598	33422	51598	375940	
	4598	33422	52601	383603	
PLATES STEEL CHEQUER SURFACE	CWT				5125
100 U KINGDOM	106	735	1150	7862	
400 U STATES	22411	147482	83427	554475	
	22517	148217	84577	562337	
SHEETS OVER 080 INCH THICK N O P	CWT				5126
400 U STATES	3050	21822	31187	213617	
	3050	21822	31187	213617	
SHEETS 080 INCH OR LESS N O P	CWT				5127
100 U KINGDOM			1291	9326	
335 GERMANY W			165	1262	
400 U STATES	53863	379007	333845	2383514	
	53863	379007	335301	2394102	
SHEET OR STRIP FOR TIN PLATE	CWT				5128
SHEETS FOR MFR OF HOLLOW WARE	CWT				5129
100 U KINGDOM	379	2778	4637	33658	
400 U STATES	16768	128349	79961	631042	
	17147	131127	84598	664700	
SHEETS BLUE FOR HEATING APP	CWT				5130
SHEETS 075SILICON FOR ELEC APP	CWT				5131
400 U STATES	28928	515320	173895	3181696	
	28928	515320	173895	3181696	
SHEETS SC PER POUND OR OVER	CWT				5132
100 U KINGDOM	26072	189903	236134	1687138	
306 BELGIUM	4031	20793	11098	62509	
335 GERMANY W	294	1639	8690	64695	
347 JAPAN			22148	180798	
375 SWEDEN			5	186	
400 U STATES	129940	917552	1128664	8203264	
	160337	1129887	1406739	10198590	
SHEETS RUST PROOF OVER 5 CTS	CWT				5133
100 U KINGDOM	4296	239804	21138	1166664	
327 FRANCE			3	93	
375 SWEDEN	94	4588	2228	112400	
400 U STATES	10530	532543	66330	3122710	
	14920	776935	89699	4401867	

IMPORTS INTO CANADA FOR CONSUMPTION

Articles and Countries from which Imported	MONTH OF JUNE 1958		SIX MONTHS ENDED JUNE 1958		Class Number
	Quantities	Values (\$)	Quantities	Values (\$)	
SHEETS CORRUGATED AND PEBBLED 100 U KINGDOM 400 U STATES	CWT 27 5938 5965	245 64803 65048	815 29402 30217	6204 317245 324149	5134
SHEETS COATED WITH PAINT TAB 100 U KINGDOM 335 GERMANY W 400 U STATES	CWT 98 22 13890 14010	1330 283 159969 161582	922 167 107025 108114	11583 2994 1176315 1190892	5135
SHEETS COATED WITH ENAMEL 400 U STATES	CWT 4 4	140 140	864 864	11508 11508	5136
SHEETS COATED WITH TIN 100 U KINGDOM 400 U STATES	CWT 5104 5104	46200 46200	72639 13007 85646	691258 117826 809084	5137
SHEETS COATED WITH METAL N O P 100 U KINGDOM 335 GERMANY W 400 U STATES	CWT 142 5735 5877	2801 88460 91261	5 570 21378 21953	747 12483 415362 428592	5139
SHEETS COATED WITH ZINC N O P 100 U KINGDOM 306 BELGIUM 335 GERMANY W 400 U STATES	CWT 7 7218 7225	203 86872 87075	1190 182 9 44542 45923	13340 2048 95 519453 534936	5140
SHEETS FOR COATING WITH METALS	CWT				5141
SHEETS SHAPED FOR AGRIC IMPL 400 U STATES	CWT 2002 2002	26241 26241	7207 7207	129198 129198	5142
SHEETS FOR MFR BUCKLE CLASPS 100 U KINGDOM 400 U STATES	CWT 401 401	6289 6289	60 3478 3538	3528 59629 63157	5143
SHEETS COLD ROLLED FOR HINGES 400 U STATES	CWT 34 34	944 944	534 534	6949 6949	5144
SHEETS FOR MFR OF SADDLERY	CWT				5145
SHEETS TEMPERED FOR SAWS 100 U KINGDOM 375 SWEDEN 400 U STATES	CWT 6 60 183 249	201 2992 12159 15352	213 356 1070 1639	7757 22277 62811 92845	5146
SHEETS NOT TEMPERED FOR SAWS 100 U KINGDOM 335 GERMANY W 375 SWEDEN 400 U STATES	CWT 14 1113 1127	1164 57269 58433	741 333 450 9062 10586	16724 24211 26834 391861 459630	5147
SHEETS COLD ROLLED FOR PIPE 400 U STATES	CWT		10275 10275	67251 67251	5148
SKELP 14 INS OR LESS FOR PIPE 100 U KINGDOM 400 U STATES	CWT 12336 12336	64818 64818	13 177097 177110	70 976926 977066	5149
SKELP OVER 14 INS FOR PIPE 347 JAPAN 400 U STATES	CWT 455 455	2669 2669	339 651587 651926	1999 4033988 4035987	5150
HOT R STRIP FOR MOTOR VEHICLES 400 U STATES	CWT		1286 1286	10028 10028	5151
WROUGHT OR PUDDLED IRON BILLET	CWT				5152
HOOP STRIP BESSEMER FOR HINGES 400 U STATES	CWT		1817 1817	6641 6641	5153
PLATES 78 INCHES AND OVER 400 U STATES	CWT		125 125	1095 1095	5154
SHEETS COATED LEAD AND TIN 400 U STATES	CWT 6550 6550	57559 57559	57228 57228	504400 504400	5157
ANGLES BEAMS 35 LBS OR OVER 100 U KINGDOM 306 BELGIUM 327 FRANCE 335 GERMANY W 400 U STATES	CWT 7968 10939 13 307251 326171	51406 49210 77 1794712 1895405	25887 47752 35299 3532 1837555 195025	166905 245535 199101 20039 10778697 11410277	5161
ANGLES BEAMS N O P 100 U KINGDOM 306 BELGIUM 312 CHILE 327 FRANCE 335 GERMANY W 347 JAPAN 375 SWEDEN 400 U STATES	CWT 2759 63906 463 53726 120854	13534 287751 2140 379010 682435	6402 222817 11026 3584 4227 37254 75 201927 487312	37563 1012436 55862 14226 18335 163105 3120 1540960 2845607	5162
ANGLES DRILLED 100 U KINGDOM	CWT 8350	92987	57487	608680	5163

## IMPORTS INTO CANADA FOR CONSUMPTION

Articles and Countries from which Imported	MONTH OF JUNE 1958		SIX MONTHS ENDED JUNE 1958		Class Number
	Quantities	Values (\$)	Quantities	Values (\$)	
335 GERMANY W			141	2024	
400 U STATES					
BEAMS UNDER 5 1 HALF LB PER YD	3423	49141	38759	550525	
400 U STATES	11773	142128	96387	1161229	5164
	CWT				
MASTS ANGLES PLATES FOR SHIPS	14880	93654	74183	475403	
100 U KINGDOM	14880	93654	74183	475403	5165
234 AUSTRALIA					
347 JAPAN	298	3707	13520	85659	
400 U STATES	576	3116	612	5352	
	10669	69942	234664	1469537	
SASH OR CASEMENT SECTIONS	11543	76765	254262	1590201	
100 U KINGDOM			3035	20084	5166
306 BELGIUM			210	1510	
400 U STATES	3224	38783	15412	169469	
	3224	38783	18657	191063	
SHAPES 35 LBS PER YARD OR OVER					5167
100 U KINGDOM	281	1681	8662	58783	
306 BELGIUM	562	2490	2304	14095	
335 GERMANY W	45	269	163	996	
400 U STATES	6548	39474	44165	279453	
	7436	43914	55294	353327	
PIPE CAST 5 CTS PER LB OR LESS					5181
100 U KINGDOM	23349	89525	111308	442700	
400 U STATES			224	780	
	23349	89525	111532	443480	
PIPE CAST N O P					5182
100 U KINGDOM	2751	15638	16953	104156	
400 U STATES	459	11544	9442	164713	
	3210	27182	26395	268869	
PIPE TUBES FOR BOILERS					5183
100 U KINGDOM	3261	96540	26326	421149	
335 GERMANY W	318	9196	732	21226	
375 SWEDEN			177	8570	
376 SWITZRLND			4286	45107	
400 U STATES	6915	221011	61421	1542470	
	10494	326747	92942	2038522	
PIPE WROUGHT 2 ONE HALF INCHES					5185
100 U KINGDDM			65	547	
335 GERMANY W			3	97	
400 U STATES			3826	23583	
			3894	24227	
PIPE SEAMLESS 5 CTS PER LB NOP					5186
100 U KINGDOM	1673	59808	13600	453894	
335 GERMANY W	741	14158	1383	32467	
375 SWEDEN	334	7809	3527	119457	
400 U STATES	8422	231465	55042	1503305	
	11170	313240	73552	2109123	
PIPE WROUGHT OVER 10 1 HALF IN					5187
100 U KINGDOM	165025	1305267	1121325	8600723	
400 U STATES	181160	1902047	3757138	34566980	
	346185	3207314	4878463	43167703	
PIPE WROUGHT LESS 10 1 HALF IN					5188
100 U KINGDOM	13546	184601	96341	966659	
306 BELGIUM	2667	17638	5077	33909	
327 FRANCE	162	1322	2111	18436	
335 GERMANY W	6526	47286	16734	150383	
354 NETHRLNDS	3758	31171	9598	86298	
375 SWEDEN	99	1384	180	11274	
376 SWITZRLND	269	4041	269	4041	
400 U STATES	31347	406074	168082	2292565	
	58374	693517	298392	3563565	
TUBES WROUGHT COATED HALF INCH					5190
400 U STATES	659	31023	4507	209909	
	659	31023	4507	209909	
PIPE WROUGHT N O P					5191
100 U KINGDOM	271	2375	280	3210	
335 GERMANY W			447	11057	
376 SWITZRLND			3	221	
400 U STATES	5913	87308	35146	482310	
	6184	89683	35876	496798	
PIPE FITTINGS COUPLINGS N O P					5192
100 U KINGDOM		23918		148806	
327 FRANCE				42745	
335 GERMANY W		3219		38048	
344 ITALY				12781	
347 JAPAN		31544		139463	
375 SWEDEN				3140	
400 U STATES		483208		2683663	
		541889		3068646	
PIPE SEAMLESS COLD DR POLISHED					5193
100 U KINGDOM	224	8099	508	60082	
335 GERMANY W	5	169	39	843	
400 U STATES	76	1250	167	8274	
	305	9518	714	69199	
TUBING STEEL FOR FISHING RODS					5194
CASING GAS WATER OR OIL WELL					5195
100 U KINGDOM	12936	155246	139292	1454301	
327 FRANCE			3986	58660	
335 GERMANY W			6815	94208	
344 ITALY	19761	176719	68051	618778	
347 JAPAN	8401	72433	35648	338737	
400 U STATES	47534	554303	278293	3427795	
	88632	958701	532075	5992479	



IMPORTS INTO CANADA FOR CONSUMPTION

Articles and Countries from which Imported	MONTH OF JUNE 1958		SIX MONTHS ENDED JUNE 1958		Class Number
	Quantities	Values (\$)	Quantities	Values (\$)	
PIPE FITTINGS WELDING TYPE					5196
100 U KINGDOM		24416		218537	
335 GERMANY W		3501		187966	
347 JAPAN		490		3484	
400 U STATES		197660		1278155	
		226067		1688142	
PIPE FOR WELDING TYPE FITTINGS	CWT				5197
400 U STATES	1684	43993	13910	349156	
	1684	43993	13910	349156	
WIRE BARBED FENCING	CWT				5201
100 U KINGDOM	2314	20030	24823	228630	
306 BELGIUM	1247	7937	5656	36990	
327 FRANCE	575	3615	10665	68744	
335 GERMANY W	1350	10481	9549	68940	
347 JAPAN			4511	28914	
354 NETHRLNDS			2392	15374	
400 U STATES	892	5640	1235	8059	
	6378	47703	58831	455651	
WIRE FLAT QUARTER INCH OR LESS	CWT				
100 U KINGDOM	104	2248	540	8093	
335 GERMANY W			18	300	
400 U STATES	239	6992	1112	31975	
	343	9240	1670	40368	
WIRE ZINC COATED	CWT				5204
100 U KINGDOM	2791	25287	24897	217143	
306 BELGIUM	1300	8472	2505	17103	
327 FRANCE			1924	11250	
335 GERMANY W	1225	9067	3326	29339	
347 JAPAN			707	3873	
400 U STATES	2241	53107	10527	212678	
	7557	95933	43886	491386	
WIRE COATED NOP OR COVERED	CWT				5205
100 U KINGDOM	1225	28274	2484	60709	
306 BELGIUM	640	3429	723	4400	
335 GERMANY W	126	2091	864	13810	
347 JAPAN			156	2612	
400 U STATES	1013	24611	3946	157089	
	3004	58405	8173	238620	
WIRE ROPE FOR RIGGING SHIPS	CWT				5206
100 U KINGDOM			363	9872	
335 GERMANY W			4	71	
400 U STATES	208	4765	215	4858	
	208	4765	582	14801	
WIRE ROPE CABLE NOP IRON STEEL	CWT				5207
100 U KINGDOM	2868	67145	19590	431730	
306 BELGIUM	29	435	2446	34552	
318 DENMARK			72	1180	
335 GERMANY W	1587	25612	7144	126468	
344 ITALY			15	302	
347 JAPAN			420	5007	
354 NETHRLNDS	1433	20461	5651	87243	
375 SWEDEN			29	978	
400 U STATES	711	36527	7008	353364	
	6628	150180	42375	1040824	
WIRE STEEL FOR UPHOL SPRINGS	CWT				
400 U STATES			1208	11547	
			1208	11547	
WIRE STEEL FOR CORSET STEELS	CWT				5209
100 U KINGDOM	95	3310	338	12253	
335 GERMANY W	70	1909	179	4713	
400 U STATES	54	3967	359	22922	
	219	9186	876	39888	
WIRE STEEL FOR MFR WIRE ROPE	CWT				5210
100 U KINGDOM	19922	242837	114538	1355988	
327 FRANCE			1120	10416	
335 GERMANY W	2158	20626	9916	107638	
347 JAPAN	466	5222	466	5222	
400 U STATES	1935	37126	9765	168998	
	24481	305811	135805	1648262	
WIRE ROPE STEEL COMM L FISHING					5211
100 U KINGDOM		58466		205354	
306 BELGIUM				980	
318 DENMARK		2124		7857	
335 GERMANY W				1744	
347 JAPAN		61		61	
400 U STATES		256		4293	
		60907		220289	
WIRE STEEL FOR CARD CLOTHING	CWT				5212
100 U KINGDOM			26	914	
			26	914	
WIRE ROPE CABLE STEEL USED	CWT				5213
400 U STATES	3369	11129	6233	23070	
	3369	11129	6233	23070	
WIRE OF IRON OR STEEL N O P	CWT				5214
100 U KINGDOM	3129	31261	17567	175179	
305 AUSTRIA			40	229	
306 BELGIUM	4269	24133	9088	54295	
318 DENMARK	3023	13168	3159	14556	
327 FRANCE			3755	21914	
335 GERMANY W	1427	8922	2360	23821	
347 JAPAN	772	4558	5904	33275	
354 NETHRLNDS			1134	6324	
375 SWEDEN	16	1666	1014	48252	
400 U STATES	5935	114086	26758	638167	
	18571	197794	70779	1016012	

## IMPORTS INTO CANADA FOR CONSUMPTION

Articles and Countries from which Imported	MONTH OF JUNE 1958		SIX MONTHS ENDED JUNE 1958		Class Number
	Quantities	Values (\$)	Quantities	Values (\$)	
WIRE FENCING NOT LESS 080 INCH 100 U KINGDOM 335 GERMANY W 400 U STATES		20729		105774	5215
		24834		6819	
		45563		45483	
				158076	
WIRE FENCING WOVEN N O P 100 U KINGDOM 305 AUSTRIA 306 BELGIUM 335 GERMANY W 354 NETHRLNDS 400 U STATES		418		3022	5216
		1259		12232	
				7709	
		409		4290	
		617		13921	
		2703		25986	
				67160	
WIRE NETTING FOR FUR FARMS 100 U KINGDOM 306 BELGIUM 335 GERMANY W 400 U STATES		156		6061	5217
		12622		13912	
				202	
		4584		12549	
		17362		32724	
WIRE SCREENS DOORS WINDOWS 100 U KINGDOM 327 FRANCE 335 GERMANY W 400 U STATES				871	5218
				94	
				57	
		22329		70829	
		22329		71851	
WIRE MESH IN ACETATE FILM 100 U KINGDOM 400 U STATES		226		5359	5219
		193		2645	
		419		8004	
WIRE CLOTH OR SCREEN OF IRON 100 U KINGDOM 327 FRANCE 335 GERMANY W 347 JAPAN 354 NETHRLNDS 400 U STATES		92		3975	5220
		2310		92	
		3722		19643	
				118449	
				864	
		30507		150537	
		36631		293560	
WIRE NETTING OF IRON OR STEEL 100 U KINGDOM 305 AUSTRIA 306 BELGIUM 335 GERMANY W 344 ITALY 347 JAPAN 354 NETHRLNDS 400 U STATES		10943		144200	5221
		7423		32968	
		1804		8938	
		6719		41457	
				6460	
		242		19498	
				1052	
		46986		137470	
		74117		392043	
WIRE RUSTPROOF FOR FISHING 100 U KINGDOM 347 JAPAN 400 U STATES				2042	5222
				1886	
		1690		14498	
		1690		18426	
WIRE ROPE FOR WELL DRILLING CWT 100 U KINGDOM 347 JAPAN 400 U STATES					5223
	1017	14141	1780	26605	
			2153	28876	
			2171	56957	
	1017	14141	6104	112438	
WELOED WIRE FABRIC REINFORCING CWT 100 U KINGDOM 306 BELGIUM 400 U STATES					5224
	83	735	180	2136	
	727	4586	6459	38245	
	800	13058	3043	50882	
	1610	18379	9682	91263	
CABLE CHAIN FOR SHIPS CWT 100 U KINGDOM 400 U STATES					5231
	1619	23728	5035	80818	
	438	15680	1023	25947	
	2057	39408	6058	106765	
COIL CHAIN 9 EIGHTHS AND OVER CWT 100 U KINGDOM 359 NORWAY 400 U STATES					5232
	227	2551	5238	47206	
			1119	5147	
	119	4807	912	33493	
	346	7358	7269	85846	
COIL CHAIN UNDER 9 EIGHTHS IN CWT 100 U KINGDOM 335 GERMANY W 354 NETHRLNDS 400 U STATES					5233
	275	5681	1685	35367	
	53	979	1321	17073	
			33	619	
	95	3416	844	35180	
	423	10076	3883	88239	
SPROCKET CHAIN FOR AGRIC IMPL 335 GERMANY W 400 U STATES					5234
		6578		269603	
		50165		394218	
		56743		663821	
SILENT CHAIN ROLLER CHAIN 100 U KINGDOM 305 AUSTRIA 317 CZECHO S 327 FRANCE 335 GERMANY W 347 JAPAN 375 SWEDEN 400 U STATES					5235
		49450		263895	
				827	
		1202		1202	
		182		182	
		13074		67702	
		5692		28261	
				132	
		124153		697279	
		193753		1059480	
CHAINS N O P 100 U KINGDOM 305 AUSTRIA 317 CZECHO S 335 GERMANY W					5236
		8061		36070	
				1264	
				110	
		757		9711	

IMPORTS INTO CANADA FOR CONSUMPTION

Articles and Countries from which Imported	MONTH OF JUNE 1958		SIX MONTHS ENDED JUNE 1958		Class Number
	Quantities	Values (\$)	Quantities	Values (\$)	
344 ITALY		442		532	
347 JAPAN		346		2284	
400 U STATES		46957		286549	
		56563		336520	
DIESEL ENGINE PARTS N O P					5240
100 U KINGDOM		107464		690966	
305 AUSTRIA				77	
318 DENMARK		2882		18014	
327 FRANCE				157	
335 GERMANY W		11682		57329	
344 ITALY		554		2582	
354 NETHRLNDS		2697		10474	
375 SWEDEN		50		15894	
376 SWITZRLND		375		8419	
381 ALASKA		446		446	
400 U STATES		1065862		7016997	
		1192012		7821355	
AUTOMOBILE ENGINES AND PARTS	NO				5242
100 U KINGDOM		48372	8	275606	
327 FRANCE		313		313	
335 GERMANY W		19400	112	184987	
344 ITALY		8820		8820	
375 SWEDEN		203		203	
400 U STATES	408	942671	2120	5962746	
	408	1019779	2240	6432675	
ENGINES GAS MARINE AND PARTS	NO				5244
100 U KINGDOM	1	4904	18	153816	
318 DENMARK			2	439	
326 FINLAND			1	216	
375 SWEDEN	1	496	2	685	
400 U STATES	42	73945	297	427225	
	44	79345	320	582381	
ENGINES MOTOR TRUCK AND PARTS	NO				5245
100 U KINGDOM		877	127	224745	
335 GERMANY W			160	29351	
400 U STATES	762	819412	3426	4316940	
	762	820289	3713	4571036	
ENGINES FISHING BOAT AND PARTS	NO				5246
100 U KINGDOM	9	2586	10	3342	
400 U STATES	25	21518	140	98315	
	34	24104	150	101657	
PARTS OF AIRCRAFT ENGINES					5248
100 U KINGDOM		451929		4540796	
304 ARGENTINA				603	
327 FRANCE		1998		8916	
354 NETHRLNDS				2166	
381 ALASKA		184		184	
400 U STATES		1118848		7770661	
		1572959		12323326	
ENGINES UP TO 1 AND 1 HALF H P	NO				5251
100 U KINGDOM			25	930	
400 U STATES	6	806	199	8324	
	6	806	224	9254	
ENGINES GAS N O P AND PARTS	NO				5252
100 U KINGDOM		6880	24	24872	
335 GERMANY W		446	61	12418	
347 JAPAN	204	13494	204	13494	
376 SWITZRLND		40849	1	932992	
400 U STATES	7529	1784855	104659	7401055	
	7733	1846524	104949	8384831	
ENGINES STEAM N O P AND PARTS	NO				5253
100 U KINGDOM		2563		59854	
335 GERMANY W		1805		1805	
376 SWITZRLND		546	1	1195	
400 U STATES	19	217024	147	1004220	
	19	221938	148	1067074	
FIRE ENGINES MACHINES AND PTS	NO				5254
100 U KINGDOM	5	114353	29	526887	
335 GERMANY W	3	2006	3	2006	
400 U STATES	29	26723	185	182651	
	37	143082	217	711544	
LOCOMOTIVES RAILWAY N O P	NO				5255
400 U STATES			9	573353	
			9	573353	
LOCOMDTIVE CHASSIS TOPS WHEELS					5256
100 U KINGDOM		70		3232	
400 U STATES		96482		1171748	
		96552		1174980	
LOCOMOTIVES SAWMILL MINING	NO				5257
100 U KINGDOM	6	79338	28	327321	
400 U STATES	9	110451	50	1207444	
	15	189789	78	1534765	
ENGINES AIRCRAFT UP TO 200 HP	NO				5258
100 U KINGDOM			1	207	
400 U STATES	60	88974	247	268237	
	60	88974	248	268444	
ENGINES AIRCRAFT 201 TO 500 HP	NO				5259
400 U STATES	26	74337	123	387755	
	26	74337	123	387755	
ENGINES AIRCRAFT 501 TO 1000HP	NO				5260
400 U STATES	3	27358	36	316687	
	3	27358	36	316687	
ENGINES AIRCRAFT OVER 1000 HP	NO				5261
100 U KINGDOM	6	409932	74	3343491	
400 U STATES	22	2414201	169	11397950	
	28	2824133	243	14741441	

## IMPORTS INTO CANADA FOR CONSUMPTION

Articles and Countries from which Imported	MONTH OF JUNE 1958		SIX MONTHS ENDED JUNE 1958		Class Number
	Quantities	Values (\$)	Quantities	Values (\$)	
ENGINES MARINE DIESEL	NO				5265
100 U KINGDOM	33	35235	144	472094	
335 GERMANY W	2	3607	24	23010	
354 NETHRLNDS	2	70957	3	603417	
375 SWEDEN	1	2583	30	124038	
400 U STATES	58	190497	269	932033	
	96	302879	470	2154592	
ENGINES MOTOR VEHICLE DIESEL	NO				5266
100 U KINGDOM	68	42329	209	290388	
335 GERMANY W	1	652	4	6981	
400 U STATES	23	60596	146	348211	
	92	103577	359	645580	
ENGINES LOCOMOTIVE DIESEL	NO				5267
100 U KINGDOM			2	54372	
400 U STATES	18	415141	183	4273742	
	18	415141	185	4328114	
ENGINES DIESEL SEMI DIESEL NOP	NO				5268
100 U KINGDOM	174	235816	861	1037801	
335 GERMANY W	11	9025	32	32902	
375 SWEDEN	2	3154	2	3154	
400 U STATES	144	284411	886	1949773	
	331	532406	1781	3023630	
POWER BOILERS					5274
100 U KINGDOM				34815	
335 GERMANY W				159	
354 NETHRLNDS		2419		2419	
400 U STATES		176380		881663	
		178799		919056	
POWER BOILER PARTS					5275
100 U KINGDOM		328		15361	
335 GERMANY W				165	
400 U STATES		86523		792244	
		86851		807770	
OUTBOARD MOTORS	NO				5280
100 U KINGDOM	102	8332	288	23319	
335 GERMANY W	2	876	7	2415	
400 U STATES	991	201190	5695	1478152	
	1095	210398	5990	1503886	
OUTBOARD MOTOR PARTS					5283
100 U KINGDOM		379		2023	
335 GERMANY W		148		244	
400 U STATES		466001		3774824	
		466528		3777091	
CREAM SEPARATDR PARTS					5290
100 U KINGDOM				1950	
318 DENMARK		559		3455	
326 FINLAND		118		118	
335 GERMANY W		185		1152	
375 SWEDEN		1875		8603	
400 U STATES		10162		49032	
		12899		64310	
CREAM SEPARATORS	NO				5292
318 DENMARK			1	2443	
326 FINLAND	3	8575	9	14028	
335 GERMANY W	260	18769	769	88651	
375 SWEDEN	405	42069	2613	197952	
400 U STATES	8	15634	280	199077	
	676	85047	3672	502151	
MILK CLARIFIERS AND PARTS					5293
318 DENMARK				1628	
375 SWEDEN				14526	
400 U STATES				13272	
				29426	
MILKING MACHINES AND PARTS					5294
100 U KINGDOM				2109	
335 GERMANY W		2920		2920	
375 SWEDEN				1021	
400 U STATES		192841		1405253	
		195761		1412003	
PASTEURIZERS DAIRY AND PARTS	NO				5295
100 U KINGDOM	1	12156	8	47368	
375 SWEDEN		386		38869	
400 U STATES	10	28184	159	172734	
	11	40726	167	258971	
POWER DAIRY MACHINERY					5296
100 U KINGDOM		2959		18591	
335 GERMANY W				8989	
344 ITALY		623		623	
354 NETHRLNDS				6907	
375 SWEDEN				9867	
376 SWITZRLND		262		9561	
400 U STATES		354654		2611522	
		358498		2666060	
FORKS PRONGED	DOZ				5301
100 U KINGDOM	100	239	223	1754	
335 GERMANY W	274	1847	2147	16966	
347 JAPAN			75	896	
400 U STATES	44	950	548	12893	
	418	3036	2993	32509	
HARVESTERS AND PARTS	NO				5302
100 U KINGDOM	6	1396	6	2521	
318 DENMARK	4	1213	4	1213	
335 GERMANY W				2123	
400 U STATES	187	214697	821	1531672	
	197	217306	831	1537529	

IMPORTS INTO CANADA FOR CONSUMPTION

Articles and Countries from which Imported	MONTH OF JUNE 1958		SIX MONTHS ENDED JUNE 1958		Class Number
	Quantities	Values (\$)	Quantities	Values (\$)	
HAY LOADERS AND PARTS	NO				5303
400 U STATES	39	8659	215	50524	
HAY TEDDERS AND PARTS	NO				5304
400 U STATES	4	312	4	312	
MOWING MACHINES AND PARTS	NO				5305
100 U KINGDOM				1995	
335 GERMANY W			25	5208	
375 SWEDEN			20	3602	
400 U STATES	1168	300293	5215	1613419	
POTATO DIGGERS PLANTERS PARTS	NO				5306
100 U KINGDOM				59	
335 GERMANY W			68	7943	
400 U STATES	78	41244	573	320625	
RAKES HORSE OR POWER AND PARTS	NO				5307
100 U KINGDOM			8	1779	
354 NETHRLNDS	130	19768	130	19768	
400 U STATES	1237	312613	6777	2065882	
RAKES N O P	DOZ				5308
100 U KINGDOM			572	3843	
335 GERMANY W	572	3808	2429	15967	
344 ITALY			510	4223	
347 JAPAN	83	82	7543	13869	
400 U STATES	2060	12273	9146	67621	
SCYTHES	DOZ				5310
100 U KINGDOM			294	4918	
305 AUSTRIA	102	1828	1197	21194	
354 NETHRLNDS			2	154	
375 SWEDEN	10	141	315	4677	
400 U STATES	6	78	882	13541	
SICKLES OR REAPING HOOKS	DOZ				5311
100 U KINGDOM	50	280	430	2036	
305 AUSTRIA			48	242	
400 U STATES	429	3456	1043	8805	
CULTIVATORS SCUFFLERS AND PTS					5321
100 U KINGDOM		14529		68257	
335 GERMANY W		6456		14245	
347 JAPAN				125	
354 NETHRLNDS				198	
400 U STATES		481119		3226662	
DRILLS SEED SEEDERS AND PARTS					5322
100 U KINGDOM				1762	
400 U STATES		42872		1160055	
HARROWS DISC AND PARTS					5323
400 U STATES		42872		1161817	
HARROWS AND PARTS N O P					5324
100 U KINGDOM		1643		19877	
347 JAPAN				588	
400 U STATES		66460		510494	
HOES	DOZ				5325
100 U KINGDOM			348	2001	
335 GERMANY W			150	515	
347 JAPAN			253	2075	
354 NETHRLNDS			3	73	
400 U STATES	142	1590	1410	14668	
PLOUGHS DISC AND PARTS					5326
100 U KINGDOM				582	
400 U STATES		19543		412474	
PLOUGHS AND PARTS N O P					5327
100 U KINGDOM		16994		76157	
400 U STATES		205603		1236231	
		222597		1312388	
ROLLERS FARM OR LAWN AND PARTS	NO				5328
100 U KINGDOM			1	73	
400 U STATES	32	7218	1345	48862	
FANNING MILL PEAVINERS AND PTS	NO				5331
335 GERMANY W			1	108	
400 U STATES	19	74435	405	301673	
HARVESTER COMBINES AND PARTS	NO				5332
100 U KINGDOM		12353	1	60798	
335 GERMANY W				70	
400 U STATES	525	2063563	1433	10924623	
THRESHING MACHINE SEPARATORS	NO				5333
400 U STATES	4	720	15	9494	
THRESHING MACHINE PARTS					5334
400 U STATES		8183		166682	
ELECT GENERATORS FARM AND PTS					5342
100 U KINGDOM		602		602	

## IMPORTS INTO CANADA FOR CONSUMPTION

Articles and Countries from which Imported	MONTH OF JUNE 1958		SIX MONTHS ENDED JUNE 1958		Class Number
	Quantities	Values (\$)	Quantities	Values (\$)	
400 U STATES		1086		10868	
FODDER FEED CUTTERS AND PARTS	NO	1688		11470	5343
400 U STATES	135	89113	353	241811	
FRUIT VEGETABLE GRADING MACH	135	89113	353	241811	5344
100 U KINGDOM				6270	
335 GERMANY W				4715	
400 U STATES		70334		398422	
GRAIN HAY GRINDERS AND PARTS	NO	70334		409407	5345
400 U STATES	117	41647	1050	403139	
HAY PRESSES AND PARTS	NO	41647	1050	403139	5346
100 U KINGDOM	2	2800	2	23605	
327 FRANCE	150	103636	152	104966	
335 GERMANY W		336	1	566	
400 U STATES	828	970081	3614	4711875	
MANURE SPREADERS AND PARTS	980	1076853	3769	4841012	5350
400 U STATES	NO				
POST HOLE DIGGERS AND PARTS	451	165352	3854	1394321	5352
335 GERMANY W	451	165352	3854	1394321	
400 U STATES	NO				
SPADES AND SHOVELS	23	1427	23	1427	
NO P	741	38377	2253	154570	
100 U KINGDOM	764	39804	2276	155997	5353
335 GERMANY W	DOZ				
347 JAPAN	274	5552	2754	39767	
354 NETHRLNDS	4	60	77	964	
400 U STATES			1252	11904	
SPRAYING AND DUSTING MACHINES			2	72	
100 U KINGDOM	105	1180	1269	19025	
318 DENMARK	383	6792	5354	71732	5354
327 FRANCE					
335 GERMANY W		1063		20975	
347 JAPAN				1468	
400 U STATES		5450		286	
TRACTION DITCHING MACH AND PTS				24761	
100 U KINGDOM				4466	
400 U STATES		356571		1619571	
TRACTORS INTERNAL COMBUSTION		363084		1671527	5356
100 U KINGDOM	NO				
400 U STATES	16	187534	70	113	
TRACTORS INTERNAL COMBUSTION	16	187534	70	559396	5357
100 U KINGDOM	NO			559509	
227 BAHAMAS	302	465316	1844	2847003	
347 JAPAN	1	222	1	886	
375 SWEDEN			1	222	
381 ALASKA	1	4750	20	3602	
400 U STATES	2230	7293345	3	7946	
TRACTOR PARTS AND ACCESSORIES	2534	7763633	14460	38455736	5358
100 U KINGDOM			16329	41315395	
306 BELGIUM		30799		336631	
335 GERMANY W		400		400	
375 SWEDEN		1955		27105	
376 SWITZRLNO				1732	
381 ALASKA		1979		300	
400 U STATES		3892973		3474	
WINOMILLS AND PARTS		3928106		20243560	5361
400 U STATES				20613202	
PRUNING HOOKS SHEARS DEHORNERS		873		8476	5362
100 U KINGDOM		873		8476	
327 FRANCE		175		14012	
335 GERMANY W				310	
344 ITALY		526		1854	
347 JAPAN		902		15507	
376 SWITZRLNO		103		103	
400 U STATES		8101		2166	
AGRIC IMPLEMENTS		9807		66692	5363
NO P AND PARTS				100644	
100 U KINGDOM		2820		97927	
306 BELGIUM				1000	
318 DENMARK		1027		1419	
327 FRANCE				126	
335 GERMANY W		7448		20170	
347 JAPAN		45116		48076	
354 NETHRLNDS		234		777	
375 SWEDEN		365		3742	
376 SWITZRLNO		89		89	
400 U STATES		1849788		8199730	
KNIVES AND FORKS		1906887		8373056	5371
TABLE					
100 U KINGDOM		12087		54748	
215 INDIA		355		1756	
231 HONG KONG		549		640	
305 AUSTRIA				1481	
318 DENMARK		71		5476	
327 FRANCE		1119		2715	
335 GERMANY W		4018		25060	
344 ITALY		119		1329	
347 JAPAN		56705		373950	

IMPORTS INTO CANADA FOR CONSUMPTION

Articles and Countries from which Imported	MONTH OF JUNE 1958		SIX MONTHS ENDED JUNE 1958		Class Number	
	Quantities	Values (\$)	Quantities	Values (\$)		
354 NETHRLNDS		247		993		
375 SWEDEN		209		16059		
400 U STATES		10710		98414		
POCKET KNIVES		86189		582621	5372	
100 U KINGDOM		11453		89474		
313 CHINA				348		
327 FRANCE				334		
335 GERMANY W		26196		123295		
344 ITALY		533		6240		
347 JAPAN		1750		17130		
354 NETHRLNDS		66		66		
375 SWEDEN				798		
376 SWITZRLND				1344		
400 U STATES		6503		31242		
RAZORS N O P AND PARTS		46501		270271	5373	
100 U KINGDOM		367		98547		
335 GERMANY W		1918		12811		
375 SWEDEN				131		
400 U STATES		1390		52658		
SAFETY RAZOR BLADES	DOZ	3675		164147	5374	
100 U KINGDOM			63403	4548		
318 DENMARK	23250	881	55666	2788		
335 GERMANY W	29255	970	265210	9708		
360 ISRAEL			16667	500		
375 SWEDEN			4167	949		
400 U STATES	90836	11335	785105	57451		
SCISSORS AND SHEARS N O P	143341	13186	1190218	75944	5375	
100 U KINGDOM		15604		84770		
216 PAKISTAN		548		3639		
327 FRANCE				419		
335 GERMANY W		32410		318507		
344 ITALY		1080		21269		
347 JAPAN		1524		18976		
375 SWEDEN				462		
376 SWITZRLND				71		
400 U STATES		31872		230184		
OTHER KNIVES N O P		83038		678297	5376	
100 U KINGDOM		8333		31388		
215 INDIA				107		
231 HONG KONG		52		266		
318 DENMARK				110		
326 FINLAND		112		524		
327 FRANCE		755		4897		
335 GERMANY W		17045		98026		
347 JAPAN		2326		17822		
359 NORWAY		872		994		
375 SWEDEN		671		6025		
376 SWITZRLND				281		
400 U STATES		11370		53931		
SPOONS		41536		214371	5377	
100 U KINGDOM		361		2750		
231 HONG KONG				223		
305 AUSTRIA				1335		
318 DENMARK		146		1900		
335 GERMANY W		2317		10383		
344 ITALY		150		1897		
347 JAPAN		23495		132336		
354 NETHRLNDS		346		2902		
375 SWEDEN				1029		
400 U STATES		4562		33864		
KNIVES BUTCHER AND KITCHEN		31377		188619	5378	
100 U KINGDOM		9032		92448		
215 INDIA		87		87		
231 HONG KONG				112		
318 DENMARK				51		
327 FRANCE		1853		11599		
335 GERMANY W		7749		44725		
344 ITALY				365		
347 JAPAN		934		17967		
375 SWEDEN		488		976		
376 SWITZRLND				1404		
400 U STATES		16455		85183		
HINGES AND BUTTS	LB	36598		254917	5381	
100 U KINGDOM	74025	13088	260222	50987		
306 BELGIUM	750	188	14254	3506		
335 GERMANY W	58794	11321	316358	67397		
347 JAPAN	137598	22760	502186	94527		
354 NETHRLNDS	464	317	936	426		
375 SWEDEN	7041	1673	47050	11134		
400 U STATES	78124	47926	442748	269165		
CUT NAILS	CWT	356796	97273	1583754	497142	5391
100 U KINGDOM	170	1766	575	4980		
400 U STATES	204	8641	1567	55556		
RAILWAY SPIKES AND SPIKES NOP	CWT	374	10407	2142	60536	5392
100 U KINGDOM	64	684	86	910		
400 U STATES	74	895	962	9745		
	138	1579	1048	10655		

## IMPORTS INTO CANADA FOR CONSUMPTION

Articles and Countries from which Imported	MONTH OF JUNE 1958		SIX MONTHS ENDED JUNE 1958		Class Number
	Quantities	Values (\$)	Quantities	Values (\$)	
TACKS ALL KINDS N O P	LB				5393
100 U KINGDOM			5865	1675	
318 DENMARK			1949	642	
335 GERMANY W	1081	999	5308	2378	
400 U STATES	1150	711	13720	6062	
	2231	1710	26842	10757	
WIRE NAILS OVER ONE INCH	CWT				5394
100 U KINGDOM	16493	128281	92999	722930	
305 AUSTRIA			400	2825	
313 CHINA	1500	8468	1500	8468	
317 CZECHO S	1000	6588	5700	38183	
318 DENMARK			17	227	
335 GERMANY W	550	5117	4948	37920	
347 JAPAN	4593	36707	35837	278751	
354 NETHRLNDS	20	133	20	133	
365 POLAND	1251	8216	2552	16843	
375 SWEDEN	25	689	25	689	
400 U STATES	1268	19003	7286	116897	
	26700	213202	151284	1223866	
NAILS AND BRADS N O P	LB				5395
100 U KINGDOM	11741	3864	28738	8009	
335 GERMANY W	629	393	12323	4832	
347 JAPAN	2000	163	3003	341	
375 SWEDEN			3700	914	
400 U STATES	9105	4214	77178	29021	
	23475	8634	124942	43117	
HAND SEWING NEEDLES					5400
100 U KINGDOM		4633		14158	
317 CZECHO S				1900	
335 GERMANY W		157		1640	
347 JAPAN				819	
400 U STATES		193		2629	
		4983		21146	
SPRING BEARD AND LATCH NEEDLES	M				5401
100 U KINGDOM	46	1967	470	24209	
317 CZECHO S			15	460	
327 FRANCE	3	162	31	1221	
335 GERMANY W	9	453	63	1522	
354 NETHRLNDS			8	119	
376 SWITZRLND	15	1329	83	7359	
400 U STATES	128	7032	1341	78537	
	201	10943	2011	113427	
NEEDLES N O P					5402
100 U KINGDOM		17046		166317	
231 HONG KONG				724	
306 BELGIUM		2369		9532	
317 CZECHO S		159		159	
327 FRANCE				270	
335 GERMANY W		5111		42646	
344 ITALY		2461		10303	
347 JAPAN		1055		5408	
354 NETHRLNDS		1723		3433	
376 SWITZRLND		155		1588	
400 U STATES		14041		85743	
		44120		326123	
PINS N O P	LB				5403
100 U KINGDOM	31114	27427	175712	138152	
317 CZECHO S			1752	399	
327 FRANCE	31	310	44	501	
335 GERMANY W	739	413	11958	8831	
347 JAPAN	1137	1683	4108	6414	
400 U STATES	11239	8961	34566	45494	
	44260	38794	228140	199791	
PINS FOR MARKING SYSTEMS	LB				5404
100 U KINGDDM	16	109	47	250	
400 U STATES	756	2343	10016	17012	
	772	2452	10063	17262	
NUTS AND BOLTS WASHERS RIVETS	LB				5411
100 U KINGDOM	496971	81911	1747731	299144	
234 AUSTRALIA	1732	430	2538	792	
305 AUSTRIA	8476	1002	30741	4577	
306 BELGIUM	39697	4524	536195	49556	
327 FRANCE	63613	8503	291086	44036	
335 GERMANY W	13011	5877	103103	41356	
344 ITALY	5115	765	91470	11798	
347 JAPAN	75663	8814	411304	55402	
354 NETHRLNDS	6072	995	246467	53781	
375 SWEDEN	451	1186	271064	45045	
376 SWITZRLND	5	54	116	1120	
400 U STATES	630790	291168	4077065	2000780	
	1341596	405229	7808880	2607387	
MACHINE AND OTHER SCREWS N O P					5412
100 U KINGDOM		12244		76468	
305 AUSTRIA				949	
306 BELGIUM				6176	
335 GERMANY W		550		2706	
347 JAPAN		1734		2788	
354 NETHRLNDS		1165		18111	
375 SWEDEN				173	
376 SWITZRLND				218	
400 U STATES		120630		810362	
		136323		917951	
WOOD SCREWS OF IRON OR STEEL					5413
100 U KINGDOM				2695	
231 HONG KONG		1700		4195	
305 AUSTRIA		986		12708	



IMPORTS INTO CANADA FOR CONSUMPTION

Articles and Countries from which Imported	MONTH OF JUNE 1958		SIX MONTHS ENDED JUNE 1958		Class Number
	Quantities	Values (\$)	Quantities	Values (\$)	
306 BELGIUM				1566	
335 GERMANY W		4497		22809	
347 JAPAN		5677		10265	
375 SWEDEN		1413		6149	
400 U STATES		1802		46527	
FISH HOOKS COMMERCIAL		16075		106914	5421
100 U KINGDOM		4503		8700	
347 JAPAN		375		569	
359 NORWAY		1005		38840	
400 U STATES		2081		16367	
HARDWARE N O P		7964		64476	5422
100 U KINGDOM		36534		168843	
231 HONG KONG				264	
234 AUSTRALIA				3733	
305 AUSTRIA				2425	
317 CZECHO S		3625		5262	
318 DENMARK				221	
327 FRANCE				61	
335 GERMANY W		2238		41116	
347 JAPAN		11902		32384	
354 NETHRLNDS		8235		49328	
375 SWEDEN		142		10112	
400 U STATES		309379		1691229	
LOCKS OF IRON OR STEEL		372055		2004978	5423
100 U KINGDOM		1634		21458	
231 HONG KONG				403	
234 AUSTRALIA				3472	
318 DENMARK				1114	
335 GERMANY W		4317		26741	
344 ITALY				362	
347 JAPAN		308		1248	
400 U STATES		45933		345291	
SKATES ICE	PR	52192		400089	5425
100 U KINGDOM		54	53386	77813	
375 SWEDEN		2082	4082	7616	
400 U STATES		1002	1809	2684	
SKATES ROLLER	PR	3138	59277	88113	5426
100 U KINGDOM			156	302	
400 U STATES		1807	26325	64772	
CARPET SWEEPERS	NO	1807	26481	65074	5441
100 U KINGDOM		228	3642	12202	
400 U STATES		314	2393	10409	
CLEANERS ELECTRIC VACUUM	NO	542	6035	22611	5442
100 U KINGDOM		900	10028	266800	
306 BELGIUM			50	1440	
318 DENMARK		40	280	9127	
335 GERMANY W		140	1207	36421	
354 NETHRLNDS		575	2945	66217	
375 SWEDEN		100	192	12992	
400 U STATES		5507	41546	1596316	
CLEANERS HAND VACUUM AND PARTS		7262	56248	1989313	5443
100 U KINGDOM			5967	236959	
318 DENMARK			564	564	
335 GERMANY W			52	1497	
347 JAPAN			584	5307	
354 NETHRLNDS			1249	3034	
375 SWEDEN			560	4410	
400 U STATES			183710	815666	
CLOTHES WRINGERS DOMESTIC		192686		1067437	5444
400 U STATES		16387		87946	
SEWING MACHINES DOMESTIC	NO	16387		87946	5445
100 U KINGDOM		3974	23328	609247	
317 CZECHO S			1	65	
327 FRANCE			2	285	
335 GERMANY W		583	1981	158454	
344 ITALY		753	2887	96900	
347 JAPAN		9182	44220	817473	
354 NETHRLNDS			2	350	
372 SPAIN		200	900	15889	
375 SWEDEN		8	234	14736	
376 SWITZRLND		1175	2835	212627	
400 U STATES		2401	19227	997252	
SEWING MACH ATTACHMNTS DOMESTIC		18276	95617	2923278	5446
100 U KINGDOM			1875	21881	
335 GERMANY W				736	
344 ITALY			130	714	
347 JAPAN			2931	16401	
376 SWITZRLND			935	2070	
400 U STATES			27665	159163	
SEWING MACHINE PARTS DOMESTIC		33536		200965	5447
100 U KINGDOM			30350	255995	
318 DENMARK				443	
335 GERMANY W			7229	16932	
344 ITALY			164	251	

## IMPORTS INTO CANADA FOR CONSUMPTION

Articles and Countries from which Imported	MONTH OF JUNE 1958		SIX MONTHS ENDED JUNE 1958		Class Number
	Quantities	Values (\$)	Quantities	Values (\$)	
347 JAPAN		829		7788	
375 SWEDEN				90	
376 SWITZRLND		2389		7846	
400 U STATES		69958		426572	
		110919		715917	
CLOTHES DRYERS DOMESTIC ELECTRIC	NO				5448
100 U KINGDOM				95	
400 U STATES	600	98302	6274	1189830	
	600	98302	6274	1189925	
WATER PUMPS DOMESTIC	NO				5449
100 U KINGDOM	135	864	943	6224	
317 CZECHO S	28	132	28	132	
400 U STATES	92	6456	371	25347	
	255	7452	1342	31703	
WASHING MACHINES ELECTRIC	NO				5450
100 U KINGDOM			26	1937	
400 U STATES	2105	269415	15175	2187808	
	2105	269415	15201	2189745	
WASHING MACHINES N O P	NO				5451
400 U STATES	180	11063	423	69108	
	180	11063	423	69108	
WASHING MACHINE PARTS					5453
100 U KINGDOM		60		124	
376 SWITZRLND		478		478	
400 U STATES		251694		1703146	
		252232		1703748	
IRONERS DOMESTIC ELECTRIC	NO				5454
400 U STATES	5	553	392	27012	
	5	553	392	27012	
ARTICLES FOR SMELTING IRON					5461
100 U KINGDOM		403		2121	
335 GERMANY W				7891	
400 U STATES		36805		209500	
		37208		219512	
BLOWERS SMELTING APPARATUS					5462
306 BELGIUM				117	
318 DENMARK				12751	
327 FRANCE		360		11675	
335 GERMANY W				6681	
376 SWITZRLND				68	
400 U STATES		7186		67141	
		7546		98433	
BUDDLES VANNERS SLIME TABLES					5463
400 U STATES		508		32413	
		508		32413	
CAR LOADING MACHINES COAL					5464
400 U STATES		173		1504	
		173		1504	
CHOCK RELEASE APPARATUS					5465
100 U KINGDOM				17042	
				17042	
COAL HEADING MACHINES					5466
400 U STATES		4013		101232	
		4013		101232	
MINERS LAMPS AND ACCESSORIES					5467
100 U KINGDOM		3206		15832	
375 SWEDEN		149		1601	
400 U STATES		7418		215841	
		10773		233274	
AMALGAM SAFES ORE SAMPLERS					5468
100 U KINGDOM				3319	
335 GERMANY W				562	
400 U STATES		26243		251807	
		26243		255688	
SUNDRY METALLURGICAL APPARATUS					5469
100 U KINGDOM		696364		2330738	
327 FRANCE		65649		211380	
335 GERMANY W		240248		240248	
400 U STATES		704182		2804148	
		1706443		5586514	
DIAMOND DRILLS CORE DRILLS					5470
100 U KINGDOM		50001		203710	
400 U STATES		11705		102993	
		61706		306703	
MINE LOADING MACH CONVEYORS					5471
100 U KINGDOM		37259		248871	
375 SWEDEN				13561	
400 U STATES		1490282		6335529	
		1527541		6597961	
MACHINERY ALLUVIAL MINING					5473
400 U STATES		29639		374857	
		29639		374857	
MACHINERY ORE HANDLING					5474
400 U STATES				14303	
				14303	
MACHINERY ORE CONCENTRATION					5475
100 U KINGDOM		1529		3882	
306 BELGIUM		1216		1216	
381 ALASKA				137	
400 U STATES		78303		767293	
		81048		772528	
MACHINERY METAL REFINING					5476
100 U KINGDOM				129960	
327 FRANCE				704	
376 SWITZRLND		5043		8243	
400 U STATES		6022		185545	
		11065		324452	

IMPORTS INTO CANADA FOR CONSUMPTION

Articles and Countries from which Imported	MONTH OF JUNE 1958		SIX MONTHS ENDED JUNE 1958		Class Number	
	Quantities	Values (\$)	Quantities	Values (\$)		
ORE CRUSHERS GRINDING MILLS					5477	
100 U KINGDOM		757		7966		
327 FRANCE		117		128689		
335 GERMANY W		927		2776		
400 U STATES		172707		1210024		
		174508		1349455		
COAL CUTTERS AUGERS DRILLS					5478	
100 U KINGDOM				1862		
400 U STATES		2188		22868		
		2188		24730		
PUMPS PREC METAL EXTRACTION					5480	
400 U STATES		26622		206693		
		26622		206693		
ROCK DRILLS AND PARTS	NO				5481	
100 U KINGDOM	1	6791	89	88417		
207 UN SO AFR				12562		
375 SWEDEN	10	12190	12	51007		
400 U STATES	27	151763	171	944895		
	38	170744	272	1096881		
WELL DRILLING MACHINERY					5482	
100 U KINGDOM		28280		102869		
335 GERMANY W		3619		10303		
347 JAPAN				463		
359 NORWAY				3262		
400 U STATES		2814628		19795955		
		2846527		19912852		
ADDING MACHINES AND PARTS	NO				5500	
100 U KINGDOM	20	4416	348	55974		
225 TRINIDAD			63	8368		
335 GERMANY W	225	17892	512	55849		
344 ITALY	221	27084	990	114621		
359 NORWAY	20	820	234	13598		
375 SWEDEN	100	8599	633	70360		
376 SWITZRLND			65	4735		
400 U STATES	443	104513	3858	850390		
	1029	163324	6703	1173895		
BOOKKEEPING MACHINES AND PARTS	NO				5501	
100 U KINGDOM	36	53276	161	290878		
231 HONG KONG				331		
318 DENMARK	490	12017	790	18249		
327 FRANCE			10	84039		
335 GERMANY W	7	1062	300	73579		
344 ITALY	153	56810	1322	422881		
354 NETHRLNDS			50	5030		
375 SWEDEN	104	12551	339	61189		
376 SWITZRLND	83	17598	244	43505		
390 GERMANY E				160		
400 U STATES	382	961750	2130	5703608		
	1255	1115064	5346	6703449		
CASH REGISTERS					5502	
100 U KINGDOM				1327		
359 NORWAY		3202		16573		
375 SWEDEN		37414		205444		
400 U STATES		26688		137543		
		67304		360887		
CASH REGISTER PARTS					5503	
359 NORWAY		474		707		
375 SWEDEN		450		4228		
400 U STATES		133791		1096077		
		134715		1101012		
Dictating Machines and Parts					5504	
100 U KINGDOM		19732		101652		
306 BELGIUM				111		
318 DENMARK		4072		17304		
327 FRANCE				165		
335 GERMANY W		75230		296782		
354 NETHRLNDS		1328		31645		
400 U STATES		107927		565744		
		208289		1013403		
TYPEWRITERS	NC				5505	
100 U KINGDOM	2297	115016	17262	947494		
304 ARGENTINA			2	235		
317 CZECHO S	300	5325	300	5325		
327 FRANCE			30	2573		
335 GERMANY W	304	18825	1506	87247		
344 ITALY	50	3400	1740	79703		
347 JAPAN	1	60	2	179		
354 NETHRLNDS	126	3662	844	24898		
375 SWEDEN	28	1265	466	28024		
376 SWITZRLND	103	5103	678	38134		
390 GERMANY E	6	180	117	4325		
400 U STATES	216	12748	2661	167843		
	3431	165584	25608	1385980		
TYPEWRITER PARTS						5506
100 U KINGDOM		4854		111128		
317 CZECHO S				17331		
327 FRANCE				5665		
335 GERMANY W		65		4708		
344 ITALY		148		1450		
354 NETHRLNDS		502		1180		
375 SWEDEN		2356		3893		
376 SWITZRLND		53		4758		
400 U STATES		187466		1595828		
		195444		1745941		
MACHINERY 412A PAPER WORKING					5511	
100 U KINGDOM		27829		182136		

## IMPORTS INTO CANADA FOR CONSUMPTION

Articles and Countries from which Imported	MONTH OF JUNE 1958		SIX MONTHS ENDED JUNE 1958		Class Number
	Quantities	Values (\$)	Quantities	Values (\$)	
234 AUSTRALIA				143	
306 BELGIUM				15527	
317 CZECHOS				5980	
318 DENMARK				12969	
327 FRANCE				374	
335 GERMANY W		43351		545445	
344 ITALY		5055		23457	
354 NETHRLNDS		113		1495	
375 SWEDEN				6433	
376 SWITZRLND		938		127571	
384 P RICO				3921	
390 GERMANY E		9148		39905	
400 U STATES		931930		5302629	
		1018364		6268055	
MACHINERY 412A CELLULOSE					5512
100 U KINGDOM				9078	
335 GERMANY W				2081	
400 U STATES		1022		12064	
		1022		23223	
NEWSPAPER PRESSES AND PARTS	NO				5513
100 U KINGDOM		1682	1	187774	
375 SWEDEN			1	14991	
400 U STATES	2	176079	3	274455	
	2	177761	5	477220	
FLAT BEO CYL PRESSES AND PARTS	NO				5514
100 U KINGDOM			2	23843	
400 U STATES		702	4	14085	
		702	6	37928	
PRINTING PRESSES N O P AND PTS	NO				5515
100 U KINGDOM	365	143815	2610	619385	
317 CZECHOS	3	3570	9	15176	
318 DENMARK		2283	262	20924	
327 FRANCE		1592		2555	
335 GERMANY W	18	48852	175	357980	
344 ITALY	26	1259	68	3333	
347 JAPAN			1	22222	
354 NETHRLNOS	5	2000	20	40573	
361 PANAMA	12	12000	12	12000	
375 SWEDEN		215	47	124805	
376 SWITZRLND		1712	10	106450	
390 GERMANY E	2	1837	13	79208	
400 U STATES	692	715686	3698	4075852	
	1123	934821	6925	5480463	
TYPECASTING MACHINES AND PARTS					5516
100 U KINGDOM		4645		7837	
234 AUSTRALIA		647		647	
335 GERMANY W		24059		24131	
344 ITALY				2812	
400 U STATES		155004		1181160	
		184355		1216587	
TYPEMAKING ACCESSORIES AND PTS					5517
100 U KINGDOM		820		1177	
335 GERMANY W				93	
400 U STATES		2229		47319	
		3049		48589	
SHOVELS POWER NOT MADE N O P	NO				5518
100 U KINGDOM			11	112503	
335 GERMANY W	1	66180	1	66180	
400 U STATES	46	709296	162	1757706	
	47	775476	174	1936389	
SHOVELS POWER KIND MADE N O P	NO				5519
100 U KINGDOM	2	25516	4	56858	
344 ITALY	2	21350	5	86745	
347 JAPAN	2	21725	2	21725	
400 U STATES	42	874438	174	3837594	
	48	943029	185	4002922	
SHOVELS POWER PARTS OF N O P					5520
100 U KINGDOM		17262		50521	
335 GERMANY W		67		67	
344 ITALY				5765	
347 JAPAN		2603		2603	
381 ALASKA				300	
400 U STATES		780655		3936695	
		800587		3995951	
AIR COMPRESSING MACH AND PARTS					5521
100 U KINGDOM		126049		525030	
305 AUSTRIA				1338	
306 BELGIUM				48945	
317 CZECHOS				8619	
327 FRANCE				15121	
335 GERMANY W		384		12941	
344 ITALY				12560	
347 JAPAN		1796		1796	
375 SWEDEN		1806		21499	
376 SWITZRLND				7205	
400 U STATES		3736400		8589774	
		3866435		9244828	
BAKERY MACHINERY AND PARTS					5522
100 U KINGDOM		15491		183053	
318 DENMARK				57	
327 FRANCE		1612		1612	
335 GERMANY W		16638		20534	
344 ITALY				2711	
354 NETHRLNOS		300		5511	
360 ISRAEL		446		446	
375 SWEDEN				1693	

IMPORTS INTO CANADA FOR CONSUMPTION

Articles and Countries from which Imported	MONTH OF JUNE 1958		SIX MONTHS ENDED JUNE 1958		Class Number
	Quantities	Values (\$)	Quantities	Values (\$)	
400 U STATES		277536		1593556	
COAL CARBONIZING MACH AND PTS		312023		1809173	
400 U STATES				1219	5524
SEWING MACHINES INDUSTRIAL				1219	
NO					5525
100 U KINGDOM	1	3082	165	22150	
306 BELGIUM				442	
318 DENMARK	1	2027	2	5588	
327 FRANCE		273	1	273	
335 GERMANY W	105	15605	428	62848	
344 ITALY	25	1756	26	2657	
347 JAPAN	165	8490	236	14630	
372 SPAIN			100	5655	
375 SWEDEN				416	
376 SWITZRLNO			31	2110	
400 U STATES	324	171900	1804	1001034	
	622	203133	2793	1117803	
CLAY PRODUCTS MACH AND PARTS					5526
100 U KINGDOM		65		9438	
236 NEW ZEAL				250	
400 U STATES		13377		102405	
		13442		112093	
COAL COKE AND GAS MACH AND PTS					5527
100 U KINGDOM				2149	
400 U STATES		299280		4907238	
		299280		4909387	
WASTE RECOVERY MACH AND PARTS					5528
100 U KINGDOM				53	
400 U STATES		11028		140229	
		11028		140282	
COAL HANDLING MACHINES AND PTS					5529
100 U KINGDOM				7748	
400 U STATES		10951		94395	
		10951		102143	
CONCRETE MIXING MACH AND PARTS					5530
NO					
100 U KINGDOM			2	5153	
335 GERMANY W			17	20560	
376 SWITZRLND			4	2521	
400 U STATES	53	160214	266	787938	
	53	160214	289	816172	
ROCK DRILL BITS					5531
NO					
100 U KINGDOM	402	2450	3346	21721	
207 UN SO AFR	4976	24629	22964	90887	
305 AUSTRIA			568	4513	
335 GERMANY W	106	1074	606	3405	
366 PORTUGAL			36	264	
375 SWEDEN	1413	14639	19119	193344	
400 U STATES	1266	56994	20639	591451	
	8163	99786	67278	905585	
DENTAL ENGINES ELECTRIC					5532
NO					
100 U KINGDOM			7	1061	
400 U STATES	15	2643	170	29036	
	15	2643	177	30097	
HAND FIRE EXTINGUISHERS					5534
100 U KINGDOM		715		16088	
224 JAMAICA		173		173	
347 JAPAN				526	
400 U STATES		127366		670593	
		128254		687380	
FERTILIZER MACHINERY AND PARTS					5535
100 U KINGDOM		198		49939	
318 DENMARK		281		281	
359 NORWAY		295		295	
400 U STATES		4316		37912	
		5110		88427	
FISH PREPARING MACH AND PARTS					5536
318 DENMARK				1091	
335 GERMANY W		17412		88225	
400 U STATES		5055		32408	
		22467		121724	
REFRIGERATING MACH AND PARTS					5537
100 U KINGDOM		17893		108166	
318 DENMARK		163		3340	
327 FRANCE				4525	
335 GERMANY W				3576	
400 U STATES		834825		4335500	
		852881		4455107	
LAWN MOWERS POWER AND PARTS					5538
NO					
100 U KINGDOM	70	7387	1147	70043	
400 U STATES	2912	214620	23547	1798656	
	2982	222007	24694	1868699	
LAWN MOWERS N O P					5539
NO					
100 U KINGDOM	786	5500	37940	292463	
400 U STATES	414	5767	8637	112827	
	1200	11267	46577	405290	
LEATHER MACHINERY AND PARTS					5540
100 U KINGDOM				1038	
335 GERMANY W				617	
400 U STATES		12374		162110	
		12374		163765	
LOGGING MACHINERY AND PARTS					5541
100 U KINGDOM		24698		113541	
306 BELGIUM		819		1013	
335 GERMANY W		308		4405	
347 JAPAN		2183		83081	

## IMPORTS INTO CANADA FOR CONSUMPTION

Articles and Countries from which Imported	MONTH OF JUNE 1958		SIX MONTHS ENDED JUNE 1958		Class Number
	Quantities	Values (\$)	Quantities	Values (\$)	
354 NETHRLNDS		2964		10990	
375 SWEDEN				5329	
400 U STATES		561837		3459780	
		592809		3678139	
METAL DRILLING MACH AND PARTS					5542
100 U KINGDOM		34802		269933	
306 BELGIUM				1068	
317 CZECHO S		28602		66770	
335 GERMANY W		16618		104261	
344 ITALY				44806	
347 JAPAN		2137		2137	
354 NETHRLNDS				669	
365 POLAND				3310	
366 PORTUGAL				297	
375 SWEDEN				8037	
376 SWITZRLND		227		27914	
400 U STATES		154886		1035055	
		237272		1564257	
METAL GRINDING MACH AND PARTS					5543
100 U KINGDOM		32297		312672	
207 UN SO AFR				1380	
306 BELGIUM		72		187	
317 CZECHO S		6232		27479	
327 FRANCE		16605		16605	
335 GERMANY W		11723		85594	
344 ITALY				317	
347 JAPAN				5810	
375 SWEDEN		4027		20474	
376 SWITZRLND		2502		18377	
400 U STATES		209344		1972195	
		282802		2461090	
METALWORKING LATHES AND PARTS					5544
100 U KINGDOM		46866		672661	
305 AUSTRIA				195	
306 BELGIUM				7625	
317 CZECHO S		3916		18406	
318 DENMARK				74	
327 FRANCE				1612	
335 GERMANY W		22772		423674	
344 ITALY				34068	
375 SWEDEN		1235		2850	
376 SWITZRLND				17721	
400 U STATES		122422		1427541	
		197211		2606427	
METAL MILLING MACHINES AND PTS					5545
100 U KINGDOM		33542		211463	
317 CZECHO S		12593		32128	
318 DENMARK				18127	
327 FRANCE				20973	
335 GERMANY W		21367		122182	
344 ITALY		19943		117114	
375 SWEDEN				5733	
376 SWITZRLND		2404		45246	
400 U STATES		153451		1420335	
		243300		1993301	
METALWORKING PLANERS AND PARTS					5546
100 U KINGDOM		31915		36791	
335 GERMANY W				38049	
400 U STATES		117		27883	
		32032		102723	
METALWORKING PRESSES AND PARTS					5547
100 U KINGDOM		55567		353735	
317 CZECHO S				5262	
318 DENMARK				1208	
335 GERMANY W		3113		34072	
344 ITALY		3750		4391	
375 SWEDEN		161		3841	
376 SWITZRLND		108		666	
400 U STATES		532926		3015008	
		595625		3418183	
METAL ROLLING MILL MCH AND PTS					5548
100 U KINGDOM		16568		234253	
335 GERMANY W		15697		70378	
376 SWITZRLND		114		114	
400 U STATES		194569		1669594	
		226948		1974339	
METAL SHAPERS SLOTTERS AND PTS					5549
100 U KINGDOM		773		114444	
207 UN SO AFR				1652	
335 GERMANY W		1900		6366	
375 SWEDEN				10471	
400 U STATES		17894		147162	
		20567		280095	
METALWORKING MCH N O P AND PTS					5550
100 U KINGDOM		96623		495933	
305 AUSTRIA				723	
306 BELGIUM				5620	
317 CZECHO S		82		82	
318 DENMARK		950		3564	
335 GERMANY W		123629		256350	
344 ITALY				2568	
354 NETHRLNDS		230		230	
359 NORWAY				2980	
375 SWEDEN		1311		18419	
376 SWITZRLND		959		3201	
400 U STATES		622737		4297734	
		846521		5087404	

IMPORTS INTO CANADA FOR CONSUMPTION

101

Articles and Countries from which Imported	MONTH OF JUNE 1958		SIX MONTHS ENDED JUNE 1958		Class Number
	Quantities	Values (\$)	Quantities	Values (\$)	
MOTION PICTURE PROJECTORS					5 551
100 U KINGDOM		1467		19745	
305 AUSTRIA		1579		87016	
306 BELGIUM		192		441	
317 CZECHG S				162	
327 FRANCE		1426		3841	
335 GERMANY W		4828		13397	
344 ITALY		82		5724	
347 JAPAN		2013		40865	
354 NETHRLNDS				286	
376 SWITZRLND		989		26661	
400 U STATES		226336		1276446	
		238912		1474584	
CRANES ETC NOT MADE IN CANADA	NO				5 552
100 U KINGDOM		6728	35	45086	
318 DENMARK			3	1090	
327 FRANCE	2	10124	2	10124	
335 GERMANY W	1	14163	1	14163	
375 SWEDEN	8	6786	37	24749	
400 U STATES	73	114702	474	2325766	
	87	152503	552	2420978	
CRANES ETC KIND MADE IN CANADA	ND				5 553
100 U KINGDOM		59929	42	327158	
327 FRANCE			54	6112	
335 GERMANY W	1	1869	12	5529	
347 JAPAN			1	96	
354 NETHRLNDS	2	1489	2	1489	
359 NORWAY			78	13485	
375 SWEOEN	5	13756	51	105041	
400 U STATES	368	267796	1539	1653760	
	382	344839	1779	2112670	
CRANES HOISTS ETC NOP PARTS OF					5 554
100 U KINGDOM		121588		403405	
327 FRANCE				1964	
335 GERMANY W		96		12010	
359 NORWAY		86		703	
375 SWEDEN		2027		13393	
376 SWITZRLND				6488	
400 U STATES		172192		1142491	
		295989		1580454	
OZONE GENERATORS AND PARTS					5 555
100 U KINGDOM				337	
327 FRANCE		50		370	
335 GERMANY W				751	
400 U STATES		75558		77371	
		75608		78829	
PAPER MILL MACHINES AND PARTS					5 556
100 U KINGDOM		76146		555951	
305 AUSTRIA				17614	
327 FRANCE				5283	
335 GERMANY W				91373	
359 NORWAY				2381	
375 SWEOEN		1117		117380	
400 U STATES		468042		8665959	
		545312		9465941	
PULP MILL MACHINES AND PARTS					5 557
100 U KINGDOM		941		2380	
335 GERMANY W				677	
375 SWEDEN		2220		2220	
400 U STATES		102864		492896	
		106025		498173	
POWER PUMPS N O P AND PARTS	NO				5 558
100 U KINGDOM	80	119835	1965	592719	
207 UN SO AFR				198	
318 DENMARK	1	283	6	1642	
327 FRANCE		542	6	11088	
335 GERMANY W	21	770	532	34058	
344 ITALY			2	6135	
352 MEXICO			4	564	
354 NETHRLNDS	1	135	3	21412	
375 SWEOEN	24	7214	130	130070	
376 SWITZRLND	1	196	2	3499	
400 U STATES	4100	769383	24480	5614385	
	4228	898358	27130	6415770	
RIFLE MAKING MACHINERY					5 559
100 U KINGDOM				150	
400 U STATES		659		50824	
		659		50974	
ROAD MAKING MACHINERY AND PTS					5 560
100 U KINGDOM		866		111039	
327 FRANCE				5925	
347 JAPAN				11904	
381 ALASKA				600	
400 U STATES		800375		3164765	
		801241		3294233	
TRENCH AND DITCH MACH AND PTS					5 561
100 U KINGDOM				8157	
400 U STATES		6618		56901	
		6618		65058	
ROLLERS STREET ROAD AND PARTS	NO				5 562
100 U KINGDOM	6	31065	18	108991	
381 ALASKA	1	354	1	354	
400 U STATES	106	286114	314	933764	
	113	317533	333	1043109	
ROLLS CAST FOR ROLLING STEEL					5 563
100 U KINGDOM				57631	

## IMPORTS INTO CANADA FOR CONSUMPTION

Articles and Countries from which Imported	MONTH OF JUNE 1958		SIX MONTHS ENDED JUNE 1958		Class Number
	Quantities	Values (\$)	Quantities	Values (\$)	
400 U STATES		220508		1107591	
SAWMILL MACHINERY AND PARTS		220508		1165222	5564
305 AUSTRIA				2146	
306 BELGIUM				27857	
335 GERMANY W		30679		94622	
375 SWEDEN		294		27052	
400 U STATES		53586		383502	
SCRAPERS RAILWAY OR ROAD		84559		535179	5565
100 U KINGDOM		27875		52153	
381 ALASKA				5880	
400 U STATES		454204		1373979	
SHOE MACHINERY AND PARTS		482079		1432012	5566
100 U KINGDOM		1842		37998	
317 CZECHO S				124	
318 DENMARK		1538		9727	
327 FRANCE				5888	
335 GERMANY W		1627		15482	
344 ITALY		186		5443	
354 NETHRLNDS				794	
400 U STATES		70577		424431	
ROLLS CAST FOR ROLLING PAPER		75770		499887	5567
100 U KINGDOM		2780		87753	
400 U STATES		94791		456196	
STREET CLEANING MACH AND PARTS		97571		543949	5569
100 U KINGDOM				2047	
400 U STATES		77347		369439	
BEEF SUGAR MACHINERY AND PARTS		77347		371486	5570
100 U KINGDOM		2531		2837	
335 GERMANY W				114	
400 U STATES		65057		163040	
VENEER DRYING MACHINES AND PTS		67588		165991	5571
335 GERMANY W				17348	
400 U STATES				16861	
WATER METERS N O P AND PARTS				34209	5572
100 U KINGDOM	N O	3	1876	101	18854
400 U STATES		7	5113	93	23001
WATER TURBINES AND PARTS		10	6989	194	41855
100 U KINGDOM			53389		99467
327 FRANCE					130848
344 ITALY					5592
375 SWEDEN			36951		134992
400 U STATES			149545		980651
WIRE STITCHER STAPLERS AND PTS		239885		1351550	5574
100 U KINGDOM		1951		13224	
305 AUSTRIA				1285	
335 GERMANY W		1649		2865	
344 ITALY				452	
347 JAPAN				1708	
359 NORWAY				752	
375 SWEDEN		5412		33514	
376 SWITZRLND				128	
400 U STATES		91299		498001	
YARN CORD FABRIC MACH AND PTS		100311		551929	5575
100 U KINGDOM		154360		1092831	
305 AUSTRIA		527		2862	
306 BELGIUM				3591	
317 CZECHO S		338		707	
327 FRANCE		2085		12195	
335 GERMANY W		21143		107902	
344 ITALY		327		40583	
347 JAPAN				1758	
352 MEXICO				7506	
354 NETHRLNDS				1252	
359 NORWAY				144	
375 SWEDEN				3494	
376 SWITZRLND		7510		77979	
390 GERMANY E				415	
400 U STATES		1155130		7501823	
ALL MACHINERY N O P AND PARTS		1341420		8855042	5576
100 U KINGDOM		1354910		5335681	
205 RHOD NYAS				2974	
207 UN SO AFR				2264	
234 AUSTRALIA		678		23725	
236 NEW ZEAL				76	
305 AUSTRIA		109153		329865	
306 BELGIUM		39793		124807	
317 CZECHO S				3258	
318 DENMARK		8792		89315	
327 FRANCE		11445		236515	
335 GERMANY W		145305		1167623	
344 ITALY		83608		229218	
347 JAPAN		20745		77415	
354 NETHRLNDS		12248		69033	
359 NORWAY		1047		5293	



IMPORTS INTO CANADA FOR CONSUMPTION

Articles and Countries from which Imported	MONTH OF JUNE 1958		SIX MONTHS ENDED JUNE 1958		Class Number
	Quantities	Values (\$)	Quantities	Values (\$)	
361 PANAMA				203	
375 SWEDEN		82254		302084	
376 SWITZRLND		41770		247799	
381 ALASKA		97		97	
383 HAWAII				1548	
384 P RICO		16056		53130	
387 VENEZUELA		444		957	
390 GERMANY E		747		807	
400 U STATES		9427488		55050622	
		11356580		63354379	
CIGARETTE CIGAR MACH AND PARTS					5577
100 U KINGDOM		281834		1347696	
207 UN SO AFR				7594	
327 FRANCE				360	
335 GERMANY W		283585		481747	
375 SWEDEN		5448		53160	
376 SWITZRLND				607	
400 U STATES		82827		869937	
		653694		2761101	
VENEER OR PLYWOOD MACH AND PTS					5578
100 U KINGDOM				2478	
335 GERMANY W		1002		22737	
400 U STATES		14909		147989	
		15911		173204	
PURIFIERS FOR FISH OILS					5579
FORGED STEEL ROLLS					5580
100 U KINGDOM		28561		126085	
335 GERMANY W				1130	
400 U STATES		64491		356007	
		93052		483222	
FIXED METERS GAUGES FOR LIQUID					5581
100 U KINGDOM		1902		8222	
335 GERMANY W		1909		6443	
359 NORWAY				416	
400 U STATES		51084		233213	
		54895		248294	
AIR CONDITIONING APPARATUS NOP					5582
100 U KINGDOM		34578		302045	
207 UN SO AFR				5083	
306 BELGIUM				279	
335 GERMANY W		1576		9060	
354 NETHRLNDS		77		77	
375 SWEDEN				959	
376 SWITZRLND		111		682	
400 U STATES		847148		4750662	
		883490		5068847	
DIES IN THE ROUGH					5583
100 U KINGDOM		572		1910	
400 U STATES		4609		33819	
		5181		35729	
BOTTLING MACHINES AND PARTS					5584
100 U KINGDOM		1089		3560	
327 FRANCE				1582	
335 GERMANY W		4117		7872	
400 U STATES		202570		1331138	
		207776		1344152	
BULLDOZERS EARTHMOVERS AND PTS	NO				5585
100 U KINGDOM	6	43887	45	240421	
335 GERMANY W		1085		1447	
344 ITALY				448	
375 SWEDEN				4444	
381 ALASKA		189	1	2139	
400 U STATES	57	1234704	343	6508064	
	63	1279865	389	6756963	
CONVEYING EQUIPMENT AND PARTS					5586
100 U KINGDOM		32589		372317	
207 UN SO AFR				1110	
306 BELGIUM				50021	
327 FRANCE				11469	
335 GERMANY W		20538		312059	
344 ITALY		120		8820	
347 JAPAN		8222		9202	
354 NETHRLNDS				1022	
375 SWEDEN				10941	
376 SWITZRLND		1421		1421	
400 U STATES		542925		2790400	
		605815		3562782	
POWER JACKS AND PARTS	NO				5587
100 U KINGDOM	387	3505	1144	49630	
318 DENMARK			1	84	
335 GERMANY W			7	517	
344 ITALY	3	342	3	342	
354 NETHRLNDS			15	128	
375 SWEDEN	139	848	1116	37011	
400 U STATES	3723	140250	21709	794160	
	4252	144945	23995	881872	
STONE CRUSHING MACH AND PARTS					5588
100 U KINGDOM		630		35125	
306 BELGIUM				864	
335 GERMANY W				3088	
400 U STATES		409036		1667444	
		409666		1706521	
WOODWORKING MACH AND PARTS NOP					5589
100 U KINGDOM		16652		204923	
305 AUSTRIA				905	

## IMPORTS INTO CANADA FOR CONSUMPTION

Articles and Countries from which Imported	MONTH OF JUNE 1958		SIX MONTHS ENDED JUNE 1958		Class Number
	Quantities	Values (\$)	Quantities	Values (\$)	
306 BELGIUM		2117		7174	
318 DENMARK		290		290	
335 GERMANY W		10818		81332	
344 ITALY				4326	
347 JAPAN		513		2446	
359 NORWAY				231	
375 SWEDEN		2709		10613	
376 SWITZRLND				36265	
400 U STATES		358849		2245887	
AIR CONDITIONERS ROOM SIZE		391948		2594392	
100 U KINGDOM	NO		66	2348	5590
400 U STATES		1315	10745	1633462	
		1315	10811	1635810	
FRONT END LOADERS SHOVELS PTS	NO				5591
100 U KINGDOM	1	4941	44	29568	
347 JAPAN		1795		1795	
400 U STATES	66	1191993	295	4365807	
	67	1198729	339	4397170	
SPRINGS FOR RAILWAY VEHICLES					5592
400 U STATES		16141		74207	
		16141		74207	
SPRINGS FOR OTHER VEHICLES					5593
400 U STATES		3820		18942	
		3820		18942	
SPRINGS FOR FURNITURE					5594
354 NETHRLNDS		429		429	
400 U STATES		5700		41584	
		6129		42013	
SPRINGS FOR CLOCKS					5595
100 U KINGDOM				392	
335 GERMANY W				234	
400 U STATES		162		2837	
		162		3463	
BATHS BATHTUBS IRON OR STEEL					5600
100 U KINGDOM		1697		1979	
335 GERMANY W		13993		41876	
400 U STATES		87885		548910	
		103575		592765	
BASINS CLOSETS SINKS					5601
100 U KINGDOM		8647		57166	
335 GERMANY W		2689		12351	
375 SWEDEN		5239		35742	
400 U STATES		91831		645428	
		108406		750687	
CONTAINERS TINPLATE FOR FOOD					5602
400 U STATES		194905		836029	
		194905		836029	
CONTAINERS TINPLATE N O P					5603
100 U KINGDOM		9352		28501	
335 GERMANY W		160		1139	
354 NETHRLNDS				2533	
376 SWITZRLND				466	
400 U STATES		334502		1449708	
		344014		1482347	
HOLLOW WARE ENAMELLED IRON					5604
100 U KINGDOM		523		4756	
306 BELGIUM		862		4718	
318 DENMARK		203		7027	
327 FRANCE				1168	
335 GERMANY W		2061		3531	
354 NETHRLNDS		1483		5233	
359 NORWAY				113	
375 SWEDEN		100		828	
376 SWITZRLND				197	
400 U STATES		21370		119089	
		26602		146660	
HOLLOW WARE IRON N O P					5605
100 U KINGDOM		3988		42418	
318 DENMARK		857		2570	
327 FRANCE		1730		3459	
335 GERMANY W		319		11755	
344 ITALY				90	
347 JAPAN		3939		24735	
354 NETHRLNDS		82		576	
359 NORWAY				166	
375 SWEDEN		75		5621	
376 SWITZRLND				61	
400 U STATES		200189		1510762	
		211179		1602213	
KITCHEN DAIRY HOLLOW WARE TIN					5606
100 U KINGDOM		890		1357	
335 GERMANY W		3325		32629	
347 JAPAN		88		8691	
400 U STATES		7955		60047	
		12258		102724	
MFRS OF TIN AND TINPLATE N O P					5607
100 U KINGDOM		7214		35137	
225 TRINIDAD				162	
327 FRANCE				2190	
335 GERMANY W		1242		10463	
344 ITALY				169	
347 JAPAN				1392	
352 MEXICO				301	
354 NETHRLNDS				2291	
359 NORWAY		161		523	

IMPORTS INTO CANADA FOR CONSUMPTION

Articles and Countries from which Imported	MONTH OF JUNE 1958		SIX MONTHS ENDED JUNE 1958		Class Number
	Quantities	Values (\$)	Quantities	Values (\$)	
381 ALASKA		82		82	
400 U STATES		481267		1917615	
ANVILS AND VISES		489966		1970325	5621
100 U KINGDOM		18573		92113	
317 CZECHO S				246	
335 GERMANY W		535		4366	
347 JAPAN		582		1848	
354 NETHRLNDS				159	
400 U STATES		13336		80683	
AUGERS BITS AND DRILLS		33026		179415	5622
100 U KINGDOM		49299		418802	
234 AUSTRALIA		10240		53574	
305 AUSTRIA		242		9450	
318 DENMARK		74		6658	
327 FRANCE		1951		12569	
335 GERMANY W		22410		104383	
344 ITALY				10255	
347 JAPAN		3517		13495	
354 NETHRLNDS		341		3238	
360 ISRAEL		2238		2238	
375 SWEDEN		13446		54108	
376 SWITZRLND		208		701	
384 P RICO		340		340	
400 U STATES		87280		495303	
AXES		191586		1185114	5623
100 U KINGDOM	DOZ		700	7953	
335 GERMANY W	50	505	545	5862	
347 JAPAN			5	62	
375 SWEDEN	639	7812	2730	34753	
400 U STATES	121	1804	207	3653	
FILES N O P AND RASPS		810	4187	52283	5624
100 U KINGDOM	DOZ	3975	15429	58444	
335 GERMANY W		1524	8097	19362	
344 ITALY			287	400	
347 JAPAN	50	97	96	168	
354 NETHRLNDS			14	101	
366 PORTUGAL			1322	2987	
375 SWEDEN	2021	6501	5896	20393	
376 SWITZRLND			90	618	
400 U STATES	4570	33100	31759	210924	
HACK SAW BLADES		12140	62990	313397	5625
100 U KINGDOM		5469		63320	
234 AUSTRALIA				2166	
305 AUSTRIA		366		366	
335 GERMANY W		4525		9146	
344 ITALY				690	
347 JAPAN				289	
359 NORWAY				259	
375 SWEDEN		496		6408	
400 U STATES		10595		55367	
SAWS N O P		21451		138011	5626
100 U KINGDOM		5365		36466	
305 AUSTRIA				273	
317 CZECHO S		955		955	
318 DENMARK		414		1397	
335 GERMANY W		14843		60154	
344 ITALY		101		251	
347 JAPAN		1988		11106	
359 NORWAY				3315	
375 SWEDEN		15178		42727	
376 SWITZRLND				1104	
400 U STATES		18751		118441	
WRENCHES		57595		276189	5627
100 U KINGDOM		10100		27258	
318 DENMARK				620	
335 GERMANY W		27804		214281	
344 ITALY		686		13940	
347 JAPAN		7018		24545	
375 SWEDEN		62		2749	
376 SWITZRLND		104		257	
400 U STATES		203863		1085311	
ADZES CLEAVERS HATCHETS PLANES		249637		1368961	5628
100 U KINGDOM		12380		95202	
234 AUSTRALIA				3264	
305 AUSTRIA		1560		1560	
317 CZECHO S				2204	
327 FRANCE				889	
335 GERMANY W		26691		160157	
344 ITALY				2776	
347 JAPAN		1538		11317	
354 NETHRLNDS				124	
375 SWEDEN		8052		44657	
376 SWITZRLND				655	
381 ALASKA		69		69	
400 U STATES		74588		483671	
		124878		806545	

## IMPORTS INTO CANADA FOR CONSUMPTION

Articles and Countries from which Imported	MONTH OF JUNE 1958		SIX MONTHS ENDED JUNE 1958		Class Number
	Quantities	Values (\$)	Quantities	Values (\$)	
ENGINEERS PRECISION TOOLS					5629
100 U KINGDOM		47423		203904	
207 UN SO AFR		1248		1248	
234 AUSTRALIA				1520	
306 BELGIUM				12812	
318 DENMARK		1497		4854	
327 FRANCE		668		2116	
335 GERMANY W		33328		242208	
344 ITALY		556		3294	
347 JAPAN		11412		70107	
354 NETHRLNDS				661	
375 SWEDEN		20721		29229	
376 SWITZRLND		23337		126127	
390 GERMANY E		104		104	
400 U STATES		601095		2857796	
		741389		3555980	
TOOLS N O P					5630
100 U KINGDOM		50091		358679	
231 HONG KONG		556		780	
234 AUSTRALIA		791		1702	
305 AUSTRIA		318		7075	
306 BELGIUM				108	
317 CZECHO S		395		3399	
318 DENMARK				351	
327 FRANCE		2069		14101	
335 GERMANY W		34836		219950	
344 ITALY		1508		8920	
347 JAPAN		10099		82365	
354 NETHRLNDS				799	
359 NORWAY				1952	
375 SWEDEN		2323		25768	
376 SWITZRLND		4764		15346	
387 VENEZUELA		157		157	
400 U STATES		869233		3403921	
		977140		4145373	
FILES MANICURE					5631
100 U KINGDOM		910		5095	
327 FRANCE				406	
335 GERMANY W		794		8182	
400 U STATES		1635		9007	
		3339		22690	
TOOLS FOR USE IN MACHINES					5632
100 U KINGDOM		83320		451126	
234 AUSTRALIA		453		4592	
305 AUSTRIA		753		5217	
306 BELGIUM				1098	
318 DENMARK		158		958	
326 FINLAND		400		500	
327 FRANCE		122		353	
335 GERMANY W		15268		61788	
344 ITALY		2608		3832	
354 NETHRLNDS		172		2826	
375 SWEDEN		4131		24317	
376 SWITZRLND		1518		12697	
400 U STATES		775238		4332485	
		884141		4901789	
AUTOMOBILES FREIGHT NEW	NO				5641
100 U KINGDOM	129	171943	596	731748	
327 FRANCE	3	1833	3	1833	
335 GERMANY W	295	289700	1271	1247802	
400 U STATES	388	1981626	2236	10439074	
	815	2445102	4106	12420457	
AUTOS PASS NEW UNDER 1200 DOL	NO				5642
100 U KINGDOM	2567	2596571	17120	17211643	
317 CZECHO S	87	68218	181	132463	
327 FRANCE	294	246658	1284	1091644	
335 GERMANY W	2315	1720359	13458	10146860	
344 ITALY	147	115084	224	177660	
400 U STATES			49	43603	
	5410	4746890	32316	28803873	
AUTOS PASS NEW 1200 TO 2100 DOL	NO				5643
100 U KINGDOM	1554	2084451	6311	8617770	
327 FRANCE	22	30526	26	36770	
335 GERMANY W	297	417416	1550	2276815	
344 ITALY	1	1292	1	1292	
375 SWEDEN	22	27693	92	115350	
400 U STATES	666	1087109	3087	5015375	
	2562	3648487	11067	16063372	
AUTOS PASS NEW N O P	NO				5644
100 U KINGDOM	61	177979	317	915827	
327 FRANCE	1	2158	1	2158	
335 GERMANY W	15	54595	137	384929	
344 ITALY	4	9391	6	15862	
400 U STATES	719	2251533	6761	21811689	
	800	2495656	7222	23130465	
MOTOR OMNIBUSES NEW	NO				5645
100 U KINGDOM	3	7633	3	7633	
335 GERMANY W	34	43806	291	354552	
400 U STATES	33	532532	173	2979376	
	70	583971	467	3341561	
PARTS OF MOTOR BUS BODIES					5646
100 U KINGDOM				2997	
335 GERMANY W		723		9185	
354 NETHRLNDS				164	
400 U STATES		571842		2991984	
		572565		3004330	

IMPORTS INTO CANADA FOR CONSUMPTION

107

Articles and Countries from which Imported	MONTH OF JUNE 1958		SIX MONTHS ENDED JUNE 1958		Class Number	
	Quantities	Values (\$)	Quantities	Values (\$)		
AXLES BRAKES CLUTCHES TRUCK					5648	
100 U KINGDOM		30614		64013		
335 GERMANY W		695		22897		
375 SWEDEN		50		50		
381 ALASKA				267		
400 U STATES		1557311		9272157		
		1588670		9359384		
AUTOMOBILE PARTS					5650	
N O P						
100 U KINGDOM		310017		1978776		
234 AUSTRALIA		397		3490		
306 BELGIUM				8497		
317 CZECHO S		1001		11849		
327 FRANCE		9373		34275		
335 GERMANY W		81101		811881		
344 ITALY		4045		11627		
347 JAPAN		172		6145		
354 NETHRLNDS		377		2215		
375 SWEDEN		8200		27990		
381 ALASKA		60		680		
384 P RICO				2018		
400 U STATES		18569071		117736794		
		18983814		120636237		
BICYCLES					5651	
N O P						
100 U KINGDOM	5474	105875	74855	1496562		
317 CZECHO S	1098	9430	3545	33686		
335 GERMANY W	279	2836	1184	12898		
344 ITALY	7	517	513	12120		
354 NETHRLNDS	349	5728	740	11478		
375 SWEDEN	4	162	4	162		
376 SWITZRLND	325	1917	400	2812		
400 U STATES	242	3346	1045	14191		
	7785	129811	82286	1583909		
BICYCLE AND TRICYCLE PARTS					5652	
100 U KINGDOM		45205		313177		
317 CZECHO S		128		3980		
327 FRANCE				242		
335 GERMANY W		9777		53869		
344 ITALY				438		
347 JAPAN				3534		
354 NETHRLNDS				435		
375 SWEDEN		1744		11249		
400 U STATES		2322		17206		
		59176		404130		
CARS RAILWAY BOX AND FLAT					5653	
400 U STATES						
CARS RAILWAY PASSENGER					5654	
400 U STATES						
CARS RAILWAY TANK					5655	
400 U STATES						
CARS RAILWAY N O P					5656	
100 U KINGDOM						
400 U STATES						
CARS RAILWAY PARTS OF					5657	
100 U KINGDOM						
335 GERMANY W		21568		26113		
376 SWITZRLND		2432		177470		
400 U STATES		258564		2432		
		282564		2482258		
				2688273		
MOTOR RAIL CARS AND PARTS					5658	
100 U KINGDOM		201	4	9009		
381 ALASKA				124		
400 U STATES		20790	5	468558		
		20991	9	477691		
MOTOR CYCLES SIDE CARS AND PTS					5660	
100 U KINGDOM	112	60182	975	491344		
220 BERMUDA	1	215	1	215		
305 AUSTRIA				69		
317 CZECHO S	64	7124	125	20240		
327 FRANCE	3	455	28	2750		
335 GERMANY W	52	10897	716	143173		
344 ITALY	52	17464	290	74562		
347 JAPAN			11	2032		
375 SWEDEN	1	125	1	125		
400 U STATES	107	87232	274	269848		
	392	183694	2421	1004358		
MOTOR VEHICLES N O P						5661
100 U KINGDOM	1	687	20	34266		
207 UN SO AFR			1	1444		
306 BELGIUM			2	2873		
312 CHILE			1	1081		
327 FRANCE	1	1106	4	4530		
335 GERMANY W	6	7845	22	21429		
354 NETHRLNDS	1	250	3	2650		
359 NORWAY			1	305		
375 SWEDEN			1	1625		
376 SWITZRLND			1	100		
400 U STATES	185	427884	768	1543650		
	194	437772	824	1613953		
TRACTION ENGINES					5663	
N O P AND PARTS						
400 U STATES						

## IMPORTS INTO CANADA FOR CONSUMPTION

Articles and Countries from which Imported	MONTH OF JUNE 1958		SIX MONTHS ENDED JUNE 1958		Class Number
	Quantities	Values (\$)	Quantities	Values (\$)	
TRICYCLES N O P					
100 U KINGDOM	NO		51	969	5664
335 GERMANY W			150	1547	
344 ITALY			4	228	
347 JAPAN			75	286	
400 U STATES	2535	8108	8953	34583	
	2535	8108	9233	37613	
FACTORY WAREHOUSE TRUCKS MOTOR					
100 U KINGDOM	NO	2445	1	5715	5672
400 U STATES	27	101029	135	508131	
	27	103474	136	513846	
FORK LIFT TRUCKS AND PARTS					
100 U KINGDOM	NO		34	129013	5674
347 JAPAN	2	11429	9	8567	
375 SWEDEN	9	8567	10	4718	
381 ALASKA	2	3000	2	3000	
400 U STATES	106	584859	733	3799096	
	119	607855	788	3944394	
ROLLER BEARINGS AND PARTS NOP					
100 U KINGDOM		20468		222703	5680
305 AUSTRIA		877		6340	
327 FRANCE				312	
335 GERMANY W		8137		119917	
344 ITALY		1530		8606	
354 NETHRLNDS		99		99	
375 SWEDEN		17476		254068	
376 SWITZRLND				1697	
400 U STATES		360219		2607675	
		408806		3221417	
ANCHORS FOR VESSELS					
100 U KINGDOM	CWT	739	1391	22817	5681
400 U STATES		10054	1621	51006	
		317		10006	
		1056	3012	73823	
BALL AND ROLR BRNGS FOR AUTOS					
100 U KINGDOM		28641		138264	5682
317 CZECHO S				762	
327 FRANCE				3136	
335 GERMANY W		103		90469	
354 NETHRLNDS				816	
375 SWEDEN		246		4816	
400 U STATES		241085		1392433	
		270075		1630696	
BALLS ROLLERS FOR BEARINGS					
100 U KINGDOM		545		1686	5683
305 AUSTRIA				1217	
327 FRANCE		2466		7764	
335 GERMANY W		1827		14534	
347 JAPAN				1365	
375 SWEDEN		1974		31560	
400 U STATES		25223		121736	
		32035		179862	
BURNISHING BALLS					
335 GERMANY W				2745	5684
400 U STATES		555		10716	
		555		13461	
BALL BEARINGS AND PARTS N O P					
100 U KINGDOM		48926		348380	5685
305 AUSTRIA		2472		39974	
327 FRANCE				229	
335 GERMANY W		20104		110776	
344 ITALY		5572		35711	
354 NETHRLNDS				121	
375 SWEDEN		13264		107866	
376 SWITZRLND		93		1632	
400 U STATES		298409		2309747	
		388840		2954436	
BOTTLES STEEL FOR GAS					
100 U KINGDOM		4095		9184	5686
220 BERMUDA		1640		5290	
224 JAMAICA				128	
227 BAHAMAS				500	
375 SWEDEN		679		2162	
381 ALASKA				120	
400 U STATES		139197		548843	
		145611		566227	
BAYONETS SWORDS FOILS MASKS					
100 U KINGDOM		838		5573	5687
327 FRANCE				286	
335 GERMANY W		911		2635	
400 U STATES		596		4290	
		2345		12784	
GALVANIZED RANGE BOILERS					
100 U KINGDOM	NO	2796	12365	115622	5689
400 U STATES		427	1667	25270	
		3223	14032	140892	
DRUMS CYLINDERS BARRELS TANKS					
100 U KINGDOM		5658		25624	5690
220 BERMUDA				1590	
335 GERMANY W				264	
375 SWEDEN				1063	
381 ALASKA		1057		2915	
400 U STATES		171674		1311413	
		178389		1342869	
FRAMES FOR PURSES RETICULES					
100 U KINGDOM		8519		43579	5691
305 AUSTRIA		149		1615	

IMPORTS INTO CANADA FOR CONSUMPTION

Articles and Countries from which Imported	MONTH OF JUNE 1958		SIX MONTHS ENDED JUNE 1958		Class Number
	Quantities	Values (\$)	Quantities	Values (\$)	
306 BELGIUM		1605		13915	
327 FRANCE				510	
335 GERMANY W		10213		49167	
344 ITALY		395		2725	
372 SPAIN		65		6033	
400 U STATES		10490		67195	
FURNITURE OF METAL		31436		184739	
100 U KINGDOM		17028		165215	5692
231 HONG KONG		57		6428	
318 DENMARK		1631		6436	
327 FRANCE		160		11963	
335 GERMANY W		3756		15257	
344 ITALY		1045		8639	
347 JAPAN		279		4059	
353 MOROCCO		448		448	
354 NETHRLNDS		741		5471	
359 NORWAY		664		2263	
375 SWEDEN		16040		22365	
376 SWITZRLNO		107		731	
388 YUGO SLAV				706	
400 U STATES		621868		4284929	
MATERIALS FOR BUOYS		663824		4534910	
375 SWEODN				26461	5693
400 U STATES		3952		61745	
GOLF SHAFTS OF SEAMLESS STEEL		3952		88206	
100 U KINGDOM	NO	14365	10897	153219	123107
400 U STATES		450	777	5384	5284
MATERIALS FOR RIFLES		14815	11674	158603	128391
400 U STATES				11457	5695
METAL PARTS FOR SHOTGUNS				11457	5696
GUN BARRELS ROUGH BORED				355	5697
400 U STATES				355	
GUNS RIFLES AIR GUNS FIREARMS					5698
100 U KINGDOM		1971		45659	
305 AUSTRIA				132	
306 BELGIUM		1227		3588	
317 CZECHO S		89		1339	
326 FINLAND				87	
327 FRANCE		101		1559	
335 GERMANY W		3360		23567	
344 ITALY		969		6020	
354 NETHRLNDS				3468	
359 NORWAY				59	
372 SPAIN		1676		6204	
375 SWEODN				229	
376 SWITZRLND				1700	
400 U STATES		50340		366578	
GUNS NOT MADE IN CANADA		59733		460189	5699
100 U KINGDOM		6853		68539	
305 AUSTRIA				2064	
306 BELGIUM		2536		59176	
317 CZECHO S				2642	
318 DENMARK				1847	
326 FINLAND				296	
327 FRANCE		1776		6792	
335 GERMANY W		16723		41787	
344 ITALY		3238		10595	
359 NORWAY				22915	
372 SPAIN		792		9689	
375 SWEODN		20391		40326	
376 SWITZRLND		2040		5185	
390 GERMANY E				229	
400 U STATES		265785		741535	
KNIFE FORK SCISSORS BLANKS		320134		1013617	
100 U KINGDOM				6091	5700
400 U STATES		10403		73409	
METAL PARTS LOOSELEAF BINDERS		10403		79500	
100 U KINGDOM		9260		52554	5701
305 AUSTRIA				717	
335 GERMANY W				287	
347 JAPAN		669		669	
375 SWEDEN				497	
400 U STATES		23371		209129	
MAGIC LANTERNS AND SLIDES		33300		263853	
100 U KINGDOM		435		5213	5702
231 HONG KONG				138	
234 AUSTRALIA		2852		5692	
327 FRANCE				211	
335 GERMANY W		74		6160	
347 JAPAN				15192	
376 SWITZRLNO				1281	
400 U STATES		99085		506352	
PRESSED STEEL BELT PULLEYS		102446		540239	
100 U KINGDOM		1388		6001	5703

## IMPORTS INTO CANADA FOR CONSUMPTION

Articles and Countries from which Imported	MONTH OF JUNE 1958		SIX MONTHS ENDED JUNE 1958		Class Number
	Quantities	Values (\$)	Quantities	Values (\$)	
234 AUSTRALIA				1382	
400 U STATES		19131		96133	
RAILWAY TIES FISH PLATES IRON		20519		103516	5704
100 U KINGDOM	CWT 5480	40493	5480	40493	
306 BELGIUM	34	204	34	204	
335 GERMANY W			42	224	
400 U STATES	3476	42179	30662	300214	
RAILWAY INTERSECTION LAYOUTS	8990	82876	36218	341135	5705
100 U KINGDOM		12436		12551	
335 GERMANY W				245	
400 U STATES		3044		31478	
SAFES AND DOORS FOR VAULTS		15480		44274	5706
100 U KINGDOM		14097		97737	
359 NORWAY		1156		4536	
400 U STATES		89220		481563	
STEEL WOOL		104473		583836	5708
100 U KINGDOM				2571	
318 DENMARK				150	
335 GERMANY W		135		746	
400 U STATES		11473		93647	
LATH OF IRON OR STEEL		11608		97114	5709
100 U KINGDOM	CWT 951	10017	6091	70084	
400 U STATES	617	7784	2157	25509	
VALVES IRON OR STEEL N O P	1568	17801	8248	95593	5713
100 U KINGDOM		104794		536736	
318 DENMARK		58		1755	
327 FRANCE		102		102	
335 GERMANY W		398		11690	
344 ITALY				4409	
347 JAPAN		686		686	
354 NETHRLNDS		6996		15646	
375 SWEDEN		3197		20655	
400 U STATES		908065		5701733	
MANUFACTURES OF IRON STEEL N O P		1024296		6293412	5714
100 U KINGDOM		476116		3758402	
207 UN SO AFR		2185		10760	
208 BSA OTHER				93	
215 INDIA		930		1226	
216 PAKISTAN				107	
225 TRINIDAD				1492	
231 HONG KONG		3978		25075	
234 AUSTRALIA		3640		4729	
236 NEW ZEAL		3032		3032	
305 AUSTRIA		3952		10280	
306 BELGIUM		10325		35813	
317 CZECHO S				113	
318 DENMARK		1715		5916	
327 FRANCE		5604		44762	
335 GERMANY W		69067		410025	
344 ITALY		76303		338963	
347 JAPAN		55867		195174	
352 MEXICO				137	
354 NETHRLNDS		7276		28086	
359 NORWAY		8524		16846	
360 ISRAEL		511		639	
375 SWEDEN		5565		137774	
376 SWITZRLND		1221		13179	
384 P RICO		73		2232	
387 VENEZUELA				64	
389 IRELAND		299		410	
390 GERMANY E		196		196	
400 U STATES		5741572		30813894	
COOKING STOVES COAL OR WOOD		6477951		35859419	5715
100 U KINGDOM	NO		6	544	
400 U STATES	17	690	414	14888	
COOKING STOVES ELEC OVER 25DOL		690	420	15432	5716
100 U KINGDOM	NO		7	3066	
400 U STATES	708	82306	3163	389506	
COOKING STOVES GAS OVER 10 DOL		82306	3170	392572	5717
100 U KINGDOM	NO		6	221	
400 U STATES	3442	268146	13522	1066465	
COOKING STOVES OIL OVER 10 DOL		268146	13528	1066686	5718
100 U KINGDOM	NO		760	26633	
400 U STATES	98	2514	760	26633	
FURNACES DOMESTIC HOT WATER				89	5719
100 U KINGDOM					
400 U STATES		27251		183652	
FURNACES DOMESTIC WARM AIR		27251		183741	5720
100 U KINGDOM	NO				
400 U STATES	2667	315312	12499	1456334	
OIL BURNERS		315312	12499	1456334	5721
100 U KINGDOM	NO				
400 U STATES	33	5760	526	50964	
	33	5760	526	50964	



IMPORTS INTO CANADA FOR CONSUMPTION

Articles and Countries from which Imported	MONTH OF JUNE 1958		SIX MONTHS ENDED JUNE 1958		Class Number
	Quantities	Values (\$)	Quantities	Values (\$)	
RADIATORS CAST IRON	SQ FT				5722
ELECTRIC COOKING APPARATUS NOP					5723
100 U KINGDOM		9026		45780	
305 AUSTRIA				795	
327 FRANCE				941	
335 GERMANY W		628		1408	
344 ITALY				322	
347 JAPAN				502	
376 SWITZRLND		90		431	
400 U STATES		245556		1313029	
		256300		1363208	
HEATING COOKING APPARATUS NOP					5724
100 U KINGDOM		1302		11010	
305 AUSTRIA				1020	
317 CZECHO S				1034	
327 FRANCE		1147		1147	
335 GERMANY W				4063	
344 ITALY		2434		2434	
347 JAPAN				526	
354 NETHRLNDS		385		385	
375 SWEDEN		262		4250	
376 SWITZRLND		350		492	
400 U STATES		389986		2035594	
		395866		2061955	
PARTS HEATING AND COOKING APP					5725
100 U KINGDOM		513		9735	
327 FRANCE		534		2104	
335 GERMANY W		425		974	
347 JAPAN				168	
354 NETHRLNDS				204	
375 SWEDEN				1450	
400 U STATES		1142391		6359256	
		1143863		6373891	
OVENS COMMERCIAL BAKERY					5726
100 U KINGDOM		8869		9553	
400 U STATES		78767		319788	
		87636		329341	
GAS STOVE THERMOSTATS LIGHTERS					5727
400 U STATES		10801		45865	
		10801		45865	
HEATERS OIL 20 DOLLARS OR OVER	NO				5728
100 U KINGDOM	6	128	34	875	
400 U STATES	1407	69981	8093	420700	
	1413	70109	8127	421575	
METAL STAMPINGS FOR BATHTUBS	CWT				5729
400 U STATES	10136	165504	61692	1026319	
	10136	165504	61692	1026319	
INDUSTRIAL FURNACES AND PARTS					5730
100 U KINGDOM		116354		167211	
306 BELGIUM				49246	
335 GERMANY W				15182	
344 ITALY				7936	
354 NETHRLNDS				39512	
375 SWEDEN		1487		3943	
400 U STATES		207430		1229025	
		325271		1512055	
RANGE OIL BURNERS	NO				5731
400 U STATES	175	6517	738	26147	
	175	6517	738	26147	
WATER HEATER PARTS					5733
100 U KINGDOM				5032	
335 GERMANY W				714	
400 U STATES		28292		246179	
		28292		251925	
WATER HEATERS GAS	NO				5734
100 U KINGDOM	72	2899	258	11129	
335 GERMANY W	15	841	40	2257	
354 NETHRLNDS			12	129	
400 U STATES	2462	131235	13028	695229	
	2549	134975	13338	708744	
WATER HEATERS ELECTRIC	NO				5735
100 U KINGDOM			442	5767	
335 GERMANY W	173	573	717	2798	
400 U STATES	1411	57534	8273	366705	
	1584	58107	9432	375270	
WATER HEATERS N O P	NO				5736
100 U KINGDOM	2	1442	7	1934	
400 U STATES	96	6119	1714	114924	
	98	7561	1721	116858	
HOUSEHOLD SCALES AND PTS	NO				5737
100 U KINGDOM	108	615	435	1659	
335 GERMANY W	942	2120	3212	5649	
400 U STATES	12348	42325	72158	261072	
	13398	45060	75805	268380	
SCALES BALANCES PARTS N O P					5738
100 U KINGDOM		8714		36660	
306 BELGIUM		257		6230	
318 DENMARK				578	
335 GERMANY W		3847		54335	
347 JAPAN				813	
354 NETHRLNDS		2855		11184	
375 SWEDEN		3006		5214	
376 SWITZRLND		4465		87504	
400 U STATES		155247		1176028	
		178391		1378546	

## IMPORTS INTO CANADA FOR CONSUMPTION

Articles and Countries from which Imported	MONTH OF JUNE 1958		SIX MONTHS ENDED JUNE 1958		Class Number
	Quantities	Values (\$)	Quantities	Values (\$)	
<u>GROUP 6</u>					
NONFERROUS METALS AND PRODUCTS					
ALUMINA AND BAUXITE N O P	CWT				6 0 0 1
100 U KINGDOM			34	525	
221 B GUIANA	211687	229119	967562	1022877	
356 SURINAM	103125	89793	624450	598917	
400 U STATES	18568	75546	83245	220284	
	333380	394458	1675291	1842603	
BAUXITE ALUMINA FOR REFINING	CWT				6 0 0 2
221 B GUIANA	4214369	1146432	5089873	1363561	
224 JAMAICA	661163	2096161	3761087	11926720	
327 FRANCE			58315	215610	
328 FR AFRICA	969534	263868	1749743	476808	
356 SURINAM	335687	101753	2185591	639720	
400 U STATES			21	319	
	6180753	3608214	12844630	14622738	
CRYOLITE OR KRYOLITE	CWT				6 0 0 3
318 DENMARK			46269	454280	
400 U STATES	50	689	718	9402	
	50	689	46987	463682	
ALUMINUM PIGS INGOTS BLOCKS	CWT				6 0 0 4
100 U KINGDOM			76	2995	
400 U STATES	13186	307251	14760	350913	
	13186	307251	14836	353908	
ALUMINUM SCRAP	CWT				6 0 0 5
400 U STATES	275	5438	1051	17162	
	275	5438	1051	17162	
ALUMINUM ANGLES CHANNELS BEAMS	CWT				6 0 0 6
100 U KINGDOM	1192	61498	3352	154523	
335 GERMANY W			3	515	
400 U STATES	1046	84694	5948	394480	
	2238	146192	9303	549518	
ALUMINUM BAR ROD AND WIRE RODS	CWT				6 0 0 7
100 U KINGDOM	35	2038	2053	93338	
306 BELGIUM			24	1190	
327 FRANCE	6	159	6	159	
335 GERMANY W			3	171	
376 SWITZRLNO	98	3589	170	6378	
389 IRELAND			100	2850	
400 U STATES	1192	51431	4492	220431	
	1331	57217	6848	324517	
ALUMINUM LEAF OR FOIL					6 0 0 9
100 U KINGDOM		14386		192335	
335 GERMANY W		52		3601	
344 ITALY				3064	
354 NETHRLNDS				454	
376 SWITZRLND		1065		1065	
400 U STATES		40421		260767	
		55924		461286	
ALUMINUM PIPES AND TUBES	CWT				6 0 1 0
100 U KINGDOM	133	8568	2796	147348	
335 GERMANY W			4	238	
400 U STATES	260	21013	2269	222394	
	393	29581	5069	369980	
ALUMINUM PLATES SHEETS STRIPS	CWT				6 0 1 1
100 U KINGDOM	1934	73651	11297	450820	
305 AUSTRIA	122	3936	345	11667	
335 GERMANY W			11	373	
354 NETHRLNDS	1101	36116	5257	186205	
376 SWITZRLND			231	8803	
400 U STATES	2497	169929	25366	1614349	
	5654	283632	42507	2272217	
ALUMINUM POWDER AND PASTE	LB				6 0 1 2
100 U KINGDOM	18812	5299	55062	16104	
400 U STATES	9755	6143	36457	21771	
	28567	11442	91519	37875	
ALUMINUM WIRE AND CABLE	CWT				6 0 1 3
100 U KINGDOM	5933	210395	13551	486026	
400 U STATES	73	5393	1397	62729	
	6006	215788	14948	548755	
ALUMINUM HOUSEHOLD HOLLOW WARE					6 0 1 4
100 U KINGDOM		5970		31976	
231 HONG KONG				491	
306 BELGIUM				72	
327 FRANCE				75	
335 GERMANY W		1120		3992	
344 ITALY		6676		40172	
347 JAPAN		506		14367	
354 NETHRLNDS		400		1779	
372 SPAIN				3252	
376 SWITZRLND		9980		13386	
400 U STATES		107300		727797	
		131952		837359	
ALUMINUM MANUFACTURES N O P					6 0 1 5
100 U KINGDOM		120857		401018	
231 HDNG KONG				697	
305 AUSTRIA				65	
318 DENMARK		70		1082	
327 FRANCE		68		3178	
335 GERMANY W		9882		38700	
344 ITALY		3930		23427	

IMPORTS INTO CANADA FOR CONSUMPTION

Articles and Countries from which Imported	MONTH OF JUNE 1958		SIX MONTHS ENDED JUNE 1958		Class Number
	Quantities	Values (\$)	Quantities	Values (\$)	
347 JAPAN		15469		65057	
354 NETHRLNDS		524		2963	
375 SWEDEN		954		3534	
376 SWITZRLND		2044		18332	
400 U STATES		1280928		5900315	
		1434726		6458368	
BRASS IN BLOCKS INGOTS OR PIGS	CWT				6021
400 U STATES			24	1159	
			24	1159	
BRASS SCRAP	CWT				6022
352 MEXICO	104	1650	104	1650	
400 U STATES	6460	107600	6703	111825	
	6564	109250	6807	113475	
BRASS IN BARS AND RODS	CWT				6023
100 U KINGDOM	1746	41053	7842	181562	
306 BELGIUM			31	1218	
335 GERMANY W	897	27812	969	30841	
400 U STATES	115	6670	1119	58197	
	2758	75535	9961	271818	
BRASS IN STRIPS SHEETS PLATES	CWT				6024
100 U KINGDOM	2712	70994	14847	410444	
306 BELGIUM			343	9756	
335 GERMANY W			40	1630	
347 JAPAN	20	532	30	967	
400 U STATES	177	10237	1182	74403	
	2909	81763	16442	497200	
BRASS TUBING	CWT				6025
100 U KINGDOM	235	8774	474	18688	
306 BELGIUM			23	1200	
335 GERMANY W	136	8628	444	35594	
376 SWITZRLND	14	1541	16	1746	
400 U STATES	2460	106136	7136	445864	
	2845	125079	8093	503092	
METAL CAPS FOR ELEC BATTERIES					6026
400 U STATES		5735		29003	
		5735		29003	
BRASS HAND PUMPS N O P					6030
100 U KINGDOM				223	
400 U STATES		535		7337	
		535		7560	
BRASS VALVES PLATED OR NOT					6031
100 U KINGDOM		24077		88249	
318 DENMARK		4661		22046	
335 GERMANY W		3636		13089	
344 ITALY		19784		76968	
347 JAPAN		193		11341	
360 ISRAEL				289	
375 SWEDEN		12053		38786	
400 U STATES		284277		1941109	
		348681		2191877	
BRASS METERS AND PARTS					6032
100 U KINGDOM		3735		31598	
400 U STATES		34360		224538	
		38095		256136	
BRASS WIRE N D P	LB				6033
100 U KINGDOM	45595	11011	169731	50942	
335 GERMANY W			2000	1372	
354 NETHRLNDS			1098	325	
400 U STATES	2615	1836	29579	22186	
	48210	12847	202408	74825	
BRASS WIRE CLOTH OR WOVEN WIRE					6034
100 U KINGDOM				1733	
305 AUSTRIA				707	
327 FRANCE				723	
335 GERMANY W				3423	
344 ITALY				108	
347 JAPAN		109		6300	
354 NETHRLNDS				626	
400 U STATES		285		15634	
		394		29254	
BRASS MANUFACTURES N O P					6035
100 U KINGDOM		50491		383667	
215 INDIA		884		10387	
225 TRINIDAD				50	
231 HONG KONG		1164		20878	
234 AUSTRALIA				1992	
305 AUSTRIA		121		1415	
306 BELGIUM		421		1298	
318 DENMARK		3185		6822	
327 FRANCE		629		6115	
335 GERMANY W		9648		51897	
344 ITALY		15838		54954	
347 JAPAN		6816		48129	
352 MEXICO		115		286	
354 NETHRLNDS		1921		8044	
359 NORWAY		628		1379	
360 ISRAEL		330		8690	
371 THAILAND				66	
372 SPAIN				907	
375 SWEDEN		455		9248	
376 SWITZRLND		188		4971	
389 IRELAND		1526		1526	
400 U STATES		793777		5285202	
		888137		5907923	
BRASS WIRE FOR FOURDRINIER					6036

## IMPORTS INTO CANADA FOR CONSUMPTION

Articles and Countries from which Imported	MONTH OF JUNE 1958		SIX MONTHS ENDED JUNE 1958		Class Number
	Quantities	Values (\$)	Quantities	Values (\$)	
PLUMBERS BRASS GOODS					6037
100 U KINGDOM		13844		81254	
335 GERMANY W		6523		21346	
344 ITALY		40735		180641	
347 JAPAN		7919		71439	
354 NETHRLNDS		11875		54707	
375 SWEDEN				390	
376 SWITZRLND				1090	
400 U STATES		354373		2091802	
		435269		2502669	
COPPER IN BLOCKS PIGS INGOTS	CWT				6042
400 U STATES	21	815	27	1050	
COPPER SCRAP	CWT				6043
400 U STATES	219	4690	3751	81684	
		4690		81684	
COPPER BARS FOR ELECTRIC WIRES	CWT				6044
100 U KINGDOM			11760	239600	
205 RHOD NYAS	6722	136248	6722	136248	
400 U STATES	2593	86926	14959	496010	
		223174		33441	
COPPER IN BARS OR RODS N O P	CWT				6046
100 U KINGDOM	17	573	79	2599	
400 U STATES	512	17052	1727	55870	
		17625		1806	
COPPER IN STRIPS SHEETS PLATES	CWT				6047
100 U KINGDOM	1334	41294	6287	203070	
207 UN SO AFR			1	228	
347 JAPAN	35	1140	55	1842	
400 U STATES	171	10144	422	26517	
		52578		6765	
COPPER TUBING	CWT				6048
100 U KINGDOM	2742	100517	14502	508505	
335 GERMANY W			5	319	
354 NETHRLNDS	18	718	18	718	
400 U STATES	4315	130509	11804	406115	
		231744		26329	
COPPER ROLLERS FOR WALL PAPER					6049
100 U KINGDOM		1923		14536	
400 U STATES		556		5534	
		2479		20070	
COPPER WIRE N O P	LB				6050
100 U KINGDOM			61888	25299	
400 U STATES	31767	18218	64996	37531	
		18218		126884	
COPPER WIRE CLOTH WOVEN WIRE					6051
100 U KINGDOM				1022	
335 GERMANY W				384	
400 U STATES				1003	
				2409	
COPPER MANUFACTURES OF N O P					6052
100 U KINGDOM		1736		28177	
207 UN SO AFR				107	
215 INDIA				85	
231 HONG KONG				66	
306 BELGIUM				184	
318 DENMARK				72	
335 GERMANY W		4275		6437	
344 ITALY				3981	
347 JAPAN				1868	
354 NETHRLNDS				3282	
375 SWEDEN		55		55	
376 SWITZRLND		1196		2177	
392 SYRIA				273	
400 U STATES		65071		436172	
		72333		482936	
LEAD IN PIGS AND BLOCKS	LB				6061
100 U KINGDOM	224055	20552	257648	24131	
352 MEXICO			1099975	100915	
400 U STATES			8295	2840	
		20552		1365918	
LEAD OLD AND SCRAP	LB				6062
224 JAMAICA			80000	2052	
338 HAITI	9687	347	9687	347	
354 NETHRLNDS			8830	662	
400 U STATES			6519	1496	
		347		105036	
LEAD IN BARS AND SHEETS	LB				6063
100 U KINGDOM	2244	273	18843	2260	
306 BELGIUM	680	149	43909	4662	
400 U STATES	594	326	594	326	
		748		63346	
LEAD CAPSULES FOR BOTTLES					6065
100 U KINGDOM				4342	
327 FRANCE		342		676	
335 GERMANY W				7578	
354 NETHRLNDS				8083	
400 U STATES				370	
		342		21049	
LEAD MANUFACTURES N D P					6068
100 U KINGDOM		5007		31449	
306 BELGIUM		147		1137	
335 GERMANY W		225		601	
347 JAPAN		219		1342	
354 NETHRLNDS				2693	
360 ISRAEL				99	

IMPORTS INTO CANADA FOR CONSUMPTION

115

Articles and Countries from which Imported	MONTH OF JUNE 1958		SIX MONTHS ENDED JUNE 1958		Class Number
	Quantities	Values (\$)	Quantities	Values (\$)	
400 U STATES		16988		89412	
RODS 90 PC NICKEL FOR WIRE	LB	22586		126733	6070
400 U STATES	8003	10334	26757	35961	
NICKEL NICKEL SILVER IN INGOTS	8003	10334	26757	35961	6071
400 U STATES	LB		282709	80043	
NICKEL BARS ROOS STRIPS SHEETS			282709	80043	6072
100 U KINGDOM	LB		3264	13945	
400 U STATES		271278	1884203	1803175	
NICKEL SILVER BARS ROOS STRIPS		298000	271278	1887467	6073
400 U STATES	LB			1459	
NICKEL CHROMIUM IN BARS ROOS				1726	6074
100 U KINGDOM	LB		5009	7195	
400 U STATES		1472	1747	10986	
NICKEL MANUFACTURES NOT PLATED		1472	1747	15995	6075
100 U KINGDOM			504	7882	
344 ITALY			213	1153	
354 NETHRLNDS				243	
400 U STATES		11215		53950	
NICKEL AND PLATED HOLLOW WARE		11932		63228	6076
400 U STATES				520	
NICKEL PLATED WARE N O P				520	6077
100 U KINGDOM		7026		62530	
231 HONG KONG				687	
305 AUSTRIA				5714	
313 CHINA				180	
327 FRANCE				1408	
335 GERMANY W		25020		101286	
344 ITALY		7769		14142	
347 JAPAN		1901		16687	
354 NETHRLNDS				679	
360 ISRAEL				438	
372 SPAIN				337	
375 SWEDEN				1803	
376 SWITZRLND				858	
400 U STATES		97568		590486	
ELECTRO PLATED WARE GILT WARE		139284		797235	6082
100 U KINGDOM		79626		500505	
207 UN SO AFR				957	
215 INDIA				131	
231 HONG KONG		1223		24191	
234 AUSTRALIA		6242		16048	
305 AUSTRIA		949		10338	
306 BELGIUM		151		642	
317 CZECHO S		1037		5237	
318 DENMARK		804		2492	
327 FRANCE		716		6946	
335 GERMANY W		52410		237958	
344 ITALY		12543		79321	
347 JAPAN		40301		221652	
354 NETHRLNDS		286		5130	
359 NORWAY				444	
372 SPAIN				544	
375 SWEDEN		367		5069	
376 SWITZRLND		865		6193	
400 U STATES		932120		5560401	
GOLD SILVER SWEEPS GOLD FRINGE		1129640		6684199	6084
100 U KINGDOM				379	
327 FRANCE		774		6540	
400 U STATES		1560		3218	
GOLD SILVER DUTCH METAL LEAF		2334		10137	6085
100 U KINGDOM		2270		31941	
335 GERMANY W				2095	
344 ITALY				280	
400 U STATES		4737		42065	
GOLD MANUFACTURES N O P		7007		76381	6086
100 U KINGDOM		186		2227	
318 DENMARK				112	
335 GERMANY W		405		1138	
344 ITALY				608	
372 SPAIN				361	
400 U STATES		8202		41409	
PLATINUM PALLADIUM IRIIDIUM		8793		45855	6087
100 U KINGDOM		1339954		5415757	
400 U STATES		12687		50596	
PLATINUM CRUCIBLES		1352641		5466353	6088
400 U STATES		102941		650292	
SILVER UNMANUFACTURED	OZ	102941		650292	6091
100 U KINGDOM			2014	1778	
400 U STATES			269	231	
			2283	2009	

## IMPORTS INTO CANADA FOR CONSUMPTION

Articles and Countries from which Imported	MONTH OF JUNE 1958		SIX MONTHS ENDED JUNE 1958		Class Number
	Quantities	Values (\$)	Quantities	Values (\$)	
TOILET ARTICLES OF STERLING					
100 U KINGDOM		993		4018	6093
335 GERMANY W				246	
400 U STATES		527		2892	
		1520		7156	
SILVER MANUFACTURES N O P					6094
100 U KINGDOM		41192		184848	
207 UN SO AFR				272	
231 HONG KONG				61	
305 AUSTRIA		1244		1722	
306 BELGIUM				99	
318 DENMARK		1688		16029	
326 FINLAND		151		151	
327 FRANCE				2344	
335 GERMANY W		1334		9955	
344 ITALY				1051	
347 JAPAN				53	
352 MEXICO		315		1675	
354 NETHRLNDS		62		720	
359 NORWAY		120		260	
375 SWEDEN		284		2048	
376 SWITZRLND				104	
384 P RICO				8352	
400 U STATES		14909		84635	
		61299		314379	
TIN BLOCKS PIGS OR BARS	CWT				6101
100 U KINGDOM	560	50255	2465	222442	
218 MALAYA	2092	182461	11276	1019536	
306 BELGIUM	2576	230928	9856	880997	
335 GERMANY W			1142	97668	
354 NETHRLNDS	624	57531	2192	198987	
400 U STATES	1456	133307	4277	394169	
	7308	654482	31208	2813799	
TINFOIL	LB				6102
400 U STATES	796	1167	11095	12025	
	796	1167	11095	12025	
COLLAPSIBLE TUBES OF METAL					6103
100 U KINGDOM		1217		1217	
400 U STATES		5357		33497	
		6574		34714	
ZINC BLOCKS PIGS BARS PLATES	CWT				6112
306 BELGIUM			51	760	
400 U STATES	33	605	591	11904	
	33	605	642	12664	
ZINC STRIP AND SHEETS	CWT				6113
100 U KINGDOM	25	385	690	12712	
306 BELGIUM	159	3337	1823	29915	
327 FRANCE			24	502	
400 U STATES	1213	35600	7103	205690	
	1397	39322	9640	248819	
ZINC DUST	CWT				6115
100 U KINGDOM	400	4983	2202	29252	
400 U STATES	58	1002	2359	33517	
	458	5985	4561	62769	
ZINC MANUFACTURES N O P					6116
100 U KINGDOM		3026		12294	
231 HONG KONG		2005		2334	
306 BELGIUM		941		1977	
318 DENMARK				109	
335 GERMANY W		1741		12073	
344 ITALY				583	
347 JAPAN				2323	
354 NETHRLNDS				239	
359 NORWAY				2560	
400 U STATES		177981		997946	
		185694		1032438	
ZINC SLUGS FOR DRY BATTERIES					6117
100 U KINGDOM				1909	
400 U STATES		20936		105766	
		20936		107675	
ALLOYS OF COPPER					6119
100 U KINGDOM		546		32592	
335 GERMANY W		2816		3926	
400 U STATES		21377		137297	
		24739		173815	
ALLOYS OF MAGNESIUM					6120
100 U KINGDOM				4653	
400 U STATES		42517		186232	
		42517		190885	
BABBITT METAL IN BLOCKS BARS	CWT				6121
100 U KINGDOM	11	383	31	2153	
400 U STATES	6	636	114	10625	
	17	1019	145	12778	
BRITANNIA METAL AND MFRS					6123
100 U KINGDOM		819		2854	
318 DENMARK		144		144	
347 JAPAN				1773	
400 U STATES		316		5520	
		1279		10291	
CHROMIUM TUNGSTEN FOR ALLOYS	LB				6124
100 U KINGDOM			18318	2362	
305 AUSTRIA			18	228	
354 NETHRLNDS			118	2956	
400 U STATES	703	5175	8637	71308	
	703	5175	27091	76854	

IMPORTS INTO CANADA FOR CONSUMPTION

Articles and Countries from which Imported	MONTH OF JUNE 1958		SIX MONTHS ENDED JUNE 1958		Class Number
	Quantities	Values (\$)	Quantities	Values (\$)	
ALLOY SLUGS CAST WITH DIAMONDS 400 U STATES		1450		5629	6125
		1450		5629	
PHOSPHOR TIN PHOSPHOR BRONZE 100 U KINGDOM 335 GERMANY W 400 U STATES	LB 153948	77335	584494 102800	299345 72728	6126
	3424	3040	55764	49806	
	157372	80375	743058	421879	
WATCHES OVER ONE JEWEL 100 U KINGDOM 231 HONG KONG 327 FRANCE 335 GERMANY W 347 JAPAN 354 NETHRLNDS 376 SWITZRLND 383 HAWAII 400 U STATES				401 118 23100 51960 171 2784 468719 80 16638	6127
		2249		563971	
		117896			
WATCHES ONE OR NO JEWEL 335 GERMANY W 376 SWITZRLND 400 U STATES		116 23310		1899 123773	6128
		428		2743	
		23854		128415	
WATCH ACTIONS OVER ONE JEWEL 100 U KINGDOM 231 HONG KONG 327 FRANCE 335 GERMANY W 375 SWEDEN 376 SWITZRLND 400 U STATES				9463 1170 35061 142374 134 1422486 91545	6129
		313169		1702233	
		12814			
		347993			
WATCH ACTIONS ONE OR NO JEWEL 100 U KINGDOM 327 FRANCE 335 GERMANY W 376 SWITZRLND 400 U STATES		12188		86885 907 26423	6130
		5723		107641	
		26146		5243	
		3376			
		47433		227099	
CLOCKS N O P 100 U KINGDOM 207 UN SO AFR 305 AUSTRIA 327 FRANCE 335 GERMANY W 344 ITALY 347 JAPAN 375 SWEDEN 376 SWITZRLND 400 U STATES	NO 120 1	1118 166	1265 1 1 4	12498 166 136 331	6131
	7287	33191	42689	171234	
			501	611	
			1265	1984	
	46	851	60	1013	
	1111	1990	1693	8913	
	8393	38364	47184	243024	
	16958	75680	94663	439910	
CLOCK MOVEMENTS AND CASES 100 U KINGDOM 335 GERMANY W 400 U STATES				14875 11480 85475	6132
		6507			
		26806		111830	
		33313			
PARTS OF CLOCK MOVEMENTS 100 U KINGDOM 306 BELGIUM 327 FRANCE 335 GERMANY W 354 NETHRLNDS 359 NORWAY 376 SWITZRLND 400 U STATES		127		28866 1996 1310 4071 1938 5820 418	6133
		289		194637	
		1724		239056	
		27247			
		29508			
TIME RECORDERS 100 U KINGDOM 225 TRINIDAD 335 GERMANY W 375 SWEDEN 376 SWITZRLND 400 U STATES		1128		8204 4404 10038 389 2528	6134
		1828		91170	
		17139			
		20095		116733	
ALARM CLOCKS 100 U KINGDOM 327 FRANCE 335 GERMANY W 344 ITALY 347 JAPAN 375 SWEDEN 376 SWITZRLND 400 U STATES	NO 252	381	2364 4000	3219 5000	6135
	40841	70040	198004	324080	
	800	760	2980	3713	
			1000	1908	
			25	135	
	213	1803	2248	10586	
	182	400	1223	3132	
	42288	73384	211844	351773	
WATCH CASES AND PARTS 100 U KINGDOM 220 BERMUDA 231 HONG KONG 327 FRANCE 335 GERMANY W 347 JAPAN 376 SWITZRLND 400 U STATES		2196		9507 1440 10269 61188 49022 285	6136
		1589		134131	
		20077		346870	
		9982			
				285	
		25436			
		41551			
		100831		612712	

## IMPORTS INTO CANADA FOR CONSUMPTION

Articles and Countries from which Imported	MONTH OF JUNE 1958		SIX MONTHS ENDED JUNE 1958		Class Number
	Quantities	Values (\$)	Quantities	Values (\$)	
PARTS OF WATCH MOVEMENTS					6138
100 U KINGDOM		4564		39390	
327 FRANCE		1005		7634	
335 GERMANY W		2413		7069	
347 JAPAN				58	
376 SWITZRLND		11476		115446	
400 U STATES		8749		77337	
		28207		246934	
BATTERIES FLASHLIGHT AND PARTS					6139
100 U KINGDOM				71	
231 HONG KONG		1591		35376	
347 JAPAN				1095	
400 U STATES		5315		60118	
		6906		96660	
BATTERIES HEARING AID AND PTS					6140
100 U KINGDOM				255	
400 U STATES		16010		214452	
		16010		214707	
BATTERIES ELECTRIC PRIMARY NOP					6141
100 U KINGDOM		6756		67481	
231 HONG KONG		51		1701	
318 DENMARK				141	
327 FRANCE		4024		4278	
335 GERMANY W		81		4770	
347 JAPAN		2560		14374	
400 U STATES		82793		398614	
		96265		491359	
BATTERIES STORAGE N O P PARTS					6142
100 U KINGDOM		30435		174248	
327 FRANCE				32349	
335 GERMANY W		5227		12747	
347 JAPAN		1342		2992	
375 SWEDEN				6717	
384 P RICO		1255		1255	
400 U STATES		120186		718855	
		158445		949163	
APPARATUS ELECTRIC HEATING NOP					6143
100 U KINGDOM		1223		34609	
306 BELGIUM		1665		5731	
335 GERMANY W		780		10235	
347 JAPAN				325	
354 NETHRLNDS				31230	
375 SWEDEN				325	
376 SWITZRLND		125		305	
384 P RICO				9699	
400 U STATES		125222		845804	
		129015		938263	
DYNAMOS GENERATORS AND PTS NOP					6144
100 U KINGDOM		104319		863658	
306 BELGIUM				39325	
318 DENMARK				6149	
327 FRANCE				1025	
335 GERMANY W		1060		13832	
347 JAPAN		3014		16910	
354 NETHRLNDS		57		57	
359 NORWAY				2305	
375 SWEDEN				5505	
376 SWITZRLND		848472		1488050	
400 U STATES		651475		4833601	
		1608397		7270417	
FUSES FUSE PLUGS CUTOUTS PARTS					6145
100 U KINGDOM		8695		63098	
327 FRANCE				598	
335 GERMANY W				110	
376 SWITZRLND		260		1232	
400 U STATES		72352		574450	
		81307		639488	
FLUORESCENT TUBES ARC LAMPS	NO				6146
100 U KINGDOM	427	1076	467	1274	
354 NETHRLNDS			8669	5032	
400 U STATES	22770	25381	185812	190547	
	23197	26457	194948	196853	
LAMPS ELECTRIC INCANDESCENT	NO				6148
100 U KINGDOM	10508	3081	96711	13859	
231 HONG KONG	5000	68	33000	645	
306 BELGIUM	15175	1980	31159	4141	
335 GERMANY W			29908	3009	
347 JAPAN	3497400	68211	13989600	283491	
354 NETHRLNDS	139029	9695	257931	20666	
375 SWEDEN	700	686	1400	1381	
376 SWITZRLND			1225	1224	
400 U STATES	818816	284487	4135076	1427735	
	4486628	368208	18576010	1756151	
LIGHTS HEAD SIDE TAIL TORCHES					6149
100 U KINGDOM		2963		50409	
231 HONG KONG		25345		93325	
317 CZECHOS		57		184	
335 GERMANY W		6227		31320	
344 ITALY				101	
347 JAPAN		3817		17368	
354 NETHRLNDS		791		19809	
390 GERMANY E				120	
400 U STATES		106449		654575	
		145649		867211	
ELECTRIC LIGHT FIXTURES N O P					6150
100 U KINGDOM		17687		102087	



IMPORTS INTO CANADA FOR CONSUMPTION

Articles and Countries from which Imported	MONTH OF JUNE 1958		SIX MONTHS ENDED JUNE 1958		Class Number
	Quantities	Values (\$)	Quantities	Values (\$)	
231 HONG KONG		274		2623	
305 AUSTRIA		459		4114	
317 CZECHOS		2201		13570	
318 DENMARK		1993		6489	
327 FRANCE		3716		10691	
335 GERMANY W		18613		94640	
340 HUNGARY				71	
344 ITALY		8633		36857	
347 JAPAN		3441		26562	
354 NETHRLNDS		7639		25212	
359 NORWAY		273		2745	
360 ISRAEL				450	
366 PORTUGAL				443	
372 SPAIN		894		2387	
375 SWEDEN		1067		6410	
376 SWITZRLND				290	
389 IRELAND				110	
390 GERMANY E				236	
400 U STATES		432286		2910162	
		422176		3246149	
LIGHTNING ARRESTERS REACTORS					6151
100 U KINGDOM		11881		56502	
375 SWEDEN		1372		3710	
376 SWITZRLND		11898		25351	
400 U STATES		24584		146713	
		49735		232276	
MAGNETOS FOR GAS ENGINES					6152
400 U STATES		1890		29340	
		1890		29340	
METERS ELECTRIC AND PARTS NOP					6153
100 U KINGDOM		9152		66718	
318 DENMARK		688		3260	
327 FRANCE		43		43	
335 GERMANY W		185		4586	
347 JAPAN		3201		19633	
354 NETHRLNDS		268		886	
376 SWITZRLND		4440		21492	
400 U STATES		242024		1364576	
		260001		1481194	
MOTORS ELECTRIC UNDER 10 DOL	NO				6154
100 U KINGDOM	500	2513	2546	12494	
335 GERMANY W	20	78	379	2344	
344 ITALY			95	517	
347 JAPAN	360	169	670	1394	
354 NETHRLNDS	88	247	4668	12440	
400 U STATES	10947	36367	54029	195252	
	11915	39374	62387	224441	
MOTORS ELECTRIC NOP AND PARTS					6155
100 U KINGDOM		291501		1370670	
306 RELGIUM				9385	
317 CZECHOS				72	
318 DENMARK		1651		6356	
327 FRANCE				2402	
335 GERMANY		5556		36337	
344 ITALY				71	
347 JAPAN				532	
352 MEXICO				71	
354 NETHRLNDS				11279	
359 NORWAY		1025		2950	
375 SWEDEN		509		25885	
376 SWITZRLND		528		9889	
381 ALASKA				98	
400 U STATES		978373		7087435	
		1279143		8563432	
RHEOSTATS CONTROLLERS STARTERS					6156
100 U KINGDOM		58325		259930	
231 HONG KONG				1011	
305 AUSTRIA				433	
318 DENMARK		452		4295	
335 GERMANY W		724		2042	
375 SWEDEN				3255	
376 SWITZRLND		14674		78143	
400 U STATES		756833		4791058	
		831006		5140167	
SAD IRONS ELECTRIC AND PARTS					6157
100 U KINGDOM		8710		27178	
335 GERMANY W		57		574	
400 U STATE		31816		210606	
		40583		238258	
SELFCONTAINED LIGHTING OUTFIT					6158
100 U KINGDOM				236	
400 U STATES		773		8050	
		773		8286	
SOCKETS OUTLETS RECEPTACLES					6159
100 U KINGDOM		873		2605	
335 GERMANY W		107		513	
354 NETHRLNDS		134		1523	
400 U STATES		155219		879952	
		156333		884593	
SPARK PLUGS MAGNETOS IGNITION					6160
100 U KINGDOM		5289		34158	
335 GERMANY W				9345	
347 JAPAN				1467	
376 SWITZRLND				520	
400 U STATES		60633		519738	
		65922		565228	

## IMPORTS INTO CANADA FOR CONSUMPTION

Articles and Countries from which Imported	MONTH OF JUNE 1958		SIX MONTHS ENDED JUNE 1958		Class Number
	Quantities	Values (\$)	Quantities	Values (\$)	
SWITCHES SWITCHBOARDS AND PTS					6161
100 U KINGDOM		67444		547564	
305 AUSTRIA		966		2899	
306 BELGIUM				1000	
327 FRANCE		50002		198363	
335 GERMANY W		20805		199881	
347 JAPAN		168		11232	
354 NETHRLNDS				939	
375 SWEDEN		104		24141	
376 SWITZRLND		131561		828386	
384 P RICO				2146	
400 U STATES		733441		4588309	
		1004491		6404859	
SWITCHGEAR FOR MINES					6162
100 U KINGDOM		703		33863	
327 FRANCE				59	
400 U STATES		3113		50970	
		3816		84892	
TELEGRAPH APPARATUS AND PARTS					6163
100 U KINGDOM		24840		128165	
234 AUSTRALIA				4568	
318 DENMARK				960	
335 GERMANY W		88331		660078	
359 NORWAY				2997	
400 U STATES		154958		2196108	
		268129		2992876	
TELEPHONE APPARATUS AND PARTS					6164
100 U KINGDOM		217177		1943914	
234 AUSTRALIA				9561	
305 AUSTRIA				2482	
306 BELGIUM		8245		8412	
318 DENMARK				10096	
335 GERMANY W		879		7510	
344 ITALY		1886		176314	
347 JAPAN		628		2498	
375 SWEDEN		14198		38745	
376 SWITZRLND				3905	
400 U STATES		868319		5926857	
		1111332		8130294	
TRANSFORMERS AND PARTS N O P					6165
100 U KINGDOM		162287		1115449	
318 DENMARK				316	
327 FRANCE		154		35286	
335 GERMANY W				66089	
344 ITALY				1016	
347 JAPAN		388		3292	
354 NETHRLNDS		1836		6808	
375 SWEDEN		7889		120330	
376 SWITZRLND		21949		207407	
400 U STATES		365840		2989950	
		560343		4545943	
RADIO TUBES					6166
NO					
100 U KINGDOM	5166	5298	47102	65025	
327 FRANCE			2	178	
335 GERMANY W	1952	1054	2623	1636	
347 JAPAN			2256	3218	
354 NETHRLNDS	111666	34438	626577	210195	
375 SWEDEN	800	3013	5799	26003	
400 U STATES	364823	459504	3490920	3734122	
	484407	503307	4175279	4040377	
RADIO APPARATUS N O P					6167
100 U KINGDOM		409948		1944561	
305 AUSTRIA		214		1294	
318 DENMARK		205		2120	
327 FRANCE				321	
335 GERMANY W		41843		261231	
344 ITALY		1025		6212	
347 JAPAN		9443		37598	
354 NETHRLNDS		45702		214383	
375 SWEDEN		6499		23377	
381 ALASKA				54	
400 U STATES		2648361		14205915	
		3163240		16697066	
ELECTRIC DRY SHAVING MACHINES					6168
NO					
100 U KINGDOM				4800	
335 GERMANY W	12	3951	1467	12906	
347 JAPAN	2000	4777	9044	17039	
354 NETHRLNDS	17004	80937	71667	310685	
376 SWITZRLND		357	98	1135	
384 P RICO	1494	4822	3534	15374	
400 U STATES	20716	186632	98937	1123440	
	41226	281476	184747	1485379	
ELECT STEAM GENERATORS AND PTS					6169
NO					
100 U KINGDOM	1	2009539	3	6205706	
375 SWEDEN			1	130824	
376 SWITZRLND			1	452835	
400 U STATES		12913	3	188609	
	1	2022452	7	6977974	
ELECTRIC APPARATUS N O P					6170
100 U KINGDOM		73296		560256	
231 HONG KONG				151	
234 AUSTRALIA				4959	
305 AUSTRIA		78		786	
306 BELGIUM		387		807	
318 DENMARK		945		2810	
327 FRANCE		1561		16285	

IMPORTS INTO CANADA FOR CONSUMPTION

Articles and Countries from which Imported	MONTH OF JUNE 1958		SIX MONTHS ENDED JUNE 1958		Class Number
	Quantities	Values (\$)	Quantities	Values (\$)	
335 GERMANY W		7143		32665	
338 HAITI				200	
340 HUNGARY				361	
344 ITALY		961		1059	
347 JAPAN		5021		29750	
354 NETHRLNDS		11902		72890	
375 SWEDEN		3314		27169	
376 SWITZRLND		49470		245967	
384 P RICO		627		5861	
400 U STATES		2405519		13998505	
		2560224		15000481	
ELECTRIC PRECISION INSTRUMENTS					6171
100 U KINGDOM		61356		433069	
207 UN SO AFR		62944		145030	
225 TRINIDAD		3347		17230	
305 AUSTRIA				591	
318 DENMARK		7813		22347	
327 FRANCE		1449		2541	
335 GERMANY W		4922		42191	
344 ITALY				2229	
347 JAPAN		5615		14859	
354 NETHRLNDS		5114		49751	
376 SWITZRLND		10579		33220	
384 P RICO				407	
400 U STATES		1891130		9101603	
		2054269		9865068	
ELECTRIC OR GAS WELDING APP					6172
100 U KINGDOM		3944		73064	
305 AUSTRIA				94	
327 FRANCE				511	
335 GERMANY W		338		11509	
344 ITALY		878		878	
354 NETHRLNDS		297		297	
375 SWEDEN		1869		4882	
376 SWITZRLND				4126	
400 U STATES		570080		2610281	
		577406		2705642	
RADIO RECEIVING SETS					6173
100 U KINGDOM	NO	528	3032	80185	
305 AUSTRIA		123	309	8224	
306 BELGIUM			76	652	
318 DENMARK			1	171	
327 FRANCE			1	74	
335 GERMANY W		2123	11061	519694	
340 HUNGARY			21	350	
347 JAPAN		16778	47360	530907	
354 NETHRLNDS		409	4114	95993	
359 NORWAY			8	496	
375 SWEDEN			1	140	
381 ALASKA			1	60	
400 U STATES		3976	25900	842041	
		23937	91885	2078987	
TELEVISION RECEIVING SETS	NO				6174
335 GERMANY W		1	1	514	
344 ITALY			1	50	
381 ALASKA			1	75	
400 U STATES		618	2665	339034	
		619	2668	339673	
RADIO SET PARTS					6175
100 U KINGDOM		169881		968987	
327 FRANCE				3463	
335 GERMANY W		16930		60099	
347 JAPAN				154	
354 NETHRLNDS		15851		154358	
375 SWEDEN		974		974	
376 SWITZRLND				775	
400 U STATES		327396		1661598	
		531032		2850408	
RADIO TUBE PARTS					6176
100 U KINGDOM		11093		33871	
335 GERMANY W				395	
344 ITALY				10812	
354 NETHRLNDS		4887		19668	
375 SWEDEN				511	
400 U STATES		870049		3632051	
		886029		3697308	
SOUND EQUIPMENT N O P					6177
100 U KINGDOM		8294		133137	
231 HONG KONG				60	
234 AUSTRALIA				307	
305 AUSTRIA		176		176	
306 BELGIUM		496		719	
318 DENMARK				368	
335 GERMANY W		1505		13162	
344 ITALY				383	
347 JAPAN		2801		15398	
354 NETHRLNDS		1601		8193	
375 SWEDEN				283	
376 SWITZRLND				1509	
400 U STATES		175598		1361160	
		190471		1534855	
TAPE RECORDERS AND PARTS	NO				6178
100 U KINGDOM		46	396	41924	
305 AUSTRIA		4	16	1313	
335 GERMANY W		201	531	49866	
347 JAPAN		9	20	1470	

## IMPORTS INTO CANADA FOR CONSUMPTION

Articles and Countries from which Imported	MONTH OF JUNE 1958		SIX MONTHS ENDED JUNE 1958		Class Number
	Quantities	Values (\$)	Quantities	Values (\$)	
354 NETHRLND	22	2306	1552	91073	
359 NORWAY			18	2410	
375 SWEDEN			8	1777	
376 SWITZRLND			8	2373	
400 U STATES	687	76219	8880	997239	
	969	105238	11429	1189445	
LIGHTING FIXTURES GAS COAL OIL					6181
100 U KINGDOM		3626		21568	
231 HONG KONG		986		5294	
305 AUSTRIA		268		268	
317 CZECHO S				530	
318 DENMARK				55	
327 FRANCE				236	
335 GERMANY W		219		4320	
344 ITALY		502		2476	
347 JAPAN		3493		8924	
354 NETHRLNDS		2339		5671	
375 SWEDEN				1130	
376 SWITZRLND				59	
400 U STATES		16963		109185	
		28396		159716	
GAS MANTLES GAS BURNERS					6182
100 U KINGDOM				225	
354 NETHRLNDS				85	
400 U STATES		3836		18665	
		3836		18975	
GAS METERS AND PARTS					6183
100 U KINGDOM		8680		110113	
400 U STATES		135657		873865	
		144337		983978	
PLATES CYLINDERS ENGRAVERS					6191
100 U KINGDOM		555		4293	
207 UN SO AFR				164	
234 AUSTRALIA		391		391	
327 FRANCE				153	
335 GERMANY W				1298	
354 NETHRLNDS		10916		15803	
376 SWITZRLND				13	
400 U STATES		99959		505374	
		111821		527609	
PLATES PRINTING 2 COLOURS					6192
100 U KINGDOM		2568		9798	
335 GERMANY W				454	
347 JAPAN				68	
354 NETHRLNDS		290		472	
376 SWITZRLND				671	
400 U STATES		13159		90716	
		16017		102179	
PLATES FOR PRINTING MUSIC					6193
354 NETHRLNDS				3107	
400 U STATES		1751		15161	
		1751		18268	
STEREOTYPES ELECTROTYPES NOP	SQ IN				6194
400 U STATES	4195	1259	68679	12164	
	4195	1259	68679	12164	
MATRICES FOR STEREOTYPES 475A	SQ IN				6195
400 U STATES	7815	437	91018	1960	
	7815	437	91018	1960	
STEREOTYPES FOR BOOKS	SQ IN				6196
100 U KINGDOM	2286	334	5282	853	
305 AUSTRIA	2893	273	2893	273	
327 FRANCE	705	69	705	69	
335 GERMANY W			16000	1175	
376 SWITZRLND			240	68	
400 U STATES	409320	25034	2199837	133929	
	415204	25710	2224957	136367	
STEREOTYPES FOR ADVERTISEMENTS	SQ IN				6197
100 U KINGDOM	2343	710	5609	1098	
335 GERMANY W			15150	209	
354 NETHRLNDS	60	60	119	140	
376 SWITZRLND			338	115	
400 U STATES	332659	11956	1407961	70199	
	335062	12726	1429177	71761	
TYPE PRINTING CHASES QUOINS					6199
100 U KINGDOM		1213		10889	
231 HONG KONG		101		1450	
318 DENMARK				349	
335 GERMANY W		3720		19411	
354 NETHRLNDS		138		138	
400 U STATES		14420		95267	
		19592		127504	
PRINTG PLATES FOR PUBLICATIONS					6200
100 U KINGDOM		594		1124	
354 NETHRLNDS				100	
400 U STATES		32548		235613	
		33142		236837	
MOULDING MATERIAL ELECTROTYPE					6201
400 U STATES		2554		12557	
		2554		12557	
TUNGSTEN BEARING DRES	CWT				6208
308 BOLIVIA			1104	44547	
348 KOREA			560	20837	
372 SPAIN	66	3209	66	3209	
400 U STATES			3045	127201	
	66	3209	4775	195794	

IMPORTS INTO CANADA FOR CONSUMPTION

123

Articles and Countries from which Imported		MONTH OF JUNE 1958		SIX MONTHS ENDED JUNE 1958		Class Number
		Quantities	Values (\$)	Quantities	Values (\$)	
CHROME ORE	364 PHIL 400 U STATES	CWT 224000	213400	440608 3084	419758 10804	6210
		224000	213400	443692	430562	
ANTIMONY OR REGULUS OF	100 U KINGDOM 231 HONG KONG 306 BELGIUM 313 CHINA 335 GERMANY W 388 YUGO SLAV	LB 22046	3869	40000 22046 58979 50706	9644 3869 11374 8780	6211
		6889	1330	6889 44000	1330 7868	
		28935	5199	222620	42865	
BISMUTH METALLIC NATURAL	335 GERMANY W 363 PERU 400 U STATES	LB 551 3986	1106 7831	551 3986 3280	1106 7831 6835	6212
		4537	8937	7817	15772	
COBALT ORE		CWT				6215
MANGANESE ORE	100 U KINGDOM 207 UN SO AFR 215 INDIA 316 CUBA 327 FRANCE 352 MEXICO 400 U STATES	CWT 64	443	874 60403 50490 74054	13518 127110 40206 114174	6216
		50490	40206	50490	40206	
		74054	114174	74054	114174	
				29	174	
		7697	54279	26880	68161	
		132305	209102	39079	285028	
ORES OF METALS N O P	100 U KINGDOM 234 AUSTRALIA 352 MEXICO 363 PERU 400 U STATES	CWT 22	77	22 196 3034 44279	77 1610 74712 255956	6217
		1686	10242	13808	103268	
		1708	10319	61339	435623	
MERCURY OR QUICKSILVER	100 U KINGDOM 312 CHILE 314 COLOMBIA 352 MEXICO 400 U STATES	LB		15 1560 3770 40502	187 3940 10979 110377	6218
		17860	49889	40502	110377	
		2140	6420	16391	50643	
		20000	56309	62238	176126	
ANODES NICKEL ZINC COPPER ETC	335 GERMANY W 400 U STATES				296 21174	6219
			10056		21470	
ARTICLES FOR AGRIC IMPLEMENTS	100 U KINGDOM 400 U STATES				1449 25378	6220
			21898		254827	
ARTICLES FOR STORAGE BATTERIES	400 U STATES				97391	6221
			5028		97391	
BELLS FOR CHURCHES	100 U KINGDOM 327 FRANCE 354 NETHRLNDS 376 SWITZRLND 400 U STATES				9507 69212 25919 3279	6222
			8857		56833	
			8770		164750	
			2157			
			10649			
			30433			
BELLS AND GONGS N O P	100 U KINGDOM 215 INDIA 318 DENMARK 335 GERMANY W 347 JAPAN 376 SWITZRLND 400 U STATES				1621 212 415 8920 1193 354	6223
			590		97481	
					110196	
			19299			
			21755			
SLIDE OR ZIPPER FASTENERS	100 U KINGDOM 335 GERMANY W 347 JAPAN 400 U STATES				1871 794 92	6225
			61		36506	
			4662		39263	
			4723			
BUCKLES CLASPS EYELETS HOOKS	100 U KINGDOM 305 AUSTRIA 317 CZECHO S 327 FRANCE 335 GERMANY W 344 ITALY 347 JAPAN 354 NETHRLNDS 376 SWITZRLND 400 U STATES				59218 152 379 174 44649 3038 1841 201 641	6226
			9309		853531	
			219		963824	
			8497			
			642			
			381			
			142599			
			161647			
CAGES ANIMAL OF WIRE AND PARTS	100 U KINGDOM 306 BELGIUM 335 GERMANY W 347 JAPAN 354 NETHRLNDS 400 U STATES				16530 2575 4753 333 478	6227
			766		36112	
			493		60781	
			74			
			4697			
			6030			

## IMPORTS INTO CANADA FOR CONSUMPTION

Articles and Countries from which Imported	MONTH OF JUNE 1958		SIX MONTHS ENDED JUNE 1958		Class Number
	Quantities	Values (\$)	Quantities	Values (\$)	
CHRONOMETERS COMPASSES SHIPS					6228
100 U KINGDOM		11441		116982	
335 GERMANY W		4549		6443	
354 NETHRLNDS		165		464	
375 SWEDEN				198	
400 U STATES		16940		72032	
		33095		196119	
METAL ARTICLES FOR JEWELLERY					6229
100 U KINGDOM		3411		11202	
231 HONG KONG		1609		1609	
335 GERMANY W		841		6517	
347 JAPAN				477	
400 U STATES		37118		194526	
		42979		214331	
ARTICLES FOR USE IN FISHERIES					6230
100 U KINGDOM		2426		16203	
318 DENMARK				774	
327 FRANCE		63		351	
347 JAPAN		2087		44679	
354 NETHRLNDS				3708	
359 NORWAY		1109		6703	
366 PORTUGAL				3941	
372 SPAIN		118		118	
400 U STATES		14312		122300	
		20115		198777	
ARTICLES N O P FOR MFR SHIPS					6232
100 U KINGDOM		72058		2826872	
318 DENMARK				895	
334 ST PIERRE		1100		1100	
335 GERMANY W		8494		62161	
347 JAPAN				291	
354 NETHRLNDS				13823	
359 NORWAY		298		3642	
375 SWEDEN		62586		156418	
400 U STATES		356604		1939506	
		501140		5004708	
ELEMENTS FOR LAMP FILAMENTS					6233
305 AUSTRIA		4332		26112	
354 NETHRLNDS		1518		15121	
400 U STATES		55537		589979	
		61387		631212	
METAL PTS FOR COVERED BUTTONS					6234
400 U STATES		4835		36681	
		4835		36681	
NAILS TACKS BRASS OR COPPER					6235
100 U KINGDOM				1002	
335 GERMANY W				151	
400 U STATES		971		16135	
		971		17288	
PATTERNS OF METAL NOT MODELS					6236
400 U STATES		19729		54815	
		19729		54815	
UMBRELLA PARTS EXCEPT FABRIC					6237
100 U KINGDOM				828	
305 AUSTRIA				420	
327 FRANCE		470		1403	
335 GERMANY W		5183		14281	
344 ITALY		407		2577	
347 JAPAN		3552		11265	
376 SWITZRLND				285	
400 U STATES		23001		155628	
		32613		186687	
RIVETS BURRS BRASS OR COPPER					6238
100 U KINGDOM		886		1113	
335 GERMANY W				203	
400 U STATES		7411		77798	
		8297		79114	
SCREWS OF METAL N O P					6240
100 U KINGDOM		3970		22534	
306 BELGIUM				2414	
335 GERMANY W		1861		5466	
347 JAPAN				1590	
375 SWEDEN		708		1112	
400 U STATES		4797		48906	
		11336		82022	
SHOE AND CORSET EYELETS HOOKS					6241
100 U KINGDOM				1015	
327 FRANCE				426	
335 GERMANY W		733		3519	
344 ITALY		3542		18037	
400 U STATES		21687		108389	
		25962		131386	
WIRE NON FERROUS COVERED					6247
100 U KINGDOM		158809		1765544	
318 DENMARK		1627		2055	
335 GERMANY W		198		27531	
344 ITALY				686	
354 NETHRLNDS		1120		1887	
376 SWITZRLND				116	
400 U STATES		391657		1886362	
		553411		3684181	
WIRE TINSEL FOR BRAIDS CORDS					6248
335 GERMANY W		6403		38802	
400 U STATES		2817		17990	
		9220		56792	

IMPORTS INTO CANADA FOR CONSUMPTION

125

Articles and Countries from which Imported	MONTH OF JUNE 1958		SIX MONTHS ENDED JUNE 1958		Class Number
	Quantities	Values (\$)	Quantities	Values (\$)	
WIRE STRANDED NON FERROUS					6249
100 U KINGDOM		1685		14515	
335 GERMANY W		172		1993	
354 NETHRLNDS				254	
376 SWITZRLND				731	
400 U STATES		16768		81208	
		18625		98701	
WIRE NON FERROUS N O P					6250
100 U KINGDOM		7462		60384	
327 FRANCE				242	
335 GERMANY W				1983	
375 SWEDEN		279		20958	
400 U STATES		41598		241521	
		49339		325088	
NON FERROUS METALS AND PRODUCT					6251
100 U KINGDOM		7811		257128	
207 UN SO AFR				733	
305 AUSTRIA				118	
306 BELGIUM				834	
314 COLOMBIA				5002	
318 DENMARK		78		78	
327 FRANCE		333		540	
335 GERMANY W		2591		10083	
347 JAPAN		1193		2506	
352 MEXICO		8138		8138	
354 NETHRLNDS		270		5472	
375 SWEDEN		555		616	
376 SWITZRLND				272	
400 U STATES		489903		3029999	
		510872		3321519	
PARTS FOR MFR OF SHUTTLES					6252
335 GERMANY W				57	
400 U STATES		5647		38849	
		5647		38906	
HINGES FOR JEWELLERY BOXES					6253
400 U STATES		2456		19568	
		2456		19568	
MATERIALS FOR MFR MINING MACH					6254
400 U STATES		9659		18163	
		9659		18163	
METAL POWDER FRICTION MATERIAL					6256
400 U STATES		107		8327	
		107		8327	
RESIDUES NON FERROUS	CWT				6257
100 U KINGDOM			7671	64701	
400 U STATES	1717	36911	15969	328679	
	1717	36911	23640	393380	
TUNGSTEN CARBIDE INSERTS					6258
100 U KINGDOM				224	
207 UN SO AFR		75928		196591	
335 GERMANY W				234	
339 HONDURAS		416		416	
375 SWEDEN		15112		196199	
400 U STATES		19207		183177	
		110663		576841	
TUNGSTEN CARBIDE TIPS BLANKS					6259
100 U KINGDOM		50		567	
305 AUSTRIA				369	
335 GERMANY W		311		311	
366 PORTUGAL				124	
375 SWEDEN		1454		27274	
400 U STATES		2602		20425	
		4417		49070	
CIGARETTE LIGHTERS	DOZ				6260
100 U KINGDOM	50	85	93	855	
231 HONG KONG			50	184	
305 AUSTRIA	3642	6544	10814	19850	
327 FRANCE			6	132	
335 GERMANY W	1361	5182	4416	25509	
347 JAPAN	27366	59308	107385	233534	
375 SWEDEN			83	427	
376 SWITZRLND	17	1163	67	4394	
400 U STATES	867	4432	3242	26258	
	33303	76714	126156	311143	

## IMPORTS INTO CANADA FOR CONSUMPTION

Articles and Countries from which Imported	MONTH OF JUNE 1958		SIX MONTHS ENDED JUNE 1958		Class Number
	Quantities	Values (\$)	Quantities	Values (\$)	
<u>GROUP 7</u>					
<u>NON METALLIC MINERALS</u>					
ASBESTOS PACKING	LB				7001
100 U KINGDOM	14788	8477	90647	58616	
400 U STATES	7206	8575	62288	76292	
	21994	17052	152935	134908	
ASBESTOS BRAKE LINING FOR AUTO					7002
100 U KINGDOM		8947		44506	
335 GERMANY W		153		4810	
360 ISRAEL		1768		1768	
400 U STATES		27136		199471	
		38004		250555	
ASBESTOS MANUFACTURES N O P					7003
100 U KINGDOM		43826		380618	
207 UN SO AFR				42534	
306 BELGIUM		2520		9048	
344 ITALY		2642		3684	
376 SWITZRLND				144	
400 U STATES		211661		1028329	
		260649		1464357	
ASBESTOS CLUTCH FACINGS AUTO					7004
100 U KINGDOM				121	
335 GERMANY W		725		1491	
400 U STATES		30810		154347	
		31535		155959	
BRAKE LININGS AND FACINGS N O P					7005
100 U KINGDOM				3607	
400 U STATES		8224		56521	
		8224		60128	
CHINA CLAY GROUND	CWT				7011
100 U KINGDOM	62269	43633	432020	323429	
400 U STATES	147143	132868	899372	837816	
	209412	176501	1331392	1161245	
FIRE CLAY GROUND	CWT				7012
100 U KINGDOM	721	411	3689	3228	
400 U STATES	93152	26133	562105	222290	
	93873	26544	565794	225518	
PIPE CLAY GROUND	CWT				7013
400 U STATES	6000	509	6000	509	
	6000	509	6000	509	
CLAYS N O P GROUND					7014
100 U KINGDOM				76	
400 U STATES		38725		229168	
		38725		229244	
ZIRCONIUM SILICATE					7015
234 AUSTRALIA				12658	
400 U STATES		5699		69511	
		5699		82169	
ZIRCONIUM OXIDE					7016
400 U STATES		1379		12125	
		1379		12125	
SAGGARS FOR CERAMIC PRODUCTS					7017
400 U STATES		11556		30554	
		11556		30554	
ACTIVATED CLAY TO REFINE OILS					7018
335 GERMANY W				2470	
400 U STATES		75831		585699	
		75831		588169	
GROG FOR REFRACTORY MATERIALS	TDN				7019
400 U STATES	361	10833	3828	128273	
	361	10833	3828	128273	
BRICK BUILDING	TON				7021
400 U STATES	10661	244047	38474	870638	
	10661	244047	38474	870638	
BRICK FIRE CHROME					7022
400 U STATES		56709		235669	
		56709		235669	
BRICK FIRE MAGNESITE					7023
100 U KINGDOM				18429	
335 GERMANY W		19031		19031	
400 U STATES		88639		209955	
		107670		247415	
BRICK FIRE 90 PER CENT SILICA					7024
335 GERMANY W		2168		11792	
400 U STATES		100718		701670	
		102886		713462	
BRICK FIRE 100 DOL THOUSANO					7025
335 GERMANY W				12550	
400 U STATES		92160		465864	
		92160		478414	
BRICK FIRE FURNACE OR KILN					7026
100 U KINGDOM				12905	
400 U STATES		205084		1981159	
		205084		1994064	
BRICK FIRE N O P					7027
100 U KINGDOM		28335		115480	
318 DENMARK		10853		35953	
335 GERMANY W		830		2848	
400 U STATES		166954		1243240	
		206972		1397521	



## IMPORTS INTO CANADA FOR CONSUMPTION

127

Articles and Countries from which Imported	MONTH OF JUNE 1958		SIX MONTHS ENDED JUNE 1958		Class Number
	Quantities	Values (\$)	Quantities	Values (\$)	
BRICK PAVING	TON				
400 U STATES	282	4341	968	15048	7028
	282	4341	968	15048	
BUILDING BLOCKS BUILDING TILE					
100 U KINGDOM		14801		78683	7029
306 BELGIUM				8011	
400 U STATES		83168		448252	
		97969		534946	
DRAIN PIPES SEWER PIPES N O P					
100 U KINGDOM		2099		13311	7030
327 FRANCE				3629	
400 U STATES		23682		140345	
		25781		157285	
TILES FOR MOSAIC FLOORING					
100 U KINGDOM		7956		28698	7032
335 GERMANY W				754	
344 ITALY		782		19425	
347 JAPAN		20665		97752	
372 SPAIN		1300		3878	
400 U STATES		2569		20498	
		33272		171005	
EARTHENWARE TILES FOR ROOFING					
400 U STATES		54		1376	7033
		54		1376	
TILES EARTHENWARE N O P					
100 U KINGDOM		110513		456357	7034
306 BELGIUM		862		6851	
317 CZECHO S		1319		22888	
327 FRANCE				1009	
335 GERMANY W		3158		29693	
344 ITALY		4947		7624	
347 JAPAN		15518		82106	
352 MEXICO		97		959	
354 NETHRLNDS		100		100	
372 SPAIN		14694		37715	
400 U STATES		13255		99836	
		164463		745138	
CHINA AND PORCELAIN WARE N O P					
100 U KINGDOM		2132		13477	7043
231 HONG KONG				405	
327 FRANCE		507		626	
335 GERMANY W		120		984	
344 ITALY				337	
347 JAPAN		1628		2593	
390 GERMANY E				492	
400 U STATES		891		11219	
		5278		30133	
DEMIJOHNS CHURNS CROCKS N O P					
100 U KINGDOM				259	7045
335 GERMANY W		52		52	
347 JAPAN				214	
400 U STATES		1775		13157	
		1827		13682	
TABLEWARE OF CHINA PORCELAIN					
100 U KINGDOM		989823		5519248	7046
220 BERMUDA				861	
223 BARBADOS		151		151	
231 HONG KONG		1395		6975	
234 AUSTRALIA				473	
305 AUSTRIA				436	
306 BELGIUM				1909	
317 CZECHO S				530	
318 DENMARK		2680		13298	
326 FINLAND				183	
327 FRANCE		4565		23764	
335 GERMANY W		18434		104485	
340 HUNGARY				195	
344 ITALY		4573		18260	
347 JAPAN		110338		480204	
354 NETHRLNDS		297		1515	
359 NORWAY		60		1093	
360 ISRAEL				50	
366 PORTUGAL				1639	
372 SPAIN				665	
375 SWEDEN		829		1273	
376 SWITZRLND		210		547	
390 GERMANY E		1446		3210	
400 U STATES		127994		872376	
		1262795		7060340	
STONEWARE EARTHENWARE N O P					
100 U KINGDOM		31382		196543	7047
231 HONG KONG		845		4028	
234 AUSTRALIA				73	
306 BELGIUM		423		2034	
317 CZECHO S				171	
318 DENMARK		1341		8808	
326 FINLAND		182		455	
327 FRANCE		1131		4485	
335 GERMANY W		11508		64798	
336 GREECE				492	
340 HUNGARY		184		984	
344 ITALY		8328		41346	
347 JAPAN		52316		282694	
352 MEXICO		184		826	
354 NETHRLNDS		391		9373	
359 NORWAY				1020	

## IMPORTS INTO CANADA FOR CONSUMPTION

Articles and Countries from which Imported	MONTH OF JUNE 1958		SIX MONTHS ENDED JUNE 1958		Class Number	
	Quantities	Values (\$)	Quantities	Values (\$)		
360 ISRAEL		199		199		
366 PORTUGAL				245		
372 SPAIN				2137		
375 SWEDEN		626		6478		
376 SWITZRLND		481		1687		
384 P RICO				398		
390 GERMANY E				559		
400 U STATES		50636		388051		
CHEMICAL STONEWARE ACID RESIST		160157		1017884	7048	
100 U KINGDOM		467		6476		
400 U STATES		8680		71021		
PORCELAIN RUBBER GLOVE FORMS		9147		77497		
400 U STATES		2409		7703	7049	
ARTIFICIAL TEETH NOT MOUNTED		2409		7703		
100 U KINGDOM		465		2519	7051	
225 TRINIDAD		5407		25762		
335 GERMANY W		3126		27743		
344 ITALY		331		610		
347 JAPAN				590		
354 NETHRLNDS				308		
376 SWITZRLND		5628		74433		
400 U STATES		96900		577849		
BATHS BATHTUBS BASINS ETC NOP		111857		709814	7052	
100 U KINGDOM		119720		532557		
335 GERMANY W		8813		18343		
344 ITALY		1200		18027		
347 JAPAN		28521		106375		
359 NORWAY		1259		8688		
400 U STATES		285652		1516889		
CRUCIBLES N O P AND COVERS		445165		2200879	7053	
100 U KINGDOM		456		6800		
327 FRANCE		54		54		
335 GERMANY W				1482		
400 U STATES		5089		37953		
INSULATORS ELECTRIC PORCELAIN		5599		46289	7055	
100 U KINGDOM		51062		90292		
327 FRANCE				715		
335 GERMANY W				1398		
347 JAPAN		2263		101209		
376 SWITZRLND				2490		
400 U STATES		36834		247477		
MANUFACTURES DF CLAY N O P		90159		443581	7056	
100 U KINGDOM		2512		10637		
215 INDIA				3745		
306 BELGIUM				492		
318 DENMARK				4073		
335 GERMANY W		780		12248		
400 U STATES		46060		358633		
BRIQUETTES OF COAL OR COKE	TON	49352		389828	7060	
400 U STATES	1545	20888	18261	246281		
ANTHRACITE SCREENINGS	TON	1545	20888	18261	246281	7061
400 U STATES			1813	9971		
ANTHRACITE DOMESTIC SIZES	TON		1813	9971	7062	
100 U KINGDOM	2561	41848	13653	223578		
400 U STATES	101428	1268445	456438	6210927		
ANTHRACITE SMALLER SIZES N O P	TON	103989	1310293	470091	6434505	7063
100 U KINGDOM	7027	101785	7972	115506		
400 U STATES	34167	312637	132601	1302940		
COAL BITUMINOUS SUB BITUMINOUS	TON	41194	414422	140573	1418446	7064
400 U STATES	1147799	6156239	5825711	31460589		
COAL LIGNITE	TON	1147799	6156239	5825711	31460589	7065
400 U STATES	41	186	230	1112		
COAL EXWAREHOUSED SHIPS STORES	TON	41	186	230	1112	7066
400 U STATES	47896	249139	92843	491521		
COAL DUST AND COAL N O P	TON	47896	249139	92843	491521	7067
400 U STATES	246	4403	1932	32587		
BENZOL	GAL	246	4403	1932	32587	7070
380 USSR	991914	309193	991914	309193		
400 U STATES	510831	213552	1440320	525684		
COAL TAR CRUDE	GAL	1502745	522745	2432234	834877	7071
100 U KINGDOM	16624	4242	129199	30865		
400 U STATES	40913	6654	289588	54322		
COAL PITCH	CWT	57537	10896	418787	85187	7072
100 U KINGDOM	58706	116701	146169	246167		
400 U STATES	58706	116701	528430	1062418		
CARBOLIC OR HEAVY OIL	GAL	5030	2934	674599	1308585	7073
100 U KINGDOM			473491	109271		

IMPORTS INTO CANADA FOR CONSUMPTION

Articles and Countries from which Imported	MONTH OF JUNE 1958		SIX MONTHS ENDED JUNE 1958		Class Number
	Quantities	Values (\$)	Quantities	Values (\$)	
234 AUSTRALIA	1125	265	5400	1321	
400 U STATES	186830	33848	633142	121276	
COKE PETROLEUM	192985	37047	1112033	231868	7074
TON					
400 U STATES	22261	274776	144297	1810603	
COKE N O P	22261	274776	144297	1810603	7077
TON					
100 U KINGDOM	23	729	42	1406	
400 U STATES	25756	368213	141642	2432088	
DECANTERS AND TUMBLERS	25779	368942	141684	2433494	7079
100 U KINGDOM		335		1479	
306 BELGIUM				1798	
317 CZECHO S				198	
318 DENMARK				236	
327 FRANCE		369		7490	
335 GERMANY W		103		538	
340 HUNGARY		384		1338	
347 JAPAN		575		2305	
354 NETHRLNDS		134		134	
375 SWEDEN				84	
400 U STATES		38542		283627	
LAMP CHIMNEYS		40442		299227	7080
335 GERMANY W				785	
400 U STATES		1899		27297	
GLASS PLATES FOR OPTICAL MFR		1899		28082	7081
100 U KINGDOM				1454	
335 GERMANY W				4361	
400 U STATES		55977		251310	
GLASS CARBOYS BOTTLES JARS		55977		257125	7082
100 U KINGDOM		116982		421850	
231 HONG KONG		247		814	
305 AUSTRIA				116	
306 BELGIUM		97		372	
317 CZECHO S		915		3004	
318 DENMARK				1038	
326 FINLAND				232	
327 FRANCE		3017		19838	
335 GERMANY W		1917		18738	
344 ITALY		512		13368	
347 JAPAN		6372		15566	
375 SWEDEN		74		1664	
376 SWITZRLND				478	
400 U STATES		595295		2625018	
GLASS TABLEWARE CUT GLASS NOP		725428		3122096	7083
100 U KINGDOM		33040		163753	
220 BERMUDA				114	
305 AUSTRIA		82		483	
306 BELGIUM		15876		65412	
317 CZECHO S		48412		161312	
318 DENMARK		639		7839	
326 FINLAND				811	
327 FRANCE		3750		44017	
335 GERMANY W		48760		235922	
340 HUNGARY		751		15042	
344 ITALY		6061		28663	
347 JAPAN		9657		64467	
352 MEXICO				85	
354 NETHRLNDS		1852		10299	
365 POLAND		662		8523	
366 PORTUGAL		356		356	
372 SPAIN				53	
375 SWEDEN		4537		35226	
389 IRELAND				3064	
390 GERMANY E		826		3406	
400 U STATES		132898		826540	
LAMP BULBS AND TUBING FOR		308159		1675387	7084
100 U KINGDOM		269		1922	
335 GERMANY W		664		1014	
354 NETHRLNDS				880	
400 U STATES		165794		1375216	
GLASS SHADES OR GLOBES		166727		1379032	7085
100 U KINGDOM				3191	
327 FRANCE				504	
335 GERMANY W				337	
344 ITALY		208		208	
400 U STATES		7692		77236	
LENSES GLASS N O P		7900		81476	7086
100 U KINGDOM		250		1195	
305 AUSTRIA				124	
327 FRANCE				999	
335 GERMANY W				17143	
347 JAPAN		184		350	
400 U STATES		16451		134236	
FRESNEL TYPE LENSES GLOBES		16885		154047	7087
100 U KINGDOM				532	
400 U STATES		16945		55235	
		16945		55767	

## IMPORTS INTO CANADA FOR CONSUMPTION

Articles and Countries from which Imported	MONTH OF JUNE 1958		SIX MONTHS ENDED JUNE 1958		Class Number
	Quantities	Values (\$)	Quantities	Values (\$)	
MOULDED SHAPES FOR ELECT FIXT					7088
100 U KINGDOM		127		18652	
305 AUSTRIA				6641	
317 CZECHO S		6302		24439	
335 GERMANY W		4761		26735	
344 ITALY				65	
354 NETHRLNDS		3862		20167	
375 SWEDEN		187		187	
400 U STATES		109107		784124	
		124346		881010	
HEAT RESISTING GLASSWARE					7089
100 U KINGDOM		14501		86089	
305 AUSTRIA				500	
306 BELGIUM				82	
317 CZECHO S		676		1055	
335 GERMANY W		367		6311	
400 U STATES		357693		2448723	
		373237		2542760	
SHEET GLASS OVER 34 OZ SQ FT	SQ FT				7090
100 U KINGDOM	42794	12587	312298	91589	
306 BELGIUM	221829	60866	1256425	343805	
317 CZECHO S	23300	4935	69310	13128	
327 FRANCE	55435	11753	310783	71966	
335 GERMANY W	260444	54478	971027	224148	
347 JAPAN	4200	870	33985	5594	
354 NETHRLNDS			1640	1116	
372 SPAIN	992	285	992	285	
390 GERMANY E			18000	2267	
400 U STATES	92358	32530	514041	186678	
	701352	178304	3488501	940576	
SHEET GLASS TRANSPRT TO 34 OZ	SQ FT				7091
100 U KINGDOM	578905	55833	4646824	435687	
306 BELGIUM	1617823	178620	7334861	802481	
313 CHINA			12200	625	
317 CZECHO S	973952	39848	3571276	143516	
327 FRANCE	342906	42842	2185135	206311	
335 GERMANY W	753696	66766	4563071	399419	
347 JAPAN	567909	33975	2244769	133514	
365 POLAND	314000	6997	640000	14848	
370 ROUMANIA	42000	1597	42000	1597	
372 SPAIN	6355	606	6355	606	
380 USSR	254000	10703	801300	35056	
390 GERMANY E	240000	13380	1145600	55235	
400 U STATES			3730	836	
	5691546	451167	27197121	2229731	
PLATE GLASS NOT OVER 7 SQ FT	SQ FT				7093
100 U KINGDOM	22348	8079	196009	76970	
306 BELGIUM	10091	4543	36165	15896	
327 FRANCE	16954	6896	52242	20115	
400 U STATES	21628	7761	77460	35106	
	71091	27279	361876	148087	
PLATE GLASS 7 TO 25 SQ FT	SQ FT				7094
100 U KINGDOM	210390	88447	2563413	989329	
306 BELGIUM	35021	18236	182398	91905	
317 CZECHO S	272	219	272	219	
327 FRANCE	43028	21323	116698	58117	
335 GERMANY W	13549	6119	56996	31904	
354 NETHRLNDS	621	443	1087	926	
400 U STATES	89415	48020	458815	241349	
	322296	182807	3379679	1413749	
PLATE GLASS N O P	SQ FT				7095
100 U KINGDOM	216617	115848	1388571	743329	
306 BELGIUM	115189	63125	664292	351888	
327 FRANCE	56915	26817	170756	88954	
335 GERMANY W	55088	27770	195997	102144	
354 NETHRLNDS			1091	731	
400 U STATES	799733	354510	5057587	2290856	
	1243542	588070	7478294	3577902	
LAMINATED GLASS SHEETS	SQ FT				7097
100 U KINGDOM	13069	6533	189022	96685	
306 BELGIUM	1560	3020	12278	16377	
335 GERMANY W	10330	5357	54107	28194	
400 U STATES	274	992	5407	9153	
	25233	15902	260814	150409	
GLASS SHEETS WIRED	SQ FT				7099
100 U KINGDOM	89127	31784	437301	154489	
306 BELGIUM	14010	2599	59403	11520	
327 FRANCE	37354	4797	58020	7306	
335 GERMANY W	8308	2814	16186	4814	
354 NETHRLNDS	13153	6820	60270	35279	
365 POLAND			7481	592	
400 U STATES	4645	2948	9242	5667	
	166597	51762	647903	219667	
GLASS CAST AND SHEET GLASS N O P	SQ FT				7100
100 U KINGDOM	16292	3678	97369	19427	
306 BELGIUM	6712	2609	19480	6970	
327 FRANCE			1100	150	
335 GERMANY W	2297	1009	6003	3201	
400 U STATES	6254	2045	23567	6991	
	31555	9341	147519	36739	
ORNAMENTAL COLOURED GLASS	SQ FT				7111
100 U KINGDOM	29525	10419	120887	36314	
306 BELGIUM	13590	2567	36170	6627	
317 CZECHO S			12000	5922	
327 FRANCE			1070	4022	
335 GERMANY W			19575	15683	

IMPORTS INTO CANADA FOR CONSUMPTION

131

Articles and Countries from which Imported	MONTH OF JUNE 1958		SIX MONTHS ENDED JUNE 1958		Class Number
	Quantities	Values (\$)	Quantities	Values (\$)	
354 NETHRLNDS	285	163	2258	1263	
400 U STATES	32720	26808	63392	58582	
	76120	39957	255352	128413	
PAINTED OBSCURED WHITE GLASS	SQ FT				7112
100 U KINGDOM	114812	20226	1098019	180702	
306 BELGIUM	83444	12976	603023	85262	
317 CZECHO S	4000	184	14000	642	
327 FRANCE	41108	4038	127212	11279	
335 GERMANY W	9100	2905	89341	19446	
347 JAPAN	31500	2183	51500	3590	
354 NETHRLNDS	626	442	686	524	
400 U STATES	56982	17333	418746	141600	
	341572	60287	2402527	443045	
STAINED OR ORNAMENTAL WINDOWS					7113
100 U KINGDOM		5414		16630	
305 AUSTRIA				1237	
306 BELGIUM		1097		2442	
327 FRANCE		11458		41486	
335 GERMANY W		390		2114	
354 NETHRLNDS		161		574	
365 POLAND				1176	
389 IRELAND				1157	
400 U STATES		262		2079	
		18782		68895	
MIRRORS OF GLASS FRAME OR NOT					7114
100 U KINGDOM		14435		75361	
231 HONG KONG				58	
305 AUSTRIA				117	
306 BELGIUM		30389		150689	
318 DENMARK				473	
327 FRANCE				65	
335 GERMANY W		5211		25733	
344 ITALY		889		4268	
347 JAPAN		5267		25718	
354 NETHRLNDS		4311		9037	
375 SWEDEN				122	
400 U STATES		83908		469775	
		144410		761416	
GLASS BALLS FOR FIBRES OR YARN					7120
100 U KINGDOM		10500		37189	
400 U STATES		28575		123013	
		39075		160202	
GLASS TO BE CUT OR MOUNTED					7121
100 U KINGDDM				274	
306 BELGIUM		11147		52521	
317 CZECHO S		847		3956	
327 FRANCE				971	
335 GERMANY W		3211		33407	
340 HUNGARY		1102		2725	
400 U STATES		24895		149438	
		41202		243292	
GLASS BLANKS FOR REFLECTORS					7122
400 U STATES		18403		111671	
		18403		111671	
BEADS FOR MFR IMITATION PEARLS					7123
305 AUSTRIA				1629	
400 U STATES		653		19096	
		653		20725	
ARTIFICIAL EYES CONTACT LENSES					7124
327 FRANCE				110	
335 GERMANY W				120	
400 U STATES		1513		6560	
		1513		6790	
PHOTOGRAPHIC DRY PLATES					7125
100 U KINGDOM		2411		26358	
306 BELGIUM		600		3710	
400 U STATES		4577		57047	
		7588		87115	
SPECTACLES EYE GLASS LENSES					7126
100 U KINGDOM		602		4368	
305 AUSTRIA		1638		41248	
327 FRANCE		1883		51241	
335 GERMANY W		7504		33909	
344 ITALY		9316		97757	
347 JAPAN		889		45427	
400 U STATES		26780		374051	
		48612		648001	
MANUFACTURES OF GLASS N O P					7127
100 U KINGDOM		5508		42738	
231 HONG KONG		3649		41252	
305 AUSTRIA		101		7558	
306 BELGIUM		33833		243422	
317 CZECHO S		3754		19385	
318 OENMARK		820		4868	
326 FINLAND				465	
327 FRANCE		7062		20445	
335 GERMANY W		18135		91144	
344 ITALY		13303		54631	
347 JAPAN		3814		20462	
352 MEXICO				484	
354 NETHRLNDS		285		1489	
375 SWEDEN		3800		14812	
376 SWITZRLND		218		1087	
390 GERMANY E				183	
400 U STATES		215623		1077757	
		309905		1642182	

## IMPORTS INTO CANADA FOR CONSUMPTION

Articles and Countries from which Imported	MONTH OF JUNE 1958		SIX MONTHS ENDED JUNE 1958		Class Number
	Quantities	Values (\$)	Quantities	Values (\$)	
GLASS WOOL OR FIBRE GLASS	LB				
100 U KINGDOM			2565	738	7128
400 U STATES	101731	59005	769134	368611	
	101731	59005	771699	369349	
GLASS BLOCKS					
317 CZECHO S		3414		7719	7129
352 MEXICO		1685		9830	
400 U STATES		51039		252505	
		56138		270054	
PLUMBAGO NOT GROUND OR MFRD					
100 U KINGDOM				201	7131
203 B E AFR				346	
327 FRANCE				209	
333 MADAGASCAR				138	
335 GERMANY W				62	
352 MEXICO		6955		15685	
400 U STATES		5699		16412	
		12654		33060	
CRUCIBLES PLUMBAGO AND COVERS					
100 U KINGDOM		1054		27446	7132
400 U STATES		14375		55552	
		15429		82998	
PLUMBAGO GROUND AND MFRS NOP					
100 U KINGDOM		3485		23394	7133
335 GERMANY W		1867		8468	
354 NETHRLNDS				57	
376 SWITZRLND		79		135	
400 U STATES		64517		442685	
		69948		474739	
MICA UNMANUFACTURED	CWT				
100 U KINGDOM			1	400	7138
215 INDIA	195	19554	2583	132720	
309 BRAZIL			7	556	
400 U STATES			1574	16443	
	195	19554	4165	150119	
MICA MANUFACTURES OF					
100 U KINGDOM		3268		17633	7139
335 GERMANY W				56	
352 MEXICO				848	
400 U STATES		28376		197821	
		31644		216358	
ASPHALTUM OR ASPHALT	CWT				
100 U KINGDOM	44	257	44	257	7141
400 U STATES	48861	101243	149608	303196	
	48905	101500	149652	303453	
ASPHALTUM OIL FOR PAVING	GAL				
400 U STATES	125955	14564	134054	15656	7143
	125955	14564	134054	15656	
OIL FOR CONCENTRATION OF ORES	GAL				
400 U STATES	13117	14227	89692	118649	7151
	13117	14227	89692	118649	
CRUDE PETROLEUM	M GAL				
303 ARABIA	86858	5682246	443943	29237241	7153
343 IRAQ			8545	619679	
387 VENEZUELA	198625	15567568	1191322	94895291	
400 U STATES	4637	436626	44930	4395685	
	290120	21686440	1688740	129147896	
PETROLEUM TOPS FOR REFINERS	GAL				
225 TRINIDAD	14718903	1058866	27841042	2008889	7154
	14718903	1058866	27841042	2008889	
FUEL OIL EXWARE SHIPS STORES	GAL				
AVIATION GASOLINE	GAL				
357 NETH ANT	1421832	279016	3541265	700534	7161
381 ALASKA	91707	21720	411687	110632	
400 U STATES	3619637	685077	25627910	5126732	
	5133176	985813	29580862	5937898	
KEROSENE N O P	GAL				
381 ALASKA	1016	283	63494	14242	7162
400 U STATES	200150	32527	1762520	266460	
	201166	32810	1826014	280702	
ENGINE DISTILLATE 8017 OR OVER	GAL				
400 U STATES	3697	503	16936	2310	7163
	3697	503	16936	2310	
GASOLINE UNDER 8236 SP G N O P	GAL				
357 NETH ANT	4328447	517963	32122284	4055181	7164
381 ALASKA	105065	21997	922476	193045	
400 U STATES	1301716	205871	10842726	1922945	
	5735228	745831	43887486	6171171	
CASINGHEAD GASOLINE BLENDING	GAL				
LUB OILS UNDER 25C PER GAL	GAL				
100 U KINGDOM			798	117	7166
400 U STATES	1901271	405208	7023433	1516451	
	1901271	405208	7024231	1516568	
PETRO LUB OILS 25C GAL OR OVER	GAL				
100 U KINGDOM	9744	6390	25437	23037	7167
327 FRANCE			21	126	
354 NETHRLNDS			11940	8582	
375 SWEDEN			40	55	
376 SWITZRLND			40	332	
381 ALASKA	5447	4539	22705	20537	
400 U STATES	1229712	554143	6940508	3125109	
	1244903	565072	7000691	3177778	
OILS MINERAL N O P	GAL				
100 U KINGDOM			9117	2329	7168

IMPORTS INTO CANADA FOR CONSUMPTION

Articles and Countries from which Imported	MONTH OF JUNE 1958		SIX MONTHS ENDED JUNE 1958		Class Number
	Quantities	Values (\$)	Quantities	Values (\$)	
306 BELGIUM			44440	13955	
354 NETHRLNDS			197	180	
400 U STATES	64212	80373	448713	529196	
	64212	80373	502467	545660	
STOVE OIL NO 1 FUEL OIL	GAL				7171
357 NETH ANT	3943200	396267	38542839	4037689	
381 ALASKA	1701	360	3360392	609439	
387 VENEZUELA	4095322	385624	4095322	385624	
400 U STATES	71461	10465	11167690	1625548	
	8111684	792716	57166243	6658300	
LIGHT FUEL OILS NOS 2 AND 3	GAL				7172
357 NETH ANT	10539124	985013	33663417	3330662	
387 VENEZUELA			2396032	241116	
400 U STATES	11633528	1265927	25434070	2867325	
	22172652	2250940	61493519	6439103	
HEAVY FUEL OILS NOS 4 5 AND 6	GAL				7173
357 NETH ANT	6867152	424901	26430381	1679758	
387 VENEZUELA	3453800	213032	6889389	426939	
400 U STATES	26711162	1632746	70104956	4713347	
	37032114	2270679	103424726	6820044	
DIESEL FUEL	GAL				7174
100 U KINGDOM	16368	2249	25078	3556	
335 GERMANY W	10422	1505	10422	1505	
354 NETHRLNDS	10330	1373	10330	1373	
357 NETH ANT	313521	29521	6071457	591961	
381 ALASKA	10398	1865	1180855	192441	
387 VENEZUELA			94494	9501	
400 U STATES	320919	40546	10098007	1255187	
	681958	77059	17490643	2055524	
PETROL GREASE LUBRICATING NOP	LB				7181
100 U KINGDOM	612	124	11739	3562	
335 GERMANY W			3940	790	
381 ALASKA	420	105	45190	6472	
400 U STATES	1730956	207908	7673777	957821	
	1731988	208137	7734646	968645	
PETROL JELLIES TOILET MEDICINE				118	7182
100 U KINGDOM					
400 U STATES		74116		406962	
		74116		407080	
PARAFFINE WAX	LB				7183
100 U KINGDOM			4480	415	
215 INDIA	140000	6365	840000	38291	
400 U STATES	3310157	213179	19938632	1356765	
	3450157	219544	20783112	1395471	
CANDLES PARAFFINE WAX	LB				7184
100 U KINGDOM			64	129	
318 DENMARK			132	56	
335 GERMANY W			1133	518	
347 JAPAN	15440	2729	53028	11023	
372 SPAIN			84	195	
376 SWITZRLND			420	84	
389 IRELAND			4580	1603	
400 U STATES	10487	2559	56026	17274	
	25927	5288	115467	30882	
PRODUCTS OF PETROLEUM N O P	GAL				7185
100 U KINGDOM			540	213	
381 ALASKA	2262	883	9053	4132	
400 U STATES	1805250	316436	8740502	1813826	
	1807512	317319	8750095	1818171	
LIQUEFIED PETROLEUM GASES	GAL				7186
100 U KINGDOM	3410	341	3410	341	
327 FRANCE	35	138	35	138	
400 U STATES	1830100	159449	11441824	1242152	
	1833545	159928	11445269	1242631	
NAPHTHA INCL SOLVENT NAPHTHA	GAL				7187
100 U KINGDOM			256	1136	
381 ALASKA			7552	2750	
400 U STATES	1125953	248221	5873606	1318287	
	1125953	248221	5881414	1322173	
ARTIFICIAL ABRASIVE GRAINS					7191
100 U KINGDOM		2448		2448	
400 U STATES		138771		865929	
		141219		868377	
DIAMONDS BLACK BORT FOR BORERS	CARAT				7192
100 U KINGDOM	5058	18267	54934	268005	
207 UN SO AFR	7471	52850	55548	273847	
221 R GUIANA			190	1800	
306 BELGIUM			858	5134	
335 GERMANY W			19	144	
400 U STATES	81045	452330	353248	2000594	
	93574	523447	464797	2549524	
DIATOMACEOUS EARTH	CWT				7193
318 DENMARK			653	723	
400 U STATES	44425	103104	282550	602951	
	44425	103104	283203	603674	
EMERY IN BULK					7194
335 GERMANY W				269	
400 U STATES		34442		132000	
		34442		132269	
GRINDING WHEELS BONDED					7195
100 U KINGDOM		4507		20446	
305 AUSTRIA				380	
335 GERMANY W		687		18989	
354 NETHRLNDS		239		1030	
359 NORWAY		2380		16710	
375 SWEDEN		72		2363	

## IMPORTS INTO CANADA FOR CONSUMPTION

Articles and Countries from which Imported	MONTH OF JUNE 1958		SIX MONTHS ENDED JUNE 1958		Class Number
	Quantities	Values (\$)	Quantities	Values (\$)	
376 SWITZRLND				611	
400 U STATES		152585		867954	
GRINDING STONES BLOCKS BONDED		160470		928483	7196
100 U KINGDOM				1349	
306 BELGIUM				241	
335 GERMANY W		227		4462	
375 SWEDEN				316	
400 U STATES		11936		143641	
GRINDSTONES 36 INCHES OR OVER	NO	12163		150009	7198
400 U STATES			24	100	
GRINDSTONES N O P	NO		24	100	7199
100 U KINGDOM			85	657	
400 U STATES	31	494	226	2022	
PUMICE PUMICE STONE LAVA TUFFA	31	494	311	2679	7200
344 ITALY				3704	
400 U STATES		22682		135405	
COATED ABRASIVE PAPER CLOTH		22682		139109	7202
100 U KINGDOM				898	
335 GERMANY W		2215		3217	
359 NORWAY				1183	
365 POLAND		1028		3295	
376 SWITZRLND				451	
400 U STATES		63729		387911	
MFRS OF ABRASIVES N O P		66972		396955	7203
100 U KINGDOM		1289		9197	
335 GERMANY W				4990	
344 ITALY				96	
376 SWITZRLND				225	
400 U STATES		34505		241597	
BUILDING STONE N O P	CWT	35794		256105	7210
100 U KINGDOM			4	57	
400 U STATES	54889	52823	301947	278101	
GRANITE ROUGH	54889	52823	301951	278158	7215
309 BRAZIL				1233	
326 FINLAND		2434		9826	
359 NORWAY		761		1231	
375 SWEDEN		13180		87523	
400 U STATES		11986		62541	
GRANITE SAWN		28361		162354	7216
326 FINLAND				2907	
335 GERMANY W				82	
375 SWEDEN		3959		17320	
400 U STATES		7373		24380	
GRANITE MANUFACTURES		11332		44689	7218
100 U KINGDOM				207	
306 BELGIUM				1585	
326 FINLAND		9417		46141	
335 GERMANY W				1652	
344 ITALY				4248	
375 SWEDEN		932		33837	
400 U STATES		8172		50212	
GYPNUM		18521		137882	7221
100 U KINGDOM	TON		20	824	
352 MEXICO	11	460			
400 U STATES	12000	95131	52300	253585	
LIME	80	1904	163	4086	7223
100 U KINGDOM	12091	97495	52483	258495	
400 U STATES	CWT				
100 U KINGDOM	1577	1123	3494	2492	
400 U STATES	19354	12343	150306	93577	
PLASTER OF PARIS WALL PLASTER	20931	13466	153800	96069	7224
100 U KINGDOM			175	263	
335 GERMANY W			50	120	
344 ITALY			22	65	
400 U STATES	69264	75145	197934	256483	
CEMENT PORTLAND	69264	75145	198181	256931	7225
100 U KINGDOM	CWT				
306 BELGIUM	19321	22216	84959	79638	
318 DENMARK	5732	8352	25591	37170	
327 FRANCE	8377	13397	11780	18731	
335 GERMANY W	5099	9133	7743	13503	
400 U STATES	8444	16929	13765	27177	
CEMENT MANUFACTURES N O P	20913	33213	269003	340389	7226
100 U KINGDOM	67886	103240	412841	516608	
327 FRANCE		7251		29200	
344 ITALY				7251	
375 SWEDEN		1397		1011	
400 U STATES		49392		1397	
WHITE PORTLAND CEMENT CLINKER		58040		162915	7227
335 GERMANY W	CWT			201774	
400 U STATES	27350	30832	27350	30832	
	10574	11553	133701	147318	
	37924	42385	161051	178150	



IMPORTS INTO CANADA FOR CONSUMPTION

135

Articles and Countries from which Imported	MONTH OF JUNE 1958		SIX MONTHS ENDED JUNE 1958		Class Number
	Quantities	Values (\$)	Quantities	Values (\$)	
MARBLE ROUGH					7231
306 BELGIUM				4456	
344 ITALY		1576		6300	
375 SWEDEN				1050	
400 U STATES				2452	
		1576		14258	
MARBLE SAWN					7232
306 BELGIUM		6642		26681	
344 ITALY		34196		99589	
366 PORTUGAL				157	
400 U STATES		18594		140279	
		59432		266706	
MARBLE FOR TOMBSTONES					7233
400 U STATES		2352		20141	
		2352		20141	
MARBLE MANUFACTURES N O P					7234
100 U KINGDOM				177	
306 BELGIUM		2990		22111	
327 FRANCE		142		142	
335 GERMANY W		1366		2552	
344 ITALY		6226		38012	
366 PORTUGAL				2974	
400 U STATES		9531		26412	
		20255		92380	
MARBLE ORNAMENTAL FOR CHURCHES					7235
305 AUSTRIA				2099	
344 ITALY		8622		64941	
400 U STATES				1711	
				68751	
ROOFING SLATE					7241
100 U KINGDOM	sq		10	462	
400 U STATES		2023	253	8239	
	sq	2023	263	9401	
SLATE MANUFACTURES N O P					7243
100 U KINGDOM		2741		60950	
335 GERMANY W		71		274	
344 ITALY		245		947	
366 PORTUGAL		2435		3853	
390 GERMANY E				90	
400 U STATES		727		9117	
		6219		75231	
CURLING STONES AND HANDLES					7254
100 U KINGDOM	PAIR			8302	
400 U STATES	140	5447	208	202	
	140	5447	224	8504	
FELDSPAR					7256
400 U STATES	CWT	3076	9176	9369	
		3076	9176	9369	
FLINT AND GROUND FLINT STONE					7257
327 FRANCE	CWT		552	827	
400 U STATES	530	440	5324	8573	
	530	440	5876	9400	
FLUORSPAR					7258
100 U KINGDOM	CWT		1569	3380	
352 MEXICO	144577	149156	260685	271899	
400 U STATES	8039	17475	41096	90736	
	152616	166631	303350	366015	
MAG OX AND CARB FOR INSULATION					7261
100 U KINGDOM	CWT	201	1248	1194	8002
400 U STATES	2020	8801	9430	37265	
	2221	10049	10624	45267	
PHOSPHATE ROCK					7263
306 BELGIUM	CWT	11127	29317	29127	79562
400 U STATES	2027564	780288	5066029	2434129	
	2038691	809605	5095156	2513691	
SILICA SAND					7264
400 U STATES	CWT	874997	164259	5440392	980777
		874997	164259	5440392	980777
SAND AND GRAVEL N O P					7265
100 U KINGDOM	TON		1650	2063	
400 U STATES	31858	36348	45655	67634	
	31858	36348	47305	69697	
SILEX OR CRYSTALLIZED QUARTZ					7266
100 U KINGDOM	CWT	423	204	457	288
309 BRAZIL				8	7915
400 U STATES	17287	9449	106953	78867	
	17710	9653	107418	87070	
STONE REFUSE					7267
344 ITALY	TON	50	500	50	500
400 U STATES				334	387
	50	500	384	887	
TALC OR SOAPSTONE					7268
344 ITALY	CWT	2256	4701	4541	9256
400 U STATES	32049	56965	155093	265705	
	34305	61666	159634	274961	
WHITING GILDERS PARIS WHITE					7269
100 U KINGDOM	CWT	5386	4544	18877	17213
327 FRANCE	9021	2619	13021	3862	
400 U STATES	9056	22480	48490	109165	
	23463	29643	80388	130240	
STONE AND MANUFACTURES N O P					7270
100 U KINGDOM		145		999	
231 HONG KONG				531	
335 GERMANY W		339		1613	
344 ITALY		1088		7391	
400 U STATES		4449		22408	
		6021		32942	

## IMPORTS INTO CANADA FOR CONSUMPTION

Articles and Countries from which Imported	MONTH OF JUNE 1958		SIX MONTHS ENDED JUNE 1958		Class Number
	Quantities	Values (\$)	Quantities	Values (\$)	
ROOFING GRANULES 400 U STATES	CWT 274374	287363	991107	1037363	7271
STONE CRUSHED 400 U STATES	TON 274374	287363	991107	1037363	7272
QUARTZ PIEZO ELECTRIC 100 U KINGDOM	LB 88398	126594	320162	470384	7273
309 BRAZIL	574	3260	5	667	
400 U STATES	51	1447	465	15076	
MAGNESIA DEAD BURNED SINTERED 100 U KINGDOM	CWT 625	4707	3321	37350	7274
388 YUGO SLAV	71000	207480	1120	3785	
400 U STATES	9330	50541	82321	393821	
MAGNESIA CAUSTIC CALCINED 100 U KINGDOM	CWT 80330	258021	154441	605086	7275
215 INDIA	2072	8665	457	1404	
354 NETHRLNDS	2072	8665	229	1836	
400 U STATES	2072	8665	220	717	
ELECTRIC OR BLAST FURNACE SLAG 400 U STATES	CWT 30733	4762	129842	17502	7280
BARYTES 335 GERMANY W	CWT 30733	4762	129842	17502	7281
400 U STATES	1320	1769	4859	6608	
CARBONS 3 TO 35 INCHES CIRCUM 100 U KINGDOM	600	1910	8503	22126	7282
327 FRANCE	1920	3679	13362	28734	
347 JAPAN		48523		54368	
400 U STATES		440		7559	
CARBONS OVER 35 INCHES CIRCUM 100 U KINGDOM		307		307	7283
347 JAPAN		44748		215395	
400 U STATES		94018		277629	
ELECTRIC LIGHT CARBONS N O P 100 U KINGDOM	LB 216	254	416	559	7284
335 GERMANY W	2069	2509	15743	18702	
347 JAPAN	1454	7368	245	241	
400 U STATES	3739	10131	60093	51715	
CRAYONS 100 U KINGDOM		482		1293	7285
317 CZECHO S				1643	
327 FRANCE				589	
335 GERMANY W		2725		18820	
347 JAPAN		414		1976	
354 NETHRLNDS				517	
400 U STATES		37674		174538	
DIAMONDS UNSET 100 U KINGDOM	CARAT 879	127668	3710	523410	7286
207 UN SO AFR	28	1286	191	47344	
221 B GUIANA	1668	279933	30	1756	
306 BELGIUM	1	74	13627	1900498	
327 FRANCE			48	6391	
335 GERMANY W			107	10528	
344 ITALY			8	3175	
354 NETHRLNDS	272	53485	952	155483	
360 ISRAEL	467	52307	4098	441613	
387 VENEZUELA	1	512	1	512	
400 U STATES	432	64296	4071	622486	
FOUNDRY FACINGS OF ALL KINDS 100 U KINGDOM	3748	579561	26843	3713196	7288
335 GERMANY W				717	
400 U STATES		12819		621	
FULLERS EARTH IN BULK ONLY 100 U KINGDOM		12819		63999	7289
400 U STATES				65337	
GAS IMPORTEO BY PIPE LINE 400 U STATES	M FT 3255554	762578	15988881	3552163	7290
INSULATORS ELECTRIC N O P 100 U KINGDOM	3255554	762578	15988881	3552163	7291
335 GERMANY W		37251		133759	
359 NORWAY		188		862	
376 SWITZRLNO				224	
400 U STATES		40845		2820	
MAGNESIA PIPE COVERING 100 U KINGDOM		78284		265702	7292
400 U STATES				403457	
MINERAL WOOL 327 FRANCE	LB 151000	13595	39927	8660	7295
400 U STATES	151000	13595	946184	118136	
			986111	126796	

IMPORTS INTO CANADA FOR CONSUMPTION

Articles and Countries from which Imported	MONTH OF JUNE 1958		SIX MONTHS ENDED JUNE 1958		Class Number
	Quantities	Values (\$)	Quantities	Values (\$)	
SALT TABLE					
400 U STATES	CWT				7296
	40	3580	482	17759	
	40	3580	482	17759	
SALT FOR FISHERIES					
100 U KINGDOM	CWT		448	415	7297
224 JAMAICA		41880	93124	24570	
227 BAHAMAS		175120	403734	84076	
372 SPAIN		89572	139410	37969	
400 U STATES			31000	7750	
		306572	667716	154780	
SALT IN BULK N O P					
352 MEXICO	CWT		408867	22303	7298
400 U STATES		246132	685343	163748	
		246132	1094210	186051	
SALT IN BAGS BARRELS					
100 U KINGDOM	CWT		5685	7231	7299
400 U STATES		1746	2204	118633	
		18601	17739	100762	
		20347	19943	124318	
SULPHUR AND BRIMSTONE					
400 U STATES	CWT		2230559	2512062	7300
		524766	2230559	2512062	
MINERAL SUBSTANCES N O P					
100 U KINGDOM		5636		52970	7301
205 RHOD NYAS				123484	
207 UN SO AFR		45060		147877	
231 HONG KONG		95		438	
234 AUSTRALIA		54		54	
305 AUSTRIA				403	
306 BELGIUM		691		6685	
318 DENMARK				128	
327 FRANCE		214		3793	
335 GERMANY W		1045		6450	
344 ITALY		6407		36824	
347 JAPAN		144		1574	
354 NETHRLNDS				373	
376 SWITZRLND		92		92	
400 U STATES		447851		2598830	
		507289		2979975	
VERMICULITE CRUDE					
207 UN SO AFR		10217		39419	7302
400 U STATES		22356		113285	
		32573		152704	
ASPHALT TILE FOR FLOORING					
400 U STATES	SG FT				7303
	82255	8144	416502	39086	
	82255	8144	416502	39086	
ANDALUSITE KYANITE MULLITE ETC					
207 UN SO AFR	CWT		230	360	7304
400 U STATES		1610	11379	35590	
		1610	11609	35950	

## IMPORTS INTO CANADA FOR CONSUMPTION

Articles and Countries from which Imported	MONTH OF JUNE 1958		SIX MONTHS ENDED JUNE 1958		Class Number
	Quantities	Values (\$)	Quantities	Values (\$)	
<u>GROUP B</u>					
<u>CHEMICALS AND ALLIED PRODUCTS</u>					
ACID BORACIC 25 LBS OR OVER 400 U STATES	LB 348210	18996	1721996	103076	8001
	348210	18996	1721996	103076	
ACID HYDROFLUOSILICIC 400 U STATES	LB 5135	323	90991	7413	8002
	5135	323	90991	7413	
ACID MURIATIC 400 U STATES	LB 170062	2283	2381372	29105	8003
	170062	2283	2381372	29105	
ACETYLSALICYLIC ACID 100 U KINGDOM 400 U STATES	LB 23216	14197	309238	179190	8004
	20000	9575	368886	187256	
	43216	23772	678124	366446	
ACID NITRIC 400 U STATES	LB 4348	593	4478917	173240	8005
	4348	593	4478917	173240	
ACID PHOSPHORIC 400 U STATES	LB 114660	3971	300608	17009	8006
	114660	3971	300608	17009	
ACID SULPHURIC 400 U STATES	LB 287634	3049	1985674	20810	8008
	287634	3049	1985674	20810	
ACID LACTIC 100 U KINGDOM 318 DENMARK 335 GERMANY W 354 NETHRLNDS 400 U STATES	LB 84250	17510	106150	24342	8009
	7500	1360	19500	3565	
	4409	947	33143	5720	
	2910	486	60139	13369	
	7249	1018	41815	6009	
	106318	21321	260747	53005	
ACID NICOTINIC 376 SWITZRLND 400 U STATES	LB 1100	2895	550	5038	8010
	1100	2895	1100	2895	
			1650	7933	
SALICYLIC ACID 100 U KINGDOM 400 U STATES	LB 1000	409	1000	409	8011
	1850	839	6000	2611	
	2850	1248	7000	3020	
ACID ACETIC AND PYROLIGNEOUS 400 U STATES	GAL		579	977	8012
			579	977	
ACID CRESYLIC 100 U KINGDOM 400 U STATES	LB 19049	2177	165227	14756	8015
	19049	2177	113900	24324	
			279127	39080	
XANTHATES FOR ORES 100 U KINGDOM 335 GERMANY W 400 U STATES	LB 382200	89517	550	79	8016
			142750	30834	
			2717154	710614	
	382200	89517	2860454	741527	
ACID OXALIC 327 FRANCE 335 GERMANY W 354 NETHRLNDS 400 U STATES	LB 50639	6652	44004	5238	8017
			313009	38522	
			116073	13793	
	1300	236	77890	12885	
	51939	6888	550976	70438	
ACID TANNIC 100 U KINGDOM 306 BELGIUM 327 FRANCE 344 ITALY 400 U STATES	LB 1120	910	4480	4973	8020
	5071	6072	8826	10242	
	1102	1862	4078	6035	
			551	871	
	505	527	6250	7282	
	7798	9371	24185	29403	
TARTARIC ACID CRYSTAL OR POWD 100 U KINGDOM 344 ITALY 400 U STATES	LB 79520	27183	240454	83701	8021
	13346	4325	57473	18919	
	230	119	1196	757	
	93096	31627	299123	103377	
ACIOS N O P 100 U KINGDOM 306 BELGIUM 314 COLOMBIA 318 DENMARK 327 FRANCE 335 GERMANY W 344 ITALY 347 JAPAN 352 MEXICO 376 SWITZRLND 400 U STATES	LB 61572	16541	406934	105423	8022
			220	372	
	80912	8555	230081	27649	
	8158	1603	96105	20695	
			10111	8248	
	10935	1871	130666	27744	
			1102	1531	
	31	4469	65	10033	
			220	1516	
	110	1347	52	2715	
	557900	148683	3157161	736793	
	719618	183069	4032717	942719	
ACID ARSENIC 400 U STATES	LB 48789	1530	292832	9337	8023
	48789	1530	292832	9337	
ASCORBIC ACID 318 DENMARK 376 SWITZRLND 400 U STATES		4326		4326	8024
		11286		38451	
		32618		122287	
		48230		165064	

IMPORTS INTO CANADA FOR CONSUMPTION

139

Articles and Countries from which Imported		MONTH OF JUNE 1958		SIX MONTHS ENDED JUNE 1958		Class Number
		Quantities	Values (\$)	Quantities	Values (\$)	
ACID FORMIC	335 GERMANY W 354 NETHRLNDS 400 U STATES	LB 64879	6605	489026 79406 55462	49399 6504 9350	8025
		254	131	623894	65253	
ACID CHROMIC	100 U KINGDOM 335 GERMANY W 400 U STATES	LB 1000	303	98168 4409 311475	24835 1227 85599	8026
		58100	15698	414052	111661	
ACID CARBOLIC OR PHENDL	400 U STATES	LB 120420	21207	1601968	285667	8027
		120420	21207	1601968	285667	
AMYL ALCOHOL	400 U STATES	GAL 11033	17462	11237	18217	8032
		11033	17462	11237	18217	
BUTYL ALCOHOL	400 U STATES	LB 21237	2989	251597	33380	8034
		21237	2989	251597	33380	
METHYL ETHYL KETONE ETC	400 U STATES	LB 136788	18813	2521582	315137	8035
		136788	18813	2521582	315137	
ETHYL AND METHYL ALCOHOL	400 U STATES	GAL 9407	3959	57903	25796	8036
		9407	3959	57903	25796	
RUM TO BE DENATURED	221 B GUIANA 224 JAMAICA 400 U STATES	P GAL		976 266 436	1410 301 589	8037
				1678	2300	
ISOPROPYL ALCOHOL	400 U STATES	GAL 30398	13711	40592	18845	8038
		30398	13711	40592	18845	
CELLULOSE ACETATE PHOTO FILM	400 U STATES		74567		701540	8046
			74567		701540	
CAFFEINE AND SALTS	100 U KINGDOM 335 GERMANY W 354 NETHRLNDS 376 SWITZRLND 400 U STATES	LB 15502 14000	31283 31254	2240 47622 61500 8800 95	5603 95264 141724 18420 223	8052
		29502	62537	120257	261234	
COCAINE	100 U KINGDOM	OZ		475	5977	8053
				475	5977	
CODEINE AND SALTS	100 U KINGDOM 215 INDIA 335 GERMANY W 354 NETHRLNDS	OZ 7733	38145	32684 2400 600 1353	167678 16295 2377 5851	8054
		7733	38145	37037	192201	
OPIUM AND DERIVATIVES N O P	100 U KINGDOM 327 FRANCE 354 NETHRLNDS 400 U STATES	OZ 237 9	1870 82	3925 67 1257	18589 602 7450	8056
		22	234	381	2449	
		268	2186	5630	29090	
QUININE SALTS	335 GERMANY W 354 NETHRLNDS 400 U STATES	OZ 1800	538	5800 3000 37500	2156 874 12011	8059
		1800	538	46300	15041	
STRYCHNINE AND SALTS	100 U KINGDOM	OZ		1115	1202	8060
				1115	1202	
PREPARATIONS WEED KILLING	100 U KINGDOM 318 DENMARK 335 GERMANY W 400 U STATES		3043 2416		255847 63941 36495	8069
			472754		2196286	
			478213		2552569	
NICOTINE AND SALT FOR SPRAYING	100 U KINGDOM 354 NETHRLNDS 400 U STATES	LB 551 50	346 60	17400 1653 7300	14408 1043 6138	8070
		601	406	26353	21589	
CHLOROPICRIN INSECTICIDES	400 U STATES		11850		46083	8071
			11850		46083	
SPRAYS IN PKGS NOT OVER 3 LBS	100 U KINGDOM 347 JAPAN 400 U STATES		5049		37927 401	8072
			29959		245614	
			35008		283942	
DISINFECTANTS DIPS SPRAYS NOP	100 U KINGDOM 318 DENMARK 327 FRANCE 335 GERMANY W 347 JAPAN 354 NETHRLNDS 359 NORWAY 363 PERU 376 SWITZRLND 400 U STATES		17997 3936 703		131004 7441 35325 116380 1217 703 276 7039 283	8073
			1004555		4875595	
			1027191		5175263	

## IMPORTS INTO CANADA FOR CONSUMPTION

Articles and Countries from which Imported	MONTH OF JUNE 1958		SIX MONTHS ENDED JUNE 1958		Class Number
	Quantities	Values (\$)	Quantities	Values (\$)	
MEDICINAL PREPARATIONS DRY					8074
100 U KINGDOM		80058		460054	
231 HONG KONG		5879		24655	
234 AUSTRALIA		1437		1437	
306 BELGIUM		1208		1848	
317 CZECHOS		111		111	
318 DENMARK		1425		1781	
327 FRANCE		21946		88986	
335 GERMANY W		6585		120336	
344 ITALY		261		1175	
347 JAPAN		592		2190	
352 MEXICO				96	
354 NETHRLNDS		1716		5646	
375 SWEDEN				459	
376 SWITZRLND		89905		294484	
400 U STATES		477498		2844923	
		688621		3848181	
MEDICINAL PREPARATIONS LIQUID					8075
100 U KINGDOM		5518		34488	
231 HONG KONG		967		4254	
234 AUSTRALIA				1125	
327 FRANCE		4968		27694	
335 GERMANY W		553		4474	
344 ITALY				229	
354 NETHRLNDS				2331	
376 SWITZRLND		1513		18437	
400 U STATES		114629		839772	
		128148		932804	
MEDICINAL PREPARATIONS OTHER					8076
100 U KINGDOM				1062	
231 HONG KONG		365		1353	
327 FRANCE		8500		8700	
335 GERMANY W		68		278	
347 JAPAN				251	
376 SWITZRLND				1457	
400 U STATES		12488		89234	
		21421		102335	
MENTHOL NATURAL OR SYNTHETIC					8078
100 U KINGDOM		295		16715	
234 AUSTRALIA		5485		11111	
304 ARGENTINA				7476	
309 BRAZIL		15000		56100	
313 CHINA		3095		7752	
335 GERMANY W				794	
347 JAPAN				10561	
354 NETHRLNDS				6297	
400 U STATES		948		15639	
		24823		132445	
PAPAIN					8079
203 B E AFR				27468	
400 U STATES		3492		10326	
		3492		37794	
SPIRITS AND STRONG WATERS NOP	GAL				8081
100 U KINGDOM	82	309	355	3091	
231 HONG KONG	496	2549	3272	15177	
327 FRANCE			1	167	
335 GERMANY W			32	538	
376 SWITZRLND			1	126	
400 U STATES	457	7432	979	21638	
	1035	10290	4640	40737	
EXTRACT OF CASCARA SAGRADA					8082
400 U STATES		11080		21568	
		11080		21568	
PENICILLIN AND PRODUCTS					8083
100 U KINGDOM		4058		26777	
305 AUSTRIA		11003		11003	
318 DENMARK				4405	
400 U STATES		74901		385034	
		89962		427219	
STREPTOMYCIN AND PRODUCTS					8084
100 U KINGDOM		10105		19218	
400 U STATES		14075		94661	
		24180		113879	
SULPHA DRUGS					8085
100 U KINGDOM		3915		63852	
318 DENMARK		5675		25210	
327 FRANCE				311	
335 GERMANY W				8955	
354 NETHRLNDS		1933		38168	
376 SWITZRLND		5226		21302	
400 U STATES		17430		147627	
		34179		305425	
ANTIBIOTICS N O P					8086
100 U KINGDOM		8941		58870	
318 DENMARK		1746		3636	
327 FRANCE		7904		22104	
376 SWITZRLND				9095	
400 U STATES		1265306		3010591	
		1283897		3104296	
ANILINE DYES 1 LB OR OVER	LB				8091
100 U KINGDOM	39676	47599	517000	545717	
306 BELGIUM	220	449	17474	12141	
327 FRANCE	10565	14617	81012	81609	
335 GERMANY W	27075	40402	185297	271995	
344 ITALY			3417	2903	
354 NETHRLNDS	1440	1852	11420	9658	

IMPORTS INTO CANADA FOR CONSUMPTION

141

Articles and Countries from which Imported	MONTH OF JUNE 1958		SIX MONTHS ENDED JUNE 1958		Class Number
	Quantities	Values (\$)	Quantities	Values (\$)	
365 POLAND			6 600	1 396	
376 SWITZRLND	5 1053	1 167 14	3 428 67	6 266 42	
400 U STATES	2 724 57	3 864 34	16 480 61	22 843 70	
ANILINE AND COAL TAR DYES NOP	4 094 86	6 080 67	28 131 48	38 364 31	8 092
100 U KINGDOM	LB		1 250	2 390	
318 DENMARK			17 641	1 690 2	
376 SWITZRLND			4 46	1 191	
400 U STATES	4 218	1 786 4	33 645	13 733 2	
ANILINE OIL SALTS ALIZARIN	4 218	1 786 4	52 982	15 781 5	8 094
100 U KINGDOM	LB				
335 GERMANY W	39 465	1 374 1	42 335	1 562 6	
400 U STATES	4 004 0	5 173	53 480	6 958	
	6 975	1 279	8 595	2 387	
COAL TAR BASE OR SALT FOR DYES	8 648 0	20 193	104 410	24 971	8 095
100 U KINGDOM	LB				
306 BELGIUM	6 870	3 453	37 430	3 319 5	
335 GERMANY W			8 685	50 27	
344 ITALY	49 375	25 478	243 453	12 814 4	
354 NETHRLNDS	2 315	998	12 315	7 007	
376 SWITZRLND			770	1 548	
400 U STATES	39 048	35 926	2 000	1 110	
	97 608	65 855	186 263	17 947 0	
CHEM COMP FOR DYEING TANNING NOP	CWT				8 104
100 U KINGDOM	1 205	2 304 8	2 156	3 716 8	
306 BELGIUM			134	2 190	
327 FRANCE			11	177	
335 GERMANY W	989	15 074	5 038	7 701 5	
376 SWITZRLND	18	986	1 310	2 672 0	
400 U STATES	12 431	69 879	82 782	47 595 5	
	14 643	108 987	91 431	61 922 5	
BASIC CHROMIC SULPHATE	CWT				8 105
100 U KINGDOM	300	2 428	2 212	1 863 8	
335 GERMANY W			494	4 049	
400 U STATES	1 690	1 772 8	11 539	11 770 6	
	1 990	20 156	14 244	14 039 3	
INDIGO INDIGO PASTE OR EXTRACT	CWT				8 106
LOGWOOD AND FUSTIC EXTRACT	CWT				8 109
400 U STATES	91	3 457	246	9 197	
	91	3 457	246	9 197	
QUEBRACHO EXTRACT	CWT				8 111
100 U KINGDOM			403	5 541	
304 ARGENTINA	5 398	48 566	35 427	32 372 3	
362 PARAGUAY	233	2 461	5 667	5 593 2	
400 U STATES			1 288	1 502 2	
	5 631	51 027	42 785	40 021 8	
TERRA JAPONICA GAMBIE CUTCH	CWT				8 113
100 U KINGDOM	380	4 084	1 519	1 713 0	
219 BEI OTHER			255	1 635	
400 U STATES	5	77	5	77	
	385	4 161	1 779	1 884 2	
TURMERIC	CWT				8 114
215 INDIA	545	3 887	1 252	9 480	
	545	3 887	1 252	9 480	
NON EDIBLE SEEDS BEANS NUTS	CWT				8 115
100 U KINGDOM			22	134	
224 JAMAICA			336	10 50	
400 U STATES			65	1 558	
			423	2 742	
CHESTNUT EXTRACT	CWT				8 116
327 FRANCE	220	1 991	1 761	1 665 8	
344 ITALY	500	4 608	3 704	3 398 8	
400 U STATES			2 434	2 319 6	
	720	6 599	7 899	7 384 2	
SPRUCE EXTRACT	CWT				8 117
400 U STATES	41	215	889	1 670	
	41	215	889	1 670	
MYROBALAN EXTRACT	CWT				8 118
WATTLE EXTRACT	CWT				8 119
203 B E AFR			559	4 432	
207 UN SO AFR	1 365	9 782	5 645	38 360	
400 U STATES			1 134	9 340	
	1 365	9 782	7 338	52 132	
EXTRACTS N O P DYEING TANNING	CWT				8 121
100 U KINGDOM	3	68	49	3 724	
234 AUSTRALIA			201	1 469	
335 GERMANY W			22	1 191	
379 TURKEY	1 102	7 294	1 102	7 294	
400 U STATES	2 861	12 418	12 663	67 745	
	3 966	19 780	14 037	81 423	
BINITROTOLUOL FOR EXPLOSIVES	LB				8 131
400 U STATES			10 000	4 150	
			10 000	4 150	
NITRATE COMPOUNDS NOP FOR EXPL	LB				8 132
100 U KINGDOM			11 200	1 339	
400 U STATES			2 678 89	3 319 8	
			2 790 89	3 453 7	
BLASTING AND MINING POWDER	LB				8 133
DYNAMITE AND NITRO GLYCERINE	LB				8 134
400 U STATES	1 827 00	3 417 6	1 85 400	3 527 9	
	1 827 00	3 417 6	1 85 400	3 527 9	

## IMPORTS INTO CANADA FOR CONSUMPTION

Articles and Countries from which Imported	MONTH OF JUNE 1958		SIX MONTHS ENDED JUNE 1958		Class Number
	Quantities	Values (\$)	Quantities	Values (\$)	
FIREWORKS FIRECRACKERS					8135
100 U KINGDOM		4896		51197	
231 HONG KONG		4233		120486	
335 GERMANY W				1996	
347 JAPAN				4751	
354 NETHRLNDS				788	
359 NORWAY				146	
369 PORT ASIA				795	
400 U STATES		138		17927	
		9267		198086	
FUSE NON METALLIC					8136
100 U KINGDOM				220	
400 U STATES		1403		9073	
		1403		9293	
GUN RIFLE SPORTING POWDER	LB				8137
400 U STATES	55420	49087	220982	194365	
	55420	49087	220982	194365	
EXPLOSIVES N O P	LB				8138
400 U STATES	54230	39433	3375189	718840	
	54230	39433	3375189	718840	
NITROGEN SOLUTION	CWT				8149
400 U STATES	56031	178651	309932	898236	
	56031	178651	309932	898236	
NITROGEN FERTILIZER N O P	CWT				8150
359 NORWAY			300	901	
			300	901	
AMMONIUM SULPHATE	CWT				8151
100 U KINGDOM	918	2801	2494	7658	
335 GERMANY W			1106	2738	
400 U STATES	400	1086	39250	71211	
	1318	3887	42850	81607	
BASIC SLAG	CWT				8152
POTASH MURIATE OF	CWT				8155
327 FRANCE	25772	38920	105754	147716	
335 GERMANY W			44000	54663	
400 U STATES	68890	74304	949411	1035062	
	94662	113224	1099165	1237441	
POTASH SULPHATE OF	CWT				8156
327 FRANCE			24603	45940	
400 U STATES	13533	28040	114912	206748	
	13533	28040	139515	252688	
SODA NITRATE OR CUBIC NITRE	CWT				8157
100 U KINGDOM			459	2181	
312 CHILE	630	1765	12550	34198	
400 U STATES	120067	263256	281424	622949	
	120697	265021	294433	659328	
TRIPLE SUPERPHOSPHATE	CWT				8161
400 U STATES	131865	291437	401164	911048	
	131865	291437	401164	911048	
SUPERPHOSPHATE N O P	CWT				8162
400 U STATES	184281	167361	1702459	1632626	
	184281	167361	1702459	1632626	
PHOSPHATE FERTILIZER N O P	CWT				8163
400 U STATES	5116	20203	55663	193603	
	5116	20203	55663	193603	
SULPHATE OF POTASH MAGNESIA	CWT				8164
400 U STATES	4650	3017	30923	21044	
	4650	3017	30923	21044	
FERTILIZER MIXED	CWT				8166
100 U KINGDOM	17	1779	255	5716	
400 U STATES	3688	40655	52046	368684	
	3705	42434	52301	374400	
FERTILIZER MATERIALS N O P	CWT				8167
100 U KINGDOM			7	154	
347 JAPAN			800	5319	
400 U STATES	8300	24079	110691	361120	
	8300	24079	111498	366593	
LITHARGE	CWT				8171
100 U KINGDOM	6	74	1991	27142	
400 U STATES	772	9851	6861	101802	
	778	9925	8852	128944	
LEAD RED DRY ORANGE MINERAL	LB				8172
100 U KINGDOM	147040	18655	526100	66864	
400 U STATES			19200	3702	
	147040	18655	545300	70566	
LEAD WHITE	LB				8173
100 U KINGDOM			4480	623	
			4480	623	
ANTIMONY OXIDE	LB				8179
100 U KINGDOM			104000	23160	
306 BELGIUM			12412	2555	
400 U STATES	23000	5131	46100	10468	
	23000	5131	162512	36183	
LAMP BLACK	LB				8180
400 U STATES	7958	1587	93263	19495	
	7958	1587	93263	19495	
TITANIUM OXIDE	LB				8181
100 U KINGDOM	1850900	390000	9726000	2105921	
400 U STATES	3351196	340784	20814468	2134577	
	5202096	730784	30540468	4240498	
CARBON BLACK	LB				8182
100 U KINGDOM			2626	205	
400 U STATES	2843342	191448	14868496	1022796	
	2843342	191448	14871122	1023001	



IMPORTS INTO CANADA FOR CONSUMPTION

Articles and Countries from which Imported	MONTH OF JUNE 1958		SIX MONTHS ENDED JUNE 1958		Class Number
	Quantities	Values (\$)	Quantities	Values (\$)	
BONE BLACK AND IVORY BLACK 400 U STATES	LB 6080	1041	99610	18205	8183
BLANC FIXE	LB 6080	1041	99610	18205	8184
100 U KINGDOM			7140	2296	
306 BELGIUM			22000	825	
335 GERMANY W			91023	2874	
354 NETHRLNDS	10000	284	10000	284	
400 U STATES	11520	886	97174	10143	
BRONZE POWDER	21520	1170	227337	16422	8185
100 U KINGDOM	LB 240	293	1902	2165	
335 GERMANY W			1100	836	
400 U STATES	620	883	2286	2654	
LITHOPONE	1060	1176	5282	5655	8186
100 U KINGDOM	LB 156720	10881	395520	26866	
335 GERMANY W			161970	13090	
400 U STATES	66000	5395	395977	34062	
OXIDE OF COBALT	222720	16276	953467	74018	8187
100 U KINGDOM	LB 1300	2622	1000	1400	
400 U STATES	1300	2622	8050	16451	
OXIDE OF COPPER	1300	2622	9050	17851	8188
100 U KINGDOM	LB 13440	4297	78400	25336	
400 U STATES	1100	404	7813	4183	
OXIDES FILLERS COLOURS DRY NOP	14540	4701	86213	29519	8189
100 U KINGDOM	LB 74073	18818	475586	155857	
318 DENMARK			23919	26695	
335 GERMANY W	72767	6398	427200	30797	
354 NETHRLNDS			10118	3356	
372 SPAIN	11023	256	68360	1958	
376 SWITZRLND	220	447	1864	4266	
400 U STATES	658949	289656	3339472	1359028	
PARIS GREEN DRY	817032	315575	4346519	1581957	8190
400 U STATES	LB 1000		1000	367	
SATIN WHITE	1000		1000	367	8191
400 U STATES	LB 65196	1479	446516	9456	
ULTRAMARINE BLUE	65196	1479	446516	9456	8192
DRY OR PULP	LB 40952	8399	146150	29649	
100 U KINGDOM			550	76	
354 NETHRLNDS	12700	3878	67650	19351	
400 U STATES	53652	12277	214350	49076	
ZINC WHITE OXIDE	53652	12277	214350	49076	8193
100 U KINGDOM	LB 22400	2294	89200	8668	
400 U STATES	145574	19878	545080	77397	
OXIDE OF TIN	167974	22172	634280	86065	8194
100 U KINGDOM	LB 1680	1545	24596	22848	
400 U STATES	1680	1545	2456	3279	
OCHRES SIENNAS AND UMBERS	1680	1545	27052	26127	8201
100 U KINGDOM	LB 104805	5215	32452	1282	
400 U STATES	104805	5215	586679	28175	
PUTTY	104805	5215	619131	29457	8202
100 U KINGDOM	LB 784	61	3584	207	
400 U STATES	109471	17335	465968	69269	
ARTISTS AND CHILDRENS COLOURS	110255	17396	469552	69476	8211
100 U KINGDOM		25084		141787	
306 BELGIUM				141	
327 FRANCE		117		975	
335 GERMANY W		163		3746	
347 JAPAN		713		2050	
354 NETHRLNDS				376	
400 U STATES		23376		138187	
LIQUID FILLERS AND PAINTS NOP		49453		287262	8213
100 U KINGDOM	GAL 688	3149	8690	18841	
236 NEW ZEAL	48	311	88	579	
318 DENMARK	80	221	80	221	
327 FRANCE	33	246	33	246	
335 GERMANY W	67	269	1086	3491	
354 NETHRLNDS			7	61	
359 NORWAY			265	826	
375 SWEDEN			132	554	
376 SWITZRLND			36	154	
400 U STATES	67552	292469	325445	1477311	
SPIRIT VARNISHES AND LACQUERS	68468	296665	335862	1502284	8214
100 U KINGDOM	GAL 179	542	599	4170	
335 GERMANY W	25	161	2275	14912	
400 U STATES	7234	43626	44716	242624	
STAINS AND OXIDES	7438	44329	47590	261706	8215
100 U KINGDOM	LB 9112	3480	25853	15214	
335 GERMANY W			6	197	
400 U STATES	29786	35513	168790	213824	
	38828	38993	194649	229235	

## IMPORTS INTO CANADA FOR CONSUMPTION

Articles and Countries from which Imported	MONTH OF JUNE 1958		SIX MONTHS ENDED JUNE 1958		Class Number
	Quantities	Values (\$)	Quantities	Values (\$)	
VARNISHES LACQUERS JAPANS NOP	GAL				8216
100 U KINGDOM	426	2076	2074	10238	
318 DENMARK	100	295	126	427	
327 FRANCE			34	189	
335 GERMANY W			268	1351	
354 NETHRLNDS	240	806	300	995	
376 SWITZRLND			93	505	
400 U STATES	29517	84860	149329	468481	
	30283	88037	152224	482186	
ALCOHOLIC PERFUMES UNDER 4 OZ					8221
100 U KINGDOM		3712		21484	
221 B GUIANA				181	
231 HONG KONG				449	
327 FRANCE		12581		76816	
335 GERMANY W		5791		21195	
344 ITALY		1333		2609	
354 NETHRLNDS				2217	
372 SPAIN		155		515	
400 U STATES		23409		87359	
		46981		212825	
ALCOHOLIC PERFUMES OVER 4 OZ	GAL				8222
100 U KINGDOM	8	842	155	6852	
221 B GUIANA			3	233	
231 HONG KONG	11	117	31	334	
327 FRANCE	130	1551	680	19819	
335 GERMANY W	50	870	349	5204	
344 ITALY	11	336	11	336	
372 SPAIN			1	127	
400 U STATES	28	580	230	3383	
	238	4296	1460	36288	
PERFUMERY TOILET PREPARATIONS					8224
100 U KINGDOM		4304		48440	
305 AUSTRIA		683		683	
306 BELGIUM				318	
318 DENMARK				1182	
327 FRANCE		7482		46942	
335 GERMANY W		8793		56003	
340 HUNGARY				199	
344 ITALY		1692		6752	
347 JAPAN				162	
352 MEXICO				883	
354 NETHRLNDS		244		244	
372 SPAIN				54	
375 SWEDEN				379	
376 SWITZRLND		58		441	
400 U STATES		90206		514099	
		113462		676781	
CASTILE SOAP	LB				8231
327 FRANCE	3153	358	6177	766	
400 U STATES			2596	1079	
	3153	358	8773	1845	
COMMON OR LAUNDRY SOAP	LB				8232
100 U KINGDOM			2230	200	
327 FRANCE			30865	3490	
354 NETHRLNDS			1346	122	
400 U STATES	39900	5331	355185	52044	
	39900	5331	389626	55856	
LIQUID SOAP	LB				8234
100 U KINGDOM			1040	191	
354 NETHRLNDS			137	101	
400 U STATES	282248	52938	1731994	414732	
	282248	52938	1733171	415024	
SOAP POWDERS AND FLAKES	LB				8235
100 U KINGDOM			18494	1697	
354 NETHRLNDS			1989	392	
400 U STATES	243662	38239	1758953	281479	
	243662	38239	1779436	283568	
TOILET SOAP N O P					8236
100 U KINGDOM		6261		55497	
306 BELGIUM		1684		4846	
327 FRANCE		62		1725	
335 GERMANY W		556		2691	
344 ITALY				129	
354 NETHRLNDS		54		995	
366 PORTUGAL				127	
372 SPAIN		781		1014	
375 SWEDEN				248	
400 U STATES		49118		134056	
		58516		201328	
SOAP N O P					8238
100 U KINGDOM		79		3334	
327 FRANCE		270		270	
376 SWITZRLND				367	
400 U STATES		9039		84386	
		9388		88357	
ALUM IN BULK NOT CALCINED	CWT				8251
100 U KINGDOM	224	737	2523	8117	
335 GERMANY W	110	282	330	807	
400 U STATES	348	1814	2147	12105	
	682	2833	5000	21029	
CHLORIDE OF ALUMINUM	CWT				8252
400 U STATES	2437	34567	14736	200020	
	2437	34567	14736	200020	
SULPHATE OF IRON COPPERAS	CWT				8253
100 U KINGDOM	580	843	1544	2136	
400 U STATES	152	1190	8260	15820	
	732	2033	9804	17956	

IMPORTS INTO CANADA FOR CONSUMPTION

145

Articles and Countries from which Imported	MONTH OF JUNE 1958		SIX MONTHS ENDED JUNE 1958		Class Number
	Quantities	Values (\$)	Quantities	Values (\$)	
SULPHATE OF ALUMINA ALUM CAKE	CWT				8254
327 FRANCE			331	563	
335 GERMANY W	436	770	1742	3459	
400 U STATES	5258	10086	37924	72554	
		5694	10856	39997	
AMMONIA NITRATE	LB				8261
100 U KINGDOM	825	66	825	66	
400 U STATES	2000	165	25165	2712	
		2825	25990	2778	
SAL AMMONIAC	LB				8262
100 U KINGDOM			11256	483	
335 GERMANY W	11551	504	109551	5127	
365 POLAND			11023	354	
400 U STATES	6000	639	41016	4158	
		17551	172846	10122	
SAL AMMONIAC SKIMMINGS	LB				8263
306 BELGIUM	22050	1779	44096	3339	
335 GERMANY W	11000	795	33046	2452	
400 U STATES	50000	5187	566938	36125	
		83050	7761	644080	41916
AMMONIA COMPOUNDS N O P	LB				8264
100 U KINGDOM	17844	4515	169618	34912	
335 GERMANY W	7716	1172	139463	7694	
354 NETHRLNOS			4928	650	
400 U STATES	124816	28786	3696256	225323	
		150376	34473	4010265	268579
AMMONIA ANHYDROUS	LB				8265
400 U STATES	5267680	213057	23527579	960630	
		5267680	213057	23527579	960630
ANTIMONY SALTS TARTAR EMETIC	LB				8271
400 U STATES	3500	1858	24951	11756	
		3500	1858	24951	11756
COPPER SUBACETATE PRECIPITATE	LB				8274
COPPER SULPHATE	LB				8275
100 U KINGDOM	90000	7331	855396	72437	
400 U STATES	113950	18336	489302	75257	
		203950	25667	1344698	147694
TIN BICHLORIDE TIN CRYSTALS	LB				8277
100 U KINGDOM	2000	1268	3218	2156	
400 U STATES	75	135	2977	3234	
		2075	1403	6195	5390
ZINC CHLORIDE	LB				8278
100 U KINGDOM	39760	3372	48720	4320	
400 U STATES	1336	234	59330	7652	
		41096	3606	108050	11972
ZINC SULPHATE	LB				8279
100 U KINGDOM	172032	5433	561808	19377	
306 BELGIUM	41000	1960	161000	7442	
335 GERMANY W	15000	906	251155	12830	
400 U STATES	93400	7622	243400	20104	
		321432	15921	1217363	59753
BISMUTH SALTS					8291
100 U KINGDOM				14624	
400 U STATES				1596	
				16220	
LEAD ACETATE NOT GROUND	LB				8292
100 U KINGDOM	12243	1986	70785	11255	
		12243	1986	70785	11255
LEAD ARSENATE	LB				8293
400 U STATES	9600	1899	49480	10737	
		9600	1899	49480	10737
LEAD NITRATE NOT GROUND	LB				8294
100 U KINGDOM	27932	3207	78108	9133	
400 U STATES	4800	990	19800	4203	
		32732	4197	97908	
COMPOUNDS OF TETRAETHYL LEAD	LB				8295
400 U STATES	575740	201777	3100640	1111715	
		575740	201777	3100640	1111715
BROMINE	LB				8301
100 U KINGDOM			155	108	
400 U STATES	579	1318	11945	7091	
		579	1318	12100	7199
CHLORINE LIQUID CHLORINE GAS	LB				8303
400 U STATES	7310200	204777	26124825	742181	
		7310200	204777	26124825	742181
IODINE CRUDE	LB				8304
312 CHILE	2006	1839	6165	5692	
347 JAPAN	3307	3127	6614	6248	
400 U STATES	429	912	22736	24550	
		5742	5878	35515	36490
IODIZED SALTS FOR ANIMALS					8305
100 U KINGDOM				860	
400 U STATES		1490		7563	
		1490		8423	
CALCIUM ARSENATE	LB				8311
400 U STATES	17500	1082	85500	6142	
		17500	1082	85500	6142
CALCIUM CHLORIDE	CWT				8315
306 BELGIUM			441	1400	
335 GERMANY W			190	985	
400 U STATES	122014	173770	410079	609234	
		122014	173770	410710	611619
CHLORIDE OF LIME	CWT				8316
100 U KINGDOM	1271	5203	6568	26612	
347 JAPAN	244	4636	552	8486	

## IMPORTS INTO CANADA FOR CONSUMPTION

Articles and Countries from which Imported	MONTH OF JUNE 1958		SIX MONTHS ENDED JUNE 1958		Class Number
	Quantities	Values (\$)	Quantities	Values (\$)	
354 NETHRLNDS			110	346	
400 U STATES			3577	74237	
	958	23116			
CALCIUM MOLYBDATE	2473	32955	10807	109681	8318
400 U STATES	LB				
	6210	7239	7000	11253	
CALCIUM COMPS NOP EXC CITRATE	6210	7239	7000	11253	8319
100 U KINGDOM	LB				
318 DENMARK	112	87	85560	12616	
335 GERMANY W			2022	746	
344 ITALY			1377	389	
354 NETHRLNDS	440	622	881	1369	
359 NORWAY	6144	1852	13349	4164	
376 SWITZRLND			30000	828	
400 U STATES			6842	13486	
	519172	51711	4111234	364481	
	25866	54272	4251265	398079	
CREAM OF TARTAR IN CRYSTALS	LB				8322
100 U KINGDOM	1120	316	30240	8606	
344 ITALY	12204	3233	60487	14095	
372 SPAIN	11023	2291	18525	3995	
400 U STATES	1102	328	1102	328	
	25449	6168	110354	27024	
POTASH AND PEARL ASH	LB				8323
400 U STATES					
	39700	3452	315381	28528	
	39700	3452	315381	28528	
POTASH BICHRIMATE CRUDE	LB				8326
100 U KINGDOM			37000	5344	
335 GERMANY W			2205	330	
400 U STATES	400	82	108825	18393	
	400	82	148030	24067	
POTASH CAUSTIC	LB				8327
100 U KINGDOM			180	87	
317 CZECHO S			2205	450	
327 FRANCE	1014	111	78496	6881	
335 GERMANY W	34700	3167	172242	15419	
354 NETHRLNDS	18056	1628	50155	4525	
375 SWEDEN	2500	535	3500	775	
400 U STATES					
	387731	20999	3901685	187174	
	444001	26440	4208463	215311	
POTASH CHLORATE GROUND	LB				8329
376 SWITZRLNO			22046	2646	
400 U STATES	20670	3806	26289	5111	
	20670	3806	48335	7757	
POTASH RED OR YELLOW PRUSSIAE	LB				8330
335 GERMANY W	1996	727	1996	727	
354 NETHRLNDS			3999	1034	
400 U STATES			980	489	
	1996	727	6975	2250	
POTASH NITRATE OR SALT PETRE	LB				8331
100 U KINGDOM			33509	1905	
335 GERMANY W	77109	4036	486629	28045	
354 NETHRLNDS			2205	117	
390 GERMANY E			77161	4096	
400 U STATES			53527	3004	
	77109	4036	653031	37167	
POTASH COMPOUNDS N O P	LB				8332
100 U KINGDOM	4480	573	59580	15739	
318 DENMARK			11518	1821	
327 FRANCE			2000	2639	
335 GERMANY W	11110	1077	51336	4831	
344 ITALY	5060	459	5060	459	
354 NETHRLNDS			82845	10591	
400 U STATES					
	524918	61020	2958183	306755	
	545568	63129	3170522	342835	
CLEANING COMPOUNDS SODIUM BASE	LB				8337
100 U KINGDOM			9105	1146	
400 U STATES	1389987	196626	9091985	1343245	
	1389987	196626	9101090	1344391	
SODA BENZOATE	LB				8338
400 U STATES	12060	778	28060	2036	
	12060	778	28060	2036	
SODA BROMIDE	LB				8339
100 U KINGDOM			17067	5364	
318 DENMARK			1102	258	
400 U STATES	1500	449	3200	1019	
	1500	449	21369	6641	
SODA CITRATE	LB				8340
400 U STATES	346	363	846	833	
	346	363	846	833	
BORAX	LB				8342
100 U KINGDOM			6720	378	
400 U STATES	2839336	86360	10879070	345007	
	2839336	86360	10885790	345385	
GLAUBER SALTS	LB				8343
100 U KINGDOM			2000	112	
335 GERMANY W	11023	136	341538	3880	
400 U STATES	2300	365	513920	9980	
	13323	501	857458	13972	
SODA ARSENIATE BINARSENIAE	LB				8344
100 U KINGDOM	25200	1958	58800	4711	
400 U STATES	6000	2345	27400	12204	
	31200	4303	86200	16915	
SODA ASH OR BARILLA	LB				8345
100 U KINGDOM	5156444	79809	11538780	179823	
400 U STATES	1916230	32185	20292445	322994	
	7072674	111994	31831225	502817	

IMPORTS INTO CANADA FOR CONSUMPTION

147

Articles and Countries from which Imported	MONTH OF JUNE 1958		SIX MONTHS ENDED JUNE 1958		Class Number
	Quantities	Values (\$)	Quantities	Values (\$)	
SODA BICARBONATE 100 U KINGDOM 400 U STATES	LB				8346
	264000	5514	1964000	38390	
	970200	24464	5202300	132810	
	1234900	29978	7166300	171200	
SODA BICROMATE 100 U KINGDOM 335 GERMANY W 400 U STATES	LB				8347
	159654	18243	781754	90827	
	30000	3205	120000	12984	
	406208	46329	1975123	233022	
	595862	67777	2876877	336833	
SODA BISULPHATE OR NITRE CAKE 400 U STATES	LB				8348
	260340	5551	2159200	44235	
	260340	5551	2159200	44235	
SODA BISULPHITE 100 U KINGDOM 335 GERMANY W 400 U STATES	LB				8349
	38900	2168	128653	7108	
			20000	575	
	71000	3409	164220	7718	
	109900	5577	312873	15401	
SODA CAUSTIC IN PACKAGES 100 U KINGDOM 317 CZECHO S 327 FRANCE 375 SWEDEN 400 U STATES	LB				8350
			31024	1078	
			2205	400	
			32365	1972	
			14000	2172	
	475529	25135	3635409	179217	
	475529	25135	3715003	184839	
SODA CAUSTIC IN SOLUTION 400 U STATES	LB				8352
	15069599	207944	57063241	752288	
	15069599	207944	57063241	752288	
SODA CHLORATE 400 U STATES	LB				8353
	229000	18009	229000	18009	
	229000	18009	229000	18009	
SODIUM CYANIDE 100 U KINGDOM 327 FRANCE 335 GERMANY W 400 U STATES	LB				8354
	980940	125163	2659360	339206	
	23814	4402	23814	4402	
	110000	14547	390330	52204	
	24955	3873	113340	19339	
	1139709	147985	3186844	415151	
SODIUM GLUTAMATE 313 CHINA 344 ITALY 347 JAPAN 400 U STATES	LB				8355
	7500	7520	22500	22769	
	1120	999	1120	999	
			5908	6137	
	70774	68045	285067	296816	
	79394	76564	314595	326721	
SODA HYPOSULPHITE 100 U KINGDOM 400 U STATES	LB				8356
	28400	930	190820	6686	
	64000	3595	233618	14902	
	92400	4525	424438	21588	
SODA NITRITE 100 U KINGDOM 335 GERMANY W 400 U STATES	LB				8357
	78400	3209	301952	12262	
	6614	295	139357	4655	
			12000	1242	
	85014	3504	453309	18159	
SODA PEROXIOE 100 U KINGDOM 400 U STATES	LB				8358
			224199	31062	
			28855	6043	
		253054	37105		
SODA PHOSPHATE N O P 100 U KINGDOM 335 GERMANY W 400 U STATES	LB				8359
			3425	666	
			4635	849	
	423945	55747	2724155	339696	
	423945	55747	2732215	341211	
SODA PRUSSIATE 306 BELGIUM 335 GERMANY W 400 U STATES	LB				8360
	63000	6542	63000	6542	
	66094	6446	66094	6446	
	5000	761	10000	1487	
	134094	13749	139094	14475	
SODA SAL 100 U KINGDOM 400 U STATES	LB				8361
			10000	140	
	30000	1097	31350	1211	
	30000	1097	41350	1351	
SODA SILICATE 100 U KINGDOM 400 U STATES	LB				8362
	113200	3615	411014	13556	
	622501	29883	3068316	153265	
	735701	33498	3479330	166821	
SODA SULPHATE CRUDE SALT CAKE 100 U KINGDOM 400 U STATES	LB				8363
	4021024	48986	4021024	48986	
	4691020	40231	17638200	152384	
	8712044	89217	21659224	201370	
SODA SULPHIDE 100 U KINGDOM 400 U STATES	LB				8364
			85344	3986	
	172350	9819	780675	44521	
	172350	9819	866019	48507	
SODA SULPHITE 100 U KINGDOM 335 GERMANY W 400 U STATES	LB				8365
	16850	661	914642	20551	
			10000	480	
	664131	15593	2822601	69775	
	680981	16254	3747243	90806	
SODIUM COMPOUNDS N O P 100 U KINGDOM 305 AUSTRIA 317 CZECHO S 318 DENMARK 327 FRANCE 335 GERMANY W 344 ITALY 347 JAPAN 354 NETHRLNDS	LB				8366
	91150	15632	922241	130206	
			33069	3946	
			19855	725	
	19855	725	112802	6363	
	1102	1210	7525	8472	
			200434	51955	
	55930	12028	1410	900	
			4480	126	
			98366	7056	

## IMPORTS INTO CANADA FOR CONSUMPTION

Articles and Countries from which Imported	MONTH OF JUNE 1958		SIX MONTHS ENDED JUNE 1958		Class Number
	Quantities	Values (\$)	Quantities	Values (\$)	
366 PORTUGAL			22046	610	
375 SWEDEN	49575	13544	95759	26973	
376 SWITZRLND			280	762	
400 U STATES	1473601	115026	10598525	886476	
SODA PHOSPHATE TRISODIUM	1696669	158372	12116792	1124570	
400 U STATES	LB				8368
	107000	5367	542990	30178	
SODA FLUORIDE	107000	5367	542990	30178	
100 U KINGDOM	LB				8369
400 U STATES	8304	984	190576	22398	
	8000	1445	15975	4471	
SODA ANTIMONATE	16304	2429	206551	26869	
100 U KINGDOM	LB				8370
400 U STATES			2240	507	
			136000	32307	
ACID PHOSPHATE NOT MEDICINAL			138240	32814	
400 U STATES	LB				8371
	164900	15401	912169	84908	
HYDROGEN PEROXIDES IN SOLUTION	164900	15401	912169	84908	
100 U KINGDOM	LB				8373
400 U STATES			10000	1754	
	101922	20194	384987	100702	
MAGNESIUM CARBONATE	101922	20194	394987	102456	
100 U KINGDOM	LB				8374
400 U STATES	108000	7391	285500	19817	
	3000	276	17625	2470	
MAGNESIUM SALTS COMPOUNDS NOP	111000	7667	303125	22287	
100 U KINGDOM	LB				8375
335 GERMANY W			154610	12721	
354 NETHRLNDS			36431	1561	
400 U STATES			22000	312	
	1536623	35825	5960960	169214	
MAGNESIUM SULPHATE EPSOM SALTS	1536623	35825	6174001	183808	
100 U KINGDOM	LB				8376
335 GERMANY W	12600	453	29340	1174	
354 NETHRLNDS	286138	2556	1345427	12951	
400 U STATES			22045	258	
	195500	4048	1048500	21431	
MERCURY SALTS	494238	7057	2445312	35814	
100 U KINGDOM					8377
400 U STATES		1374		3731	
		113		1650	
		1487		5381	
PHOSPHORUS AND COMPOUNDS N O P	LB				8378
400 U STATES	30363	3824	116231	18489	
	30363	3824	116231	18489	
RADIUM AND COMPOUNDS					8379
100 U KINGDOM		2570		10501	
306 BELGIUM		29447		72973	
400 U STATES		15407		115993	
		47424		199467	
MOLYBDENUM OXIDE	LB				8380
400 U STATES			198052	145481	
			198052	145481	
ETHYL CHLORIDE	LB				8388
400 U STATES	1769029	120023	10304064	700379	
	1769029	120023	10304064	700379	
ACETONE					8389
400 U STATES		1133		3527	
		1133		3527	
ETHYLENE DICHLORIDE	LB				8390
400 U STATES			11400	1152	
			11400	1152	
AMYL ACETATE					8391
100 U KINGDOM				153	
400 U STATES		56		16408	
		56		16561	
BLACKING SHOE LEATHER DRESSING					8392
100 U KINGDOM		8949		30048	
234 AUSTRALIA		396		396	
306 BELGIUM		282		282	
335 GERMANY W		166		1174	
344 ITALY		899		1807	
354 NETHRLNDS		3387		30948	
376 SWITZRLND		1303		3005	
400 U STATES		140786		728265	
		156168		795925	
BLUEING LAUNDRY					8393
100 U KINGDOM				21631	
400 U STATES		5098		11753	
		5098		33384	
CAMPHOR NATURAL OR SYNTHETIC	LB				8394
100 U KINGDOM			6970	2818	
231 HONG KONG			400	207	
335 GERMANY W	11023	4979	19841	8225	
354 NETHRLNDS			551	217	
393 TAIWAN	661	252	661	252	
400 U STATES	2588	1338	19530	10293	
	14272	6569	47953	22012	
CARBON BISULPHIDE N O P	LB				8395
400 U STATES	1100	96	7700	549	
	1100	96	7700	549	
CARBON TETRACHLORIDE	LB				8396
100 U KINGDOM			5150	714	
335 GERMANY W			3300	249	
400 U STATES	9310	1328	20702	2802	
	9310	1328	29152	3765	

IMPORTS INTO CANADA FOR CONSUMPTION

Articles and Countries from which Imported	MONTH OF JUNE 1958		SIX MONTHS ENDED JUNE 1958		Class Number	
	Quantities	Values (\$)	Quantities	Values (\$)		
CHLOROFORM	100 U KINGDOM	372	205	372	205	8397
	335 GERMANY W			3086	470	
	400 U STATES	312	150	40706	11272	
		684	355	44164	11947	
CYANIDE OF POTASSIUM	100 U KINGDOM	3000	982	7948	2568	8398
	327 FRANCE			11023	3589	
	335 GERMANY W	115	119	2320	977	
	400 U STATES	13020	4609	28987	10768	
		16135	5710	50278	17902	
ETHYLENE GLYCOL FOR ANTIFREEZE						8399
ETHYLENE GLYCOL N O P	400 U STATES	1020	169	11918	2644	8400
		1020	169	11918	2644	
FORMALDEHYDE	400 U STATES	1110480	38256	3500345	132072	8401
		1110480	38256	3500345	132072	
GLYCERINE CRUDE	224 JAMAICA	45258	6305	245778	32271	8402
	316 CUBA			250849	35508	
	400 U STATES	241620	40579	2646570	456694	
		286878	46884	3143197	524473	
GLYCERINE FOR EXPLOSIVES	400 U STATES			452325	117370	8403
				452325	117370	
GLYCERINE N O P	335 GERMANY W			11000	2978	8404
	400 U STATES			180772	50797	
				191772	53775	
INK PRINTING	100 U KINGDOM	16997	8333	136064	71540	8405
	305 AUSTRIA	201	136	3020	884	
	306 BELGIUM			1290	619	
	318 DENMARK	156	111	4116	2840	
	335 GERMANY W	10332	5612	52098	30538	
	400 U STATES	116879	74671	786635	443813	
		144565	88863	983223	550234	
INK ROTOGRAVURE	400 U STATES	101856	27191	602975	162294	8406
		101856	27191	602975	162294	
INK WRITING	100 U KINGDOM		375		1578	8407
	335 GERMANY W		819		2416	
	344 ITALY		3240		6240	
	400 U STATES		10621		61168	
			15055		71402	
NAPHTHALENE SOLID	100 U KINGDOM			333786	17129	8408
	306 BELGIUM	224752	6790	693382	26037	
	335 GERMANY W			63399	4109	
	354 NETHRLNDS	75836	4734	1043947	39074	
	400 U STATES			8791	1927	
		300588	11524	2143305	88276	
CHEMICALS FOR SYNTHETIC RESINS	335 GERMANY W	30000	7947	52046	13992	8410
	400 U STATES	98000	26385	603130	160631	
		128000	34332	655176	174623	
SULPHURIC ETHER	400 U STATES	11247	7091	225531	54821	8411
		11247	7091	225531	54821	
THEOBROMINE DIMETHYL SULPHATE						8412
POLISH KNIFE OR OTHER N O P	100 U KINGDOM		5465		21198	8413
	234 AUSTRALIA				137	
	318 DENMARK				145	
	335 GERMANY W		1378		3987	
	354 NETHRLNDS		6090		7106	
	400 U STATES		68597		304535	
			81530		337108	
VANILLIN	100 U KINGDOM	200	921	1450	5050	8414
	335 GERMANY W			560	3023	
	400 U STATES			200	607	
		200	921	2210	8680	
ALL OTHER DRUGS	CHEMICALS NOP					8415
	100 U KINGDOM		454924		2081701	
	203 B E AFR		120		120	
	207 UN SD AFR				400	
	220 BERMUDA		1786		11307	
	231 HONG KONG		6183		19039	
	234 AUSTRALIA				1991	
	236 NEW ZEAL		9386		16275	
	305 AUSTRIA				1240	
	306 BELGIUM		1370		12557	
	309 BRAZIL		6075		6075	
	317 CZECHO S		1016		2192	
	318 DENMARK		6433		29802	
	326 FINLAND				215	
	327 FRANCE		36518		181845	
	335 GERMANY W		74165		379207	
	344 ITALY		4916		32156	
	347 JAPAN		2146		15275	
	352 MEXICO		301		12991	

## IMPORTS INTO CANADA FOR CONSUMPTION

Articles and Countries from which Imported	MONTH OF JUNE 1958		SIX MONTHS ENDED JUNE 1958		Class Number
	Quantities	Values (\$)	Quantities	Values (\$)	
353 MOROCCO				4378	
354 NETHRLNDS		21567		85930	
359 NORWAY				548	
372 SPAIN		239		239	
375 SWEDEN		4631		24992	
376 SWITZRLND		107275		517952	
381 ALASKA		162		238	
384 P RICO				14333	
400 U STATES		4725577		26299190	
		5464790		29752188	
PHTHALIC ANHYDRIDE	LB				8416
306 BELGIUM			132480	21451	
327 FRANCE	132423	18675	165823	23811	
335 GERMANY W	29985	4410	107142	16085	
344 ITALY	132181	18496	2128857	316855	
365 POLAND			110000	15536	
400 U STATES	46080	9338	147117	30277	
	340669	50919	2791419	424015	
MATERIALS NOP FOR PLASTICS					8422
100 U KINGDOM		5889		44548	
306 BELGIUM				4489	
335 GERMANY W		20193		50406	
354 NETHRLNDS				2308	
376 SWITZRLND		223		223	
400 U STATES		733662		5563485	
		759967		5665459	
CASINGS SYNTHETIC FOR MEATS	LB				8423
335 GERMANY W			1146	1750	
400 U STATES	25012	32497	126759	175459	
	25012	32497	127905	177209	
TUNGSTEN CARBIDE IN TUBES					8425
400 U STATES		4617		40283	
		4617		40283	
BUTADIENE					8428
400 U STATES		580779		2361637	
		580779		2361637	
ETHYL BENZENE	GAL				8429
GASOLINE ANTI OXIDANTS	LB				8430
400 U STATES	25179	19807	201041	169636	
	25179	19807	201041	169636	
SYNTHETIC RESIN GLUE	LB				8431
100 U KINGDOM	580	150	8166	2968	
327 FRANCE			396	119	
335 GERMANY W	876	446	8925	3625	
344 ITALY			675	674	
354 NETHRLNDS			132	62	
400 U STATES	192170	67951	1363109	432802	
	193626	68547	1381403	440250	
RIBOFLAVIN					8432
318 DENMARK				651	
335 GERMANY W				1600	
376 SWITZRLND		2088		13920	
400 U STATES		23545		198656	
		25633		214827	
YEAST DEAD OR INACTIVE	LB				8433
376 SWITZRLND	150	55	150	55	
400 U STATES	19221	8099	183639	60205	
	19371	8154	183789	60260	
CATALYSTS PETROLEUM REFINING					8434
100 U KINGDOM		1814		168898	
400 U STATES		280333		1354047	
		282147		1522945	
FATTY ALCOHOLS					8435
100 U KINGDOM		530		530	
318 DENMARK				612	
335 GERMANY W		574		65001	
354 NETHRLNDS		1161		1161	
400 U STATES		159056		647378	
		161321		714682	
FLUORESCENT COATING OR POWDER	LB				8437
100 U KINGDOM			260	885	
400 U STATES	7629	38410	50181	215126	
	7629	38410	50441	216011	
CELLULOSE ESTERS NO ADMIXTURE					8500
100 U KINGDOM				815	
347 JAPAN				156	
400 U STATES		178783		904105	
		178783		905076	
CELLULOSE COMPSD MOULDING ETC					8530
335 GERMANY W				437	
400 U STATES		41032		436071	
		41032		436508	
CELLULOSE PLASTICS FOAMD EXPND					8550
335 GERMANY W				817	
400 U STATES		3325		47328	
		3325		48145	
CELLULOSE COMPOUNDS N O P					8570
400 U STATES		8354		43579	
		8354		43579	
CELLULOSE PLASTIC PRIM SHAPES					8600
100 U KINGDOM		5664		31244	
335 GERMANY W		2006		4408	
344 ITALY				8056	
400 U STATES		143151		755459	
		150821		799167	



IMPORTS INTO CANADA FOR CONSUMPTION

151

Articles and Countries from which Imported	MONTH OF JUNE 1958		SIX MONTHS ENDED JUNE 1958		Class Number
	Quantities	Values (\$)	Quantities	Values (\$)	
CELLUL PLAST SHAPES REINFORCED					8630
100 U KINGDOM				8508	
335 GERMANY W		3619		3619	
400 U STATES		37111		184524	
		40730		196651	
LAMINATD MOULDED CELL PLASTICS					8650
100 U KINGDOM				3896	
335 GERMANY W				619	
400 U STATES		12181		74669	
		12181		79184	
CELL NITRATE ENGRAVING SHEETS					8670
100 U KINGDOM		217		217	
335 GERMANY W		181		13020	
354 NETHRLNDS				16890	
400 U STATES		15103		50968	
		15501		81095	
MFRS OF CELLULOSE PLASTICS NOP					8700
100 U KINGDOM		1392		45492	
203 B E AFR				1191	
231 HONG KONG		565		8899	
306 BELGIUM				259	
327 FRANCE				2306	
335 GERMANY W		1446		10267	
336 GREECE				480	
342 IRAN				256	
344 ITALY		122		3408	
347 JAPAN		1006		1751	
354 NETHRLNDS				450	
359 NORWAY		350		443	
375 SWEDEN				1860	
376 SWITZRLND		807		1983	
400 U STATES		174501		941472	
		180189		1020517	
MFRS OF REGEN CELLULOSE NOP					8720
100 U KINGDOM		30403		147501	
231 HONG KONG		322		1092	
305 AUSTRIA				63	
318 DENMARK				376	
327 FRANCE		15151		43565	
334 ST PIERRE				224	
335 GERMANY W		132		3474	
344 ITALY				943	
347 JAPAN		127		560	
354 NETHRLNDS				1130	
375 SWEDEN		3258		7825	
376 SWITZRLND		2977		9910	
400 U STATES		98512		638155	
		150882		854818	
SYNTHETIC RESINS NO ADMIXTURE					8750
100 U KINGDOM		35450		102806	
327 FRANCE				70221	
335 GERMANY W		3576		34334	
344 ITALY				82	
347 JAPAN				29593	
359 NORWAY		4973		8627	
376 SWITZRLND				7484	
400 U STATES		1496758		9856229	
		1540757		10109376	
SYNTHETIC RESINS IN SOLUTIONS					8770
100 U KINGDOM		142		1523	
335 GERMANY W		14883		40401	
347 JAPAN				4088	
376 SWITZRLND				313	
400 U STATES		446172		2727805	
		461197		2774130	
SYNTH RESIN COMPDs MOULONG ETC					8800
100 U KINGDOM		37024		141732	
335 GERMANY W		196		4999	
375 SWEDEN				148	
400 U STATES		415059		2625689	
		452279		2772568	
SYNTH RESINS FOAMED EXPANDED					8830
335 GERMANY W		7923		72661	
400 U STATES		94353		771993	
		102276		844654	
SYNTH RESIN COMPOSITIONS NOP					8850
100 U KINGDOM				65	
335 GERMANY W				1099	
344 ITALY				226	
400 U STATES		257558		1226434	
		257558		1227824	
SYNT OR PROT PLAST PRIM SHAPES					8870
100 U KINGDOM		67623		348911	
335 GERMANY W		15325		108122	
344 ITALY				7952	
354 NETHRLNDS				2193	
372 SPAIN		1354		2797	
400 U STATES		713917		4158228	
		798219		4628203	
SYNTH RESIN SHAPES REINFORCED					8900
100 U KINGDOM		747		20865	
306 BELGIUM				868	
335 GERMANY W				76	
400 U STATES		173667		1064837	
		174414		1086646	

## IMPORTS INTO CANADA FOR CONSUMPTION

Articles and Countries from which Imported	MONTH OF JUNE 1958		SIX MONTHS ENDED JUNE 1958		Class Number
	Quantities	Values (\$)	Quantities	Values (\$)	
LAMIN PLASTICS SYN RES BONDED					8930
100 U KINGDOM		1091		12584	
318 DENMARK				190	
335 GERMANY W		235		1084	
400 U STATES		102621		360844	
		103947		374702	
MFRS OF SYNT RES OR PROT PLAST					8950
100 U KINGDOM		44135		298257	
215 INDIA				1561	
231 HONG KONG		10237		38450	
234 AUSTRALIA		172		3726	
305 AUSTRIA		1645		2288	
306 BELGIUM		2335		8586	
318 DENMARK		1536		6599	
327 FRANCE		8600		49660	
335 GERMANY W		38481		109995	
344 ITALY		12917		60291	
347 JAPAN		10899		118621	
354 NETHRLNDS		630		7407	
372 SPAIN		279		413	
375 SWEDEN		142		366	
376 SWITZRLND		128		658	
384 P RICO		2678		5545	
400 U STATES		1748544		9458751	
		1883358		10171174	

IMPORTS INTO CANADA FOR CONSUMPTION

Articles and Countries from which Imported	MONTH OF JUNE 1958		SIX MONTHS ENDED JUNE 1958		Class Number
	Quantities	Values (\$)	Quantities	Values (\$)	
<u>GROUP 9</u>					
<u>MISCELLANEOUS COMMODITIES</u>					
FILM FOR REPRODUCTION	FEET				9000
100 U KINGDOM	26743	1877	130712	8446	
327 FRANCE			33269	789	
336 GREECE			7700	1900	
400 U STATES	761516	38491	4828186	260528	
	788259	40368	4999867	271663	
BAGATELLE OR OTHER GAME BOARDS					9001
100 U KINGDOM		3559		19847	
231 HONG KONG				298	
306 BELGIUM				126	
327 FRANCE		1060		3292	
335 GERMANY W				500	
344 ITALY				107	
347 JAPAN		61		1128	
354 NETHRLNDS				239	
375 SWEDEN				231	
400 U STATES		82058		455259	
		86738		481027	
BALLS CUES CUE RACKS CUE TIPS					9002
100 U KINGDOM		1191		12252	
306 BELGIUM				50	
327 FRANCE				1977	
335 GERMANY W				325	
347 JAPAN		110		992	
400 U STATES		700		3969	
		2001		19565	
BALLS TENNIS	DOZ				9004
100 U KINGDOM	548	1094	27394	60840	
317 CZECHO S			300	432	
375 SWEDEN	100	298	100	298	
400 U STATES	18	63	288	1148	
	666	1455	28082	62718	
BALLS ALL KINDS NOP FOR SPORTS					9005
100 U KINGDOM		6496		40248	
215 INDIA		993		1650	
216 PAKISTAN		492		4723	
234 AUSTRALIA				5208	
236 NEW ZEAL				286	
305 AUSTRIA				546	
306 BELGIUM				1117	
317 CZECHO S				1041	
318 DENMARK				103	
327 FRANCE		801		2986	
335 GERMANY W		473		7250	
340 HUNGARY		50		476	
344 ITALY				683	
347 JAPAN		2243		6898	
354 NETHRLNDS		1117		11591	
376 SWITZRLNO				74	
400 U STATES		30230		171023	
		42895		255903	
FILMS X RAY					9006
100 U KINGDOM		30468		661216	
306 BELGIUM		858		47657	
376 SWITZRLNO				2923	
400 U STATES		176017		801163	
		207343		1512959	
GUN COVERS GAME BAGS					9007
347 JAPAN		90		1296	
400 U STATES		2565		9398	
		2655		10694	
CRICKET BATS BALLS GLOVES					9008
100 U KINGDOM		410		14041	
234 AUSTRALIA				485	
400 U STATES				335	
		410		14861	
DOLLS					9009
100 U KINGDOM		13451		34039	
231 HONG KONG		15001		37202	
305 AUSTRIA				96	
317 CZECHO S				312	
327 FRANCE		55		269	
335 GERMANY W		1282		6728	
344 ITALY		11224		24233	
347 JAPAN		6912		36461	
354 NETHRLNOS				252	
365 POLAND		1161		3865	
372 SPAIN				396	
390 GERMANY E				459	
400 U STATES		9076		60316	
		58162		204628	
FILMS PHOTOGRAPHERS					9010
100 U KINGDOM		15260		140535	
217 CEYLON		480		480	
306 BELGIUM		16484		264333	
314 COLOMBIA				480	
327 FRANCE		1248		3429	
335 GERMANY W		3855		24994	
347 JAPAN		58		349	

## IMPORTS INTO CANADA FOR CONSUMPTION

Articles and Countries from which Imported	MONTH OF JUNE 1958		SIX MONTHS ENDED JUNE 1958		Class Number
	Quantities	Values (\$)	Quantities	Values (\$)	
381 ALASKA				200	
400 U STATES		643017		3039170	
FILMS CINEMATOGRAPH POSITIVES		680402		3473970	
FILMS CINEMATOGRAPH POSITIVES	F E E T				9011
100 U KINGDOM	334514	28817	2222795	183752	
207 UN SO AFR			1035	275	
215 INDIA			2700	190	
225 TRINIDAD			1300	104	
231 HONG KONG	1000	80	17700	1223	
232 MALTA			1700	136	
234 AUSTRALIA	2095	432	11956	1246	
305 AUSTRIA			10800	864	
306 BELGIUM	6145	491	27095	2038	
318 DENMARK			4303	342	
320 DOM REP			400	120	
322 EGYPT			1100	88	
326 FINLAND			1024	300	
327 FRANCE	993537	76925	5016024	373948	
335 GERMANY W	11783	790	159353	12430	
344 ITALY	44354	3639	247068	22113	
347 JAPAN	4351	348	36187	2127	
354 NETHRLNDS			5475	477	
355 INDONESIA			1400	112	
359 NORWAY			8200	978	
372 SPAIN			1181	94	
375 SWEDEN			1242	246	
376 SWITZRLND	17907	1478	54005	4859	
380 USSR	14750	1180	170193	13616	
387 VENEZUELA			7800	624	
388 YUGO SLAV			1647	150	
390 GERMANY E			8590	820	
391 LEBANON			1000	80	
400 U STATES	4743002	417124	25960474	2457014	
FILMS FOR AERIAL PHOTOGRAPHY	6173438	531304	33983747	3080366	
FILMS FOR AERIAL PHOTOGRAPHY					9012
100 U KINGDOM				2323	
400 U STATES		8583		17081	
FISHING RODS		8583		19404	
FISHING RODS					9013
100 U KINGDOM		1413		8310	
305 AUSTRIA				455	
318 DENMARK				97	
347 JAPAN		11812		100833	
359 NORWAY				627	
375 SWEDEN				474	
400 U STATES		30608		315084	
GOLF CLUBS AND FINISHED PARTS		43833		425880	
GOLF CLUBS AND FINISHED PARTS					9014
100 U KINGDOM		1992		19923	
400 U STATES		72096		354159	
MECHANICAL TOYS OF METAL		74088		374082	
MECHANICAL TOYS OF METAL					9016
100 U KINGDOM		20715		50265	
231 HONG KONG		2696		6429	
327 FRANCE		2308		2379	
335 GERMANY W		26333		57653	
344 ITALY		266		1539	
347 JAPAN		105157		406436	
375 SWEDEN				423	
400 U STATES		54057		225284	
METAL JUVENILE CONSTR SETS		211532		750408	
METAL JUVENILE CONSTR SETS					9017
100 U KINGDOM		4304		11797	
400 U STATES		394		4239	
TOYS OF ALL KINDS N O P		4698		16036	
TOYS OF ALL KINDS N O P					9018
100 U KINGDOM		71884		501310	
216 PAKISTAN				392	
231 HONG KONG		29448		142968	
234 AUSTRALIA				11621	
305 AUSTRIA		2145		21797	
306 BELGIUM		2810		7742	
317 CZECHO S		1035		6796	
318 DENMARK		1864		12545	
327 FRANCE		1222		6833	
335 GERMANY W		36030		117266	
340 HUNGARY				2784	
344 ITALY		5138		8835	
347 JAPAN		200536		705135	
354 NETHRLNDS		2464		12670	
359 NORWAY		211		303	
372 SPAIN				990	
375 SWEDEN		571		6372	
376 SWITZRLNO				157	
380 USSR		53		53	
390 GERMANY E		3340		6405	
400 U STATES		265414		1215869	
SPORTSMENS FISHING TACKLE NOP		624165		2788843	
SPORTSMENS FISHING TACKLE NOP					9019
100 U KINGDOM		17588		168035	
231 HONG KONG		81		8985	
234 AUSTRALIA		4676		18488	
305 AUSTRIA				1600	
317 CZECHO S				385	
318 DENMARK		100		736	
327 FRANCE		7971		183171	

IMPORTS INTO CANADA FOR CONSUMPTION

155

Articles and Countries from which Imported	MONTH OF JUNE 1958		SIX MONTHS ENDED JUNE 1958		Class Number
	Quantities	Values (\$)	Quantities	Values (\$)	
335 GERMANY W		12411		80291	
344 ITALY		264		5112	
347 JAPAN		47021		378022	
359 NORWAY		2707		60785	
372 SPAIN		296		4780	
375 SWEDEN		5123		47378	
376 SWITZRLND		1430		7683	
400 U STATES		291744		2439699	
		391412		3405150	
FILMS CINEMATOGRAPH NEGATIVE					9020
100 U KINGDOM		953		953	
306 BELGIUM		373		3446	
335 GERMANY W		151		151	
400 U STATES		306		40028	
		1783		44578	
BRUSHES ARTISTS					9021
100 U KINGDOM		5183		25249	
318 DENMARK				162	
327 FRANCE				423	
335 GERMANY W		2010		15827	
347 JAPAN		1333		3831	
400 U STATES		2548		16768	
		11074		62260	
BRUSHES PAINT AND VARNISH					9022
100 U KINGDOM		13086		95110	
231 HONG KONG				6281	
313 CHINA		4601		9445	
317 CZECHO S		192		843	
335 GERMANY W				2489	
354 NETHRLNDS				298	
359 NORWAY				321	
400 U STATES		79		9960	
		17958		124747	
BRUSHES TOOTH	DOZ				9023
100 U KINGDOM	13996	13348	48799	47401	
231 HONG KONG	6000	929	38760	6245	
327 FRANCE	500	180	540	284	
335 GERMANY W			140	167	
347 JAPAN			480	119	
400 U STATES	3042	2713	60107	59518	
	23538	17170	148826	113734	
BRUSHES TOILET N	O P				9024
100 U KINGDOM		27279		71437	
231 HONG KONG		288		11055	
305 AUSTRIA				238	
306 BELGIUM				140	
317 CZECHO S				969	
318 DENMARK		23617		57855	
327 FRANCE		6008		21230	
335 GERMANY W		5898		29139	
347 JAPAN				2472	
354 NETHRLNDS		101		1127	
375 SWEDEN				3536	
376 SWITZRLND		193		293	
400 U STATES		11485		95373	
		74869		294864	
BRUSHES ALL OTHER	N O P				9025
100 U KINGDOM		8358		94812	
231 HONG KONG				227	
306 BELGIUM				477	
317 CZECHO S		65		1936	
318 DENMARK		538		730	
327 FRANCE		615		4996	
335 GERMANY W		4113		12786	
340 HUNGARY				896	
344 ITALY		78		78	
347 JAPAN		611		2272	
354 NETHRLNDS		2325		14623	
376 SWITZRLND		168		368	
384 P RICO				80	
400 U STATES		63209		347981	
		80080		482262	
PACKAGES CONTAINING GOODS					9030
100 U KINGDOM		300030		1837485	
203 B E AFR		62		983	
207 UN SO AFR		3372		13917	
208 BSA OTHER		340		500	
215 INDIA		2238		18051	
216 PAKISTAN		365		1287	
217 CEYLON		79		6469	
218 MALAYA		257		607	
219 BEL OTHER				53	
221 B GUIANA		5181		39195	
223 BARBADOS		3603		13428	
224 JAMAICA		1958		9756	
225 TRINIDAD		3453		13676	
228 LEEW WIND				35	
231 HONG KONG		18205		126303	
232 MALTA		576		2016	
234 AUSTRALIA		7814		32679	
236 NEW ZEAL		4		253	
304 ARGENTINA		2825		39503	
305 AUSTRIA		757		6978	
306 BELGIUM		10756		68713	
307 BEL CONGO				5	
309 BRAZIL		229		2444	

## IMPORTS INTO CANADA FOR CONSUMPTION

Articles and Countries from which Imported	MONTH OF JUNE 1958		SIX MONTHS ENDED JUNE 1958		Class Number
	Quantities	Values (\$)	Quantities	Values (\$)	
312 CHILE				12	
313 CHINA		244		57635	
314 COLOMBIA		496		644	
316 CUBA		899		5106	
317 CZECHOS		15319		79316	
318 DENMARK		2950		30377	
321 ECUADOR				54	
325 ETHIOPIA				20	
326 FINLAND		1154		6212	
327 FRANCE		28264		140082	
328 FR AFRICA		933		5377	
335 GERMANY W		66384		388575	
336 GREECE		90		847	
337 GUATEMALA				98	
338 HAITI		15		284	
340 HUNGARY		500		3406	
344 ITALY		22547		121343	
347 JAPAN		146092		787494	
352 MEXICO		231		1631	
354 NETHRLNDS		18323		184622	
355 INDONESIA				84	
359 NORWAY		423		2197	
360 ISRAEL		99		1883	
361 PANAMA		175		175	
364 PHIL				621	
365 POLAND		4008		11950	
366 PORTUGAL		2241		9667	
367 AZORES		193		566	
369 PORT ASIA				129	
372 SPAIN		4114		24121	
375 SWEDEN		7279		55699	
376 SWITZRLND		48176		198875	
381 ALASKA				1047	
383 HAWAII				462	
384 P RICO		1002		8257	
386 URUGUAY		401		496	
388 YUGO SLAV		42		2013	
389 IRELAND		1542		6237	
390 GERMANY E		1449		4868	
393 TAIWAN		20		384	
396 SUDAN				95	
400 U STATES		238571		1189110	
		976280		5566407	
ORTHOPEdic APPLIANCES ETC					9050
100 U KINGDOM				5694	
335 GERMANY W				112	
400 U STATES		9912		54342	
		9912		60148	
EFFECTS LEFT BY BEQUEST					9051
100 U KINGDOM		12145		57922	
203 R E AFR				5625	
205 RHOD NYAS				750	
207 UN SO AFR				1500	
215 INDIA				200	
220 BERMUDA				50	
230 GIBRALTAR				100	
305 AUSTRIA				50	
306 BELGIUM		485		1335	
318 DENMARK		600		1695	
327 FRANCE				845	
335 GERMANY W		518		3720	
340 HUNGARY				5300	
344 ITALY				656	
354 NETHRLNDS		2250		7184	
359 NORWAY				1223	
365 POLAND		1150		1150	
366 PORTUGAL		150		1150	
375 SWEDEN				1200	
376 SWITZRLND		70		165	
391 LEBANON				400	
400 U STATES		36077		166562	
		53445		258782	
ARTIFICIAL LIMBS AND PARTS					9053
100 U KINGDOM		1203		3405	
335 GERMANY W				300	
400 U STATES		11203		54222	
		12406		57927	
BEAD ORNAMENTS					9055
100 U KINGDOM		183		183	
231 HONG KONG				7710	
327 FRANCE		71		237	
347 JAPAN		360		540	
400 U STATES		1252		12882	
		1866		21552	
BELTS N O P					9056
100 U KINGDOM		1288		9072	
215 INDIA				200	
231 HONG KONG		4522		33973	
305 AUSTRIA		236		236	
306 BELGIUM				829	
317 CZECHOS				79	
327 FRANCE		926		10229	
335 GERMANY W		721		2478	
344 ITALY		112		3996	
347 JAPAN		457		457	
352 MEXICO				272	

IMPORTS INTO CANADA FOR CONSUMPTION

157

Articles and Countries from which Imported	MONTH OF JUNE 1958		SIX MONTHS ENDED JUNE 1958		Class Number
	Quantities	Values (\$)	Quantities	Values (\$)	
372 SPAIN				95	
388 YUGO SLAV				1667	
400 U STATES		10342		85989	
BLINDS NDT TEXTILE OR PAPER		18604		149572	9057
231 HONG KONG		109		223	
335 GERMANY W				59	
347 JAPAN		8846		67871	
393 TAIWAN				1080	
400 U STATES		552		4960	
BOOT SHOE SHIRT STAY LACES		9507		74193	9058
100 U KINGDOM		348		1157	
335 GERMANY W		228		228	
347 JAPAN		212		5806	
400 U STATES		2543		14142	
BOOTS SHOES AND SLIPPERS FELT	PAIR			21333	9059
100 U KINGDOM			1478	1241	
327 FRANCE			2880	1159	
344 ITALY			83	184	
400 U STATES			710	484	
BOOTS SHOES AND SLIPPERS N O P	PAIR		5151	3068	9060
100 U KINGDOM	5740	7077	21054	26617	
215 INDIA			2400	744	
231 HONG KONG	7698	2614	78749	26630	
305 AUSTRIA	372	231	666	418	
309 BRAZIL			10284	2226	
317 CZECHO S			1290	812	
327 FRANCE	92	213	1338	1036	
335 GERMANY W	836	935	2906	4065	
338 HAITI	144	288	2951	9474	
344 ITALY	1766	3138	47670	80430	
347 JAPAN	37204	10938	234334	78363	
352 MEXICO			438	793	
354 NETHRLNDS	1696	2036	55991	46462	
359 NORWAY			182	233	
363 PERU	30	69	30	69	
372 SPAIN	94	178	116	236	
375 SWEDEN			234	375	
383 HAWAII			684	1211	
388 YUGO SLAV			238	287	
400 U STATES	13636	20878	132007	202690	
BROOMS AND WHISKS	69308	48595	593562	483171	9061
100 U KINGDOM		95		223	
335 GERMANY W		56		115	
340 HUNGARY		2180		15550	
344 ITALY		214		7489	
347 JAPAN				604	
352 MEXICO				11481	
354 NETHRLNDS				232	
359 NORWAY				126	
365 POLAND		10863		46067	
381 ALASKA				58	
388 YUGO SLAV		219		2495	
400 U STATES		2603		22786	
BUTTONS SHOE N O P		16230		107226	9063
400 U STATES		1124		9085	
BUTTONS COLLAR AND CUFF	GROSS			9085	9065
100 U KINGDOM	15	360	116	1911	
305 AUSTRIA	1	99	33	3320	
317 CZECHO S			50	64	
318 DENMARK			3	265	
335 GERMANY W	64	2582	262	9964	
347 JAPAN	27	736	51	1312	
352 MEXICO			1	80	
371 THAILAND			1	63	
388 YUGO SLAV			1	74	
400 U STATES	1281	27201	6145	117094	
BUTTONS N O P	GROSS			134147	9066
100 U KINGDOM	1811	2278	10672	21070	
224 JAMAICA	300	892	850	2406	
231 HONG KONG			6180	3685	
305 AUSTRIA	4	278	6	419	
317 CZECHO S	403	946	2712	3070	
318 DENMARK	14	117	268	1847	
327 FRANCE			497	925	
335 GERMANY W	701	1326	12882	18228	
344 ITALY	10798	10474	29932	21847	
347 JAPAN	27242	16102	164366	75032	
354 NETHRLNDS	173	569	4754	15467	
400 U STATES	62265	60683	452600	441339	
CASES BOXES DESKS FANCY	110711	93665	685719	605335	9067
100 U KINGDOM		16943		85861	
215 INDIA				528	
231 HONG KONG		360		676	
234 AUSTRALIA				83	
305 AUSTRIA		79		1030	
306 BELGIUM				1628	
316 CUBA				102	

## IMPORTS INTO CANADA FOR CONSUMPTION

Articles and Countries from which Imported	MONTH OF JUNE 1958		SIX MONTHS ENDED JUNE 1958		Class Number
	Quantities	Values (\$)	Quantities	Values (\$)	
317 CZECHO S				2643	
318 DENMARK		493		1802	
327 FRANCE		748		8062	
335 GERMANY W		12309		55836	
344 ITALY		1989		7779	
346 ITAL AFR				585	
347 JAPAN		10366		50653	
352 MEXICO		92		1422	
353 MOROCCO		1668		1668	
354 NETHRLNDS		64		8950	
360 ISRAEL				1674	
372 SPAIN				700	
375 SWEDEN				957	
376 SWITZRLND		508		2713	
380 USSR		612		612	
390 GERMANY E				261	
400 U STATES		97371		565063	
		143602		801288	
CHARITABLE DONATIONS					9068
335 GERMANY W				78	
400 U STATES		2826		13750	
		2826		13828	
COMBS TOILET DRESSING FANCY					9069
100 U KINGDOM		2408		15726	
231 HONG KONG				160	
305 AUSTRIA		993		4898	
306 BELGIUM		73		174	
327 FRANCE				2443	
335 GERMANY W		952		9703	
347 JAPAN		62		5604	
376 SWITZRLND				228	
400 U STATES		9802		54865	
		14290		93801	
APPLIANCES FOR THE DEAF PARTS					9070
100 U KINGDOM		1993		20123	
305 AUSTRIA		2019		6256	
318 DENMARK		775		6949	
335 GERMANY W		762		4049	
354 NETHRLNDS				234	
400 U STATES		222868		1397134	
		228417		1434745	
FANS					9071
231 HONG KONG		556		5839	
318 DENMARK				109	
347 JAPAN		302		2903	
400 U STATES		138		564	
		996		9415	
INSOLES OF ALL KINDS					9072
100 U KINGDOM		2489		9929	
335 GERMANY W				2971	
347 JAPAN				58	
354 NETHRLNDS				1407	
400 U STATES		6367		45809	
		6856		60174	
JEWELLERY N O P					9073
100 U KINGDOM		30224		117953	
215 INDIA		3862		6701	
216 PAKISTAN		199		199	
217 CEYLON				113	
220 BERMUDA		94		409	
221 B GUIANA				75	
224 JAMAICA		99		99	
231 HONG KONG		4670		9886	
234 AUSTRALIA				100	
305 AUSTRIA		17969		94433	
306 BELGIUM		213		213	
313 CHINA				347	
317 CZECHO S		8323		74664	
318 DENMARK		302		2985	
327 FRANCE		4346		14524	
335 GERMANY W		87810		593166	
340 HUNGARY				204	
344 ITALY		4788		37321	
347 JAPAN		32487		139981	
352 MEXICO		2469		7928	
354 NETHRLNDS				663	
357 NETH ANT				1240	
359 NORWAY		707		1712	
360 ISRAEL		457		2116	
366 PORTUGAL		174		466	
371 THAILAND		1714		10137	
372 SPAIN		602		11091	
375 SWEDEN				484	
376 SWITZRLND		4317		12255	
387 VENEZUELA				64	
388 YUGO SLAV		238		806	
389 IRELAND		3694		14224	
390 GERMANY E				275	
400 U STATES		196728		1197641	
		406486		2354475	
MATTRESSES					9075
100 U KINGDOM		35196		286567	
327 FRANCE				713	
335 GERMANY W		3496		19905	
347 JAPAN		6289		20801	
354 NETHRLNDS				719	



IMPORTS INTO CANADA FOR CONSUMPTION

159

Articles and Countries from which Imported	MONTH OF JUNE 1958		SIX MONTHS ENDED JUNE 1958		Class Number
	Quantities	Values (\$)	Quantities	Values (\$)	
400 U STATES		10877		63912	
PICTURE AND PHOTOGRAPH FRAMES		55858		392617	9076
100 U KINGDOM		2191		9884	
231 HONG KONG				683	
305 AUSTRIA		63		849	
306 BELGIUM				325	
313 CHINA				68	
318 DENMARK				3217	
327 FRANCE		955		2395	
335 GERMANY W		682		5177	
344 ITALY		3349		13370	
347 JAPAN		2946		25957	
352 MEXICO		230		799	
354 NETHRLNDS		1199		4517	
372 SPAIN				1083	
400 U STATES		26406		181403	
POCKET BOOKS PORTFOLIOS PURSES		38021		249727	9077
100 U KINGDOM		54685		337575	
215 INDIA		825		1840	
224 JAMAICA		55		382	
227 BAHAMAS				58	
231 HONG KONG		7454		26834	
234 AUSTRALIA		325		325	
305 AUSTRIA		2081		5180	
306 BELGIUM		1402		5134	
316 CUBA		70		226	
317 CZECHO S		1453		2412	
322 EGYPT				193	
327 FRANCE		3940		26686	
335 GERMANY W		41987		158067	
337 GUATEMALA				103	
338 HAITI		310		740	
340 HUNGARY		1741		5500	
344 ITALY		21035		108897	
347 JAPAN		28176		247713	
352 MEXICO		6615		28026	
353 MOROCCO		1411		3180	
354 NETHRLNDS		17106		44047	
360 ISRAEL				1346	
365 POLAND				132	
372 SPAIN		718		2130	
375 SWEDEN		601		1409	
376 SWITZRLND		926		4899	
384 P RICO		967		2607	
388 YUGO SLAV				1427	
390 GERMANY E				282	
400 U STATES		267365		1662368	
REFRIGERATORS ELECTRIC N O P		461248		2679718	9078
NO					
100 U KINGDOM	801	52254	2425	163604	
335 GERMANY W	250	10306	500	20665	
344 ITALY			3	255	
400 U STATES	10615	1591543	59340	9545103	
REFRIGERATORS N O P		11666		62268	9079
NO					
100 U KINGDOM			25	2753	
306 BELGIUM			2	521	
400 U STATES	518	20291	1838	68580	
REGALIA AND BADGES		518		1865	9080
100 U KINGDOM		4138		24038	
215 INDIA		702		2297	
216 PAKISTAN		298		2345	
231 HONG KONG				774	
327 FRANCE		215		3340	
335 GERMANY W		648		3841	
344 ITALY		116		1592	
347 JAPAN		1447		2243	
354 NETHRLNDS				138	
376 SWITZRLND				68	
400 U STATES		9576		38812	
SHADES LAMP N O P SHADE HOLDERS		17140		79488	9081
100 U KINGDOM		64		323	
231 HONG KONG				51	
318 DENMARK		133		267	
327 FRANCE		213		1311	
335 GERMANY W				894	
344 ITALY		408		464	
347 JAPAN				462	
354 NETHRLNDS				52	
400 U STATES		8148		81016	
SPECTACLE FRAMES AND PARTS N O P		8966		84840	9082
100 U KINGDOM		732		8420	
215 INDIA		586		586	
305 AUSTRIA				4063	
327 FRANCE		1767		15843	
335 GERMANY W		15683		109212	
344 ITALY		5202		31778	
347 JAPAN		1593		4540	
400 U STATES		175317		1328455	
		200880		1502897	

## IMPORTS INTO CANADA FOR CONSUMPTION

Articles and Countries from which Imported	MONTH OF JUNE 1958		SIX MONTHS ENDED JUNE 1958		Class Number
	Quantities	Values (\$)	Quantities	Values (\$)	
PARTS FOR SPECTACLE FRAMES					
400 U STATES		65680		279168	9083
		65680		279168	
TOBACCO PIPES SMOKERS SETS					
100 U KINGDOM		10677		58083	9084
232 MALTA		279		420	
305 AUSTRIA				89	
306 BELGIUM		450		450	
317 CZECHO S				1129	
318 DENMARK		765		765	
327 FRANCE		7459		36267	
335 GERMANY W		791		2632	
344 ITALY		17795		60355	
347 JAPAN		74		534	
354 NETHRLNDS		113		357	
376 SWITZRLND				299	
389 IRELAND				1227	
400 U STATES		5103		40530	
		43506		203137	
TOBACCO POUCHES CIGARETTE CASE					
100 U KINGDOM		3616		22429	9085
305 AUSTRIA				409	
317 CZECHO S				748	
327 FRANCE				201	
335 GERMANY W		625		2095	
344 ITALY		67		205	
347 JAPAN				5316	
372 SPAIN				111	
400 U STATES		400		5952	
		4708		37466	
TOILET AND MANICURE SETS					
100 U KINGDOM		1931		6148	9086
305 AUSTRIA		1121		6529	
327 FRANCE				245	
335 GERMANY W		10058		28035	
376 SWITZRLND				61	
400 U STATES		1892		5427	
		15002		46445	
TRUNKS AND VALISES					
100 U KINGDOM		22572		202248	9087
231 HONG KONG				334	
305 AUSTRIA				74	
317 CZECHO S		1760		26910	
318 DENMARK		58		58	
327 FRANCE				1138	
335 GERMANY W		2529		18870	
344 ITALY		442		793	
347 JAPAN		2986		31898	
352 MEXICO				71	
354 NETHRLNDS		701		2833	
359 NORWAY				195	
375 SWEDEN		1447		13376	
400 U STATES		148211		604075	
		180706		902873	
UMBRELLAS PARASOLS SUNSHADES					
100 U KINGDOM		88		9116	9088
231 HONG KONG		76		293	
327 FRANCE				199	
335 GERMANY W				177	
344 ITALY		976		1261	
347 JAPAN		1850		14952	
354 NETHRLNDS				969	
376 SWITZRLND				1038	
400 U STATES		7372		45842	
		10362		73847	
WINDOW SHADE OR BLIND ROLLERS					
375 SWEDEN		552		6972	9090
400 U STATES		2195		16600	
		2747		23572	
REFRIGERATOR PARTS					
100 U KINGDOM		130401		765371	9091
306 BELGIUM				404	
318 DENMARK				4024	
400 U STATES		759036		4421361	
		889437		5191160	
HOME OR FARM FREEZERS ELECTRIC					
400 U STATES					9092
	4087	682145	24903	4185967	
	4087	682145	24903	4185967	
MINERAL MEDICINAL AERATD WATER					
100 U KINGDOM				1152	9103
327 FRANCE		27723		94508	
335 GERMANY W		689		689	
344 ITALY		435		1214	
354 NETHRLNDS				450	
381 ALASKA		270		521	
400 U STATES		14733		47445	
		43850		145979	
ACCORDIONS CONCRTNAS MELODEONS					
100 U KINGDOM			9	982	9110
305 AUSTRIA	460	574	609	1265	
317 CZECHO S	144	233	149	497	
318 DENMARK			5	526	
326 FINLAND			1	208	
335 GERMANY W	291	5846	2950	71631	
344 ITALY	400	23411	4838	256529	
347 JAPAN	12	146	22	266	

IMPORTS INTO CANADA FOR CONSUMPTION

161

Articles and Countries from which Imported		MONTH OF JUNE 1958		SIX MONTHS ENDED JUNE 1958		Class Number
		Quantities	Values (\$)	Quantities	Values (\$)	
354	NETHERLANDS			1	125	
375	SWEDEN	2	369	20	1815	
376	SWITZERLAND			332	2850	
390	GERMANY E	1622	3943	3718	9037	
400	U STATES	67	2542	448	25827	
BRASS BAND INSTRUMENTS		2998	37064	13102	371558	9111
100	U KINGDOM		12007		100506	
216	PAKISTAN		67		137	
317	CZECHOS				7758	
327	FRANCE		9441		46191	
335	GERMANY W		1094		34544	
344	ITALY				13757	
352	MEXICO				1083	
354	NETHERLANDS		1249		1249	
376	SWITZERLAND				70	
379	TURKEY		752		752	
383	HAWAII				148	
400	U STATES		9950		98430	
HARPS			34560		304625	9113
400	U STATES			4	2811	
CABINET ORGANS				4	2811	9114
335	GERMANY W	1	196	15	1859	
347	JAPAN	7	576	9	721	
400	U STATES			11	2628	
PIPE ORGANS			772	35	5208	9115
335	GERMANY W			2	14965	
400	U STATES	1	1448	4	17607	
ORGAN PARTS N O P		1	1448	6	32572	9116
100	U KINGDOM		1004		29498	
335	GERMANY W		363		12194	
354	NETHERLANDS				2104	
376	SWITZERLAND				271	
390	GERMANY E		450		857	
400	U STATES		12029		74531	
PIANOS			13846		119455	9117
100	U KINGDOM	16	6042	90	32544	
335	GERMANY W			4	1748	
347	JAPAN	10	2560	25	6601	
354	NETHERLANDS			2	900	
400	U STATES	56	22714	386	128317	
PIANO PARTS N O P		82	31316	507	170110	9118
100	U KINGDOM		11241		51229	
335	GERMANY W				712	
375	SWEDEN				202	
400	U STATES		12101		64998	
PHONOGRAPHS GRAMOPHONES N O P			23342		117141	9120
100	U KINGDOM		7569		88160	
231	HONG KONG				228	
305	AUSTRIA				94	
318	DENMARK				983	
327	FRANCE				213	
335	GERMANY W		4437		21387	
347	JAPAN		609		26126	
354	NETHERLANDS		349		15243	
376	SWITZERLAND		195		8050	
400	U STATES		97914		749352	
PHONOGRAPH RECORDS			111073		909836	9121
100	U KINGDOM	13773	12606	99263	83308	
231	HONG KONG	1200	1139	2956	2289	
234	AUSTRALIA	195	660	209	765	
305	AUSTRIA			103	63	
306	BELGIUM	25000	3880	25000	3880	
317	CZECHOS			1175	431	
318	DENMARK			462	362	
326	FINLAND			1208	791	
327	FRANCE	7345	11390	51411	67069	
335	GERMANY W	7967	4648	43087	29694	
336	GREECE	1680	601	1680	601	
340	HUNGARY	166	92	5468	3159	
344	ITALY	6295	3955	44182	26780	
347	JAPAN	315	126	3214	1445	
354	NETHERLANDS	78	128	3364	4205	
365	POLAND			262	245	
366	PORTUGAL			36	70	
375	SWEDEN	75	94	275	344	
376	SWITZERLAND			2168	1533	
380	USSR	155	128	1254	427	
388	YUGO SLAV	581	517	908	730	
390	GERMANY E			172	160	
400	U STATES	122120	78742	1494542	800688	
OTHER MUSICAL INSTRUMENTS		186945	118706	1782399	1029039	9122
100	U KINGDOM		2209		13432	
231	HONG KONG				127	
305	AUSTRIA				1486	
316	CUBA				240	
317	CZECHOS		582		6438	

## IMPORTS INTO CANADA FOR CONSUMPTION

Articles and Countries from which Imported	MONTH OF JUNE 1958		SIX MONTHS ENDED JUNE 1958		Class Number
	Quantities	Values (\$)	Quantities	Values (\$)	
327 FRANCE		2588		9205	
335 GERMANY W		19815		105077	
344 ITALY		1629		4284	
347 JAPAN		6818		28648	
352 MEXICO		1584		7475	
354 NETHRLNDS		146		4237	
365 POLAND		169		169	
375 SWEDEN				265	
376 SWITZRLND		2730		16141	
390 GERMANY E		576		3813	
400 U STATES		154893		1056546	
		193739		1257583	
MUSICAL INSTRUMENT STRINGS					9123
100 U KINGDOM				737	
305 AUSTRIA		188		2828	
318 DENMARK				188	
335 GERMANY W		154		8059	
400 U STATES		3862		38619	
		4204		50431	
PHONOGRAPHS COIN OPERATED	NO				9124
400 U STATES	160	94741	817	473386	
	160	94741	817	473386	
PHOTOFLASH LAMPS	NO				9127
354 NETHRLNDS	70000	2095	120000	4050	
400 U STATES	38160	3456	152689	12120	
	108160	5551	272689	16170	
PHOTOGRAPHIC ACCESSORIES PARTS					9128
100 U KINGDOM		388		170727	
231 HONG KONG				318	
234 AUSTRALIA				266	
305 AUSTRIA		118		118	
306 BELGIUM				365	
317 CZECHOS				8083	
327 FRANCE				8596	
335 GERMANY W		52035		295680	
344 ITALY		329		5557	
347 JAPAN		29475		200724	
354 NETHRLNDS		4226		16779	
375 SWEDEN		316		954	
376 SWITZRLND		936		7222	
390 GERMANY E				179	
400 U STATES		393059		2169730	
		480882		2885298	
THERMOMETERS					9129
100 U KINGDOM		16181		50364	
305 AUSTRIA				255	
306 BELGIUM				162	
318 DENMARK		150		645	
327 FRANCE		166		2639	
335 GERMANY W		2879		9459	
344 ITALY		1147		1922	
347 JAPAN		12284		57606	
352 MEXICO		937		6681	
375 SWEDEN		68		298	
376 SWITZRLND				916	
390 GERMANY E		1517		22226	
400 U STATES		88198		533114	
		123527		686287	
APPARATUS X RAY					9130
100 U KINGDOM		32179		54569	
318 DENMARK		6000		9803	
335 GERMANY W		4030		75440	
344 ITALY				12722	
347 JAPAN				402	
354 NETHRLNDS		8925		101476	
375 SWEDEN		3568		18876	
400 U STATES		350228		2235704	
		404930		2508992	
BOTANICAL SPECIMENS					9132
100 U KINGDOM		541		1108	
203 B E AFR		200		200	
215 INDIA				933	
335 GERMANY W		69		741	
347 JAPAN				265	
390 GERMANY E				179	
400 U STATES		2458		22116	
		3268		25542	
OLD COINS STAMPS TROPHIES					9133
100 U KINGDOM		511		3410	
207 UN SO AFR				268	
211 NIGERIA		95		95	
234 AUSTRALIA				871	
305 AUSTRIA		292		700	
306 BELGIUM				1469	
326 FINLAND				415	
335 GERMANY W		87		187	
344 ITALY				245	
353 MOROCCO				100	
354 NETHRLNDS				415	
359 NORWAY				500	
360 ISRAEL		280		280	
376 SWITZRLND				183	
388 YUGO SLAV		300		300	
389 IRELAND		1369		2260	
400 U STATES		20939		114818	
		23873		126516	

IMPORTS INTO CANADA FOR CONSUMPTION

163

Articles and Countries from which Imported	MONTH OF JUNE 1958		SIX MONTHS ENDED JUNE 1958		Class Number
	Quantities	Values (\$)	Quantities	Values (\$)	
CAMERAS AND CAMERA PARTS N O P					9134
100 U KINGDOM		11319		161127	
231 HONG KONG				1095	
234 AUSTRALIA		261		261	
305 AUSTRIA		30386		134162	
308 ROLIVIA				177	
317 CZECHO S				7269	
327 FRANCE		1622		10084	
335 GERMANY W		132551		656181	
344 ITALY		815		1004	
347 JAPAN		162635		580038	
354 NETHRLNDS				490	
360 ISRAEL		175		175	
365 POLAND				175	
366 PORTUGAL				70	
375 SWEDEN		4616		10012	
376 SWITZRLND		32832		162165	
380 USSR		160		1029	
381 ALASKA				2538	
383 HAWAII				325	
387 VENEZUELA				200	
390 GERMANY E		6780		26113	
400 U STATES		339120		1766057	
		723272		3375747	
CAMERA PARTS UNFINISHED					9135
335 GERMANY W				862	
400 U STATES		15465		99815	
		15465		100677	
CAMERA LENSES AND SHUTTERS					9136
100 U KINGDOM				612	
327 FRANCE				1554	
335 GERMANY W				14622	
347 JAPAN				747	
375 SWEDEN				980	
390 GERMANY E				225	
400 U STATES		48443		256440	
		48443		275180	
COLLECTIONS OF ANTIQUITIES					9137
100 U KINGDOM		46657		260073	
218 MALAYA				95	
231 HONG KONG		98		21987	
234 AUSTRALIA		219		219	
305 AUSTRIA		361		2334	
306 BELGIUM				79	
313 CHINA				175	
315 C RICA				210	
327 FRANCE		643		4172	
335 GERMANY W		65		1572	
344 ITALY		2265		11265	
347 JAPAN		488		1808	
354 NETHRLNDS		710		1834	
359 NORWAY				500	
371 THAILAND				274	
372 SPAIN				1211	
376 SWITZRLND		66		4935	
389 IRELAND				180	
400 U STATES		59173		320752	
		110745		633675	
CYCLOMETERS AND SPEED OMETERS					9138
100 U KINGDOM		6987		56347	
327 FRANCE				1425	
335 GERMANY W		1439		10133	
347 JAPAN				59	
354 NETHRLNDS		491		1229	
376 SWITZRLND				64	
400 U STATES		10941		100043	
		12858		169300	
GLOBES GEOGRAPHICAL					9139
100 U KINGDOM		1355		2391	
335 GERMANY W		809		5197	
400 U STATES		14273		77655	
		16437		85243	
MODELS OF INVENTIONS					9140
100 U KINGDOM		793		1458	
354 NETHRLNDS				102	
400 U STATES		62527		503007	
		63320		504567	
APPARATUS FOR INSTITUTIONS					9141
100 U KINGDOM		14715		142171	
207 UN SO AFR				183	
305 AUSTRIA				2700	
306 BELGIUM				2849	
317 CZECHO S				65	
318 DENMARK		465		13406	
327 FRANCE		1026		8211	
335 GERMANY W		10190		48281	
344 ITALY		84		3823	
347 JAPAN				590	
354 NETHRLNDS		704		5735	
359 NORWAY				4529	
360 ISRAEL				296	
365 POLAND		500		500	
375 SWEDEN		600		1035	
376 SWITZRLND		1246		6058	
384 P RICO				896	
400 U STATES		572178		387245	
		601708		4113743	

## IMPORTS INTO CANADA FOR CONSUMPTION

Articles and Countries from which Imported	MONTH OF JUNE 1958		SIX MONTHS ENDED JUNE 1958		Class Number	
	Quantities	Values (\$)	Quantities	Values (\$)		
OPERATING ROOM EQUIPMENT					9142	
100 U KINGDOM		2988		38831		
317 CZECHO S				1941		
327 FRANCE				625		
335 GERMANY W		1477		16304		
347 JAPAN				760		
376 SWITZRLND				500		
400 U STATES		408947		2231461		
		413412		2290422		
DENTAL INSTRUMENTS					9143	
100 U KINGDOM		10108		86328		
231 HONG KONG				113		
305 AUSTRIA		1951		22627		
317 CZECHO S		4542		4941		
327 FRANCE		970		4279		
335 GERMANY W		33467		156953		
344 ITALY				2844		
347 JAPAN		9809		29389		
354 NETHRLNDS		3460		3519		
375 SWEDEN		61		597		
376 SWITZRLND		1805		7204		
390 GERMANY E				1731		
400 U STATES		243761		1211884		
		309934		1532409		
SURGICAL TRUSSES AND SUPPORTS					9144	
354 NETHRLNDS		712		712		
400 U STATES		1009		2902		
		1721		3614		
ARTICLES FOR THE BLIND					9145	
100 U KINGDOM				489		
335 GERMANY W				1225		
376 SWITZRLND				1765		
400 U STATES		1555		11978		
		1555		15457		
OPTICAL AND PHILOSOPHICAL INST					9146	
100 U KINGDOM		47130		335151		
231 HONG KONG		1886		6256		
305 AUSTRIA				521		
306 BELGIUM				236		
317 CZECHO S				60		
318 DENMARK				125		
327 FRANCE		928		7718		
335 GERMANY W		40940		154965		
344 ITALY		838		4120		
347 JAPAN		86076		413535		
354 NETHRLNDS		93		431		
375 SWEDEN		1266		5560		
376 SWITZRLND		1634		6403		
390 GERMANY E		376		480		
400 U STATES		207452		1313998		
		388619		2249559		
EDUCATIONAL FILMS					9148	
100 U KINGDOM		6679		28354		
207 UN SO AFR		475		475		
210 GHANA				80		
224 JAMAICA				815		
234 AUSTRALIA				154		
306 BELGIUM		132		182		
317 CZECHO S				1128		
318 DENMARK				288		
327 FRANCE		402		5679		
335 GERMANY W		170		1853		
347 JAPAN				626		
352 MEXICO				80		
354 NETHRLNDS				868		
365 POLAND				2221		
376 SWITZRLND				213		
388 YUGO SLAV		613		613		
400 U STATES		98071		520305		
		106542		563934		
CINEMATOGRAPH CAMERAS					9149	
335 GERMANY W				408		
400 U STATES		4005		28800		
		4005		29208		
SURGICAL INSTRUMENTS					9150	
100 U KINGDOM		37143		207927		
216 PAKISTAN		587		7911		
306 BELGIUM				54		
318 DENMARK				597		
327 FRANCE		312		15572		
335 GERMANY W		23035		158646		
344 ITALY		1944		6193		
347 JAPAN		3416		59151		
352 MEXICO		1680		10733		
354 NETHRLNDS		58		450		
375 SWEDEN		3608		41431		
376 SWITZRLND		2402		11392		
390 GERMANY E				1360		
400 U STATES		420986		2775093		
		495171		3296510		
BOATS OPEN PLEASURE					9152	
100 U KINGDOM	NO	47	8041	123		241222
234 AUSTRALIA		3	1081	3		1081
318 DENMARK		20	6681	44		24622
334 ST PIERRE				1		125
335 GERMANY W		17	2328	55	12682	

IMPORTS INTO CANADA FOR CONSUMPTION

165

Articles and Countries from which Imported	MONTH OF JUNE 1958		SIX MONTHS ENDED JUNE 1958		Class Number
	Quantities	Values (\$)	Quantities	Values (\$)	
344 ITALY	1	149	1	149	
347 JAPAN	2	139	6	1553	
359 NORWAY	11	657	42	5398	
375 SWEDEN	2	180	5	2723	
381 ALASKA	1	100	1	100	
390 GERMANY	1	5238	1	5238	
400 U STATES	443	160809	1610	585262	
	548	185403	1892	663755	
LAUNCHES PLEASURE MOTIVE POWER	NO				9153
100 U KINGDOM	14	6155	15	12414	
231 HONG KONG			1	689	
335 GERMANY W			8	7274	
400 U STATES	46	194067	141	601497	
	62	200222	165	621874	
SHIPS AND VESSELS REPAIRS ON					9155
306 BELGIUM				36961	
334 ST PIERRE		122		2055	
344 ITALY				2524	
400 U STATES		32041		165936	
		32163		207476	
SHIPS FOREIGN BUILT COASTAL	NO				9156
327 FRANCE			1	700000	
			1	700000	
VESSELS FOREIGN BUILT N O P					9157
100 U KINGDOM		4034		1249713	
231 HONG KONG				2987	
318 DENMARK				2106	
335 GERMANY W				175	
347 JAPAN				1740	
354 NETHRLNDS				78177	
375 SWEDEN				3380	
400 U STATES		47137		247335	
		51171		1585613	
TRUCK TRAILERS	NO				9160
400 U STATES	74	263009	296	1185998	
	74	263009	296	1185998	
MOBILE HOMES	NO				9161
100 U KINGDOM	4	1832	6	3561	
400 U STATES	475	789605	2072	3480349	
	479	791437	2078	3483910	
BUGGIES CUTTERS VEHICLES N O P	NO				9162
100 U KINGDOM	10	620	32	2587	
327 FRANCE				417	
335 GERMANY W			1	202	
354 NETHRLNDS			1	100	
359 NORWAY			2	615	
400 U STATES	404	43591	2260	183668	
	414	44211	2296	187589	
CHILDRENS CARRIAGES AND PARTS	NO				9163
100 U KINGDOM	269	4420	1540	33161	
335 GERMANY W			17	447	
354 NETHRLNDS	12	275	281	5677	
376 SWITZRLND	1	55	2	105	
400 U STATES	684	3300	3094	23868	
	966	8050	4934	63258	
CHILDRENS SLEDS VEHICLES N O P					9164
100 U KINGDOM		1991		14268	
335 GERMANY W		700		3400	
354 NETHRLNDS				457	
400 U STATES		31042		204826	
		33733		222951	
WAGONS AND SLEDS FARM AND PTS	NO				9166
400 U STATES	109	62591	1086	220935	
	109	62591	1086	220935	
WHEELBARROWS HAND TRUCKS CARTS	NO				9168
100 U KINGDOM	33	1956	856	14881	
318 DENMARK			57	7755	
327 FRANCE			66	1004	
335 GERMANY W	12	200	44	556	
354 NETHRLNDS	3	615	24	4969	
375 SWEDEN	14	2556	53	9825	
376 SWITZRLND			1	57	
400 U STATES	9307	130544	49352	648946	
	9369	135871	50453	687993	
TRUCKS AND CARS N O P					9169
100 U KINGDOM		949		30848	
400 U STATES		64040		435783	
		64989		466631	
AIRCRAFT NOT OVER 1500 LB WT	NO				9171
100 U KINGDOM			1	3412	
400 U STATES	45	273495	192	1045640	
	45	273495	193	1049052	
AIRCRAFT 1501 TO 3000 LB WT	NO				9172
400 U STATES	18	242295	85	1373798	
	18	242295	85	1373798	
AIRCRAFT 3001 TO 7500 LB WT	NO				9173
400 U STATES	4	144794	19	1056669	
	4	144794	19	1056669	
AIRCRAFT OVER 7500 LB WEIGHT	NO				9174
100 U KINGDOM	1	860799	15	12644819	
400 U STATES			11	4852438	
	1	860799	26	17497257	
AIRCRAFT PTS EXCLUDING ENG PTS					9175
100 U KINGDOM		552755		3542497	
203 B E AFR				252	
231 HONG KONG		6698		21624	

## IMPORTS INTO CANADA FOR CONSUMPTION

Articles and Countries from which Imported	MONTH OF JUNE 1958		SIX MONTHS ENDED JUNE 1958		Class Number
	Quantities	Values (\$)	Quantities	Values (\$)	
234 AUSTRALIA				4 629	
304 ARGENTINA		1 273		10 879	
316 CUBA				1 21	
327 FRANCE				15 283	
335 GERMANY W		106		15 78	
341 ICELAND				184	
347 JAPAN				10 65	
352 MEXICO		8 512		29 991	
354 NETHRLNDS		8 211		31 341	
363 PERU		184		2 404	
366 PORTUGAL		19 17		51 44	
372 SPAIN		375		375	
375 SWEDEN				923	
376 SWITZRLND				155	
381 ALASKA		579		6 987	
400 U STATES		5 213 380		32 866 696	
		5 793 990		36 542 128	
PAINTINGS UNDER 20 DOLLARS	NO				9 181
100 U KINGDOM	117	821	719	31 90	
231 HONG KONG	96	192	96	192	
305 AUSTRIA	96	479	399	26 00	
306 BELGIUM			252	523	
313 CHINA	25	90	25	90	
318 DENMARK			810	39 13	
327 FRANCE			70	665	
340 HUNGARY	146	841	470	30 58	
344 ITALY	102	867	329	25 35	
347 JAPAN	48	129	51	179	
352 MEXICO			15	224	
354 NETHRLNDS	47	347	285	1 480	
400 U STATES	312	2 535	1 819	50 27	
	989	6 301	5 340	23 676	
PAINTINGS 20 DOLLARS OR OVER					9 182
100 U KINGDOM		25 492		24 309 4	
224 JAMAICA				86	
227 BAHAMAS		200		200	
231 HONG KONG				250	
234 AUSTRALIA				155	
305 AUSTRIA		1 671		90 69	
306 BELGIUM				275	
317 CZECHO S				80	
318 DENMARK		1 594		13 456	
327 FRANCE		7 212		66 941	
331 FR OCEANA				120	
335 GERMANY W		671		8 372	
336 GREECE		300		58 37	
338 HAITI				170	
340 HUNGARY		1 159		29 88	
344 ITALY		3 157		17 769	
347 JAPAN		149		415	
352 MEXICO				5 559	
354 NETHRLNDS		5 526		18 321	
359 NORWAY				880	
360 ISRAEL				1 447	
372 SPAIN		1 928		22 11	
375 SWEDEN		75		160	
376 SWITZRLND		88		598	
383 HAWAII				21 70	
388 YUGO SLAV				75	
389 IRELAND				23 70	
400 U STATES		5 907 4		68 216 2	
		10 822 6		108 523 7	
STATUES AND STATUETTES N O P					9 183
100 U KINGDOM		823		14 409	
203 B E AFR		195		10 98	
215 INDIA				791	
217 CEYLON				983	
231 HONG KONG		1 378		2 647	
305 AUSTRIA		722		6 297	
313 CHINA				368	
318 DENMARK		1 270		4 482	
327 FRANCE		216		4 582	
335 GERMANY W		1 986		7 382	
336 GREECE		532		532	
340 HUNGARY				103	
344 ITALY		2 684		12 069	
347 JAPAN		10 586		39 322	
352 MEXICO				167	
354 NETHRLNDS		107		107	
360 ISRAEL		78		78	
365 POLANO				376	
366 PORTUGAL				484	
375 SWEDEN		71		521	
376 SWITZRLND		53		197	
380 USSR		254		254	
390 GERMANY E				475	
400 U STATES		701 8		3 601 0	
		27 973		133 734	
PORCELAIN STATUES STATUETTES					9 184
100 U KINGDOM		2 180 4		19 518 1	
227 BAHAMAS				482	
231 HONG KONG		560		1 578	
305 AUSTRIA		173		3 820	
306 BELGIUM				180	
318 DENMARK		1 344		4 967	
327 FRANCE		587		1 909	



IMPORTS INTO CANADA FOR CONSUMPTION

Articles and Countries from which Imported	MONTH OF JUNE 1958		SIX MONTHS ENDED JUNE 1958		Class Number
	Quantities	Values (\$)	Quantities	Values (\$)	
335 GERMANY W		6707		61631	
344 ITALY		2915		5422	
347 JAPAN		30510		162966	
354 NETHRLNDS				416	
372 SPAIN				92	
375 SWEDEN		65		159	
376 SWITZRLND		666		666	
390 GERMANY E		1906		5436	
400 U STATES		1285		17406	
		68522		462311	
MATERIAL FOR HARD METAL COMPS					9187
100 U KINGDOM		528		3492	
352 MEXICO				924	
375 SWEDEN				559	
400 U STATES		32135		282913	
		32663		287888	
ARTICLES FOR FERTILIZER MFR					9191
100 U KINGDOM				860	
306 BELGIUM				88	
327 FRANCE				88	
335 GERMANY W				300	
376 SWITZRLND				863	
400 U STATES		14059		147097	
		14059		149296	
ARTICLES FOR REPRESENTATIVES					9193
100 U KINGDOM		3582		48341	
203 R E AFR		200		200	
207 UN SO AFR		1200		1765	
215 INDIA		140		362	
216 PAKISTAN		100		100	
223 BARBADOS		170		170	
225 TRINIDAD		200		364	
234 AUSTRALIA				1447	
304 ARGENTINA		75		2739	
305 AUSTRIA		2540		2615	
306 BELGIUM		1330		9560	
309 BRAZIL				471	
313 CHINA		2050		2050	
314 COLOMBIA		103		103	
316 CUBA		97		3643	
317 CZECHO S		1064		13805	
318 DENMARK		250		14277	
320 DOM REP				200	
326 FINLAND				1800	
327 FRANCE		553		6390	
335 GERMANY W		6945		44491	
336 GREECE		50		3050	
338 HAITI				199	
342 IRAN				75	
344 ITALY		1527		3972	
347 JAPAN		200		9303	
352 MEXICO		10200		10460	
354 NETHRLNOS		9608		56200	
355 INDONESIA				3050	
359 NORWAY		300		450	
360 ISRAEL				699	
361 PANAMA				254	
363 PERU		594		2624	
364 PHIL		400		1600	
365 POLAND		400		3936	
366 PORTUGAL		200		935	
372 SPAIN		62		12689	
375 SWEDEN		200		1384	
376 SWITZRLND		63		25409	
380 USSR		250		3595	
387 VENEZUELA		123		123	
389 IRELAND		250		305	
391 LEBANON				1000	
400 U STATES		31360		231078	
		76386		527283	
CANADIAN GOODS RETURNED					9195
100 U KINGDOM		19572		295729	
203 R E AFR				575	
205 RHOO NYAS				170	
207 UN SO AFR				3279	
216 PAKISTAN		800		4923	
217 CEYLON				70	
220 BERMUDA				1503	
221 R GUIANA				37019	
223 BARBADOS				1575	
224 JAMAICA		100		21928	
225 TRINIDAD		12439		12981	
231 HONG KONG		132		908	
234 AUSTRALIA		2600		51167	
236 NEW ZEAL				1219	
306 BELGIUM		2593		80352	
308 BOLIVIA				400	
312 CHILE				195	
316 CUBA				5671	
318 DENMARK		700		789	
319 GREENLAND				1179	
320 DOM REP				713	
326 FINLAND				150	
327 FRANCE		952		11560	
328 FR AFRICA				2810	
334 ST PIERRE		220		935	

## IMPORTS INTO CANADA FOR CONSUMPTION

Articles and Countries from which Imported	MONTH OF JUNE 1958		SIX MONTHS ENDED JUNE 1958		Class Number
	Quantities	Values (\$)	Quantities	Values (\$)	
335 GERMANY W		881		6938	
336 GREECE				266	
344 ITALY				493	
347 JAPAN		3840		34000	
352 MEXICO				150	
354 NETHRLNDS		1338		8614	
357 NETH ANT				1075	
359 NORWAY				5432	
363 PERU				1610	
364 PHIL				16072	
372 SPAIN		250		250	
375 SWEDEN				15738	
376 SWITZRLND		1182		18394	
381 ALASKA		638		13048	
387 VENEZUELA				56122	
389 IRELAND				1800	
400 U STATES		1715314		6500854	
		1763551		7218656	
ARMS ETC BRITISH OR NATO CTYS					9196
100 U KINGDOM		93321		409746	
221 B GUIANA				1300	
224 JAMAICA				63	
234 AUSTRALIA				10210	
309 BRAZIL				15000	
316 CUBA		367		3781	
318 DENMARK		1191		2452	
326 FINLAND				177	
327 FRANCE		4012		20496	
335 GERMANY W		12391		148978	
344 ITALY		178		9207	
347 JAPAN		1115		9592	
354 NETHRLNDS		630		15832	
357 NETH ANT				321270	
359 NORWAY				16357	
366 PORTUGAL		152		502	
372 SPAIN		95		95	
375 SWEDEN				1515	
376 SWITZRLND		198		32565	
381 ALASKA		95746		334203	
400 U STATES		1044863		9728323	
		1254259		11081664	
EXWAREHOUSED SHIPS STORES NOP					9197
100 U KINGDOM		11490		79766	
221 B GUIANA		112		1228	
223 BARBADOS				286	
327 FRANCE		1169		5240	
335 GERMANY W		404		973	
354 NETHRLNDS		404		1754	
359 NORWAY		150		150	
384 P RICO		74		127	
400 U STATES		29085		104960	
		42888		194484	
BATTERY JARS GLASS OR RUBBER					9199
100 U KINGDOM				386	
335 GERMANY W		930		5071	
400 U STATES		114176		637630	
		115106		643087	
CASUAL DONATIONS					9201
100 U KINGDOM		407		1107	
220 BERMUDA				1356	
318 DENMARK				105	
335 GERMANY W				150	
347 JAPAN				50	
354 NETHRLNDS				168	
359 NORWAY				131	
400 U STATES		3367		90417	
		3774		93484	
CORSET CLASPS STEELS WIRES					9202
100 U KINGDOM		3166		4711	
400 U STATES		4238		28558	
		7404		33269	
FEATHERS FLOWERS ART FOR HATS					9204
100 U KINGDOM		90		836	
317 CZECHO S		230		5031	
327 FRANCE		11446		38065	
335 GERMANY W		18447		58665	
347 JAPAN		11863		84870	
354 NETHRLNDS				139	
390 GERMANY E		2143		29587	
400 U STATES		12036		103406	
		56255		320599	
RESCUE APPARATUS					9207
100 U KINGDOM		561		6949	
305 AUSTRIA				1796	
327 FRANCE		511		511	
335 GERMANY W		1615		12671	
354 NETHRLNDS		356		995	
400 U STATES		144246		882887	
		147289		905809	
MATERIALS FOR TEXTILE PRINTING					9208
100 U KINGDOM		4166		9627	
400 U STATES		4964		39610	
		9130		49237	
SALTS OF THORIUM OR CERIUM					9209

IMPORTS INTO CANADA FOR CONSUMPTION

Articles and Countries from which Imported	MONTH OF JUNE 1958		SIX MONTHS ENDED JUNE 1958		Class Number
	Quantities	Values (\$)	Quantities	Values (\$)	
SPURS AND STILTS					9210
100 U KINGDOM		705		4446	
400 U STATES		754		4078	
		1459		8524	
VACCINE AND PLASMA CONTAINERS					9212
100 U KINGDOM				3005	
327 FRANCE		1851		1851	
335 GERMANY		635		635	
400 U STATES		7197		74670	
		9683		80161	
GOODS FREE BY ORDER IN COUNCIL					9213
100 U KINGDOM				6175	
335 GERMANY				813	
400 U STATES		27476		127735	
		27476		134723	
ARTICLES FOR MFR TOBACCO PIPES					9214
100 U KINGDOM		298		400	
335 GERMANY				90	
344 ITALY				650	
400 U STATES		2451		7260	
		2749		8400	
SAFETY GLASS SHEET ADHESIVES					9215
400 U STATES		28873		298367	
		28873		298367	
TOURIST PURCHASES DUTY FREE					9228
100 U KINGDOM		147037		4086661	
202 ADEN				99	
203 REAFR		258		690	
205 RHOD NYAS		165		165	
208 BSA OTHER		322		664	
211 NIGERIA		150		258	
215 INDIA		226		1502	
216 PAKISTAN		60		604	
217 CEYLON				30	
220 BERMUDA		6401		50327	
221 B GUIANA		191		489	
222 B HOND				9750	
223 BARBADOS		291		9148	
224 JAMAICA		2678		27910	
225 TRINIDAD		220		3956	
227 BAHAMAS		127		12676	
230 GIBRALTAR				597	
231 HONG KONG		1761		5973	
232 MALTA				92	
234 AUSTRALIA		501		4811	
236 NEW ZEAL		209		424	
303 ARABIA		197		296	
304 ARGENTINA		41		559	
305 AUSTRIA		777		6423	
306 BELGIUM		4576		11438	
309 BRAZIL		373		919	
312 CHILE		100		276	
314 COLOMBIA				272	
316 CUBA				14571	
317 CZECHO S		38		841	
318 DENMARK		458		3481	
322 EGYPT		974		7687	
326 FINLAND		562		924	
327 FRANCE		35627		87605	
334 ST PIERRE		1862		3081	
335 GERMANY		17438		66878	
336 GREECE		339		1372	
337 GUATEMALA				201	
338 HAITI				1578	
341 ICELAND		26		783	
343 IRAQ				15	
344 ITALY		11146		44205	
345 LIBYA				65	
347 JAPAN		1974		6508	
350 LIBERIA				66	
352 MEXICO		2640		56000	
353 MOROCCO				65	
354 NETHRLNDS		7605		36483	
357 NETH ANT				528	
359 NORWAY		35		1686	
360 ISRAEL		711		6384	
361 PANAMA				357	
363 PERU		11		727	
364 PHIL				80	
365 POLAND		479		891	
366 PORTUGAL		3247		5265	
367 AZORES		2736		12502	
370 ROUMANIA				43	
371 THAILAND				70	
372 SPAIN		2380		7171	
375 SWEDEN		486		2738	
376 SWITZRLND		4414		15406	
378 JORDAN				69	
379 TURKEY		117		386	
380 USSR		90		592	
381 ALASKA		290		486	
382 VIRGIN IS				155	
383 HAWAII		2865		64308	
384 P RICO		373		591	
387 VENEZUELA				360	
388 YUGO SLAV				12	

## IMPORTS INTO CANADA FOR CONSUMPTION

Articles and Countries from which Imported	MONTH OF JUNE 1958		SIX MONTHS ENDED JUNE 1958		Class Number
	Quantities	Values (\$)	Quantities	Values (\$)	
389 IRELAND		1162		4508	
391 LEBANON				498	
392 SYRIA				145	
400 U STATES		4433133		27995589	
CARTRIDGES SHOT GUN SHELLS		4699879		29012965	9237
327 FRANCE				140	
335 GERMANY W		218		273	
344 ITALY				1284	
400 U STATES		893		5417	
DEXTROSE SOLUTIONS THERAPEUTIC		1111		7114	
100 U KINGDOM		1732		37114	9238
400 U STATES		45094		225873	
METALLIC CARTRIDGES AMMUNITION		46826		262987	9239
100 U KINGDOM		2196		3676	
318 DENMARK				3109	
335 GERMANY W		317		4736	
359 NORWAY				1219	
375 SWEDEN				505	
376 SWITZRLND		4144		5862	
400 U STATES		6796		35212	
BLACKBOARDS OF SLATE OR PAPER		13453		54319	9240
344 ITALY		6927		10525	
366 PORTUGAL				2033	
400 U STATES		30483		148412	
BIOLOGICAL PRODUCTS N O P		37410		160970	9242
100 U KINGDOM		957		18882	
318 DENMARK		500		5053	
327 FRANCE		99		99	
335 GERMANY W		138		3041	
375 SWEDEN		270		778	
376 SWITZRLND				1385	
380 USSR				978	
400 U STATES		232463		1179864	
BASKETS OF ALL KINDS N O P		234427		1210080	9243
100 U KINGDOM		864		8783	
207 UN SO AFR				225	
215 INDIA				180	
231 HONG KONG		1512		14431	
305 AUSTRIA		63		177	
306 BELGIUM		679		5247	
317 CZECHO S		2206		5030	
318 DENMARK				66	
327 FRANCE		429		2858	
335 GERMANY W		1090		3416	
340 HUNGARY		489		1202	
344 ITALY		61		5193	
347 JAPAN		10008		44034	
352 MEXICO		1288		5355	
354 NETHRLNDS		120		236	
365 POLAND		964		19100	
366 PORTUGAL		1119		5808	
367 AZORES		1631		4607	
372 SPAIN		286		6620	
375 SWEDEN				122	
388 YUGO SLAV				3899	
400 U STATES		50333		116070	
COMMUNION SETS CHURCH ARTICLES		73142		252659	9244
100 U KINGDOM		3714		11209	
215 INDIA				121	
231 HONG KONG				4502	
234 AUSTRALIA				779	
305 AUSTRIA		1242		4701	
306 BELGIUM		190		3435	
317 CZECHO S		8372		30732	
318 DENMARK				69	
327 FRANCE		29475		143841	
335 GERMANY W		7040		40752	
336 GREECE				1093	
344 ITALY		27555		255384	
347 JAPAN		10428		84318	
352 MEXICO				225	
354 NETHRLNDS		244		619	
360 ISRAEL				1483	
365 POLAND				300	
366 PORTUGAL				1876	
372 SPAIN				1272	
376 SWITZRLND				1235	
389 IRELAND		311		3702	
400 U STATES		32895		300799	
CARTRIDGE CASES GUN WADS CAPS		121466		892447	9246
100 U KINGDOM				1692	
375 SWEDEN				166	
400 U STATES		1524		25177	
AMMUNITION N O P		1524		27035	9247
100 U KINGDOM		5245		92421	
335 GERMANY W				2619	
400 U STATES		20728		162818	
		25973		257858	

IMPORTS INTO CANADA FOR CONSUMPTION

171

Articles and Countries from which Imported	MONTH OF JUNE 1958		SIX MONTHS ENDED JUNE 1958		Class Number
	Quantities	Values (\$)	Quantities	Values (\$)	
ELECTRICAL ENERGY					
400 U STATES	MKWH 11178	50350	100344	490278	9249
ICE					
400 U STATES		360		1461	9251
INCUBATORS BROODERS AND PARTS					
100 U KINGDOM	NO		2	354	9252
400 U STATES	970	114764	13789	699268	
IRON SAND PRESSURE BLASTING	970	114764	13791	699622	9253
100 U KINGDOM		2170		9833	
400 U STATES		46610		409471	
BALL POINT PENS AND PARTS		48780		412304	9254
100 U KINGDOM		5774		19215	
306 BELGIUM				265	
327 FRANCE				228	
335 GERMANY W		1583		9748	
344 ITALY		2067		12317	
347 JAPAN		1552		4728	
360 ISRAEL		148		1881	
376 SWITZRLND		195		195	
400 U STATES		167183		1205463	
ALABASTER SPAR AMRER ORNAMENTS		178496		1254040	9255
100 U KINGDOM		14347		92353	
215 INDIA				316	
231 HONG KONG		280		1292	
305 AUSTRIA		1133		1294	
306 BELGIUM		206		206	
317 CZECHO S				72	
318 DENMARK				331	
327 FRANCE		816		3009	
335 GERMANY W		7758		16435	
344 ITALY		8917		21067	
347 JAPAN		9674		90612	
352 MEXICO		503		594	
354 NETHRLNDS		469		519	
365 POLAND		6012		6762	
375 SWEDEN				60	
390 GERMANY E		1708		4546	
400 U STATES		24253		96521	
MACHINE CARD CLOTHING		76076		335989	9256
100 U KINGDOM		9282		67187	
306 BELGIUM				290	
335 GERMANY W				642	
400 U STATES		6826		51461	
PENCILS LEAD NON PROP ELLING		16108		119580	9257
100 U KINGDOM	GROSS 497	2371	3347	10674	
313 CHINA			1000	755	
317 CZECHO S	1000	1288	4899	6180	
335 GERMANY W	1420	4915	4118	15084	
347 JAPAN	1585	1646	9285	9059	
400 U STATES	1034	4631	11264	37849	
PENCILS LEAD N O P	5536	14851	35213	79601	9258
100 U KINGDOM		54		2791	
318 DENMARK		657		1729	
327 FRANCE				50	
335 GERMANY W				2011	
347 JAPAN		244		1543	
376 SWITZRLND				114	
400 U STATES		8863		37877	
PENS FOUNTAIN EXCPT BALL POINT		9818		46115	9259
100 U KINGDOM				260	
335 GERMANY W		232		3930	
344 ITALY		22741		57032	
347 JAPAN		620		2735	
400 U STATES		12286		41653	
PENS N O P PENHOLDERS RULERS		36579		105610	9260
100 U KINGDOM		5548		19351	
231 HONG KONG		837		1477	
335 GERMANY W		1951		12397	
344 ITALY		92		92	
347 JAPAN		337		1275	
400 U STATES		13509		105811	
PRECIOUS STONES NOT MOUNTED		22274		140403	9262
100 U KINGDOM		20675		116079	
215 INDIA		1266		4499	
217 CEYLON				451	
231 HONG KONG		11678		40468	
234 AUSTRALIA		459		554	
305 AUSTRIA		24313		118112	
306 BELGIUM				102	
309 BRAZIL				62	
313 CHINA				142	
314 COLOMBIA				267	
317 CZECHO S		7334		22582	
327 FRANCE		9525		17735	
335 GERMANY W		17341		112955	

## IMPORTS INTO CANADA FOR CONSUMPTION

Articles and Countries from which Imported	MONTH OF JUNE 1958		SIX MONTHS ENDED JUNE 1958		Class Number
	Quantities	Values (\$)	Quantities	Values (\$)	
344 ITALY				56	
347 JAPAN		30882		178932	
352 MEXICO				1712	
354 NETHRLNDS				220	
371 THAILAND				2105	
372 SPAIN				1851	
376 SWITZRLND		1496		7736	
400 U STATES		29860		220606	
		154829		847226	
PULLEYS BELT POWER TRANS NOP					9263
100 U KINGDOM		552		16281	
327 FRANCE				310	
335 GERMANY W				243	
347 JAPAN				603	
354 NETHRLNDS		228		1177	
375 SWEDEN				346	
376 SWITZRLNO				116	
400 U STATES		65002		365745	
		65782		384821	
SETTLERS EFFECTS					9264
100 U KINGDOM		366857		2301563	
202 ADEN		670		670	
203 B E AFR		3450		14561	
205 RHOD NYAS		860		9450	
207 UN SO AFR		9744		52034	
208 BSA OTHER				400	
211 NIGERIA				500	
213 RWA OTHER		750		908	
215 INDIA		824		12809	
216 PAKISTAN				5492	
217 CEYLON		625		1921	
218 MALAYA		2025		13438	
220 BERMUDA		365		12780	
221 B GUIANA		800		8861	
223 BARBADOS				1665	
224 JAMAICA		10547		21978	
225 TRINIDAD		2420		7851	
227 BAHAMAS		1000		4000	
228 LEEW WIND		275		575	
229 FALKLAND				1548	
231 HONG KONG		15072		45450	
232 MALTA		1070		10555	
234 AUSTRALIA		22424		58902	
235 FIJI				300	
236 NEW ZEAL		8040		22910	
304 ARGENTINA		4000		37691	
305 AUSTRIA		8505		48432	
306 BELGIUM		21315		72203	
307 BEL CONGO				600	
308 BOLIVIA		1348		1348	
309 BRAZIL		2750		20967	
311 BURMA				182	
312 CHILE				550	
313 CHINA		50		100	
314 COLOMBIA				1650	
316 CUBA				1000	
317 CZECHO S				3715	
318 DENMARK		17720		130238	
322 EGYPT		1091		16333	
326 FINLAND		2865		21695	
327 FRANCE		56786		204130	
328 FR AFRICA		500		14785	
335 GERMANY W		323675		1207235	
336 GREECE		1340		18670	
338 HAITI		2000		2000	
340 HUNGARY		6875		51308	
341 ICELAND				5200	
342 IRAN		300		1435	
343 IRAQ				2524	
344 ITALY		19505		115729	
345 LIBYA				314	
347 JAPAN		5014		9280	
348 KOREA				1088	
349 LATVIA				100	
352 MEXICO				5722	
353 MOROCCO		8935		30369	
354 NETHRLNDS		296301		1354823	
355 INDONESIA		7150		11620	
357 NETH ANT				12624	
359 NORWAY		6740		20359	
360 ISRAEL		2489		45769	
361 PANAMA				5000	
363 PERU				100	
364 PHIL		450		5450	
365 POLAND		8217		48430	
366 PORTUGAL		5085		13860	
370 ROUMANIA				450	
372 SPAIN				1590	
375 SWEDEN		9410		51420	
376 SWITZRLND		42282		122461	
379 TURKEY		5180		11630	
381 ALASKA		14818		19830	
383 HAWAII				100	
386 URUGUAY		19000		19350	
387 VENEZUELA		12050		21770	
388 YUGO SLAV		1340		6505	

IMPORTS INTO CANADA FOR CONSUMPTION

Articles and Countries from which Imported	MONTH OF JUNE 1958		SIX MONTHS ENDED JUNE 1958		Class Number
	Quantities	Values (\$)	Quantities	Values (\$)	
389 IRELAND		1000		5933	
391 LEBANON		390		17435	
400 U STATES		2368102		9225157	
SHOW CASES AND METAL PARTS		3732396		15659580	9265
335 GERMANY W				869	
400 U STATES		14344		170229	
SIGNS LETTERS OTHER THAN PAPER		14344		171098	9266
100 U KINGDOM		4237		23928	
306 BELGIUM				1558	
318 DENMARK				591	
335 GERMANY W		610		2438	
344 ITALY				75	
347 JAPAN				1772	
376 SWITZRLND		654		1362	
381 ALASKA				50	
400 U STATES		77945		414725	
MEASURING RULES AND TAPES		83446		446499	9267
100 U KINGDOM		5862		43550	
231 HONG KONG		427		427	
317 CZECHO S				1057	
335 GERMANY W		5924		40182	
344 ITALY		76		76	
347 JAPAN				698	
354 NETHRLNDS				836	
375 SWEDEN		412		412	
376 SWITZRLND				264	
400 U STATES		45866		268903	
WASTE AND JUNK N O P		58567		356305	9269
100 U KINGDOM	CWT				
400 U STATES	401	2098	417	2160	
	25492	11508	150624	66247	
	25893	13606	151041	69107	
WAX VEGETABLE AND MINERAL NOP	LB				9270
100 U KINGDOM			568	247	
309 BRAZIL	175364	122929	765864	548177	
314 COLOMRIA			500	231	
317 CZECHO S			32628	5253	
335 GERMANY W	990	259	1998	914	
352 MEXICO	1933	1088	20758	11016	
390 GERMANY E	1105	113	23105	4578	
400 U STATES	53237	35609	621063	441091	
	232629	160008	1466484	1011507	
WAX AND MANUFACTURES N O P					9271
100 U KINGDOM		53		2321	
335 GERMANY W		6463		28671	
344 ITALY				753	
390 GERMANY E				612	
400 U STATES		40616		221259	
		47132		253616	
UNENUMERATED ARTICLES					9274
SHIPMENTS UNDER 50 DOLLARS					9275
100 U KINGDOM		118320		683304	
203 B E AFR		15		354	
205 RHOD NYAS		25		204	
207 UN SO AFR		360		767	
208 BSA OTHER		81		125	
213 BWA OTHER				7	
215 INDIA		775		3682	
216 PAKISTAN		120		492	
217 CEYLON		25		200	
218 MALAYA		84		315	
220 BERMUDA		137		1168	
221 B GUIANA		123		513	
222 B HOND		190		1551	
223 BARBADOS		233		698	
224 JAMAICA		466		3478	
225 TRINIDAD		84		852	
227 BAHAMAS		15		320	
230 GIBRALTAR				3	
231 HONG KONG		10354		57215	
232 MALTA		35		276	
234 AUSTRALIA		1094		5595	
235 FIJI				12	
236 NEW ZEAL		239		583	
304 ARGENTINA		87		608	
305 AUSTRIA		1932		9668	
306 BELGIUM		2744		16938	
307 BEL CONGO				8	
308 BOLIVIA				3	
309 BRAZIL		40		344	
310 BULGARIA				8	
312 CHILE		61		3147	
313 CHINA		270		688	
314 COLOMBIA		81		188	
315 C RICA				161	
316 CUBA		517		3599	
317 CZECHO S		783		4326	
318 DENMARK		2804		15162	
319 GREENLAND				92	
320 DOM REP		45		130	
321 ECUADOR		187		840	
322 EGYPT		102		258	

## IMPORTS INTO CANADA FOR CONSUMPTION

Articles and Countries from which Imported	MONTH OF JUNE 1958		SIX MONTHS ENDED JUNE 1958		Class Number
	Quantities	Values (\$)	Quantities	Values (\$)	
324 ESTONIA				36	
325 ETHIOPIA				153	
326 FINLAND		465		1723	
327 FRANCE		15907		88083	
328 FR AFRICA		14		77	
329 INDOCHINA				57	
334 ST PIERRE		102		341	
335 GERMANY W		35691		185067	
336 GREECE		56		1932	
337 GUATEMALA		441		1364	
338 HAITI		14		884	
339 HONDURAS		189		727	
340 HUNGARY		108		1734	
341 ICELAND		4		112	
342 IRAN				30	
343 IRAQ		12		12	
344 ITALY		9956		44095	
347 JAPAN		16861		95416	
348 KOREA				1	
349 LATVIA				15	
351 LITHUANIA				10	
352 MEXICO		1740		9773	
353 MOROCCO		163		312	
354 NETHRLNDS		6833		48336	
355 INDONESIA		6		173	
356 SURINAM		55		55	
357 NETH ANT				171	
358 NICARAGUA		85		85	
359 NORWAY		1062		5552	
360 ISRAEL		200		894	
361 PANAMA				358	
362 PARAGUAY				16	
363 PERU		70		98	
364 PMIL				52	
365 POLAND		91		817	
366 PORTUGAL		699		2761	
367 AZORES		9		444	
369 PORT ASIA				9	
370 ROUMANIA		16		69	
371 THAILAND		9		86	
372 SPAIN		689		4147	
375 SWEDEN		3405		17379	
376 SWITZRLND		4816		31444	
378 JORDAN				10	
379 TURKEY		112		205	
380 USSR		324		1570	
381 ALASKA		4129		9218	
383 HAWAII		174		2349	
384 P RICO		630		2115	
387 VENEZUELA		35		178	
388 YUGO SLAV		123		676	
389 IRELAND		159		1114	
390 GERMANY E		61		1048	
391 LEBANON		48		427	
392 SYRIA				177	
393 TAIWAN		47		285	
400 U STATES		4420383		25322755	
		4668421		26711309	



## Value, Price and Volume Indexes of Imports for Consumption

The following table gives index numbers of the declared (statistical) value of imports for consumption by months, and of the unit value (price) and volume of these imports. The value index expresses the value of imports in a given month as a percentage of the monthly average in the base year. The price index is of the fixed-weight aggregative (Laspeyres) type, and combines unit values calculated from the monthly import statistics with specified wholesale or other price quotations. These latter quotations are used where inadequate quantity reporting or insufficiently homogeneous items in the trade statistics prevent the obtaining of sufficiently representative unit value series. The volume index is derived by dividing the value index by the corresponding price index, and is, therefore, of the currently-weighted (Paasche) type. These indexes are computed with 1948 as an interim reference base pending conversion to the Bureau's official post-war reference base (1949).

In computing the price index certain adjustments were made to the regular grouping of commodities used in the trade statistics, and all three indexes are presented on the basis of these adjusted groups. The chief adjustments are as follows: the two groups "agricultural and vegetable products" and "animals and animal products" have been combined into one group now titled "agricultural and animal products"; the sub-group "rubber and its products" (1678-1732) and the item "advertising matter" (4291) have been transferred to the "miscellaneous products" group; the item "arms, etc., British or N.A.T.O. countries" (9196) has been deducted from the "miscellaneous products" total and the grand total; three "ships" items (9155-57) have been transferred to the "iron and steel and their products" group; and a few other adjustments designed to improve group classification by component material have been made.

These indexes are currently computed from the original data for months, quarters and calendar years. Approximate indexes for other periods may be obtained by averaging the monthly values. Although such indexes will be less accurate than would result from a separate computation based on the original data, the margin of error is insufficient to necessitate a lengthy separate computation.

A complete record of these series by months for the post-war period is published in issues of Volume I of the annual report "Trade of Canada". Some additional commodity information appears in issues of the "Review of Foreign Trade". Details of the computation of the price indexes are given in D.B.S. Reference Paper, No. 8, 1950, titled "Export and Import Price Indexes by Months, July, 1945 - June, 1950 (1948=100)".

## MONTHLY INDEX NUMBERS OF DECLARED VALUES, PRICES AND PHYSICAL VOLUME OF IMPORTS FOR CONSUMPTION, BY GROUPS

Interim base, 1948 = 100

	Month	Total			Agricultural and Animal Products			Fibres and Textiles			Wood Products and Paper		
		1956	1957	1958	1956	1957	1958	1956	1957	1958	1956	1957	1958
INDEX OF DECLARED VALUES													
1	January	183.2	208.2	179.9	132.2	155.0	148.9	126.0	122.7	111.0	278.9	319.2	292.9
2	February	183.5	195.5	165.1	137.5	136.4	133.7	126.0	124.2	101.7	313.1	305.6	289.0
3	March	210.0	212.8	193.6	137.7	145.4	151.6	125.5	126.2	120.1	307.7	311.6	357.1
4	April	240.0	243.8	204.0	156.2	180.2	181.8	132.7	134.1	120.8	311.4	330.5	298.0
5	May	248.0	251.4	220.1	190.3	210.1	209.4	131.3	126.0	115.1	330.3	320.6	313.3
6	June	221.6	206.1	202.7	177.6	168.8	181.6	102.7	106.5	106.4	306.8	264.7	330.2
7	July	218.1	217.4		171.0	174.0		106.1	105.5		326.3	291.5	
8	August	212.9	213.1		163.2	174.9		121.0	117.4		322.6	347.8	
9	September	196.2	200.3		154.3	173.6		97.2	102.5		315.1	299.5	
10	October	245.3	217.4		212.9	216.3		125.0	116.9		357.1	327.5	
11	November	236.3	204.3		211.7	191.0		136.3	113.5		327.7	298.2	
12	December	181.0	178.3		162.0	174.8		95.4	103.1		249.9	286.8	
AI	Annual Index	214.7	212.4		167.2	175.0		118.8	116.6		312.2	308.6	
INDEX OF PRICES													
1	January	113.4	115.1	119.6	98.7	101.1	102.5	92.7	92.1	95.1	122.8	123.6	139.8
2	February	113.8	116.1	119.1	99.4	100.4	101.6	93.5	92.4	95.6	123.1	123.4	139.2
3	March	114.4	116.7	118.7	98.7	102.6	101.8	93.4	90.5	93.9	123.5	124.0	138.8
4	April	113.8	117.5	118.1	100.0	106.3	102.8	90.0	89.3	89.7	123.5	124.3	138.4
5	May	113.1	116.7	116.8r	100.3	106.7	103.0r	88.2	90.2	84.4r	124.0	125.4	138.1
6	June	113.5	116.6	115.4	104.0	108.0	101.6	88.1	89.5	83.7	124.4	125.6	137.5
7	July	112.4	115.9		101.5	106.5		88.6	88.3		124.2	126.5	
8	August	112.4	116.0		101.9	106.4		87.7	90.5		124.3	126.7	
9	September	112.0	116.7		101.7	102.6		86.2	89.7		124.4	127.5	
10	October	112.8	117.3		100.4	104.1		88.3	89.8		123.9	128.1	
11	November	113.0	116.9		99.1	100.9		89.1	91.0		123.6	128.0	
12	December	113.5	118.0		100.0	99.6		90.2	94.7		123.3	129.2	
AI	Annual Index	113.0	116.6		99.8	104.0		89.2	90.2		123.8	126.0	
INDEX OF PHYSICAL VOLUME													
1	January	161.6	180.9	150.4	133.9	153.3	145.3	135.9	133.2	116.7	227.1	258.3	209.5
2	February	161.2	168.4	138.6	138.3	135.9	131.6	134.8	134.4	106.4	254.3	247.6	207.6
3	March	183.6	182.3	163.1	139.5	141.7	148.9	134.4	139.4	127.9	249.1	251.3	257.3
4	April	210.9	207.5	172.7	156.2	169.5	176.8	147.4	150.2	134.7	252.1	265.9	215.3
5	May	219.3	215.4	188.4r	189.7	196.9	203.3r	148.9	139.7	136.4r	266.4	255.7	226.9
6	June	195.2	176.8	175.6	170.8	156.3	178.7	116.6	119.0	127.1	246.6	210.7	240.1
7	July	194.0	187.6		168.5	163.4		119.8	119.5		262.7	230.4	
8	August	189.4	183.7		160.2	164.4		138.0	129.7		259.5	274.5	
9	September	175.2	171.6		151.7	169.2		112.8	114.3		253.3	234.9	
10	October	217.5	185.3		212.1	207.8		141.6	130.2		288.2	255.7	
11	November	209.1	174.8		213.6	189.3		153.0	124.7		265.1	233.0	
12	December	159.5	151.1		162.0	175.5		105.8	108.9		202.7	222.0	
AI	Annual Index	190.0	182.2		167.5	168.3		133.2	129.3		252.2	244.9	

r - revised

## MONTHLY INDEX NUMBERS OF DECLARED VALUES, PRICES AND PHYSICAL VOLUME OF IMPORTS FOR CONSUMPTION, BY GROUPS

Interim base, 1948 = 100

Iron and Steel and their Products			Non-Ferrous Metals and their Products			Non-Metallic Minerals and their Products			Chemicals and Fertilizers			Miscellaneous Products			
1956	1957	1958	1956	1957	1958	1956	1957	1958	1956	1957	1958	1956	1957	1958	
INDEX OF DECLARED VALUES															
229.7	289.2	223.4	269.9	321.4	259.5	112.1	113.2	101.1	212.5	223.7	210.1	341.9	329.8	358.8	1
234.2	269.8	203.6	274.7	275.2	249.7	97.3	101.9	94.5	224.6	250.7	195.9	338.4	332.9	313.4	2
311.7	301.3	253.0	297.5	308.9	279.7	92.0	104.3	90.4	232.6	242.9	238.1	395.0	404.5	385.7	3
356.4	353.8	268.1	332.6	320.8	281.2	113.7	119.5	87.7	282.4	279.4	263.3	458.0	451.3	424.5	4
346.9	346.4	274.7	350.8	346.6	314.6	133.5	140.2	116.2	288.9	285.2	284.4	446.6	452.3	438.9	5
303.5	272.1	248.8	330.2	291.4	313.2	132.6	128.2	111.7	246.3	229.7	269.2	378.8	376.0	386.0	6
284.4	282.1		336.2	322.5		133.5	145.3		251.7	224.4		404.4	402.7		7
246.9	246.7		338.6	306.9		158.8	144.4		227.2	252.8		412.8	453.2		8
243.2	224.3		315.0	342.2		132.3	134.5		213.4	251.6		362.7	408.6		9
310.5	233.8		392.2	342.0		150.5	154.2		267.2	266.3		436.2	407.1		10
300.0	229.8		359.8	339.7		145.1	139.5		262.5	246.5		381.1	365.5		11
235.7	202.7		263.9	283.9		111.8	109.9		197.0	212.0		296.8	327.1		12
283.6	271.0		321.8	316.8		126.1	127.9		242.2	247.1		387.7	392.6		AI
INDEX OF PRICES															
132.0	136.5	145.2	131.9	134.5	136.3	101.6	104.8	108.9	112.2	110.8	112.6	128.8	115.4	110.1	1
132.9	136.8	144.7	132.2	135.6	135.9	101.3	108.8	107.8	112.3	110.9	113.4	127.7	116.5	109.7	2
133.4	136.9	144.4	132.5	135.4	135.2	103.8	110.6	108.0	112.7	111.0	112.4	126.8	117.3	109.2	3
133.3	137.4	143.1	132.6	136.0	136.0	103.4	112.2	109.0	112.8	111.6	111.5	123.0	112.6	108.0	4
133.1	136.9	142.4r	133.5	135.1	134.3	102.3	109.2	108.4	112.1	110.7	111.3r	118.9	112.1	106.2	5
132.8	136.5	141.6	134.0	135.2	132.2	102.2	108.8	105.3	111.7	110.1	112.1	117.6	112.7	105.4	6
132.7	136.3		132.4	134.8		100.4	107.6		111.4	109.5		113.6	112.0		7
132.8	136.4		132.4	133.9		101.4	106.7		111.1	110.4		111.7	112.0		8
132.4	139.2		131.8	133.9		101.0	108.7		111.3	111.4		112.8	112.4		9
134.1	140.6		132.6	133.7		101.3	108.7		110.8	111.6		114.5	112.3		10
134.3	140.6		134.1	133.8		102.4	108.4		109.9	111.5		113.9	112.1		11
134.9	143.4		134.2	135.2		102.6	108.1		110.8	111.2		112.8	111.4		12
133.2	138.1		132.8	134.4		102.0	108.5		111.7	110.9		118.3	113.2		AI
INDEX OF PHYSICAL VOLUME															
174.0	211.9	153.9	204.6	239.0	190.4	110.3	108.0	92.8	189.4	201.9	186.6	265.5	285.8	325.9	1
176.2	197.2	140.7	207.8	202.9	183.7	96.1	93.7	87.7	200.0	226.1	172.8	265.0	285.8	285.7	2
233.7	220.1	175.2	224.5	228.1	206.9	88.6	94.3	83.7	206.4	218.8	211.8	311.5	344.8	353.2	3
267.4	257.5	187.4	250.8	235.9	206.8	110.0	106.5	80.5	250.4	250.4	236.1	372.4	400.8	393.1	4
260.6	253.0	192.9r	262.8	256.6	234.3	130.5	128.4	107.2	257.7	257.6	255.5r	375.6	403.5	413.3	5
228.5	199.3	175.7	246.4	215.5	236.9	129.7	117.8	106.1	220.5	208.6	240.1	322.1	333.6	366.2	6
214.3	207.0		253.9	239.2		133.0	135.0		225.9	204.9		356.0	359.6		7
185.9	180.9		255.7	229.2		156.6	135.3		204.5	229.0		369.6	404.6		8
183.7	161.1		239.0	255.6		131.0	123.7		191.7	225.9		321.5	363.5		9
231.5	166.3		295.8	255.8		148.6	141.9		241.2	238.6		381.0	362.5		10
223.4	163.4		268.3	253.9		141.7	128.7		238.9	221.1		334.6	326.0		11
174.7	141.4		196.6	210.0		109.0	101.7		177.8	190.6		263.1	293.6		12
212.9	196.2		242.3	235.7		123.6	117.9		216.8	222.8		327.7	346.8		AI





CHANGES IN IMPORT STATISTICAL CLASSIFICATION EFFECTIVE JULY 1ST, 1958

The changes in the Canadian Customs Tariff effective June 18, 1958, necessitated several changes in Canadian import statistics, especially in those relating to primary iron and steel. Many statistical classes formerly related directly to customs tariff items which were abolished and replaced by new tariff items, and it was not practical to continue these statistical classes past June 30. Modifications to some other tariff items required corresponding modifications in the content and description of other statistical classes, and these modifications were made with the same effective date.

The following list of changes in the import statistical classification is divided into four parts. The first deals with statistical classes which could not be continued after June 30, and which do not match closely any of the new classes established as of July 1. In this and subsequent reports for 1958 these classes will be re-numbered and presented under their new code numbers. The statistics shown for these classes will be cumulative figures for the period January 1 - June 30, 1958. The second part of the list deals with cancelled classes which will be included in either new or pre-existing classes. These classes, as such, disappear entirely from this and subsequent reports, but cumulative totals for the period January 1 - June 30, 1958, are included with totals for the classes indicated. The third part deals with the new classes established as of July 1. Cumulative figures for these classes cover only the elapsed period of 1958 subsequent to July 1, except for those classes mentioned in part 2 of the list, and each of these classes will bear an appropriate footnote reference in reports covering the last six months of 1958. The fourth part of the list shows in full the new readings of those statistical classes where modifications in content (or changes in the wording of relevant tariff items) made these desirable.

1. Classes Discontinued After June 30, and Re-numbered for Inclusion in Current Reports (the cumulative figures shown under the new code numbers relate only to the period January 1 - June 30, 1958):

<u>Former</u> <u>Class</u>	<u>New</u> <u>Code</u>	<u>Former</u> <u>Class</u>	<u>New</u> <u>Code</u>	<u>Former</u> <u>Class</u>	<u>New</u> <u>Code</u>
5020	5901	5117	5918	5152	5935
5021	5902	5120	5919	5153	5936
5022	5903	5121	5920	5154	5937
5071	5904	5122	5921	5161	5938
5072	5905	5124	5922	5162	5939
5073	5906	5126	5923	5164	5940
5074	5907	5127	5924	5167	5941
5076	5908	5128	5925	5169	5942
5077	5909	5130	5926	5185	5943
5081	5910	5132	5927	5186	5944
5102	5911	5133	5928	5187	5945
5111	5912	5141	5929	5188	5946
5112	5913	5142	5930	5190	5947
5113	5914	5143	5931	5191	5948
5114	5915	5144	5932	5194	5949
5115	5916	5145	5933	5195	5950
5116	5917	5151	5934	5197	5951



3. New Classes Established Effective July 1, 1958 (cumulative totals commence from July 1, 1958, except as indicated) - Concluded:

Class Number	Reading	Unit of Quantity	Former Class Number
5123	Carbon steel, cold rolled, for pipes and tubes ..	Cwt.	5148
5128	Sheet and strip, carbon steel, hot rolled, n.o.p.	Cwt.	*
5129	Sheet and strip, carbon steel, cold rolled, n.o.p. ....	Cwt.	*
5131	Sheet and strip, carbon steel, finished for porcelain enamelling .....	Cwt.	5129
5132	Sheet and strip, carbon steel, coated with tin (tinplate) .....	Cwt.	5137
5133	Sheet and strip, carbon steel, coated with zinc (galvanized) .....	Cwt.	5118, 5140
5134	Sheet and strip, carbon steel, coated with lead or with an alloy of lead and tin (terneplate) .	Cwt.	5157
5138	Sheet and strip, carbon steel, metal coated, n.o.p. ....	Cwt.	5139
5139	Sheet and strip, carbon steel, coated, n.o.p. ...	Cwt.	5135, 5136
5143	Sheet and strip, alloy steel, n.o.p. (including carbon clad with alloy steel) .....	Cwt.	*
5146	Sheet and strip, silicon steel .....	Cwt.	5131
5149	Sheet and strip, corrugated or fabricated, n.o.p.	Cwt.	5134
5151	Beams, wide flanged, carbon steel, not punched or drilled, n.o.p. ....	Cwt.	*
5155	Structural shapes larger than bar size, carbon steel, n.o.p. ....	Cwt.	*
5159	Structural shapes, bar size, carbon steel, n.o.p.	Cwt.	*
5161	Sheet piling, carbon steel .....	Cwt.	*
5164	Structural shapes, alloy steel, n.o.p. ....	Cwt.	*
5169	Structural shapes, fabricated, n.o.p. ....	Cwt.	5163
5173	Railway rails, iron or steel .....	Cwt.	5078, 5079
5175	Fish plates, splice bars, rail joints and tie plates, iron or steel .....	Cwt.	5704
5177	Railway track material, n.o.p. ....	Cwt.	5392, 5705
5181	Pipes and tubes of cast iron .....	Cwt.	5181, 5182
5182	Drill pipe .....	Cwt.	*
5185	Oil country goods, steel, n.o.p. ....	Cwt.	*
5188	Pipes, tubes and fittings, steel, for transmission of natural gas or crude oil .....	Cwt.	*
5189	Corrugated metal culvert pipe .....	Cwt.	*
5191	Pipes and tubes, steel, for pressure parts of boilers, pulp mill digesters and vessels for the refining of oil .....	Cwt.	5183
5192	Tubes, seamless steel, for bearings .....	Cwt.	*
5196	Pipes and tubes, seamless steel, cold drawn, n.o.p. ....	Cwt.	*
5197	Pipes and tubes, iron or steel, n.o.p. ....	Cwt.	*
5198	Pipe fittings and couplings, steel, welding type, n.o.p. ....	\$	5196
5199	Pipe fittings, couplings and specialties, iron or steel, n.o.p. ....	\$	5192
5200	Welding rods and welding wires, of all kinds ....	Cwt.	5104
5392	Spikes, except railway spikes, n.o.p. ....	Cwt.	*
6110	Zinc dross and zinc scrap .....	Cwt.	*



4. New Readings of Modified Statistical Classes:

Class Number	New Reading	Unit of Quantity
2096	Lobsters, fresh or boiled .....	Lb.
2100	Oysters, fresh or frozen .....	Gal.
5165	Steel masts and parts, structural shapes, and plates and sheets, for ships .....	Cwt.
5193	Pipes and tubes, steel, with plain ends, for rolls for paper-making machinery .....	Cwt.
5296	Dairy machinery including power churns, power milk coolers, power fillers and cappers, power ice-cream mixers, power butter printers, power cream savers, power bottle sterilizers, power brine tanks, power milk bottle washers, power milk can washers; ice-breaking machines, valveless or centrifugal milk pumps, sanitary milk and cream vats; not to include motive power; parts of all the foregoing .....	\$
5581	Fixed or stationary meters, of a size or capacity not made in Canada, for hydraulic engineering; gauges, indicators and recorders for water or other liquid levels, volume or flow, of a class or kind not made in Canada; parts of all the foregoing .....	\$
6112	Zinc and zinc alloys in pigs, slabs, blocks and anodes.	Cwt.
6113	Zinc and zinc alloys in bars, rods, plates, strip and sheet .....	Cwt.
6115	Zinc dust and granules .....	Cwt.
6117	Zinc and zinc alloy slugs, discs and shells .....	\$
6219	Anodes of nickel, copper, silver or gold .....	\$
7124	Artificial eyes for human use, and contact lenses and anterior chamber implants for the human eye .....	\$
9070	Hearing aids and similar appliances for deaf persons, and parts; electronic equipment and parts thereof, when used for ear-training the deaf .....	\$
9162	Buggies, cutters, carriages, animal-drawn pleasure carts, and vehicles, n.o.p., and parts .....	No.




2. Classes Discontinued After June 30 and Included in New or Pre-Existing Classes (cumulative totals adjusted retroactively to January 1, 1958):

<u>Former Class</u>	<u>Included in Class</u>	<u>Former Class</u>	<u>Included in Class</u>	<u>Former Class</u>	<u>Included in Class</u>
2136	2100	5134	5149	5157	5134
5024	5019	5135	5139	5163	5169
5078	5173	5136	5139	5181	5181
5079	5173	5137	5132	5182	5181
5103	5079	5139	5138	5183	5191
5104	5200	5140	5133	5192	5199
5118	5133	5146	5116	5196	5198
5123	5106	5147	5115	5392	5177
5125	5104	5148	5123	5704	5175
5129	5131	5149	5122	5705	5177
5131	5146	5150	5121		

3. New Classes Established Effective July 1, 1958 (cumulative totals commence from July 1, 1958, except as indicated):

<u>Class Number</u>	<u>Reading</u>	<u>Unit of Quantity</u>	<u>Former Class Number</u>
5019	Sponge iron and primary iron, n.o.p. ....	Ton	5024
5023	Ingots, carbon steel .....	Ton	*
5025	Ingots, alloy steel .....	Ton	*
5027	Blooms, billets and slabs, carbon steel .....	Ton	*
5029	Blooms, billets and slabs, alloy steel .....	Ton	*
5071	Bars, carbon steel, hot rolled .....	Cwt.	*
5075	Bars, alloy steel, hot rolled .....	Cwt.	*
5079	Wire rods, steel, hot rolled .....	Cwt.	5103
5083	Bars, carbon steel, cold drawn or cold finished .	Cwt.	*
5087	Bars, alloy steel, cold drawn or cold finished ..	Cwt.	*
5091	Bars or rods, steel, fabricated, n.o.p. ....	Cwt.	*
5101	Plates, carbon steel, 48 inches or less in width, n.o.p. ....	Cwt.	*
5102	Plates, carbon steel, over 48 inches but less than 100 inches in width, n.o.p. ....	Cwt.	*
5103	Plates, carbon steel, 100 inches and more in width, n.o.p. ....	Cwt.	*
5104	Plates, carbon steel, surface patterned .....	Cwt.	5125
5105	Plates, alloy steel, n.o.p. (including carbon clad with alloy steel) .....	Cwt.	*
5106	Plates, fabricated or coated, n.o.p. ....	Cwt.	5123
5115	Plate, sheet or strip, not tempered or ground, nor further manufactured than cut to shape, without indented edges, for saws .....	Cwt.	5147
5116	Plate, sheet or strip, hardened, tempered or ground, not further manufactured than cut to shape, without indented edges, for saws .....	Cwt.	5146
5121	Carbon steel, hot rolled, for pipes and tubes, over 15 3/8 inches in width .....	Cwt.	5150
5122	Carbon steel, hot rolled, for pipes and tubes, 15 3/8 inches or less in width .....	Cwt.	5149

\* No close correspondence with former classes. Cumulative figures in these cases relate only to the period commencing July 1, 1958.





STATISTICS CANADA LIBRARY  
BIBLIOTHEQUE STATISTIQUE CANADA



1010492901