



TRADE OF CANADA

IMPORTS

JULY, 1958


AND

SEVEN MONTHS ENDED JULY, 1958

DOMINION BUREAU OF STATISTICS

International Trade Division

External Trade Section



IMPORTS INTO CANADA FOR CONSUMPTION

	1958
Changes affecting Previous Reports	Import
Cumulative Totals adjusted in July Report	List No. 7

MONTH OF MAY, 1958


Class Number

3368 - Deduct from Japan	3,400 lb.	\$ 2,655
3362 - Add to Japan	3,400 lb.	\$ 2,655
7168 - Deduct from Belgium and Luxembourg	44,440 gal.	\$ 13,955
8408 - Add to Belgium and Luxembourg	451,031 lb.	\$ 13,955
8355 - Add to Japan	420 lb.	

Month of June, 1958

Class Number

271 - Deduct from Ghana	1,075 cwt.	\$ 51,122
271 - Add to United States	1,075 cwt.	\$ 51,122
271 - Deduct from Nigeria	1,136 cwt.	\$ 55,262
271 - Add to United Kingdom	1,136 cwt.	\$ 55,262
5162 - Deduct from United States	9,029 cwt.	\$ 50,316
5161 - Add to United States	9,029 cwt.	\$ 50,316
5661 - Deduct from United States	13 no.	\$172,610
5530 - Add to United States	13 no.	\$ 67,925
5641 - Add to United States	13 no.	\$104,685



DOMINION BUREAU OF STATISTICS
International Trade Division
External Trade Section

TRADE OF CANADA

IMPORTS

JULY, 1958

AND

SEVEN MONTHS ENDED JULY, 1958

Published by Authority of
The Honourable Gordon Churchill, Minister of Trade and Commerce

7502-305—78

Price \$5 a year
Single copies 50 cents

Vol. 15, No. 7

TABLE OF CONTENTS

	Page
EXPLANATORY NOTES	2
KEY TO ABBREVIATIONS OF COUNTRIES.....	3
 SUMMARY TABLES:	
Imports into Canada for Consumption, by Countries	4
Imports into Canada for Consumption, by Main Groups	6
 DETAILED TABLES:	
Imports for Consumption, by Articles and Countries:	
Agricultural and Vegetable Products (except Chemicals, Fibres and Wood):	Class Number
A - Mainly Food.....	1 to 390
B - Other than Food	1501 to 1846
Animals and Animal Products (except Chemicals and Fibres).....	2012 to 2348
Fibres, Textiles and Textile Products	3001 to 3576
Wood, Wood Products and Paper	4002 to 4311
Iron and Its Products	5001 to 5738
Non-Ferrous Metals and Their Products (except Gold).....	6001 to 6260
Non-Metallic Minerals and Their Products (except Chemicals).....	7001 to 7304
Chemicals and Allied Products	8001 to 8950
Miscellaneous Commodities	9000 to 9275

VALUE AND VOLUME at end of report

EXPLANATORY NOTES

1. **Source of Data.** Statistics of imports are based upon the declarations of importers (import entries) as subsequently checked by customs officials.
2. **Valuation.** The value of goods imported is the value as determined for customs duty purposes. In most cases this corresponds to the value shown on the invoice accompanying the goods, converted to Canadian dollars at authorized exchange rates (usually the commercial rate prevailing on the date at which the goods were actually despatched to Canada), and excluding such charges as freight, insurance, handling and taxes. In effect, therefore, import values are taken f.o.b. point of shipment in the country of export.
3. **Units of Quantity.** Weight, where shown, is the net weight of the goods, excluding the weight of such packing as is required for shipment, except in certain special cases otherwise defined in the Customs Tariff. The expression "ton" means 2,000 pounds, and "cwt." 100 pounds, avoirdupois. Where other units of quantity are used, Imperial standards apply.

In this report are items such as "engines, gas, n.o.p., and parts" which show a quantity in "number" as well as value. In these items the "number" refers only to the number of substantially complete articles imported, while the value includes also the value of any parts of the article imported. For such items the average value per unit cannot be ascertained.

4. **Coverage.** Statistics of imports include all goods which enter Canada and are cleared by customs officials for domestic sale or use. The series, therefore, includes goods which are cleared by customs immediately on entry into the country, and goods cleared out of customs warehouses; but excludes goods placed in customs warehouses on entering the country. The technical phrase "Imports entered for consumption" which is sometimes used to describe Canadian import statistics does not imply that all imports will actually be consumed in Canada, but only that they are free to be so consumed without further customs formalities.
5. **Exclusions.** Import statistics exclude gold, but include gold products where the value of the gold content is less than 80% of the value of the article. A small amount of gold scrap in the form of jewellers' sweepings is also included. Some goods for the use of United States forces stationed at treaty bases in Canada are excluded, as are ships of British construction and registry imported for use in Canada, ships purchased for use in foreign trade, bunker supplies and ships' stores purchased by Canadian vessels abroad, temporary imports for exhibition or competition, and Canadian-owned military equipment returned to Canada.
6. **Countries Credited.** Imports are usually credited to the country from which the goods were consigned to Canada. The country of consignment is the country from which goods have come to Canada without interruption of transit except in the course of transfer from one means of conveyance to another.

An exception to this rule is made in the case of imports of goods originating in Central or South America (including the Antilles and Bermuda) which are consigned to Canada from the United States. This class of imports is credited to the country in which the goods originated.
7. **Time Periods.** Import statistics for any month include all goods declared on import entries received at the Bureau of Statistics during the calendar month in question.
8. **Abbreviations.** Many descriptions of countries and articles used in this report are abbreviated or incomplete because of mechanical limitations. A key to abbreviations of countries appears in this report, and full descriptions of all articles appear in Volume III of the annual report "Trade of Canada". The letters "N.O.P." mean "not otherwise provided for".
9. **Revisions.** All statistics in this report are subject to revision. Revisions to previous reports are published on the coloured pages at the beginning of each monthly report.

KEY TO ABBREVIATIONS OF COUNTRIES

Note:— The classification of Countries with a statement of the territorial limits used for statistical purposes will be found in Volume I of the Annual Report of the Trade of Canada.

Aden	Aden	Ireland	Ireland
Afghan	Afghanistan	Israel	Israel
Alaska	Alaska	Ital Afr	Italian Africa
Albania	Albania	Italy	Italy
Virgin Is	American Virgin Islands	Jamaica	Jamaica
Arabia	Arabia	Japan	Japan
Argentina	Argentina	Jordan	Jordan
Australia	Australia	Korea	Korea
Austria	Austria	Latvia	Latvia
Azores	Azores and Madeira	Lebanon	Lebanon
Bahamas	Bahamas	Leew Wind	Leeward and Windward Islands
Barbados	Barbados	Liberia	Liberia
Bel Congo	Belgian Congo	Libya	Libya
Belgium	Belgium and Luxembourg	Lithuania	Lithuania
Bermuda	Bermuda	Madagascar	Madagascar
Bolivia	Bolivia	Malaya	Malaya and Singapore
Brazil	Brazil	Malta	Malta
B E Afr	British East Africa	Mauritius	Mauritius and Seychelles
B Guiana	British Guiana	Mexico	Mexico
B Hond	British Honduras	Morocco	Morocco
Bulgaria	Bulgaria	Nethrlnds	Netherlands
Burma	Burma	Neth Ant	Netherlands Antilles
Canary Is	Canary Islands	New Zeal	New Zealand
Ceylon	Ceylon	Nicaragua	Nicaragua
Chile	Chile	Nigeria	Nigeria
China	China, except Taiwan	Norway	Norway
Colombia	Colombia	B E I Other	Other British East Indies
C Rica	Costa Rica	B Oceania	Other British Oceania
Cuba	Cuba	B S A Other	Other British South Africa
Czecho S	Czechoslovakia	B W A Other	Other British West Africa
Denmark	Denmark	Pakistan	Pakistan
Dom Rep	Dominican Republic	Panama	Panama
Ecuador	Ecuador	Paraguay	Paraguay
Egypt	Egypt	Peru	Peru
El Salvd	El Salvador	Phil	Philippines
Estonia	Estonia	Poland	Poland
Ethiopia	Ethiopia	Portugal	Portugal
Falkland	Falkland Islands	Port E Af	Portuguese East Africa
Finland	Finland	Port W Af	Portuguese West Africa
Fiji	Fiji	Port Asia	Portuguese Asia
France	France	P Rico	Puerto Rico
Fr Africa	French Africa	Rhod Nyas	Rhodesia and Nyasaland
Fr Guiana	French Guiana	Roumania	Roumania
Fr Oceana	French Oceania	U S S R	U.S.S.R. (Russia)
Fr W Ind	French West Indies	S Leone	Sierra Leone
Gambia	Gambia	Spain	Spain
Germany E	Germany, Eastern	Span Afr	Spanish Africa
Germany W	Germany, Federal Republic of	St. Pierre	St. Pierre and Miquelon
Gibraltar	Gibraltar	Sudan	Sudan
Ghana	Ghana	Surinam	Surinam
Greece	Greece	Sweden	Sweden
Greenland	Greenland	Switzerlnd	Switzerland
Guatemala	Guatemala	Syria	Syria
Haiti	Haiti (Republic of)	Taiwan	Taiwan (Formosa)
Hawaii	Hawaii	Thailand	Thailand (Siam)
Honduras	Honduras	Trinidad	Trinidad and Tobago
Hong Kong	Hong Kong	Turkey	Turkey
Hungary	Hungary	Un So Afr	Union of South Africa
Iceland	Iceland	U Kingdom	United Kingdom
India	India	U States	United States
IndoChina	Indo-China	U S Ocea	United States Oceania
Indonesia	Indonesia	Uruguay	Uruguay
Iran	Iran	Venezuela	Venezuela
Iraq	Iraq	Yugo Slav	Yugoslavia

Countries	Month of July		Seven Months ended July	
	1957	1958	1957	1958
	\$	\$	\$	\$
Commonwealth Countries				
United Kingdom	45,527,357	48,246,619	305,579,603	314,806,975
Aden	53	8,509	37,054	47,760
British East Africa	429,563	211,557	3,550,126	3,217,411
Mauritius and Seychelles	-	-	2,164,538	1,148,400
Rhodesia and Nyasaland	75,440	48,309	603,436	771,773
Union of South Africa	589,700	269,147	3,919,092	2,481,554
Other British South Africa	59	3,850	1,591	5,632
Gambia	-	-	-	-
Ghana	1,191,531	30,638	4,238,152	1,818,009
Nigeria	1,192,314	77,799	2,253,477	1,266,804
Sierra Leone	-	270	5,339	868
Other British West Africa	-	-	190	915
Ceylon	642,629	809,902	8,373,852	6,922,625
India	1,700,954	1,804,520	17,473,957	15,245,828
Malaya and Singapore	1,686,271	1,345,690	15,808,638	10,232,554
Pakistan	22,308	12,564	323,927	305,052
Other British East Indies	13,088	4,396	55,215	33,193
Bermuda	14,108	19,765	113,511	159,409
British Guiana	2,390,509	1,499,662	10,407,095	8,145,462
British Honduras	38,716	6,335	192,916	84,100
Bahamas	15,845	13,980	62,798	146,460
West Indies Federation	6,424,744	5,888,893	38,052,203	32,987,672
Barbados	(655,967)	(233,940)	(3,464,461)	(2,396,784)
Jamaica	(5,345,933)	(4,501,063)	(25,777,641)	(23,270,513)
Leeward and Windward Islands	(6,750)	(46,466)	(1,894,917)	(1,379,974)
Trinidad and Tobago	(416,094)	(1,107,424)	(6,915,184)	(5,940,401)
Falkland Islands	-	-	75	1,548
Gibraltar	-	164	6,251	864
Hong Kong	526,061	667,712	3,987,460	4,950,926
Malta	7,246	12,950	42,422	48,407
Australia	2,593,552	1,583,626	10,604,172	14,162,486
Fiji	598,062	-	2,311,886	2,468,275
New Zealand	1,385,145	1,251,170	7,632,264	7,862,339
Other British Oceania	-	-	-	160,060
Total Commonwealth Countries	67,065,255	63,818,027	437,801,240	429,485,361
Foreign Countries				
Afghanistan	-	-	-	-
Albania	-	-	-	-
Arabia	3,634,797	7,453,093	8,876,757	36,690,630
Argentina	471,762	317,657	2,474,346	2,513,752
Austria	300,001	424,254	2,355,210	2,682,568
Belgium and Luxembourg	4,521,435	2,747,286	28,342,968	16,235,996
Belgian Congo	679,817	50,423	2,155,273	320,269
Bolivia	51,817	97	83,858	69,683
Brazil	3,549,350	2,199,067	19,551,206	15,138,155
Bulgaria	-	-	1	1,978
Burma	134	168	518	2,366
Chile	10,225	1,185	1,420,800	662,841
China (except Taiwan)	252,452	260,417	3,861,781	3,067,926
Taiwan	10,191	7,246	65,618	53,735
Colombia	1,265,677	911,306	10,526,051	9,301,759
Costa Rica	937,945	753,535	4,889,563	3,832,367
Cuba	2,100,132	1,660,344	8,561,030	7,243,608
Czechoslovakia	521,334	492,004	3,110,895	2,661,282
Denmark	583,300	844,203	3,746,097	4,361,249
Greenland	358	-	5,512	1,271
Dominican Republic	225,279	247,145	642,027	2,152,286
Ecuador	565,339	442,989	2,206,795	2,175,905
Egypt	12,518	4,928	122,907	167,240
El Salvador	449,735	51,713	1,034,132	710,800
Estonia	4	-	2,026	36
Ethiopia	-	-	27,989	17,624
Finland	24,454	55,793	227,218	305,053
France	3,579,342	3,776,540	20,560,777	18,496,444
French Africa	800,901	226,115	1,658,429	927,801
Indo-China	3,525	70	4,871	2,406
French Guiana	-	-	-	-
French Oceania	-	-	-	120
French West Indies	-	-	-	-
Madagascar	-	372	10,658	23,007
St. Pierre and Miquelon	4,438	5,420	35,120	14,611

Countries	Month of July		Seven Months ended July	
	1957	1958	1957	1958
	\$	\$	\$	\$
Foreign Countries - Concluded				
Germany, Federal Republic of	7,961,620	10,991,296	53,371,989	57,206,459
Germany, Eastern	66,238	119,153	328,231	470,518
Greece	79,543	30,516	274,464	187,099
Guatemala	127,932	139,487	2,507,724	1,835,332
Haiti	126,550	53,163	751,484	828,216
Honduras	516,594	362,242	3,750,744	3,190,489
Hungary	29,720	156,095	270,166	442,293
Iceland	1,196	4,793	7,356	12,506
Iran	154,488	3,180	365,055	429,920
Iraq	50	800	99,202	971,409
Ireland	159,794	127,250	477,401	699,444
Israel	142,708	108,292	941,182	1,074,547
Italy	2,774,286	2,948,180	15,736,895	15,620,499
Italian Africa	-	-	-	585
Japan	5,187,832	6,082,391	34,746,025	35,873,638
Jordan	-	548	1,842	627
Korea	-	2,050	29,923	23,976
Latvia	825	11	995	126
Lebanon	221	6,123	13,888	27,046
Liberia	7,385	42,125	7,385	42,191
Libya	-	250	-	629
Lithuania	-	-	-	10
Mexico	1,478,768	1,171,275	10,916,529	18,523,543
Morocco	26,969	18,135	137,798	102,734
Netherlands	2,148,545	2,235,930	13,767,297	14,952,564
Indonesia	20,182	8,305	610,696	153,698
Surinam	599,209	223,113	2,251,278	1,461,805
Netherlands Antilles	3,935,477	3,366,070	17,403,153	18,098,763
Nicaragua	59,711	7,266	265,400	2,545,428
Norway	272,343	268,263	1,845,098	1,472,434
Panama	776,889	828,341	4,003,288	4,889,341
Paraguay	14,726	-	97,213	170,395
Peru	69,734	171,921	1,653,428	758,513
Philippines	349,410	27,535	3,011,720	1,656,408
Poland	59,381	99,988	511,420	507,308
Portugal	263,353	294,585	1,276,020	1,594,691
Azores and Madeira	23,458	10,647	82,209	85,592
Portuguese East Africa	200	-	17,530	10,761
Portuguese West Africa	163	1,650	163	3,626
Portuguese Asia	-	15	-	948
Roumania	64	2	246	3,251
Spain	408,382	915,442	3,288,733	3,908,977
Canary Islands	-	988	9,879	3,342
Spanish Africa	-	-	2,000	-
Sudan	3,358	8,370	16,062	36,581
Sweden	1,393,135	1,425,607	10,160,133	7,781,925
Switzerland	1,815,339	1,923,466	12,963,448	14,703,444
Syria	816	-	131,602	110,446
Thailand	67,984	121,682	457,261	385,212
Turkey	88,027	31,164	328,989	187,576
U.S.S.R. (Russia)	550,029	81,392	699,315	502,744
United States	330,694,788	286,788,950	2,466,713,821	2,103,520,467
Alaska	534,102	237,937	2,224,767	1,943,189
American Virgin Islands	-	-	5,175	155
Hawaii	409,921	740,369	2,149,762	2,913,018
Puerto Rico	113,858	118,677	541,895	616,912
United States Oceania	-	-	-	-
Uruguay	26,152	206,507	457,815	345,783
Venezuela	24,296,494	22,447,577	147,796,427	119,116,128
Yugoslavia	7,480	14,243	200,366	415,162
Total Foreign Countries	412,401,751	367,927,787	2,946,240,320	2,572,255,211
GRAND TOTAL	479,467,006	431,745,814	3,384,041,560	3,001,740,572

IMPORTS INTO CANADA FOR CONSUMPTION FROM ALL COUNTRIES, FROM THE UNITED KINGDOM
AND FROM THE UNITED STATES, BY MAIN GROUPS (EXCLUDING GOLD)

Main Groups	Month of July		Seven Months ended July	
	1957	1958	1957	1958
	\$	\$	\$	\$
ALL COUNTRIES				
Agricultural and Vegetable Products (except Chemicals, Fibres and Wood)	53,176,553	52,183,443	363,284,834	357,365,781
Animals and Animal Products (except Chemicals and Fibres)	10,084,126	9,971,206	72,982,597	72,815,844
Fibres, Textiles and Textile Products	30,837,486	31,919,786	246,958,299	229,145,256
Wood, Wood Products and Paper	17,718,103	19,183,297	130,630,185	134,114,414
Iron and Its Products	184,975,840	148,414,499	1,384,462,386	1,110,962,784
Non-Ferrous Metals and Their Products	41,116,139	35,716,793	279,835,718	252,767,374
Non-Metallic Minerals and Their Products (except Chemicals)	73,789,119	65,263,490	431,334,082	370,188,704
Chemicals and Allied Products	21,955,353	22,910,577	172,797,171	168,076,950
Miscellaneous Commodities	45,814,287	46,182,723	301,756,288	306,303,465
Total	479,467,006	431,745,814	3,384,041,560	3,001,740,572
UNITED KINGDOM				
Agricultural and Vegetable Products (except Chemicals, Fibres and Wood)	2,395,755	3,128,023	14,337,239	18,880,264
Animals and Animal Products (except Chemicals and Fibres)	1,016,198	1,369,522	8,428,975	9,441,704
Fibres, Textiles and Textile Products	8,925,743	8,418,378	63,742,246	51,368,581
Wood, Wood Products and Paper	508,578	737,859	3,386,232	4,125,562
Iron and Its Products	18,506,649	20,300,060	117,676,571	127,106,280
Non-Ferrous Metals and Their Products	5,907,910	5,274,820	36,658,534	39,605,608
Non-Metallic Minerals and Their Products (except Chemicals)	2,594,823	2,653,855	16,456,593	16,536,445
Chemicals and Allied Products	1,749,802	2,026,291	12,791,385	12,260,841
Miscellaneous Commodities	3,921,899	4,337,811	32,101,828	35,481,690
Total	45,527,357	48,246,619	305,579,603	314,806,975
UNITED STATES				
Agricultural and Vegetable Products (except Chemicals, Fibres and Wood)	26,072,476	30,403,910	187,380,753	186,749,424
Animals and Animal Products (except Chemicals and Fibres)	6,299,063	4,874,634	46,566,366	41,328,609
Fibres, Textiles and Textile Products	13,901,314	15,450,365	128,431,544	121,567,142
Wood, Wood Products and Paper	15,579,009	16,451,263	117,872,716	119,043,127
Iron and Its Products	153,947,318	115,640,491	1,182,375,709	920,177,707
Non-Ferrous Metals and Their Products	23,812,438	22,321,713	192,753,972	167,866,314
Non-Metallic Minerals and Their Products (except Chemicals)	35,719,416	25,924,282	220,624,770	160,506,101
Chemicals and Allied Products	18,821,125	19,402,822	151,149,781	146,268,271
Miscellaneous Commodities	36,542,629	36,319,470	239,558,210	240,013,772
Total	330,694,788	286,788,950	2,466,713,821	2,103,520,467

IMPORTS INTO CANADA FOR CONSUMPTION

Articles and Countries from which Imported	MONTH OF JULY 1958		SEVEN MONTHS ENDED JULY 1958		Class Number
	Quantities	Values (\$)	Quantities	Values (\$)	
<u>GROUP 1</u>					
<u>AGRICULTURAL PRODUCTS</u>					
<u>A MAINLY FOOD</u>					
APPLES FRESH	236 NEW ZEAL 381 ALASKA 400 U STATES	LB 1754 238 4095111 357443	1543536 6754 37745952	109811 687 2174884	1
APRICOTS QUINCES FRESH	312 CHILE 400 U STATES	LB 473440 48166 473440 48166	51229 644474 695703	9474 73531 83005	2
BANANAS	222 B HOND 231 HONG KONG 314 COLOMBIA 315 C RICA 316 CUBA 320 DOM REP 321 ECUADOR 337 GUATEMALA 339 HONDURAS 352 MEXICO 361 PANAMA 381 ALASKA 400 U STATES	CWT 106 1520 31 300 90208 744782 9853 65791 57025 389824 3570 27521 54530 381988 281 2021 110667 804692 9 129 44 477	1120 31 1980 399798 22 14857 313839 125633 474478 281 690219 32 105	13515 300 11533 3224093 268 97682 1893737 824531 3091079 2021 4816408 473 1053	3
CHERRIES FRESH	304 ARGENTINA 312 CHILE 381 ALASKA 400 U STATES	LB 496 150 345011 77925 345507 78075	720 1885 496 1355634	279 828 150 404312	4
CRANBERRIES FRESH	400 U STATES	LB 600 88 600 88	92172 92172	16369 16369	5
GRAPEFRUIT FRESH	100 U KINGDOM 231 HONG KONG 400 U STATES	LB 5042625 302209 5042625 302209	75428 5084 73275413	4324 424 3606558	6
GRAPES FRESH	207 UN SO AFR 304 ARGENTINA 312 CHILE 381 ALASKA 400 U STATES	LB 1609 499 6916091 807213 6917700 807712	193368 4590 964853 4041 23031118	23163 1499 192363 896 2455490	7
GUAVAS MANGOES PLANTAINS FRESH	316 CUBA 352 MEXICO 400 U STATES	116 60 3806 3982		116 1004 4268 5388	8
LEMONS FRESH	400 U STATES	LB 3474937 236043 3474937 236043	18772177 18772177	1287420 1287420	9
LIMES FRESH	316 CUBA 352 MEXICO 400 U STATES	1800 640 128049 24975 128049 24975	188329 190769	664 160 37353 38177	10
MUSKMELONS CANTALOUPE FRESH	227 BAHAMAS 304 ARGENTINA 312 CHILE 316 CUBA 352 MEXICO 381 ALASKA 400 U STATES	LB 1159 159 8246327 320456 8247486 320615	27590 7050 491517 3600 3156369 1159 13971195	863 624 37718 176 222101 159 623985	11
MELONS FRESH N O P	316 CUBA 352 MEXICO 400 U STATES	NO 2300 1092 1817393 489809 1819693 490901	720 768975 2699646 3469341	1249 377472 847737 1226458	12
ORANGES MANDARINES FRESH	100 U KINGDOM 231 HONG KONG 344 ITALY 352 MEXICO 360 ISRAEL 372 SPAIN 381 ALASKA 393 TAIWAN 400 U STATES	CU FT 50 136 92 212 657616 2165458 657758 2165806	3001 42 1800 961946 117008 36374 192 5762 4459855	8525 140 2989 1934626 277102 62174 684 25603 14356723	13
PEACHES FRESH	312 CHILE	LB 31060	6758		14

IMPORTS INTO CANADA FOR CONSUMPTION

Articles and Countries from which Imported	MONTH OF JULY 1958		SEVEN MONTHS ENDED JULY 1958		Class Number
	Quantities	Values (\$)	Quantities	Values (\$)	
381 ALASKA	521	87	521	87	
400 U STATES	12984296	734342	15300784	934999	
PEARS FRESH	12984817	734429	15332365	941844	15
	LB				
304 ARGENTINA	56904	7465	257390	34512	
312 CHILE			1500	194	
400 U STATES	1098302	116159	7573111	605049	
PINEAPPLES FRESH	1155206	123624	7832001	639755	16
	LB				
316 CUBA	302085	16903	8422561	459446	
352 MEXICO			93008	4723	
383 HAWAII	99423	7165	711998	44015	
384 P RICO	4560	338	152313	10230	
400 U STATES			123197	8050	
PLUMS OR PRUNES FRESH	406068	24406	9503077	526464	17
	LB				
304 ARGENTINA			9280	1601	
312 CHILE			74365	17370	
381 ALASKA	810	188	810	188	
400 U STATES	4183827	444797	8294431	902216	
BERRIES FRESH N O P	4184637	444985	8378886	921375	18
	LB				
234 AUSTRALIA	32390	11983	32390	11983	
400 U STATES	729894	113727	941673	154973	
STRAWBERRIES FRESH	762284	125710	974063	166956	19
	LB				
400 U STATES	5471050	870180	17249009	2880799	
FRESH FRUITS N O P	5471050	870180	17249009	2880799	20
383 HAWAII		59		1794	
400 U STATES		12340		116468	
APPLES DRIED		12399		118262	21
	LB				
400 U STATES	680	270	110585	28418	
APRICOTS NECTARINES DRIED	680	270	110585	28418	22
	LB				
234 AUSTRALIA			10000	3809	
372 SPAIN			12125	3493	
400 U STATES	38837	20166	403943	184872	
BANANAS DRIED	38837	20166	426068	192174	23
	LB				
400 U STATES	1700	1670	5400	5439	
CURRENTS DRIED	1700	1670	5400	5439	24
	LB				
234 AUSTRALIA	485800	81803	1522480	254641	
400 U STATES	280	62	11855	2175	
DATES	486080	81865	1534335	256816	25
	LB				
100 U KINGDOM			112605	9292	
231 HONG KONG			2876	634	
313 CHINA			1200	148	
342 IRAN			3990054	270747	
343 IRAQ			5727270	348089	
400 U STATES	8920	1472	621304	100738	
FIGS DRIED AND FIG PASTE	8920	1472	10455309	729648	26
	LB				
336 GREECE			1000	104	
400 U STATES	44135	10771	866877	151033	
PEACHES DRIED	44135	10771	867877	151137	27
	LB				
234 AUSTRALIA	9975	1354	17500	2383	
400 U STATES	11408	3468	101037	28207	
PRUNES OR PLUMS DRIED UNPITTED	21383	4822	118537	30590	28
	LB				
231 HONG KONG			553	70	
400 U STATES	687500	119558	8175720	1363216	
PEARS DRIED	687500	119558	8176273	1363286	29
	LB				
400 U STATES	3442	1115	28376	9018	
RAISINS	3442	1115	28376	9018	30
	LB				
207 UN SO AFR			13150	2389	
234 AUSTRALIA	3314640	588881	9353697	1638835	
400 U STATES	874249	189420	7494311	1471136	
FRUITS DRIED N O P	4188889	778301	16861158	3112360	31
	LB				
231 HONG KONG	1217	600	12729	5961	
400 U STATES	52717	15335	304645	96700	
RASPBERRIES FROZEN 1 LB OR LESS	53934	15935	317374	102661	32
	LB				
400 U STATES			129056	39422	
RASPBERRIES FROZEN OVER 1 LB			129056	39422	33
	LB				
400 U STATES	56400	8702	177163	38049	
STRAWBERRIES FROZEN 1 LB OR LESS	56400	8702	177163	38049	34
	LB				
400 U STATES	384188	86195	2466660	535402	
STRAWBERRIES FROZEN OVER 1 LB	384188	86195	2466660	535402	35
	LB				
352 MEXICO	251100	36152	1035100	150413	
354 NETHRLNDS	20504	2858	232099	43998	
400 U STATES	474095	86294	2242643	388262	
FRUITS N O P FROZEN 1 LB OR LESS	745699	125304	3509842	582673	36
	LB				
383 HAWAII			2400	760	
400 U STATES	1950	375	80223	20120	
	1950	375	82623	20880	

IMPORTS INTO CANADA FOR CONSUMPTION

Articles and Countries from which Imported	MONTH OF JULY 1958		SEVEN MONTHS ENDED JULY 1958		Class Number
	Quantities	Values (\$)	Quantities	Values (\$)	
FRUITS N O P FROZEN OVER 1 LB 400 U STATES	LB 418864	61967	1092791	159740	48
APRICOTS CANNED	LB 418864	61967	1092791	159740	49
100 U KINGDOM			9370	1718	
207 UN SO AFR	4725	859	345630	54905	
234 AUSTRALIA	67728	9276	240606	32664	
372 SPAIN			5500	610	
400 U STATES	127140	19002	1995999	267980	
PEACHES CANNED	199593	29137	2597105	357877	50
234 AUSTRALIA	LB 78854	11310	210769	30101	
400 U STATES	945909	106514	11676233	1280696	
CHERRIES SULPHURED OR IN BRINE	1024763	117824	11887002	1310797	51
344 ITALY	LB 151482	24870	2063023	357348	
354 NETHRLNDS			17454	1680	
372 SPAIN			30008	3416	
400 U STATES	17830	3645	27531	5737	
OLIVES SULPHURED OR IN BRINE	169312	28515	2138016	368181	52
304 ARGENTINA	LB		3731	517	
312 CHILE			12166	2250	
328 FR AFRICA			244167	30925	
336 GREECE	20923	3368	173040	30109	
344 ITALY	17460	1800	348745	30816	
353 MOROCCO			42767	7759	
366 PORTUGAL	7130	2014	8012	2154	
372 SPAIN	576448	127633	4591869	999996	
400 U STATES	109350	21791	1043008	228128	
LEMON ORANGE GRAPE FRUIT RINOS	731311	156606	6467505	1332654	53
100 U KINGDOM				549	
231 HONG KONG		226		2105	
338 HAITI				1813	
344 ITALY				41795	
372 SPAIN				236	
384 P RICO		4707		20744	
400 U STATES		3357		30496	
MARMALADES CANNED		8290		97738	54
100 U KINGDOM	LB 244024	42898	1258161	234447	
207 UN SO AFR			2112	228	
224 JAMAICA	7200	585	95760	7780	
375 SWEDEN			1087	540	
400 U STATES	3788	489	28098	5838	
PEARS IN CANS	255012	43972	1385218	248833	55
234 AUSTRALIA	LB 8200	1144	66945	9200	
400 U STATES	190068	28335	2060288	298618	
PINEAPPLE IN CANS	198268	29479	2127233	307818	56
207 UN SO AFR	LB 71599	12517	325466	48454	
218 MALAYA	295200	29484	3171727	320214	
231 HONG KONG			600	64	
234 AUSTRALIA	350350	39673	1079453	151548	
316 CUBA	20911	3348	43411	5375	
352 MEXICO	1593804	164856	2450515	246141	
364 PHIL			551250	39975	
383 HAWAII	2903725	400265	12061150	1650978	
393 TAIWAN	36540	3694	72540	6173	
400 U STATES	5401	2378	29108	9642	
FRUITS IN CANS N O P	5277530	656215	19785220	2478564	57
100 U KINGDOM	LB 1500	203	8584	2097	
203 B E AFR			27000	4469	
231 HONG KONG	870	208	1924	504	
318 DENMARK			2024	750	
320 DOM REP			22080	3689	
335 GERMANY W			500	156	
344 ITALY			26826	3358	
347 JAPAN	251462	29880	2910987	316587	
354 NETHRLNDS	14967	3511	96811	15838	
375 SWEDEN	3749	819	8172	1559	
381 ALASKA	475	97	625	151	
383 HAWAII	1759	424	1759	424	
400 U STATES	365266	46832	2589291	343124	
CHERRIES FROZEN 1LB OR LESS	640048	81974	5696583	692706	58
CHERRIES FROZEN OVER 1LB	LB				59
400 U STATES	60450	7306	2352587	308041	
FRUITS NUTS PICKLED PRESERVED	60450	7306	2352587	308041	60
100 U KINGDOM	GAL 548	2492	3563	15475	
215 INDIA	443	1058	2444	4792	
223 BARBADOS	960	541	4640	2325	
228 LEEW WIND	306	153	306	153	
231 HONG KONG	564	1384	3879	10629	
316 CUBA	32722	28402	67215	53833	
318 DENMARK			441	1285	
327 FRANCE			885	2241	
336 GREECE			822	1532	
344 ITALY	82	479	105	667	
347 JAPAN	23	125	214	480	
353 MOROCCO	1020	1323	5310	6945	

IMPORTS INTO CANADA FOR CONSUMPTION

Articles and Countries from which Imported	MONTH OF JULY 1958		SEVEN MONTHS ENDED JULY 1958		Class Number
	Quantities	Values (\$)	Quantities	Values (\$)	
354 NETHRLNDS			2647	3075	
400 U STATES	4853	7124	28513	51157	
FRUIT PULP N O P	41521	43081	120984	154589	61
	LB				
100 U KINGDOM	32691	3686	54910	5099	
218 MALAYA			4650	312	
231 HONG KONG	7040	1236	16104	2892	
234 AUSTRALIA	226035	64119	233875	65154	
316 CUBA	112250	11494	239537	22844	
320 DOM REP			20010	3123	
335 GERMANY W			101821	11796	
344 ITALY			11770	893	
352 MEXICO	221796	18997	519426	45843	
354 NETHRLNDS	184356	22944	418186	50964	
365 POLAND			11833	1441	
372 SPAIN			93599	9992	
383 HAWAII	130473	14302	439689	48330	
400 U STATES	67461	9529	638019	83074	
JELLIES JAMS	982102	146307	2803429	351757	62
	LB				
100 U KINGDOM	290660	58530	1312326	280724	
207 UN SO AFR			9120	1050	
224 JAMAICA	46464	5085	54288	6341	
231 HONG KONG	201	254	201	254	
306 BELGIUM	996	269	2203	598	
326 FINLAND			1151	541	
327 FRANCE			59	76	
335 GERMANY W	720	234	21371	4849	
344 ITALY	4952	1597	12360	4004	
354 NETHRLNDS	1958	376	26098	4957	
359 NORWAY			1376	470	
375 SWEDEN			2520	663	
376 SWITZRLND	1940	621	6571	2342	
383 HAWAII			288	152	
389 IRELAND			6000	1190	
400 U STATES	11667	3553	215446	56663	
GRAPEFRUIT ORANGE LEMON PULP	359558	70519	1671378	364874	63
	LB				
224 JAMAICA			54809	3563	
328 FR AFRICA			22112	2441	
344 ITALY			12676	550	
352 MEXICO			5906	530	
360 ISRAEL			8886	563	
372 SPAIN	6052	431	72368	3364	
400 U STATES	134300	13063	335976	31340	
MIXED FRUITS IN CANS	140352	13494	512733	42351	64
	LB				
100 U KINGDOM	370	68	2380	371	
231 HONG KONG			600	163	
400 U STATES	2670112	375890	21787187	2997644	
ORANGE JUICE CONCENTRATED FROZ	2670482	375958	21790167	2998178	65
	GAL				
400 U STATES	147709	705130	1204484	5124278	
FRUIT JUICE NOP CONCENTRD FROZ	147709	705130	1204484	5124278	66
	GAL				
383 HAWAII			6996	19283	
400 U STATES	34825	124454	150073	465766	
LEMON JUICE CONCENTRATED FROZ	34825	124454	157069	485049	67
	GAL				
400 U STATES	62124	115243	195325	372360	
LEMON JUICE EXCEPT CONCENTRATD	62124	115243	195325	372360	68
	GAL				
100 U KINGDOM	42	299	1904	8208	
335 GERMANY W			47	364	
400 U STATES	20889	37189	74040	147724	
ORANGE JUICE EXCEPT CONCENTRTRD	20931	37488	75991	156296	69
	GAL				
100 U KINGDOM			135	198	
400 U STATES	616141	644470	5065621	4531727	
PECTIN	616141	644470	5065756	4531925	70
	LB				
100 U KINGDOM			98026	3279	
318 DENMARK	5000	5000	18300	18181	
400 U STATES	15095	19360	110287	154012	
LEMON JUICE CONCENTRATED FRESH	20095	24360	226613	175472	71
	GAL				
344 ITALY	75	427	1155	5761	
400 U STATES	4872	17524	52343	168948	
ORANGE JUICE CONCENTRATD FRESH	4947	17951	53498	174709	72
	GAL				
100 U KINGDOM	261	1267	261	1267	
352 MEXICO			6879	21186	
400 U STATES	29230	94865	165348	552434	
GRAPE JUICE OVER 1 GALLON	29491	96132	172488	574887	73
	GAL				
327 FRANCE			4235	8141	
400 U STATES	496	536	9650	29013	
LIME JUICE NOT REFINED	496	536	13885	37154	74
	GAL				
224 JAMAICA	215	155	1274	1186	
228 LEEW WIND			11510	8964	
BLENDED FRUIT JUICES	215	155	12784	10150	76
	GAL				
400 U STATES	313924	272336	2277534	1836109	
	313924	272336	2277534	1836109	

IMPORTS INTO CANADA FOR CONSUMPTION

Articles and Countries from which Imported	MONTH OF JULY 1958		SEVEN MONTHS ENDED JULY 1958		Class Number
	Quantities	Values (\$)	Quantities	Values (\$)	
FRUIT JUICE NOP EXCEPT CONCENT	GAL				77
100 U KINGDOM	4846	7413	16353	26170	
224 JAMAICA			212	208	
228 LEEW WIND			212	192	
327 FRANCE			784	1460	
335 GERMANY W	710	564	2273	2723	
354 NETHRLNDS	52	117	208	661	
359 NORWAY			72	221	
383 HAWAII	600	751	1385	1997	
384 P RICO			338	657	
400 U STATES	33909	37912	169918	193672	
	40117	46757	191755	227961	
GRAPEFRUIT JUICE EXCEPT CONCENT	GAL				78
225 TRINIDAD			15000	13000	
400 U STATES	315388	252991	2078893	1524963	
	315388	252991	2093893	1537963	
PINEAPPLE JUICE EXCEPT CONCENT	GAL				79
207 UN SO AFR	300	232	4225	3138	
218 MALAYA	428	300	1628	1075	
234 AUSTRALIA	8700	4845	12255	7375	
352 MEXICO	17178	10197	23058	13629	
383 HAWAII	426527	268660	1171211	738104	
	453133	284234	1212377	763321	
FRUIT SYRUPS CONC JUICES N O P	GAL				80
100 U KINGDOM	2185	3983	7163	14892	
234 AUSTRALIA			374	5272	
306 BELGIUM	40	131	78	234	
326 FINLAND			292	966	
327 FRANCE			840	2849	
335 GERMANY W	2286	6498	3399	10104	
344 ITALY	135	352	2893	9650	
354 NETHRLNDS	442	910	2184	7804	
376 SWITZRLND			17	94	
383 HAWAII	8295	24086	23621	74311	
400 U STATES	28941	82219	147788	494935	
	42324	118179	188649	621111	
COCOANUTS	NO				81
222 B HOND			4500	469	
228 LEEW WIND			5500	550	
316 CUBA			11400	955	
320 DOM REP			4970	415	
339 HONDURAS	2000	215	33625	2660	
384 P RICO	19775	1293	438260	28414	
400 U STATES	3100	301	35504	2901	
	24875	1809	533759	36364	
COCOANUT DESICCATED	LB				83
217 CEYLON	666350	71190	2109525	217956	
364 PHIL			353250	44545	
383 HAWAII	300	270	300	270	
400 U STATES	371368	96660	2134418	520924	
	1038018	168120	4597493	783695	
COPRA NOT PREPARED	LB				84
237 B OCEANIA			2240000	160060	
364 PHIL			9133345	753000	
			11373345	913060	
ALMONDS NOT SHELLD	LB				91
372 SPAIN	433290	80882	816322	148407	
	433290	80882	816322	148407	
BRAZIL NUTS NOT SHELLD	LB				92
309 BRAZIL	110341	16358	345342	47998	
	110341	16358	345342	47998	
FILBERTS HAZEL NOT SHELLD	LB				93
344 ITALY	82888	17337	234212	45127	
400 U STATES	5000	1248	5000	1248	
	87888	18585	239212	46375	
PEANUTS GREEN SHELLD OR NOT	LB				94
100 U KINGDOM			336101	40892	
207 UN SO AFR	49500	5744	1674090	193614	
309 BRAZIL	332527	36584	1766536	188229	
313 CHINA			7071933	784807	
333 MADAGASCRA			55556	6312	
335 GERMANY W	220491	19964	414698	40907	
352 MEXICO	1282245	156231	11835862	1274049	
354 NETHRLNDS	1057916	112762	5444733	610162	
400 U STATES	98857	11461	9894980	1046287	
	3041536	342746	38494489	4185259	
PECANS NOT SHELLD	LB				95
WALNUTS NOT SHELLD	LB				96
313 CHINA			62396	9673	
344 ITALY			1250	288	
400 U STATES			150885	34196	
			214531	44157	
OTHER NUTS NOT SHELLD	LB				97
215 INDIA			7500	3090	
231 HONG KONG			6111	945	
400 U STATES	6001	4480	131857	66416	
	6001	4480	145468	70451	
ALMONDS SHELLD	LB				101
100 U KINGDOM	14428	9238	46768	28379	
231 HONG KONG			612	552	
344 ITALY			23520	10481	
366 PORTUGAL	22487	13712	70174	41435	
372 SPAIN	298591	154405	1373380	675880	
400 U STATES	731	614	88625	59153	
	336237	177969	1603079	815880	

IMPORTS INTO CANADA FOR CONSUMPTION

Articles and Countries from which Imported	MONTH OF JULY 1958		SEVEN MONTHS ENDED JULY 1958		Class Number
	Quantities	Values (\$)	Quantities	Values (\$)	
PEANUTS N O P					
100 U KINGDOM	LB		144	67	102
218 MALAYA			2880	974	
231 HONG KONG	1300	402	65904	13349	
313 CHINA			65840	10591	
354 NETHRLNDS	2100	474	2100	474	
400 U STATES	6722	2805	84913	19818	
	10122	3681	221781	45273	
WALNUTS SHELLED					
100 U KINGDOM	LB		36400	16711	103
215 INDIA			74040	27383	
231 HONG KONG	10918	7793	314243	120397	
313 CHINA	16500	7201	3752850	1342189	
335 GERMANY W			48203	12473	
342 IRAN			342512	123964	
344 ITALY			56055	28998	
400 U STATES	153655	103234	278701	176927	
	181073	118228	4903004	1849042	
OTHER NUTS SHELLED					
100 U KINGDOM	LB		420	190	104
231 HONG KONG			5284	1040	
313 CHINA			10000	3059	
344 ITALY			3307	451	
347 JAPAN	94	57	177	150	
400 U STATES	13358	9167	106817	73300	
	13452	9224	126005	78190	
BRAZIL NUTS SHELLED					
100 U KINGDOM	LB		1400	982	105
308 BOLIVIA	1400	982	55020	23111	
309 BRAZIL	103950	40877	302384	121477	
363 PERU	10692	4878	23496	10502	
	116042	46737	382300	156072	
CASHEW NUTS SHELLED					
203 B E AFR	LB		16500	4006	106
215 INDIA	216750	89436	1361500	566635	
400 U STATES	3799	2491	111308	59524	
	220549	91927	1489308	630165	
PECANS SHELLED					
400 U STATES	LB		476631	455399	107
	57969	56866	476631	455399	
FILBERTS SHELLED					
100 U KINGDOM	LB		76734	31122	108
335 GERMANY W	21770	8287	87696	31975	
344 ITALY			226860	105576	
354 NETHRLNDS			55125	15615	
376 SWITZRLND			56603	22333	
379 TURKEY	18287	8638	79151	31265	
400 U STATES			110437	51431	
	40057	16925	692606	289317	
ASPARAGUS FRESH					
400 U STATES	LB		4229822	583357	111
	8165	989	4229822	583357	
BEANS GREEN FRESH					
231 HONG KONG	LB		200	52	112
352 MEXICO			46296	8255	
400 U STATES	548622	48700	5709979	508941	
	548622	48700	5756475	517248	
BEETS FRESH EXCEPT SUGAR BEETS					
400 U STATES	LB		3229921	114311	114
	32048	1241	3229921	114311	
CABBAGE FRESH					
352 MEXICO	LB		94100	2012	115
354 NETHRLNDS			26400	1028	
381 ALASKA	1300	147	2440	220	
400 U STATES	860984	20845	64630940	1980940	
	862284	20992	64753880	1984200	
CARROTS FRESH					
400 U STATES	LB		80273467	2664539	116
	7282787	224149	80273467	2664539	
CAULIFLOWER FRESH					
400 U STATES	LB		12838523	839168	117
	261973	22593	12838523	839168	
CELERY FRESH					
400 U STATES	LB		69094636	3951702	118
	5389257	234020	69094636	3951702	
CUCUMBERS FRESH					
316 CUBA	LB		178221	27715	119
352 MEXICO			55994	6583	
400 U STATES	2264746	108950	11793479	771059	
	2264746	108950	12027694	805357	
LETTUCE FRESH					
400 U STATES	LB		98023284	3824913	120
	4096408	160796	98023284	3824913	
MUSHROOMS TRUFFLES FRESH					
100 U KINGDOM	LB		110	60	121
231 HONG KONG			1007	2865	
312 CHILE			238	286	
327 FRANCE	1406	525	22308	7745	
335 GERMANY W			641	1069	
347 JAPAN	2700	5314	32204	59073	
400 U STATES	62717	12552	616646	175345	
	66823	18391	673154	246443	
ONIONS FRESH					
100 U KINGDOM	LB		628296	24416	122
234 AUSTRALIA			1827429	43381	
312 CHILE			4725119	178460	

IMPORTS INTO CANADA FOR CONSUMPTION

Articles and Countries from which Imported	MONTH OF JULY 1958		SEVEN MONTHS ENDED JULY 1958		Class Number
	Quantities	Values (\$)	Quantities	Values (\$)	
322 EGYPT	21573	448	4973788	116568	
344 ITALY	294360	12668	359360	16326	
352 MEXICO			292940	10530	
354 NETHRLNDS			17433	714	
372 SPAIN			217815	4894	
400 U STATES	8178426	208745	45588376	1573919	
	8494359	221861	58630556	1969208	
PEAS GREEN FRESH	LB				123
352 MEXICO			516310	38080	
400 U STATES	86371	7163	723384	63859	
	86371	7163	1239694	101939	
POTATOES SWEET AND YAMS FRESH	CWT				124
231 HONG KONG			141	1130	
400 U STATES	915	8310	38861	337050	
	915	8310	39002	338180	
POTATOES FRESH EXCEPT SEED	CWT				125
381 ALASKA	12	61	201	1279	
400 U STATES	296464	678448	1237819	3114344	
	296476	678509	1238020	3115623	
SPINACH FRESH	LB				126
352 MEXICO			55344	2272	
400 U STATES	171840	10675	6075410	400933	
	171840	10675	6130754	403205	
TOMATOES FRESH	LB				127
224 JAMAICA			28310	3853	
227 BAHAMAS			163569	24839	
316 CUBA			30098	7298	
352 MEXICO			52212747	5083293	
381 ALASKA	2435	602	3849	938	
400 U STATES	14459384	1082260	45210155	3387155	
	14461819	1082862	97648728	8507376	
VEGETABLES FRESH N O P	LB				128
231 HONG KONG	10982	1149	153690	11443	
306 BELGIUM			609	247	
312 CHILE			15825	3099	
316 CUBA			7990	1961	
321 ECUADOR			625	85	
344 ITALY	12000	1785	12000	1785	
352 MEXICO	30560	4738	242618	53151	
381 ALASKA	702	130	702	130	
383 HAWAII			1050	255	
400 U STATES	6294507	340072	41553850	2996092	
	6348751	347874	41988959	30682248	
VEGETABLES FROZEN 1 LB OR LESS	LB				129
354 NETHRLNDS	2120	312	2120	312	
400 U STATES	515058	101385	5194087	1002858	
	517178	101697	5196207	1003170	
VEGETABLES FROZEN OVER 1 LB	LB				130
400 U STATES	960804	113904	4942345	624281	
	960804	113904	4942345	624281	
MUSTARD LIQUID					131
100 U KINGDOM				84	
231 HONG KONG				50	
327 FRANCE		2182		7702	
335 GERMANY W		822		6495	
354 NETHRLNDS				1692	
376 SWITZRLND		212		212	
400 U STATES				8469	
		3216		24704	
PASTE HASH VEGETABLE MEAT FISH	LB				132
100 U KINGDOM	26400	5957	30865	9869	
231 HONG KONG			3560	1745	
318 DENMARK			772	290	
327 FRANCE	2486	1266	8847	3003	
344 ITALY			12227	5640	
347 JAPAN	236	79	680	151	
354 NETHRLNDS	436	132	855	310	
359 NORWAY	525	116	11643	2573	
376 SWITZRLND			1100	187	
388 YUGO SLAV	3037	2940	3037	2940	
400 U STATES	353182	69813	2672330	581323	
	386302	80303	2745916	608031	
POTATOES DRIED	LB				133
100 U KINGDOM	50000	13952	256500	71168	
327 FRANCE			4409	915	
354 NETHRLNDS			4488	1405	
400 U STATES	1060	299	162356	36665	
	51060	14251	427753	110153	
VEGETABLES DRIED N O P	LB				134
100 U KINGDOM			6190	3306	
231 HONG KONG	2374	1105	22824	9706	
322 EGYPT	10020	1913	50900	12028	
327 FRANCE	3000	1350	7802	4036	
335 GERMANY W	640	145	8742	3845	
344 ITALY	990	446	10990	4090	
347 JAPAN	80	61	1968	1501	
354 NETHRLNDS	5360	1145	17116	5408	
372 SPAIN			6137	2024	
400 U STATES	217399	82968	1771299	521745	
	239863	89133	1903968	567689	
TOMATOES CANNED	LB				137
344 ITALY	560488	41980	2937458	239040	
352 MEXICO			28100	1979	
372 SPAIN	138600	8685	161700	10310	
400 U STATES	215448	20555	2663119	240245	
	914536	71220	5790377	491574	

IMPORTS INTO CANADA FOR CONSUMPTION

Articles and Countries from which Imported	MONTH OF JULY 1958		SEVEN MONTHS ENDED JULY 1958		Class Number
	Quantities	Values (\$)	Quantities	Values (\$)	
TOMATO PASTE CANNED	LB				138
336 GREECE			1830	225	
344 ITALY	478765	69222	1679525	250355	
366 PORTUGAL			1058	116	
372 SPAIN			231483	26600	
400 U STATES	303761	46477	4144727	613346	
	782526	115699	6058623	890642	
TOMATO PULP AND PUREE CANNED	LB				139
344 ITALY			82673	9414	
352 MEXICO			17200	1148	
400 U STATES	4360	350	84793	6747	
	4360	350	184666	17309	
TOMATO JUICE	LB				140
400 U STATES	3204398	212571	19831390	1315658	
	3204398	212571	19831390	1315658	
ASPARAGUS IN CANS	LB				141
327 FRANCE	16152	4677	16152	4677	
354 NETHRLNDS			450	187	
400 U STATES	53028	8589	936296	180321	
	69180	13266	952898	185185	
CORN IN CANS	LB				143
400 U STATES	1433990	199684	3263733	447643	
	1433990	199684	3263733	447643	
MUSHROOMS AND TRUFFLES IN CANS	LB				144
231 HONG KONG	90	69	306	933	
327 FRANCE	27385	11619	89627	42444	
335 GERMANY W			5186	3531	
344 ITALY			1175	1834	
347 JAPAN	8338	3986	12162	10927	
376 SWITZRLND			901	628	
400 U STATES	10950	2984	215394	77324	
	46763	18658	324751	137621	
PEAS IN CANS	LB				145
306 BELGIUM			770	173	
353 MOROCCO	529	120	529	120	
354 NETHRLNDS	675	67	1809	169	
400 U STATES	37282	4028	407673	46473	
	38486	4215	410781	46935	
VEGETABLE JUICE N O P CANNED	LB				146
335 GERMANY W			190	132	
400 U STATES	18413	1983	111589	15777	
	18413	1983	111779	15909	
VEGETABLES N O P IN CANS	LB				147
100 U KINGDOM			5128	905	
231 HONG KONG	13829	2566	107874	16623	
306 BELGIUM			41430	7161	
322 EGYPT	1595	319	1595	319	
327 FRANCE	421	171	3026	943	
328 FR AFRICA	1248	963	1248	963	
335 GERMANY W	4153	452	90545	9561	
336 GREECE			4799	664	
344 ITALY	84092	16120	133804	25777	
347 JAPAN	7208	1821	25289	5864	
354 NETHRLNDS	17421	2025	101528	11163	
372 SPAIN	13874	2053	20907	3181	
381 ALASKA	550	98	550	98	
400 U STATES	376324	38741	3133970	312861	
	520715	65329	3671693	396083	
PIMENTOS IN CANS	LB				148
344 ITALY			161820	26898	
372 SPAIN			28844	5526	
400 U STATES	43700	10666	202845	50117	
	43700	10666	393509	82541	
BEANS GREEN OR WAX CANNED	LB				149
306 BELGIUM			560	105	
327 FRANCE			4227	940	
336 GREECE			2415	193	
344 ITALY			2755	436	
354 NETHRLNDS	7021	906	24391	3128	
400 U STATES	58655	5467	211389	19737	
	65676	6373	245737	24539	
BEANS BAKED CANNED	LB				150
100 U KINGDOM			3870	474	
306 BELGIUM			2740	518	
322 EGYPT	2410	362	4810	726	
327 FRANCE	924	265	924	265	
347 JAPAN			930	153	
354 NETHRLNDS	2024	251	13587	1603	
400 U STATES	505844	43168	2227006	193569	
	511202	44046	2253867	197308	
PICKLES PACKAGED	GAL				151
100 U KINGDOM	5464	13576	16732	49476	
231 HONG KONG	1408	2286	4208	5460	
306 BELGIUM	123	396	123	396	
327 FRANCE			1445	4377	
335 GERMANY W	371	589	6461	11008	
344 ITALY	1421	1813	4892	6561	
347 JAPAN	607	1573	2195	5458	
354 NETHRLNDS	159	240	937	1341	
365 POLAND	330	246	754	539	
400 U STATES	41268	54403	336555	459169	
	51151	75122	374302	543785	
PICKLES N O P	GAL				152
100 U KINGDOM	350	1015	2869	6485	
215 INDIA	110	234	110	234	
227 BAHAMAS			2340	2217	

IMPORTS INTO CANADA FOR CONSUMPTION

Articles and Countries from which Imported	MONTH OF JULY 1958		SEVEN MONTHS ENDED JULY 1958		Class Number
	Quantities	Values (\$)	Quantities	Values (\$)	
231 HONG KONG			5 174	7 391	
306 BELGIUM			140	282	
318 DENMARK			1 500	1 760	
327 FRANCE			165	566	
335 GERMANY W	78	206	2 148	2 856	
336 GREECE			400	342	
344 ITALY	2 164	2 143	5 361.3	6 018.9	
347 JAPAN	149	588	2 949	5 642	
353 MOROCCO			452	836	
354 NETHRLNDS	18 082	21 026	114 088	153 754	
372 SPAIN			25 668	22 358	
400 U STATES	79 269	60 271	365 246	256 928	
SAUCES N O P	100 202	85 483	576 862	521 840	
	GAL				153
100 U KINGDOM	2218	6 461	7 279	18 344	
224 JAMAICA			37	204	
231 HONG KONG	2 403	4 350	17 851	28 818	
318 DENMARK			128	452	
327 FRANCE			42	206	
335 GERMANY W			9	99	
344 ITALY			1 696	1 878	
347 JAPAN			1 256	1 807	
354 NETHRLNDS	197	1 335	1 407	6 514	
400 U STATES	50 660	11 546	325 235	72 869	
SAUCES SOY	55 478	127 692	354 940	78 702.1	
	GAL				155
231 HONG KONG	8 990	6 353	32 427	22 987	
347 JAPAN	1 476	2 067	8 771	10 987	
400 U STATES	699	888	17 864	18 903	
KETCHUP	11 165	9 306	59 062	52 877	
	GAL				156
100 U KINGDOM			26	74	
400 U STATES	30 239	37 042	270 355	339 069	
BARLEY BUCKWHEAT AND RYE	30 239	37 042	270 381	339 143	
	BUSH				161
BEANS SOYA					162
	BUSH				162
231 HONG KONG			18	205	
400 U STATES	169 601.6	3 808 474	401 725.5	897 361.9	
BEANS N O P	169 601.6	3 808 474	401 727.3	897 382.4	
	LB				163
100 U KINGDOM	149 600	10 652	389 400	279 59	
203 B F AFR			554 670	37 441	
207 UN SO AFR			44 660	26 17	
231 HONG KONG			83 200	10 562	
304 ARGENTINA			8 800	859	
306 BELGIUM	11 023	688	16 023	1 109	
312 CHILE			432 163	244 39	
313 CHINA			11 200	931	
327 FRANCE	1 000	328	1 000	328	
344 ITALY	3 306.9	4 198	85 347	10 661	
347 JAPAN	2 000	288	11 000	1 597	
354 NETHRLNDS			23 464	31 23	
363 PERU	145 070	148 33	497 140	615 11	
395 PORT W AF			55 115	19 76	
400 U STATES	156 162	16 751	2 057 929	235 245	
INDIAN CORN	497 924	47 738	42 711 111	420 358	
	BUSH				167
400 U STATES	862 785	11 807 77	408 389 6	569 229 1	
DATS	862 785	11 807 77	408 389 6	569 229 1	
	BUSH				168
400 U STATES			270	397	
PEAS SPLIT			270	397	
	LB				169
100 U KINGDOM			53 132	5 459	
312 CHILE			2 000	271	
354 NETHRLNDS			6 918	481	
400 U STATES	20 520	20 39	215 252	195 96	
PEAS N O P	20 520	20 39	277 302	258 07	
	LB				170
234 AUSTRALIA			11 160	843	
352 MEXICO	44 000	7 218	396 249	60 960	
354 NETHRLNDS			36 853	2 006	
366 PORTUGAL			10 803	1 154	
400 U STATES	79 990	29 32	466 569	324 64	
RICE UNCLEANNED UNHULLED PADDY	123 990	10 150	921 634	974 27	
	CWT				171
304 ARGENTINA	11 677	5 418.7	46 285	21 532.6	
340 HUNGARY	21 668	11 808.0	43 449	22 825.5	
352 MEXICO			33 267	19 060.5	
371 THAILAND	4 403	27 688	4 403	27 688	
386 URUGUAY	26 276	134 779	40 069	205 471	
400 U STATES			101 892	57 762.2	
RICE CLEANED	64 024	334 734	269 365	144 496.7	
	CWT				172
231 HONG KONG			140	1 091	
304 ARGENTINA	1 087	6 561	56 843	19 379.0	
306 BELGIUM			175	1 383	
344 ITALY	500	3 479	2813	2 584.0	
352 MEXICO			35 972	20 363.8	
354 NETHRLNDS	1 501	10 325	4 728	3 241.3	
400 U STATES	19 390	190 668	103 061	106 152.5	
WHEAT	22 478	211 033	20 373.2	151 968.0	
	BUSH				174
400 U STATES			38	91	
			38	91	

IMPORTS INTO CANADA FOR CONSUMPTION

Articles and Countries from which Imported	MONTH OF JULY 1958		SEVEN MONTHS ENDED JULY 1958		Class Number
	Quantities	Values (\$)	Quantities	Values (\$)	
ALFALFA OR GRASS MEAL DEHYD 400 U STATES	CWT 12839	17067	45525	81985	180
BRAN AND MILL FEED 400 U STATES	CWT 7994	9776	27960	32783	182
CORN MEAL 400 U STATES	BRL 3700	25658	23817	156152	184
HOMINY CRACKED OR DRIED CORN 400 U STATES	CWT 16130	56526	94175	344767	185
MALT FLOUR 400 U STATES	LB 5998	581	130898	11932	187
OATMEAL AND ROLLED OATS 100 U KINGDOM	LB		1314	185	188
			3150	361	
			4464	546	
RICE STARCH FLOUR MEAL FEED 231 HONG KONG	LB 2900	428	34262	4808	189
			1102	139	
			55000	4661	
			2238	443	
			550	101	
			824056	83610	
			917208	93762	
RYE FLOUR 400 U STATES	BRL 230	1607	1364	7809	191
SAGO AND CASSAVA FLOUR 100 U KINGDOM	LB		25300	1676	192
			5600	260	
			88100	6091	
			771066	29245	
			559755	40560	
			1449821	77832	
WHEAT FLOUR 381 ALASKA	CWT 12	160	12	160	194
			265	1422	
			277	1582	
CEREALS MILLED N O P 100 U KINGDOM	CWT 9	181	31	732	195
			19	264	
			14	211	
			64	1207	
BISCUITS AND BREAD DIETARY 100 U KINGDOM				18645	201
			238	6811	
			3580	559	
			3818	16667	
				42682	
BISCUITS NOT SWEETENED N O P 100 U KINGDOM	LB 74352	24568	497069	158582	203
			871	275	
			2646	874	
			13903	3082	
			3195	507	
			13615	3563	
			32715	10389	
			38708	13714	
			55662	12451	
			27169	4052	
			308678	55009	
			1047763	340375	
			2041994	602873	
BISCUITS SWEETENED N O P 100 U KINGDOM	LB 591166	223306	3894393	1480327	204
			3441	2172	
			6535	2691	
			183497	76131	
			7831	1643	
			848	391	
			18990	6020	
			62293	22141	
			3462	1497	
			2657	1002	
			203021	48038	
			4656	2797	
			1384401	380476	
			5776025	2025326	
BREAD PASSOVER MATZO PRODUCTS 360 ISRAEL				9018	205
				266956	
				275974	
CEREAL FOODS 25 POUNDS OR LESS 100 U KINGDOM	LB 38532	4221	150758	15162	206
			5002	1295	
			14555	2500	
			49502	8845	
			1240	321	
			9092	893	
			298	60	
			1222120	305845	
			1452567	334921	

IMPORTS INTO CANADA FOR CONSUMPTION

Articles and Countries from which Imported	MONTH OF JULY 1958		SEVEN MONTHS ENDED JULY 1958		Class Number
	Quantities	Values (\$)	Quantities	Values (\$)	
CEREAL FOODS PREPARED N O P					207
100 U KINGDOM		3384		14171	
236 NEW ZEAL				485	
327 FRANCE		3147		10733	
335 GERMANY W		184		1970	
344 ITALY		254		254	
347 JAPAN				1040	
400 U STATES		40159		270625	
		47128		299278	
MACARONI AND VERMICELLI	LB				208
231 HONG KONG	6231	1234	31879	6118	
327 FRANCE			2853	554	
344 ITALY	20666	2475	38117	4580	
347 JAPAN	1120	172	4180	532	
354 NETHRLNDS			29956	3356	
400 U STATES	122725	17717	1001882	158018	
	150742	21598	1108867	173158	
MILK FOODS N O P	LB				209
100 U KINGDOM	4045	1569	12014	5154	
335 GERMANY W	1800	809	2964	1482	
359 NORWAY	2739	1143	10612	4446	
375 SWEDEN			3087	944	
376 SWITZRLND	529	221	1059	444	
381 ALASKA			1962	665	
400 U STATES	27561	20910	267796	193013	
	36674	24652	299494	206148	
ARROWROOT	LB				221
228 LEEW WIND	30000	3218	200000	21700	
234 AUSTRALIA	1785	213	1785	213	
400 U STATES			23000	3291	
	31785	3431	224785	25204	
MALT WHOLE CRUSHED OR GROUND	LB				224
335 GERMANY W			2646	204	
400 U STATES			2169740	121528	
			2172386	121732	
SAGO AND TAPIOCA	LB				225
218 MALAYA	3733	209	173827	10145	
309 BRAZIL	20400	2011	51300	5682	
355 INDONESIA	66910	5748	199318	18976	
400 U STATES	157540	25543	621100	102434	
	248583	33511	1045545	137237	
ALL OTHER BREADSTUFFS N O P					226
231 HONG KONG				328	
335 GERMANY W				218	
400 U STATES		1293		30900	
		1293		31446	
COCOANUT OIL N O P EDIBLE	CWT				231
100 U KINGDOM	652	10717	3261	53071	
354 NETHRLNDS	42	612	42	612	
400 U STATES	397	6170	3244	50955	
	1091	17499	6547	104638	
COTTON SEED OIL N O P EDIBLE	CWT				233
400 U STATES	1837	26999	13902	211362	
	1837	26999	13902	211362	
OLIVE OIL N O P EDIBLE	CWT				234
327 FRANCE	238	8083	491	15969	
328 FR AFRICA	661	16765	3127	81079	
336 GREECE	168	4902	608	17612	
344 ITALY	1892	54071	9508	298927	
366 PORTUGAL	77	2374	116	3562	
372 SPAIN	538	15035	2394	68979	
400 U STATES	263	8406	705	22561	
	3837	109636	16949	508689	
PEANUT OIL N O P EDIBLE	CWT				
100 U KINGDOM	166	2462	3696	57963	
231 HONG KONG	82	2016	621	15921	
354 NETHRLNDS			3	96	
400 U STATES	125	3771	957	27164	
	373	8249	5277	101144	
SOYA BEAN OIL N O P EDIBLE	CWT				236
400 U STATES	25976	334372	149916	2006504	
	25976	334372	149916	2006504	
CHOCOLATES IN RETAIL PACKAGES	LB				239
100 U KINGDOM	16943	7279	516717	242870	
304 ARGENTINA			619	107	
305 AUSTRIA			1789	813	
306 BELGIUM			8012	4266	
317 CZECHO S	1345	634	8465	3372	
318 DENMARK			151	56	
327 FRANCE			24226	10243	
335 GERMANY W			25706	13906	
344 ITALY	231	85	4656	3183	
354 NETHRLNDS	1817	1290	18724	9618	
360 ISRAEL	1616	613	2056	751	
375 SWEDEN			360	209	
376 SWITZRLND	7299	3407	34888	21705	
389 IRELAND	2294	1292	63849	36748	
400 U STATES	17510	7049	114199	49722	
	49055	21649	824417	397569	
CONFECTIONERY CHOCOLATE N O P	LB				240
100 U KINGDOM	409317	139960	2123428	792277	
305 AUSTRIA			3295	2516	
306 BELGIUM	6076	5262	29558	14162	
317 CZECHO S			65989	15845	
318 DENMARK			7781	4989	
327 FRANCE			8673	4716	

IMPORTS INTO CANADA FOR CONSUMPTION

Articles and Countries from which Imported	MONTH OF JULY 1958		SEVEN MONTHS ENDED JULY 1958		Class Number
	Quantities	Values (\$)	Quantities	Values (\$)	
335 GERMANY W	5450	1783	216038	101066	
344 ITALY	156	116	17039	8771	
347 JAPAN			298	209	
354 NETHRLNDS	11542	4518	134333	55944	
360 ISRAEL			42851	16083	
375 SWEDEN			4055	221	
376 SWITZRLND	4857	3162	52865	30686	
389 IRELAND	2300	1300	61565	12751	
400 U STATES	152416	45306	1007140	385051	
	592114	201407	3774907	1415883	
OTHER CONFECTIONS SWEETENED	LB				242
100 U KINGDOM	35294	10186	279667	69391	
227 BAHAMAS			1208	291	
231 HONG KONG			4958	1642	
306 BELGIUM	4193	833	11550	5174	
318 DENMARK	8800	3006	23188	7539	
327 FRANCE	394	171	5496	4013	
335 GERMANY W	9250	3477	32152	11777	
344 ITALY			4704	2683	
347 JAPAN			2100	662	
354 NETHRLNDS	23152	3780	172431	27331	
389 IRELAND			1050	461	
400 U STATES	211500	61916	1672385	4792294	
	292583	83369	2210889	610257	
FRUITS PEELS CANDIED	LB				243
231 HONG KONG	700	271	3507	1244	
234 AUSTRALIA	2000	360	46248	5613	
327 FRANCE	41285	10472	231771	58154	
344 ITALY	215	89	66354	16077	
354 NETHRLNDS			1386	478	
400 U STATES	24727	4222	167532	46827	
	68927	15414	516798	128393	
GINGER PRESERVED	LB				244
100 U KINGDOM	90	62	210	118	
231 HONG KONG	9141	2234	135040	27755	
347 JAPAN			250	50	
	9231	2296	135500	27923	
SUGAR CANDY CONFECTIONERY NOP	LB				245
100 U KINGDOM	1653655	337173	7405958	1576037	
223 BARBADOS			1275	186	
231 HONG KONG	3840	1398	30510	8208	
234 AUSTRALIA	2968	469	4984	713	
304 ARGENTINA			1837	371	
305 AUSTRIA	11450	1658	40580	10700	
306 BELGIUM	700	202	15431	3424	
316 CUBA	30000	4224	217129	32157	
317 CZECHO S	5600	405	40279	3706	
318 DENMARK	32534	7863	184732	46326	
326 FINLAND	8866	2120	47987	10953	
327 FRANCE	2850	536	36762	11350	
335 GERMANY W	46919	12289	186918	49248	
336 GREECE	560	135	710	195	
344 ITALY	10709	3232	47596	19784	
347 JAPAN			5482	1396	
354 NETHRLNDS	68481	14962	381211	83878	
360 ISRAEL			77843	13576	
365 POLAND			1020	101	
375 SWEDEN	46932	8991	189311	33279	
376 SWITZRLND	2789	1426	6472	2736	
384 P RICO			8500	947	
389 IRELAND			11823	2176	
400 U STATES	225801	70537	1795718	457436	
	2224654	467620	10740068	2368885	
BUBBLE GUM	LB				247
100 U KINGDOM	8797	3164	40649	13904	
306 BELGIUM			1237	442	
318 DENMARK	4407	1244	42148	14079	
335 GERMANY W	1700	504	1700	504	
354 NETHRLNDS	11996	10493	35154	26687	
360 ISRAEL	1145	501	1145	501	
389 IRELAND	7725	2907	7725	2907	
400 U STATES	131893	36615	890300	263990	
	167663	55428	1020058	323014	
CHEWING GUM N O P	LB				249
100 U KINGDOM	4260	1146	8028	2303	
318 DENMARK	21475	7402	26741	9329	
354 NETHRLNDS	3674	1221	6998	3126	
400 U STATES	8421	2606	186285	49326	
	37830	12375	228052	64084	
GLUCOSE AND SYRUP	CWT				251
100 U KINGDOM	232	1359	2310	15975	
354 NETHRLNDS			145	1630	
400 U STATES	12969	108137	72022	586515	
	13201	109496	74477	604120	
MOLASSES OF CANE	GAL				252
221 B GUIANA			1333280	158147	
223 BARBADOS	1292228	175226	2709996	360747	
225 TRINIDAD			2811840	355769	
228 LEEW WIND			420800	47611	
316 CUBA	90360	23658	437913	73161	
321 ECUADOR	108066	12968	108066	12968	
384 P RICO			41989	58652	
400 U STATES	322323	75517	2012431	431913	
	1812977	187202	10354283	1798748	

IMPORTS INTO CANADA FOR CONSUMPTION

Articles and Countries from which Imported	MONTH OF JULY 1958		SEVEN MONTHS ENDED JULY 1958		Class Number
	Quantities	Values (\$)	Quantities	Values (\$)	
LIQUID OR INVERT SUGAR	CWT				254
100 U KINGDOM	239	1743	507	3589	
400 U STATES	83	1476	391	4414	
	322	3219	898	8003	
MOLASSES FOR HUMAN CONSUMPTION	GAL				255
100 U KINGDOM			746	724	
223 BARBADOS	24534	15905	1405424	823321	
316 CUBA			257774	113930	
400 U STATES	2179	3025	50148	38783	
	26713	18930	1714092	976758	
SYRUPS OF CANE OR BEET NOP	GAL				256
100 U KINGDOM	657	1046	14211	18756	
354 NETHRLNDS	52	65	203	311	
400 U STATES	239	667	718	1837	
	948	1778	15132	20904	
SUGAR RAW IMPORTED BY REFINERS	CWT				262
204 MAURITIUS			273571	1147867	
221 B GUIANA	112499	450971	821287	3489096	
223 BARBADOS			201600	959954	
224 JAMAICA	283151	1136390	1599500	6569950	
225 TRINIDAD	179891	714353	550876	2180324	
228 LEEW WIND			206080	1080847	
234 AUSTRALIA			1157363	4869242	
235 FIJI			492901	2467963	
316 CUBA	329841	1095653	1250439	4307589	
320 DOM REP			71700	267439	
	905382	3397367	6625317	27340271	
SUGAR RAW N O P	CWT				263
221 B GUIANA	9304	39164	55374	246873	
223 BARBADOS	28	152	28	152	
316 CUBA	64886	245771	130516	498556	
	74218	285087	185918	745581	
SUGAR REFINED	CWT				264
100 U KINGDOM			7	109	
317 CZECHO S	110	1765	110	1765	
352 MEXICO	16000	77689	65999	327221	
354 NETHRLNDS	2866	13786	13447	67673	
400 U STATES	21	330	93	1857	
	18997	93570	79656	398625	
SUGAR AND SYRUP MAPLE	LB				265
400 U STATES			200	50	
			200	50	
COCOA BEANS NOT ROASTED	CWT				271
100 U KINGDOM	1331	62663	3651	169269	
210 GHANA			39002	1707999	
211 NIGERIA			27633	1178617	
217 CEYLON			1008	33605	
224 JAMAICA	1185	46885	2864	108048	
225 TRINIDAD			10029	410586	
228 LEEW WIND			1434	55433	
309 BRAZIL	5247	214541	9744	397646	
320 DOM REP	754	30401	7909	316473	
321 ECUADOR	739	32106	3447	152969	
328 FR AFRICA			1127	44423	
335 GERMANY W			560	26327	
354 NETHRLNDS			2436	101841	
387 VENEZUELA			3118	124923	
400 U STATES	325	13643	3118	124923	
	4404	203758	55554	2464132	
	13985	603997	169516	7292291	
COCOA BUTTER	LB				273
100 U KINGDOM	100856	94997	737162	670809	
224 JAMAICA	158887	150014	1068045	864477	
225 TRINIDAD			102229	82857	
309 BRAZIL	242506	202926	852871	743726	
327 FRANCE	55115	44873	385893	330816	
344 ITALY			89178	76770	
352 MEXICO			8790	5360	
354 NETHRLNDS	128597	112601	750916	688832	
372 SPAIN			39654	22722	
400 U STATES			797304	727768	
	685961	605411	4832042	4214137	
COCOA PASTE NOT SWEETENED	LB				274
100 U KINGDOM	313824	68406	1015218	204238	
225 TRINIDAD			1680	793	
309 BRAZIL			190587	48074	
335 GERMANY W	110230	15378	339785	41381	
354 NETHRLNDS	87140	23489	558822	160878	
400 U STATES	23928	3245	43878	13851	
	535122	110518	2149970	4692215	
COCOA PASTE SWEETENED	LB				275
100 U KINGDOM	1232	262	38612	13765	
354 NETHRLNDS	357	68	3632	1102	
400 U STATES	500	251	64800	25254	
	2089	581	107044	40121	
COCOA OR CHOCOLATE POWDER	LB				276
100 U KINGDOM	160520	53710	1183390	426424	
327 FRANCE	17500	3365	122234	21710	
335 GERMANY W	11023	1603	56318	7294	
354 NETHRLNDS	293740	59999	1278292	273330	
400 U STATES	94730	32813	572189	169927	
	577513	151490	3212423	898685	
COCOA AND CHOCOLATE PREPS NOP	LB				277
100 U KINGDOM	66430	20890	294574	86461	
306 BELGIUM			825	327	
335 GERMANY W	1676	707	18327	6182	
344 ITALY			262	137	

IMPORTS INTO CANADA FOR CONSUMPTION

Articles and Countries from which Imported			MONTH OF JULY 1958		SEVEN MONTHS ENDED JULY 1958		Class Number
			Quantities	Values (\$)	Quantities	Values (\$)	
	354	NETHERLANDS	73834	14926	180900	40912	
	376	SWITZERLAND	2370	2322	5723	4045	
	389	IRELAND	454048	73352	1931425	346702	
	400	U STATES	33523	8493	914654	237727	
CHICORY			631881	120690	3346690	722563	
		LB					282
	306	BELGIUM			20392	1506	
	327	FRANCE			54000	2965	
	354	NETHERLANDS	4480	378	64236	5438	
	400	U STATES	7568	2875	45510	16923	
COFFEE GREEN			12048	3253	184138	26832	
		LB					283
	100	U KINGDOM			61966	30509	
	202	ADEN	18500	8509	95694	46991	
	203	B E AFR	397217	167369	5182218	2265058	
	207	UN SO AFR			86308	46321	
	224	JAMAICA	16003	7673	80947	38913	
	225	TRINIDAD	25075	8501	455739	165198	
	307	BEL CONGO		26061	452717	208349	
	309	BRAZIL	2933756	1299471	23248728	11327074	
	314	COLOMBIA	1716962	853893	17345647	9170761	
	315	C RICA	15674	8711	1160075	607861	
	316	CUBA	49785	23270	726944	357793	
	320	DOM REP	340933	150899	2997086	1452175	
	321	ECUADOR	19841	7022	263453	107206	
	323	EL SALVD	91264	42221	897340	438752	
	325	ETHIOPIA			15512	6797	
	337	GUATEMALA	241349	107470	1997161	961704	
	338	HAITI	39348	16373	701869	305191	
	339	HONDURAS			181555	89613	
	352	MEXICO	545904	244243	4832941	2346870	
	358	NICARAGUA			577309	294164	
	361	PANAMA	40187	20651	77397	40707	
	363	PERU	225226	105012	341672	159484	
	383	HAWAII			355557	181314	
	384	P RICO			52678	25932	
	387	VENEZUELA			1011389	514258	
	400	U STATES	331406	147739	3913972	1775699	
COFFEE ROASTED AND SUBSTITUTES			7114298	3245088	67113874	32964694	
		LB					286
	100	U KINGDOM			720	408	
	224	JAMAICA	2500	1148	46560	22483	
	327	FRANCE			516	658	
	335	GERMANY W			5792	1447	
	344	ITALY			362	444	
	354	NETHERLANDS	256	89	1476	575	
	381	ALASKA	96	78	170	137	
	383	HAWAII			240	222	
	400	U STATES	199931	132634	1286852	894850	
COFFEE EXTRACT DF N O P			202783	133949	1342688	921224	
		LB					287
	100	U KINGDOM	14522	5070	71234	25351	
	335	GERMANY W			322	115	
	354	NETHERLANDS	320	108	756	257	
	400	U STATES	36376	18204	354457	151508	
INSTANT COFFEE POWDER			51218	23382	426769	177231	
		LB					288
	305	AUSTRIA			34	120	
	323	EL SALVD			52400	123455	
	335	GERMANY W			198	345	
	352	MEXICO			70095	124276	
	354	NETHERLANDS	300	936	600	1992	
	376	SWITZERLAND	153	826	1054	5080	
	400	U STATES	357066	803550	2409757	5650403	
CLOVES UNGROUND			357519	805312	2534138	5905671	
		LB					291
	203	B E AFR	8960	3243	39200	13243	
	218	MALAYA			896	1054	
	333	MADAGASCAR			51917	14824	
	400	U STATES	2575	972	10869	4812	
GINGER UNGROUND			11535	4215	102882	33933	
		LB					292
	100	U KINGDOM	5843	712	32402	5297	
	212	S LEONE	2240	270	7840	868	
	215	INDIA	4480	438	75540	7456	
	224	JAMAICA	6644	2365	91840	35266	
	231	HONG KONG	5100	132	24117	1790	
	316	CUBA	540	119	1425	292	
	347	JAPAN			4505	785	
	383	HAWAII	1050	324	2185	607	
	384	P RICO			7500	953	
	400	U STATES	1595	258	11049	1980	
MUSTARD GROUND			27492	4618	258403	55294	
		LB					293
	100	U KINGDOM	38444	17712	315299	140790	
	400	U STATES	31628	9719	134212	40723	
NUTMEGS AND MACE			70072	27431	449511	181513	
		LB					294
	100	U KINGDOM			17321	32992	
	218	MALAYA			22223	31324	
	225	TRINIDAD	2200	3940	5163	8084	
	228	LEEWIND	13650	23848	80697	144667	
	335	GERMANY W			89	88	
	354	NETHERLANDS			295	439	
	355	INDONESIA			3243	4905	
	400	U STATES	4176	3246	12386	17882	
			20026	31034	141417	240381	

IMPORTS INTO CANADA FOR CONSUMPTION

Articles and Countries from which Imported	MONTH OF JULY 1958		SEVEN MONTHS ENDED JULY 1958		Class Number		
	Quantities	Values (\$)	Quantities	Values (\$)			
PEPPER UNGROUND	100 U KINGDOM	LB 4 357	1587	20 013	5760	296	
	211 NIGERIA			8 960	1920		
	215 INDIA	96364	17606	942548	176960		
	217 CEYLON	11200	1814	11200	1814		
	218 MALAYA	47110	11439	608370	133661		
	219 B E I OTHER	2240	838	95200	23229		
	224 JAMAICA			11480	7428		
	347 JAPAN			74700	14975		
	372 SPAIN			4400	1529		
	400 U STATES	9258	2671	55901	16421		
		170529	35955	1832772	383697		
SPICES N O P UNGROUND	100 U KINGDOM	LB 4 517	290	34640	5825	297	
	204 MAURITIUS			6745	533		
	217 CEYLON			5240	5715		
	224 JAMAICA	16520	10464	23240	14035		
	231 HONG KONG	24640	4503	197249	39364		
	313 CHINA	12320	2172	23520	4433		
	329 INDOCHINA			5000	2279		
	335 GERMANY W			35043	10046		
	352 MEXICO			15380	4658		
	354 NETHRLNDS			2648	1036		
	355 INDONESIA			92886	9621		
	400 U STATES	34178	9525	144543	39182		
		92175	26954	586134	136727		
GINGER AND SPICES N O P GROUND	100 U KINGDOM	LB 6 618	2432	10350	6153	298	
	215 INDIA	5712	837	11912	2055		
	231 HONG KONG			680	265		
	317 CZECHO S			4400	1003		
	335 GERMANY W			3347	3008		
	340 HUNGARY			17050	4936		
	347 JAPAN			4500	680		
	354 NETHRLNDS	105	78	1249	844		
	366 PORTUGAL			1102	283		
	372 SPAIN	46883	16208	395781	127768		
	388 YUGO SLAV			20350	6202		
	400 U STATES	38957	29721	214617	142075		
		98275	49276	685338	295272		
VANILLA BEANS CRUDE	228 LEEW WIND	LB 1 793	13913	1793	13913	300	
	335 GERMANY W			10	98		
	352 MEXICO	1174	10673	4720	37661		
	400 U STATES	1672	13987	32069	251188		
		4639	38573	38592	302860		
SEEDS AROMATIC CRUDE UNGROUND	100 U KINGDOM	LB		11414	1511	301	
	215 INDIA			10426	3879		
	327 FRANCE	11200	609	11200	609		
	335 GERMANY W	175	176	616	324		
	337 GUATEMALA			407	1111		
	353 MOROCCO	22046	1195	160548	7056		
	354 NETHRLNDS	15400	1308	54552	4586		
	365 POLAND	4057	342	4057	342		
	372 SPAIN			5512	695		
	400 U STATES	8296	1427	58503	10721		
		61174	5057	317235	30834		
TEA BLACK	100 U KINGDOM	LB 170289	106709	2134856	1329765		319
	203 B E AFR	46264	22149	1420208	672101		
	215 INDIA	782726	399528	12447555	5915128		
	217 CEYLON	1117257	588027	8783720	4703182		
	218 MALAYA			41650	15188		
	231 HONG KONG	3486	2005	84328	38337		
	307 BEL CONGO			10263	4443		
	309 BRAZIL			840	336		
	313 CHINA	10200	3484	21200	6923		
	347 JAPAN	980	395	6708	1942		
	354 NETHRLNDS	14576	7331	201140	85500		
	355 INDONESIA			96104	35889		
	376 SWITZRLND			84	217		
	389 IRELAND	6150	4419	8485	6185		
	393 TAIWAN	10400	3171	36376	11127		
	394 PORT E AF			11038	2852		
	400 U STATES	37701	19617	139830	68664		
		2200029	1156835	25444385	12897779		
TEA GREEN	100 U KINGDOM	LB		780	757	320	
	231 HONG KONG	2200	1250	12131	7081		
	347 JAPAN	24658	3275	59244	9416		
	400 U STATES	2280	931	15346	3888		
		29138	5456	87501	21142		
VINEGAR	100 U KINGDOM	GAL		90	318	341	
	327 FRANCE	39	58	1279	2528		
	336 GREECE	110	248	110	248		
	344 ITALY			1343	1497		
	347 JAPAN			57	62		
	354 NETHRLNDS			127	132		
	400 U STATES	11495	7997	13798	10823		
		11644	8303	16804	15608		
YEAST IN CAKES AND PACKAGES	100 U KINGDOM	LB 27750	2493	167880	14538	352	
	400 U STATES	1836	1035	15190	9853		
		29586	3528	183070	24391		

IMPORTS INTO CANADA FOR CONSUMPTION

Articles and Countries from which Imported	MONTH OF JULY 1958		SEVEN MONTHS ENDED JULY 1958		Class Number	
	Quantities	Values (\$)	Quantities	Values (\$)		
YEAST IN BULK 400 U STATES	LB 1065	347	30975	6465	353	
HOPS 388 YUGO SLAV 400 U STATES	LB 1065	347	30975	6465	362	
LIQUORICE UNSWEETENED 400 U STATES	LB 5120	1023	46440 107206 153646	83500 122943 206443	364	
MALT SYRUP AND EXTRACTS 100 U KINGDOM 335 GERMANY W 354 NETHRLNDS 400 U STATES	LB 13950	2679	450316 299502 300 13924 712026	88075 46097 100 2100 132064	365	
ESSENCES EXTRACTS N O P 100 U KINGDOM 220 BERMUDA 327 FRANCE 335 GERMANY W 344 ITALY 400 U STATES	GAL 418	4591	153860 78 496	1025752 24 33 29 219 898 2024	180361 8889 141 437 1282 7016 47705 65470	367
POTATOES FRENCH FRIED FROZEN 400 U STATES	LB 4360	707	184573	31464	380	
POTATO CHIPS NOT FROZEN 400 U STATES	LB 480104	206356	184573 2663772	31464 1134153	381	
VEGETABLE FOOD PRODUCTS N O P 100 U KINGDOM 218 MALAYA 231 HONG KONG 306 BELGIUM 318 DENMARK 327 FRANCE 335 GERMANY W 347 JAPAN 354 NETHRLNDS 375 SWEDEN 376 SWITZRLND 400 U STATES		33950 505 5208 424 1911 629 167 13704 636 124674		102762 505 30879 2047 501 301 9808 2983 3557 14062 3059 959720	390	
		181808		1130184		

IMPORTS INTO CANADA FOR CONSUMPTION

Articles and Countries from which Imported	MONTH OF JULY 1958		SEVEN MONTHS ENDED JULY 1958		Class Number
	Quantities	Values (\$)	Quantities	Values (\$)	
<u>GROUP 1</u>					
<u>AGRICULTURAL PRODUCTS</u>					
<u>B OTHER THAN FOOD</u>					
ALE BEER PORTER AND STOUT	GAL				1501
100 U KINGDOM	14201	18943	132832	182960	
318 DENMARK	900	1160	3956	5042	
335 GERMANY W	1565	1932	9920	12038	
347 JAPAN	75	236	1133	3659	
354 NETHRLNDS	858	788	1397	1485	
400 U STATES	3600	3369	21314	19039	
	21199	26428	170552	224223	
BRANDY	P GAL				1511
100 U KINGDOM	70	444	650	4697	
207 UN SO AFR	7404	20046	62133	167289	
232 MALTA	577	2783	1873	9042	
234 AUSTRALIA	3201	10839	34105	108291	
318 DENMARK			9	178	
327 FRANCE	19217	151567	98309	854246	
335 GERMANY W	35	440	501	6320	
336 GREECE	151	1138	897	7446	
344 ITALY	70	452	369	2615	
360 ISRAEL			235	3567	
366 PORTUGAL	1184	4948	11126	44760	
372 SPAIN			2018	13081	
376 SWITZRLND			42	730	
388 YUGO SLAV	208	1057	983	5065	
400 U STATES			2	51	
	32117	193714	213252	1227378	
CORDIALS AND LIQUEURS N O P	P GAL				1512
100 U KINGDOM	1022	14501	9381	121987	
224 JAMAICA			93	1062	
225 TRINIDAD	148	2442	234	4149	
231 HONG KONG			112	1072	
234 AUSTRALIA	88	889	427	4252	
236 NEW ZEAL			24	194	
316 CUBA	23	482	72	1462	
317 CZECHO S			69	488	
318 DENMARK	524	7719	2553	34536	
327 FRANCE	3111	33192	18337	199146	
335 GERMANY W			21	101	
336 GREECE	115	658	305	2241	
340 HUNGARY			93	601	
344 ITALY	4	57	701	6769	
352 MEXICO			69	1544	
354 NETHRLNDS	1227	12879	8635	89204	
359 NORWAY	68	330	367	1807	
375 SWEDEN	35	131	197	939	
384 P RICO	244	1336	1253	6665	
388 YUGO SLAV			137	769	
400 U STATES	21	244	21	244	
	6630	74860	43101	479232	
GIN	P GAL				1513
100 U KINGDOM	20596	97769	82643	391575	
335 GERMANY W			70	315	
354 NETHRLNDS	782	3224	3351	13087	
	21378	100993	86064	404977	
RUM	P GAL				1514
100 U KINGDOM	12277	55528	164652	588035	
221 B GUIANA	43369	44900	769255	788359	
223 BARBADOS	32731	39859	106307	220483	
224 JAMAICA	4100	15639	82523	192371	
225 TRINIDAD	4237	21316	50960	228698	
316 CUBA	541	6939	6971	69676	
327 FRANCE			364	2638	
338 HAITI	70	516	979	7113	
384 P RICO	7552	54484	35043	254030	
400 U STATES			5	63	
	104877	239181	1217059	2351466	
WHISKY	P GAL				1515
100 U KINGDOM	62057	481844	443823	3431698	
354 NETHRLNDS			27	237	
400 U STATES	83676	172798	707639	1414587	
	145733	654642	1151489	4846522	
ABSINTHE ALCOHOLIC LIQUORS NOP	P GAL				1516
207 UN SO AFR	49	301	1043	1435	
365 POLAND			116	706	
	49	301	1159	2141	
WINES NON SPARKLING	GAL				1530
100 U KINGDOM	6505	31840	51750	251494	
207 UN SO AFR	5781	10451	113298	187908	
231 HONG KONG	209	958	428	2115	
232 MALTA	2796	3929	11014	15701	
234 AUSTRALIA	15906	33083	139394	295732	
318 DENMARK	50	231	882	2788	
327 FRANCE	28088	112950	195584	724553	
328 FR AFRICA	5736	8148	28307	41026	
335 GERMANY W	3180	16102	18258	99454	
336 GREECE	2353	2809	5157	8369	

IMPORTS INTO CANADA FOR CONSUMPTION

Articles and Countries from which Imported	MONTH OF JULY 1958		SEVEN MONTHS ENDED JULY 1958		Class Number
	Quantities	Values (\$)	Quantities	Values (\$)	
340 HUNGARY			306	1328	
344 ITALY	17646	52270	131727	399456	
347 JAPAN	1328	4536	1513	5056	
354 NETHRLNDS			398	1768	
360 ISRAEL	100	374	2958	11602	
366 PORTUGAL	18931	29928	114735	173547	
367 AZORES	377	1122	2260	6938	
372 SPAIN	6254	14595	42744	127886	
376 SWITZRLND	250	988	1404	5267	
389 IRELAND	2040	10160	3509	17385	
400 U STATES	6451	16797	63864	176311	
	123981	351271	929490	2555684	
WINES SPARKLING					1560
	GAL				
207 UN SO AFR			40	92	
234 AUSTRALIA	12	72	202	1446	
306 BELGIUM			650	8616	
327 FRANCE	2602	29186	16277	188172	
335 GERMANY W	150	880	707	4346	
344 ITALY	464	2183	2480	11685	
360 ISRAEL			200	1550	
366 PORTUGAL			32	168	
400 U STATES			142	1184	
	3228	32321	20730	217259	
GUMS AMBER AND ARABIC					1571
	LB				
100 U KINGDOM	500	137	10197	1952	
396 SUDAN	61604	8370	271614	34289	
400 U STATES	73113	18668	380630	94875	
	135217	27175	662441	131116	
GUMS AUSTL COPAL DAMAR ETC					1572
	CWT				
218 MALAYA			2397	12443	
219 BEI OTHER	1120	3558	2355	8276	
234 AUSTRALIA			3	1190	
355 INDONESIA			7	156	
400 U STATES	254	6472	1170	33372	
	1374	10030	5932	55437	
GUMS BARBERRY ELEMI GEDDA ETC					1573
	CWT				
100 U KINGDOM			5	514	
342 IRAN			6	909	
347 JAPAN			6	267	
400 U STATES	235	12281	1941	103819	
	235	12281	1958	105509	
BURGUNDY PITCH					1575
	LB				
400 U STATES	13446	1951	52021	8183	
	13446	1951	52021	8183	
CHICLE OR SAPPATO GUM CRUDE					1576
	LB				
352 MEXICO			52487	56581	
400 U STATES	80695	37008	370980	179587	
	80695	37008	423467	236168	
SHELLAC BLEACHED					1577
	LB				
100 U KINGDOM			4480	1913	
335 GERMANY W			6000	2318	
400 U STATES	5772	2779	31891	16191	
	5772	2779	42371	20422	
LAC CRUDE SEED STICK AND SHELL					1579
	LB				
100 U KINGDOM	81530	17001	89686	19505	
215 INDIA	90200	19403	546474	118042	
371 THAILAND	331771	63404	784086	155018	
400 U STATES	82703	18495	624626	153362	
	586204	118303	2044872	445927	
RESIN OR ROSIN					1580
	CWT				
100 U KINGDOM			423	5158	
400 U STATES	26993	170404	178516	1146022	
	26993	170404	178939	1151180	
ROSIN SIZING					1581
	CWT				
400 U STATES	14828	168424	107708	1223749	
	14828	168424	107708	1223749	
WAX SEALING					1582
100 U KINGDOM				938	
400 U STATES		853		6377	
		853		7315	
GUMS AND BLENDS N O P					1583
	LB				
100 U KINGDOM	56000	16530	369949	124008	
344 ITALY	660	199	34260	11423	
354 NETHRLNDS			4311	1683	
400 U STATES	177493	95739	1751342	789606	
	234153	112468	2159862	926720	
TALL OIL AND TALL OIL PITCH					1584
	CWT				
400 U STATES	6319	29998	48238	266021	
	6319	29998	48238	266021	
COTTON SEED CAKE AND MEAL					1591
	CWT				
323 EL SALVD			24251	55343	
400 U STATES	2100	5328	13752	34662	
	2100	5328	38003	90005	
LINSEED OIL CAKE AND MEAL					1592
	CWT				
400 U STATES	500	1452	4134	11556	
	500	1452	4134	11556	
SOYA BEAN OIL CAKE AND MEAL					1594
	CWT				
400 U STATES	225809	709331	1295555	3607592	
	225809	709331	1295555	3607592	
SOYA BEAN FLOUR					1595
	CWT				
335 GERMANY W	22	280	66	851	
400 U STATES	2646	15226	22757	169108	
	2668	15506	22823	169959	
OIL CAKE AND MEAL N O P					1597
	CWT				

IMPORTS INTO CANADA FOR CONSUMPTION

Articles and Countries from which Imported	MONTH OF JULY 1958		SEVEN MONTHS ENDED JULY 1958		Class Number
	Quantities	Values (\$)	Quantities	Values (\$)	
CASTOR OIL NOT EDIBLE	CWT				1601
100 U KINGDOM			9	257	
215 INDIA			70	1119	
309 BRAZIL	2142	31982	15100	220028	
400 U STATES	104	2368	2684	72835	
	2246	34350	17863	294239	
CHINAWOOD OIL NOT EDIBLE	CWT				1602
100 U KINGDOM	110	1438	110	1438	
231 HONG KONG			5071	67410	
304 ARGENTINA			6969	160700	
354 NETHRLNDS	452	6567	564	7981	
362 PARAGUAY			4622	62699	
400 U STATES	4	163	32	1054	
	566	8168	17368	301282	
COCOANUT OIL NOT EDIBLE	CWT				1603
100 U KINGDOM			68220	848691	
217 CEYLON	2468	29405	64980	710717	
218 MALAYA	18749	216592	26855	308074	
234 AUSTRALIA			58742	655887	
400 U STATES	9	201	33	811	
	21226	246198	218830	2524180	
COTTON SEED OIL NOT EDIBLE	CWT				1605
323 EL SALVD			552	5797	
400 U STATES	14901	171717	133280	1742889	
	14901	171717	133832	1748686	
ESSENTIAL OIL N O P	LB				1606
100 U KINGDOM	24630	12908	121847	116064	
215 INDIA	1200	974	2320	2031	
217 CEYLON			1600	914	
221 B GUIANA			1855	11941	
224 JAMAICA			490	822	
225 TRINIDAD			1972	12761	
228 LEEW WIND	215	1504	215	1504	
231 HONG KONG			43000	83354	
234 AUSTRALIA			1136	1601	
309 BRAZIL	2205	851	4485	2162	
312 CHILE			13	816	
313 CHINA			18531	34372	
316 CUBA			2912	72291	
327 FRANCE	87	4707	8359	41707	
335 GERMANY W	4224	2052	18683	11691	
338 HAITI			386	2917	
344 ITALY			729	8695	
352 MEXICO	75	277	2974	16263	
354 NETHRLNDS	9119	5688	20784	13971	
362 PARAGUAY			500	970	
363 PERU	50	96	450	945	
372 SPAIN			400	462	
376 SWITZRLND	148	2187	2201	29018	
400 U STATES	90975	259373	660839	1953785	
	132928	290617	916680	2421057	
EUCALYPTUS OIL	LB				1607
234 AUSTRALIA			2000	1496	
366 PORTUGAL	2094	995	5864	2734	
400 U STATES			1200	692	
	2094	995	9064	4922	
FLAXSEED OR LINSEED OIL	CWT				1608
400 U STATES	143	3138	968	18731	
	143	3138	968	18731	
FOOTS OF COTTON SEED OR OLIVES	CWT				1609
400 U STATES	9	211	46	755	
	9	211	46	755	
OLIVE OIL FOR MANUFACTURING	CWT				1610
400 U STATES			48	1085	
			48	1085	
PALM AND PALM KERNEL OIL	CWT				1611
100 U KINGDOM	14342	171770	22570	283061	
211 NIGERIA	6813	61166	6813	61166	
218 MALAYA	10204	98045	183329	1818872	
307 BEL CONGO	2619	24362	5022	47112	
354 NETHRLNDS	2581	43110	5237	88073	
400 U STATES	1512	19193	6031	75339	
	38071	417646	229002	2373623	
PEANUT OIL	CWT				1613
100 U KINGDOM	28567	359363	105403	1442203	
400 U STATES			992	20752	
	28567	359363	106395	1462955	
PEPPERMINT OIL	LB				1614
100 U KINGDOM			15	164	
400 U STATES	5470	26840	50112	245133	
	5470	26840	50127	245297	
RESIN OIL	CWT				1617
400 U STATES	722	3893	4236	23717	
	722	3893	4236	23717	
SESAME SEED OIL	CWT				1618
231 HONG KONG	9	424	36	1294	
347 JAPAN			5	214	
400 U STATES	4	157	256	7904	
	13	581	297	9412	
SOYA BEAN OIL FOR MANUFACTURE	CWT				1619
400 U STATES	6243	75542	36095	460215	
	6243	75542	36095	460215	
VEGETABLE OIL N O P NOT EDIBLE	CWT				1620
100 U KINGDOM	4147	53021	4547	58640	
207 UN SO AFR			266	3785	
354 NETHRLNDS			2758	37349	

IMPORTS INTO CANADA FOR CONSUMPTION

Articles and Countries from which Imported	MONTH OF JULY 1958		SEVEN MONTHS ENDED JULY 1958		Class Number
	Quantities	Values (\$)	Quantities	Values (\$)	
400 U STATES	14101	193719	96195	1395698	
RAPE SEED OIL	18248	246740	103766	1495472	1621
100 U KINGDOM	CWT 40	840	120	2552	
CASHEW NUT SHELL OIL	40	840	120	2552	1622
400 U STATES			470	7452	
OITICICA OIL			470	7452	1623
309 BRAZIL			605	9963	
SUNFLOWER SEED OIL			605	9963	1624
VEGETABLE OILS FOR TEXTILES					
100 U KINGDOM	CWT 15	1284	217	3134	1625
376 SWITZRLND	3	301	4	418	
400 U STATES	2028	41341	15363	321955	
	2046	42926	15584	325507	
LEMON OIL AND ORANGE OIL					
100 U KINGDOM	LB 143	157	1234	1554	1626
220 BERMUDA			5320	48995	
222 B HOND	3004	4096	3504	5204	
224 JAMAICA			12036	18181	
304 ARGENTINA			25	133	
335 GERMANY W			66	349	
344 ITALY	500	3267	5233	24536	
354 NETHRLNDS	5014	17852	5214	18392	
360 ISRAEL			550	679	
376 SWITZRLND	35	728	112	2053	
400 U STATES	22034	73293	89751	235000	
	30730	99393	123045	355076	
SPEARMINT OIL					
400 U STATES	LB 2100	8998	19122	83852	1627
	2100	8998	19122	83852	
ROSE BUSHES NOP					
100 U KINGDOM	NO		24721	12254	1646
306 BELGIUM			31760	5211	
318 DENMARK			126837	22866	
327 FRANCE			620	172	
335 GERMANY W			13293	3710	
354 NETHRLNDS	1250	154	584373	134351	
375 SWEDEN			1200	288	
400 U STATES	450	150	940644	414590	
	1700	304	1723448	593442	
BUSHES ROOTS AND VINES N O P					
327 FRANCE	NO		20800	1942	1647
335 GERMANY W			820	121	
354 NETHRLNDS			6940	1671	
400 U STATES			1495887	60029	
			1524447	63763	
APPLE TREES N O P					
318 DENMARK	NO		100	70	1651
354 NETHRLNDS			859	659	
400 U STATES			14461	13217	
			15420	13946	
PEACH TREES AND JUNE BUDS NOP					
400 U STATES	NO		59570	31721	1653
			59570	31721	
FRUIT TREES N O P					
318 DENMARK	NO		200	135	1657
354 NETHRLNDS			780	455	
400 U STATES			35031	26183	
			36011	26773	
AZALEAS RHODODENDRONS ETC					
100 U KINGDOM				2639	1662
227 BAHAMAS				100	
231 HONG KONG				946	
306 BELGIUM				48100	
318 DENMARK				1977	
327 FRANCE				685	
335 GERMANY W				632	
347 JAPAN				2275	
354 NETHRLNDS		55		123201	
384 P RICO		104		4782	
400 U STATES		119256		481840	
		119415		667177	
PALMS FERNS FICUS CANNAS ETC					
100 U KINGDOM				249	1663
306 BELGIUM				1875	
347 JAPAN				105	
354 NETHRLNDS				23104	
400 U STATES		783		13367	
		783		38700	
TULIP BULBS					
354 NETHRLNDS				460	1664
				460	
GLADIOLI BULBS					
347 JAPAN				4202	1665
354 NETHRLNDS		256		82590	
400 U STATES				18215	
		256		105007	
FLOWERS AND FOLIAGE CUT					
100 U KINGDOM				3488	1666
220 BERMUDA				1870	
225 TRINIDAD				143	
231 HONG KONG				832	

IMPORTS INTO CANADA FOR CONSUMPTION

Articles and Countries from which Imported	MONTH OF JULY 1958		SEVEN MONTHS ENDED JULY 1958		Class Number	
	Quantities	Values (\$)	Quantities	Values (\$)		
234 AUSTRALIA		151		204		
327 FRANCE				755		
335 GERMANY W				448		
344 ITALY		825		6958		
347 JAPAN		364		364		
352 MEXICO		741		14842		
354 NETHRLNDS				1286		
383 HAWAII				558		
400 U STATES		63308		1030514		
TREES SEEDLING STOCK		65389		1062262		
100 U KINGDOM				2419	1668	
306 BELGIUM				4508		
318 DENMARK				1564		
327 FRANCE				7628		
354 NETHRLNDS		260		41890		
400 U STATES				15977		
FLOREST OR NURSERY STOCK N O P		260		73986		
100 U KINGDOM		81		2230	1669	
306 BELGIUM				16622		
318 DENMARK				18526		
327 FRANCE				3956		
335 GERMANY W				10889		
347 JAPAN				311		
354 NETHRLNDS				646983		
384 P RICO		286		286		
400 U STATES		34325		635194		
LATEX NATURAL		34692		1334997		
218 MALAYA	LB	145989	51293	843859	297286	1678
400 U STATES		674962	211991	3701854	1227594	
LATEX SYNTHETIC		820951	263284	4545713	1524880	
335 GERMANY W	LB			250	77	1679
400 U STATES		472014	166276	3197016	1139579	
BALATA CRUDE		472014	166276	3197266	1139656	
309 BRAZIL	LB			6012	2456	1681
GUTTA PERCHA UNMANUFACTURED				6012	2456	
400 U STATES	LB			9958	33255	1682
RUBBER CRUDE CAOUTCHOUC				9958	33255	
100 U KINGDOM	LB	11358	2870	40852	10412	1683
217 CEYLON		558738	112192	5608505	1223324	
218 MALAYA		3353843	630815	26579091	5822998	
350 LIBERIA		187040	42125	187040	42125	
355 INDONESIA				269208	59817	
371 THAILAND		67200	12510	537600	105417	
400 U STATES		158017	35128	1905885	456573	
COMB BLANKS OF HARD RUBBER		4336196	835640	35128181	7720666	
305 AUSTRIA					406	1684
335 GERMANY W					588	
400 U STATES					626	
RUBBER POWDERED WASTE OR JUNK					1620	
100 U KINGDOM	CWT			1038	7615	1687
376 SWITZRLND		2	254	2	254	
400 U STATES		2615	21659	16425	137476	
RUBBER RECOVERED		2617	21913	17465	145345	
100 U KINGDOM	CWT	1350	11588	4788	38778	1688
400 U STATES		19865	202613	121374	1264045	
RUBBER SUBSTITUTE OR SYNTHETIC		21215	214201	126162	1302823	
354 NETHRLNDS	CWT			19	297	1689
400 U STATES		20444	513160	113793	3155319	
RUBBER THREAD NOT COVERED		20444	513160	113812	3155616	
100 U KINGDOM	LB			7303	9934	1690
400 U STATES		25398	36686	172282	264167	
HARD RUBBER STRIP SHEET ROD		25398	36686	179585	274101	
100 U KINGDOM	LB	327	207	16341	5454	1691
335 GERMANY W		500	127	500	127	
400 U STATES		306	910	7901	14709	
FOAM RUBBER SHEETING		1133	1244	24742	20290	
100 U KINGDOM					17170	1697
400 U STATES		4110			89545	
RUBBER SHEETING N O P		4110			106715	
100 U KINGDOM		3470			13879	1698
218 MALAYA		7266			91020	
335 GERMANY W		1390			4178	
354 NETHRLNDS					366	
400 U STATES		16146			145255	
CONVEYOR BELTING OF RUBBER		28272			254698	
100 U KINGDOM		17575			195931	1699
335 GERMANY W					2595	
347 JAPAN		4044			4375	
400 U STATES		18765			96218	
		40384			299119	

IMPORTS INTO CANADA FOR CONSUMPTION

Articles and Countries from which Imported	MONTH OF JULY 1958		SEVEN MONTHS ENDED JULY 1958		Class Number
	Quantities	Values (\$)	Quantities	Values (\$)	
BELTING RUBBER N O P					1701
100 U KINGDOM		23739		33280	
335 GERMANY W		233		800	
347 JAPAN				1762	
375 SWEDEN		991		3260	
400 U STATES		18279		199518	
		43242		238620	
CANVAS SHOES RUBBER SOLES	PAIR				1702
100 U KINGDOM	1007	1862	80567	50797	
215 INDIA	44080	23663	383980	183082	
231 HONG KONG	110650	53429	1298330	583222	
313 CHINA			16900	8208	
317 CZECHO S	6000	4491	38730	23804	
335 GERMANY W	240	310	1149	1763	
344 ITALY			1712	3368	
347 JAPAN	37512	16962	334638	134428	
400 U STATES	1221	1582	11593	13593	
	200710	102299	2167599	1002265	
BOOTS AND SHOES RUBBER N O P	PAIR				1703
100 U KINGDOM	46016	72965	234624	345681	
218 MALAYA			2400	1001	
231 HONG KONG	120	179	19008	9779	
317 CZECHO S	11605	11459	120283	117996	
327 FRANCE			2439	9557	
335 GERMANY W			2454	5152	
347 JAPAN	44240	27794	151128	98682	
400 U STATES	1224	2249	9894	21360	
	103205	114646	542230	609208	
CEMENT RUBBER					1704
100 U KINGDOM		150		4325	
335 GERMANY W		72		2983	
376 SWITZRLND				127	
400 U STATES		59103		484466	
		59325		491901	
CLOTHING RUBBER N O P					1705
100 U KINGDOM		3017		21593	
231 HONG KONG		35414		151320	
306 BELGIUM				207	
347 JAPAN		50540		81189	
359 NORWAY		2651		13135	
360 ISRAEL				2006	
400 U STATES		8921		56142	
		100543		325592	
GLOVES RUBBER	DZ PR				1706
100 U KINGDOM	3768	12657	12732	44565	
234 AUSTRALIA	1000	2319	2432	6300	
317 CZECHO S	120	174	408	579	
335 GERMANY W	29	165	150	612	
347 JAPAN			1052	2190	
400 U STATES	5087	23864	51159	252102	
	10004	39179	67933	306348	
GOLF BALLS	D0Z				1707
100 U KINGDOM	4163	10307	65898	176205	
347 JAPAN	2340	5858	9455	23601	
376 SWITZRLND			60	284	
400 U STATES	3343	17342	38291	171546	
	9846	33507	113704	371636	
HEELS RUBBER	PAIR				1708
100 U KINGDOM	9600	1074	32950	5006	
231 HONG KONG			49800	5731	
400 U STATES	155898	15485	886152	103491	
	165498	16559	968902	114228	
HOSE RUBBER OR RUBBER LINED					1709
100 U KINGDOM		13622		115563	
318 DENMARK				4117	
335 GERMANY W		1190		7854	
347 JAPAN				4229	
354 NETHRLNDS				762	
375 SWEDEN				361	
381 ALASKA				78	
400 U STATES		153784		1128865	
		168596		1261829	
WATER BOTTLES RUBBER					1710
100 U KINGDOM		4367		16358	
305 AUSTRIA				190	
317 CZECHO S				2669	
335 GERMANY W				635	
400 U STATES				8742	
		4367		28594	
MATERIALS FOR SEALING COMPOUND					1711
400 U STATES		9986		92019	
		9986		92019	
MATS AND MATTING RUBBER					1712
100 U KINGDOM		917		7675	
335 GERMANY W				9770	
344 ITALY		96		210	
354 NETHRLNDS		1702		12030	
400 U STATES		110683		802502	
		113398		832187	
PACKING RUBBER					1713
100 U KINGDOM		1733		14530	
335 GERMANY W				1762	
375 SWEDEN				831	
400 U STATES		27694		165323	
		29427		182446	

IMPORTS INTO CANADA FOR CONSUMPTION

Articles and Countries from which Imported	MONTH OF JULY 1958		SEVEN MONTHS ENDED JULY 1958		Class Number
	Quantities	Values (\$)	Quantities	Values (\$)	
RAINCOATS RUBBER 100 U KINGDOM	NO		230	1871	1714
			230	1871	
TIRES BICYCLE AND MOTORCYCLE 100 U KINGDOM	NO	6508	47769	51458	1715
306 BELGIUM		5618	21929	13594	
317 CZECHOS			5480	3901	
327 FRANCE			6590	4027	
335 GERMANY W	7397	4929	58954	38041	
344 ITALY			549	1218	
347 JAPAN			4825	2432	
354 NETHRLNDS	19299	11223	117397	70626	
375 SWEDEN	2025	1428	18550	16110	
400 U STATES	634	972	10909	14013	
	41481	27686	292952	215420	
TIRE CASINGS N O P 100 U KINGDOM	NO	2487	8789	117406	1716
327 FRANCE		2770	6255	353604	
335 GERMANY W		151	847	14872	
344 ITALY		179	183	2375	
347 JAPAN		191	1377	64045	
359 NORWAY			100	310	
375 SWEDEN	4500	9322	14262	29801	
381 ALASKA			2	195	
400 U STATES	8177	474131	47571	2294379	
	18455	667304	79386	2876987	
TIRES INNER TUBES N O P 100 U KINGDOM	NO	1807	6330	11467	1717
327 FRANCE		2016	4503	16645	
335 GERMANY W		30	209	593	
347 JAPAN			280	1023	
359 NORWAY			100	88	
375 SWEDEN	4500	2457	16289	8841	
400 U STATES	3272	15273	49397	134556	
	11625	27420	77108	173213	
TIRES SOLID AUTOMOBILE 400 U STATES	NO	63	1175	28410	1718
		63	1175	28410	
TIRES SOLID RUBBER N O P 100 U KINGDOM		5079		45105	1719
400 U STATES		16712		168169	
		21791		213274	
MANUFACTURES OF RUBBER N O P 100 U KINGDOM		20313		168228	1720
231 HONG KONG				276	
305 AUSTRIA				652	
317 CZECHOS		255		3671	
318 DENMARK		1576		1846	
327 FRANCE		2379		11112	
335 GERMANY W		4393		33191	
344 ITALY		4884		13845	
347 JAPAN		9157		30033	
354 NETHRLNDS		144		1414	
375 SWEDEN				507	
376 SWITZRLND		60		860	
400 U STATES		381197		3004856	
		424358		3270491	
TIRES INNER TUBES BICYCLE 100 U KINGDOM	NO	5203	29844	12077	1721
306 BELGIUM		4025	14036	3762	
317 CZECHOS			7800	1691	
335 GERMANY W	10346	2605	63730	17431	
347 JAPAN			2900	587	
354 NETHRLNDS	11220	2986	125318	34577	
375 SWEDEN	1950	659	16020	5597	
400 U STATES	648	416	1584	1095	
	33392	9491	261232	76817	
GASKETS AND WASHERS RUBBER 100 U KINGDOM		2383		6804	1722
306 BELGIUM		2094		2094	
335 GERMANY W				166	
344 ITALY		213		1391	
347 JAPAN				81	
375 SWEDEN				312	
400 U STATES		97930		644740	
		102620		655588	
DRUGGISTS SUNDRIES RUBBER 100 U KINGDOM		11039		40448	1723
305 AUSTRIA				209	
317 CZECHOS		81		1620	
335 GERMANY W		1745		8453	
347 JAPAN		109		1992	
354 NETHRLNDS				940	
400 U STATES		66798		649665	
		79772		703327	
TIRE REPAIR MATERIAL OF RUBBER 100 U KINGDOM		739		7807	1724
327 FRANCE				453	
335 GERMANY W		3825		55469	
400 U STATES		45337		366558	
		49901		430287	
NURSING NIPPLES RUBBER 100 U KINGDOM	GROSS		750	2500	1725
400 U STATES		963	7507	61535	
		963	8257	64035	

IMPORTS INTO CANADA FOR CONSUMPTION

Articles and Countries from which Imported	MONTH OF JULY 1958		SEVEN MONTHS ENDED JULY 1958		Class Number
	Quantities	Values (\$)	Quantities	Values (\$)	
FLOORING AND TILE OF RUBBER	SQ YD				1726
100 U KINGDOM			602	1417	
317 CZECHO S	278	439	445	704	
327 FRANCE	201	585	1489	3743	
400 U STATES	7871	14154	70779	123606	
	8350	15188	73315	129470	
V BELTS CHIEFLY OF RUBBER					1727
100 U KINGDOM		5028		40955	
305 AUSTRIA				153	
335 GERMANY W		2191		5866	
344 ITALY		204		204	
347 JAPAN		1507		7312	
354 NETHRLNDS				1504	
375 SWEDEN		1187		5741	
376 SWITZRLND				76	
400 U STATES		52193		474226	
		62310		536037	
SOLES SOLING MATERIALS RUBBER					1728
100 U KINGDOM		307		3697	
217 CEYLON		2393		9702	
218 MALAYA				2903	
335 GERMANY W				392	
344 ITALY				129	
354 NETHRLNDS				548	
400 U STATES		37371		300734	
		40071		318105	
AUTOMOTIVE PARTS OF RUBBER NOP					1729
100 U KINGDOM		1508		9090	
327 FRANCE				282	
335 GERMANY W		222		5387	
344 ITALY				306	
400 U STATES		95530		1052678	
		97260		1067743	
WEATHERSTRIPPING OF RUBBER					1730
100 U KINGDOM		2991		8499	
335 GERMANY W				7742	
400 U STATES		66351		596292	
		69342		612533	
TIRES PNEUM USED EXCEPT SCRAP	NO				1731
100 U KINGDOM	7	95	7	95	
347 JAPAN			39	357	
381 ALASKA	209	1043	212	1243	
400 U STATES	8148	39054	39125	164120	
	8364	40192	39383	165815	
TIRES TRACTOR AND IMPLEMENT	NO				1732
100 U KINGDOM	4	6B	129	2324	
375 SWEDEN			1653	4258	
400 U STATES	4040	164491	32795	1251165	
	4044	164559	34577	1257747	
ANNATTO SEED	LB				1741
321 ECUADOR			4380	1059	
400 U STATES	5214	1034	15699	3475	
	5214	1034	20079	4534	
SUGAR BEET SEED	LB				1744
317 CZECHO S			400	90	
400 U STATES			168855	32075	
			169255	32165	
SEEDS FOR BLENDING	LB				1746
215 INDIA			20980	3515	
304 ARGENTINA			323671	15863	
327 FRANCE			4558	980	
335 GERMANY W			9972	488	
353 MOROCCO	66115	2690	99115	4157	
354 NETHRLNDS			59200	2347	
372 SPAIN			17814	1676	
400 U STATES			57520	5740	
	66115	2690	592830	34766	
CLOVER SEED	LB				1750
100 U KINGDOM	73737	18216	149213	32080	
236 NEW ZEAL			73095	25597	
318 DENMARK			22246	12426	
326 FINLAND			88	71	
327 FRANCE			9872	537	
340 HUNGARY			73497	36796	
354 NETHRLNDS			110	62	
359 NORWAY			1500	944	
400 U STATES	8511	2448	5364374	1813555	
	82248	20664	5693995	1927068	
FLAX SEED	BUSH				1751
400 U STATES			4830	21640	
			4830	21640	
BENT GRASS SEED	LB				1753
236 NEW ZEAL			24788	10540	
318 DENMARK			2156	1399	
335 GERMANY W			2200	1380	
354 NETHRLNDS			7556	5131	
400 U STATES	11600	6167	506816	129980	
	11600	6167	543516	148430	
GRASS SEED TIMOTHY	LB				1754
100 U KINGDOM			400	247	
354 NETHRLNDS			541	453	
400 U STATES	120550	12967	1036548	108838	
	120550	12967	1037489	109538	
GRASS SEED N O P	LB				1755
100 U KINGDOM	5025	1796	49617	13975	
234 AUSTRALIA			40404	2286	

IMPORTS INTO CANADA FOR CONSUMPTION

Articles and Countries from which Imported	MONTH OF JULY 1958		SEVEN MONTHS ENDED JULY 1958		Class Number
	Quantities	Values (\$)	Quantities	Values (\$)	
236 NEW ZEAL			20167	4899	
318 DENMARK			612761	139655	
335 GERMANY W	57565	2763	57565	2763	
354 NETHRLNDS			69429	17457	
400 U STATES	76212	26616	4613118	796177	
	138802	31175	5463061	977212	
MILLET AND RAPE SEED	LB				1756
100 U KINGDOM			10599	1134	
234 AUSTRALIA			90840	4559	
304 ARGENTINA	55116	1628	161025	4152	
306 BELGIUM			2204	157	
327 FRANCE	1100	173	8615	1750	
335 GERMANY W	26027	1089	43538	2411	
354 NETHRLNDS			3000	203	
400 U STATES	166785	6644	631690	26679	
	249028	9534	951511	41045	
MUSHROOM SPAWN					1757
100 U KINGDOM				83	
400 U STATES		4307		45587	
		4307		45670	
SEED BEANS AND SEED PEAS	LB				1758
100 U KINGDOM			11580	1240	
203 B E AFR			53225	3658	
236 NEW ZEAL	6753	436	31755	2015	
306 BELGIUM			7507	272	
354 NETHRLNDS			11969	1938	
400 U STATES	16400	1656	5546368	655190	
	23153	2092	5662404	664213	
SEED POTATOES	CWT				1759
400 U STATES			26611	80556	
			26611	80556	
SEEDS 5 DOLLARS OR OVER PER LB					1762
100 U KINGDOM				4321	
318 DENMARK				1332	
327 FRANCE				389	
335 GERMANY W				349	
354 NETHRLNDS				5371	
400 U STATES		3693		40501	
		3693		52263	
GARDEN FIELD ROOT SEEDS N O P					1766
100 U KINGDOM		524		12335	
215 INDIA		198		4294	
231 HONG KONG		9669		37700	
306 BELGIUM				1910	
318 DENMARK				4176	
327 FRANCE				584	
335 GERMANY W				943	
344 ITALY		2255		4533	
347 JAPAN		85		798	
352 MEXICO		8329		15849	
354 NETHRLNDS		3118		42184	
358 NICARAGUA				26751	
400 U STATES		9312		325618	
		33490		477675	
TOBACCO TURKISH UNSTEMMED	LB				1776
336 GREECE	3902	3852	30052	29662	
379 TURKEY	25254	20299	162274	132572	
400 U STATES			6069	4778	
	29156	24151	198395	167012	
TOBACCO FLUE CURED UNSTEMMED	LB				1778
100 U KINGDOM	13150	9838	116777	81348	
205 RHOD NYAS	10768	5533	65903	34142	
347 JAPAN			6418	2159	
400 U STATES	5322	5076	20874	19406	
	29240	20447	209972	137055	
CIGAR LEAF UNSTEMMED	LB				1779
309 BRAZIL			1379	830	
316 CUBA	1828	8024	25739	49880	
400 U STATES	53635	153633	383383	1135664	
	55463	161657	410501	1186374	
TOBACCO N O P UNSTEMMED	LB				1780
347 JAPAN			5750	1646	
392 SYRIA			41082	17027	
400 U STATES	262	99	4860	1841	
	262	99	51692	20514	
CIGAR LEAF STEMMED	LB				1782
316 CUBA	17382	23425	217889	272009	
400 U STATES	31113	23770	163109	95757	
	48495	47195	380998	367766	
TOBACCO N O P STEMMED	LB				1783
100 U KINGDOM			58613	38309	
205 RHOD NYAS	75522	41999	400801	221671	
400 U STATES			1401	1710	
	75522	41999	460815	261690	
CIGARS	LB				1784
224 JAMAICA	11	111	130	1442	
316 CUBA	1044	9193	5628	51122	
318 DENMARK			139	783	
335 GERMANY W	206	453	1339	3616	
354 NETHRLNDS	1802	6488	20209	69047	
376 SWITZRLND	113	359	292	853	
400 U STATES	5198	12624	24751	62971	
	8374	29228	52488	189834	
CIGARETTES	LB				1785
100 U KINGDOM	2392	4536	28780	51663	
327 FRANCE	323	409	2350	3846	

IMPORTS INTO CANADA FOR CONSUMPTION

Articles and Countries from which Imported	MONTH OF JULY 1958		SEVEN MONTHS ENDED JULY 1958		Class Number
	Quantities	Values (\$)	Quantities	Values (\$)	
335 GERMANY W	255	385	662	1006	
344 ITALY			919	1073	
354 NETHRLNDS			301	163	
400 U STATES	60394	110930	293679	552918	
TOBACCO CUT	63364	116260	326691	610669	
	LB				1787
100 U KINGDOM	7748	16734	61420	128223	
231 HONG KONG	200	287	900	1274	
327 FRANCE			25	120	
354 NETHRLNDS	10292	8560	95545	74587	
400 U STATES	23462	38666	136573	222506	
TOBACCO MANUFACTURED N O P	41709	64247	294463	426710	
	LB				1788
100 U KINGDOM			8783	10715	
359 NORWAY			88	122	
400 U STATES	4075	5230	17657	19026	
LOCUST BEANS LOCUST BEAN MEAL	4075	5230	26528	29363	
400 U STATES	2500	283	11050	1959	
LOCUST BEANS LOCUST BEAN MEAL	2500	283	11050	1959	
400 U STATES					1811
BROOM CORN					
	CWT				1813
340 HUNGARY			620	6479	
344 ITALY			3760	49648	
388 YUGO SLAV			5903	56644	
400 U STATES	564	8367	15994	233426	
CATTLE FOOD WITH MOLASSES	564	8367	26277	346197	
400 U STATES		5325		36856	
DRUGS CRUDE BARKS FLOWERS		5325		36856	
					1816
100 U KINGDDM		393		3828	
203 B E AFR				552	
207 UN SO AFR				6971	
215 INDIA		452		1595	
217 CEYLON		2014		2014	
224 JAMAICA		1164		2123	
225 TRINIDAD				1050	
231 HONG KONG		1878		31898	
304 ARGENTINA				215	
306 BELGIUM				1451	
307 BEL CONGO				344	
309 BRAZIL				63	
312 CHILE		104		104	
327 FRANCE		228		2175	
335 GERMANY W				4771	
336 GREECE		238		238	
339 HONDURAS				1770	
344 ITALY				79	
355 INDONESIA				152	
363 PERU		279		554	
388 YUGO SLAV		274		274	
400 U STATES		5000		75175	
HAY AND STRAW		12024		137396	
	TON				1818
400 U STATES	3028	65080	15759	339469	
MUCILAGE AND VEGETABLE GLUE	3028	65080	15759	339469	
	LB				1824
100 U KINGDOM	6783	895	23404	3362	
318 DENMARK			250	99	
400 U STATES	33528	7142	178406	42339	
PALM LEAF UNMANUFACTURED	40311	8037	202060	45800	
400 U STATES				38484	
ROOTS MEDICINAL ALKANET JALAP				38484	
					1827
231 HONG KONG		96		4553	
306 BELGIUM				91	
327 FRANCE		727		3024	
354 NETHRLNDS				389	
400 U STATES		290		6873	
STARCH AND PREPARATIONS N O P		1113		14930	
	LB				1828
100 U KINGDOM			2600	400	
231 HONG KONG	1000	149	15960	2122	
335 GERMANY W	2205	364	7754	1689	
354 NETHRLNDS	39862	3872	154362	16245	
400 U STATES	986150	92333	5767324	603432	
STARCH POTATO POTATO FLOUR	1029217	96718	5948000	623888	
	LB				1829
318 DENMARK			20000	1029	
335 GERMANY W			1261	340	
354 NETHRLNDS	4409	488	24787	1726	
400 U STATES	125800	13100	619551	61849	
TAR PINE CRUDE IN BULK	130209	13588	665599	64944	
	GAL				1832
100 U KINGDOM	1037	871	2195	1929	
400 U STATES	21509	8942	123582	51801	
TEASELS	22546	9813	125777	53730	
					1833
100 U KINGDOM				431	
327 FRANCE				608	
400 U STATES				10850	
TURPENTINE RAW OR CRUDE				11889	
	LB				1834
400 U STATES			93263	6232	
			93263	6232	

IMPORTS INTO CANADA FOR CONSUMPTION

Articles and Countries from which Imported	MONTH OF JULY 1958		SEVEN MONTHS ENDED JULY 1958		Class Number
	Quantities	Values (\$)	Quantities	Values (\$)	
TURPENTINE SPIRITS OF	GAL				1835
100 U KINGDOM M			10	52	
231 HONG KONG			30	331	
335 GERMANY W			176	529	
388 YUGO SLAV			30	434	
400 U STATES	150848	99098	806794	562126	
	150848	99098	807040	563472	
VEGETABLE PRODUCTS N O P					1836
100 U KINGDOM M		11884		31052	
225 TRINIDAD				170	
231 HONG KONG		342		5798	
309 BRAZIL				2586	
317 CZECHO S				623	
318 DENMARK		57		57	
321 ECUADOR				1954	
327 FRANCE				300	
335 GERMANY W		743		2679	
338 HAITI				1382	
344 ITALY				5150	
347 JAPAN		145		2105	
352 MEXICO				156	
354 NETHRLNDS		409		1277	
359 NORWAY		844		24091	
372 SPAIN		446		846	
376 SWITZRLND				528	
383 HAWAII		376		1061	
387 VENEZUELA				2216	
388 YUGO SLAV		254		254	
390 GERMANY E		154		154	
400 U STATES		10127		95001	
		25781		179440	
VEGETABLE COLOURING					1839
100 U KINGDOM M				4778	
354 NETHRLNDS		222		222	
400 U STATES		10492		80548	
		10714		85548	
DEXTRINE STARCH MIXTURES N O P	LB				1840
100 U KINGDOM M			438120	34952	
354 NETHRLNDS	235916	15902	952793	66426	
400 U STATES	181750	18443	763927	75509	
	417666	34345	2154840	176887	
DEXTRINE STARCH NOT A PASTE	LB				1841
354 NETHRLNDS			2205	185	
400 U STATES	2320	273	4195	531	
	2320	273	6400	716	
DISTILLERS SOLUBLES	CWT				1842
316 CUBA	50	370	50	370	
400 U STATES	8600	32706	51537	199685	
	8650	33076	51587	200055	
VEGETABLE FLOUR NOP NOT EDIBLE					1843
400 U STATES		31672		270029	
		31672		270029	
VEGETABLE FLAVOURINGS					1845
100 U KINGDOM M		10830		26871	
327 FRANCE		146		15331	
335 GERMANY W		526		3638	
336 GREECE				1502	
344 ITALY				3268	
354 NETHRLNDS		1509		5834	
366 PORTUGAL				168	
372 SPAIN				434	
400 U STATES		68145		373283	
		81156		430329	
SIZING PREPARATIONS N O P	LB				1846
400 U STATES	72269	21481	652457	100465	
	72269	21481	652457	100465	

IMPORTS INTO CANADA FOR CONSUMPTION

Articles and Countries from which Imported	MONTH OF JULY 1958		SEVEN MONTHS ENDED JULY 1958		Class Number
	Quantities	Values (\$)	Quantities	Values (\$)	
<u>GROUP 2</u>					
<u>ANIMALS AND ANIMAL PRODUCTS</u>					
CATTLE PURE BRED	NO				2012
100 U KINGDOM	3	2286	90	46386	
389 IRELAND			11	6348	
400 U STATES	153	74628	1096	566643	
	156	76914	1197	619377	
BABY CHICKS AND TURKEY POULTS	NO				2013
400 U STATES	1052352	194077	3108536	941354	
	1052352	194077	3108536	941354	
DOGS PURE BRED	NO				2014
100 U KINGDOM	35	2920	119	13392	
215 INDIA			1	300	
220 BERMUDA			1	75	
236 NEW ZEAL			1	100	
306 BELGIUM	1	100	1	100	
335 GERMANY W	1	50	7	861	
376 SWITZRLND	1	111	1	111	
381 ALASKA	2	350	3	425	
389 IRELAND			19	576	
400 U STATES	53	4279	301	28794	
	93	7810	453	44734	
HORSES PURE BRED	NO				2018
100 U KINGDOM	21	5576	220	56320	
236 NEW ZEAL			1	20000	
354 NETHRLNDS	28	3700	144	20539	
389 IRELAND	1	1353	1	1353	
400 U STATES	20	19398	177	152546	
	70	30027	543	250756	
SHEEP PURE BRED	NO				2020
400 U STATES	7	424	24	2217	
	7	424	24	2217	
ANIMALS FOR IMP OF STOCK N O P	NO				2021
100 U KINGDOM	44	6636	194	30947	
400 U STATES	451	2930	1602	12083	
	495	9566	1796	43030	
HORSES N O P	NO				2035
100 U KINGDOM	46	5580	418	61111	
335 GERMANY W			1	1001	
400 U STATES	65	9843	626	129967	
	111	15423	1045	192079	
LIVESTOCK N O P	NO				2037
400 U STATES	2097	39879	16971	312530	
	2097	39879	16971	312530	
BEES	PKGS				2041
400 U STATES	177	658	139728	525017	
	177	658	139728	525017	
PIGEONS HOMING AND PHEASANTS					2044
100 U KINGDOM				675	
400 U STATES		432		5756	
		432		6431	
TURTLES					2045
400 U STATES		4216		23314	
		4216		23314	
ALL OTHER ANIMALS LIVING N O P					2046
100 U KINGDOM		17329		31593	
215 INDIA				21176	
216 PAKISTAN				28789	
218 MALAYA				28792	
234 AUSTRALIA				168	
304 ARGENTINA				750	
306 BELGIUM		90		1965	
314 COLOMBIA				102	
325 ETHIOPIA				10654	
327 FRANCE		500		1655	
335 GERMANY W				2161	
347 JAPAN				1129	
354 NETHRLNDS		369		8477	
363 PERU				92	
366 PORTUGAL		60		121	
381 ALASKA				50	
400 U STATES		44857		243603	
		63205		381277	
MINK	NO				2047
100 U KINGDOM			2	180	
400 U STATES			1125	113338	
			1127	113518	
BONES CRUDE	CWT				2051
215 INDIA			22	600	
231 HONG KONG			1	78	
347 JAPAN			38	1991	
400 U STATES	140	1622	3259	23307	
	140	1622	3320	25976	
BONE DUST CHARRED BONE	CWT				2052
100 U KINGDOM	6230	14986	30242	95973	
400 U STATES	483	7288	4346	61798	
	6713	22274	34588	157771	
BONE PITCH CRUDE ONLY	CWT				2053
400 U STATES			2759	17695	
			2759	17695	

IMPORTS INTO CANADA FOR CONSUMPTION

Articles and Countries from which Imported	MONTH OF JULY 1958		SEVEN MONTHS ENDED JULY 1958		Class Number
	Quantities	Values (\$)	Quantities	Values (\$)	
CHARCOAL ANIMAL FOR SUGAR 100 U KINGDOM	CWT 2269	20414	7404	66822	2054
IVORY AND MANUFACTURES	2269	20414	7404	66822	2063
100 U KINGDOM				851	
215 INDIA		110		180	
231 HONG KONG				814	
347 JAPAN				200	
381 ALASKA				91	
383 HAWAII				400	
400 U STATES		121		1912	
BUTTON BLANKS OF SHELL ROUGH 347 JAPAN		231		4448	2071
SHELLS AND FOSSILS N O P				719	2073
100 U KINGDOM				8398	
327 FRANCE		338		795	
335 GERMANY W		467		1562	
344 ITALY				103	
347 JAPAN				1680	
354 NETHRLNDS				520	
383 HAWAII				51	
400 U STATES		802		15466	
OYSTER SHELLS CRUSHED OR NOT 400 U STATES	CWT 39718	30002	444347	305317	2075
FEATHERS NATURAL	39718	30002	444347	305317	2081
100 U KINGDOM				3074	
231 HONG KONG		12074		36092	
306 BELGIUM				5394	
313 CHINA		248		352	
318 DENMARK				646	
327 FRANCE				602	
335 GERMANY W				3794	
344 ITALY				902	
365 POLAND				1525	
393 TAIWAN				1960	
400 U STATES		17839		99940	
BADMINTON SHUTTLECOCKS BIRDS 100 U KINGDOM	GROSS 168	1668	454	4260	2083
215 INDIA	80	498	128	982	
216 PAKISTAN	17	180	30	347	
318 DENMARK			82	1973	
335 GERMANY W			39	327	
347 JAPAN			42	241	
376 SWITZRLND			10	260	
400 U STATES	183	5936	569	16071	
MANUFACTURES OF FEATHERS N O P	448	8282	1354	24461	2084
100 U KINGDOM		116		2231	
207 UN SO AFR				451	
215 INDIA				474	
231 HONG KONG				154	
327 FRANCE		4594		15870	
335 GERMANY W		868		7924	
347 JAPAN		76		390	
390 GERMANY E				1185	
400 U STATES		3042		21478	
FEATHERBONE COILS		8696		50157	2085
400 U STATES		1355		9185	
QUILLS NATURAL OR UNPLUMED		1355		9185	2086
231 HONG KONG		1269		1269	
304 ARGENTINA				1755	
318 DENMARK				2640	
327 FRANCE				1000	
365 POLAND				2488	
400 U STATES		646		16110	
COD HADDOCK POLLDOCK FRESH 100 U KINGDOM	LB		3375	678	2091
400 U STATES	33150	6865	248471	44321	
HALIBUT FRESH	33150	6865	251846	44999	2092
381 ALASKA			194876	34180	
400 U STATES	5413	936	537516	115333	
FISH LIVERS	5413	936	732392	149513	2093
381 ALASKA			2880	720	
400 U STATES	11306	1782	45563	6788	
HERRINGS FRESH	11306	1782	48443	7508	2094
100 U KINGDOM			9968	1006	
400 U STATES	3330200	55585	8839100	159067	
LIVE FISH AND EGGS PROPAGATING 400 U STATES	3330200	55585	8849068	160073	2095
LOBSTERS FRESH OR BOILED		930		28862	2096
316 CUBA		930		28862	
400 U STATES	3350	3472	74773	53328	
	3350	3472	74773	54652	

IMPORTS INTO CANADA FOR CONSUMPTION

Articles and Countries from which Imported	MONTH OF JULY 1958		SEVEN MONTHS ENDED JULY 1958		Class Number
	Quantities	Values (\$)	Quantities	Values (\$)	
327 FRANCE	1406	1365	2393	1831	
335 GERMANY W	750	326	3994	1535	
344 ITALY			604	650	
353 MOROCCO			46907	15396	
359 NORWAY	161042	105209	656961	429172	
366 PORTUGAL	56527	28145	335293	162879	
372 SPAIN	1462	900	4126	2050	
375 SWEDEN	2620	1579	8889	5331	
388 YUGO SLAV			13204	7975	
400 U STATES	367	383	15432	10570	
	252036	145100	1148255	659121	
TUNA FISH CANNED	LB				2143
347 JAPAN	158628	55171	1656970	477691	
366 PORTUGAL	1594	1218	4014	3351	
	160222	56389	1660984	481042	
FISH PRESERVED IN OIL N O P					2144
231 HONG KONG		3701		9916	
318 DENMARK		2273		6794	
327 FRANCE		280		1788	
335 GERMANY W		4664		9918	
344 ITALY				1325	
347 JAPAN		496		5290	
354 NETHRLNDS		84		84	
359 NORWAY		2268		2422	
363 PERU		3345		145642	
366 PORTUGAL		8390		24173	
400 U STATES				1268	
		25501		208620	
FISH PREPARED OR PRESERVED NOP					2145
100 U KINGDOM		387		10307	
231 HONG KONG		1377		10861	
313 CHINA				623	
318 DENMARK				949	
327 FRANCE		1203		4639	
335 GERMANY W		135		2894	
347 JAPAN		3979		23962	
352 MEXICO				12024	
354 NETHRLNDS				167	
359 NORWAY		464		12631	
366 PORTUGAL				467	
372 SPAIN				122	
375 SWEDEN		103		242	
400 U STATES		5261		112513	
		12909		192401	
HERRINGS CANNED	LB				2146
100 U KINGDOM	16391	3368	79817	16398	
231 HONG KONG	420	212	1272	632	
335 GERMANY W	13932	3755	207302	48023	
354 NETHRLNDS	1611	423	3688	883	
359 NORWAY	882	426	15276	5727	
375 SWEDEN	2077	1023	7844	4147	
400 U STATES	1080	259	2649	949	
	36393	9466	317848	76759	
FISH OFFAL OR REFUSE	CWT				2151
381 ALASKA			290	6670	
400 U STATES	3846	9071	15391	31969	
	3846	9071	15681	38639	
SPONGES OF MARINE PRODUCTION					2152
100 U KINGDOM		936		1239	
306 BELGIUM				1702	
316 CUBA		6562		18689	
336 GREECE		921		27627	
344 ITALY				2054	
379 TURKEY				247	
400 U STATES		501		11535	
		8920		63093	
FISHERY PRODUCTS					2153
100 U KINGDOM				150	
221 B GUIANA		71		71	
225 TRINIDAD				80	
231 HONG KONG		4517		111968	
234 AUSTRALIA				5995	
236 NEW ZEAL				9565	
313 CHINA				357	
316 CUBA				1623	
318 DENMARK				425	
335 GERMANY W		466		3852	
347 JAPAN		1196		25056	
352 MEXICO				51996	
359 NORWAY		2468		3574	
361 PANAMA				9875	
366 PORTUGAL				1353	
375 SWEDEN				150	
400 U STATES		111813		1073160	
		120531		1299250	
FISH MEAL	CWT				2154
FUR SKINS CHINA AND JAP MINK	NO				2155
100 U KINGDOM			5000	6634	
347 JAPAN			200	804	
			5200	7438	
FUR SKINS OPOSSUM UNDRRESSED	NO				2156
400 U STATES			5816	4299	
			5816	4299	

IMPORTS INTO CANADA FOR CONSUMPTION

Articles and Countries from which Imported	MONTH OF JULY 1958		SEVEN MONTHS ENDED JULY 1958		Class Number	
	Quantities	Values (\$)	Quantities	Values (\$)		
FUR SKINS RACCOON UN DRESSED	NO				2157	
400 U STATES	10091	26166	114128	299965		
FUR SKINS SHEEP LAMB UN DRESSED	NO				2158	
100 U KINGDOM			465	1249		
304 ARGENTINA			11240	22102		
312 CHILE			4695	10157		
386 URUGUAY	2400	931	2400	931		
400 U STATES	9500	11231	183015	305195		
	11900	12162	201815	339634		
FUR SKINS MARINE UN DRESSED	NO				2159	
359 NORWAY	2000	6769	2150	7744		
400 U STATES	911	4299	952	4547		
	2911	11068	3102	12291		
FUR SKINS FOX UN DRESSED	NO				2160	
100 U KINGDOM	440	7370	5151	84982		
318 DENMARK			10	172		
359 NORWAY	141	2751	799	14939		
375 SWEDEN			373	6505		
380 USSR			1080	13114		
400 U STATES	575	2742	2566	37940		
	1156	12863	9979	157652		
FUR SKINS KOLINSKY UN DRESSED	NO				2161	
100 U KINGDOM			9170	11214		
313 CHINA	35000	83481	117698	289118		
375 SWEDEN			5200	13408		
380 USSR	2670	3151	2670	3151		
400 U STATES			6600	8409		
	37670	86632	141338	325300		
FUR SKINS MINK UN DRESSED	NO				2162	
100 U KINGDOM	381	5014	15186	180799		
318 DENMARK			1947	36038		
326 FINLAND			681	7018		
359 NORWAY			7070	97120		
375 SWEDEN	433	7803	4749	77683		
380 USSR			960	9323		
400 U STATES	17194	223882	243036	3803546		
	18008	236699	273629	4211527		
FUR SKINS MUSKRAT UN DRESSED	NO				2163	
100 U KINGDOM	8800	7119	13575	10901		
400 U STATES	91990	89295	1226122	1319932		
	100790	96414	1239697	1330833		
FUR SKINS PERSIAN LAMB UN DRESS	NO				2164	
100 U KINGDOM	14831	80375	226086	1448010		
335 GERMANY W			298	2572		
375 SWEDEN	19164	125492	19164	125492		
380 USSR	5732	36307	5732	36307		
400 U STATES	9496	79769	289837	2337687		
	49223	321943	541117	3950068		
FUR SKINS RABBIT UN DRESSED	NO				2165	
327 FRANCE			65400	30563		
335 GERMANY W			5000	2597		
347 JAPAN	5000	2214	55000	25434		
400 U STATES	14335	8387	106223	49102		
	19335	10601	231623	107696		
FUR SKINS SQUIRREL UN DRESSED	NO				2166	
100 U KINGDOM			63230	36650		
400 U STATES			80093	49286		
			143323	85936		
FUR SKINS UN DRESSED N O P	NO				2167	
100 U KINGDOM	18868	36483	69247	108124		
304 ARGENTINA			36	176		
309 BRAZIL			1979	18190		
313 CHINA	105000	122315	191700	220314		
314 COLOMBIA			50	160		
327 FRANCE			9321	13992		
352 MEXICO			1901	2377		
354 NETHRLNDS			1100	1726		
380 USSR	5367	13103	12617	38608		
381 ALASKA			152	2668		
400 U STATES	11377	21970	93803	623436		
	140612	193871	381906	1029771		
ASTRACHAN RUSSIAN HARE DRESSED						2170
RABBIT SKINS DRESSED N O P	DOZ				2172	
306 BELGIUM	917	2200	9581	28810		
313 CHINA			917	3243		
327 FRANCE			13	305		
400 U STATES			241	491		
	917	2200	10752	32849		
FUR SKINS DRESSED N O P					2173	
100 U KINGDOM		13774		223475		
304 ARGENTINA		1123		3202		
335 GERMANY W		2555		26136		
344 ITALY		1000		9460		
359 NORWAY		206		1482		
381 ALASKA				160		
400 U STATES		150925		1331825		
		169583		1595740		
HATTERS FURS NOT ON THE SKIN	LB				2174	
100 U KINGDOM	1200	4020	17458	78154		
234 AUSTRALIA			11000	29001		
306 BELGIUM	4500	8989	54060	104918		
317 CZECHO S			150	293		
327 FRANCE			12295	27611		
335 GERMANY W	4220	9007	25675	53753		

IMPORTS INTO CANADA FOR CONSUMPTION

Articles and Countries from which Imported	MONTH OF JULY 1958		SEVEN MONTHS ENDED JULY 1958		Class Number
	Quantities	Values (\$)	Quantities	Values (\$)	
344 ITALY			600	1756	
372 SPAIN	3450	6063	26800	44718	
400 U STATES	5262	7469	54284	134916	
	18632	35548	202322	475120	
FUR SKINS SHEEP DRESSED					2175
100 U KINGDOM				2885	
327 FRANCE				583	
344 ITALY		89		425	
400 U STATES		13428		70997	
		13517		74890	
MANUFACTURES OF FUR N O P					2181
100 U KINGDOM		2502		27583	
234 AUSTRALIA				267	
236 NEW ZEAL				50	
304 ARGENTINA		458		3825	
327 FRANCE		483		616	
335 GERMANY W		357		800	
336 GREECE				1952	
347 JAPAN				837	
359 NORWAY		239		565	
360 ISRAEL				151	
372 SPAIN				240	
376 SWITZRLND				980	
400 U STATES		37835		279179	
		41874		317045	
BRISTLES ANIMAL					2191
100 U KINGDOM	LB 10185	27310	103737	238123	
335 GERMANY W	45	174	3796	8391	
347 JAPAN			600	764	
354 NETHRLNDS	2555	10343	27793	72821	
400 U STATES	25	139	7475	25134	
	12810	37966	143401	345233	
HAIR UNMANUFACTURED					2192
100 U KINGDOM	LB		4473	11146	
306 BELGIUM			5060	3089	
335 GERMANY W			40	133	
344 ITALY			115	1819	
354 NETHRLNDS			50080	16256	
400 U STATES	126994	45787	859086	260043	
	126994	45787	918854	292486	
HORSE HAIR					2193
100 U KINGDOM	LB 80	83	80	83	
304 ARGENTINA			250	894	
313 CHINA			3333	3497	
400 U STATES	13523	5929	99341	67590	
	13603	6012	103004	72064	
HAIR CURLED DYED					2194
100 U KINGDOM		454		2035	
335 GERMANY W		296		2471	
400 U STATES		849		5525	
		1599		10031	
MANUFACTURES OF HAIR					2195
100 U KINGDOM		2206		8589	
231 HONG KONG				4366	
313 CHINA				2628	
335 GERMANY W		1865		4091	
400 U STATES		1813		13365	
		5884		33039	
HORSE HIDES					2200
100 U KINGDOM	NO		2000	15689	
400 U STATES	190	1094	3535	22548	
	190	1094	5535	38237	
CALF SKINS AND KIPS RAW					2201
100 U KINGDOM	NO		3116	10093	
327 FRANCE	3100	24789	3100	24789	
344 ITALY	3516	24969	3516	24969	
376 SWITZRLND			4836	39755	
400 U STATES	48226	185665	408583	1395665	
	54842	235423	423151	1495271	
CATTLE HIDES RAW					2202
236 NEW ZEAL	NO 1000	6475	2500	16266	
400 U STATES	26031	130146	313200	1650873	
	27031	136621	315700	1667139	
SHEEP SKINS RAW					2203
234 AUSTRALIA	NO		15000	16264	
236 NEW ZEAL			12000	6114	
304 ARGENTINA			4164	1860	
400 U STATES	11979	18163	446511	650108	
	11979	18163	477675	674346	
OTHER HIDES AND SKINS RAW					2204
236 NEW ZEAL	NO		3000	7548	
347 JAPAN			500	537	
359 NORWAY			366	824	
400 U STATES			1802	4296	
			5668	13205	
GOAT SKINS AND KID SKINS RAW					2205
400 U STATES	NO		6599	3118	
			6599	3118	
HIDE SECTIONS OR BELLIES					2206
100 U KINGDOM	NO		2500	11673	
400 U STATES	20052	17166	146898	182063	
	20052	17166	149398	193736	
LEATHER DRESSED KID					2210
100 U KINGDOM		106363		482352	
215 INDIA				2713	
327 FRANCE				99	

IMPORTS INTO CANADA FOR CONSUMPTION

Articles and Countries from which Imported	MONTH OF JULY 1958		SEVEN MONTHS ENDED JULY 1958		Class Number
	Quantities	Values (\$)	Quantities	Values (\$)	
335 GERMANY W		1751		24199	
344 ITALY				1354	
372 SPAIN				6023	
400 U STATES		27007		195930	
		135121		712670	
BELTING LEATHER IN BUTTS					2211
100 U KINGDOM		1636		19281	
234 AUSTRALIA				1496	
327 FRANCE				2177	
335 GERMANY W				178	
389 IRELAND				282	
400 U STATES		13024		43917	
		14660		67331	
LEATHER TANNED N O P					2213
100 U KINGDOM		11100		99218	
215 INDIA				23762	
234 AUSTRALIA				613	
236 NEW ZEAL				1543	
318 DENMARK		2984		2984	
327 FRANCE				4997	
335 GERMANY W		1417		1417	
354 NETHRLNDS				3297	
400 U STATES		8761		57061	
		24262		194892	
LEATHER DRESSED N O P					2215
100 U KINGDOM		80870		556484	
215 INDIA				274	
234 AUSTRALIA				64	
236 NEW ZEAL		99		4950	
305 AUSTRIA		684		2043	
306 BELGIUM		655		4143	
309 BRAZIL				1273	
318 DENMARK				2232	
327 FRANCE		35510		304607	
335 GERMANY W		3340		14153	
344 ITALY				80	
352 MEXICO		1028		1028	
354 NETHRLNDS		714		7620	
376 SWITZRLND				658	
389 IRELAND				6690	
400 U STATES		77576		791427	
		200476		1697726	
CHAMOIS SKIN					2216
100 U KINGDOM		26982		284733	
234 AUSTRALIA				459	
236 NEW ZEAL				156	
400 U STATES				88	
		26982		285436	
PATENT AND UPHOLSTERY LEATHER					2217
100 U KINGDOM				1669	
304 ARGENTINA				738	
400 U STATES		10186		122181	
		10186		124588	
SOLE LEATHER					2218
	LB				
100 U KINGDOM	1972	874	13204	5887	
400 U STATES	2355	1097	77335	33911	
	4327	1971	90539	39798	
SCRAP LEATHER					2219
400 U STATES		1319		40926	
		1319		40926	
PIG MOROCCO ROLLER LEATHERS					2220
100 U KINGDOM		33725		229099	
400 U STATES		1463		41881	
		35188		270980	
LEATHER FROM EAST INDIA KIP					2221
100 U KINGDOM		78808		533346	
400 U STATES				511	
		78808		533857	
LEATHER FOR GLOVES OR CLOTHING					2224
100 U KINGDOM		96881		564591	
318 DENMARK				380	
327 FRANCE		560		560	
344 ITALY				97	
354 NETHRLNDS				599	
375 SWEDEN				238	
400 U STATES		103570		866224	
		201011		1432689	
LEATHER FOR UPHOLSTERY LEATHER					2225
100 U KINGDOM		21979		98526	
400 U STATES		717		9037	
		22696		107563	
CRUST OIL LEATHER FOR CHAMOIS					2226
100 U KINGDOM		512		3607	
		512		3607	
BOOTS AND SHOES MENS LEATHER	PAIR				2232
100 U KINGDOM	56372	263697	270989	1375094	
231 HONG KONG	7	56	816	775	
305 AUSTRIA	4	58	490	8588	
306 BELGIUM			35	248	
317 CZECHOS	3659	5459	33301	74874	
327 FRANCE	96	777	995	8436	
335 GERMANY W	2451	12469	19394	108647	
344 ITALY	7475	40326	51328	277489	
347 JAPAN	4959	4727	10192	7870	
352 MEXICO			112	1273	
354 NETHRLNDS	69	192	253	1056	

IMPORTS INTO CANADA FOR CONSUMPTION

Articles and Countries from which Imported	MONTH OF JULY 1958		SEVEN MONTHS ENDED JULY 1958		Class Number
	Quantities	Values (\$)	Quantities	Values (\$)	
376 SWITZRLND			285	3124	
400 U STATES	4279	22720	47725	228261	
BOOTS AND SHOES WOMENS LEATHER	79371	350481	435915	2095735	
100 U KINGDOM	PAIR 19590	89416	86264	444964	2233
215 INDIA			20	56	
231 HONG KONG	430	335	1884	1952	
305 AUSTRIA			136	1934	
327 FRANCE			74	506	
335 GERMANY W	517	3010	11849	62024	
344 ITALY	3959	22168	74906	299279	
347 JAPAN			518	615	
352 MEXICO	500	364	10244	11437	
354 NETHRLNDS	101	250	390	1207	
359 NORWAY			10	51	
372 SPAIN			33	125	
375 SWEDEN		130	20	130	
376 SWITZRLND	1008	8816	5448	49281	
383 HAWAII	534	883	1380	2430	
389 IRELAND			293	1507	
391 LEBANON			120	208	
400 U STATES	51921	190517	422397	1598116	
BOOTS SHOES CHILDRENS LEATHER	78580	315889	615986	2475822	
100 U KINGDOM	PAIR 3417	5805	127928	129907	2234
215 INDIA			11750	10881	
231 HONG KONG	2520	1176	2820	1356	
317 CZECHO S	2240	3420	2240	3420	
335 GERMANY W	420	1291	6424	19731	
344 ITALY	1768	3572	7738	16982	
347 JAPAN	588	186	636	357	
354 NETHRLNDS	243	319	6114	6390	
400 U STATES	4029	7496	52853	91068	
GARMENTS LEATHER	15225	23265	218503	280092	
100 U KINGDOM		212		5136	2235
231 HONG KONG				205	
335 GERMANY W				70	
344 ITALY		813		972	
354 NETHRLNDS		374		1539	
400 U STATES		1926		10607	
GLOVES MITTS LEATHER N O P		3325		18529	
100 U KINGDOM		32611		131624	2236
216 PAKISTAN		1362		5743	
317 CZECHO S		53		375	
327 FRANCE		11233		40350	
335 GERMANY W		440		3616	
344 ITALY		6731		15579	
347 JAPAN		5660		98313	
354 NETHRLNDS		789		3347	
376 SWITZRLND				333	
400 U STATES		3859		60706	
GLOVES OF KID WOMENS		62738		359986	
100 U KINGDOM				1275	2237
306 BELGIUM		872		5174	
327 FRANCE		38343		112129	
335 GERMANY W		16341		66863	
344 ITALY		2546		7282	
HARNES AND SADDLERY		58102		192723	
100 U KINGDOM		6480		55873	2238
215 INDIA				1033	
322 EGYPT				252	
335 GERMANY W		1211		6382	
344 ITALY				300	
347 JAPAN		743		1173	
352 MEXICO		246		1600	
354 NETHRLNDS				302	
400 U STATES		42891		207447	
LEATHER BELTING		51571		274362	
100 U KINGDOM		3142		19869	2239
318 DENMARK				824	
335 GERMANY W		1240		7614	
354 NETHRLNDS				1073	
400 U STATES		6723		29574	
MFRS OF LEATHER OR RAWHIDE NOP		11105		58954	
100 U KINGDOM		9322		84098	2241
216 PAKISTAN		163		587	
231 HONG KONG				720	
305 AUSTRIA		650		1309	
306 BELGIUM		542		594	
317 CZECHO S				278	
327 FRANCE		450		1830	
335 GERMANY W		2453		15622	
344 ITALY		4925		16422	
347 JAPAN		268		3741	
352 MEXICO				705	
353 MOROCCO				969	
354 NETHRLNDS		216		971	
372 SPAIN				181	
375 SWEDEN				98	
376 SWITZRLND				226	

IMPORTS INTO CANADA FOR CONSUMPTION

Articles and Countries from which Imported	MONTH OF JULY 1958		SEVEN MONTHS ENDED JULY 1958		Class Number
	Quantities	Values (\$)	Quantities	Values (\$)	
400 U STATES		32634		299432	
SOLES AND HEELS LEATHER		51623		427783	2243
100 U KINGDOM		1641		7795	
400 U STATES		8910		59919	
SHOE LIFTS AND WELTING LEATHER		10551		67714	2244
100 U KINGDOM				2867	
400 U STATES		2392		25833	
STRAPS LEATHER		2392		28700	2245
100 U KINGDOM		5409		45751	
231 HONG KONG		238		1400	
305 AUSTRIA				108	
327 FRANCE				1361	
335 GERMANY W		4289		16802	
344 ITALY				375	
347 JAPAN				285	
352 MEXICO				307	
376 SWITZRLND		1034		11100	
400 U STATES		4356		65424	
BICYCLE SADDLES		15326		142913	2246
100 U KINGDOM	NO	7025	29244	24019	
335 GERMANY W		8800	70605	38155	
347 JAPAN		400	3166	2473	
354 NETHRLNDS		4000	19430	17445	
400 U STATES		711	5621	6676	
BEEF AND VEAL FRESH		20936	128066	88768	2251
234 AUSTRALIA	LB		450782	138338	
236 NEW ZEAL		1733130	4651070	1293360	
381 ALASKA		1382	12277	9626	
400 U STATES		212555	1552871	786433	
MUTTON AND LAMB FRESH		1947067	6667000	2227757	2252
234 AUSTRALIA	LB	12039	4047704	822961	
236 NEW ZEAL		1462738	10710951	2198123	
400 U STATES		98159	404578	221351	
PORK FRESH		1572936	324205	15163233	2253
234 AUSTRALIA	LB		55200	24179	
236 NEW ZEAL			112203	35843	
POULTRY NOP GAME			167403	60022	2254
PARTRIDGE	LB				
234 AUSTRALIA			13500	3086	
381 ALASKA			312	168	
400 U STATES		93733	858249	302493	
MEATS FRESH N O P		93733	872061	305747	2257
316 CUBA	LB	1520	1970	2004	
347 JAPAN			3550	4380	
400 U STATES		4870	46047	33584	
EDIBLE OFFAL FRESH		6390	51567	39968	2258
234 AUSTRALIA	LB		74477	34898	
236 NEW ZEAL		14010	24886	7780	
400 U STATES		33534	411106	119545	
CHICKENS AND FOWLS NDP		47544	510469	162222	2259
381 ALASKA	LB		840	452	
400 U STATES		1707613	4549882	1389155	
TURKEYS NOP		1707613	4550722	1389607	2260
400 U STATES	LB	32293	184495	48938	
PORK PREP OR PRESERVED N O P		32293	184495	48938	2261
400 U STATES	LB	105873	782825	422061	
BEEF PICKLED		105873	782825	422061	2263
236 NEW ZEAL	LB		2000	307	
400 U STATES		567252	5818520	1696202	
CANNED MEATS POULTRY		567252	5820520	1696509	2264
GAME NOP	LB				
100 U KINGDOM		446	363814	87872	
234 AUSTRALIA		7875	47160	8289	
236 NEW ZEAL			25200	11392	
304 ARGENTINA		1800	46800	9585	
318 DENMARK		825480	1121357	367396	
327 FRANCE		10774	22365	25068	
335 GERMANY W		3200	12177	4342	
347 JAPAN			633	1045	
354 NETHRLNDS		7612	35097	9867	
359 NORWAY			300	138	
365 POLAND		8481	27097	13942	
375 SWEDEN		375	375	384	
381 ALASKA		696	696	353	
400 U STATES		103356	1635521	450634	
EXTRACTS OF MEAT		970095	3338592	990307	2265
FLUID BEEF	LB				
100 U KINGDOM		78525	98822	37671	
234 AUSTRALIA		14000	100016	288116	
304 ARGENTINA			15792	39836	
354 NETHRLNDS		79	367	322	
386 URUGUAY			112	472	
400 U STATES		130	522	927	
		92734	215631	367344	

IMPORTS INTO CANADA FOR CONSUMPTION

Articles and Countries from which Imported	MONTH OF JULY 1958		SEVEN MONTHS ENDED JULY 1958		Class Number
	Quantities	Values (\$)	Quantities	Values (\$)	
MEATS PREPARED NOT CANNED 400 U STATES	LB 9351	6979	471840	453123	2266
SALUSAGE	LB 9351	6979	471840	453123	2269
318 DENMARK			2070	1622	
335 GERMANY W			2022	754	
400 U STATES	14618	10127	58149	41751	
SOUPS SOUP PREPARATIONS N O P	14618	10127	62241	44127	2270
100 U KINGDOM		1200		5087	
304 ARGENTINA		7520		7520	
306 BELGIUM				117	
318 DENMARK				730	
327 FRANCE		3967		5516	
335 GERMANY W				151	
347 JAPAN				187	
354 NETHRLNDS		3222		14938	
360 ISRAEL		466		603	
376 SWITZRLND		15366		58327	
381 ALASKA				256	
400 U STATES		36001		272964	
MEAT PIES FROZEN	LB 91230	32292	941234	338631	2271
400 U STATES	91230	32292	941234	338631	
COMPLETE DINNERS MEAT FROZEN	LB 176132	109597	1004072	597755	2272
400 U STATES	176132	109597	1004072	597755	
BEEF CANNED N O P	LB 127025	30508	1183045	279078	2273
100 U KINGDOM			21138	6930	
234 AUSTRALIA	90	122	90	122	
236 NEW ZEAL	4500	1464	48600	13183	
304 ARGENTINA	3480	2793	7080	5621	
318 DENMARK	641	610	5333	5989	
400 U STATES	135736	35497	1265286	310923	
CORNED BEEF CANNED	LB 683857	222703	2380337	788157	2274
234 AUSTRALIA	628800	173774	3838618	1025448	
304 ARGENTINA			6300	2449	
327 FRANCE			181643	50778	
362 PARAGUAY	180000	38191	190980	40572	
386 URUGUAY	1492657	434668	6597878	1907404	
MILK SKIM POWDERED	LB 7500	1210	10826	1871	2280
400 U STATES	7500	1210	10826	1871	
MILK AND CREAM FRESH	GAL 11367	26001	18479	43030	2281
318 DENMARK	20	78	4888	18514	
400 U STATES	11387	26079	23367	61544	
BUTTER	LB 610		610	375	2282
400 U STATES	610		610	375	
CASEIN	LB 73928	14040	289906	59391	2283
234 AUSTRALIA			242000	53132	
236 NEW ZEAL	1785	401	20231	6678	
400 U STATES	75713	14441	552137	119201	
CHEESE	LB 13461	5348	79038	34477	2284
100 U KINGDOM			3600	1215	
236 NEW ZEAL			37019	15688	
304 ARGENTINA	360	156	16563	6401	
305 AUSTRIA			8819	1970	
310 BULGARIA	160931	61277	1149953	435249	
318 DENMARK	4142	1408	11843	4436	
326 FINLAND	33596	17963	270742	133989	
327 FRANCE	16078	10268	102795	55161	
335 GERMANY W			15805	5252	
336 GREECE	203553	99441	1387312	647309	
344 ITALY	138081	53616	768722	309090	
354 NETHRLNDS	3107	1419	20908	9234	
359 NORWAY	3305	437	3305	437	
365 POLAND			2161	715	
375 SWEDEN	162201	107581	1077901	645349	
376 SWITZRLND			2201	925	
388 YUGO SLAV	131624	64644	689278	376712	
400 U STATES	870439	423558	5647965	2683609	
MILK CONDENSED OR EVAPORATED	LB 550	85	550	85	2285
381 ALASKA	5700	2131	23720	7065	
400 U STATES	6250	2216	24270	7150	
MILK WHOLE POWDERED	LB 2139	612	23002	5697	2286
100 U KINGDOM			24000	5537	
389 IRELAND			23443	8359	
400 U STATES	2139	612	70445	19593	
DRIED WHEY DRIED BUTTERMILK	LB 45750	3348	3208	1577	2287
354 NETHRLNDS			343225	28657	
400 U STATES	45750	3348	346433	30234	
OLEIC ACID OR RED OIL	LB 6324	1031	6324	1031	2288
100 U KINGDOM	830	180	78316	15267	
400 U STATES	7154	1211	84640	16298	

IMPORTS INTO CANADA FOR CONSUMPTION

Articles and Countries from which Imported	MONTH OF JULY 1958		SEVEN MONTHS ENDED JULY 1958		Class Number
	Quantities	Values (\$)	Quantities	Values (\$)	
STEARIC ACID					2289
100 U KINGDOM	LB	1600	38616	6836	
234 AUSTRALIA		67200	273280	31165	
306 BELGIUM			69595	9223	
400 U STATES		65460	849525	111034	
		134260	1231016	158258	
LARD OIL					2291
400 U STATES	GAL	166	6965	12823	
		166	6965	12823	
NEATS FOOT OIL					2292
ANIMAL OIL N O P					2293
100 U KINGDOM	GAL		3160	3143	
234 AUSTRALIA			998	5366	
400 U STATES		625	625	1183	
		625	4783	9692	
COD LIVER OIL					2294
100 U KINGDOM	GAL	17156	102219	141986	
341 ICELAND			1087	1284	
359 NORWAY			1425	2070	
400 U STATES			11	71	
		17156	104742	145411	
FISH MARINE ANIMAL OIL N O P					2295
347 JAPAN	GAL	4259	19188	88782	
359 NORWAY			675	775	
400 U STATES		37765	1096624	913841	
		42024	1116487	1003396	
WHALE AND SPERMACE TI OIL					2297
100 U KINGDOM	GAL	4095	5444	6811	
359 NORWAY			1665	1769	
400 U STATES			4132	5601	
		4095	11241	14181	
HALIBUT LIVER OIL					2297
359 NORWAY			686	686	
400 U STATES			2644	12514	
			3330	13200	
FISH OIL CONCENTRATED					2299
347 JAPAN			3582	3582	
400 U STATES			2826	6491	
			6408	10073	
FISH OIL FOR FORTIFYING					2300
347 JAPAN				38130	
400 U STATES			10556	32682	
			10556	70812	
BEESWAX					2302
100 U KINGDOM	LB		896	487	
309 BRAZIL			510	383	
312 CHILE			25608	15849	
316 CUBA		10213	5322	17803	
337 GUATEMALA		3070	1680	1680	
352 MEXICO		4094	2162	2162	
400 U STATES		5237	3644	39366	
		22614	12808	78228	
CANDLES N O P					2303
100 U KINGDOM	LB		2138	993	
318 DENMARK			1260	767	
335 GERMANY W		253	353	458	
389 IRELAND			2700	838	
400 U STATES		2446	17001	6949	
		2699	1260	10005	
GREASE AND DEGRAS					2304
100 U KINGDOM	CWT		1167	9723	
354 NETHRLNDS		40	80	413	
400 U STATES		12503	87600	724050	
		12543	88847	734186	
LARD AND COMPOUNDS STEARINE					2307
100 U KINGDOM	LB		12600	1872	
400 U STATES		209605	4094921	468048	
		209605	4107521	469920	
TALLOW					2308
EGG ALBUMEN DRIED POWDERED ETC					2315
313 CHINA	LB	3968	8450	8853	
354 NETHRLNDS		66	132	135	
400 U STATES		1741	128719	141934	
		5775	137301	150922	
EGG YOLK DRIED POWDERED ETC					2316
EGGS WHOLE DRIED POWDERED ETC					2317
304 ARGENTINA	LB	1488	3477	4079	
313 CHINA			15000	9711	
354 NETHRLNDS			12100	9386	
400 U STATES		1250	2900	3108	
		2738	33477	26284	
GELATINE INEDIBLE PHOTOGRAPHIC					2320
400 U STATES	LB	600	149695	212353	
		600	149695	212353	
ANIMAL GLANDS FOR MEDICINE					2321
400 U STATES				3965	
				3965	
BLOOD ALBUMEN AND BLOOD DRIED					2324
400 U STATES			317	2942	
			317	2942	
EGGS IN THE SHELL					2325
100 U KINGDOM	DOZ		9	63	
231 HONG KONG		8275	3817	37348	
				12227	

IMPORTS INTO CANADA FOR CONSUMPTION

45

Articles and Countries from which Imported	MONTH OF JULY 1958		SEVEN MONTHS ENDED JULY 1958		Class Number
	Quantities	Values (\$)	Quantities	Values (\$)	
381 ALASKA	1140	417	9750	4297	
400 U STATES	81802	99051	740553	1776638	
EGGS YOLK OR ALBUMEN FROZEN	89618	102285	777657	1793325	
354 NETHRLNDS	LB				2326
400 U STATES	500	603	500	453	
GELATINE CAPSULES EMPTY	500	603	74920	39572	
400 U STATES			75420	40025	2328
GELATINE EDIBLE	LB				2329
100 U KINGDOM	65680	25899	168058	65394	
234 AUSTRALIA	74650	44830	261850	146618	
306 RELGIUM			12843	5401	
318 DENMARK	11200	5534	33600	16932	
327 FRANCE	22400	10746	65182	28993	
335 GERMANY W			304	496	
344 ITALY	66	61	66	61	
354 NETHRLNDS	15000	5628	23760	8918	
400 U STATES	80740	56885	892714	556180	
GELATINE N O P	269736	149583	1458377	828793	
100 U KINGDOM	LB				2331
327 FRANCE	33000	8844	163700	41417	
400 U STATES			2284	685	
GLUE ANIMAL POWDERED OR SHEET	300	130	29495	20544	
100 U KINGDOM	33300	8974	195479	62646	2332
400 U STATES	LB				
GLUE N O P	619200	98938	3742620	590116	
100 U KINGDOM	87382	15956	459494	82644	
400 U STATES	706589	114894	4202114	672760	
GLUE N O P	LB				2333
100 U KINGDOM			2016	296	
335 GERMANY W			176	78	
400 U STATES	7851	1563	65680	24059	
GUT AND MANUFACTURES N O P	7851	1563	67872	24433	
100 U KINGDOM		1019		8241	2336
234 AUSTRALIA		86		9146	
327 FRANCE				199	
400 U STATES				8815	
HONEY	LB	1105		26401	2337
100 U KINGDOM	96	67	3143	1700	
224 JAMAICA			240	70	
305 AUSTRIA			3306	572	
312 CHILE			540	203	
318 DENMARK			758	247	
327 FRANCE			384	189	
335 GERMANY W	289	247	514	380	
336 GREECE	3648	1225	10176	3492	
344 ITALY			871	532	
354 NETHRLNDS	595	222	2411	951	
388 YUGO SLAV			1169	239	
389 IRELAND			288	158	
400 U STATES	376172	52674	2358368	338638	
MANURES ANIMAL	380800	54435	2382168	347371	2338
400 U STATES	CWT				
MUSK IN PODS DR GRAINS	700	1022	33033	53667	
231 HONG KONG	700	1022	33033	53667	2339
RENNET RAW AND PREPARED	OZ				
318 DENMARK			323	9321	
400 U STATES	LB				2340
SAUSAGE CASINGS UNCLEANNED	51760	29228	2284	936	
400 U STATES	51760	29228	191555	103881	
SAUSAGE CASINGS CLEANED			193839	104817	
234 AUSTRALIA	LB				2341
236 NEW ZEAL	11800	2400	163491	29995	
400 U STATES	11800	2400	163491	29995	
TANKAGE	LB				2342
236 NEW ZEAL	13009	24020	247302	427459	
400 U STATES	165228	404694	1014738	2225754	
ANIMAL PRODUCTS N O P	830	806	4918	9625	
100 U KINGDOM	179067	429520	1266958	2662838	
215 INDIA	CWT				2343
231 HONG KONG	236	9399	634	4545	
318 DENMARK	400	9399	68684	90104	
327 FRANCE	7839	9399	69318	94649	
335 GERMANY W					2344
344 ITALY		9531		55638	
347 JAPAN				56	
352 MEXICO				4288	
354 NETHRLNDS		143		681	
375 SWEDEN				176	
383 HAWAII		513		25886	
389 IRELAND		766		3058	
400 U STATES		106		5171	
HORSE MEAT AND MEAT FOR FEED		169		1110	
347 JAPAN		10659		43056	
		3579		7424	
		100		588	
				548	
		83354		348714	
		108920		496394	
	CWT				2345
	717	5793	717	5793	

IMPORTS INTO CANADA FOR CONSUMPTION

Articles and Countries from which Imported	MONTH OF JULY 1958		SEVEN MONTHS ENDED JULY 1958		Class Number
	Quantities	Values (\$)	Quantities	Values (\$)	
400 U STATES	10994	67114	32259	216404	2347
DOG FOOD AND PET STOCK FOOD	11711	72907	32976	222197	
100 U KINGDOM				3547	
231 HONG KONG				174	
306 BELGIUM				180	
318 DENMARK				555	
335 GERMANY W		175		931	
352 MEXICO		565		1512	
400 U STATES		27602		174227	
		28342		181126	

IMPORTS INTO CANADA FOR CONSUMPTION

Articles and Countries from which Imported	MONTH OF JULY 1958		SEVEN MONTHS ENDED JULY 1958		Class Number
	Quantities	Values (\$)	Quantities	Values (\$)	
<u>GROUP 3</u>					
<u>FIBRES TEXTILES AND PRODUCTS</u>					
RAW COTTON	CWT				3001
100 U KINGDOM			1 627	50933	
203 B E AFR			415	13108	
215 INDIA	589	11546	829	17546	
216 PAKISTAN			597	16020	
309 BRAZIL			453	14332	
322 EGYPT			220	10157	
352 MEXICO	6041	191539	121534	3706119	
358 NICARAGUA			74720	2206658	
363 PERU	922	36295	1614	69833	
396 SUDAN			41	2197	
400 U STATES	117553	3175222	875786	25801843	
	125105	3414602	1077836	31908746	
COTTON LINTERS AND FIBRES NOP	LB				3002
100 U KINGDOM			68953	3826	
323 EL SALVD	164262	9492	1411405	87453	
352 MEXICO			229470	13434	
358 NICARAGUA	114891	5440	229791	12856	
380 USSR			33087	2568	
392 SYRIA			1609358	92824	
400 U STATES	1750140	114793	10300485	7399336	
	2029293	129725	13882549	952897	
BATTS BATTING WADDING COTTON	LB				3004
100 U KINGDOM			215	157	
400 U STATES	29829	19534	423155	225365	
	29829	19534	423370	225522	
COTTON THREAD	LB				3009
100 U KINGDOM	1594	3756	11825	33047	
207 UN SO AFR			1907	1144	
317 CZECHO S	814	696	20991	20282	
335 GERMANY W			118	434	
344 ITALY			1354	4662	
354 NETHRLNDS			412	753	
376 SWITZRLND			2221	4562	
400 U STATES	56234	92457	407252	654724	
	58642	96909	446080	719608	
COTTON YARNS SINGLES N O P	LB				3011
100 U KINGDOM	5262	5405	59454	63224	
215 INDIA	1000	391	22611	10141	
400 U STATES	7078	5862	135591	124603	
	13340	11658	217656	197968	
YARNS SINGLES FOR KNIT GOODS	LB				3012
100 U KINGDOM	355	307	1418	916	
344 ITALY			1110	872	
354 NETHRLNDS			468	306	
400 U STATES	79305	55348	340869	286798	
	79660	55655	343865	288892	
COTTON YARNS N O P	LB				3013
100 U KINGDOM	290	264	56652	45848	
335 GERMANY W	23	66	23	66	
354 NETHRLNDS			29	56	
400 U STATES	98693	70916	1161782	778656	
	99006	71246	1218486	824626	
CROCHET KNITTING COTTON N O P	LB				3014
100 U KINGDOM	215	1398	808	3355	
327 FRANCE	892	4998	7797	33529	
354 NETHRLNDS			426	418	
400 U STATES	3761	7084	38369	59427	
	4868	13480	47400	96729	
CORDS AND TWINE COTTON N O P	LB				3015
100 U KINGDOM	11204	5530	57068	29143	
400 U STATES	22369	21123	152024	146925	
	33573	26653	209092	176068	
COTTON YARNS TINSEL THREAD	LB				3017
327 FRANCE			18	273	
400 U STATES	4915	13588	30795	79654	
	4915	13588	30813	79927	
MERCERIZED YARNS 40 AND FINER	LB				3018
100 U KINGDOM	3806	8069	28727	58092	
400 U STATES	91	266	2892	5875	
	3897	8335	31619	63967	
COTTON YARNS HANKS FOR THREAD	LB				3019
100 U KINGDOM	60513	77389	460977	653146	
305 AUSTRIA	2296	4488	2296	4488	
400 U STATES	41841	59531	383726	552001	
	104650	141408	846999	1209635	
COTTON YARN 2 PLY 80 AND FINER	LB				3020
100 U KINGDOM			2881	13065	
			2881	13065	
COTTON YARN SINGLES FOR THREAD	LB				3021
100 U KINGDOM	47704	52167	466612	525932	
400 U STATES	10519	13836	183399	211510	
	58223	66003	650011	737442	
COTTON YARN TO BE MERCERIZED	LB				3022
100 U KINGDOM	2727	6338	47662	96452	
400 U STATES	15140	15799	54423	56687	
	17867	22137	102085	153139	
COTTON YARNS SINGLES 20 TO 40	LB				3023
100 U KINGDOM	29123	25300	209485	195281	

IMPORTS INTO CANADA FOR CONSUMPTION

Articles and Countries from which Imported	MONTH OF JULY 1958		SEVEN MONTHS ENDED JULY 1958		Class Number
	Quantities	Values (\$)	Quantities	Values (\$)	
400 U STATES	1049	891	15616	15138	
COLOURED COT FAB	30172	26191	225101	210419	
NOP OVER 80 C	LB				3026
100 U KINGDOM	27154	50630	309701	612211	
215 INDIA			25341	27129	
231 HONG KONG			574	550	
234 AUSTRALIA	84	134	121	384	
305 AUSTRIA	1916	4671	12949	27488	
306 BELGIUM	27377	26306	313048	303916	
313 CHINA			1872	1674	
317 CZECHO S	56750	55059	228769	238641	
318 DENMARK	2340	5466	3805	8752	
327 FRANCE	1340	3990	16588	36254	
335 GERMANY W	26706	48630	310314	573569	
344 ITALY	2064	5253	21323	59934	
347 JAPAN	89848	93021	627598	771031	
352 MEXICO	194	584	194	584	
354 NETHRLNDS	93224	138779	502730	784146	
365 POLAND	898	1474	1200	1724	
366 PORTUGAL			8768	10585	
372 SPAIN			5423	7701	
375 SWEDEN	548	1311	1619	3070	
376 SWITZRLND	3387	13986	30842	132318	
383 HAWAII	70	195	226	750	
390 GERMANY E			65	61	
400 U STATES	1486893	1950140	13912174	19725225	
COLORED COT FAB	1820793	2399629	16335244	23327697	
NOP 50 TO 80 C	LB				3027
100 U KINGDOM			14104	9697	
215 INDIA	138138	78085	616562	347586	
231 HONG KONG			120	75	
306 BELGIUM	17373	13225	34383	24799	
317 CZECHO S			9888	7649	
335 GERMANY W			12886	9237	
344 ITALY	5414	3163	11584	6954	
347 JAPAN	33936	23478	96222	65625	
354 NETHRLNDS	597	422	6449	4335	
365 POLAND	4425	3339	4845	3599	
400 U STATES	129003	93419	740265	537766	
COLORED COT FAB	328886	215131	1547308	1017322	
NOP UNDER 50 C	LB				3028
100 U KINGDOM			1866	840	
215 INDIA	165392	71402	478260	211920	
347 JAPAN			3000	1342	
365 POLAND			17030	7218	
400 U STATES	7388	2806	32475	12137	
COTTON DENIMS	172780	74208	532631	233457	
215 INDIA					3029
400 U STATES	118814	86182	23887	12803	
HANDKERCHIEF COTTON BLEACHED	118814	86182	1517130	1080043	
100 U KINGDOM					3030
347 JAPAN	2045	3406	5865	10819	
COTTON FABRIC NOT BLEACHED	246	241	4072	4033	
100 U KINGDOM	2291	3647	9937	14852	
215 INDIA					3031
224 JAMAICA	2233	3555	22877	25501	
305 AUSTRIA	234016	94269	1407873	580134	
306 BELGIUM	63508	35531	354655	206133	
309 BRAZIL	3243	2685	18587	15280	
313 CHINA	7228	5038	43255	29860	
317 CZECHO S	1640	837	5004	2261	
344 ITALY	17224	8205	47349	22540	
347 JAPAN			12598	10158	
354 NETHRLNDS	16519	11700	16519	11700	
400 U STATES	56189	40295	505886	369669	
CANTON FLANNELS	984626	622545	13969	10550	
100 U KINGDOM	1386426	824660	8923413	4279094	
215 INDIA					3032
305 AUSTRIA	2788	3469	17571	30242	
306 BELGIUM	10400	7024	77300	50442	
309 BRAZIL	148	536	148	536	
313 CHINA	1003	833	2222	1815	
317 CZECHO S	1247	878	4538	3179	
344 ITALY			1830	1547	
347 JAPAN	4238	3201	20470	14945	
354 NETHRLNDS			18	71	
365 POLAND	112815	118264	498111	527162	
376 SWITZRLND			8487	7702	
400 U STATES	3777	2395	136697	94176	
TOWELLING IN THE	136	476	449	1716	
100 U KINGDOM	43812	55129	371699	460011	
215 INDIA	180364	192205	1139540	1193544	
231 HONG KONG					3033
317 CZECHO S			545	745	
400 U STATES	2880	1795	68310	42504	
VOILES SCRIMS NOT COLOURED			2500	829	
100 U KINGDOM	1549	1624	17286	13688	
215 INDIA	4429	3419	105845	74949	
309 BRAZIL					3034
317 CZECHO S	516	1118	1856	3478	
	1536	1135	13795	9175	
	864	480	864	480	
			972	1771	

IMPORTS INTO CANADA FOR CONSUMPTION

Articles and Countries from which Imported	MONTH OF JULY 1958		SEVEN MONTHS ENDED JULY 1958		Class Number
	Quantities	Values (\$)	Quantities	Values (\$)	
347 JAPAN			10067	12520	
365 POLAND			375	157	
376 SWITZRLND			4975	21027	
400 U STATES	19550	16564	173897	193234	
	22491	19379	206801	241342	
COTTON FABRICS BLEACHED N O P	LB				3035
100 U KINGDOM	10564	13714	50843	77323	
215 INDIA			3534	2083	
305 AUSTRIA	229	445	229	445	
306 BELGIUM	1040	946	1040	946	
335 GERMANY W	56	104	4407	5714	
347 JAPAN			546	509	
354 NETHRLNDS	1226	1547	3533	4767	
365 POLAND	6298	3596	22652	13165	
376 SWITZRLND	224	914	1723	7547	
400 U STATES	17531	21671	129997	158290	
	37168	42937	218504	270789	
COTTON CHEESECLOTH AND GAUZE	LB				3036
100 U KINGDOM	7596	8121	31979	41879	
215 INDIA			1803	1197	
400 U STATES	310592	276628	1985976	1816724	
	318188	284749	2019758	1859300	
POPLIN BLEACHED NOT COLOURED	LB				3037
100 U KINGDOM			10456	23241	
317 CZECHO S			2337	1435	
335 GERMANY W			173	334	
347 JAPAN	25084	25968	191189	206084	
376 SWITZRLND	259	1038	824	3541	
400 U STATES	5785	6667	26071	29116	
	31128	33673	231050	263751	
COTTON FABRICS COUNT 100	LB				3039
100 U KINGDOM	40358	141714	219389	798300	
347 JAPAN	289	527	289	527	
400 U STATES			1299	2088	
	40647	142241	220977	800915	
COTTON FABRICS CUT PILE N O P	LB				3040
100 U KINGDOM	17	53	1770	4254	
306 BELGIUM			1027	1995	
335 GERMANY W	5620	13326	46608	109779	
344 ITALY			727	1713	
354 NETHRLNDS			126	171	
400 U STATES	8498	13830	38344	68215	
	14135	27209	88602	186127	
COTTON FABRIC FOR TYPE RIBBON	LB				3041
100 U KINGDOM	5344	21986	44828	183418	
354 NETHRLNDS	1008	3228	2062	6725	
400 U STATES	186	2011	2607	28989	
	6538	27225	49497	219132	
SAILCLOTH EGYPTIAN COTTON	LB				3043
100 U KINGDOM	180	581	2556	6523	
400 U STATES			131	172	
	180	581	2687	6695	
COTTON FABRIC KNITTED	LB				3045
100 U KINGDOM	24921	33207	99119	122070	
231 HONG KONG			500	320	
335 GERMANY W			666	1002	
347 JAPAN			1475	936	
400 U STATES	74410	124354	575776	939154	
	99331	157561	677536	1063482	
COTTON GABARDINES	LB				3047
100 U KINGDOM	4852	18221	25695	98802	
306 BELGIUM			710	1680	
335 GERMANY W			5194	8902	
347 JAPAN			2210	3467	
400 U STATES	1922	2142	6280	7159	
	6774	20363	40089	120010	
COTTON FABRICS 80 TO 99 COUNT	LB				3048
100 U KINGDOM	2419	8843	20858	81618	
	2419	8843	20858	81618	
COTTON FABRICS CUT WEFT PILE	LB				3049
100 U KINGDOM	18417	45003	47054	127194	
231 HONG KONG	11685	19087	11685	19087	
306 BELGIUM			14	55	
317 CZECHO S	1285	1193	8549	7280	
327 FRANCE	118	374	252	735	
335 GERMANY W	1343	4840	1934	6366	
344 ITALY	176	344	7862	7905	
347 JAPAN	149692	179697	468800	579731	
354 NETHRLNDS	19080	22199	46291	57478	
372 SPAIN			1583	1574	
400 U STATES	112673	166096	481756	705060	
	314469	438833	1075780	1512465	
COTTON FABRICS FOR BOOK COVERS	LB				3050
100 U KINGDOM	3995	4381	44519	49949	
347 JAPAN			5652	2652	
400 U STATES	5595	5745	61771	69941	
	9590	10126	111942	122542	
LACE NOT COLOURED FOR CLOTHING	LB				3051
100 U KINGDOM	221	863	4378	12647	
305 AUSTRIA	6269	21659	75842	287939	
306 BELGIUM			10	396	
327 FRANCE	1747	9408	8391	48117	
335 GERMANY W	277	1209	3500	14053	
344 ITALY			8	177	
347 JAPAN	1574	1837	6674	10703	
376 SWITZRLND	782	5887	15122	62495	

IMPORTS INTO CANADA FOR CONSUMPTION

Articles and Countries from which Imported	MONTH OF JULY 1958		SEVEN MONTHS ENDED JULY 1958		Class Number
	Quantities	Values (\$)	Quantities	Values (\$)	
390 GERMANY E			280	735	
400 U STATES			30 373	172788	
	12825	53597	144578	610050	
LACE COLOURED FOR CLOTHING	LB				3052
100 U KINGDOM	250	717	515	1563	
305 AUSTRIA	88	300	13760	52049	
327 FRANCE	156	1207	1102	8852	
335 GERMANY W	115	194	1699	3383	
347 JAPAN			206	707	
376 SWITZRLND	221	1843	903	9057	
400 U STATES	386	3419	11271	59789	
	1216	7680	29454	135400	
EMBROIDERIES COTTON N O P	LB				3053
100 U KINGDOM	35	214	1377	3448	
231 HONG KONG			206	1307	
305 AUSTRIA	120	628	1554	8624	
306 BELGIUM	27	161	253	1703	
327 FRANCE	12	298	93	1435	
335 GERMANY W	10	63	268	416	
344 ITALY			189	1173	
354 NETHRLNDS	72	289	378	1629	
376 SWITZRLND	494	3653	3952	38021	
400 U STATES	94	1032	4935	19935	
	864	6338	13205	77691	
LACE BOBBINET NETS COTTON NOP	LB				3054
100 U KINGDOM	2076	4208	15345	33835	
215 INDIA	78	397	398	2162	
231 HONG KONG			1053	2475	
305 AUSTRIA			421	3110	
306 BELGIUM			60	546	
313 CHINA	48	154	1892	4391	
327 FRANCE	31	402	274	3616	
335 GERMANY W			99	456	
344 ITALY			11	186	
347 JAPAN			1236	1453	
354 NETHRLNDS	483	2248	483	2248	
376 SWITZRLND	45	788	461	6876	
400 U STATES	1274	4691	7907	26034	
	4035	12888	29640	87388	
WHITE COTTON BOBBINET PLAIN	YD				3055
100 U KINGDOM	5031	1140	29885	8353	
	5031	1140	29885	8353	
STOCKINGS COTTON WOMENS CHILDS	DZ PR				3062
100 U KINGDOM	6150	17586	44219	122549	
327 FRANCE	6	112	33	548	
335 GERMANY W			38	198	
354 NETHRLNDS			59	120	
372 SPAIN			1155	5051	
400 U STATES	9256	25272	55985	163052	
	15412	42970	101489	291518	
STOCKINGS COTTON MENS BOYS	DZ PR				3063
100 U KINGDOM	1572	4156	5227	15017	
327 FRANCE			7	116	
344 ITALY	84	688	84	688	
372 SPAIN			550	618	
400 U STATES	10920	37491	69848	240385	
	12576	42335	75716	256824	
GLOVES COTTON	DZ PR				3064
100 U KINGDOM	2639	19500	7614	58626	
231 HONG KONG	775	3394	14267	41342	
232 MALTA	36	315	254	1787	
305 AUSTRIA			26	268	
317 CZECHO S	1215	4456	3915	14498	
327 FRANCE	343	2387	1719	19605	
335 GERMANY W	3062	20183	10529	75469	
344 ITALY	75	303	2735	13103	
347 JAPAN	16800	47133	45603	139547	
400 U STATES	1182	5784	15906	73130	
	26127	103455	102568	437375	
SHIRTS COTTON NOT KNITTED	LB				3066
100 U KINGDOM	439	1659	5384	32022	
215 INDIA			553	1558	
218 MALAYA			47	234	
231 HONG KONG	20741	21269	195605	229906	
305 AUSTRIA			602	1186	
313 CHINA			4540	4325	
327 FRANCE			79	306	
335 GERMANY W	36	170	36	170	
344 ITALY	1054	2569	4567	12791	
347 JAPAN	178148	173180	699734	754078	
354 NETHRLNDS			250	344	
359 NORWAY	182	449	242	631	
365 POLAND			14885	16058	
376 SWITZRLND			1734	10379	
383 HAWAII	324	1484	1860	6170	
400 U STATES	8804	24247	128417	338355	
	209728	225027	1058535	1408513	
UNDERWEAR COTTON KNITTED	LB				3067
100 U KINGDOM	19815	44211	62081	140099	
231 HONG KONG			2048	3162	
335 GERMANY W			94	299	
347 JAPAN	730	560	11756	12889	
354 NETHRLNDS	830	1216	8678	15543	
359 NORWAY	274	594	880	1753	
376 SWITZRLND			70	1021	
400 U STATES	5420	12705	42420	103446	
	27069	59286	128027	278212	

IMPORTS INTO CANADA FOR CONSUMPTION

Articles and Countries from which Imported	MONTH OF JULY 1958		SEVEN MONTHS ENDED JULY 1958		Class Number
	Quantities	Values (\$)	Quantities	Values (\$)	
COTTON CLOTHING N O P WOVEN	LB				3068
100 U KINGDOM	3365	13289	22405	90474	
215 INDIA			143	616	
216 PAKISTAN	3	70	56	340	
231 HONG KONG	34564	55881	137463	174709	
234 AUSTRALIA			11	117	
305 AUSTRIA	154	1153	1288	10639	
306 BELGIUM	4339	7024	6299	12067	
317 CZECHOS	269	374	269	374	
318 DENMARK			83	519	
327 FRANCE	112	818	924	8045	
335 GERMANY W	852	6230	3731	23211	
337 GUATEMALA	25	93	279	1143	
344 ITALY	932	5399	7255	44392	
347 JAPAN	246303	277707	1379103	1820008	
352 MEXICO	2525	2909	4158	6950	
354 NETHRLNDS			2993	4582	
357 NETH ANT	762	925	762	925	
360 ISRAEL			4480	16555	
367 AZORES			534	3419	
372 SPAIN			125	1521	
375 SWEDEN	163	448	318	1501	
376 SWITZRLND	563	6826	5503	46766	
383 HAWAII	570	2509	3317	18242	
384 P RICO			67	210	
389 IRELAND			64	270	
400 U STATES	72350	125557	608524	1385377	
	367851	507212	2190154	3673472	
DRESSES WVN COTT WOMENS CHLDNS	NO				3069
100 U KINGDOM	32	163	1465	9478	
231 HONG KONG	1092	1148	2705	2390	
305 AUSTRIA	30	78	30	78	
306 BELGIUM	33	127	258	2457	
327 FRANCE	67	299	692	7817	
335 GERMANY W	88	918	436	2850	
344 ITALY	103	363	1075	5667	
347 JAPAN	3720	2891	9661	8256	
354 NETHRLNDS			15	92	
367 AZORES			557	496	
372 SPAIN			233	809	
375 SWEDEN			67	700	
376 SWITZRLND	60	704	179	2254	
383 HAWAII	187	1088	4725	23968	
389 IRELAND			114	875	
400 U STATES	22726	51401	259220	870010	
	28138	59180	281432	938197	
SMOCKS OVRALLS WVN COTTON MENS	LB				3070
231 HONG KONG			5680	4444	
347 JAPAN	13404	23518	28983	43675	
354 NETHRLNDS			1248	1469	
400 U STATES	26024	41835	106663	177015	
	39428	65353	142574	226603	
RAINCOATS WATERPROOFED COTTON	NO				3071
100 U KINGDOM	857	9083	10761	116346	
231 HONG KONG	2640	5219	18691	27519	
306 BELGIUM			210	2290	
318 DENMARK			18	297	
335 GERMANY W	24	305	5174	55586	
344 ITALY	5	97	175	3510	
347 JAPAN	900	1904	12149	38189	
359 NORWAY			1158	4982	
360 ISRAEL			3007	21564	
375 SWEDEN	5	148	5	148	
376 SWITZRLND	111	1538	331	4833	
400 U STATES	2008	7086	11002	44615	
	6550	25380	62681	319879	
CLTHG NOP COTT KNIT INFTS CHLD	LB				3072
100 U KINGDOM	6024	17057	27909	83481	
231 HONG KONG			3992	6401	
306 BELGIUM	70	167	1700	5940	
327 FRANCE			20	123	
335 GERMANY W	831	3615	3952	17031	
344 ITALY			587	1983	
347 JAPAN	19279	23063	124113	148519	
354 NETHRLNDS			5452	12948	
376 SWITZRLND	20	167	37	304	
400 U STATES	2343	5624	23139	76355	
	28567	49693	190901	353085	
CLTHG NOP COTT KNIT WOMNS GRLS	LB				3073
100 U KINGDOM	961	2885	17682	46981	
231 HONG KONG			816	1032	
305 AUSTRIA			86	627	
306 BELGIUM			42	87	
327 FRANCE			237	1486	
335 GERMANY W	176	776	269	1569	
344 ITALY	11	133	1523	10047	
347 JAPAN	5361	6917	48547	55839	
354 NETHRLNDS			1476	3123	
376 SWITZRLND	200	1667	1138	8755	
389 IRELAND			947	2077	
400 U STATES	1353	5184	33577	117413	
	8062	17562	106340	249036	
CLTHG NOP COTT KNIT MENS BOYS	LB				3074
100 U KINGDOM	3516	8570	45533	110130	
215 INDIA			13321	10814	
231 HONG KONG	3120	3888	38806	32308	

IMPORTS INTO CANADA FOR CONSUMPTION

Articles and Countries from which Imported	MONTH OF JULY 1958		SEVEN MONTHS ENDED JULY 1958		Class Number
	Quantities	Values (\$)	Quantities	Values (\$)	
305 AUSTRIA	144	496	720	2633	
318 DENMARK			21	131	
327 FRANCE			2339	10466	
335 GERMANY W	36	125	3811	6999	
344 ITALY	42	125	12385	16058	
347 JAPAN	45990	51100	398682	413475	
354 NETHRLNDS			2217	3991	
359 NORWAY	68	126	161	355	
376 SWITZRLND	168	854	1321	8372	
389 IRELAND			579	951	
400 U STATES	3105	7398	48542	130700	
BAGS COTTON	56189	72682	568438	747383	
400 U STATES	LB 12301	7505	89551	66024	3082
BELTING OF COTTON	12301	7505	89551	66024	
100 U KINGDOM	LB 1596	1755	21081	25196	3083
400 U STATES	8741	20804	65752	135210	
BLANKETS OF COTTON	10337	22559	86833	160406	
100 U KINGDOM	LB 10399	8308	18359	15404	3084
306 BELGIUM	101867	90681	348126	312245	
335 GERMANY W	4564	339	54877	40004	
347 JAPAN	1120	778	6765	4609	
354 NETHRLNDS	4141	1325	20252	6902	
400 U STATES	6407	6489	44625	49040	
TAPE AND WEBBING HOOK AND EYE	128498	110920	493004	428204	
100 U KINGDOM	LB		467	368	3085
400 U STATES	93	216	4293	9245	
BRAIDED WICK FOR CANDLES	93	216	4760	10113	
335 GERMANY W				961	3086
372 SPAIN				972	
400 U STATES		3221		20214	
CURTAINS COTTON N O P		3221		22147	
100 U KINGDOM	LB 396	1014	1558	4428	3087
335 GERMANY W			220	314	
354 NETHRLNDS			170	290	
376 SWITZRLND	223	1150	465	2105	
400 U STATES	7120	18961	55518	110544	
TABLE AND TRAY CLOTHS COTTON	7739	21125	57931	117681	
100 U KINGDOM	LB 7084	12979	49099	110684	3088
215 INDIA			2124	1472	
216 PAKISTAN	5	132	120	1371	
231 HONG KONG	1733	5351	15714	41577	
234 AUSTRALIA			16	58	
306 BELGIUM	651	912	2317	2693	
313 CHINA	1705	5273	36900	67432	
317 CZECHO S			234	159	
327 FRANCE	112	455	407	2802	
335 GERMANY W	461	1615	3324	11863	
337 GUATEMALA			320	1334	
344 ITALY			30	65	
347 JAPAN	2672	2723	40548	36221	
354 NETHRLNDS	2242	3401	23914	34503	
365 POLAND			1984	1425	
367 AZORES			526	4245	
373 CANARY IS	25	73	136	303	
376 SWITZRLND			787	4932	
400 U STATES	6469	9981	49954	79274	
DUCK SEAMLESS COTTON FOR HOSE	23159	42895	228454	402413	
400 U STATES	LB		63	76	3089
HANDKERCHIEFS COTTON			63	76	
100 U KINGDOM	LB 22423	62469	79638	213517	3091
231 HONG KONG	104	629	4609	5532	
305 AUSTRIA	102	883	590	4637	
317 CZECHO S	1409	3079	5263	10929	
327 FRANCE	2	86	66	1162	
335 GERMANY W	187	747	381	1607	
347 JAPAN	20436	20088	154222	165325	
354 NETHRLNDS			1535	2887	
376 SWITZRLND	575	8526	8799	90251	
400 U STATES	1428	6494	18259	58709	
LADDER TAPES FOR BLINDS	46666	103001	273362	554556	
100 U KINGDOM	LB 1393	2048	2425	3737	3092
400 U STATES			1176	1070	
MANTLE STOCKING FOR GAS LIGHT	1393	2048	3601	4807	
QUILTS COUNTERPANES COTTON					3093
100 U KINGDOM	LB 2951	3630	18702	23590	3094
215 INDIA			3990	3132	
306 BELGIUM	10784	9336	10998	9662	
344 ITALY			2609	2410	
347 JAPAN			9195	5516	
354 NETHRLNDS	1126	2706	7576	11682	
372 SPAIN			2178	1289	
400 U STATES	49789	65184	497805	627098	
	64650	80856	553053	684379	

IMPORTS INTO CANADA FOR CONSUMPTION

Articles and Countries from which Imported		MONTH OF JULY 1958		SEVEN MONTHS ENDED JULY 1958		Class Number
		Quantities	Values (\$)	Quantities	Values (\$)	
SHEETS COTTON		LB				3095
100	U KINGDOM	6732	7694	17705	21845	
215	INDIA	3661	1757	3661	1757	
306	BELGIUM	642	599	16079	14444	
347	JAPAN	33980	18207	95725	65120	
354	NETHRLNDS			2182	2280	
367	AZORES			2531	8791	
400	U STATES	108444	125599	424299	498756	
		153459	153856	562182	612993	
TOWELS COTTON		LB				3096
100	U KINGDOM	3458	5019	16935	20753	
215	INDIA	3498	2321	23753	15922	
231	HONG KONG	3367	2423	22803	15602	
305	AUSTRIA			42	116	
306	BELGIUM			1572	1794	
313	CHINA			3676	3083	
317	CZECHO S	23722	20127	72860	61852	
335	GERMANY W	31	60	2876	2200	
344	ITALY	293	393	323	456	
347	JAPAN	2050	4319	59575	48660	
354	NETHRLNDS	2517	2776	14023	17094	
365	POLAND	2103	1721	3677	3029	
400	U STATES	248010	263293	1613543	1791456	
		289049	302452	1835658	1982017	
COTTON MANUFACTURES N O P		LB				3097
100	U KINGDOM	9456	15552	53385	97890	
215	INDIA	610	1357	2359	4042	
216	PAKISTAN	497	180	497	180	
231	HONG KONG	67	368	2477	4059	
305	AUSTRIA			598	1035	
306	BELGIUM	121	53	6561	8717	
313	CHINA			1427	2675	
318	DENMARK	156	836	445	2809	
327	FRANCE	1182	1777	2521	6071	
335	GERMANY W	1892	1632	13187	15932	
344	ITALY	354	998	33798	15516	
347	JAPAN	29891	25394	118707	89508	
352	MEXICO			107	346	
354	NETHRLNDS	324	364	13377	15233	
367	AZORES			112	127	
375	SWEDEN			65	155	
376	SWITZRLND	19	284	1258	4394	
390	GERMANY E	74	122	74	122	
400	U STATES	100498	136200	793015	1072265	
		154141	185117	1043970	1341076	
WASH CLOTHS BATH MATS COTTON		LB				3098
100	U KINGDOM	36	94	564	742	
231	HONG KONG	25	112	14697	10523	
306	BELGIUM	1649	903	4341	2448	
317	CZECHO S	639	494	2555	1996	
335	GERMANY W			28	55	
347	JAPAN			9647	7204	
354	NETHRLNDS			1195	1589	
400	U STATES	34840	50443	156529	232511	
		37189	52046	189556	257068	
PILLOW CASES COTTON		LB				3100
100	U KINGDOM	6164	7404	24022	39583	
231	HONG KONG	6089	8999	26787	36971	
313	CHINA	2629	3506	31539	40972	
335	GERMANY W			277	609	
347	JAPAN	60254	44834	359809	306025	
354	NETHRLNDS			270	197	
367	AZORES	145	450	3131	10070	
373	CANARY IS			182	389	
376	SWITZRLND			92	375	
400	U STATES	22319	29958	77161	102526	
		97600	95151	523270	537717	
FLAX FIBRE AND TOW		CWT				3111
400	U STATES			14	411	
HEMP DRESSED OR UNDRESSED		CWT				3112
				14	411	
JUTE AND JUTE BUTTS		CWT				3113
216	PAKISTAN			18680	161568	
400	U STATES	406	5081	4429	40050	
		406	5081	23109	201618	
OAKUM OF FLAX HEMP OR JUTE		CWT				3114
100	U KINGDOM	4	86	110	1906	
344	ITALY			250	2276	
354	NETHRLNDS	585	5261	2692	24026	
359	NORWAY			4	82	
375	SWEDEN			22	440	
400	U STATES	2213	42883	8828	174587	
		2802	48230	11906	203317	
BATTS WADDING VEGETABLE FIBRES		LB				3115
400	U STATES	2103	631	2103	631	
		2103	631	2103	631	
YARNS JUTE SINGLES N O P		LB				3121
100	U KINGDOM			130847	22632	
215	INDIA			62894	11905	
400	U STATES			126	56	
				193867	34593	
YARNS VEGETABLE FIBRE SINGLES		LB				3122
100	U KINGDOM			3924	2309	
344	ITALY			16847	7990	
352	MEXICO			906	96	

IMPORTS INTO CANADA FOR CONSUMPTION

Articles and Countries from which Imported	MONTH OF JULY 1958		SEVEN MONTHS ENDED JULY 1958		Class Number
	Quantities	Values (\$)	Quantities	Values (\$)	
400 U STATES	336	116	1870	1307	
YARNS COROS TWINE OF JUTE NOP	336	116	23547	11702	3123
100 U KINGDOM	LB 22881	5156	114572	28033	
306 BELGIUM			2049	441	
335 GERMANY W			420	229	
400 U STATES			10988	4006	
YARNS CORDS TWINE VEG FIB NOP	22881	5156	128029	32709	3124
100 U KINGDOM	LB 36543	15020	225763	78283	
231 HONG KONG			600	223	
306 BELGIUM			9823	1523	
344 ITALY			10008	4992	
352 MEXICO	40000	4541	244518	26814	
354 NETHRLNDS	587	88	10681	1738	
366 PORTUGAL	4093	655	18005	2467	
389 IRELAND			25042	4883	
400 U STATES	8285	5270	46779	33637	
LINEN THREAD FOR SEWING	89508	25574	591219	154560	3125
100 U KINGDOM	LB 16964	35932	186235	359772	
327 FRANCE			470	644	
376 SWITZRLND			200	334	
389 IRELAND			2820	1492	
400 U STATES	47	103	953	2287	
YARNS VEG FIBRE FOR WEAVING	17011	36035	190678	364529	3126
100 U KINGDOM	LB 113060	45152	687302	235635	
215 INDIA			531260	100614	
306 BELGIUM			11845	4045	
318 DENMARK	15242	12507	47742	38932	
389 IRELAND	29967	5812	401680	78578	
400 U STATES	8504	6094	50714	28114	
FABRICS CHIEFLY FLAX OR HEMP	166773	69565	1730543	485918	3132
100 U KINGDOM	LB 38151	49956	227245	327714	
306 BELGIUM	265	388	12593	18111	
313 CHINA			653	730	
317 CZECHO S	100	113	5967	5228	
318 DENMARK			69	318	
327 FRANCE			7963	4806	
335 GERMANY W			845	1537	
344 ITALY	81	334	1259	5315	
354 NETHRLNDS			737	533	
375 SWEDEN			574	1423	
376 SWITZRLND	272	991	1448	4628	
400 U STATES	1482	3502	11667	32133	
FABRICS JUTE UNBLEACHED N O P	40351	55284	271020	402476	3134
100 U KINGDOM	YD 68013	17046	653018	158452	
215 INDIA	10198000	760121	68995834	5386973	
216 PAKISTAN			100000	8715	
306 BELGIUM	50024	8228	134774	20572	
327 FRANCE	58624	10148	212351	36001	
354 NETHRLNDS			30558	2168	
400 U STATES	140605	23330	1240444	217890	
FABRICS OF JUTE N O P	10515466	818873	71366979	5830671	3135
100 U KINGDOM	YD		6305	1702	
400 U STATES	299	210	16545	5884	
FABRIC JUTE 12INS WIDE OR LESS	299	210	22850	7586	3136
100 U KINGDOM	LB 700	213	1750	603	
215 INDIA	49874	9804	172984	34518	
306 BELGIUM			490	418	
389 IRELAND	4227	914	4227	914	
FAB VEG FIB 12INS WIDE OR LESS	54801	10931	179451	36453	3137
100 U KINGDOM	LB 11998	18840	123824	156872	
306 BELGIUM			738	643	
327 FRANCE			827	2097	
335 GERMANY W	239	759	1020	3244	
347 JAPAN	1490	912	20401	15878	
354 NETHRLNDS			210	525	
400 U STATES	33435	44335	201909	269704	
FABRICS VEGETABLE FIBRE N O P	47162	64846	348929	448963	3138
100 U KINGDOM	YD 8035	3915	45566	18842	
306 BELGIUM			1746	629	
317 CZECHO S	600	487	600	487	
335 GERMANY W			27	67	
365 POLAND			5000	845	
376 SWITZRLND			326	661	
400 U STATES	1707	3352	11626	17582	
TOWELLING TABLE CLOTHS IN WEB	10342	7754	64891	39113	3139
100 U KINGDOM	LB 7395	8927	49862	62725	
306 BELGIUM			8	73	
317 CZECHO S	11562	8486	41107	32084	
344 ITALY			467	2067	
365 POLAND	11905	7707	49154	33938	
375 SWEDEN			726	1590	
376 SWITZRLND			408	1967	
389 IRELAND			131	155	
400 U STATES	263	630	4917	6125	
	31125	25750	146780	140724	

IMPORTS INTO CANADA FOR CONSUMPTION

Articles and Countries from which Imported	MONTH OF JULY 1958		SEVEN MONTHS ENDED JULY 1958		Class Number
	Quantities	Values (\$)	Quantities	Values (\$)	
CLOTHING VEGETABLE FIBRES NOP	LB				3162
100 U KINGDOM	106	787	3107	19621	
231 HONG KONG	16590	4762	39351	21224	
305 AUSTRIA			15	662	
327 FRANCE	12	142	98	2079	
335 GERMANY W			199	903	
344 ITALY			104	1163	
347 JAPAN	44129	37282	73542	72791	
360 ISRAEL	1216	3972	2495	9097	
364 PHIL			1298	9535	
376 SWITZRLND			491	2390	
383 HAWAII	10	54	160	696	
388 YUGO SLAV	7	115	7	115	
389 IRELAND	10	169	54	633	
400 U STATES	2368	8765	31504	158758	
	64448	56048	152425	299667	
BAGS OF HEMP LINEN JUTE SISAL	LB				3171
100 U KINGDOM			130	60	
215 INDIA	792756	118442	1015256	141042	
400 U STATES	14717	1948	219997	47980	
	807473	120390	1235383	189082	
CARPETING RUGS HEMP JUTE SISAL					3172
100 U KINGDOM		18417		85918	
215 INDIA				6223	
231 HONG KONG		597		4907	
305 AUSTRIA				1089	
306 BELGIUM		17281		145015	
317 CZECHO S		1544		22950	
327 FRANCE		696		18834	
335 GERMANY W				9869	
344 ITALY		181		2238	
347 JAPAN				438	
354 NETHRLNDS		20218		106566	
389 IRELAND				25254	
400 U STATES		50		25600	
		58984		454901	
QUILTS BATH MATS VEG FIBRE NOP	LB				3173
100 U KINGDOM			1158	1580	
306 BELGIUM			11576	6854	
344 ITALY	10947	9482	50423	46283	
347 JAPAN	38431	18554	253113	121611	
400 U STATES	16872	21891	74419	102208	
	66250	49927	390689	278536	
FIRE HOSE LINEN					3174
100 U KINGDOM		3424		106109	
400 U STATES		64		2138	
		3488		108247	
HANDKERCHIEFS FLAX OR HEMP	LB				3175
100 U KINGDOM	11310	48723	48910	211554	
231 HONG KONG	2022	18228	5646	57980	
305 AUSTRIA			249	2820	
306 BELGIUM	6	118	6	118	
313 CHINA			192	1712	
327 FRANCE			22	389	
344 ITALY			3	99	
347 JAPAN	6	98	412	634	
367 AZORES			68	1462	
376 SWITZRLND	113	1804	723	10980	
400 U STATES			52	494	
	13457	68971	56283	288242	
SAILS FOR BOATS AND SHIPS					3176
100 U KINGDOM		11355		36301	
231 HONG KONG		55		55	
318 DENMARK				391	
335 GERMANY W		422		422	
354 NETHRLNDS				331	
400 U STATES		2341		19563	
		14173		57063	
TOWELS GLASS CLOTHS CRASH HUCK	LB				3177
100 U KINGDOM	15980	20425	74797	100148	
231 HONG KONG			32	160	
317 CZECHO S	17291	13107	154845	123622	
344 ITALY			346	1506	
367 AZORES			49	349	
389 IRELAND			137	161	
400 U STATES	1183	1165	4216	6491	
	34454	34697	234422	232437	
SHEETS TABLECLOTHS TOWELS FLAX	LB				3178
100 U KINGDOM	22364	59175	167292	412538	
231 HONG KONG	1260	7742	5211	31649	
232 MALTA			7	130	
306 BELGIUM	1188	2067	2417	5608	
313 CHINA	106	484	4263	13386	
317 CZECHO S	3707	2975	27470	22173	
327 FRANCE	30	83	204	1121	
335 GERMANY W			535	1189	
340 HUNGARY			478	406	
344 ITALY	29	212	347	1832	
347 JAPAN	5945	3932	14284	10607	
354 NETHRLNDS	323	310	1864	2225	
365 POLAND	2496	1999	4777	4133	
367 AZORES	155	1751	3067	22196	
373 CANARY IS	185	880	319	1464	
376 SWITZRLND	34	182	563	4173	
389 IRELAND			298	382	
400 U STATES	2286	4897	15148	28919	
	40108	86689	248544	564131	

IMPORTS INTO CANADA FOR CONSUMPTION

Articles and Countries from which Imported	MONTH OF JULY 1958		SEVEN MONTHS ENDED JULY 1958		Class Number
	Quantities	Values (\$)	Quantities	Values (\$)	
JUTE MANUFACTURES N O P	LB				3179
100 U KINGDOM	5550	1666	18157	12129	
400 U STATES	360	287	11355	8122	
	5910	1955	29512	20251	
VEGETABLE FIBRE MFRS N O P	LB				3180
100 U KINGDOM	21204	31184	151518	175465	
215 INDIA			1320	1742	
216 PAKISTAN			583	908	
231 HONG KONG	1748	1623	3256	4612	
306 BELGIUM	1168	1791	3050	4623	
317 CZECHOS	581	411	1238	1365	
318 DENMARK	139	174	251	543	
327 FRANCE	1586	2009	8921	13889	
335 GERMANY W	1130	2505	9441	15029	
338 HAITI			240	1005	
344 ITALY	7543	4339	54495	28595	
347 JAPAN	53816	46510	441366	351606	
352 MEXICO			3075	1262	
354 NETHRLNDS	3195	4355	10498	16391	
359 NORWAY	100	366	1532	1710	
367 AZORES			155	1361	
372 SPAIN	2746	3265	3021	4004	
373 CANARY IS			257	1151	
375 SWEDEN	506	373	2473	2758	
376 SWITZRLND	1152	2614	3704	7933	
390 GERMANY E	556	1224	890	2104	
400 U STATES	205939	242722	1492709	1552264	
	303109	345465	2193993	2190320	
RAW SILK AND COCOONS	LB				3201
400 U STATES			14270	57875	
GARNETTED SILK WASTES	LB				3202
400 U STATES	1361	1855	3422	3944	
	1361	1855	3422	3944	
YARNS SINGLES SPUN SILK N O P	LB				3212
400 U STATES			148	110	
			148	110	
THREADS CORDS TWIST SILK N O P	LB				3213
100 U KINGDOM	10	176	157	1676	
400 U STATES	97	1062	934	8443	
	107	1238	1091	10119	
YARN SILK FOR KNITTING WEAVING	LB				3214
400 U STATES			128	787	
			128	787	
YARNS SILK N O P	LB				3216
100 U KINGDOM			16	148	
400 U STATES			490	3742	
			506	3890	
BOLTING CLOTH NOT MADE UP	YD				3221
100 U KINGDOM			36	161	
335 GERMANY W			511	2109	
347 JAPAN	2782	3377	8913	12283	
376 SWITZRLND	1700	4910	9920	30511	
400 U STATES	1384	4569	11547	30717	
	5866	12856	30927	75781	
FABRICS SILK N O P	YD				3224
100 U KINGDOM	724	1808	18770	47082	
215 INDIA	1777	3257	7540	14164	
231 HONG KONG	613	576	3349	3035	
306 BELGIUM			141	374	
313 CHINA	2176	2748	4589	5462	
327 FRANCE	1667	3106	26415	43078	
335 GERMANY W	1864	1154	8468	6944	
344 ITALY	1378	3875	34712	100358	
347 JAPAN	127043	70868	676427	417236	
371 THAILAND			25	90	
372 SPAIN			36	280	
376 SWITZRLND	4084	7793	43315	81468	
400 U STATES	52856	63319	998509	1130655	
	194182	158504	1822296	1850226	
FABRICS SILK 26 INCHES OR LESS	YD				3225
100 U KINGDOM	201	752	1116	3633	
327 FRANCE	328	240	542	397	
344 ITALY	171	514	902	2887	
400 U STATES			3650	1094	
	700	1506	6210	8011	
RIBBONS SILK UNDER 12 INCHES	LB				3228
100 U KINGDOM			6	95	
327 FRANCE	54	858	58	930	
344 ITALY	5	150	5	150	
347 JAPAN			395	3267	
400 U STATES	244	4212	1971	34962	
	303	5220	2435	39404	
FABRICS SILK FOR NECKWEAR	YD				3229
100 U KINGDOM	1324	3011	5461	8957	
225 TRINIDAD			713	1101	
305 AUSTRIA	2500	4069	20391	30472	
306 BELGIUM			3891	3608	
327 FRANCE	11335	11469	33494	35379	
335 GERMANY W	29515	30043	198245	198952	
344 ITALY	5131	8172	59635	86759	
347 JAPAN	6982	4631	88909	37911	
376 SWITZRLND	10152	16477	78361	124033	
400 U STATES	35400	41703	467259	583004	
	102339	119575	956359	1110176	

IMPORTS INTO CANADA FOR CONSUMPTION

Articles and Countries from which Imported	MONTH OF JULY 1958		SEVEN MONTHS ENDED JULY 1958		Class Number
	Quantities	Values (\$)	Quantities	Values (\$)	
UMBRELLA COVERING FABRICS	YD				3230
305 AUSTRIA			3770	1067	
327 FRANCE	9577	2421	18740	5454	
335 GERMANY W	3550	1215	32758	9018	
376 SWITZRLND			2601	1039	
400 U STATES	18222	8239	246696	126290	
	31349	11875	304565	142868	
FABRICS PILE SILK OR SYNTHETIC	YD				3232
100 U KINGDOM	397	1402	620	2515	
305 AUSTRIA			2060	2495	
306 BELGIUM	118	539	6550	32814	
327 FRANCE	22388	25069	35890	38430	
335 GERMANY W	6488	12729	14955	29087	
344 ITALY	121	351	759	2196	
347 JAPAN	1332	777	1332	777	
376 SWITZRLND			51	84	
400 U STATES	63501	181420	236264	594297	
	94345	222287	298481	702695	
SOCKS AND STOCKINGS SILK	DZ PR				3244
100 U KINGDOM	13	285	243	8515	
344 ITALY			12	199	
400 U STATES	247	15410	2427	111315	
	260	15695	2682	120029	
CLOTHING SILK N O P	OZ				3246
100 U KINGDOM	5715	7512	35387	55506	
215 INDIA			134	101	
231 HONG KONG	114	71	9201	6646	
305 AUSTRIA			2622	2845	
318 DENMARK			138	126	
327 FRANCE	756	501	2602	4522	
335 GERMANY W			356	272	
344 ITALY	2826	3538	28256	34564	
347 JAPAN	21940	4876	49579	11658	
376 SWITZRLND	4103	3454	17440	17009	
383 HAWAII			130	204	
389 IRELAND	77	93	414	533	
400 U STATES	1568	1278	49246	35313	
	37099	21323	195505	169299	
DRESSES SILK WOMENS CHILDRENS	NO				3247
100 U KINGDOM	50	3650	372	18841	
231 HONG KONG			438	5155	
305 AUSTRIA	11	144	11	144	
306 BELGIUM	7	777	7	777	
327 FRANCE	21	1432	183	19983	
344 ITALY	4	142	208	7665	
375 SWEDEN	1	70	18	1026	
376 SWITZRLND	50	2447	246	10999	
383 HAWAII			158	2630	
400 U STATES	539	14552	12442	318643	
	683	23214	14083	385863	
CLOTHING SILK WOMENS CHILDRENS	OZ				3248
100 U KINGDOM	993	2184	8161	21755	
215 INDIA	86	75	86	75	
231 HONG KONG	1070	752	27539	10432	
305 AUSTRIA	1440	1239	4867	6417	
327 FRANCE	2080	4034	18186	30161	
335 GERMANY W			24	96	
344 ITALY	9217	9693	35346	38418	
347 JAPAN	622229	140908	1546739	389895	
376 SWITZRLND	5010	6954	10847	15961	
400 U STATES	9663	5674	77919	54395	
	651788	171513	1729714	567605	
HANDKERCHIEFS SILK	OZ				3251
100 U KINGDOM			220	556	
347 JAPAN			55520	15121	
376 SWITZRLND			367	622	
400 U STATES			260	352	
			56367	16651	
SILK MANUFACTURES N O P	OZ				3252
100 U KINGDOM	2528	359	7353	4337	
231 HONG KONG			432	192	
327 FRANCE			3196	3025	
335 GERMANY W			75	201	
344 ITALY	264	155	993	816	
347 JAPAN	2718	362	32003	6168	
376 SWITZRLND	128	191	863	1485	
400 U STATES	5372	3216	38233	15472	
	11010	4283	83148	31696	
WOOL IN THE GREASE	LB				3261
100 U KINGDOM	120945	68679	791906	522166	
207 UN SO AFR			23425	17607	
215 INDIA			30350	23590	
234 AUSTRALIA			329056	204144	
236 NEW ZEAL	22596	14986	1905644	1150156	
304 ARGENTINA	24334	13524	1170866	74330	
313 CHINA			22399	10897	
389 IRELAND			18435	10475	
400 U STATES	112919	83910	831993	626342	
	280794	181099	4070294	2639707	
WOOL WASHED OR SCOURED	LB				3262
100 U KINGDOM	117176	79403	583775	464276	
207 UN SO AFR	23155	15632	274805	171774	
234 AUSTRALIA	377384	259414	2573474	2077136	
236 NEW ZEAL	77409	48378	766756	524266	
304 ARGENTINA	27349	15909	257211	195378	
306 BELGIUM			10577	8648	

IMPORTS INTO CANADA FOR CONSUMPTION

Articles and Countries from which Imported	MONTH OF JULY 1958		SEVEN MONTHS ENDED JULY 1958		Class Number
	Quantities	Values (\$)	Quantities	Values (\$)	
327 FRANCE			4786	3629	
386 URUGUAY	13730	10046	53235	39865	
389 IRELAND	22014	11193	22014	11193	
400 U STATES	37561	33529	381703	369190	
	695778	473504	4928336	3865355	
WOOL PULLED OR SLIPED	LB				3263
100 U KINGDOM	33114	18031	121727	75082	
236 NEW ZEAL			130401	81045	
400 U STATES			12518	8228	
	33114	18031	264646	164355	
HAIR OF CAMEL ALPACA GOAT NOP	LB				3264
100 U KINGDOM			1603	1614	
317 CZECHO S			100	688	
363 PERU	2390	3805	23031	26702	
400 U STATES	45751	25736	113852	92341	
	48141	29541	138586	121345	
NOILS WOOL	LB				3265
100 U KINGDOM	35938	24467	345519	247477	
304 ARGENTINA			5004	2621	
306 BELGIUM			8554	4486	
363 PERU			2474	1296	
386 URUGUAY	18973	9270	28061	14340	
389 IRELAND			18571	10564	
400 U STATES			75053	55403	
	54911	33737	483236	336187	
GARNETTED WOOL WASTE	LB				3267
100 U KINGDOM	26537	24306	76943	70507	
400 U STATES	284	315	23442	26152	
	26821	24621	100385	96659	
WOOL TOPS DRY COMBED	LB				3268
100 U KINGDOM	239921	291323	1164699	1488089	
327 FRANCE			374	482	
	239921	291323	1165073	1488571	
WOOL TOPS OIL COMBED	LB				3269
100 U KINGDOM	749698	819125	4169632	5096397	
207 UN SO AFR			25247	31288	
	749698	819125	4194879	5127685	
HAIR TOPS	LB				3270
100 U KINGDOM			1195	2457	
400 U STATES			10873	18448	
			12068	20905	
YARNS OR WARPS HAIR FOR MFRERS	LB				3273
100 U KINGDOM	21016	21244	132879	127567	
327 FRANCE			11	72	
400 U STATES			25416	4392	
	21016	21244	158306	132031	
YARN MOHAIR FOR PILE FABRICS	LB				3274
100 U KINGDOM	2814	6426	15979	37268	
400 U STATES			1490	3697	
	2814	6426	17469	40965	
YARNS WOOL FOR 6 OZ FABRICS	LB				3275
100 U KINGDOM	39079	69966	218019	446827	
	39079	69966	218019	446827	
WOOLLEN SPUN YARN	LB				3276
100 U KINGDOM	13434	28399	284318	371236	
306 BELGIUM			1320	4438	
327 FRANCE	278	1492	5399	19413	
335 GERMANY W			3026	7258	
344 ITALY			1268	1838	
354 NETHRLNDS			984	2217	
400 U STATES		3360	4735	12880	
	14655	33251	301050	419280	
WORSTED SPUN YARN	LB				3277
100 U KINGDOM	48134	95085	345504	667093	
306 BELGIUM	1228	2345	4685	13016	
318 DENMARK	28	66	1066	2570	
326 FINLAND			213	466	
327 FRANCE	5729	16293	26342	84916	
335 GERMANY W	694	1730	24699	64864	
344 ITALY			279	738	
347 JAPAN	3995	7892	3995	7892	
354 NETHRLNDS	166	356	966	2016	
359 NORWAY	441	675	441	675	
376 SWITZRLND			858	2398	
400 U STATES	1093	3469	3227	12674	
	61508	127911	412275	859318	
WOOL FAB IN GRAY OVR 4 TO 6 OZ	LB				3281
100 U KINGDOM	5769	9003	26728	50167	
344 ITALY			56079	96414	
354 NETHRLNDS			85692	162940	
	5769	9003	168499	309521	
WOOL FAB IN GRAY 4 OZ OR LESS	LB				3282
100 U KINGDOM	40012	102914	205579	581345	
	40012	102914	205579	581345	
KNITTED FABRICS WOOL N O P	LB				3283
100 U KINGDOM	4848	15925	16330	53014	
305 AUSTRIA	382	1255	768	2480	
327 FRANCE	59	291	547	2542	
344 ITALY	127	375	276	1347	
400 U STATES	20315	67346	39289	130137	
	25731	85192	57210	189520	
FLANNELS	LB				3284
100 U KINGDOM	111457	254190	604531	1440886	
327 FRANCE	1005	3867	5805	27352	
335 GERMANY W	113	692	1408	7596	
344 ITALY	16159	38454	35238	62148	

IMPORTS INTO CANADA FOR CONSUMPTION

Articles and Countries from which Imported	MONTH OF JULY 1958		SEVEN MONTHS ENDED JULY 1958		Class Number
	Quantities	Values (\$)	Quantities	Values (\$)	
347 JAPAN	1122	2999	1364	3672	
376 SWITZRLND	1326	4838	2236	8339	
400 U STATES	74	540	4050	17479	
	131256	305580	654632	1567472	
FELT CLOTH N O P	LB				3285
400 U STATES			340	858	
			340	858	
OVERCOATINGS	LB				3286
100 U KINGDOM	191518	381841	1024973	2354396	
305 AUSTRIA			76	207	
306 BELGIUM			2233	7969	
327 FRANCE	1084	3698	2774	11425	
335 GERMANY W			111	253	
344 ITALY	53231	56105	150698	163997	
347 JAPAN	2011	4046	5231	11132	
354 NETHRLNDS	1086	2318	3949	8776	
376 SWITZRLND			143	550	
400 U STATES	284	1931	5924	18309	
	249214	449939	1196112	2577014	
TWEEDS	LB				3287
100 U KINGDOM	119860	235809	661828	1437675	
306 BELGIUM			75	252	
318 DENMARK	104	200	218	431	
327 FRANCE	1305	9888	8065	40375	
335 GERMANY W			296	520	
344 ITALY	99731	95938	598691	592043	
354 NETHRLNDS			859	2308	
389 IRELAND	76	286	366	1280	
400 U STATES	235	551	1697	5718	
	221311	342672	1272095	2080602	
WORSTEDS AND SERGES	LB				3288
100 U KINGDOM	618447	2037592	3344909	11837811	
227 BAHAMAS			18	182	
234 AUSTRALIA			5431	26374	
305 AUSTRIA	938	2504	5585	13279	
306 BELGIUM	2515	12633	19656	91234	
317 CZECHO S	110	125	110	125	
318 DENMARK	269	851	2786	7656	
327 FRANCE	25268	121993	108099	578759	
335 GERMANY W	5307	16307	16056	59528	
344 ITALY	87282	150124	412093	803263	
347 JAPAN	13313	43812	149075	549294	
354 NETHRLNDS	4429	15124	27432	76035	
375 SWEDEN	366	2094	1433	5123	
376 SWITZRLND	394	2242	3353	30682	
386 URUGUAY	994	3198	4422	14194	
389 IRELAND			2006	7876	
400 U STATES	6875	35585	70347	351171	
	766507	2444184	4172811	14452566	
WOVEN FABRICS N O P WOOL	LB				3289
100 U KINGDOM	46148	83795	244395	496997	
227 BAHAMAS			108	790	
305 AUSTRIA	537	940	550	1007	
306 BELGIUM	66	230	1682	7349	
318 DENMARK	48	204	2520	7613	
327 FRANCE	1225	6547	14301	74865	
335 GERMANY W	873	2590	2392	8490	
344 ITALY	19343	20552	99990	106483	
347 JAPAN	353	1762	4072	16262	
354 NETHRLNDS	1165	4179	2885	8086	
375 SWEDEN			220	478	
376 SWITZRLND	448	3530	2707	16859	
400 U STATES	6481	20134	51372	132449	
	76687	144463	427194	877728	
WOOL FAB 12 INS WIDE OR LESS	LB				3291
100 U KINGDOM	1600	11962	1924	13293	
327 FRANCE			404	2640	
400 U STATES	33	105	326	1484	
	1633	12067	2654	17417	
WOOL FABRICS CUT PILE PLUSH	LB				3292
100 U KINGDOM	2446	6766	5318	16577	
306 BELGIUM			1901	2654	
335 GERMANY W			274	718	
400 U STATES			689	2888	
	2446	6766	8382	22837	
BILLIARD CLOTH OF WOOL FABRIC	LB				3293
100 U KINGDOM	2742	9678	23167	86783	
306 BELGIUM			101	329	
400 U STATES			90	375	
	2742	9678	23358	87487	
CARPETS AXMINSTER IN ROLLS	SQ FT				3301
100 U KINGDOM	121287	60764	515166	264001	
306 BELGIUM	18155	7888	67509	32642	
327 FRANCE	2187	981	29733	13372	
335 GERMANY W	2493	1609	27140	14916	
400 U STATES	3028	2120	37542	22332	
	147150	73362	677090	347263	
CARPETS AXMINSTER SQUARES	SQ FT				3302
100 U KINGDOM	53885	22899	310872	145805	
306 BELGIUM			15372	8701	
318 DENMARK			226	222	
335 GERMANY W			2169	1063	
344 ITALY			628	407	
354 NETHRLNDS	374	213	374	213	
375 SWEDEN	790	754	1896	1323	
400 U STATES	3541	3299	25588	24596	
	58590	27165	357125	182330	

IMPORTS INTO CANADA FOR CONSUMPTION

Articles and Countries from which Imported		MONTH OF JULY 1958		SEVEN MONTHS ENDED JULY 1958		Class Number
		Quantities	Values (\$)	Quantities	Values (\$)	
CARPET BRUSSELS	WILTON IN ROLL	SQ FT				3303
100	U KINGDOM	505223	287690	2877866	1671548	
306	BELGIUM	485048	228401	4161453	1992448	
318	DENMARK			778	914	
327	FRANCE	8649	4017	52101	21975	
335	GERMANY W	14454	7158	184599	105698	
344	ITALY	8972	5755	111644	50382	
347	JAPAN	33860	10218	95040	27235	
353	MOROCCO			601	997	
354	NETHRLNDS			8145	2882	
375	SWEDEN	2337	838	5586	2607	
400	U STATES	22490	12080	198404	110653	
		1081033	556157	7696217	3987339	
CARPET BRUSSELS	WILTON SQUARES	SQ FT				3304
100	U KINGDOM	12480	8423	107601	59952	
306	BELGIUM	61911	27498	300915	134298	
318	DENMARK			3840	1870	
327	FRANCE	1527	924	26069	16517	
335	GERMANY W	2242	1775	12157	9143	
344	ITALY	2497	1864	13907	7825	
347	JAPAN			7200	1870	
359	NORWAY			356	124	
375	SWEDEN			528	262	
400	U STATES	3541	2396	49073	34185	
		84198	42880	521646	266046	
CARPETS INGRAIN	IN ROLLS	SQ FT				3305
100	U KINGDOM			16688	4979	
306	BELGIUM			4496	2117	
400	U STATES			21072	24733	
				42256	31829	
CARPETS INGRAIN	SQUARES	SQ FT				3306
100	U KINGDOM			3233	1271	
215	INDIA			24929	6018	
231	HONG KONG			40931	13295	
306	BELGIUM			930	330	
344	ITALY			628	399	
347	JAPAN	18897	4708	164140	39438	
400	U STATES	784	573	1477	1134	
		19681	5281	236268	61885	
CARPETS ORIENTAL		SQ FT				3307
100	U KINGDOM	640	1753	7358	8692	
215	INDIA	14991	14063	572180	554126	
216	PAKISTAN			60	62	
231	HONG KONG			730	1894	
313	CHINA	1290	4168	2682	8390	
318	DENMARK			264	226	
328	FR AFRICA			393	515	
336	GREECE	356	1057	356	1057	
340	HUNGARY	129	103	129	103	
342	IRAN	848	2773	13283	32097	
343	IRAQ			366	290	
347	JAPAN	5790	1890	5790	1890	
352	MEXICO	304	371	834	1172	
353	MOROCCO	1906	2957	4037	6864	
354	NETHRLNDS			3017	5384	
355	INDONESIA			260	343	
359	NORWAY			108	56	
372	SPAIN	85	100	85	100	
379	TURKEY			296	998	
384	P RICO			285	556	
391	LEBANON			468	785	
400	U STATES	4169	8747	35799	35276	
		30508	37982	648780	660876	
CARPETS TAPESTRY	IN ROLLS	SQ FT				3308
306	BELGIUM			864	552	
327	FRANCE	4079	1692	162037	68773	
335	GERMANY W	2778	1773	51637	34439	
		6857	3465	214538	103764	
CARPETS TAPESTRY	SQUARES	SQ FT				3309
327	FRANCE	941	489	941	489	
335	GERMANY W	90	55	2300	1409	
400	U STATES			708	207	
		1031	544	3949	2105	
MATS HEARTH RUGS	AND RUNNERS	SQ FT				3310
100	U KINGDOM	23604	6637	54789	18597	
215	INDIA			3839	577	
318	DENMARK			582	262	
327	FRANCE	1386	1150	1640	1374	
335	GERMANY W			628	519	
347	JAPAN			5619	1160	
354	NETHRLNDS			70	50	
400	U STATES	5276	1241	142294	6035	
		30266	9028	81461	28574	
GLOVES MITTS AND	MITTENS WOOL	DZ PR				3320
100	U KINGDOM	430	2932	688	6368	
231	HONG KONG	14691	42531	92289	244686	
306	BELGIUM	137	1035	137	1035	
318	DENMARK	8	187	8	187	
327	FRANCE	90	749	95	802	
335	GERMANY W	50	287	50	287	
344	ITALY	931	3933	4916	17037	
347	JAPAN	33368	112291	79745	269009	
359	NORWAY			12	65	
376	SWITZRLND	109	1250	243	2790	
400	U STATES	815	4295	2265	10718	
		50629	169490	180448	552984	

IMPORTS INTO CANADA FOR CONSUMPTION

Articles and Countries from which Imported	MONTH OF JULY 1958		SEVEN MONTHS ENDED JULY 1958		Class Number
	Quantities	Values (\$)	Quantities	Values (\$)	
SHAWLS WOOL KNITTED OR WOVEN	LB				3321
100 U KINGDOM	1918	3692	8305	26772	
306 BELGIUM	246	1076	889	3111	
335 GERMANY W			68	501	
347 JAPAN			1160	4046	
372 SPAIN			21	169	
376 SWITZRLND	100	632	100	632	
400 U STATES	21	131	41	228	
	2285	5531	10584	35459	
SOCKS AND STOCKINGS WOOL	DZ PR				3322
100 U KINGDOM	25999	128194	103177	593967	
327 FRANCE			15	288	
335 GERMANY W			17	178	
347 JAPAN			130	464	
354 NETHRLNDS			105	420	
359 NORWAY	49	417	162	1253	
376 SWITZRLND	9	104	14	155	
400 U STATES	67	473	501	3705	
	26124	129188	104121	600430	
UNDERWEAR WOOL KNITTED	LB				3323
100 U KINGDOM	11685	32452	19538	58359	
335 GERMANY W			21	74	
376 SWITZRLND	32	400	199	2342	
400 U STATES	1311	4859	2565	9519	
	13028	37711	22323	70294	
CLTHNG WVN WOOL WOMENS CHLD RNS	LB				3324
100 U KINGDOM	18089	134798	56118	469521	
215 INDIA			14	145	
231 HONG KONG	105	949	144	1098	
234 AUSTRALIA			87	394	
304 ARGENTINA	308	904	308	904	
305 AUSTRIA	107	1319	801	7439	
306 BELGIUM	2689	9661	4025	16146	
317 CZECHO S	624	3198	2719	14954	
327 FRANCE	817	14094	2331	46920	
335 GERMANY W	417	2694	1816	12796	
340 HUNGARY	28	169	28	169	
344 ITALY	688	5373	2298	14481	
347 JAPAN	8224	14448	18179	51413	
354 NETHRLNDS	977	4376	1488	7001	
360 ISRAEL			144	1337	
372 SPAIN			4	65	
375 SWEDEN	256	4781	452	10747	
376 SWITZRLND	1678	19162	7711	75284	
389 IRELAND	244	875	679	6444	
400 U STATES	2719	29523	18586	208799	
	37970	246324	117932	946057	
CLOTHING NOP WOVEN WOOL FABRIC	LB				3325
100 U KINGDOM	2845	21050	17029	130650	
231 HONG KONG	5	85	224	949	
234 AUSTRALIA			80	651	
305 AUSTRIA	32	211	61	475	
306 BELGIUM			3368	16040	
317 CZECHO S			48	162	
327 FRANCE	350	2603	761	5975	
335 GERMANY W	1773	8229	5292	27885	
344 ITALY	43	666	47	724	
347 JAPAN	295	413	645	1326	
354 NETHRLNDS			100	498	
360 ISRAEL			24	192	
375 SWEDEN			15	158	
376 SWITZRLND			22	232	
389 IRELAND			18	181	
400 U STATES	1649	8272	9342	28159	
	6992	41529	37076	214257	
CLTHG WVN WOOL OUTER MENS BOYS	LB				3326
100 U KINGDOM	9074	72717	83517	575976	
231 HONG KONG	15	127	23	230	
306 BELGIUM	86	431	86	431	
327 FRANCE			125	565	
335 GERMANY W	2467	7420	5788	25308	
344 ITALY			461	3296	
347 JAPAN			4143	3726	
354 NETHRLNDS			456	1816	
375 SWEDEN	253	724	262	967	
376 SWITZRLND	8	62	175	693	
389 IRELAND			10	172	
400 U STATES	726	3742	13689	56417	
	12629	85223	108735	669597	
CLTHG NOP WOOL KNIT INFTS CHLD	LB				3327
100 U KINGDOM	8984	42963	31783	157133	
231 HONG KONG	25	56	25	56	
305 AUSTRIA	111	1164	116	1219	
306 BELGIUM	1515	10366	5336	33487	
318 DENMARK			8	50	
327 FRANCE			80	280	
335 GERMANY W	23	192	1004	5212	
344 ITALY	766	2892	1778	6386	
347 JAPAN	787	2013	2260	7769	
354 NETHRLNDS			646	1715	
372 SPAIN			970	6173	
376 SWITZRLND	225	1599	348	2556	
400 U STATES	982	4716	2450	10290	
	13418	65961	46804	232326	
CLTHG NOP WOOL KNIT WOMNS GRLS	LB				3328
100 U KINGDOM	42218	294599	228845	1795497	

IMPORTS INTO CANADA FOR CONSUMPTION

Articles and Countries from which Imported	MONTH OF JULY 1958		SEVEN MONTHS ENDED JULY 1958		Class Number
	Quantities	Values (\$)	Quantities	Values (\$)	
231 HONG KONG			44	651	
234 AUSTRALIA			30	250	
305 AUSTRIA	3175	27398	19220	215036	
306 BELGIUM	361	1519	2690	10663	
318 DENMARK	176	2012	231	2715	
326 FINLAND			47	334	
327 FRANCE	663	6594	1445	16140	
335 GERMANY W	938	7275	6651	50548	
344 ITALY	5220	40243	24464	202217	
347 JAPAN	6598	12965	9941	31277	
354 NETHRLNDS			346	1032	
359 NORWAY	69	488	453	2967	
360 ISRAEL			86	1012	
375 SWEDEN			3	85	
376 SWITZRLND	1234	13098	4903	49880	
389 IRELAND	22	198	103	917	
400 U STATES	2450	17254	12851	85431	
	63124	423643	312353	2466652	
CLTHG NOP WOOL KNIT MENS BOYS	LB				3329
100 U KINGDOM	22848	103774	55120	327495	
305 AUSTRIA	1575	10891	2292	17911	
306 BELGIUM			248	927	
318 DENMARK	18	231	18	231	
326 FINLAND			88	598	
327 FRANCE	167	1398	260	1932	
335 GERMANY W	358	1871	1459	8267	
344 ITALY	1558	12602	14936	43861	
347 JAPAN	287	530	3516	10903	
354 NETHRLNDS			162	499	
359 NORWAY	66	315	1412	3614	
376 SWITZRLND	158	1484	719	6878	
389 IRELAND			9	78	
400 U STATES	2277	7799	4829	20515	
	29312	140895	85068	443709	
BELTING OF CAMELS HAIR	LB				3341
100 U KINGDOM			1058	2428	
			1058	2428	
BLANKETS N O P WOOL	LB				3342
100 U KINGDOM	26171	40766	173163	253522	
305 AUSTRIA			56	106	
306 BELGIUM	49	117	2811	3041	
344 ITALY			1237	1804	
352 MEXICO			629	616	
354 NETHRLNDS	2379	2997	7175	7893	
359 NORWAY			90	107	
375 SWEDEN			123	170	
400 U STATES	12181	14592	53771	67271	
	40780	58472	239055	334530	
FELT PRESSED	LB				3343
100 U KINGDOM	505	1569	5243	11668	
335 GERMANY W	258	439	4304	6475	
400 U STATES	922	2808	28246	38171	
	1685	4816	37793	56314	
RUGS RAILWAY STEAMER AND AUTO	LB				3344
100 U KINGDOM	5151	13923	32383	85812	
305 AUSTRIA			69	147	
335 GERMANY W			159	730	
344 ITALY	9170	5233	174722	93808	
347 JAPAN			645	272	
354 NETHRLNDS			42	54	
359 NORWAY			46	102	
400 U STATES	54	60	1041	1014	
	14375	19216	209107	181939	
WOOL MANUFACTURES N O P	LB				3345
100 U KINGDOM	3268	13212	8037	31326	
306 BELGIUM	682	1504	2002	3919	
318 DENMARK			45	146	
327 FRANCE			182	547	
335 GERMANY W	565	1223	2440	4971	
344 ITALY	224	1271	260	1527	
347 JAPAN			544	893	
354 NETHRLNDS	49	113	220	435	
375 SWEDEN			109	306	
376 SWITZRLND	4	187	258	746	
400 U STATES	15432	27205	86918	175286	
	20224	44715	101015	220102	
YARN SYNTHETIC ACETATE SINGLES	LB				3360
100 U KINGDOM			8537	5838	
335 GERMANY W	7689	8016	26085	28131	
400 U STATES			16632	10741	
	7689	8016	51254	44710	
YARNS SYNTHETIC SINGLES N O P	LB				3361
100 U KINGDOM	15887	9402	79950	49380	
335 GERMANY W			6850	7928	
344 ITALY	2204	1029	2204	1029	
376 SWITZRLND			201	167	
400 U STATES	5966	5250	108995	108899	
	24057	15681	198200	167403	
YARNS THREADS SYNTHETIC N O P	LB				3362
100 U KINGDOM	1667	2679	20195	25833	
327 FRANCE	2944	4741	13162	25883	
335 GERMANY W	18683	19866	47854	75275	
344 ITALY	2989	9057	4497	10545	
347 JAPAN			6280	4268	
354 NETHRLNDS			12098	11550	
376 SWITZRLND	334	301	1333	1308	

IMPORTS INTO CANADA FOR CONSUMPTION

Articles and Countries from which Imported	MONTH OF JULY 1958		SEVEN MONTHS ENDED JULY 1958		Class Number
	Quantities	Values (\$)	Quantities	Values (\$)	
400 U STATES	117645	156731	878410	1119707	
YARN SYNTHETIC FOR PILE FABRIC	144262	193375	983829	1274369	3363
400 U STATES	LB		131	253	
YARNS SYNTHETIC ACETATE TWIST	LB		131	253	3364
100 U KINGDOM	76	85	551	965	
400 U STATES	92876	85676	318625	302582	
STAPLE FIBRES SYNTHETIC	92952	85761	319176	303547	3365
100 U KINGDOM	LB				
305 AUSTRIA	103096	37088	432521	157340	
316 CUBA	35976	9756	315406	83500	
327 FRANCE	243984	95350	486474	193039	
335 GERMANY W			2238	2207	
344 ITALY	380	118	171539	68892	
400 U STATES	300829	214046	81938	23680	
TOPS OF SYNTHETIC FIBRES	684265	356358	2119641	1473391	3366
100 U KINGDOM	LB		3609757	2002049	
335 GERMANY W	20975	9263	67427	36723	
400 U STATES	22151	11355	249767	137083	
WASTE SHORT FIBRE SYNTHETIC	8255	9674	148771	161591	3367
100 U KINGDOM	51381	30292	465965	335397	
327 FRANCE	LB				
400 U STATES	80	70	80	70	
YARNS FROM POLYAMIDES NYLON			364	580	3368
100 U KINGDOM	73434	30890	514152	232979	
327 FRANCE	73514	30960	514596	233629	
335 GERMANY W	LB				
400 U STATES	60	152	3096	9228	
YARN SYNTHETIC FOR TIRE FABRIC			5663	14300	3369
316 CUBA			3214	7348	
400 U STATES	27883	71823	293073	913166	
KNITTED FABRIC SYNTHETIC FIBRE	27943	71975	305046	944042	3371
100 U KINGDOM	LB				
305 AUSTRIA	620	3586	33788	54582	
327 FRANCE	10	69	10	69	
335 GERMANY W			164	708	
344 ITALY	55	301	55	301	
376 SWITZRLND			15	103	
400 U STATES	359	1123	706	2147	
FABRICS SYNTHETIC FIBRE N O P	64516	201502	296308	818804	3372
100 U KINGDOM	65560	206581	331046	876714	
231 HONG KONG	LB				
305 AUSTRIA	48663	88692	240774	397747	
306 BELGIUM	505	1799	900	2837	
313 CHINA	12730	18979	29296	43199	
317 CZECHO S	1905	2821	13930	21018	
327 FRANCE			16	118	
335 GERMANY W	28	50	28	50	
344 ITALY	4093	17239	14367	67534	
347 JAPAN	84021	118359	431717	701302	
354 NETHRLNDS	40196	50750	231707	308732	
372 SPAIN	30995	35885	158559	242677	
375 SWEDEN	12500	19822	103842	160641	
376 SWITZRLND			2913	7176	
400 U STATES	3734	16166	15573	59459	
RIBBONS OF SYNTHETIC FIBRES	694710	1523141	5064092	11624696	3373
100 U KINGDOM	934080	1893703	6308019	13638706	
317 CZECHO S	LB				
327 FRANCE	490	1574	9245	24044	
335 GERMANY W	178	314	2740	2330	
344 ITALY	1447	6021	8504	28668	
347 JAPAN	251	1275	2677	10442	
376 SWITZRLND			14	215	
400 U STATES	10774	8658	50317	39914	
STOCKINGS NYLON WOMENS	2364	9033	11666	40119	3376
100 U KINGDOM	27395	57550	236127	490069	
305 AUSTRIA	42899	84425	321290	635801	
327 FRANCE	DZ PR				
335 GERMANY W	28672	122392	200254	890882	
344 ITALY			115	770	
347 JAPAN	222	1851	445	3967	
354 NETHRLNDS	143	833	506	3303	
400 U STATES	25	89	289	1452	
STOCKINGS SYNTHETIC MENS BOYS			1950	5766	3378
100 U KINGDOM	193	1053	475	3041	
327 FRANCE	7532	39652	76330	420592	
335 GERMANY W	36787	165870	280364	1329773	
344 ITALY	DZ PR				
376 SWITZRLND	688	5152	9549	55837	
400 U STATES	197	1462	1671	12189	
STOCKINGS SYNTHETIC FIBRE NOP			114	612	3379
100 U KINGDOM	27	179	131	709	
305 AUSTRIA	15031	54255	68483	263470	
335 GERMANY W	15943	61048	80422	337034	
	DZ PR				
	2222	6545	21682	55290	
	30	225	110	681	
			526	3472	

IMPORTS INTO CANADA FOR CONSUMPTION

Articles and Countries from which Imported	MONTH OF JULY 1958		SEVEN MONTHS ENDED JULY 1958		Class Number
	Quantities	Values (\$)	Quantities	Values (\$)	
354 NETHRLNDS			65	207	
400 U STATES	6365	23519	44673	167807	
	8617	30289	67056	227457	
GLOVES OF SYNTHETIC FIBRES	DZ PR				3380
100 U KINGDOM	26	177	1560	18364	
231 HONG KONG	16515	57175	102818	344886	
232 MALTA			251	2192	
305 AUSTRIA			502	3231	
317 CZECHO S			5244	20743	
327 FRANCE	256	1015	665	3634	
335 GERMANY W	2362	16299	17546	105235	
344 ITALY	2800	7294	14935	58282	
347 JAPAN	15591	44983	103487	296388	
400 U STATES	1685	10792	9759	83197	
	39235	137735	256767	936152	
CLOTHING NOP WOVEN SYNTH FIBRE	OZ				3383
100 U KINGDOM	23389	8114	124291	450999	
225 TRINIDAD			576	156	
231 HONG KONG	33061	4219	466076	45258	
305 AUSTRIA	5056	1931	22304	10916	
306 BELGIUM			544	344	
318 DENMARK			941	319	
327 FRANCE	19101	6384	55183	26579	
335 GERMANY W	18970	3394	54617	20721	
344 ITALY	194718	50849	296792	102906	
347 JAPAN	4049625	232931	18502840	1208406	
354 NETHRLNDS	129	58	385	160	
359 NORWAY			120	99	
360 ISRAEL			107883	47240	
372 SPAIN	781	611	1261	1278	
375 SWEDEN			952	283	
376 SWITZRLND	2407	1619	14232	9917	
400 U STATES	445071	108177	4131266	1159199	
	4792308	418287	23780263	2678880	
DRESSES WVN SYNT WOMENS CHLDNS	NO				3384
100 U KINGDOM	93	3948	525	14398	
231 HONG KONG			3678	3415	
305 AUSTRIA	5	279	14	330	
306 BELGIUM	2	192	259	3280	
327 FRANCE	49	1334	276	10890	
335 GERMANY W	43	573	119	1262	
344 ITALY	1	232	8	645	
347 JAPAN	3528	1254	12168	4385	
352 MEXICO			360	1192	
354 NETHRLNDS			18	242	
375 SWEDEN	1	70	47	995	
376 SWITZRLND	94	4602	243	9424	
400 U STATES	10179	64188	130550	784754	
	13995	76672	148265	835212	
UNDERWEAR KNITTED SYNTHETIC	L8				3385
100 U KINGDOM	7096	17878	14112	40150	
231 HONG KONG			95	194	
335 GERMANY W	168	536	328	831	
347 JAPAN	2319	8088	3647	9910	
376 SWITZRLND	16	245	16	245	
400 U STATES	2892	11743	21263	83470	
	12491	38490	39461	134800	
CLTHG SYNT FIB KNIT INFTS CHLD	L8				3386
100 U KINGDOM	211	712	1318	4161	
305 AUSTRIA			20	131	
306 BELGIUM	732	2267	1104	3753	
347 JAPAN	25	135	3665	3343	
400 U STATES	660	3525	6819	28721	
	1628	6639	12926	40109	
CLTHG SYNT FIB KNIT WOMNS GRLS	L8				3387
100 U KINGDOM	1182	3463	3876	17231	
305 AUSTRIA	207	1462	1465	11948	
306 BELGIUM	10	50	59	892	
327 FRANCE	14	370	300	4668	
335 GERMANY W	96	674	147	1147	
344 ITALY			261	1391	
347 JAPAN			377	1931	
354 NETHRLNDS	15	54	1152	3311	
376 SWITZRLND	23	313	474	3062	
400 U STATES	13401	62457	89438	389909	
	14948	68843	97549	435490	
CLTHG SYNT FIB KNIT MENS BOYS	LB				3388
100 U KINGDOM	23	150	7111	15929	
231 HONG KONG			372	201	
305 AUSTRIA	8	79	235	1960	
327 FRANCE			65	827	
335 GERMANY W			169	793	
344 ITALY			100	319	
347 JAPAN			38943	28700	
359 NORWAY			15	66	
376 SWITZRLND			123	2071	
400 U STATES	2988	10811	25241	87701	
	3019	11040	72374	138567	
CURTAINS OF SYNTHETIC FIBRE	OZ				3390
100 U KINGDOM	22370	2903	60982	9637	
376 SWITZRLND			3488	998	
400 U STATES	587804	111565	4216938	734938	
	610174	114468	4281408	745573	
HANDKERCHIEFS SYNTHETIC FIBRE	OZ				3391
100 U KINGDOM			1555	306	
231 HONG KONG			992	89	

IMPORTS INTO CANADA FOR CONSUMPTION

Articles and Countries from which Imported		MONTH OF JULY 1958		SEVEN MONTHS ENDED JULY 1958		Class Number
		Quantities	Values (\$)	Quantities	Values (\$)	
347	JAPAN	18928	1407	121472	6228	3392
376	SWITZRLND			2464	2415	
400	U STATES	528	298	9400	3690	
		19456	1705	135883	12728	
SYNTHETIC FIBRE MANUF	FACTRS NOP	02				
100	U KINGDOM	331159	30944	2629144	173894	
231	HONG KONG	7408	485	17899	1044	
305	AUSTRIA	529	194	1012	801	
306	BELGIUM			1162	205	
327	FRANCE	42504	10423	125409	22750	
335	GERMANY W	6070	1119	161593	27542	
344	ITALY	171377	20678	1268531	84698	
347	JAPAN	1049710	53980	5852947	290068	
354	NETHRLNDS	35136	4109	47608	5566	
375	SWEDEN	560	401	4280	2221	
376	SWITZRLND	4314	2083	43171	16765	
390	GERMANY E			189	159	
400	U STATES	3822222	431760	22284160	2516169	
		5477989	556176	32437105	3141882	
SYNTH FIBRE FOR ELEC	APPARATUS	02				3393
100	U KINGDOM	5376	842	27483	3476	
400	U STATES	35020	8743	405360	83963	
		40396	9585	432843	87439	
HAIR CLOTH						3401
100	U KINGDOM		12260		51536	
400	U STATES		301		3776	
			12561		55312	
KAPOK		CWT				3411
215	INDIA			128	2223	
354	NETHRLNDS	557	10736	1009	20695	
355	INDONESIA			220	6243	
371	THAILAND	301	7145	859	19027	
400	U STATES	114	3149	1219	38438	
		972	21030	3435	86626	
MANILA FIBRE		CWT				3412
337	GUATEMALA			1353	31954	
364	PHIL	700	10381	12550	239389	
400	U STATES	1079	17935	6515	138213	
		1779	28316	20418	409556	
SISAL ISTLE TAMPICO	FIBRE	CWT				3413
203	RE AFR	2485	17887	17531	142007	
309	BRAZIL	9949	69603	87419	643299	
320	DOM REP			1281	10073	
338	HAITI	5435	34790	68167	480006	
352	MEXICO	4390	29514	24335	187339	
394	PORT E AF			1119	7909	
400	U STATES	32668	248563	203988	1637315	
		54927	400357	403840	3107948	
VEGETABLE FIBRE N O P		CWT				3414
100	U KINGDOM			184	4577	
215	INDIA	28	362	226	1649	
221	BR GUIANA			18	130	
309	BRAZIL			906	4370	
333	MADAGASCAR	14	372	49	1733	
352	MEXICO	359	1990	805	4655	
353	MOROCCO			225	1265	
400	U STATES	133	1557	2407	30444	
		534	4281	4820	48823	
BALER TWINE		CWT				3420
100	U KINGDOM	940	13167	25004	350252	
306	BELGIUM	240	3007	13790	171586	
316	CUBA	960	11403	11040	134175	
318	DENMARK	1555	22191	22272	299673	
335	GERMANY W			160	2258	
352	MEXICO	960	11142	7260	77138	
354	NETHRLNDS	1108	13633	19332	242614	
366	PORTUGAL	3442	39889	16350	195755	
400	U STATES	10	157	77	1041	
		9215	114589	115285	1474492	
GRASSES SEAWEEED	MOSSES BAGASSE					3421
100	U KINGDOM		2023		31201	
231	HONG KONG				1799	
318	DENMARK				1504	
335	GERMANY W				122	
344	ITALY				903	
347	JAPAN		1439		9794	
354	NETHRLNDS				1722	
359	NORWAY				696	
383	HAWAII				147	
400	U STATES		16997		91235	
			20459		139123	
BINDER TWINE		CWT				3422
100	U KINGDOM	100	1280	1718	24906	
306	BELGIUM	1575	18980	5288	64030	
318	DENMARK	799	10656	9605	125735	
335	GERMANY W	687	8622	1327	16044	
352	MEXICO	360	5253	398	5707	
354	NETHRLNDS	750	9677	7145	92074	
366	PORTUGAL	750	8521	2622	30921	
		5021	62989	28103	359417	
COIR AND COIR YARN		CWT				3423
100	U KINGDOM			57	855	
215	INDIA			2079	19287	
400	U STATES			35	463	
				2171	20605	

IMPORTS INTO CANADA FOR CONSUMPTION

Articles and Countries from which Imported	MONTH OF JULY 1958		SEVEN MONTHS ENDED JULY 1958		Class Number
	Quantities	Values (\$)	Quantities	Values (\$)	
MATS RUGS N O P OF COCOA FIBRE	SQ YD				3424
100 U KINGDOM			2405	2270	
203 B E AFR			716	476	
215 INDIA	3462	1983	56814	29337	
335 GERMANY W			122	205	
354 NETHRLNDS			4651	4556	
	3462	1983	64708	36344	
STRAW OR PAPER CARPETING RUGS					3425
223 BARBADDS				70	
228 LEEW WIND		73		73	
231 HONG KONG		237		7571	
347 JAPAN				20481	
383 HAWAII				235	
400 U STATES		90		12827	
		400		41257	
VEGETABLE FIBRES FOR BRUSHES	CWT				3428
100 U KINGDOM	404	6873	1144	34472	
215 INDIA	11	52	191	950	
304 ARGENTINA			10	2153	
306 BELGIUM	16	296	486	7040	
352 MEXICO	130	7633	2018	106072	
354 NETHRLNDS	63	1140	676	9386	
400 U STATES	257	9798	2243	114648	
	881	25792	6768	274921	
MATS CUT PILE OF COCOA FIBRE	SQ FT				3429
100 U KINGDOM			4924	724	
215 INDIA	17991	3503	314499	51510	
354 NETHRLNDS			1483	625	
	17991	3503	320906	52859	
WASTE FOR FURTHER PREPARATION	CWT				3451
100 U KINGDOM	2137	29849	11294	245736	
215 INDIA	632	5550	1428	17747	
216 PAKISTAN	501	2684	1401	6490	
231 HONG KONG			224	976	
236 NEW ZEAL			16	899	
306 BELGIUM	524	3402	5094	41420	
335 GERMANY W	294	5030	521	6815	
338 HAITI			1576	10987	
344 ITALY			1458	10160	
352 MEXICO	542	3037	1094	6145	
354 NETHRLNDS	4150	65242	7118	88207	
375 SWEDEN	112	2076	444	3044	
384 P RICO			408	4394	
386 URUGUAY	15	556	15	556	
400 U STATES	44793	304832	257182	2017103	
	53700	422258	289273	2460679	
WASTE FOR WIPING RAGS N O P	CWT				3452
100 U KINGDOM	695	17537	2653	55570	
234 AUSTRALIA	95	965	203	3707	
306 BELGIUM			1743	22973	
335 GERMANY W	182	2584	208	2972	
347 JAPAN			300	4562	
354 NETHRLNDS	641	10049	1752	22778	
375 SWEDEN			356	6668	
389 IRELAND			43	194	
400 U STATES	22290	188276	165979	1374323	
	23903	219411	173237	1493747	
WASTE GARNETTED READY FOR USE	LB				3453
100 U KINGDOM	4632	1028	28347	4704	
327 FRANCE			4550	4819	
347 JAPAN	1000	217	105217	10591	
400 U STATES	157530	28782	990267	142025	
	163162	30027	1128381	162139	
BATTS BATTING WADDING N O P	LB				3454
100 U KINGDOM			415	198	
400 U STATES	17345	11960	208428	94309	
	17345	11960	208843	94507	
FISH NETS NETTINGS COMMERCIAL	LB				3460
100 U KINGDOM	54872	91224	474019	721008	
318 DENMARK	962	5421	4722	22751	
335 GERMANY W	163	232	970	1922	
347 JAPAN	12110	31743	262195	419038	
354 NETHRLNDS	2834	9976	43526	68262	
359 NORWAY			558	936	
400 U STATES	7006	13077	65216	123609	
	77947	151673	851206	1357526	
FISHING LINES COMMERCIAL	LB				3461
100 U KINGDOM	29013	25458	298909	213375	
318 DENMARK			200	104	
335 GERMANY W	476	874	6133	15209	
347 JAPAN			19471	22361	
354 NETHRLNDS	4000	1200	25507	8252	
359 NORWAY			13780	9313	
389 IRELAND			2725	791	
400 U STATES	18343	17632	183659	216073	
	51832	45164	550384	485478	
CORDAGE MANILA OVER 1 IN CIRC	LB				3463
100 U KINGDOM	188366	48657	1016135	265232	
318 DENMARK			24281	5032	
352 MEXICO			34949	5370	
364 PHIL			45000	9534	
366 PORTUGAL	15163	1668	37102	4555	
389 IRELAND			6685	1582	
400 U STATES	9781	3458	33060	12558	
	213310	53783	1197212	303863	

IMPORTS INTO CANADA FOR CONSUMPTION

Articles and Countries from which Imported	MONTH OF JULY 1958		SEVEN MONTHS ENDED JULY 1958		Class Number
	Quantities	Values (\$)	Quantities	Values (\$)	
CORDAGE COMMERCIAL FISH NET	LB				3464
100 U KINGDOM	32647	7960	609552	150548	
306 BELGIUM			102257	23647	
318 DENMARK			186755	43406	
335 GERMANY W			30811	6896	
347 JAPAN	379	403	16754	25635	
352 MEXICO			35204	5409	
354 NETHRLNDS			206014	41146	
364 PHIL			27791	5634	
389 IRELAND			44397	12269	
400 U STATES		1648	15491	19524	
	2119	1648			
	35145	10011	1275026	336114	
CORDAGE OVER 1 INCH NOP	LB				3465
100 U KINGDOM	31860	12643	244587	65353	
220 BERMUDA			4000	153	
354 NETHRLNDS			9480	1535	
400 U STATES	4943	2857	92406	21651	
	36803	15500	350473	88692	
COTTON FABRIC RUBBERIZED	LB				3472
100 U KINGDOM	613	721	10320	7458	
335 GERMANY W			2339	3100	
354 NETHRLNDS			180	167	
400 U STATES	54341	43899	392560	275459	
	54954	44620	405399	286184	
COTTON WINDOW SHADE CLOTH	LB				3473
100 U KINGDOM	81	109	4161	3389	
400 U STATES	1770	3463	8801	14430	
	1851	3572	12962	17819	
COTTON FABRICS COATED N O P	LB				3474
100 U KINGDOM	29877	32616	202003	210209	
306 BELGIUM			582	1336	
327 FRANCE	296	146	4551	4489	
335 GERMANY W	6582	4664	37531	34822	
347 JAPAN			4583	2647	
354 NETHRLNDS	5640	3978	6884	5362	
376 SWITZRLND	441	1247	1101	3054	
400 U STATES	379470	330440	2961505	2798940	
	422306	373091	3218740	3060859	
ARTISTS CANVAS COATED PREPARED					3475
100 U KINGDOM				448	
306 BELGIUM		210		539	
327 FRANCE				201	
354 NETHRLNDS				231	
400 U STATES		505		6223	
		715		7642	
CANVAS FLAX FOR TENTS AWNINGS	LB				3476
100 U KINGDOM	2580	1551	39051	25176	
327 FRANCE			1505	763	
400 U STATES			412	798	
	2580	1551	40968	26737	
FABRICS JUTE COATED	LB				3478
100 U KINGDOM	1086	425	5046	1853	
400 U STATES	17479	5714	90814	25511	
	18565	6139	95860	27364	
FABRICS VEG FIBRE COATED	LB				3479
100 U KINGDOM	44069	9040	181978	89677	
306 BELGIUM			50	56	
327 FRANCE	612	375	2030	1252	
347 JAPAN	54393	9972	443142	70979	
400 U STATES	29633	36708	244857	275622	
	128707	56095	872057	437586	
FABRICS FOR BRATTICE CLOTH	LB				3480
100 U KINGDOM	4912	887	288745	39585	
400 U STATES			8294	2110	
	4912	887	297039	41695	
FABRICS SILK COATED	LB				3481
400 U STATES	578	2655	5332	27674	
	578	2655	5332	27674	
FABRICS WOOL COATED	LB				3483
305 AUSTRIA			128	238	
306 BELGIUM	772	1866	7365	12362	
335 GERMANY W	665	1405	29208	53466	
400 U STATES	3197	2357	39738	36501	
	4634	5628	76439	102567	
FABRICS SYNTHETIC FIBRE COATED	LB				3484
100 U KINGDOM	2319	1769	21102	16652	
306 BELGIUM	35370	36713	260631	270071	
327 FRANCE	86	368	86	368	
335 GERMANY W			83	163	
347 JAPAN			2515	564	
400 U STATES	224976	317437	1408281	2063246	
	262751	356287	1692698	2351664	
OILCLOTH FLOOR LINOLEUM	LB				3485
100 U KINGDOM	3051945	404050	21053326	2721168	
400 U STATES	1007087	184227	6895247	1268281	
	4059032	588277	27948573	3989449	
OILCLOTH CARRIAGE SHELF TABLE	LB				3486
100 U KINGDOM			17620	13254	
400 U STATES	9927	5209	95432	59348	
	9927	5209	113052	72602	
TYPEWRITER RIBBONS	LB				3487
100 U KINGDOM	354	1130	3979	9136	
305 AUSTRIA			2683	7198	
327 FRANCE			280	440	
400 U STATES	229	2203	2370	21436	
	583	3333	9312	38210	

IMPORTS INTO CANADA FOR CONSUMPTION

Articles and Countries from which Imported	MONTH OF JULY 1958		SEVEN MONTHS ENDED JULY 1958		Class Number	
	Quantities	Values (\$)	Quantities	Values (\$)		
FABRICS COTTON TO COVER RUBBER	LB				3488	
100 U KINGDOM	4742	5977	34323	47299		
400 U STATES	705	910	10077	14144		
		5447	6887	44400	61443	
CORD TIRE FABRICS SYNTH FIBRE	LB				3489	
400 U STATES	11949	16812	291867	308907		
		11949	16812	291867	308907	
LACE EMBROIDERIES BOBBINET NOP	LB				3501	
100 U KINGDOM	2240	16512	20173	118447		
215 INDIA			512	1326		
231 HONG KONG			545	1880		
305 AUSTRIA	486	3850	1338	11919		
306 BELGIUM			46	633		
327 FRANCE	4176	45024	29345	297237		
335 GERMANY W	60	481	1382	6544		
340 HUNGARY			2	294		
344 ITALY	1850	4239	2170	5321		
347 JAPAN	1693	1793	24138	28815		
354 NETHRLNDS	220	495	535	1274		
367 AZORES			144	695		
372 SPAIN	35	339	35	339		
376 SWITZRLND	156	3286	1767	24263		
400 U STATES	40658	165881	281285	1143401		
	51574	241900	363417	1642388		
CORSETS GIRDLES BRASS IERES					3510	
100 U KINGDOM				1887		
225 TRINIDAD				12469		
231 HONG KONG				4070		
327 FRANCE				293		
335 GERMANY W		279		1446		
347 JAPAN		32048		109462		
354 NETHRLNDS				186		
400 U STATES		74990		561777		
		107317		691590		
BRACES OR SUSPENDERS AND PARTS					3511	
100 U KINGDOM		928		6011		
327 FRANCE				293		
335 GERMANY W		2136		34531		
344 ITALY		117		117		
400 U STATES		4491		23387		
		7672		64339		
CHURCH VESTMENTS ANY MATERIAL					3512	
100 U KINGDOM		1142		13308		
306 BELGIUM		222		2606		
327 FRANCE		8412		58600		
335 GERMANY W				423		
344 ITALY				2209		
347 JAPAN				185		
360 ISRAEL				75		
372 SPAIN				475		
376 SWITZRLND				574		
390 GERMANY E		545		965		
400 U STATES		7672		40442		
		17993		119862		
GARMENTS KNITTED N O P	LB				3514	
100 U KINGDOM	837	2746	1110	6331		
335 GERMANY W			1727	3076		
344 ITALY			58	1097		
347 JAPAN			2050	1779		
400 U STATES			817	3410		
	837	2746	5772	15693		
GLOVES MITTS AND MITTENS N O P	DZ PR				3515	
100 U KINGDOM			868	5326		
231 HONG KONG			6462	21753		
327 FRANCE			48	1035		
335 GERMANY W			95	441		
344 ITALY			392	952		
347 JAPAN	1367	5091	14090	31049		
400 U STATES	1234	6975	16111	70504		
	2601	12066	38066	131060		
BERETS OF WOOL KNITTED FULLED	DOZ				3516	
100 U KINGDOM	1337	6261	5584	26819		
327 FRANCE			1664	5428		
344 ITALY			6	74		
400 U STATES			23	167		
	1337	6261	7277	32488		
CAPS BONNETS BERETS N O P	DOZ				3517	
100 U KINGDOM	2196	12517	20441	102765		
231 HONG KONG			242	728		
305 AUSTRIA			3	58		
306 BELGIUM			53	238		
318 DENMARK	8	187	82	479		
327 FRANCE	274	2239	1059	5910		
335 GERMANY W	17	448	5285	15827		
344 ITALY	555	8802	1073	12897		
347 JAPAN	10612	21574	133615	152860		
359 NORWAY	42	713	87	1144		
376 SWITZRLND	159	1968	277	3168		
400 U STATES	15732	61305	85670	254764		
	29595	109753	247887	550938		
HATS OF FUR FELT MENS	DOZ				3518	
100 U KINGDOM	61	2522	646	30512		
305 AUSTRIA			8	553		
306 BELGIUM			13	646		
344 ITALY	26	2120	168	13135		
400 U STATES	27	1470	138	7648		
	114	6112	973	52492		

IMPORTS INTO CANADA FOR CONSUMPTION

Articles and Countries from which Imported	MONTH OF JULY 1958		SEVEN MONTHS ENDED JULY 1958		Class Number
	Quantities	Values (\$)	Quantities	Values (\$)	
HATS OF WOOL FELT	DOZ				3519
100 U KINGDOM	170	2949	510	7780	
231 HONG KONG			1000	3489	
305 AUSTRIA			3	176	
306 BELGIUM			18	243	
335 GERMANY W	9	204	19	389	
400 U STATES	212	3386	585	10010	
	391	6539	2135	22087	
HATS OF FUR FELT WOMENS	DOZ				3520
100 U KINGDOM	60	2066	172	5839	
305 AUSTRIA	10	358	16	753	
318 DENMARK			2	98	
327 FRANCE	49	2162	270	10937	
335 GERMANY W	145	3568	154	4104	
344 ITALY	66	2089	86	3019	
354 NETHRLNDS			9	272	
376 SWITZRLND	2	96	48	2465	
400 U STATES	84	5445	225	11391	
	416	15784	982	38878	
HATS N O P	DOZ				3521
100 U KINGDOM	48	1575	721	20484	
224 JAMAICA	44	594	50	689	
231 HONG KONG			573	1911	
305 AUSTRIA			16	928	
306 BELGIUM			4	83	
318 DENMARK			11	287	
327 FRANCE	1159	22268	3140	73434	
335 GERMANY W	303	8253	851	24628	
344 ITALY	17	449	1952	17792	
347 JAPAN	108	362	1640	4333	
352 MEXICO	133	290	2475	2969	
354 NETHRLNDS	29	1576	36	2206	
359 NORWAY			21	252	
372 SPAIN			20	114	
376 SWITZRLND	24	1091	604	14842	
390 GERMANY E			56	1256	
400 U STATES	5056	94139	48236	919486	
	6921	130597	60406	1085694	
FIREMENS AND OTHER HELMETS					3522
100 U KINGDOM				3390	
335 GERMANY W		2811		11022	
354 NETHRLNDS				316	
400 U STATES		41051		237804	
		43862		252532	
KNITTED GOODS N O P	LB				3524
100 U KINGDOM	226	471	3410	6511	
231 HONG KONG			240	589	
335 GERMANY W	43	211	134	571	
344 ITALY	89	436	261	1022	
347 JAPAN	150	479	7837	7365	
354 NETHRLNDS	230	185	230	185	
376 SWITZRLND			33	160	
400 U STATES	21262	42973	191965	357856	
	22000	44755	204110	374259	
CHENILLE YARNS AND CORDS	LB				3548
400 U STATES	906	1122	6237	6654	
	906	1122	6237	6654	
USED BAGS OF VEGETABLE FIBRE					3550
100 U KINGDOM		176		602	
400 U STATES		2456		31303	
		2632		31905	
BELTING N O P	LB				3551
100 U KINGDOM	1599	1904	10893	17769	
335 GERMANY W	198	464	198	464	
400 U STATES	3727	8761	40293	70205	
	5524	11129	51384	88438	
BLANKETS FOR PRINTING PRESSES					3552
100 U KINGDOM		3717		35710	
335 GERMANY W		66		2022	
384 P RICO		530		4090	
400 U STATES		42177		277785	
		46490		319607	
BRAIDS CORDS FRINGES NOP					3553
100 U KINGDOM		1079		12420	
305 AUSTRIA		199		199	
317 CZECHO S		380		1134	
327 FRANCE		652		5597	
335 GERMANY W		4265		13546	
344 ITALY		3853		4321	
347 JAPAN		863		3365	
354 NETHRLNDS		66		438	
375 SWEDEN				628	
376 SWITZRLND		188		3978	
400 U STATES		55662		446789	
		67207		492415	
CARPETS N O P	SQ FT				3554
100 U KINGDOM	131786	21379	698196	103699	
215 INDIA			8956	512	
234 AUSTRALIA			240	80	
306 BELGIUM	171698	31825	636523	117583	
318 DENMARK	130	132	1083	855	
335 GERMANY W	129	62	1620	629	
344 ITALY	9544	1987	64976	14440	
347 JAPAN	30479	5459	298120	39621	
354 NETHRLNDS	302	194	13110	4272	
375 SWEDEN	538	288	3433	1770	

IMPORTS INTO CANADA FOR CONSUMPTION

Articles and Countries from which Imported	MONTH OF JULY 1958		SEVEN MONTHS ENDED JULY 1958		Class Number
	Quantities	Values (\$)	Quantities	Values (\$)	
400 U STATES	108430	46992	865973	304159	
CURTAINS N O P	453036	108318	2592230	677820	3557
100 U KINGDOM		385		2889	
375 SWEDEN				670	
400 U STATES		5642		34542	
HAT BRAIDS NOT OVER 6 INCHES		6027		38101	3559
100 U KINGDOM				73	
327 FRANCE				54	
335 GERMANY W				116	
344 ITALY				3511	
347 JAPAN		132		132	
376 SWITZRLND		1043		136181	
400 U STATES		580		23559	
HAT SWEATS CAP PEAKS AND BANDS		1755		163626	3560
100 U KINGDOM		207		3160	
306 BELGIUM		166		641	
335 GERMANY W				4074	
347 JAPAN		176		6628	
400 U STATES		18061		265614	
HOODS AND SHAPES OF FUR FELT	DOZ	18610		280117	3561
100 U KINGDOM	268	6212	1459	36548	
305 AUSTRIA			802	13427	
317 CZECHO S	2516	32450	9407	140593	
327 FRANCE	84	2283	1375	17955	
344 ITALY	1935	28276	7694	93559	
400 U STATES	554	11115	1479	30159	
HOODS AND SHAPES OF WOOL FELT	DOZ	80336	22216	332641	3562
344 ITALY			53	224	
HOODS AND SHAPES KNITTED	DOZ		53	224	3563
231 HONG KONG	400	4622	1470	15971	
305 AUSTRIA			115	1197	
313 CHINA			100	463	
317 CZECHO S	17	160	23	309	
321 ECUADOR			59	890	
344 ITALY			1623	6465	
347 JAPAN	315	1081	3376	12386	
352 MEXICO	1088	983	2216	1848	
376 SWITZRLND	16	124	2451	39844	
393 TAIWAN			800	5015	
400 U STATES	135	1332	14308	146065	
HOODS AND SHAPES N O P	DOZ	8302	26541	230453	3564
305 AUSTRIA			22	257	
321 ECUADOR			12	220	
327 FRANCE	64	1701	122	4191	
344 ITALY			35	390	
352 MEXICO			417	320	
376 SWITZRLND	106	1219	944	12558	
400 U STATES	227	1520	5498	52333	
SURGICAL DRESSINGS	397	4440	7050	70269	3566
100 U KINGDOM		23316		238472	
335 GERMANY W		11137		29484	
400 U STATES		65538		400991	
ELASTIC WEBBING WOVEN FOR MFRS	LB	99991		668947	3567
100 U KINGDOM	410	581	2818	4496	
327 FRANCE	287	673	287	673	
335 GERMANY W	72	248	4996	12568	
344 ITALY	838	1526	2474	4876	
347 JAPAN	725	1209	4402	4148	
354 NETHRLNDS			647	1380	
400 U STATES	4890	13112	53921	122593	
ELASTIC WEBBING WOVEN N O P	LB	17349	69545	150734	3568
100 U KINGDOM	670	1039	4891	9244	
335 GERMANY W			463	1095	
344 ITALY	212	383	10174	18979	
347 JAPAN	8320	6009	57679	39390	
354 NETHRLNDS	130	241	1116	2299	
400 U STATES	12497	22565	109875	205863	
WINDOW SHADES ON ROLLERS N O P		30237	184198	2769370	3569
400 U STATES		4029		18114	
CORDED RIBBONS FOR MENS HATS	LB		4	60	3570
100 U KINGDOM					
400 U STATES	1655	8298	17406	88342	
FABRICS FOR CARD CLOTHING	LB	8298	17410	88402	3572
100 U KINGDOM			447	525	
335 GERMANY W	150	204	794	1970	
400 U STATES			928	1907	
FIBRE OR TEXTILE PRODUCTS NOP		204	2169	4402	3573
100 U KINGDOM				5883	
338 HAITI				1042	
344 ITALY		170		4592	
400 U STATES		11277		73874	
		11447		85391	

IMPORTS INTO CANADA FOR CONSUMPTION

Articles and Countries from which Imported	MONTH OF JULY 1958		SEVEN MONTHS ENDED JULY 1958		Class Number
	Quantities	Values (\$)	Quantities	Values (\$)	
BRAIDED CORD 1 IN CIRC OR LESS	LB				3574
100 U KINGDOM	141	181	1554	1621	
400 U STATES	3962	3043	33598	25814	
	4103	3224	35152	27435	
ELASTIC WEBBING BRAIDED	LB				3576
100 U KINGDOM			1797	2949	
335 GERMANY W			897	1703	
344 ITALY	1587	3176	3682	7101	
347 JAPAN	15907	9321	232641	146137	
354 NETHRLNDS			480	1064	
360 ISRAEL			550	706	
400 U STATES	7967	16325	41001	85246	
	25461	28822	281048	244908	

IMPORTS INTO CANADA FOR CONSUMPTION

Articles and Countries from which Imported	MONTH OF JULY 1958		SEVEN MONTHS ENDED JULY 1958		Class Number
	Quantities	Values (\$)	Quantities	Values (\$)	
<u>GROUP 4</u>					
WOOD WOOD PRODUCTS AND PAPER					
CANE REED OR RATTAN					
215 INDIA				5884	4002
231 HONG KONG		1655		4521	
335 GERMANY W				4661	
347 JAPAN		67		708	
364 PHIL				3220	
400 U STATES		75		5634	
		1797		24628	
OSIERS WILLOWS AND BAMBOOS					
215 INDIA				146	4003
304 ARGENTINA		1491		4314	
311 BURMA				396	
347 JAPAN		119		5712	
354 NETHRLNDS				96	
400 U STATES				3409	
		1610		14073	
CORKWOOD UNMANUFACTURED					
366 PORTUGAL		1143		8256	4011
372 SPAIN				437	
400 U STATES		2010		5395	
		3153		14088	
FENCE POSTS					
400 U STATES	NO				4021
	8393	2902	72867	20120	
	8393	2902	72867	20120	
HICKORY BILLETS					
400 U STATES		3107		56462	4022
		3107		56462	
POLES TELEGRAPH AND PILING					
400 U STATES	NO				4024
	6261	184689	35051	934998	
	6261	184689	35051	934998	
RAILWAY TIES					
400 U STATES	NO				4025
	4443	9957	74239	210390	
	4443	9957	74239	210390	
LOGS ROUND UNMANUFACTURED NOP					
400 U STATES	M FT				4026
	6792	352544	71152	3478393	
	6792	352544	71152	3478393	
HANDLE SHINGLE BOLTS FELLOES					
400 U STATES				3288	4032
				3288	
HUB LAST WAGON OAR GUN BLOCKS					
344 ITALY				558	4033
400 U STATES		33592		292658	
		33592		293216	
TEAK AMARANTH TROPICAL WOODS					
100 U KINGDOM		399		4109	4041
210 GHANA		12355		54576	
218 MALAYA				548	
221 B GUIANA		837		6628	
231 HONG KONG				1310	
234 AUSTRALIA				15379	
309 BRAZIL				178	
311 BURMA				1620	
314 COLOMBIA				7475	
318 DENMARK				320	
321 ECUADOR		346		3200	
328 FR AFRICA				10019	
335 GERMANY W		4635		4635	
337 GUATEMALA				6145	
339 HONDURAS				719	
347 JAPAN				4838	
358 NICARAGUA		860		860	
364 PHIL				15070	
371 THAILAND		3236		32851	
400 U STATES		25811		122222	
		48479		292702	
ASH WHITE					
400 U STATES	M FT				4042
	47	7693	569	85900	
	47	7693	569	85900	
CEDAR					
358 NICARAGUA	M FT				4043
400 U STATES		377	45842	1998	
		377	45842	2000	
FIR					
400 U STATES	M FT				4045
		4935	377022	28193	
		4935	377022	28193	
GUMWOOD					
400 U STATES	M FT				4046
		10	1445	217	
		10	1445	217	
HEMLOCK					
400 U STATES	M FT				4047
		537	28956	2517	
		537	28956	2517	
HICKORY					
400 U STATES	M FT				4048
		7	928	46	
		7	928	46	
MAHOGANY					
210 GHANA	M FT				4049
211 NIGERIA		71	17302	260	
222 B HONO		62	15922	87	
314 COLOMBIA		1	532	185	
		288	44632	335	
				51482	

IMPORTS INTO CANADA FOR CONSUMPTION

Articles and Countries from which Imported	MONTH OF JULY 1958		SEVEN MONTHS ENDED JULY 1958		Class Number
	Quantities	Values (\$)	Quantities	Values (\$)	
328 FR AFRICA			79	1 6250	
337 GUATEMALA			5	1241	
339 HONDURAS			15	3466	
347 JAPAN		3 3070	2 214	3 26568	
358 NICARAGUA	229	966	17	3259	
361 PANAMA	5		4	1006	
364 PHIL	84	1 5935	472	8 1895	
400 U STATES	65	1 3242	664	1 69591	
OAK	M FT	1 41601	4 337	7 83720	4050
347 JAPAN	27	3805	82	1 3980	
400 U STATES	3933	4 88898	26 968	3 449977	
PINE SOUTHERN YELLOW OR PITCH	M FT	3960	27050	3 463957	4051
400 U STATES	192	30075	1 513	2 40010	
PINE WHITE OR OTHER N O P	M FT	192	1 513	2 40010	4052
100 U KINGDOM			22	5200	
309 BRAZIL	609	7 5120	1 264	15 3678	
400 U STATES	2510	2 16245	15 031	1 332259	
POPLAR	M FT	3119	16 317	1 491137	4053
400 U STATES	203	2 2893	1 809	2 30138	
REDWOOD	M FT	203	1 809	2 30138	4054
400 U STATES	711	1 32600	2 261	4 18954	
WALNUT	M FT	711	2 261	4 18954	4055
210 GHANA			1	213	
400 U STATES	206	5 4491	1 627	4 74968	
LUMBER AND TIMBER HARDWOOD NOP	M FT	206	1 628	4 75181	4056
347 JAPAN	16	3 394	92	1 9402	
400 U STATES	2096	1 78228	12 836	1 119114	
LUMBER AND TIMBER N O P	M FT	2114	12 928	1 138516	4057
381 ALASKA	19	1 347	53	2 644	
400 U STATES	596	3 6044	2 920	1 79960	
HARDWOOD FLOORING	M FT	615	2 973	1 82604	4058
347 JAPAN	20	2 067	20	2 067	
400 U STATES	2025	2 54564	1 3018	1 617940	
PINE PONDEROSA AND SUGAR	M FT	2045	1 3038	1 620007	4059
400 U STATES	4957	4 84201	29 706	29 39519	
LATHS	M	4957	29 706	29 39519	4071
400 U STATES	318	10 456	324	10 594	
PLYWOOD GLUED OR CEMENTED	SQ FT	318	324	10 594	4073
100 U KINGDOM	1260	657	67 180	11 699	
211 NIGERIA			42 366	3944	
306 BELGIUM	40364	4 337	47 147	4744	
318 DENMARK			7962	941	
326 FINLAND	102331	5354	650 113	51 399	
327 FRANCE	32016	4260	339 691	30 174	
335 GERMANY W			376 219	56 702	
347 JAPAN	4032176	282993	2 486 1364	1 666 366	
360 ISRAEL			140 013	108 36	
365 POLAND	37553	1 580	179 964	8899	
366 PORTUGAL			15 360	1 521	
371 THAILAND			6 400	900	
375 SWEDEN	40102	2 479	74 787	4 618	
388 YUGO SLAV			9 615	4 78	
393 TAIWAN			2 4724	1 475	
400 U STATES	247954	37738	240 2568	28 4420	
SHINGLES OF WOOD	RF SQ	4533756	29245473	21391116	4074
400 U STATES	1564	1 2621	12 730	90 785	
VENEERS OF ROSEWOOD ETC		1564	12 730	90 785	4075
100 U KINGDOM				304	
327 FRANCE		7304		27 122	
335 GERMANY W		4023		8095	
347 JAPAN				10386	
354 NETHRLNDS				3127	
364 PHIL		1019		10520	
400 U STATES		20223		13 7443	
VENEERS OF WOOD N O P		32569		19 6997	4076
100 U KINGDOM		57		259	
307 BEL CONGO				59208	
318 DENMARK				9295	
327 FRANCE		2067		2934	
335 GERMANY W		5648		9970	
371 THAILAND				580	
400 U STATES		107091		8 79847	
VENEERS OF WOOD TAPED JOINTED		114863		962093	4077
400 U STATES		5072		50285	
VENEERS AUSTRALIAN BLACKWOOD		5072		50285	4078
400 U STATES		86		31489	
PLYWOOD FACED WITH METAL		86		31489	4079
335 GERMANY W				14244	

IMPORTS INTO CANADA FOR CONSUMPTION

Articles and Countries from which Imported	MONTH OF JULY 1958		SEVEN MONTHS ENDED JULY 1958		Class Number
	Quantities	Values (\$)	Quantities	Values (\$)	
400 U STATES		2854		10137	
FUELWOOD		2854		24381	
400 U STATES	CORD	671	410	3270	4082
		73	410	3270	
PULPWOOD	CORD	5687	103188	1915232	4083
		5687	103188	1915232	
SAWDUST AND WOOD FLOUR					
400 U STATES		17730		150019	4084
BARRELS EMPTY		17730		150019	
	NO		15	460	4091
327 FRANCE					
400 U STATES		14250	159786	442268	
		14250	159801	442728	
STAVES OAK SAWN SPLIT OR CUT	M				4094
400 U STATES		76	1098	399066	
STAVES N O P		76	1098	399066	
	M				4097
100 U KINGDOM		25	157	4643	
400 U STATES		71	765	35343	
		96	922	39986	
HOOPS HEADS AND LINERS OF WOOD					4099
100 U KINGDOM		371		3477	
400 U STATES		14935		137305	
		15306		140782	
CORK SLABS BOARDS TILES N O P					4101
100 U KINGDOM				5249	
318 DENMARK		3335		30506	
335 GERMANY W				158	
366 PORTUGAL		41169		91378	
372 SPAIN		42050		164827	
400 U STATES		10989		76456	
		97543		368574	
CORKS THREE FOURTHS IN OR LESS	LB				4102
100 U KINGDOM			60	170	
366 PORTUGAL		324	688	953	
372 SPAIN		777	1749	1883	
400 U STATES			299	507	
		1101	2796	3513	
CORKS OVER THREE FOURTHS INCH	LB				4103
336 GREECE		2116	2116	3233	
366 PORTUGAL		3517	49376	69393	
372 SPAIN		4249	11315	29266	
400 U STATES		309	4700	8689	
		10191	67507	110581	
CORK SLABS BOARDS FOR MFERS					4104
100 U KINGDOM				2338	
366 PORTUGAL		67219		399093	
372 SPAIN		75675		267113	
400 U STATES		88529		658729	
		231423		1327273	
MANUFACTURES OF CORKWOOD N O P					4105
100 U KINGDOM		6163		53245	
335 GERMANY W				56	
354 NETHRLNDS				2157	
366 PORTUGAL		20750		228051	
372 SPAIN		5161		14207	
400 U STATES		11042		65150	
		43116		362866	
BILLETS OF WOOD FOR BATS					4112
400 U STATES		10204		72984	
		10204		72984	
GUN STOCKS OF WALNUT ROUGH					4113
WOOD HANDLES FOR AGRIC IMPL					4114
400 U STATES		40232		183721	
		40232		183721	
HANDLES OF WOOD N O P					4118
100 U KINGDOM				634	
335 GERMANY W		772		1874	
375 SWEDEN		134		1159	
400 U STATES		21075		137996	
		21981		141663	
SHAFTS OR HEADS FOR GOLF CLUBS					4119
400 U STATES		3561		23308	
		3561		23308	
LASTS OF WOOD					4120
100 U KINGDOM				567	
335 GERMANY W				105	
400 U STATES		5967		41143	
		5967		41815	
MEXICAN SADDLE TREES STIRRUPS					4121
400 U STATES		866		14610	
		866		14610	
WALKING STICKS AND CANES					4125
100 U KINGDOM		922		6100	
216 PAKISTAN				479	
327 FRANCE				744	
344 ITALY				116	
347 JAPAN				617	
352 MEXICO				99	
400 U STATES		566		2062	
		1488		10217	
SULPHITE PULP BL DISSOLVING	CWT				4130
207 UN SO AFR			2285	15554	

IMPORTS INTO CANADA FOR CONSUMPTION

Articles and Countries from which Imported	MONTH OF JULY 1958		SEVEN MONTHS ENDED JULY 1958		Class Number
	Quantities	Values (\$)	Quantities	Values (\$)	
400 U STATES	3283	31911	38225	385978	
SULPHITE PULP UNBLEACHED	3283	31911	40510	401532	
400 U STATES	CWT				4132
SULPHITE PULP BLEACHED N O P	922	5645	280761	1682772	
381 ALASKA	922	5645	280761	1682772	
400 U STATES	CWT				4133
SULPHATE OR KRAFT PULP	11045	73519	1018	7555	
375 SWEDEN	11045	73519	92133	645936	
400 U STATES	CWT		93151	653491	4134
WOOD PULP MECHANICAL	11281	57749	13295	67055	
PULP OF STRAW OR VEG FIBRE NOP	21440	169703	232039	1687115	
100 U KINGDOM	32721	227452	245334	1754170	
400 U STATES	CWT				4135
BOBBINS SHUTTLES AND SPOOLS	CWT				4136
100 U KINGDOM			1003	22302	
335 GERMANY W	6468	31809	67085	586275	
376 SWITZRLND	6468	31809	68088	609277	
400 U STATES					4141
CASKETS COFFINS AND METAL PTS		1374		3417	
400 U STATES		668		1857	
		435		5031	
		13760		142605	
		16237		152910	
					4142
CHARCOAL MADE FROM WOOD		29131		284266	
400 U STATES	TON	29131		284266	
CHURNS N O P WASHBOARDS					4143
100 U KINGDOM	218	19187	1165	101869	
318 DENMARK	218	19187	1165	101869	
335 GERMANY W					4144
347 JAPAN		487		1597	
375 SWEDEN				427	
388 YUGO SLAV		124		707	
400 U STATES				231	
		968		450	
		2256		968	
		3835		9890	
				14270	
					4145
CLOTHES PINS AND PARTS	GROSS				
100 U KINGDOM			1000	402	
231 HONG KONG	150	180	6740	1969	
318 DENMARK	12650	3635	60180	18494	
335 GERMANY W	72	51	72	51	
354 NETHRLNDS	13000	4090	19276	6169	
375 SWEDEN	1200	390	17400	5756	
400 U STATES			1149	765	
	27072	8346	105817	33606	
					4146
CRUTCHES OR STAFFS		2268		17887	
400 U STATES		2268		17887	
CURTAIN STRETCHERS					4147
400 U STATES		1288		3890	
DOORS WOOD 6 FT X 2 FT OR OVER		1288		3890	
100 U KINGDOM	NO				4148
335 GERMANY W	710	2452	712	2584	
354 NETHRLNDS	360	1641	1320	6274	
400 U STATES	153	867	153	887	
	7822	63899	26273	277723	
	9045	68879	28458	287468	
					4149
EXCELSIOR OR WOOD WOOL		704		5707	
400 U STATES		704		5707	
FIBRE AND MANUFACTURES N O P					4150
100 U KINGDOM		1204		5573	
327 FRANCE		12652		50637	
335 GERMANY W		1214		1384	
375 SWEDEN				3486	
390 GERMANY E				2252	
400 U STATES		68938		514845	
		84008		578177	
					4151
FURNITURE MAINLY OF WOOD					
100 U KINGDOM		12544		104840	
215 INDIA		58		643	
218 MALAYA		70		70	
222 B HOND				58	
223 BARBADOS				168	
224 JAMAICA		140		194	
231 HONG KONG		16334		234734	
234 AUSTRALIA		69		119	
305 AUSTRIA				225	
306 BELGIUM		3316		4662	
317 CZECHO S		15159		55722	
318 DENMARK		49708		316631	
322 EGYPT				591	
326 FINLAND				796	
327 FRANCE		1210		13791	
335 GERMANY W		28129		124155	
340 HUNGARY				226	
344 ITALY		19569		82326	
347 JAPAN		9449		47017	
352 MEXICO		116		1466	
354 NETHRLNDS		5552		22581	
359 NORWAY		19197		45679	
363 PERU				116	

IMPORTS INTO CANADA FOR CONSUMPTION

Articles and Countries from which Imported	MONTH OF JULY 1958		SEVEN MONTHS ENDED JULY 1958		Class Number
	Quantities	Values (\$)	Quantities	Values (\$)	
364 PHIL				258	
365 POLAND				11910	
366 PORTUGAL				966	
372 SPAIN		104		190	
375 SWEDEN		11473		120405	
376 SWITZRLND				1982	
381 ALASKA				714	
383 HAWAII				1486	
388 YUGO SLAV		476		599	
391 LEBANON				90	
400 U STATES		467998		3421413	
MATCHES OF WOOD		660671		4616827	4152
100 U KINGDOM				2053	
305 AUSTRIA		321		494	
344 ITALY				1417	
347 JAPAN				68	
359 NORWAY				396	
365 POLAND		2215		2215	
375 SWEDEN		3395		32763	
400 U STATES		5535		46304	
MOULDINGS OF WOOD		11466		85710	4153
306 BELGIUM				267	
335 GERMANY W		161		3286	
344 ITALY				3718	
347 JAPAN				185	
354 NETHRLNDS				129	
400 U STATES		4399		43574	
SKIS RACQUETS AND FRAMES BATS		4560		51159	4154
100 U KINGDOM		9602		42329	
215 INDIA		935		14014	
216 PAKISTAN		2806		35858	
231 HONG KONG		242		483	
234 AUSTRALIA				12475	
305 AUSTRIA		126		5015	
306 BELGIUM		565		15857	
317 CZECHO S				459	
318 DENMARK		553		4125	
326 FINLAND				58	
327 FRANCE		194		620	
335 GERMANY W		4075		18913	
344 ITALY				3817	
347 JAPAN		9550		41290	
354 NETHRLNDS		1581		13042	
359 NORWAY				1099	
375 SWEDEN				51	
376 SWITZRLND				595	
400 U STATES		9556		116286	
WINDOW SASH OF WOOD		39785		326386	4155
400 U STATES		1724		100098	
WOOD BOXES CRATES AND SHOOKS		1724		100098	4156
100 U KINGDOM		60		1249	
335 GERMANY W		796		1608	
344 ITALY		466		1232	
347 JAPAN		455		10095	
375 SWEDEN				434	
400 U STATES		21409		192017	
MANUFACTURES OF WOOD		23186		206635	4157
100 U KINGDOM		20360		116251	
203 B E AFR				2288	
207 UN SO AFR				180	
210 GHANA		942		942	
211 NIGERIA				157	
215 INDIA		73		2716	
216 PAKISTAN				257	
217 CEYLON		76		174	
231 HONG KONG		1272		12019	
234 AUSTRALIA		90		247	
305 AUSTRIA		61		270	
306 BELGIUM		168		1568	
313 CHINA				113	
316 CUBA		234		234	
317 CZECHO S				4168	
318 DENMARK		1529		6478	
326 FINLAND				113	
327 FRANCE		4850		27394	
335 GERMANY W		9589		51455	
344 ITALY		5957		24487	
347 JAPAN		44489		290128	
352 MEXICO		242		726	
354 NETHRLNDS		3198		8736	
359 NORWAY				335	
372 SPAIN		913		1865	
375 SWEDEN		3148		44132	
376 SWITZRLND				4530	
380 USSR				996	
381 ALASKA				69	
383 HAWAII				245	
388 YUGO SLAV		3608		4915	
390 GERMANY E				394	
400 U STATES		404397		2401467	
		505196		3010049	

IMPORTS INTO CANADA FOR CONSUMPTION

Articles and Countries from which Imported	MONTH OF JULY 1958		SEVEN MONTHS ENDED JULY 1958		Class Number
	Quantities	Values (\$)	Quantities	Values (\$)	
BOWLS TRAYS AND DISHES OF WOOD					4158
100 U KINGDOM		360		601	
215 INDIA				868	
231 HONG KONG				229	
305 AUSTRIA				138	
317 CZECHOS				1103	
318 DENMARK		1013		4733	
327 FRANCE		173		1043	
335 GERMANY W		467		1681	
338 HAITI		1216		1216	
344 ITALY		925		2373	
347 JAPAN		29174		151374	
352 MEXICO				541	
375 SWEDEN		1442		3048	
376 SWITZRLND		184		328	
383 HAWAII		50		50	
388 YUGO SLAV				552	
400 U STATES		3528		26344	
		38532		196222	
PLAYING CARD STOCK	LB				4159
400 U STATES	23274	4861	265954	64950	
	23274	4861	265954	64950	
CONT BOARD FOR MOIST OILY FOOD	LB				4160
400 U STATES	1170181	115870	8157799	809304	
	1170181	115870	8157799	809304	
CARD STOCK BRISTOL BOARD N O P	LB				4161
100 U KINGDOM			4320	1185	
318 DENMARK			5088	355	
335 GERMANY W			10284	6446	
354 NETHRLNDS			4810	1060	
400 U STATES	127376	31170	1369366	310040	
	127376	31170	1393868	319086	
CHIPBOARD NEWS BOARD	LB				4162
335 GERMANY W			175577	21347	
400 U STATES	1057685	83227	6073240	564263	
	1057685	83227	6248617	585610	
LEATHER BOARD LEATHEROID MFRS	LB				4163
100 U KINGDOM	57366	7018	300311	42804	
306 BELGIUM			13480	2405	
327 FRANCE	67433	13562	207371	40515	
335 GERMANY W	45503	10031	243799	50205	
344 ITALY			410	306	
400 U STATES	7048	3254	81041	46696	
	177350	33865	846412	182931	
MILLBOARD AND BINDERS BOARD	LB				4164
100 U KINGDOM	3381	353	4501	526	
400 U STATES	77075	5433	1769884	145687	
	80456	5786	1774385	146213	
PULPBOARD FOR MFR OF WALLBOARD	LB				4165
400 U STATES	6904446	355375	38769732	2006267	
	6904446	355375	38769732	2006267	
PULPBOARD TO WRAP ROLLS PAPER	LB				4166
400 U STATES	1821316	108905	4330845	261702	
	1821316	108905	4330845	261702	
STRAWBOARD N O P	LB				4167
400 U STATES			4147	810	
			4147	810	
PULP BOARD FOR CONTAINERS	LB				4168
400 U STATES	4805740	308494	29589259	1861708	
	4805740	308494	29589259	1861708	
BUILDING AND INSULATING BOARD	LB				4169
100 U KINGDOM	801	145	53055	8648	
305 AUSTRIA			150740	3025	
326 FINLAND	133563	6852	1457011	57736	
335 GERMANY W	5792	416	5792	416	
352 MEXICO	6032	2475	182915	10658	
354 NETHRLNDS	7989	369	7989	369	
359 NORWAY	65770	2219	174032	7232	
365 POLAND	33797	830	68189	1658	
375 SWEDEN	1497738	65994	5445458	233069	
383 HAWAII	46248	3594	46248	3594	
400 U STATES	3361896	290790	20045102	2182437	
	5159626	373684	27636531	2508842	
PULPBOARD OTHER FIBREBOARD N O P	LB				
100 U KINGDOM	9685	2549	35167	10037	
306 BELGIUM			7533	547	
318 DENMARK			703	50	
326 FINLAND	10000	721	10000	721	
335 GERMANY W			979	67	
352 MEXICO			18810	3280	
354 NETHRLNDS			6995	754	
375 SWEDEN	6570	714	24897	2395	
376 SWITZRLND			501	338	
400 U STATES	597159	130645	4607950	807544	
	623414	134629	4713535	825733	
ELECTRIC INSULATING PRESSBOARD	LB				4171
100 U KINGDOM	24613	4947	74802	17821	
400 U STATES	71520	16897	862105	211681	
	96133	21844	936907	229502	
ROOFING FELT NOT COATED	LB				4172
400 U STATES	1620600	50944	7548742	236916	
	1620600	50944	7548742	236916	
PRESSBOARD N O P	LB				4173
100 U KINGDOM	5082	1599	9162	2732	
400 U STATES	132457	33811	802145	209870	
	137539	35410	811307	212602	

IMPORTS INTO CANADA FOR CONSUMPTION

Articles and Countries from which Imported	MONTH OF JULY 1958		SEVEN MONTHS ENDED JULY 1958		Class Number
	Quantities	Values (\$)	Quantities	Values (\$)	
SHOEBOARDS					
100 U KINGDOM	LB		54 310	95 36	4174
306 BELGIUM		33844	191898	38203	
327 FRANCE			5291	1641	
335 GERMANY W		14076	66765	19401	
400 U STATES		136784	571807	167579	
		184704	890071	232360	
PAPERBOARD FOR SHOEBOARDS					
400 U STATES	LB	18131	377221	61443	4175
		18131	377221	61443	
GYPNUM BOARD LATH ROCK LATH					
400 U STATES	LB	6265447	11091883	183101	4176
		6265447	11091883	183101	
CARBON PAPER					
100 U KINGDOM	LB	12644	44638	55907	4179
305 AUSTRIA		1489	14941	11550	
327 FRANCE			701	992	
335 GERMANY W			64	109	
365 POLAND			650	274	
400 U STATES		66822	391163	259502	
		80955	452157	328334	
BOOK PAPER FOR PERIODICALS					
400 U STATES	LB		703020	56868	4181
			703020	56868	
BOOK PRINTING LITHO PAPER NOP					
100 U KINGDOM	LB		53230	12552	4182
354 NETHRLNDS			2657	657	
400 U STATES		206637	4843355	552407	
		206637	4899242	565616	
BOOK PRINTING PAPER COATED NOP					
100 U KINGDOM	LB	11524	13037	1720	4183
400 U STATES		438818	2647658	757694	
		450342	2660695	759414	
COATED PAPERS FOR PERIODICALS					
100 U KINGDOM	LB		43567	5711	4184
400 U STATES		136471	1078568	152222	
		136471	1122135	158533	
COVER PAPERS NOT PASTED COATED					
100 U KINGDOM	LB		67670	28020	4185
400 U STATES		46155	298226	82475	
		46155	365896	110495	
COVER PAPERS PASTED COATED					
100 U KINGDOM	LB		41431	24563	4186
400 U STATES		84759	328938	110224	
		84759	370369	134787	
SURFACE COATED PAPER N O P					
100 U KINGDOM	LB	36489	346934	151590	4187
318 DENMARK		1742	3160	932	
327 FRANCE			208	198	
335 GERMANY W			1837	929	
354 NETHRLNDS		159	159	80	
375 SWEDEN		2941	7186	1035	
376 SWITZRLND			173	131	
400 U STATES		182235	1108480	622056	
		223566	1468137	776951	
WAXED PAPER FOR WRAPPING N O P					
100 U KINGDOM	LB	2741	6907	3722	4190
400 U STATES		165993	931389	348331	
		168734	938296	352053	
GREASEPROOF AND GLASSINE PAPER					
400 U STATES	LB	57369	463414	116056	4191
		57369	463414	116056	
TISSUE WRAPPING PAPER					
305 AUSTRIA	LB	364	364	95	4192
335 GERMANY W			1056	344	
400 U STATES		173438	1316963	197072	
		173802	1318383	197511	
VEGETABLE PARCHMENT PAPER					
100 U KINGDOM	LB		48913	11281	4193
400 U STATES		3746	77643	26070	
		3746	126556	37351	
WRAPPING PAPER KRAFT					
400 U STATES	LB	490321	8223814	868531	4195
		490321	8223814	868531	
WRAPPING PAPER OILED COATED					
100 U KINGDOM	LB		901	746	4196
400 U STATES		37424	321923	72361	
		37424	322824	73107	
WRAPPING PAPER ALL KINDS N O P					
100 U KINGDOM	LB		103284	20361	4197
318 DENMARK			866	206	
326 FINLAND			132185	15976	
335 GERMANY W			940	316	
375 SWEDEN			20401	2519	
400 U STATES		734520	3363053	517986	
		734520	3620729	557364	
DUPLEX BACKING PAPER					
400 U STATES	LB	16421	387762	204948	4198
		16421	387762	204948	
WRAPPER SHEETS AND HEADS					
400 U STATES	LB	8537	693933	65180	4200
		8537	693933	65180	
BOND AND LEDGER PAPERS UNCUT					
100 U KINGDOM	LB	1399	12564	5041	4201
400 U STATES		154689	916146	202438	
		156088	928710	207479	

IMPORTS INTO CANADA FOR CONSUMPTION

Articles and Countries from which Imported	MONTH OF JULY 1958		SEVEN MONTHS ENDED JULY 1958		Class Number
	Quantities	Values (\$)	Quantities	Values (\$)	
ENVELOPES					
100 U KINGDOM M	13	53	89	700	4202
306 BELGIUM	4	83	15	502	
335 GERMANY W	276	362	276	362	
344 ITALY	45	445	45	445	
359 NORWAY			400	595	
375 SWEDEN			16	109	
400 U STATES	4903	22948	24235	134199	
	5241	23896	25076	136912	
ONION SKIN AND MANIFOLD PAPER					
100 U KINGDOM M	2501	1041	13657	4538	4203
335 GERMANY W			3029	1381	
400 U STATES	44430	36116	328687	214281	
	46931	37157	345373	220200	
BOXED PAPER AND PAPERERIES					
100 U KINGDOM M	2220	1571	10755	8732	4204
327 FRANCE			1416	1498	
335 GERMANY W	33	62	133	266	
376 SWITZRLND	637	467	2006	1417	
400 U STATES	14024	12526	143751	99549	
	16914	14626	158061	111462	
WASTE PAPER					
400 U STATES	71944	140312	519554	956538	4209
	71944	140312	519554	956538	
ELECTRIC CABLE INSULATING PAPER					
100 U KINGDOM M			25261	7535	4210
335 GERMANY W	2080	777	2080	777	
400 U STATES	190625	89407	1526009	780819	
	192775	90184	1553350	789131	
PHOTOGRAPHERS PAPERS					
100 U KINGDOM M		19028		54740	4211
305 AUSTRIA				542	
306 BELGIUM		15177		225606	
335 GERMANY W		31795		301909	
400 U STATES		209710		1621894	
		275710		2204691	
BLOTTING PAPER NOT PRINTED					
100 U KINGDOM M	1010	205	4370	845	4212
400 U STATES	25649	10702	158919	65118	
	26659	10907	163289	65963	
CIGARETTE PAPER UNGUMMED					
327 FRANCE			47748	18196	4213
400 U STATES	239845	112158	1983145	951918	
	239845	112158	2030893	970114	
CIGARETTE PAPERS IN PACKETS					
100 U KINGDOM M			50	901	4215
327 FRANCE	1049	18524	4289	72972	
400 U STATES			330	10777	
	1049	18524	4669	84650	
CREPE PAPER DECORATIVE ROLLS					
100 U KINGDOM M	150	67	150	67	4216
400 U STATES	664	268	13855	6112	
	814	335	14005	6179	
GUMMED PAPER					
100 U KINGDOM M	13280	4545	108824	37482	4217
335 GERMANY W			200	180	
400 U STATES	216032	82347	1095586	573068	
	229312	86892	1204610	610730	
HANGINGS OR WALL PAPER					
100 U KINGDOM M	1261	831	38393	10774	4218
335 GERMANY W			21	57	
347 JAPAN	406	715	1745	2792	
400 U STATES	20160	15898	224205	146281	
	21827	17444	264364	159904	
PAPER FOR SHOT SHELLS GUN WADS					
100 U KINGDOM M			2400	542	4219
400 U STATES	29073	7234	250304	65519	
	29073	7234	252704	66061	
PAPIERMACHE WARE NON P					
100 U KINGDOM M	156	61	1568	505	4220
335 GERMANY W	260	80	745	248	
344 ITALY			124	186	
347 JAPAN			2756	1276	
400 U STATES	4852	1847	24630	8232	
	5268	1988	29823	10447	
PAPER DECALCOMANIA					
100 U KINGDOM M	7925	2801	27222	9633	4222
400 U STATES	3384	1292	61455	39778	
	11309	4093	88677	49411	
PAPER MATRIX FOR PRINTING					
100 U KINGDOM M			4828	647	4223
400 U STATES	95413	41483	716410	310716	
	95413	41483	721238	311363	
PAPER MATTING					
400 U STATES	4397	1627	69063	32095	4224
	4397	1627	69063	32095	
PAPER PHOTO BARYTA COATED					
100 U KINGDOM M			76	96	4225
400 U STATES	155680	69350	1309323	530759	
	155680	69350	1309399	530855	
SHINGLES OF PAPER OR FELT					
400 U STATES	41950	1083	646983	22255	4226
	41950	1083	646983	22255	
ROOFING SHEATHING PAPER PREPRED					
100 U KINGDOM M			10900	704	4227
400 U STATES	459626	25283	4208905	284962	
	459626	25283	4219805	285666	

IMPORTS INTO CANADA FOR CONSUMPTION

Articles and Countries from which Imported	MONTH OF JULY 1958		SEVEN MONTHS ENDED JULY 1958		Class Number
	Quantities	Values (\$)	Quantities	Values (\$)	
TISSUE PAPER N O P	LB				4 228
100 U KINGDOM M			10 215	7 109	
400 U STATES	104 468	19 653	742 160	12 533 33	
	104 468	19 653	752 375	13 244 42	
TOILET PAPER	LB				4 229
100 U KINGDOM M			4 960	7 08	
400 U STATES	600 708	7 057 5	2095 257	24 729 5	
	600 708	7 057 5	2100 217	24 800 3	
TOWELS AND NAPKINS PLAIN	LB				4 230
400 U STATES	709 67	13 350	8680 66	14 786 7	
	709 67	13 350	8680 66	14 786 7	
WAXED STENCIL PAPER	LB				4 231
100 U KINGDOM M	428 49	35 388	229 147	18 758 8	
305 AUSTRIA	293	174	22 582	10 665	
318 DENMARK	876	1401	11 297	98 10	
335 GERMANY W	276	373	876	10 41	
400 U STATES	4155	4990	44000	48 364	
	48 449	42 326	307 902	25 746 8	
ALL KINDS OF PAPER N O P	LB				4 232
100 U KINGDOM M	26506	6137	83515	24059	
306 BELGIUM			37683	3737	
327 FRANCE			150	64	
335 GERMANY W	114	112	456	471	
344 ITALY			99	52	
347 JAPAN			1244	1167	
354 NETHRLNDS			6680	1256	
400 U STATES	990824	220650	6089607	1527847	
	1017444	226899	6219434	1628653	
TISSUE PAPER FOR STENCILS	LB				4 233
400 U STATES	2400	3300	4850	4294	
	2400	3300	4850	4294	
FACIAL TISSUES HANDKERCHIEFS	LB				4 234
400 U STATES	583880	109067	3587546	642963	
	583880	109067	3587546	642963	
PAPER NAPKINS N O P	LB				4 235
100 U KINGDOM M	7204	3005	25025	10831	
318 DENMARK	5741	3299	22695	13172	
335 GERMANY W	20706	10523	38307	20010	
347 JAPAN	130	61	1644	1560	
354 NETHRLNDS			661	190	
400 U STATES	41611	12203	289538	101772	
	75392	29091	377870	147535	
CARBONIZING TISSUE PAPER	LB				4 236
100 U KINGDOM M	32294	20229	190343	133029	
327 FRANCE			12383	5096	
335 GERMANY W	848	284	848	284	
400 U STATES	164918	35329	924726	217509	
	198060	55842	1128300	355918	
CABLE INSULATING PAPER N O P	LB				4 237
100 U KINGDOM M	5356	1181	11732	3449	
375 SWEDEN	5183	596	5183	596	
400 U STATES	14350	4005	237926	73472	
	24889	5782	254841	77517	
CASH REGISTER PAPER	LB				4 238
400 U STATES	6013	2148	148659	31911	
	6013	2148	148659	31911	
FILTER PAPER	LB				4 239
100 U KINGDOM M			2736	1113	
327 FRANCE	320	330	320	330	
335 GERMANY W			574	415	
400 U STATES	130992	114004	817758	724518	
	131312	114334	821388	726376	
TABULATING PAPER AND STOCK	LB				4 240
400 U STATES	302834	32328	3700140	400300	
	302834	32328	3700140	400300	
BAGS AND SACKS OF PAPER	LB				4 241
100 U KINGDOM M	672	186	6876	2568	
335 GERMANY W			805	236	
347 JAPAN			2364	1201	
400 U STATES	332921	61467	2484486	532981	
	333593	61653	2494531	536986	
PAPER PROTECTORS FOR PLANTS					4 242
100 U KINGDOM M		538		538	
400 U STATES		601		47739	
		1139		48277	
CONTAINERS PAPERBOARD N O P	LB				4 243
100 U KINGDOM M	11577	4134	25163	14653	
231 HONG KONG	625	245	625	245	
327 FRANCE	293	230	9229	3145	
334 ST PIERRE			750	270	
335 GERMANY W	177	56	1790	2647	
344 ITALY	900	1179	1050	1233	
347 JAPAN			1463	233	
354 NETHRLNDS	300	50	3682	906	
375 SWEDEN			299	336	
376 SWITZRLND			15	73	
400 U STATES	1354596	355536	6406125	1852101	
	1368468	361430	6450191	1875842	
MILK BOTTLE CAPS OF PAPER					4 244
400 U STATES				830	
				830	
PAPER TUBES AND CONES FOR YARN	LB				4 245
100 U KINGDOM M			3908	2029	
335 GERMANY W	6107	5778	42443	40630	
400 U STATES	49632	14584	306090	95831	
	55739	20362	352441	138490	

IMPORTS INTO CANADA FOR CONSUMPTION

81

Articles and Countries from which Imported	MONTH OF JULY 1958		SEVEN MONTHS ENDED JULY 1958		Class Number
	Quantities	Values (\$)	Quantities	Values (\$)	
PAPER PATTERNS BOOT AND SHOE 400 U STATES		2287		13351	4246
TWINE OR YARN OF PAPER 375 SWEDEN 400 U STATES	LB	2287	81850	11172	4248
	144184	33969	677332	161455	
	144184	33969	759182	172627	
MANUFACTURES OF PAPER N O P 100 U KINGDOM 231 HONG KONG 305 AUSTRIA 306 BELGIUM 318 DENMARK 327 FRANCE 335 GERMANY W 344 ITALY 347 JAPAN 354 NETHRLNDS 375 SWEDEN 376 SWITZRLND 390 GERMANY E 400 U STATES		28093 53 3420 1889 6550 2408 4617 752 68 449 155 523709 572163		125442 1003 377 1783 5194 10022 35769 4716 29174 1583 1665 1789 1127 3607748 3828192	4252
PAPER CORES 400 U STATES	LB	305974	2150471	191575	4253
	305974	24142	2150471	191575	
PAPER CUPS DISHES TABLEWARE 100 U KINGDOM 347 JAPAN 400 U STATES		907		4200 265	4254
		62874		322892	
		63781		327357	
PAPER DOILIES AND LACE PAPER 100 U KINGDOM 318 DENMARK 335 GERMANY W 400 U STATES	LB	4544	25137	17018	4255
		3144	474	181	
		209	209	106	
	43862	21830	293670	158864	
	48622	25080	319490	176169	
PAPER NOVELTIES FLOWERS GAMES 100 U KINGDOM 231 HONG KONG 305 AUSTRIA 318 DENMARK 327 FRANCE 335 GERMANY W 344 ITALY 347 JAPAN 352 MEXICO 354 NETHRLNDS 375 SWEDEN 376 SWITZRLND 390 GERMANY E 400 U STATES		7708 686 5586 17646 330 68 2692 34661 69377		30463 6923 95 3444 445 8307 193 96112 4154 393 1618 68 18385 190477 361077	4256
PAPER PATTERNS N O P 100 U KINGDOM 327 FRANCE 400 U STATES				55 735	4257
		38178		296891	
		38178		297681	
SHIPPING CONTAINERS 100 U KINGDOM 354 NETHRLNDS 400 U STATES	LB	576	2546	255	4258
		54	2585	145	
	1464342	165307	6794355	768012	
	1464918	165361	6799486	768412	
TRAYS FOR PACKAGING APPLES 400 U STATES	LB	26445	789940	106715	4259
	26445	3757	789940	106715	
PAPER MATCHES 100 U KINGDOM 344 ITALY 359 NORWAY 400 U STATES				2130 10790 68	4260
		2546		68	
		18529		155369	
		21075		168357	
ADMIRALTY CHARTS MANUSCRIPTS 100 U KINGDOM 327 FRANCE 335 GERMANY W 340 HUNGARY 376 SWITZRLND 400 U STATES		256 3200 62 270 64 11577 15097		1442 4901 62 270 135 67185 73995	4262
BLUEPRINTS NOP AND HYDRO PLANS 100 U KINGDOM 306 BELGIUM 318 DENMARK 326 FINLAND 327 FRANCE 335 GERMANY W 347 JAPAN 354 NETHRLNDS 375 SWEDEN 376 SWITZRLND 400 U STATES		11198 256 87 168 633 118 272620 285080		39480 3283 100 256 2427 2927 655 683 57 2234 3670675 3722777	4263
MUSIC 100 U KINGDOM 234 AUSTRALIA		1398		9956 426	4265

IMPORTS INTO CANADA FOR CONSUMPTION

Articles and Countries from which Imported	MONTH OF JULY 1958		SEVEN MONTHS ENDED JULY 1958		Class Number
	Quantities	Values (\$)	Quantities	Values (\$)	
306 BELGIUM		71		124	
327 FRANCE		1618		5777	
335 GERMANY W		491		551	
376 SWITZRLND		61		126	
400 U STATES		16703		132198	
		20342		149158	
NEWSPAPER OR COMIC SECTIONS					
400 U STATES		129193		827804	4266
		129193		827804	
MAGAZINES NEWSPAPERS UNBOUND					
100 U KINGDOM		35142		180045	4267
231 HONG KONG		1788		9720	
234 AUSTRALIA				64	
306 BELGIUM		3708		53590	
327 FRANCE		32563		143578	
335 GERMANY W		5234		40943	
344 ITALY		11120		113112	
347 JAPAN		256		2492	
354 NETHRLNDS		58		453	
376 SWITZRLND				4984	
400 U STATES		2205732		15067155	
		2295601		15616136	
PHOTOGRAPHS NEWS ILLUSTRATION					
100 U KINGDOM				92	4268
400 U STATES		1155		8983	
		1155		9075	
PHOTOGRAPHS CHROMOS N O P					
100 U KINGDOM		6772		58405	4269
231 HONG KONG		277		844	
234 AUSTRALIA				1145	
305 AUSTRIA				72	
306 BELGIUM		195		726	
318 DENMARK				500	
327 FRANCE		1879		8802	
335 GERMANY W		2428		7957	
344 ITALY		187		1741	
347 JAPAN		1973		16030	
352 MEXICO		89		651	
354 NETHRLNDS		2252		6011	
375 SWEDEN		515		3813	
376 SWITZRLND		298		3430	
390 GERMANY E				454	
400 U STATES		237883		1496374	
		254748		1606955	
PHOTOGRAPHS FOR REPRODUCTION					
100 U KINGDOM		81		1087	4271
318 DENMARK				3365	
327 FRANCE				55	
400 U STATES		13612		89884	
		13693		94391	
TRANSFERS DECALCOMANIA					
100 U KINGDOM		503		4202	4272
234 AUSTRALIA		367		1177	
347 JAPAN		781		1278	
375 SWEDEN				171	
400 U STATES		46109		248241	
		47760		255069	
PAPER FOR DUPLICATING MACHINES	LB				
100 U KINGDOM		283	397	6293	4290
400 U STATES		57823	296224	711204	
		58106	30021	717497	325267
ADVERTISING AND PRINTED MATTER	LB				
100 U KINGDOM		32412	38796	257708	4291
231 HONG KONG				952	902
234 AUSTRALIA		478	455	870	911
236 NEW ZEAL				82	110
305 AUSTRIA				2249	2659
306 BELGIUM		1222	1022	3188	3064
317 CZECHO S		600	690	1091	1230
318 DENMARK		466	491	2559	2540
327 FRANCE		5883	4364	36766	30599
335 GERMANY W		21439	17665	110351	110562
344 ITALY		400	357	20340	16428
347 JAPAN		1550	1499	3770	3760
352 MEXICO				270	299
354 NETHRLNDS		1285	1294	11885	11894
359 NORWAY				1162	290
365 POLAND		185	185	490	525
375 SWEDEN		1380	1910	13541	13921
376 SWITZRLND		3460	2840	20677	21695
380 USSR				67	77
381 ALASKA				625	576
383 HAWAII				560	266
390 GERMANY E				363	348
400 U STATES		536388	587796	4238221	4495207
		607148	659364	4727787	5027783
PRINTED MATTER NOP					
100 U KINGDOM			13507	63558	4292
231 HONG KONG			107	167	
306 BELGIUM				141	
327 FRANCE			2009	5523	
335 GERMANY W			2776	10608	
344 ITALY			306	3954	
347 JAPAN			12480	34412	
354 NETHRLNDS			74	2289	
365 POLAND			368	368	

IMPORTS INTO CANADA FOR CONSUMPTION

Articles and Countries from which Imported	MONTH OF JULY 1958		SEVEN MONTHS ENDED JULY 1958		Class Number
	Quantities	Values (\$)	Quantities	Values (\$)	
375 SWEDEN				172	
376 SWITZRLND		686		2569	
381 ALASKA				1309	
400 U STATES		232186		1678102	
CARDS FOR PLAYING		264499		1803172	
100 U KINGDOM	PACK 100	81	1660	823	4293
305 AUSTRIA	438	211	5807	1704	
306 BELGIUM	420	98	6756	2367	
318 DENMARK	1200	434	1200	434	
335 GERMANY W			2831	1462	
340 HUNGARY			1560	120	
344 ITALY			2652	690	
347 JAPAN			1024	521	
360 ISRAEL	600	165	600	165	
400 U STATES	3322	2727	43656	31221	
HAND MADE DRAWINGS OR DESIGNS	6080	3716	67746	39507	
335 GERMANY W				3005	4294
400 U STATES		4660		19996	
LABELS TAGS TICKETS		4660		23001	
100 U KINGDOM		1639		41641	4295
232 MALTA				137	
234 AUSTRALIA		52		633	
305 AUSTRIA				674	
306 BELGIUM				662	
327 FRANCE		199		2670	
328 FR AFRICA				64	
335 GERMANY W		3711		5632	
344 ITALY				2197	
354 NETHRLNDS				182	
363 PERU		200		200	
365 POLAND				198	
400 U STATES		135624		798729	
PICTORIAL POST CARDS FOLDERS		141425		853619	
100 U KINGDOM	LB 8498	3871	17919	11549	4296
306 BELGIUM	835	3275	1105	3670	
318 DENMARK	254	431	2361	4145	
327 FRANCE	998	2125	2093	3815	
335 GERMANY W	2211	3179	8254	12077	
344 ITALY	752	470	3401	2753	
347 JAPAN			4049	4195	
354 NETHRLNDS	595	659	595	659	
360 ISRAEL	1596	2336	1596	2336	
376 SWITZRLND	229	411	876	1223	
400 U STATES	142931	129000	852747	820594	
BIBLES PRAYER BOOKS HYMN BOOKS	158899	145757	894996	867016	
100 U KINGDOM		43449		239784	4301
231 HONG KONG				318	
234 AUSTRALIA				82	
305 AUSTRIA				620	
306 BELGIUM		20736		175466	
322 EGYPT				150	
327 FRANCE		10641		91911	
335 GERMANY W		4154		14376	
344 ITALY		10364		56282	
347 JAPAN				3794	
352 MEXICO		205		1335	
354 NETHRLNDS		1184		5071	
360 ISRAEL		288		1554	
372 SPAIN		50		2460	
376 SWITZRLND		335		2274	
389 IRELAND				233	
390 GERMANY E				63	
400 U STATES		212800		1635990	
BLANK BOOKS RULED OR PLAIN		304206		2231763	
100 U KINGDOM				3846	4302
335 GERMANY W				550	
347 JAPAN				1787	
400 U STATES		7249		19910	
BOOKS OVER 12 YEARS OLD		7249		26093	
100 U KINGDOM		405		1049	4303
327 FRANCE		75		186	
400 U STATES		384		3545	
TEXT BOOKS FOR SCHOOLS COLLEGE		864		4780	
100 U KINGDOM		27591		214959	4305
231 HONG KONG				225	
234 AUSTRALIA				400	
305 AUSTRIA				150	
306 BELGIUM		1188		6647	
318 DENMARK				179	
327 FRANCE		9928		60971	
335 GERMANY W		737		3842	
344 ITALY				625	
347 JAPAN		202		763	
354 NETHRLNDS		119		13796	
359 NORWAY				740	
376 SWITZRLND		162		436	
400 U STATES		661360		3868831	
		701287		4172564	

IMPORTS INTO CANADA FOR CONSUMPTION

Articles and Countries from which Imported	MONTH OF JULY 1958		SEVEN MONTHS ENDED JULY 1958		Class Number
	Quantities	Values (\$)	Quantities	Values (\$)	
BOOKS NOVELS FICTION					4306
100 U KINGDOM		2519		14287	
318 DENMARK				81	
400 U STATES		9759		72862	
		12278		87230	
BOOKS SCIENCE FOR LIBRARIES					4307
100 U KINGDOM		40096		217406	
215 INDIA				401	
231 HONG KONG				94	
234 AUSTRALIA		50		217	
305 AUSTRIA				600	
306 BELGIUM		698		6784	
316 CUBA				300	
317 CZECHOS				102	
318 DENMARK		361		1669	
327 FRANCE		5502		28617	
335 GERMANY W		1780		17210	
344 ITALY		50		3690	
347 JAPAN				1342	
354 NETHRLNDS		929		7998	
366 PORTUGAL				408	
375 SWEDEN				969	
376 SWITZRLND		1296		5788	
389 IRELAND				65	
400 U STATES		569416		4364232	
		620178		4657892	
BOOKS GOVERNMENT ASSOCIATION					4308
100 U KINGDOM		2819		33525	
220 BERMUDA		68		68	
224 JAMAICA				405	
231 HONG KONG				100	
234 AUSTRALIA				1457	
305 AUSTRIA		144		144	
306 BELGIUM		695		822	
327 FRANCE		315		5405	
335 GERMANY W				1607	
344 ITALY		132		8484	
347 JAPAN		260		3129	
354 NETHRLNDS				360	
372 SPAIN				345	
381 ALASKA				386	
384 P RICO				87	
389 IRELAND		448		448	
400 U STATES		30599		213248	
		35480		270020	
FREIGHT RATES FOR RAILWAYS					4309
100 U KINGDOM		242		2485	
234 AUSTRALIA				69	
327 FRANCE				1486	
344 ITALY				3370	
354 NETHRLNDS		60		132	
372 SPAIN				194	
400 U STATES		3106		33481	
		3408		41217	
BOOKS PRINTED PERIODICALS NOP					4310
100 U KINGDOM		243455		1135130	
215 INDIA				355	
231 HONG KONG				133	
234 AUSTRALIA				599	
236 NEW ZEAL				97	
305 AUSTRIA				869	
306 BELGIUM				1562	
327 FRANCE				3729	
335 GERMANY W		377		2100	
340 HUNGARY				54	
344 ITALY		394		1451	
347 JAPAN				2980	
352 MEXICO		528		528	
354 NETHRLNDS				3094	
375 SWEDEN		2087		2594	
376 SWITZRLND				219	
380 USSR				710	
389 IRELAND				123	
400 U STATES		598341		5095607	
		645182		6251934	
BOOKS FOREIGN LANGUAGE					4311
100 U KINGDOM		3377		13211	
231 HONG KONG		192		1384	
305 AUSTRIA		160		990	
306 BELGIUM		28719		153488	
317 CZECHOS				354	
326 FINLAND				697	
327 FRANCE		210551		1250612	
335 GERMANY W		5801		44804	
340 HUNGARY		742		6322	
341 ICELAND				150	
344 ITALY		3108		14122	
347 JAPAN				612	
354 NETHRLNDS		8367		40089	
359 NORWAY		242		242	
360 ISRAEL				725	
365 POLAND				392	
370 ROUMANIA				1090	
372 SPAIN				160	
375 SWEDEN		2425		4182	
376 SWITZRLND		1084		7936	

IMPORTS INTO CANADA FOR CONSUMPTION

Articles and Countries from which Imported	MONTH OF JULY 1958		SEVEN MONTHS ENDED JULY 1958		Class Number
	Quantities	Values (\$)	Quantities	Values (\$)	
380 USSR		696		2782	
387 VENEZUELA				1195	
400 U STATES		53050		280332	
		318516		1825871	

IMPORTS INTO CANADA FOR CONSUMPTION

Articles and Countries from which Imported	MONTH OF JULY 1958		SEVEN MONTHS ENDED JULY 1958		Class Number	
	Quantities	Values (\$)	Quantities	Values (\$)		
<u>GROUP 5</u>						
<u>IRON AND ITS PRODUCTS</u>						
IRON ORE	309 BRAZIL 400 U STATES	TON 11616 745552 757168	150132 6134672 6284804	34224 1419044 1453268	441400 11960861 12402261	5001
FERRO TUNGSTEN	100 U KINGDOM 400 U STATES	CWT 150 150	12736	589 2 591	54560 319 54879	5010
PIG IRON FOR AGRIC IMPLEMENTS	400 U STATES	TON		63 63	5237 5237	5011
PIG IRON N O P	100 U KINGDOM 234 AUSTRALIA 372 SPAIN 400 U STATES	TON 5600 212 5812	244540 10189 254729	157 39 14363 744 15303	11183 2310 649341 46556 709390	5012
FERRO MANG UNDER	1 PC SILICON 312 CHILE 327 FRANCE 347 JAPAN 400 U STATES	CWT 22 120 142	315 1862 2177	2152 4455 3029 6522 16158	23141 43596 38834 72826 178397	5013
SILICO MANG OVER	1 PC SILICON 100 U KINGDOM 347 JAPAN 400 U STATES	CWT 3313 3118 6431	43092 37645 80737	108 14435 13056 27599	1869 207439 143065 352373	5014
FERRO SILICON	100 U KINGDOM 207 UN SO AFR 400 U STATES	CWT 211 378 1454 2043	1891 3958 30764 36613	211 378 12178 12767	1891 3958 226710 232559	5015
ALLOYS N O P FOR	MFR OF STEEL 100 U KINGDOM 205 RHOD NYAS 327 FRANCE 335 GERMANY W 359 NORWAY 375 SWEDEN 400 U STATES	CWT 37 110 80 853 1080	4530 2089 1522 70366 78507	561 10250 6462 222 2934 420 18363 39212	49359 241738 160562 4487 45023 7890 761011 1270070	5018
PRIMARY IRON N O P	400 U STATES	TON 15 15	2744	189 189	32818 32818	5019
INGOTS CARBON STEEL		TON				5023*
INGOTS ALLOY STEEL	400 U STATES	TON 47 47	58154 58154	47 47	58154 58154	5025*
BLOOMS BILLETS CARBON STEEL	400 U STATES	TON 95 95	11793 11793	95 95	11793 11793	5027*
BLOOMS BILLETS ALLOY STEEL	100 U KINGDOM 375 SWEDEN 400 U STATES	TON 5 1 229 235	2471 506 53629 56606	5 1 229 235	2471 506 53629 56606	5029*
CAST SCRAP	400 U STATES	TON 11591 11591	333100 333100	34952 34952	1028762 1028762	5031
WROUGHT SCRAP	359 NORWAY 381 ALASKA 400 U STATES	TON 5 15320 15325	151 414821 414972	4 149 195866 196019	85 4464 5834578 5839127	5032
TIN PLATE SCRAP	400 U STATES	TON		239 239	6669 6669	5033
AXLES FOR RAILWAY VEHICLES	100 U KINGDOM 400 U STATES		1822 1822		618 24237 24855	5041
AXLES FOR VEHICLES N O P	100 U KINGDOM 335 GERMANY W 400 U STATES		68882 68882		847 1073 713711 715631	5042
AXLES N O P	359 NORWAY 400 U STATES		7546 7546		185 38908 39093	5043
CASTINGS FOR AGRIC IMPLEMENTS	400 U STATES		19170 19170		146844 146844	5044
INGOT MOULDS FOR STEEL	400 U STATES		27334 27334		522686 522686	5045

* Cumulative figures for 1958 relate to period July 1 to July 31. See blue pages at front of report.

IMPORTS INTO CANADA FOR CONSUMPTION

Articles and Countries from which Imported	MONTH OF JULY 1958		SEVEN MONTHS ENDED JULY 1958		Class Number
	Quantities	Values (\$)	Quantities	Values (\$)	
MOULDS N O P					5046
100 U KINGDOM				101	
306 BELGIUM				12914	
327 FRANCE		343		343	
335 GERMANY W				1287	
400 U STATES		18421		195483	
		18764		210128	
CASTINGS MALLEABLE N O P ROUGH	CWT				5047
100 U KINGDOM		13	295	4867	
376 SWITZRLND			77	2074	
400 U STATES		1776	13313	314551	
		1789	13685	321492	
CASTINGS NONMALLEABLE NOP RGH	CWT				5048
335 GERMANY W			5	157	
400 U STATES		2054	11224	221331	
		2054	11229	221488	
CASTINGS OF STEEL N O P ROUGH	CWT				5049
100 U KINGDOM			4	107	
234 AUSTRALIA			5	220	
376 SWITZRLND		536	708	39480	
400 U STATES		2652	32574	883716	
		3188	33291	923523	
FORGINGS N O P					5050
100 U KINGDOM		43024		137280	
375 SWEDEN				1857	
400 U STATES		118920		920619	
				161944	
FORGINGS HOLLOW AND 20 TONS					5051
100 U KINGDOM		145685		664866	
335 GERMANY W				14572	
400 U STATES		45982		247775	
				191667	
PISTON RING CASTINGS ROUGH					5052
100 U KINGDOM				2708	
400 U STATES		2693		61136	
				2693	
CASTINGS FOR RAILWAY VEHICLES					5054
TIRES STEEL ROUGH RAILWAY	CWT				5055
100 U KINGDOM			273	4631	
400 U STATES		14	175	2559	
		14	175	448	
STEEL WHEELS FOR RAILWAYS					5057
100 U KINGDOM		351256		2901604	
400 U STATES		6203		114628	
		357459		3016232	
FORGED GOLF CLUB HEADS	NO				5058
400 U STATES		20707	33177	128666	
		20707	33177	128666	
SEMI FINISHED PISTON CASTINGS					5059
400 U STATES		2079		14942	
		2079		14942	
BARS CARBON STEEL HOT ROLLED	CWT				5071*
100 U KINGDOM		3326	3326	27198	
306 BELGIUM		63979	63979	262957	
327 FRANCE		11477	11477	44673	
347 JAPAN		12808	12808	52428	
375 SWEDEN		342	342	6828	
400 U STATES		33801	33801	240752	
		125733	125733	634836	
BARS ALLOY STEEL HOT ROLLED	CWT				5075*
100 U KINGDOM		1767	1767	29443	
305 AUSTRIA		24	24	621	
375 SWEDEN		79	79	2756	
400 U STATES		4187	4187	81803	
		6057	6057	114623	
WIRE RODS STEEL HOT ROLLED	CWT				5079
100 U KINGDOM		4587	8711	49242	
306 BELGIUM		106	41946	229420	
312 CHILE			4338	22519	
335 GERMANY W			21963	110778	
359 NORWAY			21789	126848	
400 U STATES		2386	7783	57517	
		7079	106530	596324	
BARS CARBON STEEL COLD ROLLED	CWT				5083*
100 U KINGDOM		5452	5452	44048	
305 AUSTRIA		114	114	1954	
306 BELGIUM		476	476	3802	
400 U STATES		5918	5918	61742	
		11960	11960	111546	
BARS ALLOY STEEL COLD ROLLED	CWT				5087*
100 U KINGDOM		86	86	2199	
400 U STATES		1247	1247	33509	
		1333	1333	35708	
BARS OR RODS FABRICATED N O P	CWT				5091*
100 U KINGDOM		311	311	12103	
305 AUSTRIA		54	54	1829	
327 FRANCE		21	21	239	
335 GERMANY W		93	93	1149	
375 SWEDEN		20	20	727	
400 U STATES		2151	2151	37258	
		2650	2650	53305	
PLATES 48 INCHES WIDE OR LESS	CWT				5101*
100 U KINGDOM		136	136	2345	

* Cumulative figures for 1958 relate to period July 1 to July 31. See blue pages at front of report.

IMPORTS INTO CANADA FOR CONSUMPTION

Articles and Countries from which Imported	MONTH OF JULY 1958		SEVEN MONTHS ENDED JULY 1958		Class Number
	Quantities	Values (\$)	Quantities	Values (\$)	
347 JAPAN	710	3467	710	3467	
400 U STATES	6650	47856	6650	47856	
	7496	53668	7496	53668	
PLATES OV 48 INS LESS 100 INS	CWT				5102*
100 U KINGDOM	4174	25263	4174	25263	
347 JAPAN	4586	22299	4586	22299	
400 U STATES	72709	486656	72709	486656	
	81469	534218	81469	534218	
PLATES 100 INCHES WIDE OR MORE	CWT				5103*
400 U STATES	12344	75438	12344	75438	
	12344	75438	12344	75438	
PLATES CARBON SURFACE PATTERN	CWT				5104
100 U KINGDOM	116	778	1266	8640	
375 SWEDEN	27288	181446	110715	735921	
400 U STATES	27404	182224	111981	744561	
PLATES ALLOY STEEL	CWT				5105*
100 U KINGDOM	272	16254	272	16254	
375 SWEDEN	154	8607	154	8607	
400 U STATES	4063	156970	4063	156970	
	4489	181831	4489	181831	
PLATES FABRICATED COATED NOP	CWT				5106
100 U KINGDOM	385	6194	385	6194	
327 FRANCE	10	132	10	132	
400 U STATES	6287	108350	25946	446028	
	6682	114676	26341	452354	
SHEETS NOT TEMPERED FOR SAWS	CWT				5115
100 U KINGDOM	74	1561	815	18285	
335 GERMANY W			333	24211	
375 SWEDEN	86	5649	536	32483	
400 U STATES	540	22575	9602	414436	
	700	29785	11286	489415	
SHEETS TEMPERED FOR SAWS	CWT				5116
100 U KINGDOM			213	7757	
375 SWEDEN	75	4631	431	26908	
400 U STATES	130	7555	1200	70366	
	205	12186	1844	105031	
SKELP H R OV 15 3 EIGHTHS INS	CWT				5121
347 JAPAN			339	1999	
400 U STATES			651587	4033988	
			651926	4035987	
SKELP H R NOT OV 15 3 EIGHTHS	CWT				5122
100 U KINGDOM			13	70	
400 U STATES	33070	175187	210167	1152183	
	33070	175187	210180	1152253	
STEEL COLD ROLLED FOR PIPES	CWT				5123
400 U STATES			10275	67251	
			10275	67251	
SHEET CARBON HOT ROLLED NOP	CWT				5128*
100 U KINGDOM	479	3069	479	3069	
306 BELGIUM	2960	14854	2960	14854	
400 U STATES	60249	396965	60249	396965	
	63688	414888	63688	414888	
SHEET CARBON COLD ROLLED NOP	CWT				5129*
100 U KINGDOM	1558	14457	1558	14457	
335 GERMANY W	69	880	69	880	
375 SWEDEN	324	11968	324	11968	
400 U STATES	46889	354417	46889	354417	
	48840	381722	48840	381722	
SHEET FOR PORCELAIN ENAMELLING	CWT				5131
100 U KINGDOM			4637	33658	
400 U STATES	25376	194461	105337	825503	
	25376	194461	109974	859161	
SHEET AND STRIP TINPLATE	CWT				5132
100 U KINGDOM			72639	691258	
400 U STATES	2504	25421	15511	143247	
	2504	25421	88150	834505	
SHEET AND STRIP GALVANIZED	CWT				5133
100 U KINGDOM	58	577	1248	13917	
306 BELGIUM			182	2048	
327 FRANCE	15	928	15	928	
335 GERMANY W			9	95	
400 U STATES	22803	254023	67345	773476	
	22876	255528	68799	790464	
SHEET AND STRIP TERNEPLATE	CWT				5134
100 U KINGDOM	315	2331	315	2331	
400 U STATES	9429	86575	66657	590975	
	9744	88906	66972	593306	
SHEET COATED WITH METAL NOP	CWT				5138
100 U KINGDOM			5	747	
335 GERMANY W			570	12483	
400 U STATES	1776	47981	23154	463343	
	1776	47981	23729	476573	
SHEET AND STRIP COATED NOP	CWT				5139
100 U KINGDOM	1863	24082	2785	35665	
335 GERMANY W			167	2994	
400 U STATES	11537	136957	119426	1324780	
	13400	161039	122378	1363439	
SHEET ALLOY STEEL N O P	CWT				5143*
100 U KINGDOM	5642	313713	5642	313713	
375 SWEDEN	84	5173	84	5173	
400 U STATES	7993	445969	7993	445969	
	13719	764855	13719	764855	
SHEET AND STRIP SILICON STEEL	CWT				5146
400 U STATES	21749	380778	195644	3562474	
	21749	380778	195644	3562474	

* Cumulative figures for 1958 relate to period July 1 to July 31. See blue pages at front of report.

IMPORTS INTO CANADA FOR CONSUMPTION

Articles and Countries from which Imported	MONTH OF JULY 1958		SEVEN MONTHS ENDED JULY 1958		Class Number
	Quantities	Values (\$)	Quantities	Values (\$)	
SHEET AND STRIP FABRICATED NOP 100 U KINGDOM 400 U STATES	CWT 2438 7958 10396	28602 94268 122870	3253 37360 40613	34806 412213 447019	5149
BEAMS WIDE FLANGE CARBON NOP 306 BELGIUM 327 FRANCE 400 U STATES	CWT 27147 538 338078 365763	133771 2544 1920450 2056765	27147 538 338078 365763	133771 2544 1920450 2056765	5151*
LARGER STRUCTURALS CARBON NOP 100 U KINGDOM 306 BELGIUM 327 FRANCE 400 U STATES	CWT 3411 16601 4800 50719 75531	23571 70110 17993 325153 436827	3411 16601 4800 50719 75531	23571 70110 17993 325153 436827	5155*
BAR SIZE SHAPES CARBON NOP 306 BELGIUM 327 FRANCE 400 U STATES	CWT 10435 2178 9736 22349	48884 8397 69941 127222	10435 2178 9736 22349	48884 8397 69941 127222	5159*
SHEET PILING CARBON STEEL 100 U KINGDOM 327 FRANCE 335 GERMANY W	CWT 8662 384 2496 11542	47438 2119 14979 64536	8662 384 2496 11542	47438 2119 14979 64536	5161*
STRUCTURAL SHAPES ALLOY STEEL 400 U STATES	CWT 84 84	5040 5040	84 84	5040 5040	5164*
STEEL MASTS SHAPES FOR SHIPS 100 U KINGDOM 234 AUSTRALIA 347 JAPAN 400 U STATES	CWT 1928 4973 6901	9379 29796 39175	13520 612 7394 239637 261163	85659 5352 39032 1499333 1629376	5165
SASH OR CASEMENT SECTIONS 100 U KINGDOM 306 BELGIUM 400 U STATES	CWT 568 4695 5263	3450 53711 57161	3603 210 20107 23920	23534 1510 223180 248224	5166
STRUCTURALS FABRICATED NOP 100 U KINGDOM 335 GERMANY W 344 ITALY 400 U STATES	CWT 10774 1333 216 3684 16007	114506 18728 2807 59197 195238	68261 1474 216 42443 112394	723186 20752 2807 609722 1356467	5169
RAILWAY RAILS 306 BELGIUM 335 GERMANY W 354 NETHRLNDS 400 U STATES	CWT 151 651 7061 7863	770 4182 40619 45571	40 190 651 11119 12000	3921 4713 4182 374520 387336	5173
FISH PLATES SPLICE BARS ETC 100 U KINGDOM 306 BELGIUM 335 GERMANY W 354 NETHRLNDS 400 U STATES	CWT 2560 130 6727 9417	14567 987 55769 71323	5480 34 2602 130 37389 45635	40493 204 14791 987 355983 412458	5175
RAILWAY TRACK MATERIAL NOP 100 U KINGDOM 335 GERMANY W 381 ALASKA 400 U STATES	CWT 69 370 439	1390 5746 7136	86 69 1487	13461 245 62065	5177
PIPES AND TUBES OF CAST IRON 100 U KINGDOM 400 U STATES	CWT 27579 2291 29870	110206 23336 133542	155840 11957 167797	657062 188829 845891	5181
DRILL PIPE 400 U STATES	CWT 1306 1306	38341 38341	1306 1306	38341 38341	5182*
OIL COUNTRY GOODS STEEL NOP 100 U KINGDOM 344 ITALY 347 JAPAN 400 U STATES	CWT 5110 4178 14014 37609 60911	50749 30600 123836 416088 621273	5110 4178 14014 37609 60911	50749 30600 123836 416088 621273	5185*
TRANSMISSION PIPE AND FITTINGS 100 U KINGDOM 400 U STATES	CWT 313941 1250 315191	2409261 73571 2482832	313941 1250 315191	2409261 73571 2482832	5188*
CORRUGATED METAL CULVERT PIPE 381 ALASKA 400 U STATES	CWT 1 666 667	89 6779 6868	1 666 667	89 6779 6868	5189*
PRESSURE PIPE FOR BOILERS ETC 100 U KINGDOM 335 GERMANY W 375 SWEDEN 376 SWITZRLND 400 U STATES	CWT 6742 746 1701 4979 14168	92269 11948 18776 152856 275849	33068 1478 177 5987 107110	513418 33174 8570 63883 2314371	5191
SEAMLESS TUBES FOR BEARINGS 335 GERMANY W	CWT 447	9417	447	9417	5192*

* Cumulative figures for 1958 relate to period July 1 to July 31. See blue pages at front of report.

IMPORTS INTO CANADA FOR CONSUMPTION

Articles and Countries from which Imported	MONTH OF JULY 1958		SEVEN MONTHS ENDED JULY 1958		Class Number
	Quantities	Values (\$)	Quantities	Values (\$)	
375 SWEDEN	1316	19619	1316	19619	
400 U STATES	4683	121060	4683	121060	
	6446	150096	6446	150096	
PIPE FOR PAPER MAKING ROLLS	CWT				5193
100 U KINGDOM			508	60082	
335 GERMANY W			39	843	
400 U STATES			167	8274	
			714	69199	
PIPE SEAMLESS COLD DRAWN NOP	CWT				5196*
100 U KINGDOM	2833	106096	2833	106096	
375 SWEDEN	128	8700	128	8700	
400 U STATES	8028	201978	8028	201978	
	10989	316774	10989	316774	
PIPES IRON OR STEEL N O P	CWT				5197*
100 U KINGDOM	18619	176845	18619	176845	
306 BELGIUM	5269	37995	5269	37995	
327 FRANCE	2554	18570	2554	18570	
335 GERMANY W	8748	70101	8748	70101	
354 NETHRLNDS	2492	16799	2492	16799	
375 SWEDEN	19	1263	19	1263	
400 U STATES	61520	732960	61520	732960	
	99221	1054533	99221	1054533	
PIPE FITTINGS WELDING TYPE	CWT				5198
100 U KINGDOM		54294		272831	
335 GERMANY W		33915		221881	
347 JAPAN				3484	
354 NETHRLNDS		1300		1300	
400 U STATES		197893		1476048	
		287402		1975544	
PIPE FITTINGS COUPLINGS NOP	CWT				5199
100 U KINGDOM		22678		171484	
327 FRANCE				42745	
335 GERMANY W				38048	
344 ITALY		8473		21254	
347 JAPAN		17704		157167	
354 NETHRLNDS		1180		1180	
375 SWEDEN				3140	
400 U STATES		562787		3246450	
		612822		3681468	
WELDING RODS OF ALL KINDS	CWT				5200
100 U KINGDOM	257	14537	585	29089	
234 AUSTRALIA	5	516	5	516	
306 BELGIUM			32	785	
327 FRANCE	1	70	1	70	
335 GERMANY W	35	6075	260	19296	
375 SWEDEN			5	436	
376 SWITZRLND			6	215	
400 U STATES	15725	385814	77808	2187533	
	16023	407012	78702	2237940	
WIRE BARBED FENCING	CWT				5201
100 U KINGDOM	5063	45530	29886	274160	
306 BELGIUM			5656	36990	
327 FRANCE	1100	6184	11765	74928	
335 GERMANY W	205	1397	9754	70337	
347 JAPAN	3833	22008	8344	50922	
354 NETHRLNDS			2392	15374	
400 U STATES	64	390	1299	8449	
	10265	75509	69096	531160	
WIRE FLAT QUARTER INCH OR LESS	CWT				5203
100 U KINGDOM	10	146	550	8239	
335 GERMANY W			18	300	
400 U STATES	231	5559	1343	37534	
	241	5705	1911	46073	
WIRE ZINC COATED	CWT				5204
100 U KINGDOM	3764	34178	28661	251321	
306 BELGIUM			2505	17103	
327 FRANCE			1924	11250	
335 GERMANY W	400	2596	3726	31935	
347 JAPAN	1346	8508	2053	12381	
354 NETHRLNDS	440	3270	440	3270	
400 U STATES	1435	23963	11962	236641	
	7385	72515	51271	563901	
WIRE COATED NOP OR COVERED	CWT				5205
100 U KINGDOM	68	1682	2552	62391	
306 BELGIUM			723	4400	
335 GERMANY W	16	952	880	14762	
347 JAPAN			156	2612	
359 NORWAY	6	94	6	94	
400 U STATES	328	14524	4274	171613	
	418	17252	8591	255872	
WIRE ROPE FOR RIGGING SHIPS	CWT				5206
100 U KINGDOM	16	499	379	10371	
335 GERMANY W			4	71	
400 U STATES	12	236	227	5094	
	28	735	610	15536	
WIRE ROPE CABLE NDP IRON STEEL	CWT				5207
100 U KINGDOM	2614	56087	22204	487817	
306 BELGIUM	19	227	2465	34779	
318 DENMARK			72	1180	
335 GERMANY W	836	15863	7980	142331	
344 ITALY			15	302	
347 JAPAN	329	4299	749	9306	
354 NETHRLNDS	1673	23812	7324	111055	
375 SWEDEN			29	978	

* Cumulative figures for 1958 relate to period July 1 to July 31. See blue pages at front of report.

IMPORTS INTO CANADA FOR CONSUMPTION

Articles and Countries from which Imported	MONTH OF JULY 1958		SEVEN MONTHS ENDED JULY 1958		Class Number
	Quantities	Values (\$)	Quantities	Values (\$)	
400 U STATES	986	62897	7994	416261	
WIRE STEEL FOR UPHOL SPRINGS	6457	163185	48832	1204009	5208
400 U STATES			1208	11547	
WIRE STEEL FOR CORSET STEELS			1208	11547	5209
100 U KINGDOM	100	3749	438	16002	
335 GERMANY W			179	4713	
400 U STATES	176	9301	535	32223	
WIRE STEEL FOR MFR WIRE ROPE	276	13050	1152	52938	5210
100 U KINGDOM	20534	239531	135072	1595519	
327 FRANCE			1120	10416	
335 GERMANY W	2367	25233	12283	132871	
347 JAPAN	732	8289	1198	13511	
400 U STATES	3773	62378	13538	231376	
WIRE ROPE STEEL COMML FISHING	27406	335431	163211	1983693	5211
100 U KINGDOM		31691		237045	
306 BELGIUM		231		1211	
318 DENMARK		850		8707	
335 GERMANY W				1744	
347 JAPAN				61	
400 U STATES				4293	
WIRE STEEL FOR CARD CLOTHING		32772		253061	5212
100 U KINGDOM					
400 U STATES			26	914	
WIRE ROPE CABLE STEEL USED	13	880	13	880	5213
400 U STATES	13	880	39	1794	
WIRE OF IRON OR STEEL N O P	200	467	6433	23537	5214
100 U KINGDOM	200	467	6433	23537	
305 AUSTRIA	2380	25123	19947	200302	
306 BELGIUM	856	6444	40	229	
318 DENMARK			9944	60739	
327 FRANCE			3159	14556	
335 GERMANY W	2450	14175	3755	21914	
347 JAPAN	831	4733	4810	37996	
354 NETHRLNDS			6735	38008	
375 SWEDEN			1134	6324	
400 U STATES	5034	88197	1014	48252	
WIRE FENCING NOT LESS 080 INCH	11551	138672	31792	726364	5215
100 U KINGDOM		6011		111785	
335 GERMANY W		1199		8018	
400 U STATES		8771		54254	
WIRE FENCING WOVEN N O P		15981		174057	5216
100 U KINGDOM					
305 AUSTRIA		1127		3022	
306 BELGIUM		1667		13359	
335 GERMANY W		196		9376	
354 NETHRLNDS				4486	
400 U STATES		1261		13921	
WIRE NETTING FOR FUR FARMS		4251		27247	5217
100 U KINGDOM					
306 BELGIUM				6061	
335 GERMANY W				13912	
400 U STATES		1617		202	
WIRE SCREENS DOORS WINDOWS		1617		14166	5218
100 U KINGDOM				34341	
327 FRANCE				871	
335 GERMANY W				94	
400 U STATES		16078		57	
WIRE MESH IN ACETATE FILM		16078		86907	5219
100 U KINGDOM				87929	
400 U STATES		240		5359	
WIRE CLOTH OR SCREEN OF IRON		240		2885	5220
100 U KINGDOM		1464		8244	
327 FRANCE		81		5439	
335 GERMANY W		3613		173	
347 JAPAN		1190		23256	
354 NETHRLNDS		751		119639	
400 U STATES		15537		1615	
WIRE NETTING OF IRON OR STEEL		22636		166074	5221
100 U KINGDOM		15047		316196	
305 AUSTRIA		6879		159247	
306 BELGIUM				39847	
327 FRANCE		479		8938	
335 GERMANY W		5062		479	
344 ITALY		6304		46519	
347 JAPAN				12764	
354 NETHRLNDS		5446		19498	
400 U STATES		814		6498	
WIRE RUSTPROOF FOR FISHING		40031		138284	5222
100 U KINGDOM				2042	
347 JAPAN				1886	
400 U STATES		637		15135	
		637		19063	

IMPORTS INTO CANADA FOR CONSUMPTION

Articles and Countries from which Imported	MONTH OF JULY 1958		SEVEN MONTHS ENDED JULY 1958		Class Number
	Quantities	Values (\$)	Quantities	Values (\$)	
WIRE ROPE FOR WELL DRILLING	CWT				5223
100 U KINGDOM			1780	26605	
347 JAPAN			2153	28876	
400 U STATES	801	17195	2972	74152	
	801	17195	6905	129633	
WELDED WIRE FABRIC REINFORCING	CWT				5224
100 U KINGDOM			180	2136	
306 BELGIUM	2992	18900	9451	57145	
327 FRANCE	787	4235	787	4235	
400 U STATES	510	7999	3553	58881	
	4289	31134	13971	122397	
CABLE CHAIN FOR SHIPS	CWT				5231
100 U KINGDOM	986	15379	6021	96197	
400 U STATES	14	1151	1037	27098	
	1000	16530	7058	123295	
COIL CHAIN 9 EIGHTHS AND OVER	CWT				5232
100 U KINGDOM	1172	15860	6410	63066	
359 NORWAY			1119	5147	
400 U STATES	173	5039	1085	38532	
	1345	20899	8614	106745	
COIL CHAIN UNDER 9 EIGHTHS IN	CWT				5233
100 U KINGDOM	318	6787	2003	42154	
335 GERMANY W	34	761	1355	17834	
354 NETHRLNDS			33	619	
400 U STATES	106	4140	950	39320	
	458	11688	4341	99927	
SPROCKET CHAIN FOR AGRIC IMPL					5234
100 U KINGDOM		739		739	
335 GERMANY W		19169		288772	
400 U STATES		49785		444003	
		69693		733514	
SILENT CHAIN ROLLER CHAIN					5235
100 U KINGDOM		48411		312306	
305 AUSTRIA		1541		2368	
317 CZECHO S				1202	
327 FRANCE				182	
335 GERMANY W		24243		91945	
347 JAPAN		16708		44969	
375 SWEDEN				132	
400 U STATES		135113		832392	
		226016		1285496	
CHAINS N O P					5236
100 U KINGDOM		4520		40590	
305 AUSTRIA				1264	
317 CZECHO S				110	
335 GERMANY W		1253		10964	
344 ITALY				532	
347 JAPAN				2284	
400 U STATES		34135		320684	
		39908		376428	
DIESEL ENGINE PARTS N O P					5240
100 U KINGDOM		126942		817908	
305 AUSTRIA				77	
318 DENMARK				18014	
327 FRANCE		2769		2926	
335 GERMANY W		22984		80313	
344 ITALY		439		3021	
354 NETHRLNDS		2298		12772	
375 SWEDEN		808		16702	
376 SWITZRLND		3317		11736	
381 ALASKA				446	
400 U STATES		1071518		8088515	
		1231075		9052430	
AUTOMOBILE ENGINES AND PARTS	NO				5242
100 U KINGDOM	6	37138	14	312744	
327 FRANCE				313	
335 GERMANY W		31296	112	216283	
344 ITALY		117		8937	
375 SWEDEN				203	
400 U STATES	649	631186	2769	6593932	
	655	699737	2895	7132412	
ENGINES GAS MARINE AND PARTS	NO				5244
100 U KINGDOM	9	4302	27	158118	
318 DENMARK			2	439	
326 FINLAND			1	216	
375 SWEDEN			2	685	
400 U STATES	49	65996	346	493221	
	58	70298	378	652679	
ENGINES MOTOR TRUCK AND PARTS	NO				5245
100 U KINGDOM		7921	127	232666	
335 GERMANY W		118	160	29469	
400 U STATES	354	579759	3780	4896699	
	354	587798	4067	5158834	
ENGINES FISHING BOAT AND PARTS	NO				5246
100 U KINGDOM		242	10	3584	
400 U STATES	28	11895	168	110210	
	28	12137	178	113794	
PARTS OF AIRCRAFT ENGINES					5248
100 U KINGDOM		510581		5051377	
304 ARGENTINA				603	
327 FRANCE				8916	
354 NETHRLNDS				2166	
381 ALASKA				184	
400 U STATES		1142577		8913238	
		1653158		13976484	

IMPORTS INTO CANADA FOR CONSUMPTION

Articles and Countries from which Imported	MONTH OF JULY 1958		SEVEN MONTHS ENDED JULY 1958		Class Number
	Quantities	Values (\$)	Quantities	Values (\$)	
ENGINES UP TO 1 AND 1 HALF HP 100 U KINGDOM 400 U STATES	NO 14 14	 389 389	25 213 238	930 8713 9643	5251
ENGINES GAS N O P AND PARTS 100 U KINGDOM 335 GERMANY W 347 JAPAN 376 SWITZRLND 400 U STATES	NO 1 6350 6351	7467 489669 497136	25 61 204 1 111009	32339 12418 13494 932992 7890724 8881967	5252
ENGINES STEAM N O P AND PARTS 100 U KINGDOM 335 GERMANY W 376 SWITZRLND 400 U STATES	NO 1 12 13	14738 230744 245482	1 159 161	74592 1805 1195 1234964 1312556	5253
FIRE ENGINES MACHINES AND PTS 100 U KINGDOM 335 GERMANY W 400 U STATES	NO 7 4 11	256226 25601 281827	36 3 189 228	783113 2006 208252 993371	5254
LOCOMOTIVES RAILWAY N O P 400 U STATES	NO 1 1	14112 14112	10 10	587465 587465	5255
LOCOMOTIVE CHASSIS TOPS WHEELS 100 U KINGDOM 400 U STATES	 4	 125954 125954	 30 52 82	 3232 1297702 1300934	5256
LOCOMOTIVES SAWMILL MINING 100 U KINGDOM 400 U STATES	NO 2 2 4	44582 78115 122697	30 52 82	371903 1285559 1657462	5257
ENGINES AIRCRAFT UP TO 200 HP 100 U KINGDOM 400 U STATES	NO 76 76	 64928 64928	1 323 324	207 333165 333372	5258
ENGINES AIRCRAFT 201 TO 500 HP 400 U STATES	NO 23 23	 48393 48393	146 146	436148 436148	5259
ENGINES AIRCRAFT 501 TO 1000HP 400 U STATES	NO 3 3	 16536 16536	39 39	333223 333223	5260
ENGINES AIRCRAFT OVER 1000 HP 100 U KINGDOM 400 U STATES	NO 7 29 36	626711 1835871 2462582	81 198 279	3970202 13233821 17204023	5261
ENGINES MARINE DIESEL 100 U KINGDOM 335 GERMANY W 354 NETHRLNDS 375 SWEDEN 400 U STATES	NO 20 71 91	192536 150529 343065	164 24 3 30 340 561	664630 23010 603417 124038 1082562 2497657	5265
ENGINES MOTOR VEHICLE DIESEL 100 U KINGDOM 335 GERMANY W 400 U STATES	NO 79 29 108	174129 74331 248460	288 4 175 467	464517 6981 422542 894040	5266
ENGINES LOCOMOTIVE DIESEL 100 U KINGDOM 400 U STATES	NO 17 17	 331607 331607	2 200 202	54372 4605349 4659721	5267
ENGINES DIESEL SEMI DIESEL N O P 100 U KINGDOM 335 GERMANY W 375 SWEDEN 400 U STATES	NO 117 2 227 346	125161 1524 295314 421999	978 34 2 1113 2127	1162962 34426 3154 2245087 3445629	5268
POWER BOILERS 100 U KINGDOM 335 GERMANY W 354 NETHRLNDS 400 U STATES	 4	 111 123067 123178	 2 200 202	 34926 159 2419 1004730 1042234	5274
POWER BOILER PARTS 100 U KINGDOM 335 GERMANY W 400 U STATES	 4	 2608 169394 172002	 2 200 202	 17969 165 961638 979772	5275
OUTBOARD MOTORS 100 U KINGDOM 335 GERMANY W 400 U STATES	NO 158 3 633 794	 13246 267 110506 124019	446 10 6328 6784	36565 2682 1588658 1627905	5280
OUTBOARD MOTOR PARTS 100 U KINGDOM 335 GERMANY W 400 U STATES	 4	 312 2961 343462 346735	 2 1113 2127	 2335 3205 4118286 4123826	5283
CREAM SEPARATOR PARTS 100 U KINGDOM 318 DENMARK 326 FINLAND 335 GERMANY W 375 SWEDEN	 4	 1478 150 154 1649	 2 1113 2127	 1950 4933 268 1306 10252	5290

IMPORTS INTO CANADA FOR CONSUMPTION

Articles and Countries from which Imported	MONTH OF JULY 1958		SEVEN MONTHS ENDED JULY 1958		Class Number
	Quantities	Values (\$)	Quantities	Values (\$)	
400 U STATES		5501		54533	
CREAM SEPARATORS		8932		73242	
NO					5292
318 DENMARK			1	2443	
326 FINLAND	1	2919	10	16947	
335 GERMANY W	120	8786	889	97437	
375 SWEDEN	430	55951	3043	253903	
400 U STATES	12	19924	292	219001	
	563	87580	4235	589731	
MILK CLARIFIERS AND PARTS					5293
318 DENMARK				1628	
375 SWEDEN				14526	
400 U STATES				13272	
				29426	
MILKING MACHINES AND PARTS					5294
100 U KINGDOM		1511		3620	
335 GERMANY W		4650		7570	
375 SWEDEN				1021	
400 U STATES		267172		1673125	
		273333		1685336	
PASTEURIZERS DAIRY AND PARTS					5295
NO					
100 U KINGDOM	13	24412	21	71780	
236 NEW ZEAL		251		251	
375 SWEDEN		223		39092	
400 U STATES	6	11861	165	184595	
	19	36747	186	295718	
POWER DAIRY MACHINERY AND PTS					5296
100 U KINGDOM		2283		20874	
335 GERMANY W				8989	
344 ITALY				623	
354 NETHRLNDS				6907	
375 SWEDEN		5100		14967	
376 SWITZRLND				9561	
400 U STATES		261891		2873413	
		269274		2935534	
FORKS PRONGED					5301
DOZ					
100 U KINGDOM			223	1754	
335 GERMANY W	225	1638	2372	18604	
344 ITALY	100	312	100	312	
347 JAPAN	10	131	85	1027	
400 U STATES	51	1465	599	14358	
	386	3546	3379	36055	
HARVESTERS AND PARTS					5302
NO					
100 U KINGDOM			6	2521	
318 DENMARK	12	4233	16	5446	
335 GERMANY W				2123	
400 U STATES	120	130137	941	1661809	
	132	134370	963	1671899	
HAY LOADERS AND PARTS					5303
NO					
400 U STATES	63	7908	278	58432	
	63	7908	278	58432	
HAY TEDDERS AND PARTS					5304
NO					
400 U STATES			4	312	
			4	312	
MOWING MACHINES AND PARTS					5305
NO					
100 U KINGDOM				1995	
335 GERMANY W			25	5208	
375 SWEDEN			20	3602	
400 U STATES	1027	265083	6242	1878502	
	1027	265083	6287	1889307	
POTATO DIGGERS PLANTERS PARTS					5306
NO					
100 U KINGDOM				59	
335 GERMANY W			68	7943	
400 U STATES	79	55972	652	376667	
	79	55972	720	384669	
RAKES HORSE OR POWER AND PARTS					5307
NO					
100 U KINGDOM	1	136	9	1915	
354 NETHRLNDS			130	19768	
400 U STATES	832	239151	7609	2305033	
	833	239287	7748	2326716	
RAKES N O P					5308
DOZ					
100 U KINGDOM	326	2510	898	6353	
335 GERMANY W	125	895	2554	16862	
344 ITALY			510	4223	
347 JAPAN	216	561	7759	14430	
400 U STATES	312	2749	9465	70370	
	986	6715	21186	112238	
SCYTHES					5310
DOZ					
100 U KINGDOM			294	4918	
305 AUSTRIA			1197	21194	
354 NETHRLNDS	2	144	4	298	
375 SWEDEN			315	4677	
400 U STATES	18	194	900	13735	
	20	338	2710	44822	
SICKLES OR REAPING HOOKS					5311
DOZ					
100 U KINGDOM	26	97	456	2133	
305 AUSTRIA			48	242	
400 U STATES			1043	8805	
	26	97	1547	11180	
CULTIVATORS SCUFFLERS AND PTS					5321
100 U KINGDOM		5766		74023	
335 GERMANY W		71		14316	
347 JAPAN		198		323	
354 NETHRLNDS				198	
359 NORWAY		466		466	
400 U STATES		283069		3509738	
		289570		3599064	

IMPORTS INTO CANADA FOR CONSUMPTION

Articles and Countries from which Imported	MONTH OF JULY 1958		SEVEN MONTHS ENDED JULY 1958		Class Number
	Quantities	Values (\$)	Quantities	Values (\$)	
DRILLS SEED SEEDERS AND PARTS					5322
100 U KINGDOM				1762	
400 U STATES		30159		1190214	
		30159		1191976	
HARROWS DISC AND PARTS					5323
400 U STATES		8044		572298	
		8044		572298	
HARROWS AND PARTS N O P					5324
100 U KINGDOM		1318		21195	
347 JAPAN				588	
400 U STATES		17103		527597	
		18421		549380	
HOES	DOZ				5325
100 U KINGDOM	30	245	378	2246	
335 GERMANY W			150	515	
347 JAPAN			253	2075	
354 NETHRLNDS			3	73	
400 U STATES	23	351	1433	15019	
	53	596	2217	19928	
PLOUGHS DISC AND PARTS					5326
100 U KINGDOM				582	
400 U STATES		27425		439899	
		27425		440481	
PLOUGHS AND PARTS N O P					5327
100 U KINGDOM		1998		78155	
317 CZECHO S		212		212	
400 U STATES		162889		1399120	
		165099		1477487	
ROLLERS FARM OR LAWN AND PARTS	NO				5328
100 U KINGDOM			1	73	
400 U STATES	20	1075	1365	49937	
	20	1075	1366	50010	
FANNING MILL PEAVINERS AND PTS	NO				5331
335 GERMANY W			1	108	
400 U STATES	121	185599	526	487272	
	121	185599	527	487380	
HARVESTER COMBINES AND PARTS	NO				5332
100 U KINGDOM	2	5999	3	66797	
335 GERMANY W		1063		1133	
400 U STATES	348	1841384	1781	12766007	
	350	1848446	1784	12833937	
THRESHING MACHINE SEPARATORS	NO				5333
400 U STATES	6	1457	21	10951	
	6	1457	21	10951	
THRESHING MACHINE PARTS					5334
400 U STATES		1133		167815	
		1133		167815	
ELECT GENERATORS FARM AND PTS					5342
100 U KINGDOM				602	
400 U STATES		6961		17829	
		6961		18431	
FODDER FEED CUTTERS AND PARTS	NO				5343
400 U STATES	143	110486	496	352297	
	143	110486	496	352297	
FRUIT VEGETABLE GRADING MACH					5344
100 U KINGDOM		812		7082	
335 GERMANY W				4715	
354 NETHRLNDS		680		680	
400 U STATES		80492		478914	
		81984		491391	
GRAIN HAY GRINDERS AND PARTS	NO				5345
400 U STATES	49	12855	1099	415994	
	49	12855	1099	415994	
HAY PRESSES AND PARTS	NO				5346
100 U KINGDOM	1	1156	3	24761	
327 FRANCE	50	36522	202	141488	
335 GERMANY W			1	566	
400 U STATES	389	473806	4003	5185681	
	440	511484	4209	5352496	
MANURE SPREADERS AND PARTS	NO				5350
400 U STATES	314	166593	4168	1560914	
	314	166593	4168	1560914	
POST HOLE DIGGERS AND PARTS	NO				5352
335 GERMANY W			23	1427	
400 U STATES	552	28892	2805	183462	
	552	28892	2828	184889	
SPADES AND SHOVELS N D P	DOZ				5353
100 U KINGDOM	713	9182	3467	48949	
335 GERMANY W	21	193	98	1157	
347 JAPAN	10	146	1262	12050	
354 NETHRLNDS	2	78	4	150	
400 U STATES	56	629	1325	19654	
	802	10228	6156	81960	
SPRAYING AND DUSTING MACHINES					5354
100 U KINGDOM		1538		22513	
318 DENMARK				1468	
327 FRANCE				286	
335 GERMANY W		1757		26518	
347 JAPAN				4466	
400 U STATES		164567		1784138	
		167862		1839389	
TRACTION DITCHING MACH AND PTS	NO				5356
100 U KINGDOM		103		216	
400 U STATES	13	107579	83	666975	
	13	107682	83	667191	

IMPORTS INTO CANADA FOR CONSUMPTION

Articles and Countries from which Imported	MONTH OF JULY 1958		SEVEN MONTHS ENDED JULY 1958		Class Number
	Quantities	Values (\$)	Quantities	Values (\$)	
TRACTORS INTERNAL COMBUSTION	NO				5357
100 U KINGDOM	373	572508	2217	3419511	
227 BAHAMAS			1	886	
317 CZECHOS	2	3615	2	3615	
347 JAPAN			1	222	
375 SWEDEN			20	3602	
381 ALASKA			3	7946	
400 U STATES	1698	6323911	16158	44779647	
	2073	6900034	18402	48215429	
TRACTOR PARTS AND ACCESSORIES					5358
100 U KINGDOM		150805		487436	
306 BELGIUM				400	
335 GERMANY W		4914		32019	
375 SWEDEN				1732	
376 SWITZRLND				300	
381 ALASKA		2605		6079	
400 U STATES		3997523		24241083	
		4155847		24769049	
WINDMILLS AND PARTS					5361
400 U STATES		738		9214	
		738		9214	
PRUNING HOOKS SHEARS DEHORERS					5362
100 U KINGDOM		2038		16050	
327 FRANCE				310	
335 GERMANY W		323		2177	
344 ITALY		1875		17382	
347 JAPAN		109		212	
376 SWITZRLND				2166	
400 U STATES		6136		72828	
		10481		111125	
AGRIC IMPLEMENTS NOP AND PARTS					5363
100 U KINGDOM		20778		118705	
306 BELGIUM		5040		6040	
318 DENMARK		5238		6657	
326 FINLAND		250		250	
327 FRANCE		275		401	
335 GERMANY W		13190		33360	
347 JAPAN		959		49035	
354 NETHRLNDS		50		827	
375 SWEDEN				3742	
376 SWITZRLND				89	
400 U STATES		1552709		9752439	
		1598489		9971545	
KNIVES AND FORKS TABLE					5371
100 U KINGDOM		17992		72740	
215 INDIA		536		2292	
231 HONG KONG		292		932	
305 AUSTRIA		593		2074	
318 DENMARK		1665		7141	
327 FRANCE		2065		4780	
335 GERMANY W		5179		30239	
344 ITALY				1329	
347 JAPAN		111751		485701	
354 NETHRLNDS		1115		2108	
375 SWEDEN		8464		24523	
400 U STATES		16285		114699	
		165937		748558	
POCKET KNIVES					5372
100 U KINGDOM		13549		103023	
313 CHINA				348	
327 FRANCE				334	
335 GERMANY W		19332		142627	
344 ITALY				6240	
347 JAPAN		5090		22220	
354 NETHRLNDS				66	
375 SWEDEN		283		1081	
376 SWITZRLND		860		2204	
400 U STATES		7420		38662	
		46534		316805	
RAZORS N O P AND PARTS					5373
100 U KINGDOM		874		99421	
335 GERMANY W		506		13317	
375 SWEDEN				131	
400 U STATES		1742		54400	
		3122		167269	
SAFETY RAZOR BLADES	002				5374
100 U KINGDOM	21760	7178	85163	11726	
318 DENMARK			55666	2788	
335 GERMANY W	98753	5497	363963	15205	
360 ISRAEL	45833	1416	62500	1916	
375 SWEDEN			4167	949	
400 U STATES	46081	3085	831186	60536	
	212427	17176	1402645	93120	
SCISSORS AND SHEARS N O P					5375
100 U KINGDOM		17122		101892	
216 PAKISTAN		207		3846	
318 DENMARK		102		102	
327 FRANCE		107		526	
335 GERMANY W		23278		341785	
344 ITALY		2588		23857	
347 JAPAN		4839		23815	
375 SWEDEN				462	
376 SWITZRLND				71	
400 U STATES		24735		254919	
		72978		751275	

IMPORTS INTO CANADA FOR CONSUMPTION

97

Articles and Countries from which Imported	MONTH OF JULY 1958		SEVEN MONTHS ENDED JULY 1958		Class Number
	Quantities	Values (\$)	Quantities	Values (\$)	
OTHER KNIVES N O P					5376
100 U KINGDOM		8117		39505	
215 INDIA				107	
231 HONG KONG		231		497	
305 AUSTRIA		298		298	
318 DENMARK		192		302	
326 FINLAND		73		597	
327 FRANCE		1080		5977	
335 GERMANY W		12870		110896	
347 JAPAN		3955		21777	
352 MEXICO		76		76	
359 NORWAY				994	
375 SWEDEN		1146		7171	
376 SWITZRLND				281	
400 U STATES		10283		64214	
		38321		252692	
SPOONS					5377
100 U KINGDOM		589		3339	
231 HONG KONG				223	
305 AUSTRIA		293		1628	
318 DENMARK		558		2458	
327 FRANCE		119		119	
335 GERMANY W		2647		13030	
344 ITALY		339		2236	
347 JAPAN		40205		172541	
354 NETHRLNDS		792		3694	
375 SWEDEN		635		1664	
400 U STATES		3812		37676	
		49989		238608	
KNIVES BUTCHER AND KITCHEN					5378
100 U KINGDOM		11697		104145	
215 INDIA				87	
231 HONG KONG				112	
318 DENMARK				51	
327 FRANCE		2111		13710	
335 GERMANY W		14465		59190	
344 ITALY				365	
347 JAPAN		11109		29076	
375 SWEDEN		348		1324	
376 SWITZRLND				1404	
400 U STATES		29287		114470	
		69017		323934	
HINGES AND BUTTS	LB				5381
100 U KINGDOM		47390		9967	
306 BELGIUM		3262		1529	
335 GERMANY W		99151		22039	
347 JAPAN		97101		17742	
354 NETHRLNDS				936	
375 SWEDEN		16044		4372	
400 U STATES		55075		40783	
		318023		96432	
				1901777	
				593574	
CUT NAILS	CWT				5391
100 U KINGDOM				575	
375 SWEDEN		15		519	
400 U STATES		701		13549	
		716		14068	
				2858	
				74604	
SPIKES EXCEPT RAILWAY NOP	CWT				5392*
TACKS ALL KINDS N O P	LB				5393
100 U KINGDOM				5865	
318 DENMARK				1949	
335 GERMANY W		220		81	
400 U STATES		1750		871	
		1970		952	
				5528	
				15470	
				6933	
				28812	
				11709	
WIRE NAILS OVER ONE INCH	CWT				5394
100 U KINGDOM		14558		108024	
231 HONG KONG		1500		8826	
305 AUSTRIA				1500	
313 CHINA				400	
317 CZECHO S				1500	
318 DENMARK				5700	
335 GERMANY W		500		17	
347 JAPAN		5734		4185	
354 NETHRLNDS		315		42644	
365 POLAND				2322	
375 SWEDEN		221		1594	
400 U STATES		1254		17163	
		24082		184758	
				175366	
				1408624	
NAILS AND BRADS N D P	LB				5395
100 U KINGDOM		3418		1091	
335 GERMANY W		5198		1840	
347 JAPAN				32156	
375 SWEDEN				17521	
400 U STATES		15942		3003	
		24558		3700	
				914	
				93120	
				33732	
				50759	
HAND SEWING NEEOLLES					5400
100 U KINGDOM				8352	
317 CZECHO S					
335 GERMANY W				786	
347 JAPAN					
400 U STATES				216	
				9354	
				30500	
SPRING BEARD AND LATCH NEEDLES	M				5401
100 U KINGDOM		70		2930	
317 CZECHO S				540	
				15	
				27139	
				460	

* Cumulative figures for 1958 relate to period July 1 to July 31. See blue pages at front of report.

IMPORTS INTO CANADA FOR CONSUMPTION

Articles and Countries from which Imported	MONTH OF JULY 1958		SEVEN MONTHS ENDED JULY 1958		Class Number
	Quantities	Values (\$)	Quantities	Values (\$)	
327 FRANCE			31	1221	
335 GERMANY W	27	406	90	1928	
354 NETHRLNDS			8	119	
376 SWITZRLND	34	2518	117	9877	
400 U STATES	128	8283	1469	86820	
	259	14137	2270	127564	
NEEDLES N O P					5402
100 U KINGDOM		20367		186684	
231 HONG KONG				724	
306 BELGIUM		403		9935	
317 CZECHO S		289		448	
327 FRANCE				270	
335 GERMANY W		5695		48341	
344 ITALY		894		11197	
347 JAPAN		435		5843	
354 NETHRLNDS		1076		4509	
376 SWITZRLND				1588	
400 U STATES		10503		96246	
		39662		365785	
PINS N O P	LB				5403
100 U KINGDOM	30496	22818	206208	160970	
317 CZECHO S			1752	399	
327 FRANCE			44	501	
335 GERMANY W	3891	2677	15849	11508	
347 JAPAN	594	922	4702	7336	
400 U STATES	3934	4997	38500	50491	
	38915	31414	267055	231205	
PINS FOR MARKING SYSTEMS	LB				5404
100 U KINGDOM			47	250	
400 U STATES	2868	4352	12884	21364	
	2868	4352	12931	21614	
NUTS AND BOLTS WASHERS RIVETS	LB				5411
100 U KINGDOM	288315	58538	2036046	357682	
234 AUSTRALIA	636	170	3174	962	
305 AUSTRIA	20926	2738	51667	7315	
306 BELGIUM	197962	17181	734157	66737	
327 FRANCE	21552	2975	312638	47011	
335 GERMANY W	42437	14845	145540	56201	
344 ITALY	2932	365	94402	12163	
347 JAPAN	66608	9465	477912	64867	
354 NETHRLNDS	2625	1018	249092	54799	
375 SWEDEN	79574	16097	350638	61142	
376 SWITZRLND			116	1120	
400 U STATES	756790	311513	4833855	2312293	
	1480357	434905	9289237	3042292	
MACHINE AND OTHER SCREWS N O P					5412
100 U KINGDOM		23492		99960	
234 AUSTRALIA		152		152	
305 AUSTRIA				949	
306 BELGIUM				6176	
335 GERMANY W		397		3103	
347 JAPAN				2788	
354 NETHRLNDS		876		18987	
375 SWEDEN		230		403	
376 SWITZRLND		53		271	
400 U STATES		106143		916505	
		131343		1049294	
WOOD SCREWS OF IRON OR STEEL					5413
100 U KINGDOM				2695	
231 HONG KONG				4195	
305 AUSTRIA		6238		18946	
306 BELGIUM		369		1935	
335 GERMANY W		3081		25890	
347 JAPAN		5997		16262	
375 SWEDEN		2718		8867	
400 U STATES		7534		54061	
		25937		132851	
FISH HOOKS COMMERCIAL					5421
100 U KINGDOM		1526		10226	
347 JAPAN				569	
359 NORWAY		5186		44026	
400 U STATES		2256		18623	
		8968		73444	
HARDWARE N O P					5422
100 U KINGDOM		40772		209615	
231 HONG KONG		873		1137	
234 AUSTRALIA				3733	
305 AUSTRIA				2425	
317 CZECHO S				5262	
318 DENMARK				221	
327 FRANCE				61	
335 GERMANY W		6677		47793	
347 JAPAN		1013		33397	
354 NETHRLNDS		14223		63551	
375 SWEDEN		4614		14726	
400 U STATES		296011		1987240	
		364183		2369161	
LOCKS OF IRON OR STEEL					5423
100 U KINGDOM		1510		22968	
231 HONG KONG				403	
234 AUSTRALIA				3472	
317 CZECHO S		128		128	
318 DENMARK				1114	
335 GERMANY W		5139		31880	
344 ITALY				362	
347 JAPAN		176		1424	

IMPORTS INTO CANADA FOR CONSUMPTION

Articles and Countries from which Imported	MONTH OF JULY 1958		SEVEN MONTHS ENDED JULY 1958		Class Number
	Quantities	Values (\$)	Quantities	Values (\$)	
400 U STATES		49450		394741	
SKATES ICE		56403		456492	
100 U KINGDOM	PR 11018	16831	64404	94644	5425
375 SWEDEN	1339	3694	5421	11310	
400 U STATES	36	63	1845	2747	
SKATES ROLLER	12393	20588	71670	108701	
100 U KINGDOM	PR		156	302	5426
400 U STATES	6421	12272	32746	77044	
CARPET SWEEPERS	6421	12272	32902	77346	
100 U KINGDOM	NO 672	2073	4314	14275	5441
400 U STATES	107	397	2500	10806	
CLEANERS ELECTRIC VACUUM	779	2470	6814	25081	
100 U KINGDOM	NO 1687	49166	11715	315966	5442
306 BELGIUM			50	1440	
318 DENMARK	160	5202	440	14329	
335 GERMANY W	193	5842	1400	42263	
354 NETHRLNOS	1585	37481	4530	103698	
375 SWEDEN	100	6678	292	19670	
400 U STATES	8472	290784	50018	1887100	
CLEANERS HAND VACUUM AND PARTS	12197	395153	68445	2384466	
100 U KINGDOM		45791		282750	5443
318 DENMARK				564	
335 GERMANY W				1497	
347 JAPAN		854		6161	
354 NETHRLNDS		597		3631	
375 SWEDEN		734		5144	
400 U STATES		146740		962406	
CLOTHES WRINGERS DOMESTIC		194716		1262153	
400 U STATES		28800		116746	5444
SEWING MACHINES DOMESTIC		28800		116746	
100 U KINGDOM	NO 2476	45186	25804	654433	5445
317 CZECHO S			1	65	
327 FRANCE			2	285	
335 GERMANY W	10	1248	1991	159702	
344 ITALY	576	25071	3463	121971	
347 JAPAN	11831	237700	56051	1055173	
354 NETHRLNDS	1	150	3	500	
372 SPAIN			900	15889	
375 SWEDEN			234	14736	
376 SWITZRLND	247	18908	3082	231535	
400 U STATES	4834	277839	24061	1275091	
SEWING MACH ATTACHMNTS DOMESTIC	19975	606102	115592	3529380	
100 U KINGDOM		5057		26938	5446
335 GERMANY W		53		789	
344 ITALY				714	
347 JAPAN		5820		22221	
376 SWITZRLND		101		2171	
400 U STATES		17375		176538	
SEWING MACHINE PARTS DOMESTIC		28406		229371	
100 U KINGDOM		45285		301280	5447
318 DENMARK				443	
335 GERMANY W		475		17407	
344 ITALY		158		409	
347 JAPAN		1410		9198	
375 SWEDEN				90	
376 SWITZRLND		113		7959	
400 U STATES		42169		468741	
CLOTHES DRYERS DOMESTIC ELECTRIC		89610		805527	
100 U KINGDOM	NO			95	5448
335 GERMANY W	20	747	20	747	
400 U STATES	594	95808	6868	1285638	
WATER PUMPS DOMESTIC	614	96555	6888	1286480	
100 U KINGDOM	NO 310	1988	1253	8212	5449
317 CZECHO S			28	132	
400 U STATES	181	12401	552	37748	
WASHING MACHINES ELECTRIC	491	14389	1833	46092	
100 U KINGDOM	NO 24	1621	50	3558	5450
400 U STATES	1676	215575	16851	2403383	
WASHING MACHINES N O P	1700	217196	16901	2406941	
400 U STATES	NO 28	1647	451	70755	5451
WASHING MACHINE PARTS	28	1647	451	70755	
100 U KINGDOM				124	5453
376 SWITZRLND		475		953	
400 U STATES		216654		1919800	
IRONERS DOMESTIC ELECTRIC		217129		1920877	
400 U STATES	NO 3	86	395	27098	5454
ARTICLES FOR SMELTING IRON	3	86	395	27098	
100 U KINGDOM		432		2553	5461
335 GERMANY W				7891	
400 U STATES		27707		237207	
		28139		247651	

IMPORTS INTO CANADA FOR CONSUMPTION

Articles and Countries from which Imported	MONTH OF JULY 1958		SEVEN MONTHS ENDED JULY 1958		Class Number
	Quantities	Values (\$)	Quantities	Values (\$)	
BLOWERS SMELTING APPARATUS					5462
306 BELGIUM				117	
318 DENMARK		6951		19702	
327 FRANCE				11675	
335 GERMANY W				6681	
376 SWITZRLND				68	
400 U STATES		62242		129383	
		69193		167626	
BUDDLES VANNERS SLIME TABLES				32413	5463
400 U STATES				32413	
CAR LOADING MACHINES COAL				1504	5464
400 U STATES				1504	
CHOCK RELEASE APPARATUS				17042	5465
100 U KINGDOM				17042	
COAL HEADING MACHINES				101232	5466
400 U STATES				101232	
MINERS LAMPS AND ACCESSORIES				17096	5467
100 U KINGDOM		1264		2490	
375 SWEDEN		889		222060	
400 U STATES		6219		241646	
		8372			
AMALGAM SAFES ORE SAMPLERS				3378	5468
100 U KINGDOM		59		562	
335 GERMANY W				277134	
400 U STATES		25327		281074	
		25386			
SUNDRY METALLURGICAL APPARATUS				3026772	5469
100 U KINGDOM		696034		230493	
327 FRANCE		19113		479527	
335 GERMANY W		239279		2972582	
400 U STATES		168434		6709374	
		1122860			
DIAMOND DRILLS CORE DRILLS				260298	5470
100 U KINGDOM		56588		118076	
400 U STATES		15083		378374	
		71671			
MINE LOADING MACH CONVEYORS				292794	5471
100 U KINGDOM		43923		23855	
327 FRANCE		23855		17271	
375 SWEDEN		3710		7102345	
400 U STATES		766816		7436265	
		838304			
MACHINERY ALLUVIAL MINING				414938	5473
400 U STATES		40081		414938	
MACHINERY ORE HANDLING				14303	5474
400 U STATES				14303	
MACHINERY ORE CONCENTRATION				6437	5475
100 U KINGDOM		2555		1216	
306 BELGIUM				137	
381 ALASKA				817391	
400 U STATES		50098		825181	
		52653			
MACHINERY METAL REFINING				129960	5476
100 U KINGDOM				704	
327 FRANCE				8243	
376 SWITZRLND				189615	
400 U STATES		4070		328522	
		4070			
ORE CRUSHERS GRINDING MILLS				31650	5477
100 U KINGDOM		23684		128852	
327 FRANCE		163		2776	
335 GERMANY W				1310240	
400 U STATES		100216		1473518	
		124063			
COAL CUTTERS AUGERS DRILLS				1862	5478
100 U KINGDOM				22868	
400 U STATES				24730	
PUMPS PREC METAL EXTRACTION				221392	5480
400 U STATES		14699		221392	
		14699			
ROCK DRILLS AND PARTS	NO			107364	5481
100 U KINGDOM	32	18947	121	12562	
207 UN SO AFR				57074	
375 SWEDEN	4	6067	16	1026014	
400 U STATES	18	81119	189	1203014	
	54	106133	326		
WELL DRILLING MACHINERY				105975	5482
100 U KINGDOM		3106		10303	
335 GERMANY W				840	
347 JAPAN		377		3262	
359 NORWAY				22154790	
400 U STATES		2358835		22275170	
		2362318			
ADDING MACHINES AND PARTS	NO			59050	5500
100 U KINGDOM	5	3076	353	8368	
225 TRINIDAD			63	81249	
335 GERMANY W	206	25400	718	120251	
344 ITALY	52	5630	1042	16155	
359 NORWAY	49	2557	283		

IMPORTS INTO CANADA FOR CONSUMPTION

101

Articles and Countries from which Imported	MONTH OF JULY 1958		SEVEN MONTHS ENDED JULY 1958		Class Number
	Quantities	Values (\$)	Quantities	Values (\$)	
375 SWEDEN		298	633	70658	
376 SWITZRLND	50	3426	115	8161	
400 U STATES	470	143659	4328	994049	
	832	184046	7535	1357941	
BOOKKEEPING MACHINES AND PARTS	NO				5501
100 U KINGDOM	91	77301	252	368179	
231 HONG KONG				331	
318 DENMARK	310	7835	1100	26084	
327 FRANCE	2	16834	12	100873	
335 GERMANY W	24	22588	324	96167	
344 ITALY	168	51501	1490	474382	
354 NETHRLNDS			50	5030	
375 SWEDEN	75	8661	414	69850	
376 SWITZRLND	74	7419	318	50924	
390 GERMANY E				160	
400 U STATES	295	788060	2425	6491668	
	1039	980199	6385	7683648	
CASH REGISTERS					5502
100 U KINGDOM				1327	
359 NORWAY		9232		25805	
375 SWEDEN		43544		248988	
400 U STATES		30966		168509	
		83742		444629	
CASH REGISTER PARTS					5503
359 NORWAY				707	
375 SWEDEN		1570		5798	
400 U STATES		128406		1224483	
		129976		1230988	
DICTATING MACHINES AND PARTS					5504
100 U KINGDOM		27829		129481	
306 BELGIUM				111	
318 DENMARK		7046		24350	
327 FRANCE				165	
335 GERMANY W		26885		323667	
354 NETHRLNDS		172		31817	
400 U STATES		149019		714763	
		210951		1224354	
TYPEWRITERS	NO				5505
100 U KINGDOM	3078	169185	20340	1116679	
304 ARGENTINA			2	235	
317 CZECHO S			300	5325	
327 FRANCE			30	2573	
335 GERMANY W	595	42309	2101	129556	
344 ITALY			1740	79703	
347 JAPAN			2	179	
354 NETHRLNDS			844	24898	
375 SWEDEN	48	4075	514	32099	
376 SWITZRLND	265	16570	943	54704	
390 GERMANY E			117	4325	
400 U STATES	299	32794	2960	200637	
	4285	264933	29893	1650913	
TYPEWRITER PARTS					5506
100 U KINGDOM		8112		119240	
317 CZECHO S		4696		22027	
327 FRANCE		437		6102	
335 GERMANY W		2142		6850	
344 ITALY		891		2341	
354 NETHRLNDS		252		1432	
375 SWEDEN		1444		5337	
376 SWITZRLND		374		5132	
400 U STATES		186712		1782540	
		205060		1951001	
MACHINERY 412A PAPER WORKING					5511
100 U KINGDOM		47661		229797	
234 AUSTRALIA				143	
306 BELGIUM				15527	
317 CZECHO S		4324		10304	
318 DENMARK		256		13225	
327 FRANCE				374	
335 GERMANY W		63363		608808	
344 ITALY		4234		27691	
354 NETHRLNDS		354		1849	
375 SWEDEN		212		6645	
376 SWITZRLND		2840		130411	
384 P RICO				3921	
390 GERMANY E		6743		46648	
400 U STATES		668888		5971587	
		798875		7066930	
MACHINERY 412A CELLULOSE					5512
100 U KINGDOM		1575		10653	
335 GERMANY W				2081	
400 U STATES		1018		13082	
		2593		25816	
NEWSPAPER PRESSES AND PARTS	NO				5513
100 U KINGDOM		1577	1	189351	
375 SWEDEN			1	14991	
400 U STATES	1	61855	4	336310	
	1	63432	6	540652	
FLAT BED CYL PRESSES AND PARTS	NO				5514
100 U KINGDOM			2	23843	
400 U STATES		1190	4	15275	
		1190	6	39118	
PRINTING PRESSES	NO				5515
100 U KINGDOM	449	192853	3059	812238	
317 CZECHO S			9	15176	
318 DENMARK	30	2953	292	23877	

IMPORTS INTO CANADA FOR CONSUMPTION

Articles and Countries from which Imported	MONTH OF JULY 1958		SEVEN MONTHS ENDED JULY 1958		Class Number
	Quantities	Values (\$)	Quantities	Values (\$)	
327 FRANCE		1557		4112	
335 GERMANY W	41	135433	216	493413	
344 ITALY			68	3333	
347 JAPAN			1	2222	
354 NETHRLNDS			20	40573	
361 PANAMA			12	12000	
375 SWEDEN	5	2608	52	127413	
376 SWITZRLND	2	26890	12	133340	
390 GERMANY E	7	9336	20	88544	
400 U STATES	530	532708	4228	4608560	
	1064	904338	7989	6384801	
TYPECASTING MACHINES AND PARTS					5516
100 U KINGDOM				7837	
234 AUSTRALIA				647	
335 GERMANY W		360		24491	
344 ITALY		797		3609	
400 U STATES		186537		1367697	
		187694		1404281	
TYPENAKING ACCESSORIES AND PTS					5517
100 U KINGDOM				1177	
335 GERMANY W				93	
400 U STATES		3639		50958	
		3639		52228	
SHOVELS POWER NOT MADE N O P	NO				5518
100 U KINGDOM	3	22914	14	135417	
335 GERMANY W			1	66180	
400 U STATES	30	177309	192	1935015	
	33	200223	207	2136612	
SHOVELS POWER KIND MADE N O P	NO				5519
100 U KINGDOM	3	52459	7	109317	
344 ITALY			5	86745	
347 JAPAN			2	21725	
400 U STATES	20	475713	194	4313307	
	23	528172	208	4531094	
SHOVELS POWER PARTS OF N O P					5520
100 U KINGDOM		4539		55060	
335 GERMANY W				67	
344 ITALY		2348		8113	
347 JAPAN				2603	
381 ALASKA				300	
400 U STATES		669726		4606421	
		676613		4672564	
AIR COMPRESSING MACH AND PARTS					5521
100 U KINGDOM		70731		595761	
305 AUSTRIA				1338	
306 BELGIUM		572		49517	
317 CZECHOS				8619	
327 FRANCE		231		15352	
335 GERMANY W		10752		23693	
344 ITALY				12560	
347 JAPAN				1796	
354 NETHRLNDS		3875		3875	
375 SWEDEN		6584		28083	
376 SWITZRLND		728		7933	
400 U STATES		1563754		10153528	
		1657227		10902055	
BAKERY MACHINERY AND PARTS					5522
100 U KINGDOM		3088		186141	
305 AUSTRIA		504		504	
318 DENMARK				57	
327 FRANCE				1612	
335 GERMANY W		36091		56625	
344 ITALY				2711	
354 NETHRLNDS		845		6356	
360 ISRAEL				446	
375 SWEDEN				1693	
400 U STATES		282849		1876405	
		323377		2132550	
COAL CARBONIZING MACH AND PTS					5524
400 U STATES		224		1443	
		224		1443	
SEWING MACHINES INDUSTRIAL	NO				5525
100 U KINGDOM	50	5001	215	27151	
306 BELGIUM				442	
318 DENMARK	2	2993	4	8581	
327 FRANCE	1	699	2	972	
335 GERMANY W	497	50777	925	113625	
344 ITALY			26	2657	
347 JAPAN	1	378	237	15008	
372 SPAIN			100	5655	
375 SWEDEN	107	6105	107	6521	
376 SWITZRLND			31	2110	
400 U STATES	254	143951	2058	1144985	
	912	209904	3705	1327707	
CLAY PRODUCTS MACH AND PARTS					5526
100 U KINGDOM				9438	
236 NEW ZEAL				250	
400 U STATES		26878		129283	
		26878		138971	
COAL COKE AND GAS MACH AND PTS					5527
100 U KINGDOM		1465		3614	
400 U STATES		499432		5406670	
		500897		5410284	
WASTE RECOVERY MACH AND PARTS					5528
100 U KINGDOM				53	
400 U STATES		45550		185779	
		45550		185832	

IMPORTS INTO CANADA FOR CONSUMPTION

Articles and Countries from which Imported	MONTH OF JULY 1958		SEVEN MONTHS ENDED JULY 1958		Class Number
	Quantities	Values (\$)	Quantities	Values (\$)	
COAL HANDLING MACHINES AND PTS 100 U KINGDOM 400 U STATES				7748 111395 119143	5529
CONCRETE MIXING MACH AND PARTS 100 U KINGDOM 335 GERMANY W 376 SWITZRLND 400 U STATES	NO 1 56 57	6254 119440 125694	2 18 4 335 359	5153 26814 2521 975303 1009791	5530
ROCK DRILL BITS 100 U KINGDOM 207 UN SO AFR 305 AUSTRIA 335 GERMANY W 366 PORTUGAL 375 SWEDEN 400 U STATES	ND 650 2336 928 947 4861	4085 12367 10211 56929 83592	3996 25300 568 606 36 20047 21586 72139	25806 103254 4513 3405 264 203555 648380 989177	5531
DENTAL ENGINES ELECTRIC 100 U KINGDDM 400 U STATES	NO 9 9	1215 1215	7 179 186	1061 30251 31312	5532
HAND FIRE EXTINGUISHERS 100 U KINGDOM 224 JAMAICA 347 JAPAN 400 U STATES		203 110339 110542		16291 173 526 780932 797922	5534
FERTILIZER MACHINERY AND PARTS 100 U KINGDOM 318 DENMARK 335 GERMANY W 359 NORWAY 400 U STATES		650 204 126 1334 2314		50589 485 126 295 39246 90741	5535
FISH PREPARING MACH AND PARTS 318 DENMARK 335 GERMANY W 400 U STATES		5902 122 6024		1091 94127 32530 127748	5536
REFRIGERATING MACH AND PARTS 100 U KINGDOM 318 DENMARK 327 FRANCE 335 GERMANY W 354 NETHRLNDS 400 U STATES		18350 3818 177 3517 9795 782137 817794		126516 7158 4702 7093 9795 5117637 5272901	5537
LAWN MOWERS POWER AND PARTS 100 U KINGDDM 400 U STATES	NO 1 1286 1287	740 121544 122284	1148 24833 25981	70783 1920200 1990983	5538
LAWN MOWERS N O P 100 U KINGDOM 400 U STATES	NO 170 206 376	1165 2752 3917	38110 8843 46953	293628 115579 409207	5539
LEATHER MACHINERY AND PARTS 100 U KINGDOM 335 GERMANY W 400 U STATES		203 629 35265 36097		1241 1246 197375 199862	5540
LOGGING MACHINERY AND PARTS 100 U KINGDOM 306 BELGIUM 335 GERMANY W 347 JAPAN 354 NETHRLNDS 375 SWEDEN 400 U STATES		46094 1826 3006 7601 500559 559086		159635 1013 6231 86087 18591 5329 3960339 4237225	5541
METAL DRILLING MACH AND PARTS 100 U KINGDOM 306 BELGIUM 317 CZECHO S 327 FRANCE 335 GERMANY W 344 ITALY 347 JAPAN 354 NETHRLNDS 365 POLAND 366 PORTUGAL 375 SWEDEN 376 SWITZRLND 400 U STATES		105324 342 14783 1030 10518 3942 60 500559 559086 329542		375257 1410 81553 1030 114779 48748 2137 729 3310 297 8221 27972 1228356 1893799	5542
METAL GRINDING MACH AND PARTS 100 U KINGDOM 207 UN SO AFR 306 BELGIUM 317 CZECHO S 327 FRANCE 335 GERMANY W 344 ITALY 347 JAPAN 375 SWEDEN		94925 110 24583 4331		407597 1380 187 27589 16605 110177 317 5810 24805	5543

IMPORTS INTO CANADA FOR CONSUMPTION

Articles and Countries from which Imported	MONTH OF JULY 1958		SEVEN MONTHS ENDED JULY 1958		Class Number	
	Quantities	Values (\$)	Quantities	Values (\$)		
376 SWITZRLND		5297		23674		
400 U STATES		211720		2183915		
METALWORKING LATHES AND PARTS		340966		2802056	5544	
100 U KINGDOM		106983		779644		
305 AUSTRIA				195		
306 BELGIUM				7625		
317 CZECHO S				18406		
318 DENMARK				74		
327 FRANCE		7376		8988		
335 GERMANY W		51528		475202		
344 ITALY		1549		35617		
375 SWEDEN				2850		
376 SWITZRLND		1630		19351		
400 U STATES		177284		1604825		
METAL MILLING MACHINES AND PTS		346350		2952777	5545	
100 U KINGDOM		33014		244477		
317 CZECHO S		3781		35909		
318 DENMARK		11349		29476		
327 FRANCE				20973		
335 GERMANY W		8329		130511		
344 ITALY		1591		118705		
375 SWEDEN				5733		
376 SWITZRLND		1764		47010		
400 U STATES		931932		2352267		
METALWORKING PLANERS AND PARTS		991760		2985061	5546	
100 U KINGDOM				36791		
335 GERMANY W				38049		
400 U STATES		1253		29136		
METALWORKING PRESSES AND PARTS		1253		103976	5547	
100 U KINGDOM		91810		445545		
317 CZECHO S				5262		
318 DENMARK				1208		
327 FRANCE		26334		26334		
335 GERMANY W		19142		53214		
344 ITALY				4391		
375 SWEDEN				3841		
376 SWITZRLND		243		909		
400 U STATES		610087		3625095		
METAL ROLLING MILL MCH AND PTS		747616		4165799	5548	
100 U KINGDOM		2661		236914		
335 GERMANY W		978346		1048724		
376 SWITZRLND		153		267		
400 U STATES		91817		1761411		
METAL SHAPERS SLOTTERS AND PTS		1072977		3047316	5549	
100 U KINGDOM		17703		132147		
207 UN SO AFR				1652		
335 GERMANY W		1035		7401		
375 SWEDEN				10471		
400 U STATES		34484		181646		
METALWORKING MCH N O P AND PTS		53222		333317	5550	
100 U KINGDOM		60862		556795		
305 AUSTRIA				723		
306 BELGIUM		429		6049		
317 CZECHO S				82		
318 DENMARK		18528		22092		
335 GERMANY W		597913		854263		
344 ITALY		201		2769		
354 NETHRLNDS		1050		1280		
359 NORWAY				2980		
375 SWEDEN		4238		22657		
376 SWITZRLND		3091		6292		
400 U STATES		376790		4674524		
MOTION PICTURE PROJECTORS		1063102		6150506	5551	
100 U KINGDOM		9852		29597		
305 AUSTRIA		29221		116237		
306 BELGIUM				441		
317 CZECHO S				162		
327 FRANCE		598		4439		
335 GERMANY W		2044		15441		
344 ITALY				5724		
347 JAPAN		4168		45033		
354 NETHRLNDS				286		
376 SWITZRLND		758		27419		
400 U STATES		200955		1477401		
CRANES ETC NOT MADE IN CANADA	NO	247596		1722180	5552	
100 U KINGDOM	51	56936	86	102022		
318 DENMARK			3	1090		
327 FRANCE			2	10124		
335 GERMANY W			1	14163		
375 SWEDEN	16	14011	53	38760		
400 U STATES	69	289734	543	2615500		
CRANES ETC KIND MADE IN CANADA	NO	136	360681	688	2781659	5553
100 U KINGDOM	11	30151	53	357309		
327 FRANCE			54	6112		
335 GERMANY W			12	5529		
347 JAPAN			1	96		

IMPORTS INTO CANADA FOR CONSUMPTION

Articles and Countries from which Imported	MONTH OF JULY 1958		SEVEN MONTHS ENDED JULY 1958		Class Number
	Quantities	Values (\$)	Quantities	Values (\$)	
354 NETHRLNDS			2	1 489	
359 NORWAY	3	2902	81	16 387	
375 SWEDEN	1	88606	52	19 364 7	
400 U STATES	297	4 47653	1 836	21 014 13	
	312	569312	2091	2681982	
CRANES HOISTS ETC NOP PARTS OF					5 554
100 U KINGDOM		17902		42 1307	
327 FRANCE				1964	
335 GERMANY W		221		12231	
359 NORWAY		896		1599	
375 SWEDEN		2799		16192	
376 SWITZRLND				6488	
400 U STATES		152726		1295217	
		174544		1754998	
OZONE GENERATORS AND PARTS					5 555
100 U KINGDOM				337	
327 FRANCE		12188		12558	
335 GERMANY W				751	
400 U STATES				77371	
		12188		91017	
PAPER MILL MACHINES AND PARTS					5 556
100 U KINGDOM		57193		613144	
305 AUSTRIA		3477		21091	
327 FRANCE				5283	
335 GERMANY W		4618		95991	
359 NORWAY				2381	
375 SWEDEN				117380	
400 U STATES		449196		9115155	
		514484		9970425	
PULP MILL MACHINES AND PARTS					5 557
100 U KINGDOM				2380	
335 GERMANY W				677	
375 SWEDEN				2220	
400 U STATES		91115		584011	
		91115		589288	
POWER PUMPS N O P AND PARTS					5 558
100 U KINGDOM	NO	248	2213	691887	
207 UN SO AFR				198	
306 BELGIUM		1932		1932	
318 DENMARK	1	250	7	1892	
327 FRANCE		827	6	11915	
335 GERMANY W	61	3033	593	37091	
344 ITALY			2	6135	
352 MEXICO		2393	4	2957	
354 NETHRLNDS	1	194	4	21606	
375 SWEDEN	19	18485	149	148555	
376 SWITZRLND			2	3499	
400 U STATES	3583	861495	28063	6475880	
	3913	987777	31043	7403547	
RIFLE MAKING MACHINERY					5 559
100 U KINGDOM				150	
400 U STATES		140		50964	
		140		51114	
ROAD MAKING MACHINERY AND PTS					5 560
100 U KINGDOM		127946		238985	
327 FRANCE				5925	
347 JAPAN				11904	
381 ALASKA				600	
400 U STATES		903334		4068099	
		1031280		4325513	
TRENCH AND DITCH MACH AND PTS					5 561
100 U KINGDOM		1059		9216	
400 U STATES		6673		63574	
		7732		72790	
ROLLERS STREET ROAD AND PARTS					5 562
100 U KINGDOM	NO	1	19	115272	
381 ALASKA		6281	1	354	
400 U STATES	65	259272	379	1193036	
	66	265553	399	1308662	
ROLLS CAST FOR ROLLING STEEL					5 563
100 U KINGDOM		585		58216	
335 GERMANY W		5041		5041	
400 U STATES		200865		1308456	
		206491		1371713	
SAWMILL MACHINERY AND PARTS					5 564
305 AUSTRIA				2146	
306 BELGIUM		8487		36344	
335 GERMANY W		7217		101839	
375 SWEDEN		748		27800	
400 U STATES		42637		426139	
		59089		594268	
SCRAPERS RAILWAY OR ROAD					5 565
100 U KINGDOM				52153	
381 ALASKA				5880	
400 U STATES		49212		1423191	
		49212		1481224	
SHOE MACHINERY AND PARTS					5 566
100 U KINGDOM		31235		69233	
317 CZECHO S				124	
318 DENMARK		1441		11168	
327 FRANCE				5888	
335 GERMANY W		2917		18399	
344 ITALY		188		5631	
354 NETHRLNDS				794	
400 U STATES		71490		495921	
		107271		607158	

IMPORTS INTO CANADA FOR CONSUMPTION

Articles and Countries from which Imported	MONTH OF JULY 1958		SEVEN MONTHS ENDED JULY 1958		Class Number	
	Quantities	Values (\$)	Quantities	Values (\$)		
ROLLS CAST FOR ROLLING PAPER					5567	
100 U KINGDOM		5602		93355		
400 U STATES		11150		467346		
		16752		560701		
STREET CLEANING MACH AND PARTS					5569	
100 U KINGDOM				2047		
400 U STATES		40110		409549		
		40110		411596		
BEEET SUGAR MACHINERY AND PARTS					5570	
100 U KINGDOM		222		3059		
335 GERMANY W				114		
400 U STATES		31000		194040		
		31222		197213		
VENEER DRYING MACHINES AND PTS					5571	
335 GERMANY W				17348		
400 U STATES		26121		42982		
		26121		60330		
WATER METERS N O P AND PARTS	NO				5572	
100 U KINGDOM		2726	101	21580		
400 U STATES		3444	101	26445		
	8	6170	202	48025		
WATER TURBINES AND PARTS					5573	
100 U KINGDOM		10760		110227		
327 FRANCE				130848		
344 ITALY		117143		122735		
375 SWEDEN		1913		136905		
400 U STATES		52550		1033201		
		182366		1533916		
WIRE STITCHER STAPLERS AND PTS					5574	
100 U KINGDOM		812		14036		
305 AUSTRIA		109		1394		
335 GERMANY W		1047		3912		
344 ITALY		55		507		
347 JAPAN		765		2473		
359 NORWAY				752		
375 SWEDEN		8640		42154		
376 SWITZRLND				128		
400 U STATES		82427		580428		
		93855		645784		
YARN CORD FABRIC MACH AND PTS						5575
100 U KINGDOM		318058		1410889		
305 AUSTRIA				2862		
306 BELGIUM		5531		9122		
317 CZECHO S				707		
318 DENMARK		4439		4439		
327 FRANCE		9305		21500		
335 GERMANY W		52117		160019		
344 ITALY		12979		53562		
347 JAPAN				1758		
352 MEXICO				7506		
354 NETHRLNDS		990		2242		
359 NORWAY				144		
375 SWEDEN				3494		
376 SWITZRLND		30677		108656		
390 GERMANY E				415		
400 U STATES		766401		8268224		
		1200497		10055539		
ALL MACHINERY N O P AND PARTS					5576	
100 U KINGDOM		1066579		6402260		
205 RHOD NYAS				2974		
207 UN SO AFR				2264		
234 AUSTRALIA		2250		25975		
236 NEW ZEAL				76		
305 AUSTRIA		5898		335763		
306 BELGIUM		10656		135463		
317 CZECHO S		308		3566		
318 DENMARK		39588		128903		
327 FRANCE		21384		257899		
335 GERMANY W		319723		1487346		
344 ITALY		10174		239392		
347 JAPAN		9184		86599		
354 NETHRLNDS		23553		92586		
359 NORWAY		446		5739		
361 PANAMA				203		
375 SWEDEN		45632		347716		
376 SWITZRLND		61674		309473		
381 ALASKA				97		
383 HAWAII				1548		
384 P RICO				53130		
387 VENEZUELA				957		
390 GERMANY E				807		
400 U STATES		10111385		65162077		
		11728434		75082813		
CIGARETTE CIGAR MACH AND PARTS					5577	
100 U KINGDOM		291669		1639365		
207 UN SO AFR				7594		
327 FRANCE				360		
335 GERMANY W		208048		689795		
375 SWEDEN		27419		80579		
376 SWITZRLND				607		
400 U STATES		19394		889331		
		546530		3307631		
VENEER OR PLYWOOD MACH AND PTS					5578	
100 U KINGDOM				2478		
335 GERMANY W		7682		30419		
400 U STATES		20156		168145		
		27838		201042		

IMPORTS INTO CANADA FOR CONSUMPTION

107

Articles and Countries from which Imported	MONTH OF JULY 1958		SEVEN MONTHS ENDED JULY 1958		Class Number
	Quantities	Values (\$)	Quantities	Values (\$)	
PURIFIERS FOR FISH OILS					5579
FORGED STEEL ROLLS					5580
100 U KINGDOM		10387		136472	
335 GERMANY W				1130	
400 U STATES		173673		529680	
		184060		667282	
FIXED METERS GAUGES FOR LIQUID					5581
100 U KINGDOM		5682		13904	
335 GERMANY W		121		6564	
359 NORWAY		1240		1656	
400 U STATES		79885		313098	
		86928		335222	
AIR CONDITIONING APPARATUS NOP					5582
100 U KINGDOM		124398		426443	
207 UN SO AFR				5083	
306 BELGIUM		9534		9813	
335 GERMANY W		9974		19034	
354 NETHRLNDS				77	
375 SWEDEN		39212		40171	
376 SWITZRLND		2077		2759	
400 U STATES		893942		5644604	
		1079137		6147984	
DIES IN THE ROUGH					5583
100 U KINGDOM		209		2119	
327 FRANCE		380		380	
400 U STATES		2370		36189	
		2959		38688	
BOTTLING MACHINES AND PARTS					5584
100 U KINGDOM		386		3946	
327 FRANCE				1582	
335 GERMANY W		2914		10786	
400 U STATES		294244		1625382	
		297544		1641696	
BULLDOZERS EARTHMOVERS AND PTS	NO				5585
100 U KINGDOM	18	63604	63	304025	
335 GERMANY W				1447	
344 ITALY				448	
375 SWEDEN				4444	
381 ALASKA			1	2139	
400 U STATES	54	1085679	397	7593743	
	72	1149283	461	7906246	
CONVEYING EQUIPMENT AND PARTS					5586
100 U KINGDOM		135978		508295	
207 UN SO AFR				1110	
306 BELGIUM				50021	
327 FRANCE		18602		30071	
335 GERMANY W		74597		386656	
344 ITALY				2820	
347 JAPAN				9202	
354 NETHRLNDS				1022	
375 SWEDEN		530		11471	
376 SWITZRLND		9781		11202	
400 U STATES		564804		3355204	
		804292		4367074	
POWER JACKS AND PARTS	NO				5587
100 U KINGDOM	42	3683	1186	53313	
318 DENMARK			1	84	
335 GERMANY W	7	299	14	816	
344 ITALY			3	342	
354 NETHRLNDS			15	128	
375 SWEDEN	490	2824	1606	39835	
400 U STATES	3431	138705	25140	932865	
	3970	145511	27965	1027383	
STONE CRUSHING MACH AND PARTS					5588
100 U KINGDOM		130493		165618	
306 BELGIUM				864	
335 GERMANY W				3088	
400 U STATES		575187		2242631	
		705680		2412201	
WOODWORKING MACH AND PARTS NOP					5589
100 U KINGDOM		22743		227666	
305 AUSTRIA				905	
306 BELGIUM				7174	
318 DENMARK				290	
335 GERMANY W		14138		95470	
344 ITALY				4326	
347 JAPAN				2446	
354 NETHRLNDS		309		309	
359 NORWAY				231	
375 SWEDEN		864		11477	
376 SWITZRLND		1782		38047	
400 U STATES		345753		2591640	
		385589		2979981	
AIR CONDITIONERS ROOM SIZE	NO				5590
100 U KINGDOM			66	2348	
400 U STATES	727	104306	11472	1737768	
	727	104306	11538	1740116	
FRONT END LOADERS SHOVELS PTS	NO				5591
100 U KINGDOM	1	6565	45	36133	
347 JAPAN				1795	
400 U STATES	59	1174466	354	5540273	
	60	1181031	399	5578201	
SPRINGS FOR RAILWAY VEHICLES					5592
400 U STATES		8280		82487	
		8280		82487	

IMPORTS INTO CANADA FOR CONSUMPTION

Articles and Countries from which Imported	MONTH OF JULY 1958		SEVEN MONTHS ENDED JULY 1958		Class Number
	Quantities	Values (\$)	Quantities	Values (\$)	
SPRINGS FOR OTHER VEHICLES 400 U STATES		3122		22064	5593
		3122		22064	
SPRINGS FOR FURNITURE 354 NETHRLNDS 400 U STATES		9753		429	5594
		9753		51337	
SPRINGS FOR CLOCKS 100 U KINGDOM 335 GERMANY W 400 U STATES		1216		392	5595
		1216		234	
				4053	
BATHS BATHTUBS IRON OR STEEL 100 U KINGDOM 335 GERMANY W 400 U STATES		157		2136	5600
		11099		52975	
		80684		629594	
		91940		684705	
BASINS CLOSETS SINKS 100 U KINGDOM 335 GERMANY W 375 SWEDEN 400 U STATES		16336		73502	5601
		1816		14167	
		3642		39384	
		95377		740805	
		117171		867858	
CONTAINERS TINPLATE FOR FOOD 400 U STATES		212000		1048029	5602
		212000		1048029	
CONTAINERS TINPLATE N O P 100 U KINGDOM 335 GERMANY W 354 NETHRLNDS 376 SWITZRLND 400 U STATES		7379		35880	5603
				1139	
				2533	
				466	
		239607		1689315	
		246986		1729333	
HOLLOW WARE ENAMELLED IRON 100 U KINGDOM 306 BELGIUM 318 DENMARK 327 FRANCE 335 GERMANY W 354 NETHRLNDS 359 NORWAY 375 SWEDEN 376 SWITZRLND 400 U STATES		2206		6962	5604
				4718	
		51		7078	
				1168	
		709		4240	
				5233	
				113	
		701		1529	
				197	
		10953		130042	
		14620		161280	
HOLLOW WARE IRON N O P 100 U KINGDOM 318 DENMARK 327 FRANCE 335 GERMANY W 344 ITALY 347 JAPAN 354 NETHRLNDS 359 NORWAY 375 SWEDEN 376 SWITZRLND 400 U STATES		9684		52102	5605
		961		3531	
		840		4299	
		1493		13248	
		66		156	
		4895		29630	
		287		863	
		580		746	
		2487		8108	
				61	
		257602		1768364	
		278895		1881108	
KITCHEN DAIRY HOLLOW WARE TIN 100 U KINGDOM 335 GERMANY W 347 JAPAN 400 U STATES		1339		2696	5606
		3370		35999	
				8691	
		11056		71103	
		15765		118489	
MFRS OF TIN AND TINPLATE N O P 100 U KINGDOM 225 TRINIDAD 327 FRANCE 335 GERMANY W 344 ITALY 347 JAPAN 352 MEXICO 354 NETHRLNDS 359 NORWAY 381 ALASKA 400 U STATES		8384		43521	5607
				162	
		2832		5022	
		8246		18709	
				169	
		951		2343	
				301	
		393		2684	
		177		700	
				82	
		390455		2308070	
		411438		2381763	
ANVILS AND VISES 100 U KINGDOM 317 CZECHO S 335 GERMANY W 347 JAPAN 354 NETHRLNDS 400 U STATES		14313		106426	5621
				246	
		782		5148	
		181		2029	
				159	
		15375		96058	
		30651		210066	
AUGERS BITS AND DRILLS 100 U KINGDOM 234 AUSTRALIA 305 AUSTRIA 318 DENMARK 327 FRANCE 335 GERMANY W 344 ITALY 347 JAPAN 354 NETHRLNDS 360 ISRAEL		74903		493705	5622
		7212		60786	
		3648		13098	
		1896		8554	
		2275		14844	
		26408		130791	
				10255	
		2836		16331	
		1550		4788	
				2238	

IMPORTS INTO CANADA FOR CONSUMPTION

109

Articles and Countries from which Imported	MONTH OF JULY 1958		SEVEN MONTHS ENDED JULY 1958		Class Number
	Quantities	Values (\$)	Quantities	Values (\$)	
375 SWEDEN		849		54957	
376 SWITZRLND		876		1577	
384 P RICO				340	
400 U STATES		84332		579635	
AXES		206785		1391899	
	D02				5623
100 U KINGDOM	1036	10051	1736	18004	
335 GERMANY W	242	3479	787	9341	
347 JAPAN			5	62	
375 SWEDEN	949	10041	3679	44794	
400 U STATES	45	1502	252	5155	
FILES N O P AND RASPS	2272	25073	6459	77356	
	D02				5624
100 U KINGDOM	1567	4688	16996	63132	
335 GERMANY W	1107	2542	9204	21904	
344 ITALY			287	400	
347 JAPAN			96	168	
354 NETHRLNDS			14	101	
366 PORTUGAL			1322	2987	
375 SWEDEN	1520	4614	7416	25007	
376 SWITZRLND	19	206	109	824	
400 U STATES	3671	24789	35430	235713	
HACK SAW BLADES	7884	36839	70874	350236	
					5625
100 U KINGDOM		12381		75701	
234 AUSTRALIA				2166	
305 AUSTRIA				366	
335 GERMANY W		1449		10595	
344 ITALY				690	
347 JAPAN				289	
359 NORWAY				259	
375 SWEDEN		2032		8440	
400 U STATES		9795		65162	
SAWS N O P		25657		163668	
					5626
100 U KINGDOM		5800		42266	
305 AUSTRIA				273	
317 CZECHO S				955	
318 DENMARK		814		2211	
335 GERMANY W		13637		73791	
344 ITALY				251	
347 JAPAN		2031		13137	
359 NORWAY		3564		6879	
375 SWEDEN		2789		45516	
376 SWITZRLND				1104	
400 U STATES		18884		137325	
WRENCHES		47519		323708	
					5627
100 U KINGDOM		18958		46216	
234 AUSTRALIA		213		213	
305 AUSTRIA		1289		1289	
318 DENMARK				620	
327 FRANCE		1247		1247	
335 GERMANY W		41202		255483	
344 ITALY		2486		16426	
347 JAPAN		3600		28145	
375 SWEDEN		4150		6899	
376 SWITZRLND				257	
400 U STATES		193136		1278447	
ADZES CLEAVERS HATCHETS PLANES		266281		1635242	
					5628
100 U KINGDOM		18626		113828	
234 AUSTRALIA				3264	
305 AUSTRIA				1560	
317 CZECHO S		748		2952	
327 FRANCE		550		1439	
335 GERMANY W		37094		197251	
344 ITALY				2776	
347 JAPAN		4739		16056	
354 NETHRLNDS				124	
375 SWEDEN		4838		49495	
376 SWITZRLND				655	
381 ALASKA				69	
400 U STATES		84331		568002	
ENGINEERS PRECISION TOOLS		150926		957471	
					5629
100 U KINGDOM		48430		252334	
207 UN SO AFR		948		2196	
234 AUSTRALIA		478		1998	
306 BELGIUM				12812	
318 DENMARK		2717		7571	
327 FRANCE		3163		5279	
335 GERMANY W		47942		290150	
344 ITALY		2068		5362	
347 JAPAN		11574		81681	
354 NETHRLNDS				661	
375 SWEDEN		597		29826	
376 SWITZRLND		6597		132724	
390 GERMANY E				104	
400 U STATES		356235		3214031	
TOOLS N O P		480749		4036729	
					5630
100 U KINGDOM		50749		409428	
231 HONG KONG		168		948	
234 AUSTRALIA		88		1790	
305 AUSTRIA		840		7915	

IMPORTS INTO CANADA FOR CONSUMPTION

Articles and Countries from which imported	MONTH OF JULY 1958		SEVEN MONTHS ENDED JULY 1958		Class Number
	Quantities	Values (\$)	Quantities	Values (\$)	
306 BELGIUM				108	
317 CZECHO S		7172		10571	
318 DENMARK		1067		1418	
327 FRANCE		8522		22623	
335 GERMANY W		25216		245166	
344 ITALY		1240		10160	
347 JAPAN		18863		101228	
354 NETHRLNDS		4785		5584	
359 NORWAY		190		2142	
375 SWEDEN		2219		27987	
376 SWITZRLNO		1074		16420	
387 VENEZUELA				157	
400 U STATES		747093		4151014	
		869286		5014659	
FILES MANICURE					5631
100 U KINGDOM		1866		6961	
327 FRANCE				406	
335 GERMANY W				8182	
400 U STATES		801		9608	
		2667		25357	
TOOLS FOR USE IN MACHINES					5632
100 U KINGDOM		94581		545707	
234 AUSTRALIA		366		4958	
305 AUSTRIA				5217	
306 BELGIUM				1098	
318 DENMARK		72		1030	
326 FINLAND				500	
327 FRANCE				353	
335 GERMANY W		10891		72679	
344 ITALY		328		4160	
354 NETHRLNDS		172		2998	
375 SWEDEN		12947		37264	
376 SWITZRLND		4973		17670	
400 U STATES		658411		4990896	
		782741		5684530	
AUTOMOBILES FREIGHT NEW	NO				5641
100 U KINGDOM	125	146872	721	878620	
327 FRANCE	71	55829	74	57662	
335 GERMANY W	284	280357	1555	1528159	
400 U STATES	320	1710937	2569	12254696	
	800	2193995	4919	14719137	
AUTOS PASS NEW UNDER 1200 DOL	NO				5642
100 U KINGDOM	2353	2456782	19473	19668425	
317 CZECHO S	51	39992	232	172455	
327 FRANCE	927	826458	2211	1918102	
335 GERMANY W	2240	1650223	15698	11797083	
344 ITALY	279	216573	503	394233	
400 U STATES			49	43603	
	5850	5190028	38166	33993901	
AUTOS PASS NEW 1200 TO 2100 DOL	NO				5643
100 U KINGDOM	1203	1613924	7514	10231694	
327 FRANCE	64	88485	90	125255	
335 GERMANY W	348	501793	1898	2778608	
344 ITALY	6	9046	7	10338	
375 SWEDEN	62	77807	154	193157	
400 U STATES	518	832808	3605	5846183	
	2201	3123863	13268	19187235	
AUTOS PASS NEW N 0 P	NO				5644
100 U KINGDOM	66	210022	383	1125849	
327 FRANCE			1	2158	
335 GERMANY W	18	48544	155	433473	
344 ITALY			6	15862	
400 U STATES	476	1447516	7237	23259205	
	560	1706082	7782	24836547	
MOTOR OMNIBUSES NEW	NO				5645
100 U KINGDOM	3	3815	6	11448	
335 GERMANY W	79	88902	370	443454	
400 U STATES	10	76124	183	3055500	
	92	168841	559	3510402	
PARTS OF MOTOR BUS BODIES 4381					5646
100 U KINGDOM		719		3716	
335 GERMANY W		1010		10195	
354 NETHRLNDS				164	
400 U STATES		456529		3448513	
		458258		3462588	
AXLES BRAKES CLUTCHES TRUCK					5648
100 U KINGDOM		8600		72613	
335 GERMANY W		7853		30750	
375 SWEDEN				50	
381 ALASKA				267	
400 U STATES		1392647		10664804	
		1409100		10768434	
AUTOMOBILE PARTS N 0 P					5650
100 U KINGDOM		377724		2356500	
234 AUSTRALIA				3490	
306 BELGIUM		4428		12925	
317 CZECHO S		520		12369	
318 DENMARK		459		459	
327 FRANCE		14764		49039	
335 GERMANY W		87323		899204	
344 ITALY		3887		15514	
347 JAPAN				6145	
354 NETHRLNDS				2215	
375 SWEDEN		872		28862	
381 ALASKA				680	
384 P RICO				2018	

IMPORTS INTO CANADA FOR CONSUMPTION

Articles and Countries from which Imported	MONTH OF JULY 1958		SEVEN MONTHS ENDED JULY 1958		Class Number
	Quantities	Values (\$)	Quantities	Values (\$)	
400 U STATES		11 407 050		1 291 438 44	
		11 897 027		1 325 332 64	
BICYCLES N O P	NO				5 651
100 U KINGDOM	6 552	1 230 69	81 407	1 619 631	
317 CZECHO S			3 545	3 368 6	
327 FRANCE	1	156	1	156	
335 GERMANY W	859	8 674	2 043	21 572	
344 ITALY	165	3 930	678	16 050	
347 JAPAN	500	1 356 3	500	1 356 3	
354 NETHRLNDS	2	63	7 42	11 541	
375 SWEDEN			4	162	
376 SWITZRLND			400	2 812	
400 U STATES	134	1 991	1 179	1 618 2	
	8 213	15 144 6	90 499	1 735 355	
BICYCLE AND TRICYCLE PARTS					5 652
100 U KINGDOM		3 600 1		3 491 78	
317 CZECHO S				3 980	
327 FRANCE				2 42	
335 GERMANY W		5 40 9		5 927 8	
344 ITALY				4 38	
347 JAPAN		4 9 6		40 30	
354 NETHRLNDS				4 35	
375 SWEDEN		2 60 6		1 38 55	
400 U STATES		1 48 6		1 86 92	
		4 59 9 8		4 50 1 2 8	
CARS RAILWAY BOX AND FLAT	NO				5 653
400 U STATES			16	2 548 3	
			16	2 548 3	
CARS RAILWAY PASSENGER	NO				5 654
400 U STATES			46	40 131 9	
			46	40 131 9	
CARS RAILWAY TANK	NO				5 655
400 U STATES	5	1 472 4	45	2 728 65	
	5	1 472 4	45	2 728 65	
CARS RAILWAY N O P	NO				5 656
100 U KINGDOM	25	9 50 7	399	3 472 37	
400 U STATES	4	7 66 2	61	2 72 7 40	
	29	1 71 6 9	460	6 199 7 7	
CARS RAILWAY PARTS OF					5 657
100 U KINGDOM				2 61 1 13	
335 GERMANY W		6 140		18 36 10	
376 SWITZRLND				2 43 2	
400 U STATES		20 740 2		2 689 660	
		21 354 2		2 901 815	
MOTOR RAIL CARS AND PARTS	NO				5 658
100 U KINGDOM	4	1 745 45	8	18 355 4	
381 ALASKA		50 7		6 31	
400 U STATES	3	5 176 0	8	5 203 18	
	7	2 268 12	16	7 045 03	
MOTOR CYCLES SIDE CARS AND PTS	NO				5 660
100 U KINGDOM	69	3 826 0	10 44	5 296 04	
220 BERMUDA			1	2 15	
305 AUSTRIA				6 9	
317 CZECHO S	7	3 21 5	132	2 345 5	
327 FRANCE	36	2 71 1	64	5 46 1	
335 GERMANY W	69	10 156	7 85	15 332 9	
344 ITALY	70	20 640	3 60	9 520 2	
347 JAPAN	3	5 82	14	2 61 4	
375 SWEDEN			1	1 25	
376 SWITZRLND	1	200	1	200	
400 U STATES	62	5 788 8	336	3 277 36	
	317	1 336 52	2 738	11 380 10	
MOTOR VEHICLES N O P	NO				5 661
100 U KINGDOM	10	4 614 9	30	8 041 15	
207 UN SO AFR			1	1 44 4	
306 BELGIUM			2	2 87 3	
312 CHILE			1	1 08 1	
327 FRANCE	1	4 13	5	4 94 3	
335 GERMANY W	3	6 46 4	25	2 789 3	
341 ICELAND	1	1 430	1	1 430	
354 NETHRLNDS			3	2 650	
359 NORWAY			1	305	
375 SWEDEN			1	1 625	
376 SWITZRLND	3	3 53 3	4	3 63 3	
400 U STATES	174	2 315 60	929	1 602 600	
	192	2 895 49	1 003	1 730 892	
TRACTION ENGINES NOP AND PARTS	NO				5 663
400 U STATES			1	1 957	
			1	1 957	
TRICYCLES N O P	NO				5 664
100 U KINGDOM	52	9 13	103	1 882	
335 GERMANY W			150	1 547	
344 ITALY			4	2 28	
347 JAPAN			75	2 86	
400 U STATES	1 992	8 936	10 945	4 351 9	
	2 044	9 849	11 277	4 746 2	
FACTORY WAREHOUSE TRUCKS MOTOR	NO				5 672
100 U KINGDOM		2 35	1	5 950	
400 U STATES	25	11 723 2	160	6 253 63	
	25	11 746 7	161	6 313 13	
FORK LIFT TRUCKS AND PARTS	NO				5 674
100 U KINGDOM	21	6 960 7	55	1 986 20	
335 GERMANY W	1	3 720	1	3 720	
347 JAPAN			9	85 67	
375 SWEDEN		3 45	10	50 63	
381 ALASKA			2	30 00	

IMPORTS INTO CANADA FOR CONSUMPTION

Articles and Countries from which Imported	MONTH OF JULY 1958		SEVEN MONTHS ENDED JULY 1958		Class Number
	Quantities	Values (\$)	Quantities	Values (\$)	
400 U STATES	155	794977	888	4594073	5680
ROLLER BEARINGS AND PARTS NOP	177	868649	965	4813043	
100 U KINGDOM		52508		275211	5680
305 AUSTRIA		883		7223	
327 FRANCE				312	
335 GERMANY W		5973		125890	
344 ITALY				8606	
354 NETHRLNDS				99	
375 SWEDEN		12086		266154	
376 SWITZRLND		56		1753	
400 U STATES		402195		3009870	
		473701		3695118	
ANCHORS FOR VESSELS	CWT				5681
100 U KINGDOM	730	9531	2121	32348	
400 U STATES	274	9764	1895	60770	
	1004	19295	4016	93118	
BALL AND ROLR BRNGS FOR AUTOS					5682
100 U KINGDOM		40358		178622	
317 CZECHO S				762	
327 FRANCE		1144		4280	
335 GERMANY W		14875		105344	
344 ITALY		595		595	
354 NETHRLNDS				816	
375 SWEDEN				4816	
400 U STATES		202323		1594756	
		259295		1889991	
BALLS ROLLERS FOR BEARINGS					5683
100 U KINGDOM				1686	
305 AUSTRIA				1217	
327 FRANCE		2541		10305	
335 GERMANY W		9502		24036	
347 JAPAN				1365	
375 SWEDEN		847		32407	
400 U STATES		22893		144629	
		35783		215645	
BURNISHING BALLS					5684
335 GERMANY W				2745	
400 U STATES		169		10885	
		169		13630	
BALL BEARINGS AND PARTS N O P					5685
100 U KINGDOM		40405		388785	
305 AUSTRIA		7608		47582	
327 FRANCE				229	
335 GERMANY W		26904		137680	
344 ITALY				35711	
354 NETHRLNDS				121	
375 SWEDEN		11105		118971	
376 SWITZRLND		1139		2771	
400 U STATES		300540		2610287	
		387701		3342137	
BOTTLES STEEL FOR GAS					5686
100 U KINGDOM		7226		16410	
220 BERMUDA				5290	
224 JAMAICA				128	
227 BAHAMAS		350		850	
375 SWEDEN				2162	
381 ALASKA				120	
400 U STATES		134924		683767	
		142500		708727	
BAYONETS SWORDS FOILS MASKS					5687
100 U KINGDOM		131		5704	
327 FRANCE				286	
335 GERMANY W		587		3222	
344 ITALY		60		60	
400 U STATES		147		4437	
		925		13709	
GALVANIZED RANGE BOILERS	NO				5689
100 U KINGDOM	2921	24448	15286	140070	
400 U STATES			1667	25270	
	2921	24448	16953	165340	
DRUMS CYLINDERS BARRELS TANKS					5690
100 U KINGDOM		8109		33733	
220 BERMUDA				1590	
335 GERMANY W				264	
375 SWEDEN				1063	
381 ALASKA				2915	
400 U STATES		180683		1492096	
		188792		1531661	
FRAMES FOR PURSES RETICULES					5691
100 U KINGDOM		18300		61879	
305 AUSTRIA		620		2235	
306 BELGIUM		4777		18692	
327 FRANCE		148		658	
335 GERMANY W		24176		73343	
344 ITALY		265		2990	
372 SPAIN		3496		9529	
400 U STATES		11661		78856	
		63443		248182	
FURNITURE OF METAL					5692
100 U KINGDOM		26298		191513	
231 HONG KONG				6428	
306 BELGIUM		290		290	
318 DENMARK		849		7285	
327 FRANCE		66		12029	
335 GERMANY W		6408		21665	

IMPORTS INTO CANADA FOR CONSUMPTION

113

Articles and Countries from which Imported	MONTH OF JULY 1958		SEVEN MONTHS ENDED JULY 1958		Class Number
	Quantities	Values (\$)	Quantities	Values (\$)	
344 ITALY		941		9580	
347 JAPAN		224		4283	
352 MEXICO		68		68	
353 MOROCCO				448	
354 NETHRLNDS		1070		6541	
359 NORWAY				2263	
375 SWEDEN		3333		25698	
376 SWITZRLND		61		792	
381 ALASKA		106		106	
388 YUGO SLAV				706	
400 U STATES		582039		4866968	
		621753		5156663	
MATERIALS FOR BUOYS					5693
100 U KINGDOM		577		577	
375 SWEDEN				26461	
400 U STATES		6860		68605	
		7437		95643	
GOLF SHAFTS OF SEAMLESS STEEL	ND				5694
100 U KINGDOM	16368	12662	169587	135769	
400 U STATES	250	296	5634	5580	
	16618	12958	175221	141349	
MATERIALS FOR RIFLES					5695
400 U STATES		256		11713	
		256		11713	
METAL PARTS FOR SHOTGUNS					5696
400 U STATES		347		347	
		347		347	
GUN BARRELS ROUGH BORED					5697
400 U STATES		60		415	
		60		415	
GUNS RIFLES AIR GUNS FIREARMS					5698
100 U KINGDOM		15335		60994	
305 AUSTRIA				132	
306 BELGIUM		418		4006	
317 CZECHO S				1339	
326 FINLAND		114		201	
327 FRANCE		449		2008	
335 GERMANY W		5430		28997	
344 ITALY				6020	
347 JAPAN		170		170	
354 NETHRLNDS				3468	
359 NORWAY				59	
372 SPAIN		2557		8761	
375 SWEDEN		636		865	
376 SWITZRLND				1700	
400 U STATES		50396		416974	
		75505		535694	
GUNS NOT MADE IN CANADA					5699
100 U KINGDOM		52451		120990	
305 AUSTRIA		1042		3106	
306 BELGIUM		19629		78805	
317 CZECHO S		258		2900	
318 DENMARK				1847	
326 FINLAND		173		469	
327 FRANCE		228		7020	
335 GERMANY W		1572		43359	
344 ITALY		13354		23949	
359 NORWAY		8375		31290	
372 SPAIN		6059		15748	
375 SWEDEN		19885		60211	
376 SWITZRLND		4872		10057	
390 GERMANY E		67		296	
400 U STATES		621627		1363162	
		749592		1763209	
KNIFE FORK SCISSORS BLANKS					5700
100 U KINGDOM				6091	
400 U STATES		806		74215	
		806		80306	
METAL PARTS LOOSELEAF BINDERS					5701
100 U KINGDOM		22899		75453	
305 AUSTRIA				717	
335 GERMANY W		50		337	
347 JAPAN				669	
375 SWEDEN				497	
400 U STATES		29528		238657	
		52477		316330	
MAGIC LANTERNS AND SLIDES					5702
100 U KINGDOM		1672		6885	
231 HONG KONG				138	
234 AUSTRALIA				5692	
305 AUSTRIA		1636		1636	
327 FRANCE				211	
335 GERMANY W		5038		11198	
347 JAPAN		8660		23852	
376 SWITZRLND				1281	
400 U STATES		69829		576181	
		86835		627074	
PRESSED STEEL BELT PULLEYS					5703
100 U KINGDOM		1171		7172	
234 AUSTRALIA		1503		2885	
400 U STATES		21947		118080	
		24621		128137	
SAFES AND DOORS FOR VAULTS					5706
100 U KINGDOM		17628		115365	
359 NORWAY		581		5117	
400 U STATES		261024		742587	
		279233		863069	

IMPORTS INTO CANADA FOR CONSUMPTION

Articles and Countries from which Imported	MONTH OF JULY 1958		SEVEN MONTHS ENDED JULY 1958		Class Number
	Quantities	Values (\$)	Quantities	Values (\$)	
STEEL WOOL					5708
100 U KINGDOM		750		3321	
318 DENMARK				150	
335 GERMANY W				746	
400 U STATES		18395		112042	
		19145		116259	
LATH OF IRON OR STEEL	CWT				5709
100 U KINGDOM	1127	13338	7218	83422	
400 U STATES	1286	17451	3443	42960	
	2413	30789	10661	126382	
VALVES IRON OR STEEL					5713
100 U KINGDOM		129067		665803	
318 DENMARK				1755	
327 FRANCE				102	
335 GERMANY W				11690	
344 ITALY				4409	
347 JAPAN				686	
354 NETHRLNDS		6232		21878	
375 SWEDEEN		2908		23563	
400 U STATES		917342		6619075	
		1055549		7348961	
MANUFACTURES OF IRON STEEL					5714
100 U KINGDOM		673389		4431791	
207 UN SO AFR		358		11118	
208 BSA OTHER				93	
215 INDIA				1226	
216 PAKISTAN				107	
225 TRINIDAD				1492	
231 HONG KONG		2347		27422	
234 AUSTRALIA		90		4819	
236 NEW ZEAL				3032	
305 AUSTRIA		1889		12169	
306 BELGIUM		3331		39144	
317 CZECHO S		303		416	
318 DENMARK		2124		8040	
327 FRANCE		15224		59986	
335 GERMANY W		52795		462820	
344 ITALY		9781		348744	
347 JAPAN		26464		221638	
352 MEXICO		813		950	
354 NETHRLNDS		4784		32870	
359 NORWAY		5795		22641	
360 ISRAEL				639	
372 SPAIN		280		280	
375 SWEDEN		9680		147454	
376 SWITZRLND		66753		79932	
384 P RICO		3672		5904	
387 VENEZUELA				64	
389 IRELAND		225		635	
390 GERMANY E				196	
400 U STATES		5226457		36040351	
		6106554		41965973	
COOKING STOVES COAL OR WOOD	NO				5715
100 U KINGDOM			6	544	
400 U STATES	318	10951	732	25839	
	318	10951	738	26383	
COOKING STOVES ELEC OVER 25DOL	NO				5716
100 U KINGDOM			7	3066	
400 U STATES	450	47922	3613	437428	
	450	47922	3620	440494	
COOKING STOVES GAS OVER 10 DOL	NO				5717
100 U KINGDOM	2	130	8	351	
400 U STATES	2869	231481	16391	1297946	
	2871	231611	16399	1298297	
COOKING STOVES OIL OVER 10 DOL	NO				5718
400 U STATES	159	8268	919	34901	
	159	8268	919	34901	
FURNACES DOMESTIC HOT WATER					5719
100 U KINGDOM				89	
400 U STATES		43461		227113	
		43461		227202	
FURNACES DOMESTIC WARM AIR	NO				5720
400 U STATES	2897	349440	15396	1805774	
	2897	349440	15396	1805774	
OIL BURNERS	NO				5721
400 U STATES	567	34417	1093	85381	
	567	34417	1093	85381	
RADIATORS CAST IRON	SQ FT				5722
ELECTRIC COOKING APPARATUS					5723
100 U KINGDOM		14131		59911	
305 AUSTRIA				795	
327 FRANCE				941	
335 GERMANY W		239		1647	
344 ITALY		136		458	
347 JAPAN		1023		1525	
376 SWITZRLND				431	
400 U STATES		259505		1572534	
		275034		1638242	
HEATING COOKING APPARATUS					5724
100 U KINGDOM		2397		13407	
305 AUSTRIA		566		1586	
317 CZECHO S		2068		3102	
327 FRANCE				1147	
335 GERMANY W		77		4140	
344 ITALY		279		2713	

IMPORTS INTO CANADA FOR CONSUMPTION

115

Articles and Countries from which Imported	MONTH OF JULY 1958		SEVEN MONTHS ENDED JULY 1958		Class Number
	Quantities	Values (\$)	Quantities	Values (\$)	
347 JAPAN		101		627	
354 NETHRLNDS				385	
375 SWEDEN		78		4328	
376 SWITZRLND		221		713	
400 U STATES		509243		2544837	
		515030		2576985	
PARTS HEATING AND COOKING APP					5725
100 U KINGDOM		1149		10884	
327 FRANCE				2104	
335 GERMANY W		395		1369	
347 JAPAN				168	
354 NETHRLNDS				204	
375 SWEDEN		518		1968	
400 U STATES		1176728		7535984	
		1178790		7552681	
OVENS COMMERCIAL BAKERY					5726
100 U KINGDOM				9553	
400 U STATES		44191		363979	
		44191		373532	
GAS STOVE THERMOSTATS LIGHTERS					5727
400 U STATES		7559		53424	
		7559		53424	
HEATERS OIL 20 DOLLARS OR OVER	NO				5728
100 U KINGDOM			34	875	
400 U STATES	1153	58840	9246	479540	
	1153	58840	9280	480415	
METAL STAMPINGS FOR BATHTUBS	CWT				5729
400 U STATES	12934	213222	74626	1239541	
	12934	213222	74626	1239541	
INDUSTRIAL FURNACES AND PARTS					5730
100 U KINGDOM		161787		328998	
306 BELGIUM				49246	
335 GERMANY W				15182	
344 ITALY				7936	
354 NETHRLNDS				39512	
375 SWEDEN				3943	
400 U STATES		172533		1401558	
		334320		1846375	
RANGE OIL BURNERS	NO				5731
400 U STATES	125	3672	863	29819	
	125	3672	863	29819	
WATER HEATER PARTS					5733
100 U KINGDOM				5032	
335 GERMANY W				714	
354 NETHRLNDS		495		495	
400 U STATES		47080		293259	
		47575		299500	
WATER HEATERS GAS	NO				5734
100 U KINGDOM	126	6984	384	18113	
335 GERMANY W	3	150	43	2407	
354 NETHRLNDS			12	129	
400 U STATES	2361	121048	15389	816277	
	2490	128182	15828	836926	
WATER HEATERS ELECTRIC	NO				5735
100 U KINGDOM			442	5767	
335 GERMANY W	2	448	719	3246	
400 U STATES	1411	66529	9684	433234	
	1413	66977	10845	442247	
WATER HEATERS N O P	NO				5736
100 U KINGDOM	7	448	14	2382	
400 U STATES	467	28120	2181	143044	
	474	28568	2195	145426	
HOUSEHOLD SCALES AND PTS	NO				5737
100 U KINGDOM	54	154	489	1813	
318 DENMARK	41	133	41	133	
335 GERMANY W	234	749	3446	6398	
400 U STATES	9545	40577	81703	301649	
	9874	41613	85679	309993	
SCALES BALANCES PARTS N O P					5738
100 U KINGDOM		7284		43944	
306 BELGIUM		13396		19626	
318 DENMARK		533		1111	
335 GERMANY W		15020		69355	
344 ITALY		286		286	
347 JAPAN				813	
354 NETHRLNDS		2047		13231	
359 NORWAY		135		135	
375 SWEDEN		2280		7494	
376 SWITZRLND		4700		92204	
400 U STATES		168034		1344062	
		213715		1592261	

IMPORTS INTO CANADA FOR CONSUMPTION

Articles and Countries from which Imported		SEVEN MONTHS ENDED JULY 1958		Class Number
		Quantities	Values (\$)	
INGOTS COGGED BLOOMS SLABS NOP	TON			5901**
100 U KINGDOM		27	16360	
335 GERMANY W		207	24958	
375 SWEDEN		2	1252	
400 U STATES		233	29889	
		469	72459	
INGOTS NOT LESS THAN 3 CTS LB	TON			5902**
400 U STATES		2371	604360	
		2371	604360	
INGOTS FOR FORGINGS INGOTS NOP	TON			5903**
400 U STATES		582	84898	
		582	84898	
BARS BILLETS HOT ROLLED N O P	CWT			5904**
400 U STATES		1902	6264	
		1902	6264	
BARS BILLETS COLD ROLLED N O P	CWT			5905**
100 U KINGDOM		20983	205967	
305 AUSTRIA		132	2518	
306 BELGIUM		2042	10923	
335 GERMANY W		1915	25217	
375 SWEDEN		193	7224	
400 U STATES		37216	569966	
		62481	821815	
BARS BILLETS H R 4 CTS AND OVER	CWT			5906**
100 U KINGDOM		32138	396958	
305 AUSTRIA		832	15186	
306 BELGIUM		53488	255603	
312 CHILE		2077	10512	
375 SWEDEN		1375	36744	
400 U STATES		186705	1704471	
		276615	2419474	
BARS BILLETS HAMMERED N O P	CWT			5907**
100 U KINGDOM		137	1873	
305 AUSTRIA		306	8207	
375 SWEDEN		205	6396	
400 U STATES		251	8838	
		899	25314	
BARS SHEETS STRIP FOR SHOVELS	CWT			5908**
BARS RODS FOR AGRIC IMPLEMENTS	CWT			5909**
100 U KINGDOM		249	2454	
400 U STATES		49944	424362	
		50193	426816	
BARS HOT R ROUNDS AND SQUARES	CWT			5910**
100 U KINGDOM		3391	37379	
306 BELGIUM		182	936	
400 U STATES		15403	123313	
		18976	161628	
RODS FOR MANUFACTURE OF CHAIN	CWT			5911**
BLANKS FOR MILLING CUTTERS	CWT			5912**
400 U STATES		23	3592	
		23	3592	
STRIP HOT R 080 INCH OR LESS	CWT			5913**
400 U STATES		1549	6866	
		1549	6866	
STRIP HOT R OVER 080 INCH	CWT			5914**
306 BELGIUM		299	1339	
327 FRANCE		422	2073	
		721	3412	
STRIP COLD R 080 INCH OR LESS	CWT			5915**
100 U KINGDOM		2038	19988	
335 GERMANY W		200	1461	
347 JAPAN		20	168	
354 NETHRLNDS		40	1227	
375 SWEDEN		4352	110816	
400 U STATES		25612	466354	
		32262	600014	
STRIP COLD R OVER 080 INCH	CWT			5916**
100 U KINGDOM		183	1830	
400 U STATES		4988	82652	
		5171	84482	
STRIP HOT R FOR COLD ROLLING	CWT			5917**
STRIP FOR MANUFACTURE OF MATS	CWT			5918**
400 U STATES		29	219	
		29	219	
HOOP STEEL FOR COOPERAGE	CWT			5919**
100 U KINGDOM		752	5873	
400 U STATES		5502	48624	
		6254	54497	
PLATES 66 INCHES WIDE OR LESS	CWT			5920**
347 JAPAN		1217	5790	
400 U STATES		9429	38858	
		10646	44648	
PLATES OVER 66 INS LESS 78 INS	CWT			5921**
347 JAPAN		3922	18653	
400 U STATES		5257	23607	
		9179	42260	
PLATES FOR BOILERS DIGESTERS	CWT			5922**
100 U KINGDOM		1003	7663	
400 U STATES		51598	375940	
		52601	383603	

** See blue pages at front of report.

IMPORTS INTO CANADA FOR CONSUMPTION

117

Articles and Countries from which Imported	CWT	SEVEN MONTHS ENDED JULY 1958		Class Number
		Quantities	Values (\$)	
SHEETS OVER 080 INCH THICK NO P 400 U STATES	CWT	31187	213617	5923**
SHEETS 080 INCH OR LESS N O P 100 U KINGDOM 335 GERMANY W 400 U STATES	CWT	1291 165 333845	9326 1262 2383514	5924**
SHEET OR STRIP FOR TIN PLATE	CWT	335301	2394102	5925**
SHEETS BLUE FOR HEATING APP	CWT			5926**
SHEETS 50 PER POUND OR OVER 100 U KINGDOM 306 BELGIUM 335 GERMANY W 347 JAPAN 375 SWEDEN 400 U STATES	CWT	236134 11098 8690 22148 5 1128664	1687138 62509 64695 180798 186 8203264	5927**
SHEETS RUST PROOF OVER 5 CTS 100 U KINGDOM 327 FRANCE 375 SWEDEN 400 U STATES	CWT	21138 3 2228 66330	1166664 93 112400 3122710	5928**
SHEETS FOR COATING WITH METALS	CWT	89699	4401867	5929**
SHEETS SHAPED FOR AGRIC IMPL 400 U STATES	CWT	7207	129198	5930**
SHEETS FOR MFR BUCKLE CLASPS 100 U KINGDOM 400 U STATES	CWT	7207 60 3478 3538	129198 3528 59629 63157	5931**
SHEETS COLD ROLLED FOR HINGES 400 U STATES	CWT	534 534	6949 6949	5932**
SHEETS FOR MFR OF SADDLERY	CWT			5933**
HOT R STRIP FOR MOTOR VEHICLES 400 U STATES	CWT	1286 1286	10028 10028	5934**
WROUGHT OR PUDDLED IRON BILLET	CWT			5935**
HOOP STRIP BESSEMER FOR HINGES 400 U STATES	CWT	1817 1817	6641 6641	5936**
PLATES 78 INCHES AND OVER 400 U STATES	CWT	125 125	1095 1095	5937**
ANGLES BEAMS 35 LBS OR OVER 100 U KINGDOM 306 BELGIUM 327 FRANCE 335 GERMANY W 400 U STATES	CWT	25887 47752 35299 3532 1846584	166905 245535 199101 20039 10829013	5938**
ANGLES BEAMS N O P 100 U KINGDOM 306 BELGIUM 312 CHILE 327 FRANCE 335 GERMANY W 347 JAPAN 375 SWEDEN 400 U STATES	CWT	1959054 6402 222817 11026 3584 4227 37254 75 192898	11460593 37563 1012436 55862 14226 18335 163105 3120 1490644	5939**
BEAMS UNDER 5 1 HALF LB PER YD 400 U STATES	CWT	74183 74183	475403 475403	5940**
SHAPES 35 LBS PER YARD OR OVER 100 U KINGDOM 306 BELGIUM 335 GERMANY W 400 U STATES	CWT	8662 2304 163 44165 55294	58783 14095 996 279453 353327	5941**
PIPE WROUGHT 2 ONE HALF INCHES 100 U KINGDOM 335 GERMANY W 400 U STATES	CWT	65 3 3826 3894	547 97 23583 24227	5943**
PIPE SEAMLESS 5 CTS PER LB NO P 100 U KINGDOM 335 GERMANY W 375 SWEDEN 400 U STATES	CWT	13600 1383 3527 55042 73552	453894 32467 119457 1503305 2109123	5944**
PIPE WROUGHT OVER 10 1 HALF IN 100 U KINGDOM 400 U STATES	CWT	1121325 3757138 4878463	8600723 34566980 43167703	5945**
PIPE WROUGHT LESS 10 1 HALF IN 100 U KINGDOM	CWT	96341	966659	5946**

** See blue pages at front of report.

IMPORTS INTO CANADA FOR CONSUMPTION

Articles and Countries from which Imported		SEVEN MONTHS ENDED JULY 1958		Class Number
		Quantities	Values (\$)	
306 BELGIUM		5 077	3 390 9	
327 FRANCE		2 111	1 843 6	
335 GERMANY W		16 734	1 503 83	
354 NETHRLNDS		9 598	8 629 8	
375 SWEDEN		180	1 127 4	
376 SWITZRLND		269	4 041	
400 U STATES		1 68 082	2 292 565	
TUBES WROUGHT COATED HALF INCH	CWT	298 392	3 563 565	5 947 **
400 U STATES		4 507	2 099 09	
PIPE WROUGHT N O P	CWT	4 507	2 099 09	5 948 **
100 U KINGDOM		280	3 210	
335 GERMANY W		447	1 105 7	
376 SWITZRLND		3	2 21	
400 U STATES		35 146	48 231 0	
TUBING STEEL FOR FISHING RODS	CWT	35 876	49 679 8	5 949 **
CASING GAS WATER OR OIL WELL	CWT			5 950 **
100 U KINGDOM		139 292	1 454 301	
327 FRANCE		3 986	5 866 0	
335 GERMANY W		6 815	9 420 8	
344 ITALY		6 805 1	6 187 78	
347 JAPAN		35 648	3 387 37	
400 U STATES		278 283	3 427 795	
PIPE FOR WELDING TYPE FITTINGS	CWT	532 075	5 992 479	5 951 **
400 U STATES		13 910	3 491 56	
		13 910	3 491 56	

** See the pages at front of report.

IMPORTS INTO CANADA FOR CONSUMPTION

Articles and Countries from which Imported	MONTH OF JULY 1958		SEVEN MONTHS ENDED JULY 1958		Class Number
	Quantities	Values (\$)	Quantities	Values (\$)	
<u>GROUP 6</u>					
<u>NONFERROUS METALS AND PRODUCTS</u>					
ALUMINA AND BAUXITE N O P	CWT				6001
100 U KINGDOM	45	679	79	1204	
221 B GUIANA	32170	28341	999732	1051218	
356 SURINAM	89152	37073	713602	635990	
400 U STATES	26768	89971	110013	310255	
	146135	156064	1823426	1998667	
BAUXITE ALUMINA FOR REFINING	CWT				6002
221 B GUIANA	3426146	929349	8516019	2292910	
224 JAMAICA	961810	3046362	4722897	14973082	
327 FRANCE			58315	215610	
328 FR AFRICA	719735	195882	2469478	672690	
356 SURINAM	652443	186040	2838034	825760	
400 U STATES	24	456	45	775	
	5760158	4358089	18604788	18980827	
CRYOLITE OR KRYOLITE	CWT				6003
100 U KINGDOM	10	131	10	131	
318 DENMARK			46269	454280	
344 ITALY	33066	312286	33066	312286	
400 U STATES	241	2906	959	12308	
	33317	315323	80304	779005	
ALUMINUM PIGS INGOTS BLOCKS	CWT				6004
100 U KINGDOM	39	1930	115	4925	
400 U STATES	17047	395109	31807	746022	
	17086	397039	31922	750947	
ALUMINUM SCRAP	CWT				6005
400 U STATES	1051	15851	2102	33013	
	1051	15851	2102	33013	
ALUMINUM ANGLES CHANNELS BEAMS	CWT				6006
100 U KINGDOM	1294	52446	4646	206969	
335 GERMANY W	1	55	4	570	
400 U STATES	1598	96246	7546	490726	
	2893	148747	12196	698265	
ALUMINUM BAR ROD AND WIRE RODS	CWT				6007
100 U KINGDOM	998	41028	3051	134366	
306 BELGIUM	219	8178	243	9368	
327 FRANCE			6	159	
335 GERMANY W			3	171	
376 SWITZRLND	25	1094	195	7472	
389 IRELAND			100	2850	
400 U STATES	766	37492	5258	257923	
	2008	87792	8856	412309	
ALUMINUM LEAF OR FOIL					6009
100 U KINGDOM		23742		216077	
335 GERMANY W		1539		5140	
344 ITALY				3064	
354 NETHRLNDS				454	
376 SWITZRLND		1584		2649	
400 U STATES		33152		293919	
		60017		521303	
ALUMINUM PIPES AND TUBES	CWT				6010
100 U KINGDOM	260	11320	3056	158668	
335 GERMANY W	2	77	6	315	
400 U STATES	470	27992	2739	250386	
	732	39389	5801	409369	
ALUMINUM PLATES SHEETS STRIPS	CWT				6011
100 U KINGDOM	3943	145909	15240	596729	
305 AUSTRIA	300	9245	645	20912	
327 FRANCE	182	5631	182	5631	
335 GERMANY W	42	1357	53	1730	
354 NETHRLNDS	1125	37135	6382	223340	
376 SWITZRLND	18	677	249	9480	
400 U STATES	3421	202458	28787	1816807	
	9031	402412	51538	2674629	
ALUMINUM POWDER AND PASTE	LB				6012
100 U KINGDOM	68000	20240	123062	36344	
400 U STATES	8080	4711	44537	26482	
	76080	24951	167599	62826	
ALUMINUM WIRE AND CABLE	CWT				6013
100 U KINGDOM	5095	177853	18646	663879	
400 U STATES	7	480	1404	63209	
	5102	178333	20050	727088	
ALUMINUM HOUSEHOLD HOLLOW WARE					6014
100 U KINGDOM		9729		41705	
231 HONG KONG		1656		2147	
306 BELGIUM				72	
327 FRANCE				75	
335 GERMANY W		2921		6913	
344 ITALY		23028		63200	
347 JAPAN		1916		16283	
354 NETHRLNDS		1437		3216	
372 SPAIN				3252	
376 SWITZRLND		719		14105	
400 U STATES		89181		816978	
		130587		967946	
ALUMINUM MANUFACTURES N O P					6015
100 U KINGDOM		92850		493868	
231 HONG KONG				697	
305 AUSTRIA		384		449	
318 DENMARK				1082	

IMPORTS INTO CANADA FOR CONSUMPTION

Articles and Countries from which Imported	MONTH OF JULY 1958		SEVEN MONTHS ENDED JULY 1958		Class Number
	Quantities	Values (\$)	Quantities	Values (\$)	
327 FRANCE		478		3656	
335 GERMANY W		5991		44691	
344 ITALY		5934		29361	
347 JAPAN		15297		80354	
354 NETHRLNDS		1603		4566	
359 NORWAY		1042		1042	
375 SWEDEN		346		3880	
376 SWITZRLND		106		18438	
400 U STATES		1085387		6985702	
		1209418		7667786	
BRASS IN BLOCKS INGOTS OR PIGS	CWT				6021
400 U STATES	92	4534	116	5693	
BRASS SCRAP	CWT				6022
352 MEXICO			104	1650	
400 U STATES	57	1383	6760	113208	
	57	1383	6864	114858	
BRASS IN BARS AND RODS	CWT				6023
100 U KINGDOM	1950	44443	9792	226005	
306 BELGIUM			31	1218	
335 GERMANY W			969	30841	
400 U STATES	210	11167	1329	69364	
	2160	55610	12121	327428	
BRASS IN STRIPS SHEETS PLATES	CWT				6024
100 U KINGDOM	2428	69327	17275	479771	
306 BELGIUM	51	1588	394	11344	
335 GERMANY W			40	1630	
347 JAPAN			30	967	
400 U STATES	185	11648	1367	86051	
	2664	82563	19106	579763	
BRASS TUBING	CWT				6025
100 U KINGDOM	232	9948	706	28636	
306 BELGIUM			23	1200	
335 GERMANY W	80	6568	524	42162	
376 SWITZRLND			16	1746	
400 U STATES	449	30973	7585	476837	
	761	47489	8854	550581	
METAL CAPS FOR ELEC BATTERIES					6026
400 U STATES		3336		32339	
		3336		32339	
BRASS HAND PUMPS N O P					6030
100 U KINGDOM		252		475	
400 U STATES		1935		9272	
		2187		9747	
BRASS VALVES PLATED OR NOT					6031
100 U KINGDOM		7966		96215	
318 DENMARK		6604		28650	
335 GERMANY W		10714		23803	
344 ITALY		19863		96831	
347 JAPAN		300		11641	
360 ISRAEL				289	
375 SWEDEN		11890		50676	
400 U STATES		292057		2233166	
		349394		2541271	
BRASS METERS AND PARTS					6032
100 U KINGDOM		4491		36089	
400 U STATES		28819		253357	
		33310		289446	
BRASS WIRE N O P	LB				6033
100 U KINGDOM	11960	5510	181691	56452	
335 GERMANY W			2000	1372	
354 NETHRLNDS			1098	325	
400 U STATES	4218	2810	33797	24996	
	16178	8320	218586	83145	
BRASS WIRE CLOTH OR WOVEN WIRE					6034
100 U KINGDOM		763		2496	
305 AUSTRIA				707	
327 FRANCE				723	
335 GERMANY W				3423	
344 ITALY				108	
347 JAPAN		262		6562	
354 NETHRLNDS				626	
400 U STATES		2704		18338	
		3729		32983	
BRASS MANUFACTURES N O P					6035
100 U KINGDOM		59352		443019	
215 INDIA		7541		17928	
225 TRINIDAO				50	
231 HONG KONG		6114		26992	
234 AUSTRALIA				1992	
305 AUSTRIA				1415	
306 BELGIUM		1293		2591	
318 DENMARK		7268		14090	
327 FRANCE		627		6742	
335 GERMANY W		12470		64367	
344 ITALY		8765		63719	
347 JAPAN		8010		56139	
352 MEXICO				286	
354 NETHRLNDS		8044		16088	
359 NORWAY				1379	
360 ISRAEL		874		9564	
371 THAILAND				66	
372 SPAIN		155		1062	
375 SWEDEN		1467		10715	
376 SWITZRLND		979		5950	
389 IRELAND				1526	

IMPORTS INTO CANADA FOR CONSUMPTION

121

Articles and Countries from which Imported	MONTH OF JULY 1958		SEVEN MONTHS ENDED JULY 1958		Class Number
	Quantities	Values (\$)	Quantities	Values (\$)	
400 U STATES		824491		6109693	
BRASS WIRE FOR FOURDRINIER		947450		6855373	6036
PLUMBERS BRASS GOODS					6037
100 U KINGDOM		26497		107751	
335 GERMANY W		3647		24993	
344 ITALY		49150		229791	
347 JAPAN		25339		96778	
354 NETHRLNDS		7459		62166	
375 SWEDEN				390	
376 SWITZRLND				1090	
400 U STATES		384947		2476749	
COPPER IN BLOCKS PIGS INGOTS	CWT	497039		2999708	6042
400 U STATES			27	1050	
COPPER SCRAP	CWT		27	1050	6043
400 U STATES	1009	21872	4760	103556	
COPPER BARS FOR ELECTRIC WIRES	1009	21872	4760	103556	6044
100 U KINGDOM	CWT	50	11810	241234	
205 RHOD NYAS		1634	6722	136248	
400 U STATES		388	15347	508646	
COPPER IN BARS OR RODS N O P	438	14270	33879	886128	6046
100 U KINGDOM	CWT		79	2599	
400 U STATES		26	1753	57090	
COPPER IN STRIPS SHEETS PLATES	26	1220	1832	59689	6047
100 U KINGDOM	CWT	1513	7800	257341	
207 UN SO AFR		54271	1	228	
335 GERMANY W		6	6	1924	
347 JAPAN		1924	55	1842	
400 U STATES		76	498	33529	
COPPER TUBING	1595	63207	8360	294864	6048
100 U KINGDOM	CWT	1080	15582	548386	
335 GERMANY W		752	757	28911	
354 NETHRLNDS		5064	18	718	
400 U STATES		6896	16868	584562	
COPPER ROLLERS FOR WALL PAPER		246920	33225	1162577	6049
100 U KINGDOM		834		15370	
400 U STATES				5534	
COPPER WIRE N O P		834		20904	6050
100 U KINGDOM	LB	20715	82603	35405	
354 NETHRLNDS		10	10	58	
400 U STATES		10726	75722	43080	
COPPER WIRE CLOTH WOVEN WIRE		15713	158335	78543	6051
100 U KINGDOM					
335 GERMANY W		1278		2300	
400 U STATES		510		384	
COPPER MANUFACTURES OF N O P		1788		1513	
100 U KINGDOM		9524		4197	6052
207 UN SO AFR				37701	
215 INDIA				107	
231 HONG KONG		75		85	
306 BELGIUM				141	
318 DENMARK				184	
327 FRANCE				72	
335 GERMANY W		223		223	
344 ITALY		2253		8690	
347 JAPAN		1382		5363	
354 NETHRLNDS				1868	
360 ISRAEL		205		3487	
375 SWEDEN		50		50	
376 SWITZRLND				55	
392 SYRIA				2177	
400 U STATES		79637		273	
LEAD IN PIGS AND BLOCKS		93349		515809	6061
100 U KINGDOM	LB	22400	2422	576285	
352 MEXICO				280048	
400 U STATES		2661	904	1099975	
LEAD OLD AND SCRAP		25061	3326	10956	6062
224 JAMAICA	LB			1390979	
338 HAITI				131212	
354 NETHRLNDS				80000	
400 U STATES		45000	2995	2052	
LEAD IN BARS AND SHEETS		45000	2995	7552	6063
100 U KINGDOM	LB	2278	263	21121	
306 BELGIUM				43909	
400 U STATES		2278	263	594	
LEAD CAPSULES FOR BOTTLES				326	6065
100 U KINGDOM				7511	
327 FRANCE		2351		6693	
335 GERMANY W				676	
354 NETHRLNDS		4299		7578	
400 U STATES				12382	
				370	
		6650		27699	

IMPORTS INTO CANADA FOR CONSUMPTION

Articles and Countries from which Imported	MONTH OF JULY 1958		SEVEN MONTHS ENDED JULY 1958		Class Number
	Quantities	Values (\$)	Quantities	Values (\$)	
LEAD MANUFACTURES N O P					6068
100 U KINGDOM		2751		34200	
306 BELGIUM				1137	
335 GERMANY W		603		1204	
347 JAPAN				1342	
354 NETHRLNDS		91		2784	
360 ISRAEL				99	
400 U STATES		13580		102992	
		17025		143758	
ROOS 90 PC NICKEL FOR WIRE	LB				6070
400 U STATES	8798	11823	35555	47784	
	8798	11823	35555	47784	
NICKEL NICKEL SILVER IN INGOTS	LB				6071
400 U STATES	80	351	282789	80394	
	80	351	282789	80394	
NICKEL BARS RODS STRIPS SHEETS	LB				6072
100 U KINGDOM			3264	13945	
400 U STATES		243915	241305	2044480	
		243915	241305	2058425	
NICKEL SILVER BARS RODS STRIPS	LB				6073
400 U STATES	308	411	1767	2137	
	308	411	1767	2137	
NICKEL CHROMIUM IN BARS RODS	LB				6074
100 U KINGDOM			5009	7195	
400 U STATES		3574	5388	18856	
		3574	5388	19589	
NICKEL MANUFACTURES NOT PLATED					6075
100 U KINGDOM		2980		10862	
344 ITALY				1153	
354 NETHRLNDS				243	
400 U STATES		4519		58469	
		7499		70727	
NICKEL AND PLATED HOLLOW WARE					6076
400 U STATES		1212		1732	
		1212		1732	
NICKEL PLATED WARE N O P					6077
100 U KINGDOM		17931		80461	
231 HONG KONG		1013		1700	
305 AUSTRIA		811		6525	
313 CHINA				180	
317 CZECHO S		525		525	
327 FRANCE		291		1699	
335 GERMANY W		19947		121233	
344 ITALY		4478		18620	
347 JAPAN		4930		21617	
354 NETHRLNDS		4373		5052	
360 ISRAEL				438	
372 SPAIN				337	
375 SWEDEN				1803	
376 SWITZRLNO		223		1081	
400 U STATES		119262		709748	
		173784		971019	
ELECTRO PLATED WARE GILT WARE					6082
100 U KINGDOM		98947		599452	
207 UN SO AFR				957	
215 INDIA				131	
231 HONG KONG		2031		26222	
234 AUSTRALIA		898		16946	
305 AUSTRIA		3614		13952	
306 BELGIUM		741		1383	
317 CZECHO S		611		5848	
318 DENMARK		213		2705	
327 FRANCE		1479		8425	
335 GERMANY W		55618		293576	
344 ITALY		8309		87630	
347 JAPAN		38484		260136	
354 NETHRLNDS		7137		12267	
359 NORWAY				444	
372 SPAIN		293		837	
375 SWEDEN		483		5552	
376 SWITZRLND		232		6425	
400 U STATES		927088		6487489	
		1146178		7830377	
GOLD SILVER SWEEPS GOLD FRINGE					6084
100 U KINGDOM				379	
327 FRANCE		532		7072	
400 U STATES		313		3531	
		845		10982	
GOLD SILVER DUTCH METAL LEAF					6085
100 U KINGDOM		2946		34887	
335 GERMANY W				2095	
344 ITALY				280	
400 U STATES		8245		50310	
		11191		87572	
GOLD MANUFACTURES N O P					6086
100 U KINGDOM		1050		3277	
318 DENMARK				112	
335 GERMANY W		121		1259	
344 ITALY				608	
372 SPAIN				361	
376 SWITZRLND		120		120	
400 U STATES		6395		47804	
		7686		53541	
PLATINUM PALLADIUM IRIIDIUM					6087
100 U KINGDOM		745121		6160878	
400 U STATES		5621		56217	
		750742		6217095	

IMPORTS INTO CANADA FOR CONSUMPTION

123

Articles and Countries from which Imported	MONTH OF JULY 1958		SEVEN MONTHS ENDED JULY 1958		Class Number
	Quantities	Values (\$)	Quantities	Values (\$)	
PLATINUM CRUCIBLES					
400 U STATES		95322		745614	6088
		95322		745614	
SILVER UNMANUFACTURED	02				
100 U KINGDOM			2014	1778	6091
400 U STATES			269	231	
			2283	2009	
TOILET ARTICLES OF STERLING					
100 U KINGDOM		146		4164	6093
335 GERMANY W				246	
400 U STATES		792		3684	
		938		8094	
SILVER MANUFACTURES N O P					
100 U KINGDOM		30381		215229	6094
207 UN SO AFR				272	
231 HONG KONG				61	
305 AUSTRIA		341		2063	
306 BELGIUM				99	
317 CZECHO S		360		360	
318 DENMARK		2487		18516	
326 FINLAND				151	
327 FRANCE		80		2424	
335 GERMANY W		1431		11386	
344 ITALY		53		1104	
347 JAPAN				53	
352 MEXICO				1675	
354 NETHRLNDS		387		1107	
359 NORWAY		255		515	
375 SWEDEN				2048	
376 SWITZRLND		77		181	
384 P RICO				8352	
400 U STATES		10142		94777	
		45994		360373	
TIN BLOCKS PIGS OR BARS	CWT				
100 U KINGDOM	740	66108	3205	288550	6101
218 MALAYA	3240	297964	14516	1317500	
306 BELGIUM			9856	880997	
335 GERMANY W			1142	97668	
354 NETHRLNDS	605	53979	2797	252966	
400 U STATES	1118	102096	5395	496265	
	5703	520147	36911	3333946	
TIN FOIL	LB				
400 U STATES	1320	1766	12415	13791	6102
	1320	1766	12415	13791	
COLLAPSIBLE TUBES OF METAL					
100 U KINGDOM				1217	6103
400 U STATES		1536		35033	
		1536		36250	
ZINC DROSS AND ZINC SCRAP	CWT				6110*
ZINC PIGS SLABS BLOCKS ANDOES	CWT				
306 BELGIUM			51	760	6112
400 U STATES	211	3726	802	15630	
	211	3726	853	16390	
ZINC BARS RODS PLATES SHEETS	CWT				
100 U KINGDOM	53	573	743	13285	6113
306 BELGIUM	342	4640	2165	34555	
327 FRANCE			24	502	
400 U STATES	2020	51655	9123	257345	
	2415	56868	12055	305687	
ZINC DUST AND GRANULES	CWT				
100 U KINGDOM	85	1427	2287	30679	6115
400 U STATES	184	3195	2543	36712	
	269	4622	4830	67391	
ZINC MANUFACTURES N O P					
100 U KINGDOM		2257		14551	6116
231 HONG KONG				2334	
306 BELGIUM		721		2698	
318 DENMARK				109	
327 FRANCE		76		76	
335 GERMANY W		517		12590	
344 ITALY				583	
347 JAPAN		1560		3883	
354 NETHRLNDS				239	
359 NORWAY				2560	
400 U STATES		142971		1140917	
		148102		1180540	
ZINC SLUGS DISCS AND SHELLS					
100 U KINGDOM		130		2039	6117
400 U STATES		19658		125424	
		19788		127463	
ALLOYS OF COPPER					
100 U KINGDOM		3901		36493	6119
335 GERMANY W		3115		7041	
400 U STATES		26076		163373	
		33092		206907	
ALLOYS OF MAGNESIUM					
100 U KINGDOM				4653	6120
400 U STATES		2748		188980	
		2748		193633	
BABBITT METAL IN BLOCKS BARS	CWT				
100 U KINGDOM			31	2153	6121
400 U STATES	16	1252	130	11877	
	16	1252	161	14030	

* Cumulative figures for 1958 relate to period July 1 to July 31. See blue pages at front of report.

IMPORTS INTO CANADA FOR CONSUMPTION

Articles and Countries from which Imported	MONTH OF JULY 1958		SEVEN MONTHS ENDED JULY 1958		Class Number
	Quantities	Values (\$)	Quantities	Values (\$)	
BRITANNIA METAL AND MFRS					
100 U KINGDOM		69		2923	6123
318 DENMARK				144	
347 JAPAN				1773	
400 U STATES		518		6038	
		587		10878	
CHROMIUM TUNGSTEN FOR ALLOYS	LB		18318	2362	6124
100 U KINGDOM			40	479	
305 AUSTRIA	22	251	118	2956	
354 NETHRLNDS			9654	78838	
400 U STATES	1017	7530	28130	84635	
	1039	7781			
ALLOY SLUGS CAST WITH DIAMONDS					6125
400 U STATES		1168		6797	
		1168		6797	
PHOSPHOR TIN PHOSPHOR BRONZE	LB		669998	342666	6126
100 U KINGDOM	85504	43321	136400	96038	
335 GERMANY W	33600	23310	69136	58825	
400 U STATES	13372	9019	875534	497529	
	132476	75650			
WATCHES OVER ONE JEWEL					6127
100 U KINGDOM		191		592	
231 HONG KONG				118	
327 FRANCE		4802		27902	
335 GERMANY W		8637		60597	
347 JAPAN				171	
354 NETHRLNDS				2784	
376 SWITZRLND		109388		578107	
383 HAWAII				80	
400 U STATES		1363		18001	
		124381		688352	
WATCHES ONE OR NO JEWEL					6128
100 U KINGDOM		78		78	
305 AUSTRIA		368		368	
335 GERMANY W		11458		13357	
376 SWITZRLND		53320		177093	
400 U STATES		203		2946	
		65427		193842	
WATCH ACTIONS OVER ONE JEWEL					6129
100 U KINGDOM				9463	
231 HONG KONG				1170	
327 FRANCE		9697		44758	
335 GERMANY W		17267		159641	
375 SWEDEN				134	
376 SWITZRLND		400670		1823156	
400 U STATES		13322		104867	
		440956		2143189	
WATCH ACTIONS ONE OR NO JEWEL					6130
100 U KINGDOM		16472		103357	
327 FRANCE				907	
335 GERMANY W		2889		29312	
376 SWITZRLND		13760		121401	
400 U STATES		104		5347	
		33225		260324	
CLOCKS N O P	NO				6131
100 U KINGDOM	89	1038	1354	13536	
207 UN SO AFR			1	166	
305 AUSTRIA			1	136	
327 FRANCE	9	311	13	642	
335 GERMANY W	7320	38402	50009	209636	
344 ITALY			501	611	
347 JAPAN			1265	1984	
375 SWEDEN			60	1013	
376 SWITZRLND	90	625	1783	9538	
400 U STATES	5313	28326	52497	271350	
	12821	68702	107484	508612	
CLOCK MOVEMENTS AND CASES					6132
100 U KINGDOM		672		15547	
335 GERMANY W		3284		14764	
376 SWITZRLND		916		916	
400 U STATES		3619		89094	
		8491		120321	
PARTS OF CLOCK MOVEMENTS					6133
100 U KINGDOM		1968		30834	
306 BELGIUM				1996	
327 FRANCE		131		1441	
335 GERMANY W		1162		5233	
354 NETHRLNDS				1938	
359 NORWAY				5820	
376 SWITZRLND				418	
400 U STATES		19987		214624	
		23248		262304	
TIME RECORDERS					6134
100 U KINGDOM		1280		9484	
225 TRINIDAD				4404	
335 GERMANY W		94		10132	
375 SWEDEN		258		647	
376 SWITZRLND				2528	
400 U STATES		6658		97828	
		8290		125023	
ALARM CLOCKS	NO				6135
100 U KINGDOM			2364	3219	
327 FRANCE			4000	5000	
335 GERMANY W	41047	72640	239051	396720	
344 ITALY		715	3695	4595	
347 JAPAN	300	480	1300	2388	
375 SWEDEN			25	135	
376 SWITZRLND	940	4100	3188	14686	

IMPORTS INTO CANADA FOR CONSUMPTION

125

Articles and Countries from which Imported	MONTH OF JULY 1958		SEVEN MONTHS ENDED JULY 1958		Class Number
	Quantities	Values (\$)	Quantities	Values (\$)	
400 U STATES	1267	6212	2490	9344	
WATCH CASES AND PARTS	44269	84314	256113	436087	
100 U KINGDOM		3780		13287	6136
220 BERMUDA				1440	
231 HONG KONG		63		10332	
327 FRANCE		10003		71191	
335 GERMANY W		14840		63862	
347 JAPAN		311		596	
376 SWITZRLND		43291		177422	
400 U STATES		31954		378824	
PARTS OF WATCH MOVEMENTS		104242		716954	
100 U KINGDOM		3533		42923	6138
327 FRANCE		4352		11986	
335 GERMANY W		547		7616	
347 JAPAN				58	
376 SWITZRLND		13363		128809	
400 U STATES		7168		84505	
BATTERIES FLASHLIGHT AND PARTS		28963		275897	
100 U KINGDOM				71	6139
231 HONG KONG		8130		43506	
347 JAPAN				1095	
400 U STATES		1828		61946	
BATTERIES HEARING AID AND PTS		9958		106618	
100 U KINGDOM				255	6140
400 U STATES		35944		250396	
BATTERIES ELECTRIC PRIMARY NOP		35944		250651	
100 U KINGDOM		1352		68833	6141
231 HONG KONG		146		1847	
318 DENMARK				141	
327 FRANCE		2203		6481	
335 GERMANY W		2963		7733	
347 JAPAN		904		15278	
400 U STATES		54050		452664	
BATTERIES STORAGE N O P PARTS		61618		552977	
100 U KINGDOM		35810		210058	6142
327 FRANCE		2553		34902	
335 GERMANY W		1098		13845	
347 JAPAN		561		3553	
375 SWEDEN				6717	
384 P RICO		624		1879	
400 U STATES		80141		798996	
APPARATUS ELECTRIC HEATING NOP		120787		1062950	
100 U KINGDOM		19804		54413	6143
306 RELGIUM				5731	
335 GERMANY W		1903		12138	
347 JAPAN				325	
354 NETHRLNDS				31230	
375 SWEDEN				325	
376 SWITZRLND				305	
384 P RICO				9699	
400 U STATES		128687		974491	
DYNAMOS GENERATORS AND PTS NOP		150394		1088657	
100 U KINGDOM		175575		1039233	6144
306 BELGIUM				39325	
318 DENMARK				6149	
327 FRANCE				1025	
335 GERMANY W		7338		21170	
347 JAPAN		1521		18431	
354 NETHRLNDS				57	
359 NORWAY				2305	
375 SWEDEN		4298		9803	
376 SWITZRLND		3081		1491131	
400 U STATES		746835		5580436	
FUSES FUSE PLUGS CUTOOTS PARTS		938648		8209065	
100 U KINGDOM		7732		70830	6145
327 FRANCE		1142		1740	
335 GERMANY W		168		278	
376 SWITZRLND				1232	
400 U STATES		70499		644949	
FLUORESCENT TUBES ARC LAMPS		79541		719029	
100 U KINGDOM	NO			467	6146
354 NETHRLNDS				8669	1274
400 U STATES				5032	
LAMPS ELECTRIC INCANDESCENT		41287		227099	226537
100 U KINGDOM		35990		236235	232843
231 HONG KONG		70000			
306 BELGIUM				99299	14161
335 GERMANY W		11008		103000	1240
347 JAPAN				31159	4141
354 NETHRLNDS		1072800		40916	3953
375 SWEDEN		114959		15062400	303442
376 SWITZRLND				372890	27555
400 U STATES				1400	1381
				1225	1224
		462752		4597828	1576447
		148712			1933544
		1734107		20310117	

IMPORTS INTO CANADA FOR CONSUMPTION

Articles and Countries from which Imported	MONTH OF JULY 1958		SEVEN MONTHS ENDED JULY 1958		Class Number
	Quantities	Values (\$)	Quantities	Values (\$)	
LIGHTS HEAD SIDE TAIL TORCHES					6149
100 U KINGDOM		3886		54295	
231 HONG KONG		23549		116874	
317 CZECHO S				184	
327 FRANCE		300		300	
335 GERMANY W		6561		37881	
344 ITALY		70		171	
347 JAPAN		1859		19227	
354 NETHRLNDS				19809	
390 GERMANY E				120	
400 U STATES		47320		701895	
		83545		950756	
ELECTRIC LIGHT FIXTURES N O P					6150
100 U KINGDOM		7453		109540	
231 HONG KONG		376		2999	
305 AUSTRIA		3867		7981	
317 CZECHO S		2078		15648	
318 DENMARK		1497		7986	
327 FRANCE		5245		15937	
335 GERMANY W		16773		111413	
340 HUNGARY				71	
344 ITALY		15472		52329	
347 JAPAN		7478		34040	
354 NETHRLNDS		6506		31718	
359 NORWAY				2745	
360 ISRAEL				450	
366 PORTUGAL				443	
372 SPAIN		322		2709	
375 SWEDEN		1387		7797	
376 SWITZRLND				290	
389 IRELAND				110	
390 GERMANY E				236	
400 U STATES		407538		3317700	
		475993		3722142	
LIGHTNING ARRESTERS REACTORS					6151
100 U KINGDOM		1315		57817	
375 SWEDEN		6651		10361	
376 SWITZRLND				25351	
400 U STATES		29074		175787	
		37040		269316	
MAGNETOS FOR GAS ENGINES					6152
400 U STATES		836		30176	
		836		30176	
METERS ELECTRIC AND PARTS N O P					6153
100 U KINGDOM		18452		85170	
305 AUSTRIA		493		493	
318 DENMARK		830		4090	
327 FRANCE				43	
335 GERMANY W		505		5091	
347 JAPAN		577		20210	
354 NETHRLNDS		138		1024	
376 SWITZRLND		5798		27290	
400 U STATES		190482		1555058	
		217275		1698469	
MOTORS ELECTRIC UNDER 10 DOL					6154
100 U KINGDOM	N O	89	464	2635	
305 AUSTRIA		59	163	59	
335 GERMANY W				379	
344 ITALY				95	
347 JAPAN		100	58	770	
354 NETHRLNDS				4668	
400 U STATES		15442	45229	69471	
		15690	45914	78077	
MOTORS ELECTRIC N O P AND PARTS					6155
100 U KINGDOM		258586		1629256	
306 BELGIUM		283		9668	
317 CZECHO S				72	
318 DENMARK		1494		7850	
327 FRANCE				2402	
334 ST PIERR E		125		125	
335 GERMANY		3608		39945	
344 ITALY				71	
347 JAPAN		206		738	
352 MEXICO				71	
354 NETHRLNDS		482		11761	
359 NORWAY				2950	
375 SWEDEN		7528		33413	
376 SWITZRLND		355		10244	
381 ALASKA		77		175	
400 U STATES		924428		8011863	
		1197172		9760604	
RHEOSTATS CONTROLLERS STARTERS					6156
100 U KINGDOM		54447		314377	
231 HONG KONG		786		1797	
305 AUSTRIA		704		1137	
318 DENMARK		199		4494	
327 FRANCE		1782		1782	
335 GERMANY W		215		2257	
375 SWEDEN				3255	
376 SWITZRLND		10995		89138	
400 U STATES		827384		5618442	
		896512		6036679	
SAD IRONS ELECTRIC AND PARTS					6157
100 U KINGDOM		9534		36712	
335 GERMANY W		191		765	
347 JAPAN		137		137	

IMPORTS INTO CANADA FOR CONSUMPTION

Articles and Countries from which Imported	MONTH OF JULY 1958		SEVEN MONTHS ENDED JULY 1958		Class Number	
	Quantities	Values (\$)	Quantities	Values (\$)		
384 P RICO		11817		11817		
400 U STATES		16485		227091		
SELFCONTAINED LIGHTING OUTFITS		38164		276522	6158	
100 U KINGDOM				236		
400 U STATES		1951		10001		
SOCKETS OUTLETS RECEPTACLES		1951		10237	6159	
100 U KINGDOM		54		2659		
335 GERMANY W				513		
354 NETHRLNDS				1523		
400 U STATES		131402		1011354		
SPARK PLUGS MAGNETOS IGNITION		131456		1016049	6160	
100 U KINGDOM		389		34547		
335 GERMANY W		400		9745		
347 JAPAN				1467		
376 SWITZRLND				520		
400 U STATES		39797		559535		
SWITCHES SWITCHBOARDS AND PTS		40586		605814	6161	
100 U KINGDOM		60033		607597		
305 AUSTRIA		1115		4014		
306 BELGIUM				1000		
327 FRANCE		9611		207974		
335 GERMANY W		36555		236436		
347 JAPAN		875		12107		
354 NETHRLNDS		80		1019		
375 SWEDEN		371		24512		
376 SWITZRLND		57270		885655		
384 P RICO				2146		
400 U STATES		628352		5216661		
SWITCHGEAR FOR MINES		794262		7199121	6162	
100 U KINGDOM		133		33996		
327 FRANCE				59		
400 U STATES		5007		55977		
TELEGRAPH APPARATUS AND PARTS		5140		90032	6163	
100 U KINGDOM		9817		137982		
234 AUSTRALIA		3678		8246		
318 DENMARK				960		
335 GERMANY W		70511		730589		
359 NORWAY				2997		
400 U STATES		117022		2313130		
TELEPHONE APPARATUS AND PARTS		201028		3193904	6164	
100 U KINGDOM		355960		2299874		
234 AUSTRALIA				9561		
305 AUSTRIA				2482		
306 BELGIUM				8412		
318 DENMARK		2800		12896		
327 FRANCE		8743		8743		
335 GERMANY W				7510		
344 ITALY				176314		
347 JAPAN		414		2912		
375 SWEDEN		10071		48816		
376 SWITZRLND				3905		
400 U STATES		661698		6588555		
TRANSFORMERS AND PARTS N O P		1039686		9169980	6165	
100 U KINGDOM		58580		1174029		
318 DENMARK				316		
327 FRANCE		9529		44815		
335 GERMANY W		6294		72383		
344 ITALY				1016		
347 JAPAN		595		3887		
354 NETHRLNDS		2561		9369		
375 SWEDEN		2379		122709		
376 SWITZRLND		19328		226735		
400 U STATES		423526		3413476		
RADIO TUBES		522792		5068735	6166	
100 U KINGDOM	NO	41130	23207	88232	88232	
327 FRANCE				2	178	
335 GERMANY W	3300	1836	5923	3472	3472	
347 JAPAN			2256	3218	3218	
354 NETHRLNDS	32296	11828	658873	222023	222023	
375 SWEDEN	950	2517	6749	28520	28520	
400 U STATES	327026	362050	3817946	4096172	4096172	
RADIO APPARATUS N O P		404702	401438	4579981	4441815	6167
100 U KINGDOM		361849		2306410	2306410	
305 AUSTRIA				1294	1294	
318 DENMARK		199		2319	2319	
327 FRANCE		76		397	397	
335 GERMANY W		19825		281056	281056	
344 ITALY				6212	6212	
347 JAPAN		10740		48338	48338	
354 NETHRLNDS		29401		243784	243784	
375 SWEDEN		7111		30488	30488	
381 ALASKA				54	54	
400 U STATES		2135383		16341298	16341298	
ELECTRIC DRY SHAVING MACHINES		2564584		19261650	19261650	6168
100 U KINGDOM	NO			4800	4800	

IMPORTS INTO CANADA FOR CONSUMPTION

Articles and Countries from which Imported	MONTH OF JULY 1958		SEVEN MONTHS ENDED JULY 1958		Class Number
	Quantities	Values (\$)	Quantities	Values (\$)	
335 GERMANY W	8	3981	1475	16887	
347 JAPAN			9044	17039	
354 NETHRLNDS	24	9043	71691	319728	
376 SWITZRLND	200	1230	298	2365	
384 P RICO	5532	28193	9066	43567	
400 U STATES	18138	183025	117075	1306465	
	23902	225472	208649	1710851	
ELECT STEAM GENERATORS AND PTS	NO				6169
100 U KINGDOM		824075	3	7029781	
375 SWEDEN			1	130824	
376 SWITZRLND				452835	
400 U STATES		7212	3	195821	
		831287	7	7809261	
ELECTRIC APPARATUS N O P					6170
100 U KINGDOM		106188		666444	
231 HONG KONG		1133		1284	
234 AUSTRALIA		52		5011	
305 AUSTRIA				786	
306 BELGIUM		97		904	
318 DENMARK		93		2903	
327 FRANCE		984		17269	
335 GERMANY W		6876		39541	
338 HAITI				200	
340 HUNGARY				361	
344 ITALY		177		1236	
347 JAPAN		4700		34450	
352 MEXICO		340		340	
354 NETHRLNDS		6828		79718	
375 SWEDEN		5649		32818	
376 SWITZRLND		52333		298300	
384 P RICO				5861	
400 U STATES		2678248		16676753	
		2863698		17864179	
ELECTRIC PRECISION INSTRUMENTS					6171
100 U KINGDOM		65246		498315	
207 UN SO AFR				145030	
225 TRINIDAD				17230	
305 AUSTRIA				591	
318 DENMARK		2935		25282	
327 FRANCE				2541	
335 GERMANY W		37352		79543	
344 ITALY				2229	
347 JAPAN		3185		18044	
354 NETHRLNDS		1208		50959	
376 SWITZRLND		2211		35431	
384 P RICO				407	
400 U STATES		1261105		10362708	
		1373242		11238310	
ELECTRIC OR GAS WELDING APP					6172
100 U KINGDOM		12318		65382	
305 AUSTRIA				94	
327 FRANCE		313		824	
335 GERMANY W		1467		12976	
344 ITALY				878	
354 NETHRLNDS				297	
375 SWEDEN				4882	
376 SWITZRLND		754		4880	
400 U STATES		616164		3226445	
		631016		3336658	
RADIO RECEIVING SETS	NO				6173
100 U KINGDOM	1416	34071	4448	114256	
305 AUSTRIA			309	8224	
306 BELGIUM			76	652	
318 DENMARK			1	171	
327 FRANCE			1	74	
335 GERMANY W	3319	131732	14380	651426	
340 HUNGARY			21	350	
347 JAPAN	15938	169959	63298	700866	
354 NETHRLNDS	2527	60820	6641	156813	
359 NORWAY	1	62	9	558	
375 SWEDEN	1	111	2	251	
381 ALASKA			1	60	
400 U STATES	5027	165680	30927	1007721	
	28229	562435	120114	2641422	
TELEVISION RECEIVING SETS	NO				6174
335 GERMANY W	5	1565	6	2079	
344 ITALY			1	50	
381 ALASKA			1	75	
400 U STATES	1254	163662	3919	502696	
	1259	165227	3927	504900	
RADIO SET PARTS					6175
100 U KINGDOM		163460		1132447	
327 FRANCE				3463	
335 GERMANY W		8260		68359	
347 JAPAN				154	
354 NETHRLNDS		9234		163592	
375 SWEDEN		18019		18993	
376 SWITZRLNO		2463		3238	
400 U STATES		341241		2002839	
		542677		3393085	
RADIO TUBE PARTS					6176
100 U KINGDOM		4576		38447	
305 AUSTRIA		444		444	
335 GERMANY W				395	
344 ITALY		1411		12223	
354 NETHRLNDS		4536		24204	

IMPORTS INTO CANADA FOR CONSUMPTION

Articles and Countries from which Imported	MONTH OF JULY 1958		SEVEN MONTHS ENDED JULY 1958		Class Number		
	Quantities	Values (\$)	Quantities	Values (\$)			
375 SWEDEN				511			
400 U STATES		395048		4027099			
SOUND EQUIPMENT N O P		406015		4103323			
100 U KINGDOM		17110		150247	6177		
231 HONG KONG				60			
234 AUSTRALIA		279		586			
305 AUSTRIA				176			
306 BELGIUM		193		912			
318 DENMARK				368			
327 FRANCE		572		572			
335 GERMANY W		5740		18902			
344 ITALY				383			
347 JAPAN		1706		17104			
354 NETHRLNDS		491		8684			
375 SWEDEN				283			
376 SWITZRLND				1509			
400 U STATES		147147		1508307			
TAPE RECORDERS AND PARTS		173238		1708093			
100 U KINGDOM	N0	11	1689	407	43613	6178	
305 AUSTRIA		1	188	17	1501		
335 GERMANY W		217	15849	748	65715		
347 JAPAN		4	325	24	1795		
354 NETHRLNDS		390	23774	1942	114847		
359 NORWAY		1	112	19	2522		
375 SWEDEN				8	1777		
376 SWITZRLND				8	2373		
400 U STATES		564	69167	9444	1066406		
LIGHTING FIXTURES GAS COAL OIL		1188	111104	12617	1300549		
100 U KINGDOM					21568	6181	
231 HONG KONG			436		5730		
305 AUSTRIA					268		
317 CZECHO S			280		810		
318 DENMARK					55		
327 FRANCE					236		
335 GERMANY W			214		4534		
344 ITALY					2476		
347 JAPAN			3209		12133		
354 NETHRLNDS			167		5838		
375 SWEDEN			713		1843		
376 SWITZRLND					59		
400 U STATES			7924		117109		
GAS MANTLES GAS BURNERS			12943		172659		
100 U KINGDOM					225	6182	
354 NETHRLNDS					85		
400 U STATES			749		19414		
GAS METERS AND PARTS			749		19724		
100 U KINGDOM			6072		116185	6183	
400 U STATES			182683		1056548		
PLATES CYLINDERS ENGRAVERS			188755		1172733		
100 U KINGDOM			272		4565	6191	
207 UN SO AFR					164		
234 AUSTRALIA					391		
327 FRANCE					153		
335 GERMANY W			318		1616		
354 NETHRLNDS					15803		
376 SWITZRLND					133		
400 U STATES			81378		586752		
PLATES PRINTING 2 COLOURS			81968		609577		
100 U KINGDOM			3234		13032	6192	
335 GERMANY W					454		
347 JAPAN					68		
354 NETHRLNDS					472		
376 SWITZRLND					671		
400 U STATES			18495		109211		
PLATES FOR PRINTING MUSIC			21729		123908		
354 NETHRLNDS					3107	6193	
400 U STATES			162		18323		
STEREOTYPES ELECTROTYPES N O P			162		18430		
400 U STATES	SG IN		1447	88313	13611	6194	
MATRICES FOR STEREOTYPES 475A			19634	88313	13611		
400 U STATES	SG IN		6698	97716	2948	6195	
STEREOTYPES FOR BOOKS			6698	97716	2948		
100 U KINGDOM	SG IN		3377	701	8659	1554	6196
305 AUSTRIA					2893	273	
327 FRANCE					705	69	
335 GERMANY W					16000	1175	
376 SWITZRLND					240	68	
400 U STATES			435967	24480	2635804	158409	
STEREOTYPES FOR ADVERTISEMENTS			439344	25181	2664301	161548	
100 U KINGDOM	SG IN				5609	1098	6197
335 GERMANY W					15150	209	
354 NETHRLNDS					119	140	
376 SWITZRLND					338	115	
400 U STATES			275303	8913	1683264	79112	
			275303	8913	1704480	80674	

IMPORTS INTO CANADA FOR CONSUMPTION

Articles and Countries from which Imported	MONTH OF JULY 1958		SEVEN MONTHS ENDED JULY 1958		Class Number
	Quantities	Values (\$)	Quantities	Values (\$)	
TYPE PRINTING CHASES QUOINS					6199
100 U KINGDOM		2085		12974	
231 HONG KONG		58		1508	
318 DENMARK				349	
335 GERMANY W		10189		29600	
354 NETHRLNDS				138	
400 U STATES		12896		108163	
		25228		152732	
PRINTG PLATES FOR PUBLICATIONS					6200
100 U KINGDOM		266		1390	
354 NETHRLNDS				100	
400 U STATES		35265		270878	
		35531		272368	
MOULDING MATERIAL ELECTROTYPE					6201
400 U STATES		6252		18809	
		6252		18809	
TUNGSTEN BEARING ORES					6208
	CWT				
308 BOLIVIA			1104	44547	
348 KOREA			560	20837	
372 SPAIN			66	3209	
400 U STATES			3045	127201	
			4775	195794	
CHROME ORE					6210
	CWT				
364 PHIL			440608	419758	
400 U STATES			37204	68614	
		34120	57810	477812	488372
		34120	57810	477812	488372
ANTIMONY OR REGULUS OF					6211
	LB				
100 U KINGDOM			40000	9544	
231 HONG KONG			22046	3869	
306 BELGIUM			58979	11374	
313 CHINA			50706	8780	
335 GERMANY W			6889	1330	
388 YUGO SLAV			44000	7868	
			222620	42865	
BISMUTH METALLIC NATURAL					6212
	LB				
335 GERMANY W			551	1106	
363 PERU			3986	7831	
400 U STATES			3280	6835	
			7817	15772	
COBALT ORE					6215
	CWT				
MANGANESE ORE					6216
	CWT				
100 U KINGDOM	25	194	899	13712	
207 UN SO AFR			60403	127110	
215 INDIA			50490	40206	
316 CUBA			74054	114174	
327 FRANCE			29	174	
352 MEXICO			26880	68161	
400 U STATES			163599	493291	
		124520	208263	376354	856828
		124545	208457	376354	856828
ORES OF METALS N O P					6217
	CWT				
100 U KINGDOM			22	77	
234 AUSTRALIA			196	1610	
352 MEXICO			3034	74712	
363 PERU			44279	255956	
400 U STATES			15329	109942	
		1521	6674	62860	442297
		1521	6674	62860	442297
MERCURY OR QUICKSILVER					6218
	LB				
100 U KINGDOM			15	187	
312 CHILE			1560	3940	
314 COLOMBIA			3770	10979	
352 MEXICO	28104	74643	68606	185020	
400 U STATES	371	1107	16762	51750	
		28475	75750	90713	251876
ANODES NICKEL COPPER PRECIOUS					6219
335 GERMANY W				296	
400 U STATES				25859	
		4685		26155	
		4685		26155	
ARTICLES FOR AGRIC IMPLEMENTS					6220
100 U KINGDOM		4887		6336	
400 U STATES		31045		284423	
		35932		290759	
ARTICLES FOR STORAGE BATTERIES					6221
400 U STATES		2460		99851	
		2460		99851	
BELLS FOR CHURCHES					6222
100 U KINGDOM		4030		13537	
327 FRANCE		7185		76397	
354 NETHRLNDS				25919	
376 SWITZRLND				3279	
400 U STATES		7670		64503	
		18885		183635	
BELLS AND GONGS N O P					6223
100 U KINGDOM				1621	
215 INDIA				212	
318 DENMARK				415	
335 GERMANY W		249		9169	
347 JAPAN				1193	
376 SWITZRLND				354	
400 U STATES		14820		112301	
		15069		125265	
SLIDE OR ZIPPER FASTENERS					6225
100 U KINGDOM		404		2275	
335 GERMANY W		141		935	
347 JAPAN				92	
400 U STATES		5290		41796	
		5835		45098	

IMPORTS INTO CANADA FOR CONSUMPTION

131

Articles and Countries from which Imported	MONTH OF JULY 1958		SEVEN MONTHS ENDED JULY 1958		Class Number
	Quantities	Values (\$)	Quantities	Values (\$)	
BUCKLES CLASPS EYELETS HOOKS					6226
100 U KINGDOM		8169		67387	
305 AUSTRIA				152	
317 CZECHO S				379	
327 FRANCE				174	
335 GERMANY W		5854		50503	
344 ITALY		715		3753	
347 JAPAN		1439		3280	
354 NETHRLNDS				201	
376 SWITZRLND				641	
400 U STATES		97557		951088	
		113734		1077558	
CAGES ANIMAL OF WIRE AND PARTS					6227
100 U KINGDOM		1963		18493	
306 BELGIUM		520		3095	
335 GERMANY W		3652		8405	
347 JAPAN		203		536	
354 NETHRLNDS				478	
400 U STATES		3496		39608	
		9834		70615	
CHRONOMETERS COMPASSES SHIPS					6228
100 U KINGDOM		7477		124459	
335 GERMANY W		30985		37428	
354 NETHRLNDS				464	
375 SWEDEN				198	
400 U STATES		5170		77202	
		43632		239751	
METAL ARTICLES FOR JEWELLERY					6229
100 U KINGDOM		990		12192	
231 HONG KONG				1609	
335 GERMANY W		3575		10092	
347 JAPAN				477	
400 U STATES		25031		219557	
		29596		243927	
ARTICLES FOR USE IN FISHERIES					6230
100 U KINGDOM		5366		21569	
318 DENMARK				774	
327 FRANCE				351	
347 JAPAN		4294		48973	
354 NETHRLNDS		1303		5011	
359 NORWAY		4309		11012	
366 PORTUGAL		483		4424	
372 SPAIN				118	
400 U STATES		14170		136470	
		29925		228702	
ARTICLES N O P FOR MFR SHIPS					6232
100 U KINGDOM		73159		2900031	
318 DENMARK		1855		2750	
334 ST PIERRE				1100	
335 GERMANY W		4015		66176	
347 JAPAN				291	
354 NETHRLNDS				13823	
359 NORWAY				3642	
375 SWEDEN		22962		179380	
381 ALASKA		116		116	
400 U STATES		340187		2279693	
		442294		5447002	
ELEMENTS FOR LAMP FILAMENTS					6233
305 AUSTRIA		1382		27494	
354 NETHRLNDS		1750		16871	
400 U STATES		63134		653113	
		66266		697478	
METAL PTS FOR COVERED BUTTONS					6234
400 U STATES		7961		44642	
		7961		44642	
NAILS TACKS BRASS OR COPPER					6235
100 U KINGDOM				1002	
335 GERMANY W				151	
400 U STATES		1207		17342	
		1207		18495	
PATTERNS OF METAL NOT MODELS					6236
400 U STATES		16503		71318	
		16503		71318	
UMBRELLA PARTS EXCEPT FABRIC					6237
100 U KINGDOM		130		958	
305 AUSTRIA				420	
327 FRANCE		527		1930	
335 GERMANY W		3711		17992	
344 ITALY				2577	
347 JAPAN		2343		13608	
376 SWITZRLND				285	
400 U STATES		21336		176964	
		28047		214734	
RIVETS BURRS BRASS OR COPPER					6238
100 U KINGDOM		119		1232	
335 GERMANY W		212		415	
400 U STATES		4616		82414	
		4947		84061	
SCREWS OF METAL N O P					6240
100 U KINGDOM		3799		26333	
306 BELGIUM		421		2835	
335 GERMANY W		768		6234	
347 JAPAN		230		1820	
375 SWEDEN		994		2106	
400 U STATES		4591		53497	
		10803		92825	

IMPORTS INTO CANADA FOR CONSUMPTION

Articles and Countries from which Imported	MONTH OF JULY 1958		SEVEN MONTHS ENDED JULY 1958		Class Number	
	Quantities	Values (\$)	Quantities	Values (\$)		
SHOE AND CORSET EYELETS HOOKS					6241	
100 U KINGDOM				1015		
327 FRANCE				426		
335 GERMANY W		1445		4964		
344 ITALY		4562		22599		
400 U STATES		12843		121232		
		18850		150236		
WIRE NON FERROUS COVERED					6247	
100 U KINGDOM		411973		2177517		
318 DENMARK				2055		
335 GERMANY W		9716		37247		
344 ITALY				686		
354 NETHRLNDS		238		2125		
376 SWITZRLND				116		
400 U STATES		248271		2134633		
		670198		4354379		
WIRE TINSEL FOR BRAIDS CORDS					6248	
335 GERMANY W		7254		46056		
400 U STATES		2906		20896		
		10160		66952		
WIRE STRANDED NON FERROUS					6249	
100 U KINGDOM		878		15393		
335 GERMANY W		181		2174		
354 NETHRLNDS				254		
376 SWITZRLND				731		
400 U STATES		16270		97478		
		17329		116030		
WIRE NON FERROUS N O P					6250	
100 U KINGDOM		15428		75812		
327 FRANCE		102		344		
335 GERMANY W		970		2953		
375 SWEDEN		1724		22682		
400 U STATES		37091		278612		
		55315		380403		
NON FERROUS METALS AND PRODUCT					6251	
100 U KINGDOM		36205		293333		
207 UN SO AFR				733		
305 AUSTRIA				118		
306 BELGIUM				834		
314 COLOMBIA				5002		
318 DENMARK				78		
327 FRANCE				540		
335 GERMANY W		414		10497		
347 JAPAN		90		2596		
352 MEXICO				8138		
354 NETHRLNDS		1834		7306		
375 SWEDEN		427		1043		
376 SWITZRLND		191		463		
400 U STATES		340579		3370578		
		379740		3701259		
PARTS FOR MFR OF SHUTTLES						6252
335 GERMANY W				57		
400 U STATES		2150		40999		
		2150		41056		
HINGES FOR JEWELLERY BOXES					6253	
400 U STATES		6760		26328		
		6760		26328		
MATERIALS FOR MFR MINING MACH					6254	
400 U STATES		1167		19330		
		1167		19330		
METAL POWDER FRICTION MATERIAL					6256	
400 U STATES		620		8947		
		620		8947		
RESIDUES NON FERROUS					6257	
100 U KINGDOM	CWT	1879	15205	9550		79906
400 U STATES		2132	38856	18101		367535
		4011	54061	27651	447441	
TUNGSTEN CARBIDE INSERTS					6258	
100 U KINGDOM				224		
207 UN SO AFR		97953		294544		
335 GERMANY W				234		
339 HONDURAS				416		
375 SWEDEN		53918		250117		
400 U STATES		15310		198487		
		167181		744022		
TUNGSTEN CARBIDE TIPS BLANKS					6259	
100 U KINGDOM		174		741		
305 AUSTRIA		259		628		
335 GERMANY W		932		1243		
366 PORTUGAL				124		
375 SWEDEN		1198		28472		
400 U STATES		2782		23207		
		5345		54415		
CIGARETTE LIGHTERS					6260	
100 U KINGDOM	DOZ	17	152	110		1007
231 HONG KONG		75	185	125		369
305 AUSTRIA		4224	12591	15038		32441
327 FRANCE				6		132
335 GERMANY W		1079	7532	5495		33041
347 JAPAN		20038	44748	127423		278282
375 SWEDEN				83		427
376 SWITZRLND		5	203	72		4597
400 U STATES		1210	5767	4452		32025
		26648	71178	152804		382321

IMPORTS INTO CANADA FOR CONSUMPTION

Articles and Countries from which Imported	MONTH OF JULY 1958		SEVEN MONTHS ENDED JULY 1958		Class Number
	Quantities	Values (\$)	Quantities	Values (\$)	
<u>GROUP 7</u>					
<u>NON METALLIC MINERALS</u>					
ASBESTOS PACKING	LB				7001
100 U KINGDOM	15630	9888	106277	68504	
400 U STATES	8075	9868	70363	86160	
	23705	19756	176640	154664	
ASBESTOS BRAKE LINING FOR AUTO					7002
100 U KINGDOM		11848		56354	
335 GERMANY W				4810	
360 ISRAEL				1768	
400 U STATES		41899		241370	
		53747		304302	
ASBESTOS MANUFACTURES N O P					7003
100 U KINGDOM		100035		480653	
207 UN SO AFR				42534	
306 BELGIUM		48940		57988	
327 FRANCE		1181		1181	
344 ITALY				3684	
376 SWITZRLND				144	
400 U STATES		262330		1290659	
		412486		1876843	
ASBESTOS CLUTCH FACINGS AUTO					7004
100 U KINGDOM		219		340	
335 GERMANY W		381		1872	
400 U STATES		28279		182626	
		28879		184838	
BRAKE LININGS AND FACINGS NOP					7005
100 U KINGDOM		1129		4736	
400 U STATES		3944		60465	
		5073		65201	
CHINA CLAY GROUND	CWT				7011
100 U KINGDOM	86226	61434	518246	384863	
400 U STATES	127957	104046	1027329	941862	
	214183	165480	1545575	1326725	
FIRE CLAY GROUND	CWT				7012
100 U KINGDOM	7101	4045	10790	7273	
400 U STATES	132786	34712	694891	257002	
	139887	38757	705681	264275	
PIPE CLAY GROUND	CWT				7013
400 U STATES	10362	1349	16362	1858	
	10362	1349	16362	1858	
CLAYS N O P GROUND					7014
100 U KINGDOM				76	
400 U STATES		31721		260889	
		31721		260965	
ZIRCONIUM SILICATE					7015
234 AUSTRALIA		4943		17601	
400 U STATES		8804		78315	
		13747		95916	
ZIRCONIUM OXIDE					7016
400 U STATES		2773		14898	
		2773		14898	
SAGGARS FOR CERAMIC PRODUCTS					7017
400 U STATES		579		31133	
		579		31133	
ACTIVATED CLAY TO REFINE OILS					7018
335 GERMANY W				2470	
400 U STATES		53175		638874	
		53175		641344	
GROG FOR REFRACTORY MATERIALS	TON				7019
400 U STATES	629	22853	4457	151126	
	629	22853	4457	151126	
BRICK BUILDING	TON				7021
100 U KINGDOM	14	370	14	370	
400 U STATES	10344	243085	48818	1113723	
	10358	243455	48832	1114093	
BRICK FIRE CHROME					7022
400 U STATES		17301		252970	
		17301		252970	
BRICK FIRE MAGNESITE					7023
100 U KINGDOM				18429	
335 GERMANY W				19031	
400 U STATES		36372		246327	
		36372		283787	
BRICK FIRE 90 PER CENT SILICA					7024
335 GERMANY W		17290		29082	
400 U STATES		113135		814805	
		130425		843887	
BRICK FIRE 100 DOL THOUSAND					7025
335 GERMANY W		729		13279	
400 U STATES		59867		525731	
		60596		539010	
BRICK FIRE FURNACE OR KILN					7026
100 U KINGDOM		39118		52023	
335 GERMANY W		9755		9755	
400 U STATES		356599		2337758	
		405472		2399536	
BRICK FIRE N O P					7027
100 U KINGDOM		36954		152434	
318 DENMARK		9715		45668	
335 GERMANY W		656		3504	

IMPORTS INTO CANADA FOR CONSUMPTION

Articles and Countries from which Imported		MONTH OF JULY 1958		SEVEN MONTHS ENDED JULY 1958		Class Number
		Quantities	Values (\$)	Quantities	Values (\$)	
	400 U STATES		185017		1428257	
BRICK PAVING			232342		1629863	
	400 U STATES	TON				7028
		109	1679	1077	16727	
BUILDING BLOCKS	BUILDING TILE	109	1679	1077	16727	
	100 U KINGDOM		1331		80014	7029
	306 BELGIUM		10475		18486	
	400 U STATES		104603		552855	
			116409		651355	
DRAIN PIPES SEWER	PIPES N O P					7030
	100 U KINGDOM		9207		22518	
	327 FRANCE		2253		5882	
	400 U STATES		12377		152722	
			23837		181122	
TILES FOR MOSAIC	FLOORING					7032
	100 U KINGDOM		2265		30963	
	335 GERMANY W				754	
	344 ITALY		427		19852	
	347 JAPAN		12841		110593	
	372 SPAIN				3878	
	400 U STATES		4040		24538	
			19573		190578	
EARTHENWARE TILES	FOR ROOFING					7033
	400 U STATES		51		1427	
			51		1427	
TILES EARTHENWARE	N O P					7034
	100 U KINGDOM		92556		548913	
	306 BELGIUM				6851	
	317 CZECHO S		10455		33343	
	327 FRANCE		2375		3384	
	335 GERMANY W		1667		31360	
	344 ITALY		951		8575	
	347 JAPAN		18896		101002	
	352 MEXICO				959	
	354 NETHRLNDS				100	
	372 SPAIN		7047		44762	
	400 U STATES		29363		129199	
			163310		908448	
CHINA AND PORCELAIN	WARE N O P					7043
	100 U KINGDOM		1407		14884	
	231 HONG KONG				405	
	327 FRANCE		931		1557	
	335 GERMANY W		51		1035	
	344 ITALY				337	
	347 JAPAN		540		3133	
	390 GERMANY E				492	
	400 U STATES		1046		12265	
			3975		34108	
DEMIJOHNS CHURNS	CROCKS N O P					7045
	100 U KINGDOM				259	
	335 GERMANY W				52	
	347 JAPAN				214	
	400 U STATES		4288		17445	
			4288		17970	
TABLEWARE OF CHINA	PORCELAIN					7046
	100 U KINGDOM		1052286		6571534	
	220 BERMUOA		132		993	
	223 BARBAOOS				151	
	231 HONG KONG		1888		8863	
	234 AUSTRALIA				473	
	305 AUSTRIA		192		628	
	306 BELGIUM		183		2092	
	317 CZECHO S				530	
	318 DENMARK		1919		15217	
	326 FINLAND		350		533	
	327 FRANCE		3046		26810	
	335 GERMANY W		18142		122627	
	340 HUNGARY				195	
	344 ITALY		11189		29449	
	347 JAPAN		76545		556749	
	354 NETHRLNDS		250		1765	
	359 NORWAY				1093	
	360 ISRAEL				50	
	366 PORTUGAL				1639	
	372 SPAIN		166		831	
	375 SWEDEN		1346		2619	
	376 SWITZRLND		694		1241	
	390 GERMANY E		1224		4434	
	400 U STATES		161415		1040791	
			1330967		8391307	
STONEWARE EARTHENWARE	N O P					7047
	100 U KINGDOM		35700		232243	
	231 HONG KONG		794		4822	
	234 AUSTRALIA				73	
	305 AUSTRIA		595		595	
	306 BELGIUM		1706		3740	
	317 CZECHO S				171	
	318 DENMARK		3498		12306	
	326 FINLAND				455	
	327 FRANCE		3526		8011	
	335 GERMANY W		22851		87649	
	336 GREECE				492	
	340 HUNGARY				984	
	344 ITALY		14041		55387	
	347 JAPAN		66188		348882	

IMPORTS INTO CANADA FOR CONSUMPTION

135

Articles and Countries from which Imported	MONTH OF JULY 1958		SEVEN MONTHS ENDED JULY 1958		Class Number
	Quantities	Values (\$)	Quantities	Values (\$)	
352 MEXICO		158		984	
354 NETHRLNDS		1840		11213	
359 NORWAY		1852		2872	
360 ISRAEL				199	
366 PORTUGAL		70		315	
372 SPAIN		199		2336	
375 SWEDEN		7251		13729	
376 SWITZRLND		427		2114	
384 P RICO				398	
390 GERMANY E		297		856	
400 U STATES		45486		433537	
		206479		1224363	
CHEMICAL STONEWARE ACID RESIST					7048
100 U KINGDOM		787		7263	
400 U STATES		13850		84871	
		14637		92134	
PORCELAIN RUBBER GLOVE FORMS					7049
400 U STATES		299		8002	
		299		8002	
ARTIFICIAL TEETH NOT MOUNTED					7051
100 U KINGDOM		564		3083	
225 TRINIDAD		4463		30225	
327 FRANCE		126		126	
335 GERMANY W		17275		45018	
344 ITALY				610	
347 JAPAN				590	
354 NETHRLNDS		390		698	
376 SWITZRLND		5001		79434	
400 U STATES		105612		683461	
		133431		843245	
BATHS BATHTUBS BASINS ETC NOP					7052
100 U KINGDOM		158718		691275	
326 FINLAND		6272		6272	
335 GERMANY W		7217		25560	
344 ITALY		7846		25873	
347 JAPAN		19936		126311	
359 NORWAY		2740		11428	
400 U STATES		236154		1753043	
		438883		2639762	
CRUCIBLES N O P AND COVERS					7053
100 U KINGDOM		159		6959	
327 FRANCE				54	
335 GERMANY W				1482	
400 U STATES		3657		41610	
		3816		50105	
INSULATORS ELECTRIC PORCELAIN					7055
100 U KINGDDM		8545		98837	
327 FRANCE				715	
335 GERMANY W				1398	
347 JAPAN				101209	
376 SWITZRLND				2490	
400 U STATES		19065		266542	
		27610		471191	
MANUFACTURES OF CLAY N O P					7056
100 U KINGDDM		4485		15122	
215 INDIA		3181		6926	
306 BELGIUM				492	
318 DENMARK				4073	
335 GERMANY W				12248	
400 U STATES		55193		413826	
		62859		452687	
BRIQUETTES OF COAL OR COKE	TON				7060
400 U STATES	1596	17482	19857	263763	
	1596	17482	19857	263763	
ANTHRACITE SCREENINGS	TON				7061
400 U STATES	1224	6167	3037	16138	
	1224	6167	3037	16138	
ANTHRACITE DOMESTIC SIZES	TON				7062
100 U KINGDDM	7694	146062	21347	369640	
400 U STATES	87450	1091146	543888	7302073	
	95144	1237208	565235	7671713	
ANTHRACITE SMALLER SIZES N O P	TON				7063
100 U KINGDDM	2250	32579	10222	148085	
400 U STATES	35398	303230	167999	1606170	
	37648	335809	178221	1754255	
COAL BITUMINOUS SUB BITUMINOUS	TON				7064
400 U STATES	972110	5114920	6797821	36575509	
	972110	5114920	6797821	36575509	
COAL LIGNITE	TON				7065
400 U STATES	34	153	264	1265	
	34	153	264	1265	
COAL EXWAREHOUSED SHIPS STORES	TON				7066
400 U STATES	44830	232942	137673	724463	
	44830	232942	137673	724463	
COAL DUST AND COAL N O P	TON				7067
400 U STATES	161	3049	2093	35636	
	161	3049	2093	35636	
BENZOL	GAL				7070
380 USSR			991914	309193	
400 U STATES	602042	209710	2042362	735394	
	602042	209710	3034276	1044587	
COAL TAR CRUDE	GAL				7071
100 U KINGDOM	3439	773	132638	31638	
400 U STATES	8171	2187	297759	56509	
	11610	2960	430397	88147	

IMPORTS INTO CANADA FOR CONSUMPTION

Articles and Countries from which Imported	MONTH OF JULY 1958		SEVEN MONTHS ENDED JULY 1958		Class Number			
	Quantities	Values (\$)	Quantities	Values (\$)				
COAL PITCH	100 U KINGDOM	CWT 75090	129190	221259	375357	7072		
	400 U STATES	68892	140002	597322	1202420			
		143982	269192	818581	1577777			
CARBOLIC OR HEAVY OIL	100 U KINGDOM	GAL 609	310	474100	109581	7073		
	234 AUSTRALIA			5400	1321			
	400 U STATES	124842	20426	757984	141702			
		125451	20736	1237484	252604			
COKE PETROLEUM	400 U STATES	TON 29325	458312	173622	2268915	7074		
		29325	458312	173622	2268915			
COKE N O P	100 U KINGDOM	TON 21	738	63	2144	7077		
	400 U STATES	32380	520451	174022	2952539			
		32401	521189	174085	2954683			
DECANTERS AND TUMBLERS	100 U KINGDOM		78		1557	7079		
	306 BELGIUM		160		1958			
	317 CZECHO S		461		659			
	318 DENMARK		230		466			
	327 FRANCE		715		8205			
	335 GERMANY W		2601		3139			
	340 HUNGARY				1338			
	347 JAPAN		804		3109			
	354 NETHRLNDS				134			
	375 SWEDEN		252		336			
	400 U STATES		34554		318181			
			39855		339082			
	LAMP CHIMNEYS	335 GERMANY W		1311			2096	7080
400 U STATES			6157		33454			
			7468		35550			
GLASS PLATES FOR OPTICAL MFR	100 U KINGDOM				1454	7081		
	335 GERMANY W		527		4888			
	400 U STATES		59071		310381			
			59598		316723			
GLASS CARBOYS BOTTLES JARS	100 U KINGDOM		33175		455025	7082		
	231 HONG KONG				814			
	305 AUSTRIA		255		371			
	306 BELGIUM		1280		1652			
	317 CZECHO S		719		3723			
	318 DENMARK		134		1172			
	326 FINLAND				232			
	327 FRANCE		1293		21131			
	335 GERMANY W		2675		21413			
	344 ITALY		11362		24730			
	347 JAPAN		805		16371			
	375 SWEDEN		381		2045			
	376 SWITZRLND				478			
	400 U STATES		736074		3361092			
			788153		3910249			
	GLASS TABLEWARE CUT GLASS NOP	100 U KINGDOM		49467			213220	7083
		220 BERMUDA					114	
305 AUSTRIA			665		1148			
306 BELGIUM			21747		87159			
317 CZECHO S			46662		207974			
318 DENMARK			2261		10100			
326 FINLAND			273		1084			
327 FRANCE			10418		54435			
335 GERMANY W			63102		299024			
340 HUNGARY			7488		22530			
344 ITALY			9126		37789			
347 JAPAN			11371		75838			
352 MEXICO					85			
354 NETHRLNDS			3838		14137			
359 NORWAY			701		701			
365 POLAND			3597		12120			
366 PORTUGAL			1425		1781			
372 SPAIN					53			
375 SWEDEN			12736		47962			
389 IRELAND		387		3451				
390 GERMANY E		1393		4799				
400 U STATES		161133		987673				
		407790		2083177				
LAMP BULBS AND TUBING FOR	100 U KINGDOM				1922	7084		
	335 GERMANY W				1014			
	354 NETHRLNDS				880			
	400 U STATES		134514		1509730			
			134514		1513546			
GLASS SHADES OR GLOBES	100 U KINGDOM				3191	7085		
	327 FRANCE		591		1095			
	335 GERMANY W				337			
	344 ITALY		256		464			
	400 U STATES		10335		87571			
			11182		92658			
LENSES GLASS N O P	100 U KINGDOM		266		1461	7086		
	305 AUSTRIA				124			
	327 FRANCE		241		1240			
	335 GERMANY W		3347		20490			

IMPORTS INTO CANADA FOR CONSUMPTION

137

Articles and Countries from which Imported	MONTH OF JULY 1958		SEVEN MONTHS ENDED JULY 1958		Class Number
	Quantities	Values (\$)	Quantities	Values (\$)	
347 JAPAN				350	
400 U STATES		18047		152283	
FRESNEL TYPE LENSES GLOBES		21901		175948	7087
100 U KINGDOM				532	
400 U STATES		10461		65696	
MOULDED SHAPES FOR ELECT FIXT		10461		66228	7088
100 U KINGDOM		750		19402	
305 AUSTRIA				6641	
317 CZECHO S		4234		28673	
318 DENMARK		189		189	
335 GERMANY W		10617		37352	
344 ITALY				65	
354 NETHRLNDS		2510		22677	
375 SWEDEN				187	
400 U STATES		101779		885903	
HEAT RESISTING GLASSWARE		120079		1001089	7089
100 U KINGDOM		18812		104901	
305 AUSTRIA				500	
306 BELGIUM				82	
317 CZECHO S		70		1125	
335 GERMANY W		2449		8760	
400 U STATES		236386		2685609	
SHEET GLASS OVER 34 OZ SQ FT	SQ FT				7090
100 U KINGDOM	77492	21284	389790	112873	
306 BELGIUM	344203	84038	1600628	427843	
317 CZECHO S	18000	1597	87310	14725	
327 FRANCE	26415	6185	337198	78151	
335 GERMANY W	161731	36841	1132758	260989	
347 JAPAN	2100	350	36085	5944	
354 NETHRLNDS			1640	1116	
372 SPAIN	1990	519	2982	804	
390 GERMANY E			18000	2267	
400 U STATES	111508	39124	625549	225802	
SHEET GLASS TRANSPRT TO 34 OZ	SQ FT				7091
100 U KINGDOM	803385	63955	5450209	499642	
306 BELGIUM	1653323	169080	8988184	971561	
313 CHINA			12200	625	
317 CZECHO S	1285194	53026	4856470	196542	
327 FRANCE	399559	31955	2584694	238266	
335 GERMANY W	1098323	112790	5661394	512209	
347 JAPAN	312000	18946	2556769	152460	
354 NETHRLNDS	14000	1564	14000	1564	
365 POLAND	130000	2270	770000	17118	
370 ROUMANIA			42000	1597	
372 SPAIN	11963	1234	18318	1840	
380 USSR	561500	23539	1362800	58595	
390 GERMANY E	579500	26335	1725100	81570	
400 U STATES			3730	836	
PLATE GLASS NOT OVER 7 SQ FT	SQ FT				7093
100 U KINGDOM	10764	4621	206773	81591	
306 BELGIUM	20458	7740	56623	23636	
327 FRANCE	5955	2330	58197	22445	
335 GERMANY W	10046	5317	10046	5317	
400 U STATES	22801	11930	100261	47036	
PLATE GLASS 7 TO 25 SQ FT	SQ FT				7094
100 U KINGDOM	70024	31938	431900	180025	
306 BELGIUM	207200	88196	2770613	1077525	
317 CZECHO S	36869	18140	219267	110045	
327 FRANCE	24841	12671	272	219	
335 GERMANY W	776	400	141539	70788	
354 NETHRLNDS			57772	32304	
400 U STATES	236281	110105	1087	926	
PLATE GLASS N O P	SQ FT				7095
100 U KINGDOM	505967	229512	3885646	1643261	
306 BELGIUM	179421	95689	1567992	839018	
317 CZECHO S	123806	64944	788098	416832	
327 FRANCE	5386	2091	5386	2091	
335 GERMANY W	20045	11917	190801	100871	
354 NETHRLNDS	30525	17449	226522	119593	
400 U STATES			1091	731	
LAMINATED GLASS SHEETS	SQ FT				7097
100 U KINGDOM	1510124	668213	6567711	2959069	
306 BELGIUM	1869307	860303	9347601	4438205	
335 GERMANY W					
400 U STATES					
GLASS SHEETS WIRED	SQ FT				7099
100 U KINGDOM	29169	14580	218191	111265	
306 BELGIUM	1996	974	14274	17351	
335 GERMANY W	11587	6460	65694	34654	
400 U STATES	353	898	5760	10051	
GLASS CAST AND SHEET GLASS NOP	SQ FT				7100
100 U KINGDOM	43105	22912	303919	173321	
306 BELGIUM	48339	16546	485640	171035	
327 FRANCE	37282	7025	96685	18545	
335 GERMANY W	16010	2300	74030	9606	
354 NETHRLNDS	39235	23435	16186	4814	
365 POLAND	7580	599	99505	58714	
400 U STATES	8539	4045	17781	1191	
GLASS CAST AND SHEET GLASS NOP	SQ FT				7100
100 U KINGDOM	156985	53950	804888	273617	
100 U KINGDOM	9194	3041	106563	22468	

IMPORTS INTO CANADA FOR CONSUMPTION

Articles and Countries from which Imported	MONTH OF JULY 1958		SEVEN MONTHS ENDED JULY 1958		Class Number
	Quantities	Values (\$)	Quantities	Values (\$)	
306 BELGIUM	315	179	19795	7149	
327 FRANCE			1100	150	
335 GERMANY W	4702	782	10705	3983	
400 U STATES	3547	1424	27114	8415	
	17758	5426	165277	42165	
ORNAMENTAL COLOURED GLASS	SQ FT				7111
100 U KINGDOM M	16754	15477	137641	51791	
306 BELGIUM	9083	5810	45253	12437	
317 CZECHO S	4205	2206	16205	8128	
327 FRANCE	746	171	1816	4193	
335 GERMANY W	1315	579	20890	16262	
354 NETHRLNDS			2258	1263	
400 U STATES	16050	11880	79442	70462	
	48153	36123	303505	164536	
PAINTED OBSCURED WHITE GLASS	SQ FT				7112
100 U KINGDOM M	184976	30016	1282995	210718	
306 BELGIUM	138501	20918	741524	106180	
317 CZECHO S	39200	1846	53200	2488	
327 FRANCE	28343	1718	155555	12997	
335 GERMANY W	10156	4536	99497	23982	
347 JAPAN	28000	2129	79500	5719	
354 NETHRLNDS			686	524	
400 U STATES	65682	20091	484428	161691	
	494858	81254	2897385	524299	
STAINED OR ORNAMENTAL WINDOWS					7113
100 U KINGDOM M		4140		20770	
305 AUSTRIA				1237	
306 BELGIUM		3363		5805	
327 FRANCE		12174		53660	
335 GERMANY W		61		2175	
344 ITALY		250		250	
354 NETHRLNDS				574	
365 POLAND				1176	
389 IRELAND				1157	
400 U STATES		3926		6005	
		23914		92809	
MIRRORS OF GLASS FRAMED OR NOT					7114
100 U KINGDOM M		13510		88871	
231 HONG KONG				58	
305 AUSTRIA				117	
306 BELGIUM		20950		171639	
318 DENMARK				473	
327 FRANCE				65	
335 GERMANY W		3388		29121	
344 ITALY		597		4865	
347 JAPAN		3382		29100	
354 NETHRLNDS				9037	
375 SWEDEN		587		709	
400 U STATES		41601		511376	
		84015		845431	
GLASS BALLS FOR FIBRES OR YARN					7120
100 U KINGDOM M				37189	
400 U STATES		29726		152739	
		29726		189928	
GLASS TO BE CUT OR MOUNTED					7121
100 U KINGDOM M				274	
306 BELGIUM		5581		58102	
317 CZECHO S		276		4232	
327 FRANCE		325		1296	
335 GERMANY W		7388		40795	
340 HUNGARY				2725	
375 SWEDEN		683		683	
400 U STATES		27001		176439	
		41254		284546	
GLASS BLANKS FOR REFLECTORS					7122
400 U STATES		23100		134771	
		23100		134771	
BEADS FOR MFR IMITATION PEARLS					7123
305 AUSTRIA				1629	
400 U STATES		1096		20192	
		1096		21821	
ARTIFICIAL EYES CONTACT LENSES					7124
327 FRANCE				110	
335 GERMANY W				120	
400 U STATES		1993		8553	
		1993		8783	
PHOTOGRAPHIC DRY PLATES					7125
100 U KINGDOM M		5342		31700	
306 BELGIUM				3710	
400 U STATES		5830		62877	
		11172		98287	
SPECTACLES EYE GLASS LENSES					7126
100 U KINGDOM M		1132		5500	
305 AUSTRIA		233		41481	
327 FRANCE		3248		54489	
335 GERMANY W		7486		41395	
344 ITALY		833		98590	
347 JAPAN		4018		49445	
400 U STATES		15383		382434	
		32333		680334	
MANUFACTURES OF GLASS N O P					7127
100 U KINGDOM M		10726		53464	
231 HONG KONG		6713		47965	
305 AUSTRIA		260		7818	
306 BELGIUM		59308		302730	
317 CZECHO S		7824		27209	

IMPORTS INTO CANADA FOR CONSUMPTION

Articles and Countries from which Imported	MONTH OF JULY 1958		SEVEN MONTHS ENDED JULY 1958		Class Number
	Quantities	Values (\$)	Quantities	Values (\$)	
318 DENMARK		233		5101	
326 FINLAND		126		591	
327 FRANCE		8558		29003	
335 GERMANY W		20908		112052	
344 ITALY		9653		64284	
347 JAPAN		3592		24054	
352 MEXICO				484	
354 NETHRLNDS		159		1648	
366 PORTUGAL		105		105	
375 SWEDEN		4235		19047	
376 SWITZRLND		204		1291	
390 GERMANY E				183	
400 U STATES		163440		1241197	
		296044		1938226	
GLASS WOOL OR FIBRE GLASS	LB				7128
100 U KINGDOM			2565	738	
400 U STATES	319299	107675	1088433	476286	
	319299	107675	1090998	477024	
GLASS BLOCKS					7129
317 CZECHO S		2890		10609	
352 MEXICO		3169		12999	
400 U STATES		89915		342420	
		95974		366028	
PLUMBAGO NOT GROUND OR MFRD					7131
100 U KINGDOM				201	
203 B E AFR				346	
327 FRANCE				209	
333 MADAGASCAR				138	
335 GERMANY W				62	
352 MEXICO		4561		20246	
400 U STATES		1214		17633	
		5775		38835	
CRUCIBLES PLUMBAGO AND COVERS					7132
100 U KINGDOM		11546		38992	
400 U STATES		7258		62810	
		18804		101802	
PLUMBAGO GROUND AND MFRS NOP					7133
100 U KINGDOM		7152		30546	
305 AUSTRIA		208		208	
335 GERMANY W		3674		12142	
354 NETHRLNDS				57	
376 SWITZRLND				135	
400 U STATES		53137		495822	
		64171		538910	
MICA UNMANUFACTURED	CWT				7138
100 U KINGDOM			1	400	
215 INDIA			2583	132720	
309 BRAZIL			7	556	
400 U STATES	630	2130	2204	18573	
	630	2130	4795	152249	
MICA MANUFACTURES OF					7139
100 U KINGDOM		872		18505	
335 GERMANY W				56	
352 MEXICO		939		1787	
400 U STATES		27844		225665	
		29655		246013	
ASPHALTUM OR ASPHALT	CWT				7141
100 U KINGDOM	57	314	101	571	
318 DENMARK	22	167	22	167	
400 U STATES	33003	65067	182611	368263	
	33082	65548	182734	369001	
ASPHALTUM OIL FDR PAVING	GAL				7143
400 U STATES	128392	14795	262446	30451	
	128392	14795	262446	30451	
OIL FOR CONCENTRATION OF ORES	GAL				7151
400 U STATES	20041	41674	109733	160323	
	20041	41674	109733	160323	
CRUDE PETROLEUM	M GAL				7153
303 ARABIA	114763	7451968	558706	36689209	
343 IRAQ			8545	619679	
387 VENEZUELA	272532	21232017	1463854	116127308	
400 U STATES			44930	4395685	
	387295	28683985	2076035	157831881	
PETROLEUM TOPS FOR REFINERS	GAL				7154
225 TRINIDAD	4861241	347141	32702283	2356030	
	4861241	347141	32702283	2356030	
FUEL OIL EXWARE SHIPS STORES	GAL				7156
AVIATION GASOLINE	GAL				7161
357 NETH ANT	690843	137999	4232108	838533	
381 ALASKA	103543	28152	515230	138794	
400 U STATES	4288568	838552	29916478	5965284	
	5082954	1004713	34663816	6942611	
KEROSENE N O P	GAL				7162
357 NETH ANT	3033489	312424	3033489	312424	
381 ALASKA	441	149	63935	14391	
400 U STATES	91404	15711	1853924	282171	
	3125334	328284	4951348	608986	
ENGINE DISTILLATE 8017 OR OVER	GAL				7163
400 U STATES	2695	363	19631	2673	
	2695	363	19631	2673	
GASOLINE UNDER 8236 SP G N O P	GAL				7164
357 NETH ANT	9582654	1195081	41704938	5250262	
381 ALASKA	251154	49905	1173630	242950	
400 U STATES	1905696	336787	12748422	2259732	
	11739504	1581773	55626990	7752944	

IMPORTS INTO CANADA FOR CONSUMPTION

Articles and Countries from which Imported	MONTH OF JULY 1958		SEVEN MONTHS ENDED JULY 1958		Class Number
	Quantities	Values (\$)	Quantities	Values (\$)	
CASINGHEAD GASOLINE BLENDING	GAL				7165
LUB OILS UNDER 25C PER GAL	GAL				7166
100 U KINGDOM			798	117	
400 U STATES	2124738	419863	9148171	1936314	
	2124738	419863	9148969	1936431	
PETRO LUB OILS 25C GAL OR OVER	GAL				7167
100 U KINGDOM	7000	6931	32437	29968	
327 FRANCE			21	126	
354 NETHRLNDS	7923	5722	19863	14304	
375 SWEDEN			40	55	
376 SWITZRLND	5	183	45	515	
381 ALASKA	26626	22362	49331	42899	
400 U STATES	3277686	1029298	10218194	4154407	
	3319240	1064496	10319931	4242274	
OILS MINERAL N O P	GAL				7168
100 U KINGDOM	1000	258	10117	2587	
354 NETHRLNDS			197	180	
400 U STATES	48779	63128	497492	592324	
	49779	63386	507806	595091	
STOVE OIL NO 1 FUEL OIL	GAL				7171
357 NETH ANT	4328991	434022	42871830	4471711	
381 ALASKA	1325	280	3361717	609719	
387 VENEZUELA			4095322	385624	
400 U STATES	45383	6808	11213073	1632356	
	4375699	441110	61541942	7099410	
LIGHT FUEL OILS NOS 2 AND 3	GAL				7172
357 NETH ANT	7105605	679247	40769022	4009909	
387 VENEZUELA	10182748	978468	12578780	1219584	
400 U STATES	17443390	1927827	42877460	4795152	
	34731743	3585542	96225262	10024645	
HEAVY FUEL OILS NOS 4 5 AND 6	GAL				7173
357 NETH ANT	6833493	411193	33263874	2090951	
387 VENEZUELA	3569582	221357	10458971	648296	
400 U STATES	12914488	840763	83019444	5554110	
	23317563	1473313	126742289	8293357	
DIESEL FUEL	GAL				7174
100 U KINGDOM			25078	3556	
335 GERMANY W			10422	1505	
354 NETHRLNDS	6994	931	17324	2304	
357 NETH ANT	2066620	195029	8138077	786990	
359 NORWAY	5910	787	5910	787	
381 ALASKA	92685	15232	1273540	207673	
387 VENEZUELA			94494	9501	
400 U STATES	358628	41698	10456635	1296885	
	2530837	253677	20021480	2309201	
PETROL GREASE LUBRICATING NOP	LB				7181
100 U KINGDOM	4616	1748	16355	5310	
335 GERMANY W			3940	790	
381 ALASKA	9571	1676	54761	8148	
400 U STATES	1567109	196514	9240886	1154335	
	1581296	199938	9315942	1169583	
PETROL JELLIES TOILET MEDICINE					7182
100 U KINGDOM				118	
400 U STATES		59550		466512	
		59550		466630	
PARAFFINE WAX	LB				7183
100 U KINGDOM	980	89	5460	504	
215 INDIA	700000	28943	1540000	67234	
400 U STATES	3379504	228599	23318136	1585364	
	4080484	257631	24863596	1653102	
CANDLES PARAFFINE WAX	LB				7184
100 U KINGDOM			64	129	
318 DENMARK			132	56	
327 FRANCE	90	198	90	198	
335 GERMANY W	4161	2513	5294	3031	
347 JAPAN	200	55	53228	11078	
372 SPAIN			84	195	
376 SWITZRLND			420	84	
389 IRELAND			4580	1603	
400 U STATES	23423	9891	79449	27165	
	27874	12657	143341	43539	
PRODUCTS OF PETROLEUM N O P	GAL				7185
100 U KINGDOM	200	104	740	317	
381 ALASKA	550	340	9603	4472	
400 U STATES	2078178	317345	10818680	2131171	
	2078928	317789	10829023	2135960	
LIQUEFIED PETROLEUM GASES	GAL				7186
100 U KINGDOM			3410	341	
327 FRANCE			35	138	
400 U STATES	605489	74410	12047313	1316562	
	605489	74410	12050758	1317041	
NAPHTHA INCL SOLVENT NAPHTHA	GAL				7187
100 U KINGDOM	216	609	472	1745	
335 GERMANY W	180	840	180	840	
381 ALASKA	1855	662	9407	3412	
400 U STATES	954861	213076	6828467	1531363	
	957112	215187	6838526	1537360	
ARTIFICIAL ABRASIVE GRAINS					7191
100 U KINGDOM				2448	
400 U STATES		136767		1002696	
		136767		1005144	
DIAMONDS BLACK BORT FOR BORERS	CARAT				7192
100 U KINGDOM	803	5496	55737	273501	
207 UN SO AFR	3325	16259	58873	290106	
221 B GUIANA			190	1800	

IMPORTS INTO CANADA FOR CONSUMPTION

141

Articles and Countries from which Imported		MONTH OF JULY 1958		SEVEN MONTHS ENDED JULY 1958		Class Number
		Quantities	Values (\$)	Quantities	Values (\$)	
224	JAMAICA	226	1497	226	1497	
306	BELGIUM			858	5134	
335	GERMANY			19	144	
400	U STATES	18619	101512	371867	2102106	
DIATOMACEOUS EARTH		22973	124764	487770	2674288	
		CWT				7193
318	DENMARK			653	723	
400	U STATES	39379	89707	321929	692658	
EMERY IN BULK		39379	89707	322582	693381	
						7194
335	GERMANY				269	
400	U STATES		18354		150354	
GRINDING WHEELS BONDED			18354		150623	
						7195
100	U KINGDOM		3478		23924	
305	AUSTRIA				380	
327	FRANCE		53		53	
335	GERMANY		3822		22811	
354	NETHERLANDS				1030	
359	NORWAY		764		17474	
375	SWEDEN		1037		3400	
376	SWITZERLAND				611	
400	U STATES		145541		1013495	
GRINDING STONES BLOCKS BONDED			154695		1083178	
						7196
100	U KINGDOM		275		1624	
306	BELGIUM				241	
335	GERMANY				4462	
344	ITALY		157		157	
375	SWEDEN				316	
400	U STATES		13881		157522	
GRINDSTONES 36 INCHES OR OVER			14313		164322	
						7198
400	U STATES	NO				
		9	277	33	377	
GRINDSTONES N O P		9	277	33	377	
						7199
100	U KINGDOM	NO				
400	U STATES	280	484	365	1141	
		3	97	229	2119	
PUMICE PUMICE STONE LAVA TUFFA		283	581	594	3260	
						7200
344	ITALY				3704	
400	U STATES		18323		153728	
COATED ABRASIVE PAPER CLOTH			18323		157432	
						7202
100	U KINGDOM		3129		4027	
335	GERMANY				3217	
359	NORWAY		606		1789	
365	POLAND				3295	
375	SWEDEN		118		118	
376	SWITZERLAND		89		540	
400	U STATES		69828		457739	
MFRS OF ABRASIVES N O P			73770		470725	
						7203
100	U KINGDOM		2262		11459	
306	BELGIUM		364		364	
335	GERMANY		240		5230	
344	ITALY		63		159	
376	SWITZERLAND				225	
400	U STATES		57565		299162	
BUILDING STONE N O P			60494		316599	
						7210
100	U KINGDOM	CWT				
400	U STATES	233	303	237	360	
		53474	54478	355421	332579	
GRANITE ROUGH		53707	54781	355658	332939	
						7215
309	BRAZIL				1233	
326	FINLAND		2357		12183	
359	NORWAY				1231	
375	SWEDEN		18700		106223	
400	U STATES		35285		97826	
GRANITE SAWN			56342		218696	
						7216
326	FINLAND				2907	
335	GERMANY				82	
375	SWEDEN				17320	
400	U STATES		5782		30162	
GRANITE MANUFACTURES			5782		50471	
						7218
100	U KINGDOM				207	
306	BELGIUM				1585	
326	FINLAND		13015		59156	
335	GERMANY				1652	
344	ITALY				4248	
375	SWEDEN		9476		43313	
400	U STATES		2444		52656	
GYPSUM			24935		162817	
						7221
100	U KINGDOM	TON		20	824	
352	MEXICO	12000	34224	64300	287809	
400	U STATES	67	331	230	4417	
LIME		12067	34555	64550	293050	
						7223
100	U KINGDOM	CWT		3494	2492	
400	U STATES	20831	13506	171137	107083	
		20831	13506	174631	109575	

IMPORTS INTO CANADA FOR CONSUMPTION

Articles and Countries from which Imported	MONTH OF JULY 1958		SEVEN MONTHS ENDED JULY 1958		Class Number
	Quantities	Values (\$)	Quantities	Values (\$)	
PLASTER OF PARIS WALL PLASTER	CWT				7224
100 U KINGDOM			175	263	
327 FRANCE	168	139	168	139	
335 GERMANY W	2625	4412	2675	4532	
344 ITALY			22	65	
400 U STATES	76387	76947	274321	333430	
	79180	81498	277361	338429	
CEMENT PORTLAND	CWT				7225
100 U KINGDOM	18194	24361	103153	103999	
306 BELGIUM	8647	12466	34238	49636	
318 DENMARK	110	169	11890	18900	
327 FRANCE	2839	3730	10582	17233	
335 GERMANY W	8751	14848	22516	42025	
400 U STATES	22285	29192	291288	369581	
	60826	84766	473667	601374	
CEMENT MANUFACTURES N O P					7226
100 U KINGDOM				29200	
327 FRANCE		9878		17129	
344 ITALY		836		1847	
375 SWEDEN				1397	
400 U STATES		107840		270755	
		118554		320328	
WHITE PORTLAND CEMENT CLINKER	CWT				7227
335 GERMANY W	26520	29704	53870	60536	
400 U STATES	136181	55259	269882	202577	
	162701	84963	323752	263113	
MARBLE ROUGH					7231
306 BELGIUM				4456	
344 ITALY		4965		11265	
366 PORTUGAL		1217		1217	
375 SWEDEN				1050	
400 U STATES		4420		6272	
		10602		24860	
MARBLE SAWN					7232
306 BELGIUM		18333		45014	
344 ITALY		19193		118782	
366 PORTUGAL				157	
400 U STATES		9487		149766	
		47013		313719	
MARBLE FOR TOMBSTONES					7233
400 U STATES		2039		22180	
		2039		22180	
MARBLE MANUFACTURES N O P					7234
100 U KINGDOM				177	
306 BELGIUM				22111	
327 FRANCE				142	
335 GERMANY W		885		3437	
344 ITALY		6661		44673	
366 PORTUGAL				2974	
400 U STATES		9027		35439	
		16573		108953	
MARBLE ORNAMENTAL FOR CHURCHES					7235
305 AUSTRIA				2099	
344 ITALY		7837		72778	
400 U STATES				1711	
		7837		76588	
ROOFING SLATE	sq				7241
100 U KINGDOM			10	462	
400 U STATES	46	1351	299	10290	
	46	1351	309	10752	
SLATE MANUFACTURES N O P					7243
100 U KINGDOM		5735		66685	
335 GERMANY W		59		333	
344 ITALY				947	
366 PORTUGAL		3990		7843	
390 GERMANY E				90	
400 U STATES		714		9831	
		10498		85729	
CURLING STONES AND HANDLES	PAIR				7254
100 U KINGDOM	140	5367	348	13669	
400 U STATES			16	202	
	140	5367	364	13871	
FELDSPAR	CWT				7256
400 U STATES	1896	1829	11072	11198	
	1896	1829	11072	11198	
FLINT AND GROUND FLINT STONE	CWT				7257
327 FRANCE			552	827	
400 U STATES	36	275	5360	8848	
	36	275	5912	9675	
FLUORSPAR	CWT				7258
100 U KINGDOM	452	672	2021	4052	
352 MEXICO	7408	14627	268093	286526	
400 U STATES	7167	16154	48263	106890	
	15027	31453	318377	397468	
MAG OX AND CARB FOR INSULATION	CWT				7261
100 U KINGDOM	302	2060	1496	10062	
400 U STATES	2600	10202	12030	47467	
	2902	12262	13526	57529	
PHOSPHATE ROCK	CWT				7263
306 BELGIUM			29127	79562	
400 U STATES	2439978	941021	7506007	3375150	
	2439978	941021	7535134	3454712	
SILICA SAND	CWT				7264
400 U STATES	999883	148011	6440275	1128788	
	999883	148011	6440275	1128788	

IMPORTS INTO CANADA FOR CONSUMPTION

Articles and Countries from which Imported	MONTH OF JULY 1958		SEVEN MONTHS ENDED JULY 1958		Class Number	
	Quantities	Values (\$)	Quantities	Values (\$)		
SAND AND GRAVEL N O P						
100 U KINGDOM	TON		1 650	2063	7265	
400 U STATES			87700	108619		
		42045	40985			
		42045	40985	89350	110682	
SILEX OR CRYSTALLIZED QUARTZ						
100 U KINGDOM	CWT		457	288	7266	
309 BRAZIL			8	7915		
400 U STATES		19252	7959	126205	86826	
		19252	7959	126670	95029	
STONE REFUSE						
344 ITALY	TON		50	500	7267	
400 U STATES			334	387		
			384	887		
TALC OR SOAPSTONE						
344 ITALY	CWT	2064	4547	6605	13803	7268
400 U STATES		25550	45328	180643	3111033	
		27614	49875	187248	324836	
WHITING GILDERS PARIS WHITE						
100 U KINGDOM	CWT	5029	3346	23906	20559	7269
327 FRANCE		1900	546	14921	4408	
400 U STATES		7352	16523	55842	125688	
		14281	20415	94669	150655	
STONE AND MANUFACTURES N O P						
100 U KINGDOM			295	1294	7270	
231 HONG KONG				531		
335 GERMANY W				1613		
344 ITALY		2615		10006		
400 U STATES		2694		25102		
		5604		38546		
ROOFING GRANULES						
400 U STATES	CWT	298721	315944	1289828	1353307	7271
		298721	315944	1289828	1353307	
STONE CRUSHED						
400 U STATES	TON	86550	123423	406712	593807	7272
		86550	123423	406712	593807	
QUARTZ PIEZO ELECTRIC						
100 U KINGDDM	LB			5	667	7273
309 BRAZIL				2851	15076	
400 U STATES		124	3977	589	25584	
		124	3977	3445	41327	
MAGNESIA DEAD BURNED SINTERED						
100 U KINGDOM	CWT	247	1047	1367	4832	7274
388 YUGO SLAV				71000	207480	
400 U STATES		8588	42883	90909	436704	
		8835	43930	163276	649016	
MAGNESIA CAUSTIC CALCINED						
100 U KINGDOM	CWT			457	1404	7275
215 INDIA		67	524	296	2360	
354 NETHRLNDS				220	717	
388 YUGO SLAV		220	567	220	567	
400 U STATES		4164	16471	15554	67432	
		4451	17562	16747	72480	
ELECTRIC DR BLAST FURNACE SLAG						
400 U STATES	CWT	43090	4837	172932	22339	7280
		43090	4837	172932	22339	
BARYTES						
335 GERMANY W	CWT	1100	1248	5959	7856	7281
400 U STATES		1350	3033	9853	25159	
		2450	4281	15812	33015	
CARBONS 3 TO 35 INCHES CIRCUM						
100 U KINGDOM			3701		58069	7282
327 FRANCE			783		8342	
347 JAPAN					307	
400 U STATES			38980		254375	
			43464		321093	
CARBONS OVER 35 INCHES CIRCUM						
100 U KINGDDM			191		86138	7283
327 FRANCE			21883		21883	
347 JAPAN					9373	
400 U STATES			40030		278690	
			62104		396084	
ELECTRIC LIGHT CARBONS N O P						
100 U KINGDOM	LB		254	599	813	7284
335 GERMANY W		1307	2133	17050	20835	
347 JAPAN				245	241	
400 U STATES		1571	5342	61664	57057	
		3061	7729	79558	78946	
CRAYONS						
100 U KINGDOM			583		1876	7285
317 CZECHO S					1643	
327 FRANCE			171		760	
335 GERMANY W			3969		22789	
347 JAPAN			1032		3008	
354 NETHRLNDS			340		857	
400 U STATES			60803		235341	
			66898		266274	
DIAMONDS UNSET						
100 U KINGDDM	CARAT	540	109815	4250	633225	7286
207 UN SD AFR		225	51183	416	98527	
221 B GUIANA		5	868	35	2624	
306 BELGIUM		4037	583830	17664	2484328	
327 FRANCE		39	5242	87	11633	
335 GERMANY W		5	443	112	10971	
344 ITALY				8	3175	
354 NETHRLNDS		636	98139	1588	253622	
360 ISRAEL		940	89954	5038	531567	

IMPORTS INTO CANADA FOR CONSUMPTION

Articles and Countries from which Imported	MONTH OF JULY 1958		SEVEN MONTHS ENDED JULY 1958		Class Number
	Quantities	Values (\$)	Quantities	Values (\$)	
387 VENEZUELA			1	512	
400 U STATES	828	118119	4899	740605	
FOUNDRY FACINGS OF ALL KINDS	7255	1057593	34098	4770789	7288
100 U KINGDOM				717	
335 GERMANY W		5973		621	
400 U STATES		5973		69972	
FULLERS EARTH IN BULK ONLY				71310	7289
100 U KINGDOM				900	
400 U STATES		13301		91438	
GAS IMPORTED BY PIPE LINE		13301		92338	
400 U STATES	M FT				7290
	3606307	794625	19595188	4346788	
INSULATORS ELECTRIC N O P	3606307	794625	19595188	4346788	
100 U KINGDOM		10704		144463	7291
335 GERMANY W		675		1537	
359 NORWAY				224	
376 SWITZRLND		654		3474	
400 U STATES		51675		317467	
MAGNESIA PIPE COVERING		63708		467165	7292
100 U KINGDOM				21405	
400 U STATES		5228		50128	
MINERAL WOOL		5228		71533	7295
327 FRANCE	LB				
400 U STATES	45800	6106	85727	14766	
	284527	36860	1230711	154996	
SALT TABLE	330327	42966	1316438	169762	7296
400 U STATES	CWT				
	132	3962	614	21721	
SALT FOR FISHERIES	132	3962	614	21721	7297
100 U KINGDOM	CWT				
224 JAMAICA			448	415	
227 BAHAMAS			93124	24570	
372 SPAIN	35952	6596	439686	90672	
400 U STATES	273075	42361	412485	80330	
			31000	7750	
SALT IN BULK N O P	309027	48957	976743	203737	7298
352 MEXICO	CWT				
400 U STATES	875236	161590	1560579	22303	
	875236	161590	1969446	325338	
SALT IN BAGS BARRELS				347641	7299
100 U KINGDOM	CWT				
400 U STATES	1339	1589	7024	8820	
	27549	23818	146182	124580	
SULPHUR AND BRIMSTONE	28888	25407	153206	133400	7300
400 U STATES	CWT				
	896105	998176	3126664	3510238	
MINERAL SUBSTANCES N O P	896105	998176	3126664	3510238	7301
100 U KINGDOM		5580		58550	
205 RHOD NYAS				123484	
207 UN SO AFR				147877	
231 HONG KONG		89		527	
234 AUSTRALIA				54	
305 AUSTRIA				403	
306 BELGIUM				6685	
318 DENMARK				128	
327 FRANCE		3127		6920	
335 GERMANY W		1754		8204	
344 ITALY		6493		43317	
347 JAPAN		77		1651	
354 NETHRLNDS				373	
376 SWITZRLND				92	
390 GERMANY E		1320		1320	
400 U STATES		474707		3073537	
VERMICULITE CRUDE		493147		3473122	7302
207 UN SO AFR				39419	
400 U STATES		17054		130339	
ASPHALT TILE FOR FLOORING		17054		169758	7303
400 U STATES	SO FT				
	58471	6100	474973	45186	
ANDALUSITE KYANITE MULLITE ETC	58471	6100	474973	45186	7304
207 UN SO AFR	CWT				
400 U STATES			230	360	
	2244	9664	13623	45254	
	2244	9664	13853	45614	

IMPORTS INTO CANADA FOR CONSUMPTION

Articles and Countries from which Imported	MONTH OF JULY 1958		SEVEN MONTHS ENDED JULY 1958		Class Number
	Quantities	Values (\$)	Quantities	Values (\$)	
<u>GROUP B</u>					
<u>CHEMICALS AND ALLIED PRODUCTS</u>					
ACID BORACIC 25 LBS OR OVER 400 U STATES	LB 282868	15420	2011864	118496	8001
	282868	15420	2011864	118496	
ACID HYDROFLUOSILICIC 400 U STATES	LB 39520	2567	130511	9980	8002
	39520	2567	130511	9980	
ACID MURIATIC 400 U STATES	LB 84262	1200	2465634	30305	8003
	84262	1200	2465634	30305	
ACETYSALICYLIC ACID 100 U KINGDOM 400 U STATES	LB 38105	21379	347343	200569	8004
	2000	927	370886	188183	
	40105	22306	718229	388752	
ACID NITRIC 400 U STATES	LB 258330	6255	4737247	179495	8005
	258330	6255	4737247	179495	
ACID PHOSPHORIC 400 U STATES	LB 2280	293	302888	17302	8006
	2280	293	302888	17302	
ACID SULPHURIC 400 U STATES	LB 606141	6409	2591815	27219	8008
	606141	6409	2591815	27219	
ACID LACTIC 100 U KINGDOM 318 DENMARK 335 GERMANY W 354 NETHRLNDS 400 U STATES	LB 12524	2513	118674	26855	8009
	9261	1680	28761	5245	
	18580	3716	51723	9436	
	4265	852	60139	13369	
	44630	8761	305377	61766	
ACID NICOTINIC 375 SWEDEN 376 SWITZRLND 400 U STATES	LB 88	175	88	175	8010
			550	5038	
			1100	2895	
	88	175	1738	8108	
SALICYLIC ACID 100 U KINGDOM 400 U STATES	LB 900	353	1000	409	8011
	900	353	6900	2964	
			7900	3373	
ACID ACETIC AND PYROLIGNEOUS 400 U STATES	GAL		579	977	8012
			579	977	
ACID CRESYLIC 100 U KINGDOM 400 U STATES	LB 15962	1416	181189	16172	8015
	4600	522	118500	24846	
	20562	1938	299689	41018	
XANTHATES FOR ORES 100 U KINGDOM 335 GERMANY W 400 U STATES	LB 11023	2417	550	79	8016
	94300	22205	153773	33251	
	105323	24622	2811454	732819	
			2965777	766149	
ACID OXALIC 327 FRANCE 335 GERMANY W 354 NETHRLNDS 400 U STATES	LB 40716	4929	44004	5238	8017
	11023	1357	353725	43451	
	4400	814	127096	15150	
	56139	7100	82290	13699	
ACID TANNIC 100 U KINGDOM 306 BELGIUM 327 FRANCE 344 ITALY 400 U STATES	LB 4626	4828	4480	4973	8020
	1100	1796	13452	15070	
			5178	7831	
			551	871	
	1037	1168	7287	8450	
	6763	7792	30948	37195	
TARTARIC ACID CRYSTAL OR POWD 100 U KINGDOM 335 GERMANY W 344 ITALY 400 U STATES	LB 62720	21202	303174	104903	8021
	2205	705	2205	705	
			57473	18919	
	354	362	1550	1119	
	65279	22269	364402	125646	
ACIDS N O P 100 U KINGDOM 306 BELGIUM 314 COLOMBIA 318 DENMARK 327 FRANCE 335 GERMANY W 344 ITALY 347 JAPAN 352 MEXICO 376 SWITZRLND 400 U STATES	LB 70919	18841	477853	124264	8022
			220	372	
	122314	12248	352395	39897	
			96105	20695	
	2225	2211	12336	10459	
	1639	1365	132295	29109	
			1102	1531	
			65	10033	
			52	1516	
			220	2715	
	1136673	218266	4293834	955059	
	1333760	252931	5366477	1195650	
ACID ARSENIC 400 U STATES	LB		292932	9337	8023
			292832	9337	
ASCORBIC ACID 318 DENMARK 376 SWITZRLND 400 U STATES				4326	8024
		22424		60875	
		19486		141773	
		41910		206974	

IMPORTS INTO CANADA FOR CONSUMPTION

Articles and Countries from which Imported	MONTH OF JULY 1958		SEVEN MONTHS ENDED JULY 1958		Class Number	
	Quantities	Values (\$)	Quantities	Values (\$)		
ACID FORMIC	335 GERMANY W	138572	13820	627598	63219	8025
	354 NETHRLNDS	15432	1290	94838	7794	
	400 U STATES	120	56	55532	9406	
		154124	15166	778018	80419	
ACID CHROMIC	100 U KINGDOM	44000	11764	142168	36599	8026
	335 GERMANY W			4409	1227	
	400 U STATES	71000	19186	382475	104785	
		115000	30950	529052	142611	
ACID CARBOLIC OR PHENOL	400 U STATES	393020	69153	1994988	354820	8027
		393020	69153	1994988	354820	
AMYL ALCOHOL	400 U STATES	242	688	11479	13905	8032
		242	688	11479	13905	
BUTYL ALCOHOL	400 U STATES	23768	3291	275365	36671	8034
		23768	3291	275365	36671	
METHYL ETHYL KETONE ETC	400 U STATES	240457	30187	2771039	345324	8035
		249457	30187	2771039	345324	
ETHYL AND METHYL ALCOHOL	400 U STATES	50311	15399	108214	41195	8036
		50311	15399	108214	41195	
RUM TO BE DENATURED	221 B GUIANA			976	1410	8037
	224 JAMAICA			266	301	
	400 U STATES			436	589	
				1678	2300	
ISOPROPYL ALCOHOL	400 U STATES			40592	18845	8038
				40592	18845	
CELLULOSE ACETATE PHOTO FILM	400 U STATES		10508		712048	8046
			10508		712048	
CAFFEINE AND SALTS	100 U KINGDOM	2240	5491	4480	11094	8052
	335 GERMANY W	9400	18265	57022	113529	
	354 NETHRLNDS			61500	141724	
	376 SWITZRLND	4400	9210	13200	27630	
	400 U STATES			95	223	
		16040	32966	136297	294200	
COCAINE	100 U KINGDOM	425	5182	900	11159	8053
		425	5182	900	11159	
CODEINE AND SALTS	100 U KINGDOM	8127	39886	40811	207564	8054
	215 INDIA	2600	5320	5000	21615	
	335 GERMANY W			600	2377	
	354 NETHRLNDS			1353	5851	
		10727	45206	47764	237407	
OPIUM AND DERIVATIVES N O P	100 U KINGDOM	802	2537	4727	21126	8056
	215 INDIA	50	310	50	310	
	327 FRANCE	67	516	134	1118	
	354 NETHRLNDS			1257	7450	
	400 U STATES	153	538	534	2987	
		1072	3901	6702	32991	
QUININE SALTS	335 GERMANY W			5800	2156	8059
	354 NETHRLNDS			3000	874	
	400 U STATES	2514	691	40014	12702	
		2514	691	48814	15732	
STRYCHNINE AND SALTS	100 U KINGDOM	700	738	1815	1940	8060
	400 U STATES	6016	4343	6016	4343	
		6716	5081	7831	6283	
PREPARATIONS WEED KILLING	100 U KINGDOM				255847	8069
	318 DENMARK				63941	
	335 GERMANY W				36495	
	400 U STATES				2412874	
			216588		2769157	
NICOTINE AND SALT FOR SPRAYING	100 U KINGDOM			17400	14408	8070
	354 NETHRLNDS			1653	1043	
	400 U STATES	2010	1761	9310	7899	
		2010	1761	28363	23350	
CHLOROPICRIN INSECTICIDES	400 U STATES		4588		50671	8071
			4588		50671	
SPRAYS IN PKGS NOT OVER 3 LBS	100 U KINGDOM		7339		45266	8072
	347 JAPAN				401	
	400 U STATES		28303		273917	
			35642		319584	
DISINFECTANTS DIPS SPRAYS NOP	100 U KINGDOM		9660		140664	8073
	318 DENMARK				7441	
	327 FRANCE		2174		37499	
	335 GERMANY W		1098		117478	
	347 JAPAN				1217	
	354 NETHRLNDS		232		935	
	359 NORWAY				276	
	363 PERU				7039	

IMPORTS INTO CANADA FOR CONSUMPTION

Articles and Countries from which Imported	MONTH OF JULY 1958		SEVEN MONTHS ENDED JULY 1958		Class Number
	Quantities	Values (\$)	Quantities	Values (\$)	
376 SWITZRLND				283	
400 U STATES		644387		5519982	
MEDICINAL PREPARATIONS DRY		657551		5832814	8074
100 U KINGDOM		50123		510177	
231 HONG KONG		2565		27220	
234 AUSTRALIA				1437	
306 BELGIUM				1848	
317 CZECHOS		70		181	
318 DENMARK		291		2072	
327 FRANCE		17170		106156	
335 GERMANY W		18376		138712	
344 ITALY		312		1487	
347 JAPAN		399		2589	
352 MEXICO		270		366	
354 NETHRLNDS		3154		8800	
375 SWEDEN				459	
376 SWITZRLND		52808		347292	
400 U STATES		494667		3339590	
MEDICINAL PREPARATIONS LIQUID		640205		4488386	8075
100 U KINGDOM		3459		37947	
231 HONG KONG		397		4651	
234 AUSTRALIA		102		1227	
327 FRANCE		8101		35795	
335 GERMANY W		2746		7220	
344 ITALY				229	
354 NETHRLNDS				2331	
375 SWEDEN		225		225	
376 SWITZRLND		1967		20404	
400 U STATES		101992		941764	
MEDICINAL PREPARATIONS OTHER		118989		1051793	8076
100 U KINGDOM				1062	
231 HONG KONG		354		1707	
327 FRANCE		9511		18211	
335 GERMANY W				278	
347 JAPAN				251	
376 SWITZRLND				1457	
400 U STATES		7851		97085	
MENTHOL NATURAL OR SYNTHETIC		17716		120051	8078
100 U KINGDOM				16715	
234 AUSTRALIA		2754		13865	
304 ARGENTINA				7476	
309 BRAZIL		216		56316	
313 CHINA		6049		13801	
335 GERMANY W				794	
347 JAPAN		63		10624	
354 NETHRLNDS				6297	
400 U STATES		3236		18875	
PAPAINE		12318		144763	8079
203 BELAFR				27468	
400 U STATES		398		10724	
SPIRITS AND STRONG WATERS NOP		398		38192	8081
100 U KINGDOM	GAL				
231 HONG KONG	37	606	392	3697	
327 FRANCE	1142	4065	4414	19242	
335 GERMANY W	267	3532	268	3699	
376 SWITZRLND			32	538	
400 U STATES			1	126	
EXTRACT OF CASCARA SAGRADA		111	1090	24772	
400 U STATES	1357	11337	6197	52074	
PENICILLIN AND PRODUCTS		1034		22602	8082
100 U KINGDOM		2090		28867	
305 AUSTRIA				11003	
318 DENMARK				4405	
400 U STATES		41297		426331	
STREPTOMYCIN AND PRODUCTS		43387		470606	8083
100 U KINGDOM				19218	
400 U STATES		5562		100223	
SULPHA DRUGS		5562		119441	8084
100 U KINGDOM		1432		65284	
318 DENMARK		2891		28101	
327 FRANCE		237		548	
335 GERMANY W				8955	
354 NETHRLNDS				38168	
376 SWITZRLND				21302	
400 U STATES		4348		151975	
ANTIBIOTICS N O P		8908		314333	8085
100 U KINGDOM		21407		80277	
318 DENMARK		1495		5131	
327 FRANCE		17378		39482	
376 SWITZRLND				9095	
400 U STATES		199909		3210500	
ANILINE DYES 1 LB OR OVER		240189		3344485	8086
100 U KINGDOM	LB	68011	82161	585011	627878
220 BERMUDA		530	1265	530	1265
8091					

IMPORTS INTO CANADA FOR CONSUMPTION

Articles and Countries from which Imported		MONTH OF JULY 1958		SEVEN MONTHS ENDED JULY 1958		Class Number
		Quantities	Values (\$)	Quantities	Values (\$)	
306	BELGIUM	3603	2843	21277	14984	
327	FRANCE	19206	10937	100218	92546	
335	GERMANY W	21462	26883	206759	298278	
344	ITALY	2500	1852	5917	4755	
354	NETHRNLNDS	4722	7962	16142	17620	
365	POLAND			6600	1396	
376	SWITZRLND	69600	143207	412467	769849	
400	U STATES	273317	366566	1921378	2650936	
		463151	643676	3276299	4480107	
ANILINE AND COAL TAR DYES NOP	LB					8092
100	U KINGDOM			1250	2390	
318	DENMARK			17641	16902	
335	GERMANY W	250	604	250	604	
376	SWITZRLND	1432	2679	1878	3670	
400	U STATES	5002	18032	38647	155364	
		6684	21315	59666	179130	
ANILINE OIL SALTS ALIZARIN	LB					8094
100	U KINGDOM	800	1284	43135	16910	
335	GERMANY W			53480	6958	
400	U STATES	40350	5965	48945	8352	
		41150	7249	145560	32220	
COAL TAR BASE OR SALT FOR DYES	LB					8095
100	U KINGDOM	15134	16337	52564	49532	
306	BELGIUM			8685	5027	
327	FRANCE	2205	917	2205	917	
335	GERMANY W	31237	21883	274690	150027	
344	ITALY	336	567	12651	7574	
354	NETHRNLNDS	1650	1967	2420	3515	
376	SWITZRLND			2000	1110	
400	U STATES	46804	41037	235067	220507	
		97366	82708	590282	438209	
CHEM COMP FOR DYEING TANNING NOP	CWT					8104
100	U KINGDOM	413	9663	2569	46831	
306	BELGIUM			134	2190	
327	FRANCE	441	4210	452	4387	
335	GERMANY W	1529	23491	6567	100506	
376	SWITZRLND	132	6054	1442	32774	
400	U STATES	12268	64964	95050	540919	
		14783	108382	106214	727607	
BASIC CHROMIC SULPHATE	CWT					8105
100	U KINGDOM	300	2650	2512	21288	
335	GERMANY W	40	448	534	4497	
400	U STATES	1316	13349	12854	131055	
		1656	16447	15900	156840	
INDIGO INDIGO PASTE OR EXTRACT	CWT					8106
LOGWOOD AND FUSTIC EXTRACT	CWT					8109
400	U STATES	64	2446	310	11643	
		64	2446	310	11643	
QUEBRACHO EXTRACT	CWT					8111
100	U KINGDOM			403	5541	
304	ARGENTINA	996	10994	36423	334717	
362	PARAGUAY			5667	55932	
400	U STATES			1288	15022	
		996	10994	43781	411212	
TERRA JAPONICA GAMBIE CUTCH	CWT					8113
100	U KINGDOM			1519	17130	
219	BEI OTHER			255	1635	
400	U STATES			5	77	
				1779	18842	
TURMERIC	CWT					8114
215	INDIA	68	458	1320	9938	
224	JAMAICA	113	900	113	900	
		181	1358	1433	10838	
NON EDIBLE SEEDS BEANS NUTS	CWT					8115
100	U KINGDOM			22	134	
224	JAMAICA			336	1050	
400	U STATES	16	828	81	2386	
		16	828	439	3570	
CHESTNUT EXTRACT	CWT					8116
327	FRANCE	551	5908	2312	22566	
344	ITALY	560	4709	4264	38697	
400	U STATES			2434	23196	
		1111	10617	9010	84459	
SPRUCE EXTRACT	CWT					8117
400	U STATES			889	1670	
				889	1670	
MYROBALAN EXTRACT	CWT					8118
100	U KINGDOM	448	3709	448	3709	
		448	3709	448	3709	
WATTLE EXTRACT	CWT					8119
203	B E AFR			559	4432	
207	UN SO AFR			5645	38360	
400	U STATES	574	4567	1708	13907	
		574	4567	7912	56699	
EXTRACTS N O P DYEING TANNING	CWT					8121
100	U KINGDOM	11	593	60	4317	
234	AUSTRALIA			201	1469	
335	GERMANY W			22	1191	
379	TURKEY			1102	7294	
400	U STATES	1295	10929	13958	78674	
		1306	11522	15343	92945	
BINITROTOLUOL FOR EXPLOSIVES	LB					8131
400	U STATES			10000	4150	
				10000	4150	

IMPORTS INTO CANADA FOR CONSUMPTION

Articles and Countries from which Imported	MONTH OF JULY 1958		SEVEN MONTHS ENDED JULY 1958		Class Number
	Quantities	Values (\$)	Quantities	Values (\$)	
NITRATE COMPOUNDS NOP FOR EXPL 100 U KINGDOM 400 U STATES	LB 6000 6000	691 691	11200 273889 285089	1339 33889 35228	8132
BLASTING AND MINING POWDER 381 ALASKA	LB 1000 1000	562 562	1000 1000	562 562	8133
DYNAMITE AND NITRO GLYCERINE 400 U STATES	LB 180000 180000	32874 32874	365400 365400	68153 68153	8134
FIREWORKS FIRECRACKERS 100 U KINGDOM 231 HONG KONG 335 GERMANY W 347 JAPAN 354 NETHRLNDS 359 NORWAY 369 PORT ASIA 400 U STATES		2944 2901		54141 123387 1996 4751 788 146 795 17927	8135
FUSE NON METALLIC 100 U KINGDOM 400 U STATES		55 702 757		275 9775 10050	8136
GUN RIFLE SPORTING POWDER 100 U KINGDOM 400 U STATES	LB 35500 53025 88525	10802 48943 59745	35500 274007 309507	10802 243308 254110	8137
EXPLOSIVES N O P 100 U KINGDOM 400 U STATES	LB 600 21140 21740	4456 13642 18098	600 3396329 3396929	4456 732482 736938	8138
NITROGEN SOLUTION 400 U STATES	CWT 6294 6294	17147 17147	316226 316226	915383 915383	8149
NITROGEN FERTILIZER N O P 359 NORWAY	CWT		300 300	901 901	8150
AMMONIUM SULPHATE 100 U KINGDOM 335 GERMANY W 400 U STATES	CWT 628 400 1640 2668	1988 1025 2957 5970	3122 1506 40890 45518	9646 3763 74168 87577	8151
BASIC SLAG	CWT				8152
POTASH MURIATE OF 327 FRANCE 335 GERMANY W 400 U STATES	CWT 74002 99311 173313	105651 91368 197019	105754 118002 1048722 1272478	147716 160314 1126430 1434460	8155
POTASH SULPHATE OF 327 FRANCE 400 U STATES	CWT 1600 1600	3110 3110	24603 116512 141115	45940 209858 255798	8156
SODA NITRATE OR CUBIC NITRE 100 U KINGDOM 312 CHILE 400 U STATES	CWT 12547 12547	28244 28244	459 12550 293971 306980	2181 34198 651193 687572	8157
TRIPLE SUPERPHOSPHATE 400 U STATES	CWT 70553 70553	164140 164140	471717 471717	1075188 1075188	8161
SUPERPHOSPHATE N O P 400 U STATES	CWT 261089 261089	255191 255191	1963548 1963548	1887817 1887817	8162
PHOSPHATE FERTILIZER N O P 400 U STATES	CWT 1650 1650	7921 7921	57313 57313	201524 201524	8163
SULPHATE OF POTASH MAGNESIA 400 U STATES	CWT		30923 30923	21044 21044	8164
FERTILIZER MIXED 100 U KINGDOM 400 U STATES	CWT 22 699 721	1355 12659 14014	277 52745 53022	7071 381343 388414	8166
FERTILIZER MATERIALS N O P 100 U KINGDOM 347 JAPAN 400 U STATES	CWT 46 27206 27252	274 29831 30105	7 846 137897 138750	154 5593 390951 396698	8167
LITHARGE 100 U KINGDOM 400 U STATES	CWT 424 1909 2333	5691 25274 30965	2415 8770 11185	32833 127076 159909	8171
LEAD RED DRY ORANGE MINERAL 100 U KINGDOM 400 U STATES	LB 108442 1478 109920	16154 312 16466	634542 20678 655220	83018 4014 87032	8172
LEAD WHITE 100 U KINGDOM	LB		4480 4480	623 623	8173
ANTIMONY OXIDE 100 U KINGDOM 306 BELGIUM 400 U STATES	LB		104000 12412 46100 162512	23160 2555 10468 36183	8179

IMPORTS INTO CANADA FOR CONSUMPTION

Articles and Countries from which Imported			MONTH OF JULY 1958		SEVEN MONTHS ENDED JULY 1958		Class Number
			Quantities	Values (\$)	Quantities	Values (\$)	
LAMP BLACK			LB				
100	U KINGDOM		4 500	342	4 500	342	8180
335	GERMANY W		11 600	1 378	11 600	1 378	
400	U STATES		10 290	2 087	10 3553	2 1582	
			26 390	3 807	119 653	2 3302	
TITANIUM OXIOE			LB				
100	U KINGDOM		2526200	527528	12252200	2633449	8181
400	U STATES		3048974	313672	23863442	2448249	
			5575174	841200	36115642	5081698	
CARBON BLACK			LB				
100	U KINGDOM				2626	205	8182
400	U STATES		2491391	184425	17359887	1207221	
			2491391	184425	17362513	1207426	
BONE BLACK AND IVORY BLACK			LB				
400	U STATES		11350	2040	110960	20245	8183
			11350	2040	110960	20245	
BLANC FIXE			LB				
100	U KINGDOM		1584	680	8724	2976	8184
306	BELGIUM				22000	825	
335	GERMANY W		87092	2782	178115	5656	
354	NETHRLNDS				10000	284	
400	U STATES		12000	1355	109174	11498	
			100676	4817	328013	21239	
BRONZE POWDER			LB				
100	U KINGDOM		523	416	2425	2581	8185
335	GERMANY W				1100	836	
400	U STATES		450	533	2736	3187	
			973	949	6261	6604	
LITHOPONE			LB				
100	U KINGDOM		100000	6706	495520	33572	8186
335	GERMANY W		42353	2469	204323	15559	
400	U STATES		57000	4975	452977	39037	
			199353	14150	1152820	88168	
OXIDE OF COBALT			LB				
100	U KINGDOM		1724	2478	2724	3878	8187
400	U STATES				8050	16451	
			1724	2478	10774	20329	
OXIOE OF COPPER			LB				
100	U KINGDOM		21280	7000	99680	32336	8188
400	U STATES				79	4262	
			21480	7079	107693	36598	
OXIDES FILLERS COLOURS DRY NOP			LB				
100	U KINGDOM		197321	32380	672907	188237	8189
318	DENMARK		2610	4212	26529	30907	
335	GERMANY W		152590	10557	579790	41354	
354	NETHRLNDS		2800	879	12918	4235	
372	SPAIN		44554	1298	112914	3256	
376	SWITZRLNO		220	347	2084	4613	
400	U STATES		626955	229733	3966427	1588761	
			1027050	279406	5373569	1861363	
PARIS GREEN DRY			LB				
400	U STATES		1000	367	2000	734	8190
			1000	367	2000	734	
SATIN WHITE			LB				
400	U STATES		88108	1992	534624	11448	8191
			88108	1992	534624	11448	
ULTRAMARINE BLUE DRY OR PULP			LB				
100	U KINGDOM		34200	6511	180350	36160	8192
354	NETHRLNDS				550	76	
400	U STATES		11200	3233	78850	22584	
			45400	9744	259750	58820	
ZINC WHITE OXIOE			LB				
100	U KINGDOM		22000	1921	111200	10589	8193
400	U STATES		44155	6533	589235	83930	
			66155	8454	700435	94519	
OXIDE OF TIN			LB				
100	U KINGDOM		2016	1841	26612	24689	8194
400	U STATES		1200	1744	3656	5023	
			3216	3585	30268	29712	
OCHRES SIENNAS AND UMBERS			LB				
100	U KINGDOM		9040	291	41492	1573	8201
400	U STATES		165600	4127	752279	32302	
			174640	4418	793771	33875	
PUTTY			LB				
100	U KINGDOM				3584	207	8202
400	U STATES		135163	16240	601131	85509	
			135163	16240	604715	85716	
ARTISTS AND CHILDRENS COLOURS							
100	U KINGDOM			31319		173106	8211
306	BELGIUM					141	
327	FRANCE			300		1275	
335	GERMANY W			1766		5512	
347	JAPAN			520		2570	
354	NETHRLNDS			80		456	
400	U STATES			28193		166380	
				62178		349440	
LIQUID FILLERS AND PAINTS NOP			GAL				
100	U KINGDOM		413	1692	9103	20533	8213
236	NEW ZEAL		60	397	148	976	
318	DENMARK		60	207	140	428	
327	FRANCE				33	246	
335	GERMANY W		5	51	1091	3542	
354	NETHRLNDS		85	295	92	356	
359	NORWAY				265	826	
375	SWEDEN		42	70	174	624	
376	SWITZRLND		50	82	86	236	

IMPORTS INTO CANADA FOR CONSUMPTION

Articles and Countries from which Imported	MONTH OF JULY 1958		SEVEN MONTHS ENDED JULY 1958		Class Number
	Quantities	Values (\$)	Quantities	Values (\$)	
400 U STATES	69862	309302	395307	1786613	
SPRIT VARNISHES AND LACQUERS	70577	312096	406439	1814380	
100 U KINGDOM	GAL				8214
335 GERMANY W	248	2041	847	6211	
400 U STATES	91	595	2366	15507	
STAINS AND OXIDES	6517	36764	51233	279388	
100 U KINGDOM	LB				8215
335 GERMANY W	6856	39400	54446	301106	
400 U STATES	33226	9169	59079	24383	
VARNISHES LACQUERS JAPANS NOP	30360	37428	199150	251252	
100 U KINGDOM	63586	46597	258235	275832	
318 DENMARK	GAL				8216
327 FRANCE	457	2036	2531	12274	
335 GERMANY W	10	61	136	488	
354 NETHRLNDS			34	189	
376 SWITZRLND			268	1351	
400 U STATES	19272	71029	300	995	
ALCOHOLIC PERFUMES UNDER 4 OZ	19739	73126	93	505	
100 U KINGDOM			168601	539510	
221 B GUIANA			171963	555312	
231 HONG KONG					8221
327 FRANCE		1838		23322	
335 GERMANY W				181	
344 ITALY				449	
354 NETHRLNDS		29934		106750	
372 SPAIN		320		21515	
384 P RICO		581		3190	
400 U STATES		177		2394	
ALCOHOLIC PERFUMES OVER 4 OZ		2602		515	
100 U KINGDOM		22040		2602	
221 B GUIANA		57492		109399	
231 HONG KONG	GAL				8222
327 FRANCE			155	6852	
335 GERMANY W			3	233	
344 ITALY			31	334	
372 SPAIN	118	3852	798	23671	
400 U STATES	4	268	349	5204	
PERFUMERY TOILET PREPARATIONS			15	604	
100 U KINGDOM			1	127	
305 AUSTRIA	14	318	244	3701	
306 BELGIUM	136	4438	1596	40726	
318 DENMARK					8224
327 FRANCE		11241		59681	
335 GERMANY W				683	
340 HUNGARY				318	
344 ITALY		585		1767	
347 JAPAN		9082		56024	
352 MEXICO		8940		64943	
354 NETHRLNDS		733		199	
372 SPAIN				7485	
375 SWEDEN				162	
376 SWITZRLND		62		883	
400 U STATES				306	
CASTILE SDAP		115		54	
327 FRANCE		115		494	
400 U STATES		266		707	
COMMON OR LAUNDRY SOAP		79495		593594	
100 U KINGDOM		110519		787300	
327 FRANCE	LB				8231
400 U STATES	3252	427	9429	1193	
Liquid Soap		1189	5418	2268	
100 U KINGDOM		1616	14847	3461	
327 FRANCE	LB				8232
354 NETHRLNDS			2230	200	
400 U STATES			30865	3490	
Liquid Soap			1346	122	
100 U KINGDOM		29000	384185	56218	
354 NETHRLNDS		4174	418626	60030	
400 U STATES		4174			8234
Liquid Soap	LB				
100 U KINGDOM			1040	191	
354 NETHRLNDS		60938	137	101	
400 U STATES		1976469	475670	3502	
SOAP POWDERS AND FLAKES		244475	1977646	475962	
100 U KINGDOM	LB				8235
354 NETHRLNDS		23070	1805	41564	3502
400 U STATES		45325	2047697	326804	
TOILET SOAP N O P		288744	47130	2091250	330698
100 U KINGDOM					8236
305 AUSTRIA		13876		69373	
306 BELGIUM		120		120	
327 FRANCE		113		4959	
335 GERMANY W		351		2076	
344 ITALY		748		3439	
354 NETHRLNDS			1888	129	
366 PORTUGAL				2883	
372 SPAIN				127	
375 SWEDEN		188		1014	
400 U STATES		222321		436	
SOAP N O P		239605		356377	
100 U KINGDOM				440933	
327 FRANCE		1391		4725	8238
				270	

IMPORTS INTO CANADA FOR CONSUMPTION

Articles and Countries from which Imported	MONTH OF JULY 1958		SEVEN MONTHS ENDED JULY 1958		Class Number
	Quantities	Values (\$)	Quantities	Values (\$)	
376 SWITZERLAND		1537		1904	
400 U STATES		13029		97415	
		15957		104314	
ALUM IN BULK NOT CALCINED	CWT				8251
100 U KINGDOM	336	1135	2859	9252	
335 GERMANY W			330	807	
400 U STATES	502	2385	2649	14490	
	838	3520	5838	24549	
CHLORIDE OF ALUMINUM	CWT				8252
400 U STATES	2900	40978	17636	240998	
	2900	40978	17636	240998	
SULPHATE OF IRON COPPERAS	CWT				8253
100 U KINGDOM			1544	2136	
400 U STATES	1536	1926	9796	17746	
	1536	1926	11340	19882	
SULPHATE OF ALUMINA ALUM CAKE	CWT				8254
327 FRANCE			331	563	
335 GERMANY W	530	897	2272	4356	
400 U STATES	5247	9661	43171	82215	
	5777	10558	45774	87134	
AMMONIA NITRATE	LB				8261
100 U KINGDOM			825	66	
400 U STATES			25165	2712	
			25990	2778	
SAL AMMONIAC	LB				8262
100 U KINGDOM			11256	483	
335 GERMANY W			109551	5127	
365 POLAND			11023	354	
400 U STATES	1000	82	42016	4240	
	1000	82	173846	10204	
SAL AMMONIAC SKIMMINGS	LB				8263
306 BELGIUM			44096	3339	
335 GERMANY W			33046	2452	
400 U STATES	52080	5576	619018	41701	
	52080	5576	696160	47492	
AMMONIA COMPOUNDS N O P	LB				8264
100 U KINGDOM	36672	2630	206290	37542	
335 GERMANY W	42144	1713	181607	9407	
354 NETHRLNDS		560	76	5488	
400 U STATES	266594	21853	3962850	247176	
	345970	26272	4356235	294851	
AMMONIA ANHYDROUS	LB				8265
400 U STATES	1233291	51855	24760870	1012485	
	1233291	51855	24760870	1012485	
ANTIMONY SALTS TARTAR EMETIC	LB				8271
400 U STATES	3800	1906	28751	13662	
	3800	1906	28751	13662	
COPPER SUBACETATE PRECIPITATE	LB				8274
COPPER SULPHATE	LB				8275
100 U KINGDOM	76000	6346	931396	78783	
400 U STATES	51298	6583	540600	81840	
	127298	12929	1471996	160623	
TIN BICHLORIDE TIN CRYSTALS	LB				8277
100 U KINGDOM			3218	2156	
400 U STATES	250	432	3227	3666	
	250	432	6445	5822	
ZINC CHLORIDE	LB				8278
100 U KINGDOM	1120	104	49840	4424	
335 GERMANY W	4399	395	4399	395	
400 U STATES	22328	1640	81658	9292	
	27847	2139	135897	14111	
ZINC SULPHATE	LB				8279
100 U KINGDOM	120064	3271	681872	22648	
306 BELGIUM			161000	7442	
327 FRANCE	22046	506	22046	506	
335 GERMANY W			251155	12830	
400 U STATES	1600	241	245000	20345	
	143710	4018	1361073	63771	
BISMUTH SALTS					8291
100 U KINGDOM				14624	
400 U STATES				1596	
				16220	
LEAD ACETATE NOT GROUND	LB				8292
100 U KINGDOM			70785	11255	
			70785	11255	
LEAD ARSENATE	LB				8293
400 U STATES	80920	15117	130400	25854	
	80920	15117	130400	25854	
LEAD NITRATE NDT GROUND	LB				8294
100 U KINGDOM	3360	388	81468	9521	
400 U STATES			19800	4203	
	3360	388	101268	13724	
COMPOUNDS OF TETRAETHYL LEAD	LB				8295
400 U STATES	997660	348243	4098300	1459958	
	997660	348243	4098300	1459958	
BROMINE	LB				8301
100 U KINGDOM			155	108	
400 U STATES	104	264	12049	7355	
	104	264	12204	7463	
CHLORINE LIQUID CHLORINE GAS	LB				8303
400 U STATES	567950	15529	26692775	757710	
	567950	15529	26692775	757710	
IODINE CRUDE	LB				8304
312 CHILE	143	131	6308	5823	
347 JAPAN	3306	2851	9920	9099	

IMPORTS INTO CANADA FOR CONSUMPTION

Articles and Countries from which Imported	MONTH OF JULY 1958		SEVEN MONTHS ENDED JULY 1958		Class Number
	Quantities	Values (\$)	Quantities	Values (\$)	
400 U STATES	3225	3068	25961	27618	8305
IODIZED SALTS FOR ANIMALS	6674	6050	42189	42540	
100 U KINGDDM				860	
400 U STATES		58		7621	
CALCIUM ARSENATE	LB			8481	8311
400 U STATES			85500	6142	8315
CALCIUM CHLORIDE			85500	6142	
306 BELGIUM	CWT		441	1400	8316
335 GERMANY W			190	985	
400 U STATES		70764	104735	480843	
CHLORIDE OF LIME		70764	104735	481474	716354
100 U KINGDDM	CWT	1722	7077	8290	33689
347 JAPAN				552	8486
354 NETHRLNDS				110	346
400 U STATES		708	18171	4285	92408
CALCIUM MOLYBDATE		2430	25248	13237	134929
400 U STATES	LB				8318
		62887	54010	69887	65263
CALCIUM COMPS NOP EXC CITRATE		62887	54010	69887	65263
100 U KINGDDM	LB	4224	1940	89784	14556
318 DENMARK				2022	746
335 GERMANY W		5500	976	6877	1365
344 ITALY				881	1369
354 NETHRLNDS		6000	2167	19349	6331
359 NORWAY				30000	828
376 SWITZRLND		2204	3326	9046	16812
400 U STATES		541993	42770	4653227	407251
CREAM OF TARTAR IN CRYSTALS		559921	51179	4811186	449258
100 U KINGDDM	LB				8322
344 ITALY		26880	7509	57120	16115
372 SPAIN		2205	497	62692	14592
400 U STATES		5505	1257	24030	5252
				1102	328
POTASH AND PEARL ASH		34590	9263	144944	36287
400 U STATES	LB				8323
		49325	4056	364706	32584
POTASH BICHROMATE CRUDE		49325	4056	364706	32584
100 U KINGDDM	LB				8326
335 GERMANY W				37000	5344
400 U STATES		28300	4663	2205	330
		28300	4663	137125	23056
POTASH CAUSTIC		28300	4663	176330	28730
100 U KINGDDM	LB				8327
306 BELGIUM		31460	2154	180	87
317 CZECHO S				31460	2154
327 FRANCE		34888	3159	2205	450
335 GERMANY W		43452	3799	113384	10040
354 NETHRLNDS				215694	19218
375 SWEDEN		500	118	50155	4525
400 U STATES		951548	41949	4000	893
		1061848	51179	4853233	229123
POTASH CHLORATE GROUND		1061848	51179	5270311	266490
376 SWITZRLND	LB				8329
400 U STATES				22046	2646
				26289	5111
POTASH RED OR YELLOW PRUSSIATE				48335	7757
335 GERMANY W	LB				8330
354 NETHRLNDS				1996	727
400 U STATES		440	213	3999	1034
		440	213	1420	702
POTASH NITRATE OR SALTPETRE		440	213	7415	2463
100 U KINGDDM	LB				8331
335 GERMANY W				33509	1905
354 NETHRLNDS				486629	28045
390 GERMANY E				2205	117
400 U STATES				77161	4096
				53527	3004
POTASH COMPOUNDS N O P				653031	37167
100 U KINGDDM	LB	7376	2485		8332
318 DENMARK				66956	18224
327 FRANCE				11518	1821
335 GERMANY W		17639	1728	2000	2639
344 ITALY				68975	6559
354 NETHRLNDS				5060	459
400 U STATES		332626	27361	82845	10591
		357641	31574	3290809	334116
CLEANING COMPOUNDS SODIUM BASE		357641	31574	3528163	374409
100 U KINGDDM	LB				8337
400 U STATES		1608377	230107	9105	1146
		1608377	230107	10700362	1573352
SODA BENZOATE		1608377	230107	10709467	1574498
400 U STATES	LB				8338
		7700	675	35760	2711
SODA BROMIDE		7700	675	35760	2711
100 U KINGDDM	LB	5560	1686		8339
318 DENMARK				22627	7050
400 U STATES		600	196	1102	258
		6160	1882	3800	1215
SODA CITRATE		6160	1882	27529	8523
400 U STATES	LB				8340
		200	120	1046	953
		200	120	1046	953

IMPORTS INTO CANADA FOR CONSUMPTION

Articles and Countries from which Imported	MONTH OF JULY 1958		SEVEN MONTHS ENDED JULY 1958		Class Number
	Quantities	Values (\$)	Quantities	Values (\$)	
BORAX					
100 U KINGDOM	LB 22400	1220	29120	1598	8342
400 U STATES	1609531	49393	12488601	394400	
	1631931	50613	12517721	395998	
GLAUBER SALTS					
100 U KINGDOM	LB		2000	112	8343
335 GERMANY W	110200	1217	451738	5097	
400 U STATES	300	72	514220	10052	
	110500	1289	967958	15261	
SODA ARSENIATE BINARSENIATE					
100 U KINGDOM	LB		58800	4711	8344
400 U STATES	3196	1446	30596	13650	
	3196	1446	89396	18361	
SODA ASH OR BARILLA					
100 U KINGDOM	LB		16678396	258972	8345
400 U STATES	5139616	79149	22196445	354026	
	1904000	31032	38874841	612998	
	7043616	110181			
SODA BICARBONATE					
100 U KINGDOM	LB		2504000	49003	8346
400 U STATES	540000	10613	5852370	149523	
	650070	16713	8356370	198526	
	1190070	27326			
SODA BICHROMATE					
100 U KINGDOM	LB		893754	104346	8347
335 GERMANY W	112000	13519	120000	12984	
400 U STATES	157000	19331	2132123	252353	
	269000	32850	3145877	369683	
SODA BISULPHATE OR NITRE CAKE					
400 U STATES	LB		2477970	50780	8348
	318770	6545	2477970	50780	
	318770	6545			
SODA BISULPHITE					
100 U KINGDOM	LB		261653	15508	8349
335 GERMANY W	133000	8400	20000	575	
400 U STATES	139475	6798	303695	14516	
	272475	15198	585348	30599	
SODA CAUSTIC IN PACKAGES					
100 U KINGDOM	LB		31024	1078	8350
317 CZECHO S			2205	400	
327 FRANCE			32365	1972	
375 SWEDEN	2000	330	16000	2502	
400 U STATES	838767	42327	4474176	221544	
	840767	42657	4555770	227496	
SODA CAUSTIC IN SOLUTION					
400 U STATES	LB		62237206	839241	8352
	5173965	86953	62237206	839241	
	5173965	86953			
SODA CHLORATE					
400 U STATES	LB		283100	22242	8353
	54100	4233	283100	22242	
	54100	4233			
SODIUM CYANIDE					
100 U KINGDOM	LB		2995020	383265	8354
327 FRANCE	335660	44059	23814	4402	
335 GERMANY W	217471	28227	607801	80431	
400 U STATES			113340	19339	
	553131	72286	3739975	487437	
SODIUM GLUTAMATE					
313 CHINA	LB		22500	22769	8355
344 ITALY			1120	999	
347 JAPAN			6328	6137	
400 U STATES	47170	49454	332237	346270	
	47170	49454	362185	376175	
SODA HYPOSULPHITE					
100 U KINGDOM	LB		213220	7394	8356
400 U STATES	22400	708	324018	20352	
	90400	5450	537238	27746	
	112800	6158			
SODA NITRITE					
100 U KINGDOM	LB		404992	16455	8357
335 GERMANY W	103040	4193	161357	5426	
400 U STATES	22000	771	36355	2476	
	24355	1234	602704	24357	
	149395	6198			
SODA PEROXIDE					
100 U KINGDOM	LB		224379	31114	8358
400 U STATES	180	52	29205	6107	
	350	64	253584	37221	
	530	116			
SODA PHOSPHATE N O P					
100 U KINGDOM	LB		3985	848	8359
335 GERMANY W	560	182	8955	1573	
400 U STATES	4320	724	3168780	392511	
	444625	52815	3181720	394932	
	449505	53721			
SODA PRUSSATE					
306 BELGIUM	LB		63000	6542	8360
335 GERMANY W			66094	6446	
400 U STATES	10000	1465	20000	2952	
	10000	1465	149094	15940	
SODA SAL					
100 U KINGDOM	LB		20000	284	8361
400 U STATES	10000	144	31350	1211	
	10000	144	51350	1495	
SODA SILICATE					
100 U KINGDOM	LB		487118	15599	8362
327 FRANCE	76104	2043	11023	301	
400 U STATES	11023	301	3551882	181422	
	483566	28157	4050023	197322	
	570693	30501			
SODA SULPHATE CRUDE SALT CAKE					
100 U KINGDOM	LB		4021024	48986	8363
400 U STATES	1344660	10990	18982860	163374	
	1344660	10990	23003884	212360	

IMPORTS INTO CANADA FOR CONSUMPTION

Articles and Countries from which Imported		MONTH OF JULY 1958		SEVEN MONTHS ENDED JULY 1958		Class Number
		Quantities	Values (\$)	Quantities	Values (\$)	
SODA SULPHIDE	100 U KINGDOM	LB 50400	2158	135744	6144	8364
	400 U STATES	279115	13852	1059790	58373	
		329515	16010	1195534	64517	
SODA SULPHITE	100 U KINGDOM	LB		914642	20551	8365
	335 GERMANY W			10000	480	
	400 U STATES	467000	11734	3289601	81509	
		467000	11734	4214243	102540	
SODIUM COMPOUNDS	N O P	LB				8366
	100 U KINGDOM	61457	16661	983698	146867	
	305 AUSTRIA			33069	3946	
	317 CZECHO S	19855	626	39710	1351	
	318 DENMARK			112802	6363	
	327 FRANCE	3215	2884	10740	11356	
	335 GERMANY W	61070	13148	261504	65103	
	344 ITALY	705	450	2115	1350	
	347 JAPAN	47223	1085	51703	1211	
	354 NETHRLNDS	52600	4376	150966	11432	
	359 NORWAY	560	301	560	301	
	366 PORTUGAL	22046	603	44092	1213	
	375 SWEDEN	2205	2625	97964	29598	
	376 SWITZRLND	66	1220	346	1982	
	400 U STATES	1232872	143611	11831397	1030087	
			1503874	187590	13620666	
SODA PHOSPHATE TRISODIUM	400 U STATES	LB 158775	8503	701765	38681	8368
		158775	8503	701765	38681	
SODA FLUORIDE	100 U KINGDOM	LB 46250	5353	236826	27751	8369
	400 U STATES	500	499	16475	4970	
		46750	5852	253301	32721	
SODA ANTIMONATE	100 U KINGDOM	LB		2240	507	8370
	400 U STATES			136000	32307	
				138240	32814	
ACID PHOSPHATE NOT MEDICINAL	400 U STATES	LB 47300	4098	959469	89006	8371
		47300	4098	959469	89006	
HYDROGEN PEROXIDES IN SOLUTION	100 U KINGDOM	LB		10000	1754	8373
	400 U STATES	30765	5432	415752	106134	
		30765	5432	425752	107888	
MAGNESIUM CARBONATE	100 U KINGDOM	LB 21120	1598	306620	21415	8374
	400 U STATES	1200	410	18825	2880	
		22320	2008	325445	24295	
MAGNESIUM SALTS COMPOUNDS NOP	100 U KINGDOM	LB 5000	1002	159610	13723	8375
	335 GERMANY W			36431	1561	
	354 NETHRLNDS			22000	312	
	400 U STATES	1135220	28035	7096180	197249	
		1140220	29037	7314221	212845	
MAGNESIUM SULPHATE EPSOM SALTS	100 U KINGDOM	LB 3640	168	32980	1342	8376
	335 GERMANY W	259917	2286	1605344	15237	
	354 NETHRLNDS			22045	258	
	400 U STATES	80000	1569	1128500	23000	
		343557	4023	2788869	39837	
MERCURY SALTS	100 U KINGDOM				3731	8377
	400 U STATES				1650	
					5381	
PHOSPHORUS AND COMPOUNDS N O P	400 U STATES	LB 28985	3583	145216	22072	8378
		28985	3583	145216	22072	
RADIUM AND COMPOUNDS	100 U KINGDOM		26452		36953	8379
	306 BELGIUM				72973	
	400 U STATES		31218		147211	
			57670		257137	
MOLYBDENUM OXIDE	400 U STATES	LB 30897	20588	228949	166069	8380
		30897	20588	228949	166069	
ETHYL CHLORIDE	400 U STATES	LB 2427524	161752	12731588	862131	8388
		2427524	161752	12731588	862131	
ACETONE	400 U STATES		457		3984	8389
			457		3984	
ETHYLENE DICHLORIDE	400 U STATES	LB		11400	1152	8390
				11400	1152	
AMYL ACETATE	100 U KINGDOM				153	8391
	400 U STATES		1169		17577	
			1169		17730	
BLACKING SHOE LEATHER DRESSING	100 U KINGDOM		12284		42332	8392
	234 AUSTRALIA				396	
	306 BELGIUM				282	
	335 GERMANY W		125		1299	
	344 ITALY				1807	
	354 NETHRLNDS		5846		36794	
	376 SWITZRLND				3005	
	400 U STATES		116167		844432	
			134422		930347	

IMPORTS INTO CANADA FOR CONSUMPTION

Articles and Countries from which Imported	MONTH OF JULY 1958		SEVEN MONTHS ENDED JULY 1958		Class Number
	Quantities	Values (\$)	Quantities	Values (\$)	
BLUEING LAUNDRY					8393
100 U KINGDOM		8654		30285	
400 U STATES		643		12396	
		9297		42681	
CAMPHOR NATURAL OR SYNTHETIC	LB				8394
100 U KINGDOM			6970	2818	
231 HONG KONG	1500	977	1900	1184	
335 GERMANY W			19841	8225	
354 NETHRLNDS			551	217	
393 TAIWAN			661	252	
400 U STATES	500	445	20030	10738	
	2000	1422	49953	23434	
CARBON BISULPHIDE N O P	LB				8395
400 U STATES			7700	549	
			7700	549	
CARBON TETRACHLORIDE	LB				8396
100 U KINGDOM			5150	714	
335 GERMANY W	38290	3042	41590	3291	
400 U STATES	2100	242	22802	3044	
	40390	3284	69542	7049	
CHLOROFORM	LB				8397
100 U KINGDOM			372	205	
335 GERMANY W			3086	470	
400 U STATES	2475	658	43181	11930	
	2475	658	46639	12605	
CYANIOE OF POTASSIUM	LB				8398
100 U KINGDOM	1000	328	8948	2896	
327 FRANCE			11023	3589	
335 GERMANY W			2320	977	
400 U STATES	110	63	29097	10831	
	1110	391	51388	18293	
ETHYLENE GLYCOL FOR ANTIFREEZE	LB				8399
ETHYLENE GLYCOL N O P	LB				8400
400 U STATES	3272	512	15190	3156	
	3272	512	15190	3156	
FORMALOEHYDE	LB				8401
400 U STATES	600730	20876	4101075	152948	
	600730	20876	4101075	152948	
GLYCERINE CRUDE	LB				8402
224 JAMAICA	90351	12731	336129	45002	
316 CUBA			250849	35508	
400 U STATES	628309	115256	3274879	571950	
	718660	127987	3861857	652460	
GLYCERINE FOR EXPLOSIVES	LB				8403
400 U STATES	116840	29838	569165	147208	
	116840	29838	569165	147208	
GLYCERINE N O P	LB				8404
335 GERMANY W			11000	2978	
400 U STATES	1140	314	181912	51111	
	1140	314	192912	54089	
INK PRINTING	LB				8405
100 U KINGDOM	71552	33936	207616	105476	
305 AUSTRIA	4190	1266	7210	2150	
306 BELGIUM	1234	818	2524	1437	
318 DENMARK	1286	872	5402	3712	
335 GERMANY W	9145	5061	61243	35599	
400 U STATES	136415	70394	923050	514207	
	223822	112347	1207045	662581	
INK ROTOGRAVURE	LB				8406
400 U STATES	55637	18004	658612	180298	
	55637	18004	658612	180298	
INK WRITING					8407
100 U KINGDOM		485		2063	
335 GERMANY W		84		2500	
344 ITALY				6240	
347 JAPAN		294		294	
400 U STATES		12661		73829	
		13524		84926	
NAPHTHALENE SOLID	LB				8408
100 U KINGDOM	220519	9547	554305	26676	
306 BELGIUM	671987	19830	1816400	59822	
335 GERMANY W	58850	3566	122249	7675	
354 NETHRLNDS	297821	12072	1341768	51146	
400 U STATES		8791		1927	
	1249177	45015	3843513	147246	
CHEMICALS FOR SYNTHETIC RESINS	LB				8410
335 GERMANY W			52046	13992	
400 U STATES	99000	27026	702130	187657	
	99000	27026	754176	201649	
SULPHURIC ETHER	LB				8411
400 U STATES	6550	3006	232081	57827	
	6550	3006	232081	57827	
THEOBROMINE DIMETHYL SULPHATE	LB				8412
POLISH KNIFE OR OTHER N O P					8413
100 U KINGDOM		796		21994	
234 AUSTRALIA				137	
318 DENMARK				145	
335 GERMANY W		2378		6365	
354 NETHRLNDS				7106	
376 SWITZRLND		822		822	
400 U STATES		34588		339123	
		38584		375692	
VANILLIN	LB				8414
100 U KINGDOM			1450	5050	

IMPORTS INTO CANADA FOR CONSUMPTION

Articles and Countries from which Imported	MONTH OF JULY 1958		SEVEN MONTHS ENDED JULY 1958		Class Number
	Quantities	Values (\$)	Quantities	Values (\$)	
335 GERMANY W			560	3023	
400 U STATES	600	1722	800	2329	
ALL OTHER DRUGS CHEMICALS NOP	600	1722	2810	10402	8415
100 U KINGDOM		449822		2531523	
203 B E AFR				120	
207 UN SO AFR				400	
220 BERMUDA		328		11635	
231 HONG KONG		329		19368	
234 AUSTRALIA				1991	
236 NEW ZEAL				16275	
305 AUSTRIA		118		1358	
306 BELGIUM		665		13222	
309 BRAZIL				6075	
317 CZECHO S				2192	
318 DENMARK		9021		38823	
326 FINLAND				215	
327 FRANCE		32180		214025	
335 GERMANY W		77596		456803	
344 ITALY		12981		45137	
347 JAPAN		9916		25191	
352 MEXICO		4000		16991	
353 MOROCCO		2797		7175	
354 NETHRLNDS		14985		100915	
359 NORWAY				548	
372 SPAIN				239	
375 SWEDEN		4060		29052	
376 SWITZRLND		42280		560232	
381 ALASKA		128		366	
384 P RICO				14333	
400 U STATES		4575561		30874751	
PHTHALIC ANHYDRIDE		5236767		34988955	8416
306 BELGIUM	LB		132480	21451	
327 FRANCE			165823	23811	
335 GERMANY W	29985	4410	137127	20495	
344 ITALY	734495	104795	2863352	421650	
365 POLAND			110000	15536	
400 U STATES			147117	30277	
MATERIALS NOP FOR PLASTICS	764480	109205	3555899	533220	8422
100 U KINGDOM		4185		48733	
306 BELGIUM				4489	
335 GERMANY W		6405		56811	
354 NETHRLNDS				2308	
376 SWITZRLND				223	
400 U STATES		677967		6241452	
CASINGS SYNTHETIC FOR MEATS		688557		6354016	8423
335 GERMANY W	LB		1278	1962	
400 U STATES	132	212	182958	249476	
TUNGSTEN CARBIDE IN TUBES	56331	74229	184236	251438	8425
400 U STATES		14913		55196	
BUTADIENE		14913		55196	8428
400 U STATES		666662		3028299	
ETHYL BENZENE		666662		3028299	8429
GASOLINE ANTI OXIDANTS	GAL				8430
400 U STATES	LB				
SYNTHETIC RESIN GLUE	40770	29757	241811	199393	8431
100 U KINGDOM	40770	29757	241811	199393	
327 FRANCE			8166	2968	
335 GERMANY W			396	119	
344 ITALY			8925	3625	
354 NETHRLNDS			675	674	
400 U STATES	186659	57195	1549768	489997	
RIBOFLAVIN	186659	57195	1568062	497445	8432
318 DENMARK				651	
335 GERMANY W		1458		3058	
376 SWITZRLND				13920	
400 U STATES		30347		229003	
YEAST DEAD OR INACTIVE		31805		246632	8433
376 SWITZRLND	LB		150	55	
400 U STATES	19285	7102	202924	67307	
CATALYSTS PETROLEUM REFINING	19285	7102	203074	67362	8434
100 U KINGDOM				168898	
400 U STATES		106924		1460971	
FATTY ALCOHOLS		106924		1629869	8435
100 U KINGDOM				530	
318 DENMARK				612	
327 FRANCE		359		359	
335 GERMANY W		2470		67471	
354 NETHRLNDS				1161	
400 U STATES		87251		734629	
FLUORESCENT COATING OR POWDER		90080		804762	8437
100 U KINGDOM	LB		260	885	
400 U STATES	5428	31634	55609	246760	
	5428	31634	55869	247645	

IMPORTS INTO CANADA FOR CONSUMPTION

Articles and Countries from which Imported	MONTH OF JULY 1958		SEVEN MONTHS ENDED JULY 1958		Class Number
	Quantities	Values (\$)	Quantities	Values (\$)	
CELLULOSE ESTERS NO ADMIXTURE					8500
100 U KINGDOM				815	
347 JAPAN				156	
400 U STATES		147203		1051308	
		147203		1052279	
CELLULOSE COMPOS MOULDING ETC					8530
100 U KINGDOM		116		116	
335 GERMANY W				437	
400 U STATES		61028		497099	
		61144		497652	
CELLULOSE PLASTICS FOAMD EXPND					8550
335 GERMANY W		284		1101	
400 U STATES		11073		58401	
		11357		59502	
CELLULOSE COMPOUNDS N O P					8570
400 U STATES		3177		46756	
		3177		46756	
CELLULOSE PLASTIC PRIM SHAPES					8600
100 U KINGDOM		2273		33517	
335 GERMANY W		861		5269	
344 ITALY				8056	
		131557		887016	
		134691		933858	
CELLUL PLAST SHAPES REINFORCED					8630
100 U KINGDOM				8508	
335 GERMANY W				3619	
400 U STATES		36815		221339	
		36815		233466	
LAMINATD MOULDED CELL PLASTICS					8650
100 U KINGDOM		621		4517	
335 GERMANY W				619	
400 U STATES		20207		94876	
		20828		100012	
CELL NITRATE ENGRAVING SHEETS					8670
100 U KINGDOM				217	
335 GERMANY W		180		13200	
354 NETHRLNDS				16890	
		9740		60708	
		9920		91015	
MFRS OF CELLULOSE PLASTICS NOP					8700
100 U KINGDOM		4339		49831	
203 B E AFR				1191	
231 HONG KONG		832		9731	
306 BELGIUM		69		328	
327 FRANCE		1663		3969	
335 GERMANY W		2368		12635	
336 GREECE				480	
342 IRAN				256	
344 ITALY		308		3716	
347 JAPAN		1437		3188	
354 NETHRLNDS				450	
359 NORWAY				443	
375 SWEDEN		1382		3242	
376 SWITZRLND				1983	
400 U STATES		146574		1088046	
		158972		1179489	
MFRS OF REGEN CELLULOSE NOP					8720
100 U KINGDOM		20882		168383	
231 HONG KONG		423		1515	
305 AUSTRIA		840		903	
318 DENMARK				376	
327 FRANCE				43565	
334 ST PIERRE				224	
335 GERMANY W		1511		4985	
344 ITALY				943	
347 JAPAN				560	
354 NETHRLNDS				1130	
359 NORWAY		800		800	
375 SWEDEN		1486		9311	
376 SWITZRLND		96		10006	
400 U STATES		88699		726854	
		114737		969555	
SYNTHETIC RESINS NO ADMIXTURE					8750
100 U KINGDOM		24051		126857	
327 FRANCE		21808		92029	
335 GERMANY W		18446		52780	
344 ITALY		15074		15156	
347 JAPAN				29593	
354 NETHRLNDS		3448		3448	
359 NORWAY		1253		9880	
376 SWITZRLND				7484	
400 U STATES		1591199		11447428	
		1675279		11784655	
SYNTHETIC RESINS IN SOLUTIONS					8770
100 U KINGDOM		196		1719	
335 GERMANY W		10461		50862	
347 JAPAN		4806		8894	
376 SWITZRLND				313	
		391782		3119587	
		407245		3181375	
SYNTH RESIN COMPS MOULDNG ETC					8800
100 U KINGDOM		26851		168583	
327 FRANCE		136		136	
335 GERMANY W		4586		9585	
375 SWEDEN				148	
400 U STATES		308448		2934137	
		340021		3112589	

IMPORTS INTO CANADA FOR CONSUMPTION

Articles and Countries from which Imported	MONTH OF JULY 1958		SEVEN MONTHS ENDED JULY 1958		Class Number
	Quantities	Values (\$)	Quantities	Values (\$)	
SYNTH RESINS FOAMED EXPANDED					8830
335 GERMANY W		16602		89263	
400 U STATES		177358		949351	
		193960		1038614	
SYNTH RESIN COMPOSITIONS NOP					8850
100 U KINGDOM		518		583	
335 GERMANY W				1099	
344 ITALY		321		547	
400 U STATES		137631		1364065	
		138470		1366294	
SYNT OR PROT PLAST PRIM SHAPES					8870
100 U KINGDOM		58220		407131	
335 GERMANY W		31885		140007	
344 ITALY				7952	
354 NETHRLNDS		1450		3643	
372 SPAIN				2797	
400 U STATES		710283		4868511	
		801838		5430041	
SYNTH RESIN SHAPES REINFORCED					8900
100 U KINGDOM		13753		34618	
306 BELGIUM		1768		2636	
335 GERMANY W				76	
400 U STATES		182577		1247414	
		198098		1284744	
LAMIN PLASTICS SYN RES BONDED					8930
100 U KINGDOM		1684		14268	
318 DENMARK				190	
335 GERMANY W				1084	
400 U STATES		74947		435791	
		76631		451333	
MFRS OF SYNT RES OR PROT PLAST					8950
100 U KINGDOM		49096		347353	
215 INDIA				1561	
231 HONG KONG		4519		42969	
234 AUSTRALIA				3726	
305 AUSTRIA		569		2857	
306 BELGIUM		1761		10347	
318 DENMARK		1598		8197	
327 FRANCE		5551		55211	
335 GERMANY W		28503		138498	
344 ITALY		18582		78873	
347 JAPAN		26801		145422	
354 NETHRLNDS		1265		8672	
372 SPAIN		5490		5903	
375 SWEDEN				366	
376 SWITZRLNO		70		728	
384 P RICO				5545	
400 U STATES		1274811		10733562	
		1418616		11589790	

IMPORTS INTO CANADA FOR CONSUMPTION

Articles and Countries from which Imported	MONTH OF JULY 1958		SEVEN MONTHS ENDED JULY 1958		Class Number
	Quantities	Values (\$)	Quantities	Values (\$)	
<u>GROUP 9</u>					
<u>MISCELLANEOUS COMMODITIES</u>					
FILM FOR REPRODUCTION	FEET				
100 U KINGDOM	6866	477	137578	8923	9000
327 FRANCE			33269	789	
336 GREECE			7700	1900	
400 U STATES	1101469	46765	5929655	307293	
	1108335	47242	6108202	318905	
BAGATELLE OR OTHER GAME BOARDS					
100 U KINGDOM		13483		33330	9001
231 HONG KONG				298	
306 BELGIUM				126	
327 FRANCE		86		3378	
335 GERMANY W		159		659	
344 ITALY		108		215	
347 JAPAN		343		1471	
354 NETHRLNDS		473		712	
375 SWEDEN				231	
400 U STATES		63303		518562	
		77955		558982	
BALLS CUES CUE RACKS	CUE TIPS				
100 U KINGDOM		1138		13390	9002
306 BELGIUM				50	
327 FRANCE				1977	
335 GERMANY W				325	
347 JAPAN				992	
400 U STATES		203		4172	
		1341		20906	
BALLS TENNIS	DOZ				
100 U KINGDOM	3762	10032	31156	70872	9004
317 CZECHO S			300	432	
375 SWEDEN			100	298	
400 U STATES			288	1148	
	3762	10032	31844	72750	
BALLS ALL KINDS NOP FOR SPORTS					
100 U KINGDOM		5670		45918	9005
215 INDIA		146		1796	
216 PAKISTAN		1544		6267	
234 AUSTRALIA		1050		6258	
236 NEW ZEAL				286	
305 AUSTRIA		50		596	
306 BELGIUM		520		1637	
317 CZECHO S		561		1602	
318 DENMARK				103	
327 FRANCE		951		3937	
335 GERMANY W		532		7782	
340 HUNGARY				476	
344 ITALY		1317		2000	
347 JAPAN		666		7564	
354 NETHRLNDS		121		11712	
376 SWITZRLND				74	
400 U STATES		32563		203586	
		45691		301594	
FILMS X RAY					
100 U KINGDOM		37756		698972	9006
306 BELGIUM		983		48640	
376 SWITZRLND				2923	
400 U STATES		128338		929501	
		167077		1680036	
GUN COVERS GAME BAGS					
347 JAPAN		328		1624	9007
400 U STATES		4664		14062	
		4992		15686	
CRICKET BATS BALLS GLOVES					
100 U KINGDOM				14041	9008
234 AUSTRALIA				485	
400 U STATES				335	
				14861	
DOLLS					
100 U KINGDOM		3405		37444	9009
231 HONG KONG		8886		46088	
305 AUSTRIA				98	
317 CZECHO S				312	
327 FRANCE				269	
335 GERMANY W		1614		8342	
344 ITALY		2778		27011	
347 JAPAN		12651		49112	
354 NETHRLNDS				252	
359 NORWAY		94		94	
365 POLAND		1723		5588	
372 SPAIN		189		585	
390 GERMANY E				459	
400 U STATES		12192		72508	
		43532		248160	
FILMS PHOTOGRAPHERS					
100 U KINGDOM		33573		174108	9010
217 CEYLON				480	
306 BELGIUM		27565		291898	
314 COLOMBIA				480	
327 FRANCE				3429	
335 GERMANY W		14932		39926	

IMPORTS INTO CANADA FOR CONSUMPTION

161

Articles and Countries from which Imported	MONTH OF JULY 1958		SEVEN MONTHS ENDED JULY 1958		Class Number
	Quantities	Values (\$)	Quantities	Values (\$)	
347 JAPAN		66		415	
381 ALASKA				200	
400 U STATES		437506		3476676	
		513642		3987612	
FILMS CINEMATOGRAPH POSITIVES	FEET				9011
100 U KINGDOM	541485	45416	2764280	229168	
207 UN SO AFR			1035	275	
215 INDIA			2700	190	
225 TRINIDAD			1300	104	
231 HONG KONG	2800	222	20500	1445	
232 MALTA			1700	136	
234 AUSTRALIA	3000	240	14956	1486	
305 AUSTRIA			10800	864	
306 BELGIUM	7755	620	34850	2658	
316 CUBA	700	200	700	200	
318 DENMARK			4303	342	
320 DOM REP			400	120	
322 EGYPT			1100	88	
326 FINLAND			1024	300	
327 FRANCE	1164705	86985	6180729	460933	
335 GERMANY W	10019	847	169372	13277	
336 GREECE	17568	1405	17568	1405	
344 ITALY	37059	3823	284127	25936	
347 JAPAN			36187	2127	
354 NETHRLNDS			5475	477	
355 INDOONESIA			1400	112	
359 NORWAY			8200	978	
372 SPAIN			1181	94	
375 SWEDEN	1600	200	2842	446	
376 SWITZRLND	2100	210	56105	5069	
380 USSR	50130	4010	220323	17626	
387 VENEZUELA			7800	624	
388 YUGO SLAV E			1647	150	
390 GERMANY E	9722	778	18312	1598	
391 LEBANON	2100	168	3100	248	
400 U STATES	3524253	311694	29484727	2768708	
	5374996	456818	39358743	3537184	
FILMS FOR AERIAL PHOTOGRAPHY					9012
100 U KINGDOM				2323	
306 BELGIUM		416		416	
400 U STATES		16522		33603	
		16938		36342	
FISHING RODS					9013
100 U KINGDOM		1504		9814	
305 AUSTRIA				455	
311 BURMA		168		168	
318 DENMARK				97	
347 JAPAN		3040		103873	
359 NORWAY				627	
375 SWEDEN		133		607	
400 U STATES		21449		336533	
		26294		452174	
GOLF CLUBS AND FINISHED PARTS					9014
100 U KINGDOM		1030		20953	
234 AUSTRALIA		948		948	
400 U STATES		42772		396931	
		44750		418832	
MECHANICAL TOYS OF METAL					9016
100 U KINGDOM		16903		67168	
231 HONG KONG				6429	
327 FRANCE		208		2587	
335 GERMANY W		48610		106263	
344 ITALY				1539	
347 JAPAN		194397		600833	
375 SWEDEN				423	
400 U STATES		42498		267782	
		302616		1053024	
METAL JUVENILE CONSTR SETS					9017
100 U KINGDOM		22355		34152	
400 U STATES		1246		5485	
		23601		39637	
TOYS OF ALL KINDS N O P					9018
100 U KINGDOM		153098		654408	
216 PAKISTAN				392	
231 HONG KONG		19681		162649	
234 AUSTRALIA		88		11709	
305 AUSTRIA		780		22577	
306 BELGIUM		1052		8794	
317 CZECHOS		1295		8091	
318 DENMARK		5699		18244	
327 FRANCE		364		7197	
335 GERMANY W		58414		175680	
340 HUNGARY		1981		4765	
344 ITALY		1380		10215	
347 JAPAN		267885		973020	
354 NETHRLNDS		3712		16382	
359 NORWAY				303	
372 SPAIN				990	
375 SWEDEN		1897		8269	
376 SWITZRLND		119		276	
380 USSR				53	
390 GERMANY E		11454		17859	
400 U STATES		359022		1574891	
		887921		3676764	
SPORTSMENS FISHING TACKLE NOP					9019
100 U KINGDOM		16914		184949	

IMPORTS INTO CANADA FOR CONSUMPTION

Articles and Countries from which Imported	MONTH OF JULY 1958		SEVEN MONTHS ENDED JULY 1958		Class Number
	Quantities	Values (\$)	Quantities	Values (\$)	
231 HONG KONG		355		9340	
234 AUSTRALIA		4877		23365	
305 AUSTRIA		509		2109	
317 CZECHO S		349		734	
318 DENMARK		1272		2008	
327 FRANCE		13269		196440	
335 GERMANY W		9184		89475	
344 ITALY		556		5668	
347 JAPAN		30139		408161	
359 NORWAY		11032		71817	
372 SPAIN		539		5319	
375 SWEDEN		1775		49153	
376 SWITZRLND		902		8585	
400 U STATES		193960		2633659	
		285632		3690782	
FILMS CINEMATOGRAPH NEGATIVE					9020
100 U KINGDOM				953	
306 BELGIUM		1333		4779	
335 GERMANY W				151	
400 U STATES		13710		53738	
		15043		59621	
BRUSHES ARTISTS					9021
100 U KINGDOM		8957		34206	
313 CHINA		660		660	
318 DENMARK				162	
327 FRANCE		1787		2210	
335 GERMANY W		1068		16895	
347 JAPAN		4189		8020	
400 U STATES		513		17281	
		17174		79434	
BRUSHES PAINT AND VARNISH					9022
100 U KINGDOM		13203		108313	
231 HONG KONG		1438		7719	
313 CHINA		3573		13018	
317 CZECHO S				843	
335 GERMANY W				2489	
347 JAPAN		223		223	
354 NETHRLNDS				298	
359 NORWAY				321	
400 U STATES		1073		11033	
		19510		144257	
BRUSHES TOOTH	DOZ				9023
100 U KINGDOM	2942	4174	51741	51575	
231 HONG KONG	9900	2049	48660	8294	
327 FRANCE			540	284	
335 GERMANY W	97	186	237	353	
347 JAPAN			480	119	
400 U STATES	3672	4330	63779	63848	
	16611	10739	165437	124473	
BRUSHES TOILET N O P					9024
100 U KINGDOM		32079		103516	
231 HONG KONG				11055	
305 AUSTRIA		342		580	
306 BELGIUM				140	
313 CHINA		486		486	
317 CZECHO S				969	
318 DENMARK		57		57912	
327 FRANCE		1149		22379	
335 GERMANY W		7600		36739	
344 ITALY		581		581	
347 JAPAN				2472	
354 NETHRLNDS		836		1963	
375 SWEDEN		465		4001	
376 SWITZRLND		792		1085	
400 U STATES		13485		108858	
		57872		352736	
BRUSHES ALL OTHER N O P					9025
100 U KINGDOM		11320		106132	
231 HONG KONG		604		831	
306 BELGIUM		285		762	
317 CZECHO S				1936	
318 DENMARK		251		981	
327 FRANCE				4996	
335 GERMANY W		4766		17552	
340 HUNGARY		884		1780	
344 ITALY				78	
347 JAPAN		1200		3472	
354 NETHRLNDS		1241		15864	
376 SWITZRLND		184		552	
384 P RICO		212		292	
400 U STATES		67938		415919	
		88885		571147	
PACKAGES CONTAINING GOODS					9030
100 U KINGDOM		328966		2166451	
203 B E AFR		84		1067	
207 UN SO AFR		2105		16022	
208 BSA OTHER				500	
210 GHANA		19		19	
215 INDIA		1852		19903	
216 PAKISTAN		193		1480	
217 CEYLON		269		6738	
218 MALAYA				607	
219 BEI OTHER				53	
221 B GUIANA		2949		42144	
223 BARBADOS		1795		15223	
224 JAMAICA		715		10471	

IMPORTS INTO CANADA FOR CONSUMPTION

Articles and Countries from which Imported	MONTH OF JULY 1958		SEVEN MONTHS ENDED JULY 1958		Class Number
	Quantities	Values (\$)	Quantities	Values (\$)	
SYNTH RESINS FOAMED EXPANDED					8830
335 GERMANY W		16602		89263	
400 U STATES		177358		949351	
		193960		1038614	
SYNTH RESIN COMPOSITIONS NOP					8850
100 U KINGDOM		518		583	
335 GERMANY W				1099	
344 ITALY		321		547	
400 U STATES		137631		1364065	
		138470		1366294	
SYNT OR PROT PLAST PRIM SHAPES					8870
100 U KINGDOM		58220		407131	
335 GERMANY W		31885		140007	
344 ITALY				7952	
354 NETHRLNDS		1450		3643	
372 SPAIN				2797	
400 U STATES		710283		4868511	
		801838		5430041	
SYNTH RESIN SHAPES REINFORCED					8900
100 U KINGDOM		13753		34618	
306 BELGIUM		1768		2636	
335 GERMANY W				76	
400 U STATES		182577		1247414	
		198098		1284744	
LAMIN PLASTICS SYN RES BONDED					8930
100 U KINGDOM		1684		14268	
318 DENMARK				190	
335 GERMANY W				1084	
400 U STATES		74947		435791	
		76631		451333	
MFRS OF SYNT RES OR PROT PLAST					8950
100 U KINGDOM		49096		347353	
215 INDIA				1561	
231 HONG KONG		4519		42969	
234 AUSTRALIA				3726	
305 AUSTRIA		569		2857	
306 BELGIUM		1761		10347	
318 DENMARK		1598		8197	
327 FRANCE		5551		55211	
335 GERMANY W		28503		138498	
344 ITALY		18582		78873	
347 JAPAN		26801		145422	
354 NETHRLNDS		1265		8672	
372 SPAIN		5490		5903	
375 SWEDEN				366	
376 SWITZRLND		70		728	
384 P RICO				5545	
400 U STATES		1274811		10733562	
		1418616		11589790	

IMPORTS INTO CANADA FOR CONSUMPTION

Articles and Countries from which Imported	MONTH OF JULY 1958		SEVEN MONTHS ENDED JULY 1958		Class Number
	Quantities	Values (\$)	Quantities	Values (\$)	
<u>GROUP 9</u>					
<u>MISCELLANEOUS COMMODITIES</u>					
FILM FOR REPRODUCTION	FEET				
100 U KINGDOM	6866	477	137578	8923	9000
327 FRANCE			33269	789	
336 GREECE			7700	1900	
400 U STATES	1101469	46765	5929655	307293	
	1108335	47242	6108202	318905	
BAGATELLE OR OTHER GAME BOARDS					9001
100 U KINGDOM		13483		33330	
231 HONG KONG				298	
306 BELGIUM				126	
327 FRANCE		86		3378	
335 GERMANY W		159		659	
344 ITALY		108		215	
347 JAPAN		343		1471	
354 NETHRLNDS		473		712	
375 SWEDEN				231	
400 U STATES		63303		518562	
		77955		558982	
BALLS CUES CUE RACKS CUE TIPS					9002
100 U KINGDOM		1138		13390	
306 BELGIUM				50	
327 FRANCE				1977	
335 GERMANY W				325	
347 JAPAN				992	
400 U STATES		203		4172	
		1341		20906	
BALLS TENNIS	002				9004
100 U KINGDOM	3762	10032	31156	70872	
317 CZECHO S			300	432	
375 SWEDEN			100	298	
400 U STATES			288	1148	
	3762	10032	31844	72750	
BALLS ALL KINDS NOP FOR SPORTS					9005
100 U KINGDOM		5670		45918	
215 INDIA		146		1796	
216 PAKISTAN		1544		6267	
234 AUSTRALIA		1050		6258	
236 NEW ZEAL				286	
305 AUSTRIA		50		596	
306 BELGIUM		520		1637	
317 CZECHO S		561		1602	
318 DENMARK				103	
327 FRANCE		951		3937	
335 GERMANY W		532		7782	
340 HUNGARY				476	
344 ITALY		1317		2000	
347 JAPAN		666		7564	
354 NETHRLNDS		121		11712	
376 SWITZRLND				74	
400 U STATES		32563		203586	
		45691		301594	
FILMS X RAY					9006
100 U KINGDOM		37756		698972	
306 BELGIUM		983		48640	
376 SWITZRLND				2923	
400 U STATES		128338		929501	
		167077		1680036	
GUN COVERS GAME BAGS					9007
347 JAPAN		328		1624	
400 U STATES		4664		14062	
		4992		15686	
CRICKET BATS BALLS GL DVES					9008
100 U KINGDOM				14041	
234 AUSTRALIA				485	
400 U STATES				335	
				14861	
DOLLS					9009
100 U KINGDOM		3405		37444	
231 HONG KONG		8886		46088	
305 AUSTRIA				96	
317 CZECHO S				312	
327 FRANCE				269	
335 GERMANY W		1614		8342	
344 ITALY		2778		27011	
347 JAPAN		12651		49112	
354 NETHRLNDS				252	
359 NORWAY		94		94	
365 POLAND		1723		5588	
372 SPAIN		189		585	
390 GERMANY E				459	
400 U STATES		12192		72508	
		43532		248160	
FILMS PHOTOGRAPHERS					9010
100 U KINGDOM		33573		174108	
217 CEYLON				480	
306 BELGIUM		27565		291898	
314 COLOMBIA				480	
327 FRANCE				3429	
335 GERMANY W		14932		39926	

IMPORTS INTO CANADA FOR CONSUMPTION

161

Articles and Countries from which Imported	MONTH OF JULY 1958		SEVEN MONTHS ENDED JULY 1958		Class Number
	Quantities	Values (\$)	Quantities	Values (\$)	
347 JAPAN		66		415	
381 ALASKA				200	
400 U STATES		437506		3476676	
		513642		3987612	
FILMS CINEMATOGRAPH POSITIVES	FEET				9011
100 U KINGDOM	541485	45416	2764280	229168	
207 UN SO AFR			1035	275	
215 INDIA			2700	190	
225 TRINIDAD			1300	104	
231 HONG KONG	2800	222	20500	1445	
232 MALTA			1700	136	
234 AUSTRALIA	3000	240	14956	1486	
305 AUSTRIA			10800	864	
306 BELGIUM	7755	620	34850	2658	
316 CUBA	700	200	700	200	
318 DENMARK			4303	342	
320 DOM REP			400	120	
322 EGYPT			1100	88	
326 FINLAND			1024	300	
327 FRANCE	1164705	86985	6180729	460933	
335 GERMANY W	10019	847	169372	13277	
336 GREECE	17568	1405	17568	1405	
344 ITALY	37059	3823	284127	25936	
347 JAPAN			36187	2127	
354 NETHRLNDS			5475	477	
355 INDONESIA			1400	112	
359 NORWAY			8200	978	
372 SPAIN			1181	94	
375 SWEDEN	1600	200	2842	446	
376 SWITZRLND	2100	210	56105	5069	
380 USSR	50130	4010	220323	17626	
387 VENEZUELA			7800	624	
388 YUGO SLAV			1647	150	
390 GERMANY E	9722	778	18312	1598	
391 LEBANON	2100	168	3100	248	
400 U STATES	3524253	311694	29484727	2768708	
	5374996	456818	39358743	3537184	
FILMS FOR AERIAL PHOTOGRAPHY					9012
100 U KINGDOM				2323	
306 BELGIUM		416		416	
400 U STATES		16522		33603	
		16938		36342	
FISHING RODS					9013
100 U KINGDOM		1504		9814	
305 AUSTRIA				455	
311 BURMA		168		168	
318 DENMARK				97	
347 JAPAN		3040		103873	
359 NORWAY				627	
375 SWEDEN		133		607	
400 U STATES		21449		336533	
		26294		452174	
GOLF CLUBS AND FINISHED PARTS					9014
100 U KINGDOM		1030		20953	
234 AUSTRALIA		948		948	
400 U STATES		42772		396931	
		44750		418832	
MECHANICAL TOYS OF METAL					9016
100 U KINGDOM		16903		67168	
231 HONG KONG				6429	
327 FRANCE		208		2587	
335 GERMANY W		48610		106263	
344 ITALY				1539	
347 JAPAN		194397		600833	
375 SWEDEN				423	
400 U STATES		42498		267782	
		302616		1053024	
METAL JUVENILE CONSTR SETS					9017
100 U KINGDOM		22355		34152	
400 U STATES		1246		5485	
		23601		39637	
TOYS OF ALL KINDS N D P					9018
100 U KINGDOM		153098		654408	
216 PAKISTAN				392	
231 HONG KONG		19681		162649	
234 AUSTRALIA		88		11709	
305 AUSTRIA		780		22577	
306 BELGIUM		1052		8794	
317 CZECHOS		1295		8091	
318 DENMARK		5699		18244	
327 FRANCE		364		7197	
335 GERMANY W		58414		175680	
340 HUNGARY		1981		4765	
344 ITALY		1380		10215	
347 JAPAN		267885		973020	
354 NETHRLNDS		3712		16382	
359 NORWAY				303	
372 SPAIN				990	
375 SWEDEN		1897		8269	
376 SWITZRLND		119		276	
380 USSR				53	
390 GERMANY E		11454		17859	
400 U STATES		359022		1574891	
		887921		3676764	
SPORTSMENS FISHING TACKLE NOP					9019
100 U KINGDOM		16914		184949	

IMPORTS INTO CANADA FOR CONSUMPTION

Articles and Countries from which Imported	MONTH OF JULY 1958		SEVEN MONTHS ENDED JULY 1958		Class Number
	Quantities	Values (\$)	Quantities	Values (\$)	
231 HONG KONG		355		9340	
234 AUSTRALIA		4877		23365	
305 AUSTRIA		509		2109	
317 CZECHO S		349		734	
318 DENMARK		1272		2008	
327 FRANCE		13269		196440	
335 GERMANY W		9184		89475	
344 ITALY		556		5668	
347 JAPAN		30139		408161	
359 NORWAY		11032		71817	
372 SPAIN		539		5319	
375 SWEDEN		1775		49153	
376 SWITZRLND		902		8585	
400 U STATES		193960		2633659	
		285632		3690782	
FILMS CINEMATOGRAH NEGATIVE					
100 U KINGDOM				953	9020
306 BELGIUM		1333		4779	
335 GERMANY W				151	
400 U STATES		13710		53738	
		15043		59621	
BRUSHES ARTISTS					
100 U KINGDOM		8957		34206	9021
313 CHINA		660		660	
318 DENMARK				162	
327 FRANCE		1787		2210	
335 GERMANY W		1068		16895	
347 JAPAN		4189		8020	
400 U STATES		513		17281	
		17174		79434	
BRUSHES PAINT AND VARNISH					
100 U KINGDOM		13203		108313	9022
231 HONG KONG		1438		7719	
313 CHINA		3573		13018	
317 CZECHO S				843	
335 GERMANY W				2489	
347 JAPAN		223		223	
354 NETHRLNDS				298	
359 NORWAY				321	
400 U STATES		1073		11033	
		19510		144257	
BRUSHES TOOTH					
100 U KINGDOM	DOZ	2942	51741	51575	9023
231 HONG KONG		9900	48660	8294	
327 FRANCE			540	284	
335 GERMANY W		97	237	353	
347 JAPAN			480	119	
400 U STATES		3672	63779	63848	
		16611	165437	124473	
BRUSHES TOILET N O P					
100 U KINGDOM		32079		103516	9024
231 HONG KONG				11055	
305 AUSTRIA		342		580	
306 BELGIUM				140	
313 CHINA		486		486	
317 CZECHO S				969	
318 DENMARK		57		57912	
327 FRANCE		1149		22379	
335 GERMANY W		7600		36739	
344 ITALY		581		581	
347 JAPAN				2472	
354 NETHRLNDS		836		1963	
375 SWEDEN		465		4001	
376 SWITZRLND		792		1085	
400 U STATES		13485		108858	
		57872		352736	
BRUSHES ALL OTHER N O P					
100 U KINGDOM		11320		106132	9025
231 HONG KONG		604		831	
306 BELGIUM		285		762	
317 CZECHO S				1936	
318 DENMARK		251		981	
327 FRANCE				4996	
335 GERMANY W		4766		17552	
340 HUNGARY		884		1780	
344 ITALY				78	
347 JAPAN		1200		3472	
354 NETHRLNDS		1241		15864	
376 SWITZRLND		184		552	
384 P RICO		212		292	
400 U STATES		67938		415919	
		88885		571147	
PACKAGES CONTAINING GOODS					
100 U KINGDOM		328966		2166451	9030
203 B E AFR		84		1067	
207 UN SO AFR		2105		16022	
208 BSA OTHER				500	
210 GHANA		19		19	
215 INDIA		1852		19903	
216 PAKISTAN		193		1480	
217 CEYLON		269		6738	
218 MALAYA				607	
219 BEI OTHER				53	
221 R GUIANA		2949		42144	
223 BARBADOS		1795		15223	
224 JAMAICA		715		10471	

IMPORTS INTO CANADA FOR CONSUMPTION

Articles and Countries from which Imported	MONTH OF JULY 1958		SEVEN MONTHS ENDED JULY 1958		Class Number
	Quantities	Values (\$)	Quantities	Values (\$)	
225 TRINIDAD		1 409		1 508 5	
228 LEEW WIND				35	
231 HONG KONG		209 61		1 472 64	
232 MALTA		6 46		2 662	
234 AUSTRALIA		17 856		50 535	
236 NEW ZEAL		9		2 62	
304 ARGENTINA		4 656		4 415 9	
305 AUSTRIA		22 70		9 248	
306 BELGIUM		15 699		8 441 2	
307 BEL CONGO				5	
309 BRAZIL		61 6		30 60	
312 CHILE				12	
313 CHINA		450		5 808 5	
314 COLOMBIA		461		11 05	
316 CUBA		420 2		9 308	
317 CZECHO S		17 673		9 698 9	
318 DENMARK		8 597		38 974	
321 ECUADOR		350		40 4	
325 ETHIOPIA				20	
326 FINLAND		190 3		81 15	
327 FRANCE		312 12		17 129 4	
328 FR AFRICA		131 7		6 694	
335 GERMANY W		86 734		47 530 9	
336 GREECE		30 8		11 55	
337 GUATEMALA				98	
338 HAITI		23		30 7	
340 HUNGARY		11 45		4 551	
344 ITALY		20 339		14 168 2	
347 JAPAN		1 657 95		9 532 89	
352 MEXICO		21 3		18 44	
353 MOROCCO		131		131	
354 NETHRLNDS		20 197		20 481 9	
355 INDONESIA		4		88	
359 NORWAY		83 6		30 33	
360 ISRAEL		20		190 3	
361 PANAMA				175	
364 PHIL				621	
365 POLAND		45 48		1 649 8	
366 PORTUGAL		185 2		11 519	
367 AZORES		19 7		7 63	
369 PORT ASIA		15		144	
372 SPAIN		45 76		28 697	
375 SWEDEN		1500 5		70 70 4	
376 SWITZRLND		10 319		20 919 4	
381 ALASKA				10 47	
383 HAWAII				4 62	
384 P RICO		22 57		10 514	
386 URUGUAY		95 36		100 32	
388 YUGO SLAV		59 8		26 11	
389 IRELAND		190 4		81 41	
390 GERMANY E		260 8		74 76	
393 TAIWAN		361		74 5	
396 SUOAN				95	
400 U STATES		173 677		136 278 7	
		992 432		655 883 9	
ORTHOPEdic APPLIANCES ETC					9050
100 U KINGDOM		75		57 69	
335 GERMANY W				112	
400 U STATES		899 8		633 40	
		907 3		692 21	
EFFECTS LEFT BY BEQUEST					9051
100 U KINGDOM		109 11		688 33	
203 B E AFR		54		56 79	
205 RHOO NYAS				750	
207 UN SO AFR				1500	
215 INDIA		500		700	
220 BERMUDA				50	
227 BAHAMAS		200		200	
230 GIBRALTAR				100	
236 NEW ZEAL		60		60	
305 AUSTRIA				50	
306 BELGIUM		150		148 5	
318 DENMARK		200		189 5	
326 FINLAND		100		100	
327 FRANCE				84 5	
335 GERMANY W		65		37 85	
340 HUNGARY				5300	
344 ITALY		2000		26 56	
354 NETHRLNDS		400		75 84	
359 NORWAY				122 3	
365 POLAND				1150	
366 PORTUGAL				1150	
375 SWEDEN				1200	
376 SWITZRLND		1200		136 5	
391 LEBANON				400	
400 U STATES		172 87		183 84 9	
		331 27		291 90 9	
ARTIFICIAL LIMBS AND PARTS					9053
100 U KINGDOM		432		38 37	
335 GERMANY W				300	
400 U STATES		129 98		672 20	
		134 30		713 57	
BEAD ORNAMENTS					9055
100 U KINGDOM				183	
231 HONG KONG		52		77 62	
327 FRANCE		59		29 6	

IMPORTS INTO CANADA FOR CONSUMPTION

Articles and Countries from which Imported	MONTH OF JULY 1958		SEVEN MONTHS ENDED JULY 1958		Class Number
	Quantities	Values (\$)	Quantities	Values (\$)	
347 JAPAN		1248		1788	
400 U STATES		1065		13947	
BELTS N O P		2424		23976	
100 U KINGDOM		2539		11611	9056
215 INDIA		128		328	
231 HONG KONG		438		34411	
305 AUSTRIA				236	
306 BELGIUM		567		1396	
317 CZECHO S				79	
327 FRANCE		3044		13273	
335 GERMANY W		239		2717	
344 ITALY				3996	
347 JAPAN		139		596	
352 MEXICO		170		442	
372 SPAIN				95	
388 YUGO SLAV				1667	
400 U STATES		8206		94195	
BLINDS NOT TEXTILE OR PAPER		15470		165042	
231 HONG KONG				223	9057
335 GERMANY W				59	
347 JAPAN		7265		75136	
393 TAIWAN				1080	
400 U STATES		285		5245	
BOOT SHOE SHIRT STAY LACES		7550		81743	
100 U KINGDOM		451		1608	9058
335 GERMANY W				228	
347 JAPAN		1680		7486	
400 U STATES		1151		15293	
BOOTS SHOES AND SLIPPERS FELT PAIR		3282		24615	
100 U KINGDOM	PAIR	1559	1234	3037	2475
327 FRANCE				2880	1159
344 ITALY				83	184
400 U STATES		648	719	1358	1203
BOOTS SHOES AND SLIPPERS N O P PAIR		2207	1953	7358	5021
100 U KINGDOM	PAIR	20123	25572	41177	52189
215 INDIA				2400	744
231 HONG KONG		11167	4798	89916	31428
305 AUSTRIA				666	418
309 BRAZIL				10284	2226
317 CZECHO S				1290	812
327 FRANCE		1678	1597	3016	2633
335 GERMANY W		479	335	3385	4400
338 HAITI				2951	9474
344 ITALY		603	1645	48273	82075
347 JAPAN		104290	41279	338624	119642
352 MEXICO				438	793
354 NETHRLNDS		49805	47783	105796	94245
359 NORWAY		60	55	242	288
363 PERU		112	205	142	274
372 SPAIN				116	236
375 SWEDEN				234	375
383 HAWAII		208	358	892	1569
388 YUGO SLAV				238	287
400 U STATES		26682	27210	158689	229900
BROOMS AND WHISKS		215207	150837	808769	634008
100 U KINGDOM					223
335 GERMANY W			2898		3013
340 HUNGARY			1000		16550
344 ITALY					7489
347 JAPAN					604
352 MEXICO					11481
354 NETHRLNDS			255		487
359 NORWAY					126
365 POLAND					46067
381 ALASKA					58
388 YUGO SLAV					2495
400 U STATES			1891		24677
BUTTONS SHOE N O P			6044		113270
400 U STATES			876		9961
BUTTONS COLLAR AND CUFF			876		9961
100 U KINGDOM	GROSS			116	1911
305 AUSTRIA		10	1063	43	4383
317 CZECHO S				50	64
318 DENMARK		1	61	4	326
335 GERMANY W		7	2873	269	12837
347 JAPAN		192	415	243	1727
352 MEXICO				1	80
371 THAILAND				1	63
388 YUGO SLAV				1	74
400 U STATES		2000	22690	8145	139784
BUTTONS N O P	GROSS	2210	27102	8873	161249
100 U KINGDOM		2885	5903	13557	26973
224 JAMAICA		500	1390	1350	3796
231 HONG KONG				6180	3685
305 AUSTRIA				6	419
317 CZECHO S		175	103	2887	3173
318 DENMARK		39	394	307	2241

IMPORTS INTO CANADA FOR CONSUMPTION

165

Articles and Countries from which Imported	MONTH OF JULY 1958		SEVEN MONTHS ENDED JULY 1958		Class Number
	Quantities	Values (\$)	Quantities	Values (\$)	
327 FRANCE	360	240	857	1165	
335 GERMANY W	1509	4279	14391	22507	
344 ITALY	10362	5563	40294	27410	
347 JAPAN	41049	18816	205415	93848	
354 NETHRLNDS	1792	3107	6546	18574	
400 U STATES	56113	68610	508713	509949	
	114784	108405	800503	713740	
CASES BOXES DESKS FANCY					9067
100 U KINGDOM		18696		104557	
215 INDIA				528	
231 HONG KONG				676	
234 AUSTRALIA				83	
305 AUSTRIA		205		1235	
306 BELGIUM		110		1738	
316 CUBA				102	
317 CZECHO S		67		2710	
318 DENMARK		1008		2810	
327 FRANCE		1328		9390	
335 GERMANY W		12071		67907	
344 ITALY		4178		11957	
346 ITAL AFR				585	
347 JAPAN		14583		65236	
352 MEXICO				1422	
353 MOROCCO				1668	
354 NETHRLNDS		63		9013	
360 ISRAEL		445		2119	
372 SPAIN		179		879	
375 SWEDEN		188		1145	
376 SWITZRLND		812		3525	
380 USSR				612	
384 P RICO		5866		5866	
390 GERMANY E				261	
400 U STATES		108767		673830	
		168566		969854	
CHARITABLE DONATIONS					9068
100 U KINGDOM		100		100	
335 GERMANY W				78	
400 U STATES		2068		15818	
		2168		15996	
COMBS TOILET DRESSING FANCY					9069
100 U KINGDOM		591		16317	
231 HONG KONG				160	
305 AUSTRIA		1515		6413	
306 BELGIUM				174	
327 FRANCE		172		2615	
335 GERMANY W		1612		11315	
347 JAPAN		1193		6797	
376 SWITZRLND				228	
400 U STATES		7612		62477	
		12695		106496	
APPLIANCES FOR THE DEAF PARTS					9070
100 U KINGDOM		4320		24443	
305 AUSTRIA		2714		8970	
318 DENMARK		700		7649	
335 GERMANY W		152		4201	
354 NETHRLNDS				234	
400 U STATES		188121		1585255	
		196007		1630752	
FANS					9071
231 HONG KONG		259		6098	
318 DENMARK				109	
347 JAPAN				2903	
400 U STATES				564	
		259		9674	
INSOLES OF ALL KINDS					9072
100 U KINGDOM				9929	
335 GERMANY W		1187		4158	
347 JAPAN				58	
354 NETHRLNDS				1407	
400 U STATES		6018		51827	
		7205		67379	
JEWELLERY N O P					9073
100 U KINGDOM		32326		150279	
215 INDIA		390		7091	
216 PAKISTAN				199	
217 CEYLON				113	
220 BERMUDA				409	
221 B GUIANA				75	
224 JAMAICA		73		172	
230 GIBRALTAR		164		164	
231 HONG KONG		2559		12445	
234 AUSTRALIA				100	
305 AUSTRIA		41252		135685	
306 BELGIUM		107		320	
313 CHINA		283		630	
317 CZECHO S		20300		94964	
318 DENMARK		390		3375	
327 FRANCE		6340		20864	
335 GERMANY W		123633		716799	
340 HUNGARY				204	
344 ITALY		17350		54671	
347 JAPAN		33231		173212	
352 MEXICO		2097		10025	
354 NETHRLNDS		372		1035	
357 NETH ANT				1240	
359 NORWAY				1712	

IMPORTS INTO CANADA FOR CONSUMPTION

Articles and Countries from which Imported	MONTH OF JULY 1958		SEVEN MONTHS ENDED JULY 1958		Class Number
	Quantities	Values (\$)	Quantities	Values (\$)	
360 ISRAEL				2116	
366 PORTUGAL				466	
371 THAILAND		563		10700	
372 SPAIN		1720		12811	
375 SWEDEN		289		773	
376 SWITZRLND		1609		13864	
379 TURKEY		600		600	
387 VENEZUELA				64	
388 YUGO SLAV				806	
389 IRELAND		4654		18878	
390 GERMANY E				275	
400 U STATES		193128		1390769	
		483430		2837905	
MATTRESSES					9075
100 U KINGDOM		21147		307714	
327 FRANCE				713	
335 GERMANY W		279		20184	
347 JAPAN		2203		23004	
354 NETHRLNDS				719	
400 U STATES		15301		79213	
		38930		431547	
PICTURE AND PHOTOGRAPH FRAMES					9076
100 U KINGDOM		7457		17341	
231 HONG KONG				683	
305 AUSTRIA		515		1364	
306 BELGIUM				325	
313 CHINA				68	
318 DENMARK		2023		5240	
327 FRANCE		190		2585	
335 GERMANY W		510		5687	
344 ITALY		5361		18731	
347 JAPAN		1463		27420	
352 MEXICO		131		930	
354 NETHRLNDS		390		4907	
372 SPAIN				1083	
400 U STATES		18591		199994	
		36631		286358	
POCKET BOOKS PORTFOLIOS PURSES					9077
100 U KINGDOM		84134		421709	
215 INDIA		360		2200	
224 JAMAICA		150		532	
227 BAHAMAS				58	
231 HONG KONG		3482		30316	
234 AUSTRALIA				325	
304 ARGENTINA		98		98	
305 AUSTRIA		3583		8763	
306 BELGIUM		6486		11620	
316 CUBA				226	
317 CZECHO S		863		3275	
322 EGYPT				193	
327 FRANCE		32821		59507	
335 GERMANY W		47496		205563	
337 GUATEMALA				103	
338 HAITI				740	
340 HUNGARY		3416		8916	
344 ITALY		33817		142714	
347 JAPAN		41982		289695	
352 MEXICO		1861		29887	
353 MOROCCO		271		3451	
354 NETHRLNDS		2734		46781	
360 ISRAEL				1346	
365 POLAND				132	
372 SPAIN		528		2658	
375 SWEDEN		744		2153	
376 SWITZRLND		593		5492	
378 JORDAN		146		146	
384 P RICO				2607	
388 YUGO SLAV				1427	
390 GERMANY E		134		416	
400 U STATES		257578		1919946	
		523277		3202995	
REFRIGERATORS ELECTRIC NO P					9078
100 U KINGDOM	NO	288	16278	2713	179882
335 GERMANY W		330	13535	830	34200
344 ITALY				3	255
400 U STATES		8736	1277227	68076	10822330
		9354	1307040	71622	11036667
REFRIGERATORS NO P					9079
100 U KINGDOM	NO	11	1230	36	3983
306 BELGIUM		5	1224	7	1745
400 U STATES		411	19940	2249	88520
		427	22394	2292	94248
REGALIA AND BADGES					9080
100 U KINGDOM		5779		29817	
215 INDIA		389		2686	
216 PAKISTAN		712		3057	
231 HONG KONG		375		1149	
327 FRANCE		359		3699	
335 GERMANY W		877		4718	
344 ITALY		733		2325	
347 JAPAN		59		2302	
354 NETHRLNDS				138	
376 SWITZRLND		90		158	
400 U STATES		5159		43971	
		14532		94020	

IMPORTS INTO CANADA FOR CONSUMPTION

167

Articles and Countries from which Imported	MONTH OF JULY 1958		SEVEN MONTHS ENDED JULY 1958		Class Number
	Quantities	Values (\$)	Quantities	Values (\$)	
SHADES LAMP NO. SHADE HOLDERS					9081
100 U KINGDOM				323	
231 HONG KONG		99		150	
318 DENMARK				267	
327 FRANCE		99		1410	
335 GERMANY W		535		1429	
344 ITALY		220		684	
347 JAPAN				462	
354 NETHRLNDS		799		851	
400 U STATES		9658		90674	
		11410		96250	
SPECTACLE FRAMES AND PARTS NO.					9082
100 U KINGDOM				8420	
215 INDIA		1233		1819	
305 AUSTRIA		2072		6135	
327 FRANCE		4467		20310	
335 GERMANY W		12819		122031	
344 ITALY		5228		37006	
347 JAPAN		2931		7471	
400 U STATES		170762		1499217	
		199512		1702409	
PARTS FOR SPECTACLE FRAMES					9083
400 U STATES		51946		331114	
		51946		331114	
TOBACCO PIPES SMOKERS SETS					9084
100 U KINGDOM		12969		71052	
232 MALTA		437		857	
305 AUSTRIA		910		999	
306 BELGIUM				450	
317 CZECHO S		229		1358	
318 DENMARK		1255		2020	
327 FRANCE		13276		49543	
335 GERMANY W		1377		4009	
344 ITALY		7065		67420	
347 JAPAN		119		653	
354 NETHRLNDS				357	
376 SWITZRLND				299	
389 IRELAND				1227	
400 U STATES		2785		43315	
		40422		243559	
TOBACCO POUCHES CIGAR ETTE CASE					9085
100 U KINGDOM		4587		27016	
305 AUSTRIA				409	
317 CZECHO S		236		984	
327 FRANCE				201	
335 GERMANY W		1308		3403	
344 ITALY		112		317	
347 JAPAN		92		5408	
372 SPAIN				111	
400 U STATES		436		6388	
		6771		44237	
TOILET AND MANICURE SETS					9086
100 U KINGDOM		1059		7207	
305 AUSTRIA		2207		8736	
327 FRANCE				245	
335 GERMANY W		7363		35398	
344 ITALY		198		198	
376 SWITZRLND				61	
400 U STATES		1360		6787	
		12187		58632	
TRUNKS AND VALISES					9087
100 U KINGDOM		35526		237774	
231 HONG KONG		267		601	
234 AUSTRALIA		274		274	
305 AUSTRIA				74	
306 BELGIUM		76		76	
317 CZECHO S		959		27869	
318 DENMARK				58	
327 FRANCE				1138	
335 GERMANY W		2456		21326	
344 ITALY		1088		1881	
347 JAPAN		3737		35635	
352 MEXICO		97		168	
354 NETHRLNDS		224		3057	
359 NORWAY		551		746	
375 SWEDEN		1826		15202	
376 SWITZRLND		298		298	
400 U STATES		110393		714468	
		157772		1060645	
UMBRELLAS PARASOLS SUNSHADES					9088
100 U KINGDOM		454		9570	
231 HONG KONG		604		897	
305 AUSTRIA		132		132	
327 FRANCE				199	
335 GERMANY W		513		690	
344 ITALY		869		2130	
347 JAPAN		898		15850	
354 NETHRLNDS				969	
376 SWITZRLND		50		1088	
400 U STATES		3208		49050	
		6728		80575	
WINDOW SHADE OR BLIND ROLLERS					9090
375 SWEDEN				6972	
400 U STATES		5368		21968	
		5368		28940	

IMPORTS INTO CANADA FOR CONSUMPTION

Articles and Countries from which Imported	MONTH OF JULY 1958		SEVEN MONTHS ENDED JULY 1958		Class Number
	Quantities	Values (\$)	Quantities	Values (\$)	
REFRIGERATOR PARTS					
100 U KINGDOM		219371		984742	9091
306 BELGIUM		253		657	
318 DENMARK		1375		5399	
400 U STATES		499244		4920605	
		720243		5911403	
HOME OR FARM FREEZERS ELECTRIC					
400 U STATES	NO				9092
	4702	785251	29605	4971218	
	4702	785251	29605	4971218	
MINERAL MEDICINAL AERATED WATER					
100 U KINGDOM		68		1220	9103
327 FRANCE		12665		107173	
335 GERMANY W				689	
344 ITALY		264		1478	
354 NETHRLNDS				450	
381 ALASKA				521	
400 U STATES		17008		64453	
		30005		175984	
ACCORDIONS CONCERTINAS MELODEONS					
100 U KINGDOM	NO				9110
305 AUSTRIA	1	103	610	1368	
317 CZECHO S			149	497	
318 DENMARK			5	526	
326 FINLAND			1	208	
335 GERMANY W	185	5129	3135	76760	
344 ITALY	657	26607	5495	283136	
347 JAPAN			22	266	
354 NETHRLNDS			1	125	
359 NORWAY	1	179	1	179	
375 SWEDEN	1	342	21	2157	
376 SWITZRLND	71	689	403	3539	
390 GERMANY E	164	1049	3882	10086	
400 U STATES	53	3446	501	29273	
	1135	37784	14237	409342	
BRASS BAND INSTRUMENTS					
100 U KINGDOM		15796		116302	9111
216 PAKISTAN				137	
231 HONG KONG		122		122	
317 CZECHO S		1709		9467	
327 FRANCE		1101		47292	
335 GERMANY W		7104		41648	
344 ITALY				13757	
347 JAPAN		386		386	
352 MEXICO		136		1219	
354 NETHRLNDS				1249	
376 SWITZRLND				70	
379 TURKEY				752	
383 HAWAII				148	
400 U STATES		7579		106009	
		33933		338558	
HARPS					
400 U STATES	NO				9113
	1	3571	5	6382	
	1	3571	5	6382	
CABINET ORGANS					
335 GERMANY W	NO		15	1859	9114
347 JAPAN	4	273	13	994	
400 U STATES	4	752	15	3380	
	8	1025	43	6233	
PIPE ORGANS					
335 GERMANY W	NO		2	14965	9115
354 NETHRLNDS	1	8100	1	8100	
400 U STATES			4	17607	
	1	8100	7	40672	
ORGAN PARTS N O P					
100 U KINGDOM		16750		46248	9116
335 GERMANY W		1162		13356	
344 ITALY		2420		2420	
354 NETHRLNDS		218		2322	
376 SWITZRLND				271	
390 GERMANY E				857	
400 U STATES		9407		83938	
		29957		149412	
PIANOS					
100 U KINGDOM	NO		102	37226	9117
335 GERMANY W	12	4682	5	4889	
347 JAPAN	1	3141	27	7098	
354 NETHRLNDS	2	497	2	900	
400 U STATES	19	5634	405	133951	
	34	13954	541	184064	
PIANO PARTS N O P					
100 U KINGDOM		5758		56987	9118
335 GERMANY W		184		896	
375 SWEDEN				202	
400 U STATES		7560		72558	
		13502		130643	
PHONOGRAPH GRAMOPHONES N O P					
100 U KINGDOM		9087		97247	9119
231 HONG KONG		413		641	
305 AUSTRIA				94	
318 DENMARK				983	
327 FRANCE				213	
335 GERMANY W		1992		23379	
347 JAPAN				26126	
354 NETHRLNDS		546		15789	
376 SWITZRLND		764		8814	
400 U STATES		91685		841037	
		104487		1014323	

IMPORTS INTO CANADA FOR CONSUMPTION

Articles and Countries from which Imported		MONTH OF JULY 1958		SEVEN MONTHS ENDED JULY 1958		Class Number
		Quantities	Values (\$)	Quantities	Values (\$)	
PHONOGRAPH RECORDS		NO				9121
100	U KINGDOM	13474	14646	112737	97954	
231	HONG KONG			2956	2289	
234	AUSTRALIA	154	634	363	1399	
305	AUSTRIA	363	168	466	231	
306	BELGIUM	27000	2422	52000	6302	
317	CZECHO S	276	342	1451	773	
318	DENMARK			462	362	
326	FINLAND	579	449	1787	1240	
327	FRANCE	15776	17599	67187	84668	
335	GERMANY W	5766	4387	48853	34081	
336	GREECE			1680	601	
340	HUNGARY	5220	2921	10688	6080	
344	ITALY	14621	6563	58803	33343	
347	JAPAN	331	181	3545	1626	
354	NETHRLNDS	847	908	4211	5113	
365	POLAND	57	77	319	322	
366	PORTUGAL			36	70	
375	SWEDEN			275	344	
376	SWITZRLND	74	82	2242	1615	
380	USSR			1254	427	
388	YUGO SLAV			908	730	
390	GERMANY E			172	160	
400	U STATES	90863	70645	1585405	871333	
		175401	122024	1957800	1151063	
OTHER MUSICAL INSTRUMENTS						9122
100	U KINGDOM		4127		17559	
231	HONG KONG				127	
305	AUSTRIA		311		1797	
316	CUBA				240	
317	CZECHO S		1858		8296	
327	FRANCE		15923		25128	
335	GERMANY W		15237		120314	
344	ITALY		490		4774	
347	JAPAN		7227		35875	
352	MEXICO		428		7903	
354	NETHRLNDS				4237	
365	POLAND				169	
375	SWEDEN				265	
376	SWITZRLND		4738		20879	
390	GERMANY E		2875		6688	
400	U STATES		131934		1188480	
			185148		1442731	
MUSICAL INSTRUMENT STRINGS						9123
100	U KINGDOM		201		938	
305	AUSTRIA		1453		4281	
318	DENMARK				188	
335	GERMANY W		460		8519	
400	U STATES		4580		43199	
			6694		57125	
PHONOGRAPHS COIN OPERATED		NO				9124
400	U STATES	121	70217	938	543603	
		121	70217	938	543603	
PHOTOFLASH LAMPS		NO				9127
354	NETHRLNDS			120000	4050	
400	U STATES	85380	7084	238069	19204	
		85380	7084	358069	23254	
PHOTOGRAPHIC ACCESSORIES PARTS						9128
100	U KINGDOM		3553		174280	
231	HONG KONG				318	
234	AUSTRALIA				266	
305	AUSTRIA				118	
306	BELGIUM		70		435	
317	CZECHO S		143		8226	
318	DENMARK		314		314	
327	FRANCE		145		8741	
335	GERMANY W		62927		358607	
344	ITALY		5840		11397	
347	JAPAN		35153		235877	
354	NETHRLNDS				16779	
375	SWEDEN		203		1157	
376	SWITZRLND		494		7716	
390	GERMANY E		530		709	
400	U STATES		445174		2614904	
			554546		3439844	
THERMOMETERS						9129
100	U KINGDOM		1024		60388	
305	AUSTRIA				255	
306	BELGIUM				162	
318	DENMARK				645	
327	FRANCE		970		3609	
335	GERMANY W		1822		11281	
344	ITALY				1922	
347	JAPAN		13870		71476	
352	MEXICO				6681	
375	SWEDEN		63		361	
376	SWITZRLND		93		1009	
390	GERMANY E		3843		26069	
400	U STATES		65823		598937	
			96508		782795	
APPARATUS X RAY						9130
100	U KINGDOM		4683		59252	
318	DENMARK		404		10207	
335	GERMANY W		11906		87346	
344	ITALY				12722	
347	JAPAN				402	

IMPORTS INTO CANADA FOR CONSUMPTION

Articles and Countries from which Imported	MONTH OF JULY 1958		SEVEN MONTHS ENDED JULY 1958		Class Number	
	Quantities	Values (\$)	Quantities	Values (\$)		
354 NETHRLNDS		12526		114002	9132	
375 SWEDEN		469		19345		
400 U STATES		272186		2507890		
		302174		2811166		
BOTANICAL SPECIMENS						
100 U KINGDOM		282		1390	9132	
203 B E AFR				200		
215 INDIA				933		
335 GERMANY W				741		
347 JAPAN				265		
390 GERMANY E				179		
400 U STATES		3070		25186		
		3352		28894		
OLD COINS STAMPS						
TROPHIES						9133
100 U KINGDOM		798		4208		
207 UN SO AFR				268		
211 NIGERIA				95		
231 HONG KONG		153		153		
234 AUSTRALIA				871		
305 AUSTRIA		313		1013		
306 BELGIUM				1469		
326 FINLAND				415		
335 GERMANY W				137		
344 ITALY		100		345		
353 MOROCCO				100		
354 NETHRLNDS				415		
359 NORWAY		277		777		
360 ISRAEL				280		
365 POLAND		103		103		
376 SWITZRLND				183		
388 YUGO SLAV		155		455		
389 IRELAND		50		2310		
400 U STATES		15295		130113		
		17244		143760		
CAMERAS AND CAMERA PARTS						
100 U KINGDOM		4668		20795	9134	
231 HONG KONG		229		1324		
234 AUSTRALIA				261		
305 AUSTRIA		40691		174853		
308 BOLIVIA				177		
317 CZECHOS				7269		
318 DENMARK		386		386		
327 FRANCE		1068		11152		
335 GERMANY W		193148		849329		
344 ITALY		841		1845		
347 JAPAN		182382		762420		
354 NETHRLNDS		57		547		
360 ISRAEL				175		
365 POLAND				175		
366 PORTUGAL				70		
375 SWEDEN		5534		15546		
376 SWITZRLND		45021		207186		
380 USSR				1029		
381 ALASKA				2538		
383 HAWAII				325		
387 VENEZUELA				200		
390 GERMANY E		22137		48250		
400 U STATES		301412		2067469		
		797574		4173321		
CAMERA PARTS UNFINISHED						
335 GERMANY W				862	9135	
400 U STATES		7629		107444		
		7629		108306		
CAMERA LENSES AND SHUTTERS						
100 U KINGDOM				612	9136	
327 FRANCE		1998		3552		
335 GERMANY W		374		14996		
347 JAPAN				747		
375 SWEDEN				980		
390 GERMANY E				225		
400 U STATES		26603		283043		
		28975		304155		
COLLECTIONS OF ANTIQUITIES						
100 U KINGDOM		43268		303341	9137	
218 MALAYA				95		
231 HONG KONG		2598		24585		
234 AUSTRALIA				219		
305 AUSTRIA				2334		
306 BELGIUM				79		
313 CHINA				175		
315 C RICA				210		
327 FRANCE		1272		5444		
335 GERMANY W				1572		
344 ITALY		499		11764		
347 JAPAN		80		1888		
352 MEXICO		625		625		
354 NETHRLNDS		954		2788		
359 NORWAY				500		
371 THAILAND				274		
372 SPAIN				1211		
376 SWITZRLND				4935		
389 IRELAND				180		
400 U STATES		18142		338894		
		67438		701113		
CYCLOMETERS AND SPEEDOMETERS						
100 U KINGDOM		1515		57862	9138	

IMPORTS INTO CANADA FOR CONSUMPTION

171

Articles and Countries from which Imported	MONTH OF JULY 1958		SEVEN MONTHS ENDED JULY 1958		Class Number
	Quantities	Values (\$)	Quantities	Values (\$)	
327 FRANCE				1425	
335 GERMANY W		2706		12839	
347 JAPAN				59	
354 NETHRLNDS				1229	
376 SWITZRLND				64	
400 U STATES		25233		125276	
GLOBES GEOGRAPHICAL		29454		198754	
100 U KINGDOM		585		2976	9139
335 GERMANY W		1830		7027	
347 JAPAN		72		72	
400 U STATES		21485		99140	
MODELS OF INVENTIONS		23972		109215	
100 U KINGDOM		54		1512	9140
354 NETHRLNDS				102	
400 U STATES		76499		579506	
APPARATUS FOR INSTITUTIONS		76553		581120	
100 U KINGDOM		23673		165844	9141
207 UN SO AFR				183	
305 AUSTRIA				2700	
306 BELGIUM		452		3301	
317 CZECHO S				65	
318 DENMARK		3315		16721	
327 FRANCE		878		9089	
335 GERMANY W		5778		54059	
344 ITALY				3823	
347 JAPAN				590	
354 NETHRLNDS				5735	
359 NORWAY		2529		7058	
360 ISRAEL				296	
365 POLAND				500	
375 SWEDEN		70		1105	
376 SWITZRLND		582		6640	
384 P RICO		72		968	
390 GERMANY E		186		186	
400 U STATES		644186		4516601	
OPERATING ROOM EQUIPMENT		681721		4795464	
100 U KINGDOM		5119		43950	9142
317 CZECHO S		695		2636	
327 FRANCE				625	
335 GERMANY W		732		17036	
347 JAPAN				760	
376 SWITZRLND				500	
400 U STATES		364466		2595927	
DENTAL INSTRUMENTS		371012		2661434	
100 U KINGDOM		11501		97829	9143
231 HONG KONG		198		311	
305 AUSTRIA		5371		27998	
306 BELGIUM		682		682	
317 CZECHO S		300		5241	
327 FRANCE		275		4554	
335 GERMANY W		26446		183399	
344 ITALY		3017		5861	
347 JAPAN		3873		33262	
354 NETHRLNDS		3246		6765	
375 SWEDEN				597	
376 SWITZRLND		946		8150	
390 GERMANY E		780		2511	
400 U STATES		239386		1451270	
SURGICAL TRUSSES AND SUPPORTS		296021		1828430	
100 U KINGDOM		53		53	9144
354 NETHRLNDS				712	
400 U STATES		1658		4560	
ARTICLES FOR THE BLIND		1711		5325	
100 U KINGDOM		728		1217	9145
335 GERMANY W		53		1278	
376 SWITZRLND				1765	
400 U STATES		1042		13020	
OPTICAL AND PHILOSOPHICAL INST		1823		17280	
100 U KINGDOM		45396		380547	9146
231 HONG KONG		703		6959	
305 AUSTRIA		88		609	
306 BELGIUM				236	
317 CZECHO S		459		519	
318 DENMARK				125	
327 FRANCE		3387		11105	
335 GERMANY W		31491		186456	
344 ITALY		2487		6607	
347 JAPAN		87970		501505	
354 NETHRLNDS				431	
375 SWEDEN				5560	
376 SWITZRLND		2987		9390	
390 GERMANY E				480	
400 U STATES		220983		1534961	
EDUCATIONAL FILMS		395951		2645510	
100 U KINGDOM		5245		33599	9148
207 UN SO AFR				475	
210 GHANA				80	

IMPORTS INTO CANADA FOR CONSUMPTION

Articles and Countries from which Imported		MONTH OF JULY 1958		SEVEN MONTHS ENDED JULY 1958		Class Number
		Quantities	Values (\$)	Quantities	Values (\$)	
224	JAMAICA				815	
234	AUSTRALIA				154	
306	BELGIUM		96		278	
317	CZECHOS				1128	
318	DENMARK				288	
327	FRANCE		177		5856	
335	GERMANY W		421		2274	
347	JAPAN				626	
352	MEXICO				80	
354	NETHRLNDS				868	
365	POLAND				2221	
375	SWEDEN		443		443	
376	SWITZRLND				213	
388	YUGO SLAV				613	
395	PORT W AF		1650		1650	
400	U STATES		93433		613736	
			101465		665399	
CINEMATOGRAPH CAMERAS						
335	GERMANY W				408	9149
400	U STATES		37624		66424	
			37624		66832	
SURGICAL INSTRUMENTS						
100	U KINGDOM		48052		255979	9150
216	PAKISTAN		998		8909	
306	BELGIUM				54	
318	DENMARK				597	
327	FRANCE		11286		28252	
335	GERMANY W		36288		194934	
344	ITALY		777		6970	
347	JAPAN		1408		60559	
352	MEXICO				10733	
354	NETHRLNDS				450	
375	SWEDEN		6879		48310	
376	SWITZRLNO		705		12097	
390	GERMANY E				1360	
400	U STATES		450774		3225867	
			557167		3853677	
BOATS OPEN PLEASURE						
100	U KINGDOM	NO				9152
234	AUSTRALIA	26	8449	149	32571	
318	DENMARK			3	1081	
327	FRANCE	16	2955	60	27577	
334	ST PIERRE	7	647	7	647	
335	GERMANY W			1	125	
344	ITALY	18	2855	73	15537	
347	JAPAN			1	149	
354	NETHRLNDS	63	4542	69	60959	
359	NORWAY	1	788	1	788	
375	SWEDEN	1	597	43	5995	
381	ALASKA			5	2723	
390	GERMANY E	3	1050	1	100	
400	U STATES	263	91460	4	6288	
		398	113343	1873	677422	
LAUNCHES FLEASURE MOTIVE POWER						
100	U KINGDOM	NO				9153
231	HONG KONG			15	12414	
335	GERMANY W			1	689	
375	SWEDEN	1	825	8	7274	
400	U STATES	30	148763	1	825	
		31	149588	171	750260	
SHIPS AND VESSELS REPAIRS ON						
306	BELGIUM				36961	9155
334	ST PIERRE		956		3011	
344	ITALY				2524	
400	U STATES		5332		171268	
			6288		213764	
SHIPS FOREIGN BUILT COASTAL						
327	FRANCE	NO				9156
				1	700000	
VESSELS FOREIGN BUILT N O P						
100	U KINGDOM		17280		1266993	9157
231	HONG KONG				2987	
318	DENMARK				2106	
335	GERMANY W				175	
347	JAPAN				1740	
354	NETHRLNDS		1160		79337	
375	SWEDEN				3380	
400	U STATES		97990		345325	
			116430		1702043	
TRUCK TRAILERS						
100	U KINGDOM	NO				9160
400	U STATES	10	4262	10	4262	
		40	111109	336	1297107	
		50	115371	346	1301369	
MOBILE HOMES						
100	U KINGDOM	NO				9161
354	NETHRLNDS	8	5978	14	9539	
400	U STATES	1	438	1	438	
		431	682669	2503	4163018	
		440	689085	2518	4172995	
BUGGIES CUTTERS VEHICLES N O P						
100	U KINGDOM	NO				9162
327	FRANCE		907	32	3494	
335	GERMANY W				417	
344	ITALY	2	317	1	202	
354	NETHRLNDS			2	317	
359	NORWAY			1	100	
400	U STATES			2	615	
		429	32804	2689	216472	
		431	34028	2727	221617	

IMPORTS INTO CANADA FOR CONSUMPTION

175

Articles and Countries from which Imported	MONTH OF JULY 1958		SEVEN MONTHS ENDED JULY 1958		Class Number	
	Quantities	Values (\$)	Quantities	Values (\$)		
CHILDRENS CARRIAGES AND PARTS	NO				9163	
100 U KINGDOM	338	8041	1878	41202		
335 GERMANY W			17	447		
354 NETHRLNDS			281	5677		
376 SWITZRLND			2	105		
400 U STATES	75	473	3169	24341		
	413	8514	5347	71772		
CHILDRENS SLEDS VEHICLES N O P					9164	
100 U KINGDOM		1611		15879		
335 GERMANY W		1544		4944		
354 NETHRLNDS				457		
400 U STATES		34592		239418		
		37747		260693		
WAGONS AND SLEDS FARM AND PTS	NO				9166	
400 U STATES	178	31823	1264	252758		
	178	31823	1264	252758		
WHEELBARROWS HAND TRUCKS CARTS	NO				9168	
100 U KINGDOM	89	1039	945	15920		
318 DENMARK			57	7755		
327 FRANCE			66	1004		
335 GERMANY W	36	231	80	787		
354 NETHRLNDS	51	998	75	5967		
375 SWEDEN	68	11895	121	21720		
376 SWITZRLND			1	57		
400 U STATES	5401	86796	54753	735742		
	5645	100959	56098	788952		
TRUCKS AND CARS N O P					9169	
100 U KINGDOM		252		31100		
400 U STATES		54552		490335		
		54804		521435		
AIRCRAFT NOT OVER 1500 LB WT	NO				9171	
100 U KINGDOM			1	3412		
400 U STATES	48	186101	240	1231741		
	48	186101	241	1235153		
AIRCRAFT 1501 TO 3000 LB WT	NO				9172	
400 U STATES	16	123123	101	1496921		
	16	123123	101	1496921		
AIRCRAFT 3001 TO 7500 LB WT	NO				9173	
400 U STATES	1	20640	20	1077309		
	1	20640	20	1077309		
AIRCRAFT OVER 7500 LB WEIGHT	NO				9174	
100 U KINGDOM	1	856455	16	13501274		
400 U STATES			11	4852436		
	1	856455	27	18353712		
AIRCRAFT PTS EXCLUDING ENG PTS					9175	
100 U KINGDOM		596983		4139480		
203 S E AFR				252		
231 HONG KONG		122		21746		
234 AUSTRALIA				4629		
304 ARGENTINA		3652		14531		
316 CUBA		1672		1793		
327 FRANCE				15283		
335 GERMANY W		630		2208		
341 ICELAND		3052		3236		
347 JAPAN		805		1870		
352 MEXICO		2540		32531		
354 NETHRLNDS		9575		40916		
363 PERU				2404		
366 PORTUGAL		2395		7539		
372 SPAIN				375		
375 SWEDEN		565		1488		
376 SWITZRLND				155		
381 ALASKA		224		7211		
400 U STATES		5932676		38799372		
		6554891		43097019		
PAINTINGS UNDER 20 DOLLARS	NO				9181	
100 U KINGDOM	46	335	765	3525		
231 HONG KONG			96	192		
305 AUSTRIA	44	382	443	2982		
306 BELGIUM			252	523		
313 CHINA			25	90		
318 DENMARK	6	76	816	3989		
327 FRANCE	24	225	94	890		
340 HUNGARY	191	884	661	3942		
344 ITALY	164	1145	493	3680		
347 JAPAN			51	179		
352 MEXICO			15	224		
354 NETHRLNDS	167	1343	452	2823		
400 U STATES	51	359	1870	5386		
	693	4749	6033	28425		
PAINTINGS 20 DOLLARS OR OVER						9182
100 U KINGDOM		13510		256604		
224 JAMAICA				86		
227 BAHAMAS				200		
231 HONG KONG		175		425		
234 AUSTRALIA				155		
305 AUSTRIA		7284		16353		
306 BELGIUM				275		
317 CZECHO S				80		
318 DENMARK		165		13621		
327 FRANCE		12091		79032		
331 FR OCEANA				120		
335 GERMANY W		2100		10472		
336 GREECE		460		6297		
338 HAITI				170		
340 HUNGARY		650		3638		

IMPORTS INTO CANADA FOR CONSUMPTION

Articles and Countries from which Imported	MONTH OF JULY 1958		SEVEN MONTHS ENDED JULY 1958		Class Number
	Quantities	Values (\$)	Quantities	Values (\$)	
344 ITALY		6633		24402	
347 JAPAN		75		490	
352 MEXICO		50		5609	
354 NETHRLNDS		6443		24764	
359 NORWAY				880	
360 ISRAEL		525		1972	
372 SPAIN				2211	
375 SWEDEN				160	
376 SWITZRLND		2392		2990	
383 HAWAII				2170	
388 YUGO SLAV				75	
389 IRELAND				2370	
400 U STATES		22937		705106	
		75490		1160727	
STATUES AND STATUETTES N O P					9183
100 U KINGDOM		3682		18091	
203 B E AFR		194		1292	
215 INDIA		60		851	
217 CEYLON				983	
224 JAMAICA		318		318	
231 HONG KONG		420		3067	
305 AUSTRIA		652		6949	
313 CHINA				368	
317 CZECHO S		103		103	
318 DENMARK		765		5247	
327 FRANCE		5443		10025	
335 GERMANY W		2684		10066	
336 GREECE				532	
340 HUNGARY				103	
344 ITALY		9565		21634	
347 JAPAN		6393		45715	
352 MEXICO				167	
354 NETHRLNDS		275		382	
360 ISRAEL		185		263	
365 POLAND				376	
366 PORTUGAL				484	
372 SPAIN		343		343	
375 SWEDEN		294		815	
376 SWITZRLND				197	
378 JORDAN		50		50	
380 USSR				254	
390 GERMANY E		649		1124	
400 U STATES		7301		43311	
		39376		173110	
PORCELAIN STATUES STATUETTES					9184
100 U KINGDOM		50352		245533	
227 BAHAMAS				482	
231 HONG KONG		492		2070	
305 AUSTRIA		185		4005	
306 BELGIUM		98		278	
318 DENMARK		1446		6413	
327 FRANCE		530		2439	
335 GERMANY W		8658		70289	
344 ITALY		3199		8621	
347 JAPAN		36039		199005	
354 NETHRLNDS		323		739	
372 SPAIN				92	
375 SWEDEN		51		210	
376 SWITZRLND				666	
390 GERMANY E		3952		9388	
400 U STATES		2862		20268	
		108187		570498	
MATERIAL FOR HARD METAL COMPS					9187
100 U KINGDOM		67		3559	
352 MEXICO				924	
375 SWEDEN				559	
400 U STATES		21292		304205	
		21359		309247	
ARTICLES FOR FERTILIZER MFR					9191
100 U KINGDOM				860	
306 BELGIUM				88	
327 FRANCE				88	
335 GERMANY W				300	
376 SWITZRLND				863	
400 U STATES		95566		242663	
		95566		244862	
ARTICLES FOR REPRESENTATIVES					9195
100 U KINGDOM		14299		62640	
203 B E AFR				200	
207 UN SO AFR				1765	
215 INDIA				362	
216 PAKISTAN				100	
223 BARBADOS				170	
225 TRINIDAD				364	
234 AUSTRALIA				1447	
304 ARGENTINA		240		2979	
305 AUSTRIA		250		2865	
306 BELGIUM		375		9935	
309 BRAZIL		686		1157	
312 CHILE		500		500	
313 CHINA				2050	
314 COLOMBIA				103	
316 CUBA				3643	
317 CZECHO S		5126		18931	
318 DENMARK		3052		17329	
320 DOM REP				200	

IMPORTS INTO CANADA FOR CONSUMPTION

Articles and Countries from which Imported	MONTH OF JULY 1958		SEVEN MONTHS ENDED JULY 1958		Class Number
	Quantities	Values (\$)	Quantities	Values (\$)	
326 FINLAND				1800	
327 FRANCE		4752		11142	
335 GERMANY W		21252		65743	
336 GREECE				3050	
338 HAITI		245		444	
342 IRAN				75	
344 ITALY		3624		7596	
347 JAPAN		50		9353	
352 MEXICO		132		10592	
354 NETHRLNDS		1548		57748	
355 INDONESIA				3050	
359 NORWAY				450	
360 ISRAEL		387		1086	
361 PANAMA				254	
363 PERU		350		2974	
364 PHIL		200		1800	
365 POLAND		5290		9226	
366 PORTUGAL				935	
372 SPAIN		150		12839	
375 SWEDEN				1384	
376 SWITZRLND				25409	
380 USSR		200		3795	
387 VENEZUELA				123	
388 YUGO SLAV		50		50	
389 IRELAND				305	
391 LEBANON				1000	
400 U STATES		36744		267822	
		99502		626785	
CANADIAN GOODS RETURNED					9195
100 U KINGDOM		51418		347147	
203 B E AFR				575	
205 RHOD NYAS				170	
207 UN SO AFR		5269		8548	
215 INDIA		2316		2316	
216 PAKISTAN		180		5103	
217 CEYLON				70	
220 BERMUDA		742		2245	
221 B GUIANA				37019	
223 BARBADOS				1575	
224 JAMAICA				21928	
225 TRINIDAD				12981	
227 BAHAMAS		1219		1219	
228 LEEW WIND		1757		1757	
231 HONG KONG				908	
234 AUSTRALIA				51167	
236 NEW ZEAL		718		1937	
305 AUSTRIA		797		797	
306 BELGIUM				80352	
308 BOLIVIA				400	
312 CHILE				195	
316 CUBA				5671	
318 DENMARK		125		914	
319 GREENLAND				1179	
320 DOM REP				713	
326 FINLAND				150	
327 FRANCE		2376		13936	
328 FR AFRICA				2810	
334 ST PIERR E				935	
335 GERMANY W				6938	
336 GREECE				266	
344 ITALY		60		553	
347 JAPAN		5758		39758	
352 MEXICO		561		711	
354 NETHRLNDS		2602		11216	
357 NETH ANT				1075	
359 NORWAY				5432	
363 PERU		1921		3531	
364 PHIL				16072	
372 SPAIN				250	
375 SWEDEN		2017		17755	
376 SWITZRLND				18394	
381 ALASKA				13048	
387 VENEZUELA				56122	
389 IRELAND		371		2171	
400 U STATES		778216		7279070	
		858423		8077079	
ARMS ETC BRITISH OR NATO CTYS					9196
100 U KINGDOM		95723		505469	
221 B GUIANA				1300	
224 JAMAICA				63	
234 AUSTRALIA				10210	
306 BELGIUM		200		200	
309 BRAZIL				15000	
316 CUBA				3781	
318 DENMARK		14537		16989	
326 FINLAND				177	
327 FRANCE		1773		22269	
335 GERMANY W		31553		180531	
344 ITALY		750		9957	
347 JAPAN		182		9774	
354 NETHRLNDS		802		16634	
357 NETH ANT				321270	
359 NORWAY				16357	
366 PORTUGAL				502	
372 SPAIN				95	
375 SWEDEN		228		1743	

IMPORTS INTO CANADA FOR CONSUMPTION

Articles and Countries from which Imported	MONTH OF JULY 1958		SEVEN MONTHS ENDED JULY 1958		Class Number
	Quantities	Values (\$)	Quantities	Values (\$)	
376 SWITZRLND		640		3 3205	
381 ALASKA		96696		4 30899	
400 U STATES		1 787 611		11 51 5934	
		2 030 695		13 11 2359	
EX WAREHOUSED SHIPS STORES NOP					9197
100 U KINGDOM		127 846		20 76 12	
221 B GUIANA		101		1 329	
223 BARBADOS				286	
327 FRANCE		994		6234	
335 GERMANY W				973	
344 ITALY		113		113	
354 NETHRLNDS		522		2276	
359 NORWAY				150	
384 P RICO				127	
400 U STATES		30 459		13 54 19	
		1 600 35		3 54 519	
BATTERY JARS GLASS OR RUBBER					9199
100 U KINGDOM				386	
335 GERMANY W		297		5368	
400 U STATES		58 763		69 6393	
		59 060		70 21 47	
CASUAL DONATIONS					9201
100 U KINGDOM		200		1 307	
220 BERMUDA				1356	
318 DENMARK				105	
335 GERMANY W		55		205	
347 JAPAN		50		100	
354 NETHRLNDS				168	
359 NORWAY				131	
400 U STATES		1 967		92 384	
		2 272		9 57 56	
CORSET CLASPS STEELS WIRES					9202
100 U KINGDOM		575		5286	
400 U STATES		7103		3 56 61	
		7 678		4 09 47	
FEATHERS FLOWERS ART FOR HATS					9204
100 U KINGDOM		569		1 405	
317 CZECHO S				5031	
327 FRANCE		19 335		5 74 00	
335 GERMANY W		16 927		7 55 92	
344 ITALY		215		215	
347 JAPAN		9 896		9 47 66	
354 NETHRLNDS				139	
390 GERMANY E		1 963		3 15 50	
400 U STATES		1 5997		11 94 03	
		6 4902		3 85 501	
RESCUE APPARATUS					9207
100 U KINGDOM		1 670		8 61 9	
305 AUSTRIA				1 796	
327 FRANCE				511	
335 GERMANY W		1 560		1 42 31	
354 NETHRLNDS				995	
400 U STATES		1 452 79		10 28 166	
		1 48 509		10 54 318	
MATERIALS FOR TEXTILE PRINTING					9208
100 U KINGDOM		3 215		1 28 42	
400 U STATES		4 854		4 44 64	
		8 069		5 73 06	
SALTS OF THORIUM OR CERIUM					9209
SPURS AND STILTS					9210
100 U KINGDOM		704		5 150	
400 U STATES				4078	
		704		9 22 8	
VACCINE AND PLASMA CONTAINERS					9212
100 U KINGDOM		140		3 145	
327 FRANCE				1 851	
335 GERMANY W				635	
400 U STATES		3 5970		11 06 40	
		3 61 10		11 62 71	
GOODS FREE BY ORDER IN COUNCIL					9213
100 U KINGDOM		4 526		10 70 1	
335 GERMANY W				813	
400 U STATES		11 748		13 94 83	
		1 62 74		1 50 997	
ARTICLES FOR MFR TOBACCO PIPES					9214
100 U KINGDOM				400	
327 FRANCE		549		549	
335 GERMANY W				90	
344 ITALY				650	
400 U STATES		389		7 64 9	
		938		9 33 8	
SAFETY GLASS SHEET ADHESIVES					9215
400 U STATES		8 1571		3 79 938	
		8 15 71		3 79 938	
TOURIST PURCHASES DUTY FREE					9228
100 U KINGDOM		2 275 15		6 36 176	
202 ADEN				99	
203 B E AFR		577		1 267	
205 RHOD NYAS				165	
208 BSA OTHER				664	
211 NIGERIA				258	
215 INDIA		297		1 799	
216 PAKISTAN		529		11 33	
217 CEYLON		144		174	
218 MALAYA		250		250	

IMPORTS INTO CANADA FOR CONSUMPTION

177

Articles and Countries from which Imported	MONTH OF JULY 1958		SEVEN MONTHS ENDED JULY 1958		Class Number
	Quantities	Values (\$)	Quantities	Values (\$)	
220 BERMUDA		15945		66272	
221 B GUIANA		55		544	
222 B HOND				9750	
223 BARBADOS				9148	
224 JAMAICA		3576		31486	
225 TRINIDAD		97		4053	
227 BAHAMAS		1605		14281	
230 GIBRALTAR				597	
231 HONG KONG		1977		7950	
232 MALTA				92	
234 AUSTRALIA		1037		5848	
236 NEW ZEAL		19		443	
303 ARABIA		100		396	
304 ARGENTINA		233		792	
305 AUSTRIA		2016		8439	
306 BELGIUM		6689		18127	
308 BOLIVIA		97		97	
309 BRAZIL		359		1278	
312 CHILE				276	
314 COLOMBIA				272	
316 CUBA		42		14613	
317 CZECHOS		497		1338	
318 DENMARK		975		4456	
322 EGYPT		1324		9011	
326 FINLAND		637		1561	
327 FRANCE		46119		133724	
334 ST PIERRE		5199		8280	
335 GERMANY W		27944		94822	
336 GREECE		816		2188	
337 GUATEMALA				201	
338 HAITI				1578	
340 HUNGARY		22		22	
341 ICELAND		111		894	
342 IRAN		107		107	
343 IRAQ				15	
344 ITALY		23197		67402	
345 LIBYA				65	
347 JAPAN		3303		9811	
350 LIBERIA				66	
352 MEXICO		7275		63275	
353 MOROCCO				65	
354 NETHRLNDS		11923		48406	
357 NETH ANT				528	
359 NORWAY		623		2309	
360 ISRAEL		1362		7746	
361 PANAMA		37		394	
363 PERU		187		914	
364 PHIL				80	
365 POLAND		760		1651	
366 PORTUGAL		642		5907	
367 AZORES		2665		15167	
370 ROUMANIA				43	
371 THAILAND				70	
372 SPAIN		1220		8391	
375 SWEDEN		636		3374	
376 SWITZRLND		10290		25696	
378 JORDAN				69	
379 TURKEY		67		453	
380 USSR		300		892	
381 ALASKA		880		1366	
382 VIRGIN IS				155	
383 HAWAII		3654		67962	
384 P RICO		21		612	
387 VENEZUELA		84		444	
388 YUGO SLAV		48		60	
389 IRELAND		3819		8327	
391 LEBANON				498	
392 SYRIA				145	
400 U STATES		7816171		35811760	
		8236074		37249039	
CARTRIDGES SHOT GUN SHELLS					9237
327 FRANCE		318		458	
335 GERMANY W		166		439	
344 ITALY				1284	
400 U STATES		768		6185	
		1252		8366	
DEXTROSE SOLUTIONS THERAPEUTIC					9238
100 U KINGDOM				37114	
400 U STATES		31710		257583	
		31710		294697	
METALLIC CARTRIDGES AMMUNITION					9239
100 U KINGDOM		640		4316	
318 DENMARK				3109	
327 FRANCE		800		800	
335 GERMANY W		775		5511	
359 NORWAY		2895		4114	
375 SWEDEN		4883		5388	
376 SWITZRLND				5862	
400 U STATES		9166		44378	
		19159		73478	
BLACKBOARDS OF SLATE OR PAPER					9240
344 ITALY		2456		12981	
366 PORTUGAL		448		2481	
400 U STATES		32465		180877	
		35369		196339	

IMPORTS INTO CANADA FOR CONSUMPTION

Articles and Countries from which Imported	MONTH OF JULY 1958		SEVEN MONTHS ENDED JULY 1958		Class Number
	Quantities	Values (\$)	Quantities	Values (\$)	
BIOLOGICAL PRODUCTS N O P					
100 U KINGDOM		108		18990	9242
318 DENMARK				5053	
327 FRANCE				99	
335 GERMANY W				3041	
375 SWEDEN				778	
376 SWITZRLND				1385	
380 USSR				978	
400 U STATES		157034		1336898	
		157142		1367222	
BASKETS OF ALL KINDS N O P					
100 U KINGDOM		854		9637	9243
207 UN SO AFR				225	
215 INDIA				180	
231 HDNG KONG		1358		15789	
305 AUSTRIA				177	
306 BELGIUM		824		6071	
317 CZECHO S				5030	
318 DENMARK		181		247	
327 FRANCE				2858	
335 GERMANY W		968		4384	
340 HUNGARY				1202	
344 ITALY		1750		6943	
347 JAPAN		8576		52610	
352 MEXICO				5355	
354 NETHRLNDS				236	
365 POLAND		5310		24410	
366 PORTUGAL		1575		7383	
367 AZORES		4462		9069	
372 SPAIN				6620	
375 SWEDEN		156		278	
388 YUGO SLAV				3899	
400 U STATES		32826		148896	
		58840		311499	
COMMUNION SETS CHURCH ARTICLES					
100 U KINGDOM		4061		15270	9244
215 INDIA				121	
231 HONG KONG		1253		5755	
234 AUSTRALIA				779	
305 AUSTRIA		145		4846	
306 BELGIUM		54		3489	
317 CZECHO S		11542		42274	
318 DENMARK				69	
327 FRANCE		18953		162794	
335 GERMANY W		9679		50431	
336 GREECE				1093	
344 ITALY		45281		300665	
347 JAPAN		4952		89270	
352 MEXICO				225	
354 NETHRLNDS		388		1007	
360 ISRAEL		242		1725	
365 POLAND				300	
366 PORTUGAL				1876	
372 SPAIN		1689		2961	
376 SWITZRLND				1235	
378 JORDAN		352		352	
389 IRELAND		488		4190	
400 U STATES		33505		334304	
		132584		1025031	
CARTRIDGE CASES GUN WADS CAPS					
100 U KINGDOM		5257		6949	9246
375 SWEDEN		498		664	
400 U STATES		703		25880	
		6458		33493	
AMMUNITION N O P					
100 U KINGDOM		4674		97095	9247
335 GERMANY W		8682		11301	
359 NORWAY		135		135	
400 U STATES		3011		165829	
		16502		274360	
ELECTRICAL ENERGY					
400 U STATES	MKWH				9249
	16041	70555	116385	560833	
	16041	70555	116385	560833	
ICE					
400 U STATES		117		1578	9251
		117		1578	
INCUBATORS BROODERS AND PARTS					
100 U KINGDOM	NO		2	354	9252
400 U STATES		64486	14957	763754	
		1168	14959	764108	
IRON SAND PRESSURE BLASTING					
100 U KINGDOM		458		10291	9253
400 U STATES		71402		480873	
		71860		491164	
BALL POINT PENS AND PARTS					
100 U KINGDOM		32246		51461	9254
306 BELGIUM				265	
327 FRANCE				228	
335 GERMANY W		413		10161	
344 ITALY		1377		13694	
347 JAPAN		2370		7098	
360 ISRAEL		1650		3531	
376 SWITZRLND				195	
400 U STATES		144256		1349719	
		182312		1436352	

IMPORTS INTO CANADA FOR CONSUMPTION

179

Articles and Countries from which Imported	MONTH OF JULY 1958		SEVEN MONTHS ENDED JULY 1958		Class Number
	Quantities	Values (\$)	Quantities	Values (\$)	
ALABASTER SPAR AMBER ORNAMENTS					9255
100 U KINGDOM		18635		110988	
215 INDIA				316	
231 HONG KONG		269		1561	
305 AUSTRIA		80		1374	
306 BELGIUM				206	
317 CZECHOS				72	
318 DENMARK		298		629	
327 FRANCE		3067		6076	
335 GERMANY W		16934		33369	
344 ITALY		3881		24948	
347 JAPAN		37224		127836	
352 MEXICO				594	
354 NETHRLNDS				519	
365 POLAND		27572		34334	
372 SPAIN		153		153	
375 SWEDEN				60	
390 GERMANY E		13233		17779	
400 U STATES		15971		112492	
		137317		473306	
MACHINE CARD CLOTHING					9256
100 U KINGDOM		14416		81603	
306 BELGIUM				290	
335 GERMANY W				642	
400 U STATES		10715		62176	
		25131		144711	
PENCILS LEAD NON PROPPELLING	GROSS				9257
100 U KINGDOM	367	1037	3714	11711	
305 AUSTRIA	259	289	259	289	
313 CHINA			1000	755	
317 CZECHOS			4899	6180	
335 GERMANY W	1793	3850	5911	18934	
347 JAPAN	469	1403	10354	10462	
400 U STATES	306	1789	12270	39638	
	3194	8368	38407	87969	
PENCILS LEAD N O P					9258
100 U KINGDOM		104		2895	
318 DENMARK		1968		3697	
327 FRANCE				50	
335 GERMANY W		1604		3615	
347 JAPAN				1543	
376 SWITZRLND				114	
400 U STATES		7154		45031	
		10830		56945	
PENS FOUNTAIN EXCPT BALL POINT					9259
100 U KINGDOM		603		863	
335 GERMANY W		282		4212	
344 ITALY		3744		60776	
347 JAPAN				2735	
400 U STATES		2524		44177	
		7153		112763	
PENS N O P PENHOLDERS RULERS					9260
100 U KINGDOM		3327		22678	
231 HONG KONG				1477	
335 GERMANY W		1078		13475	
344 ITALY		643		735	
347 JAPAN		1229		2504	
400 U STATES		21884		127695	
		28161		168564	
PRECIOUS STONES NOT MOUNTED					9262
100 U KINGDOM		21817		137896	
215 INDIA		364		4863	
217 CEYLON				451	
231 HONG KONG		4862		45330	
234 AUSTRALIA				554	
305 AUSTRIA		30050		148162	
306 BELGIUM				102	
309 BRAZIL				62	
313 CHINA		1485		1627	
314 COLOMBIA				267	
317 CZECHOS		3324		25906	
327 FRANCE		4153		21888	
335 GERMANY W		24116		137071	
344 ITALY		258		314	
347 JAPAN		47951		226883	
352 MEXICO		1363		3075	
354 NETHRLNDS				220	
371 THAILAND		931		3036	
372 SPAIN				1851	
376 SWITZRLND		2173		9909	
400 U STATES		32218		252824	
		175065		1022291	
PULLEYS BELT POWER TRANS NOP					9263
100 U KINGDOM		5668		21949	
327 FRANCE				310	
335 GERMANY W				243	
347 JAPAN				603	
354 NETHRLNDS		346		1523	
375 SWEDEN				346	
376 SWITZRLND				116	
400 U STATES		49184		414929	
		55198		440019	
SETTLERS EFFECTS					9264
100 U KINGDOM		433135		2734698	
202 ADEN				670	
203 B E AFR				14561	

IMPORTS INTO CANADA FOR CONSUMPTION

Articles and Countries from which Imported	MONTH OF JULY 1958		SEVEN MONTHS ENDED JULY 1958		Class Number
	Quantities	Values (\$)	Quantities	Values (\$)	
205 RHOD NYAS		767		10217	
207 UN SO AFR		12868		64902	
208 RSA OTHER		3850		4250	
211 NIGERIA		704		1204	
213 BWA OTHER				908	
215 INDIA		4980		17789	
216 PAKISTAN		575		6067	
217 CEYLON		2364		4285	
218 MALAYA		1285		14723	
220 BERMUDA		980		13760	
221 B GUIANA		1975		10836	
223 BARBADOS		150		1815	
224 JAMAICA		18842		40820	
225 TRINIDAD		3710		11561	
227 BAHAMAS		3953		7953	
228 LEEW WIND		2000		2575	
229 FALKLAND				1548	
231 HONG KONG		5395		50845	
232 MALTA		4840		15395	
234 AUSTRALIA		12877		71779	
235 FIJI				300	
236 NEW ZEAL		6985		29895	
303 ARABIA		1025		1025	
304 ARGENTINA		8889		46580	
305 AUSTRIA		12809		61241	
306 BELGIUM		24572		96775	
307 BEL CONGO				800	
308 BOLIVIA				1348	
309 BRAZIL		500		21467	
311 BURMA				182	
312 CHILE		450		1000	
313 CHINA				100	
314 COLOMBIA				1650	
316 CUBA				1000	
317 CZECHO S				3715	
318 DENMARK		19968		150206	
321 ECUADOR		100		100	
322 EGYPT		450		16783	
326 FINLAND		9510		31205	
327 FRANCE		45810		249940	
328 FR AFRICA		3040		17825	
334 ST PIERR E		200		200	
335 GERMANY W		360889		1568124	
336 GREECE		3253		21923	
337 GUATEMALA		2220		2220	
338 HAITI				2000	
340 HUNGARY		16167		67475	
341 ICELAND		200		5400	
342 IRAN		300		1735	
343 IRAQ		800		3324	
344 ITALY		36045		151774	
345 LIBYA		250		564	
347 JAPAN		3420		12700	
348 KOREA		2050		3138	
349 LATVIA				100	
352 MEXICO		500		6222	
353 MOROCCO		6480		36849	
354 NETHRLNDS		234814		1589637	
355 INDONESIA		2538		14158	
357 NETH ANT		150		12774	
359 NORWAY		16035		36394	
360 ISRAEL		2200		47969	
361 PANAMA		2905		7905	
363 PERU		493		593	
364 PHIL				5450	
365 POLAND		14820		63250	
366 PORTUGAL		1373		15233	
370 ROUMANIA				450	
372 SPAIN		14785		16375	
375 SWEDEN		30365		81785	
376 SWITZRLND		24246		146707	
379 TURKEY		1560		13190	
381 ALASKA		3000		22830	
383 HAWAII		9700		9800	
386 URUGUAY				19350	
387 VENEZUELA		1998		23768	
388 YUGO SLAV		2905		9410	
389 IRELAND		300		6233	
391 LEBANON		5870		23305	
400 U STATES		2741517		11966674	
SHOW CASES AND METAL PARTS		4193706		19853286	9265
327 FRANCE		1574		1574	
335 GERMANY W		2641		3510	
400 U STATES		20117		190346	
SIGNS LETTERS OTHER THAN PAPER		24332		195430	9266
100 U KINGDOM		2968		26896	
306 BELGIUM				1558	
318 DENMARK				591	
327 FRANCE		82		82	
335 GERMANY W		318		2756	
344 ITALY				75	
347 JAPAN				1772	
376 SWITZRLND				1362	
381 ALASKA				50	

IMPORTS INTO CANADA FOR CONSUMPTION

143

Articles and Countries from which Imported	MONTH OF JULY 1958		SEVEN MONTHS ENDED JULY 1958		Class Number
	Quantities	Values (\$)	Quantities	Values (\$)	
400 U STATES		70009		484734	
MEASURING RULES AND TAPES		73377		519876	9267
100 U KINGDOM		10849		54399	
231 HONG KONG				427	
317 CZECHO S				1057	
335 GERMANY W		2249		42431	
344 ITALY		423		499	
347 JAPAN		551		1249	
354 NETHRLNDS				836	
375 SWEDEN				412	
376 SWITZRLND				264	
400 U STATES		34855		303658	
WASTE AND JUNK N O P		48927		405232	
100 U KINGDOM	CWT	10	52	427	2212
400 U STATES		31443	6999	182067	73946
		31453	7051	182494	76158
WAX VEGETABLE AND MINERAL NOP					9270
100 U KINGDOM	LB	2802	1207	3370	1454
309 BRAZIL		74210	50764	840074	598941
314 COLOMBIA				500	231
317 CZECHO S				32628	5253
335 GERMANY W		33069	19007	35067	19921
352 MEXICO		100	169	20858	11185
390 GERMANY E				23105	4578
400 U STATES		140970	105247	762033	546338
		251151	176394	1717635	1187901
WAX AND MANUFACTURES N O P					9271
100 U KINGDOM			210	2531	
335 GERMANY W			2306	30977	
344 ITALY				753	
390 GERMANY E				612	
400 U STATES			37723	258982	
			40239	293855	
UNENUMERATED ARTICLES					9274
SHIPMENTS UNDER 50 DOLLARS					9275
100 U KINGDOM		122736		806040	
203 B E AFR				354	
205 RHOD NYAS			10	214	
207 UN SO AFR		398		1165	
208 BSA OTHER				125	
210 GHANA		20		20	
211 NIGERIA		7		7	
213 BWA OTHER				7	
215 INDIA		500		4182	
216 PAKISTAN		49		541	
217 CEYLON		14		214	
218 MALAYA		111		426	
220 BERMUDA		305		1473	
221 B GUIANA		81		594	
222 B HOND		187		1738	
223 BARBADOS		312		1010	
224 JAMAICA		566		4044	
225 TRINIDAD		52		904	
227 BAHAMAS		57		377	
230 GIBRALTAR				3	
231 HONG KONG		10343		67558	
232 MALTA				276	
234 AUSTRALIA		1030		6625	
235 FIJI				12	
236 NEW ZEAL		34		617	
304 ARGENTINA		85		693	
305 AUSTRIA		2926		12594	
306 BELGIUM		3651		20589	
307 BEL CONGO				8	
308 BOLIVIA				3	
309 BRAZIL		5		349	
310 BULGARIA				8	
312 CHILE				3147	
313 CHINA		215		903	
314 COLOMBIA		72		260	
315 C RICA		42		203	
316 CUBA		222		3821	
317 CZECHO S		1513		5839	
318 DENMARK		4027		19189	
319 GREENLAND				92	
320 DOM REP		54		184	
321 ECUADOR		273		1113	
322 EGYPT		112		370	
324 ESTONIA				36	
325 ETHIOPIA				153	
326 FINLAND		411		2134	
327 FRANCE		16129		104212	
328 FR AFRICA				77	
329 INDOCHINA		70		127	
334 ST PIERRE				341	
335 GERMANY W		37547		222614	
336 GREECE		490		2422	
337 GUATEMALA		503		1867	
338 HAITI				284	
339 HONDURAS		39		766	
340 HUNGARY		443		2177	
341 ICELAND				112	
342 IRAN				30	

IMPORTS INTO CANADA FOR CONSUMPTION

Articles and Countries from which Imported	MONTH OF JULY 1958		SEVEN MONTHS ENDED JULY 1958		Class Number
	Quantities	Values (\$)	Quantities	Values (\$)	
343 IRAQ				12	
344 ITALY		9807		53902	
347 JAPAN		19167		114583	
348 KOREA				1	
349 LATVIA		11		26	
351 LITHUANIA				10	
352 MEXICO		1021		10794	
353 MOROCCO		171		483	
354 NETHRLNDS		7023		55359	
355 INDONESIA		15		188	
356 SURINAM				55	
357 NETH ANT				171	
358 NICARAGUA				85	
359 NORWAY		1026		6578	
360 ISRAEL		267		1161	
361 PANAMA		56		414	
362 PARAGUAY				16	
363 PERU		22		120	
364 PHIL				52	
365 POLAND		253		1070	
366 PORTUGAL		460		3221	
367 AZORES				444	
369 PORT ASIA				9	
370 ROUMANIA		2		71	
371 THAILAND		101		187	
372 SPAIN		720		4867	
373 CANARY IS		35		35	
375 SWEDEN		3081		20460	
376 SWITZRLND		6811		38255	
378 JORDAN				10	
379 TURKEY				205	
380 USSR		84		1654	
381 ALASKA		4983		14201	
383 HAWAII		18		2367	
384 P RICO		263		2378	
387 VENEZUELA		10		188	
388 YUGO SLAV		228		904	
389 IRELAND		281		1395	
390 GERMANY E		325		1373	
391 LEBANON		85		512	
392 SYRIA				177	
393 TAIWAN		20		305	
400 U STATES		4240963		29570718	
		4502950		31214259	

Value, Price and Volume Indexes of Imports for Consumption

The following table gives index numbers of the declared (statistical) value of imports for consumption by months, and of the unit value (price) and volume of these imports. The value index expresses the value of imports in a given month as a percentage of the monthly average in the base year. The price index is of the fixed-weight aggregative (Laspeyres) type, and combines unit values calculated from the monthly import statistics with specified wholesale or other price quotations. These latter quotations are used where inadequate quantity reporting or insufficiently homogeneous items in the trade statistics prevent the obtaining of sufficiently representative unit value series. The volume index is derived by dividing the value index by the corresponding price index, and is, therefore, of the currently-weighted (Paasche) type. These indexes are computed with 1948 as an interim reference base pending conversion to the Bureau's official post-war reference base (1949).

In computing the price index certain adjustments were made to the regular grouping of commodities used in the trade statistics, and all three indexes are presented on the basis of these adjusted groups. The chief adjustments are as follows: the two groups "agricultural and vegetable products" and "animals and animal products" have been combined into one group now titled "agricultural and animal products"; the sub-group "rubber and its products" (1678-1732) and the item "advertising matter" (4291) have been transferred to the "miscellaneous products" group; the item "arms, etc., British or N.A.T.O. countries" (9196) has been deducted from the "miscellaneous products" total and the grand total; three "ships" items (9155-57) have been transferred to the "iron and steel and their products" group; and a few other adjustments designed to improve group classification by component material have been made.

These indexes are currently computed from the original data for months, quarters and calendar years. Approximate indexes for other periods may be obtained by averaging the monthly values. Although such indexes will be less accurate than would result from a separate computation based on the original data, the margin of error is insufficient to necessitate a lengthy separate computation.

A complete record of these series by months for the post-war period is published in issues of Volume I of the annual report "Trade of Canada". Some additional commodity information appears in issues of the "Review of Foreign Trade". Details of the computation of the price indexes are given in D.B.S. Reference Paper, No. 8, 1950, titled "Export and Import Price Indexes by Months, July, 1945 - June, 1950 (1948=100)".

MONTHLY INDEX NUMBERS OF DECLARED VALUES, PRICES AND PHYSICAL VOLUME OF IMPORTS FOR CONSUMPTION, BY GROUPS

Interim base, 1948 = 100


Month	Total			Agricultural and Animal Products			Fibres and Textiles			Wood Products and Paper			
	1956	1957	1958	1956	1957	1958	1956	1957	1958	1956	1957	1958	
INDEX OF DECLARED VALUES													
1	January	183.2	208.2	179.9	132.2	155.0	148.9	126.0	122.7	111.0	278.9	319.2	292.9
2	February	183.5	195.5	165.1	137.5	136.4	133.7	126.0	124.2	101.7	313.1	305.6	289.0
3	March	210.0	212.8	193.6	137.7	145.4	151.6	125.5	126.2	120.1	307.7	311.6	357.1
4	April	240.0	243.8	204.0	156.2	180.2	181.8	132.7	134.1	120.8	311.4	330.5	298.0
5	May	248.0	251.4	220.1	190.3	210.1	209.4	131.3	126.0	115.1	330.3	320.6	313.3
6	June	221.6	206.1	202.7	177.6	168.8	181.6	102.7	106.5	106.4	306.8	264.7	330.2
7	July	218.1	217.4	195.7	171.0	174.0	170.6	106.1	105.5	109.2	326.3	291.5	315.1
8	August	212.9	213.1		163.2	174.9		121.0	117.4		322.6	347.8	
9	September	196.2	200.3		154.3	173.6		97.2	102.5		315.1	299.5	
10	October	245.3	217.4		212.9	216.3		125.0	116.9		357.1	327.5	
11	November	236.3	204.3		211.7	191.0		136.3	113.5		327.7	298.2	
12	December	181.0	178.3		162.0	174.8		95.4	103.1		249.9	286.8	
AI	Annual Index	214.7	212.4		167.2	175.0		118.8	116.6		312.2	308.6	
INDEX OF PRICES													
1	January	113.4	115.1	119.6	98.7	101.1	102.5	92.7	92.1	95.1	122.8	123.6	139.8
2	February	113.8	116.1	119.1	99.4	100.4	101.6	93.5	92.4	95.6	123.1	123.4	139.2
3	March	114.4	116.7	118.7	98.7	102.6	101.8	93.4	90.5	93.9	123.5	124.0	138.8
4	April	113.8	117.5	118.1	100.0	106.3	102.8	90.0	89.3	89.7	123.5	124.3	138.4
5	May	113.1	116.7	116.8	100.3	106.7	103.0	88.2	90.2	84.4	124.0	125.4	138.1
6	June	113.5	116.6	115.4	104.0	108.0	101.3r	88.1	89.5	83.7	124.4	125.6	137.5
7	July	112.4	115.9	114.6	101.5	106.5	101.2	88.6	88.3	82.4	124.2	126.5	138.4
8	August	112.4	116.0		101.9	106.4		87.7	90.5		124.3	126.7	
9	September	112.0	116.7		101.7	102.6		86.2	89.7		124.4	127.5	
10	October	112.8	117.3		100.4	104.1		88.3	89.8		123.9	128.1	
11	November	113.0	116.9		99.1	100.9		89.1	91.0		123.6	128.0	
12	December	113.5	118.0		100.0	99.6		90.2	94.7		123.3	129.2	
AI	Annual Index	113.0	116.6		99.8	104.0		89.2	90.2		123.8	126.0	
INDEX OF PHYSICAL VOLUME													
1	January	161.6	180.9	150.4	133.9	153.3	145.3	135.9	133.2	116.7	227.1	258.3	209.5
2	February	161.2	168.4	138.0	138.3	135.9	131.6	134.8	134.4	106.4	254.3	247.6	207.6
3	March	183.8	182.3	163.1	139.5	141.7	148.9	134.4	139.4	127.9	249.1	251.3	257.3
4	April	210.9	207.5	172.7	156.2	169.5	176.8	147.4	150.2	134.7	252.1	265.9	215.3
5	May	219.3	215.4	188.4	189.7	196.9	203.3	148.9	139.7	136.4	266.4	255.7	226.9
6	June	195.2	176.8	175.6	170.8	156.3	179.3r	116.6	119.0	127.1	246.6	210.7	240.1
7	July	194.0	187.6	170.8	168.5	163.4	168.6	119.8	119.5	132.5	262.7	230.4	227.7
8	August	189.4	183.7		160.2	164.4		138.0	129.7		259.5	274.5	
9	September	175.2	171.6		151.7	169.2		112.8	114.3		253.3	234.9	
10	October	217.5	185.3		212.1	207.8		141.6	130.2		288.2	255.7	
11	November	209.1	174.8		213.6	189.3		153.0	124.7		265.1	233.0	
12	December	159.5	151.1		162.0	175.5		105.8	108.9		202.7	222.0	
AI	Annual Index	190.0	182.2		167.5	168.3		133.2	129.3		252.2	244.9	

r - revised

MONTHLY INDEX NUMBERS OF DECLARED VALUES, PRICES AND PHYSICAL VOLUME OF IMPORTS FOR CONSUMPTION, BY GROUPS

Interim base, 1948 = 100

Iron and Steel and their Products			Non-Ferrous Metals and their Products			Non-Metallic Minerals and their Products			Chemicals and Fertilizers			Miscellaneous Products			
1956	1957	1958	1956	1957	1958	1956	1957	1958	1956	1957	1958	1956	1957	1958	
INDEX OF DECLARED VALUES															
229.7	289.2	223.4	269.9	321.4	259.5	112.1	113.2	101.1	212.5	223.7	210.1	341.9	329.8	358.8	1
234.2	269.8	203.6	274.7	275.2	249.7	97.3	101.9	94.5	224.6	250.7	195.9	338.4	332.9	313.4	2
311.7	301.3	253.0	297.5	308.9	279.7	92.0	104.3	90.4	232.6	242.9	238.1	395.0	404.5	385.7	3
356.4	353.8	268.1	332.8	320.8	281.2	113.7	119.5	87.7	282.4	279.4	263.3	458.0	451.3	424.5	4
346.9	346.4	274.7	350.8	346.6	314.6	133.5	140.2	116.2	288.9	285.2	284.4	446.6	452.3	438.9	5
303.5	272.1	248.8	330.2	291.4	313.2	132.6	128.2	111.7	246.3	229.7	269.2	378.8	376.0	386.0	6
284.4	282.1	226.1	336.2	322.5	281.0	133.5	145.3	127.9	251.7	224.4	236.0	404.4	402.7	407.3	7
246.9	246.7		338.6	306.9		158.8	144.4		227.2	252.8		412.8	453.2		8
243.2	224.3		315.0	342.2		132.3	134.5		213.4	251.6		362.7	408.6		9
310.5	233.8		392.2	342.0		150.5	154.2		267.2	266.3		436.2	407.1		10
300.0	229.8		359.8	339.7		145.1	139.5		262.5	246.5		381.1	365.5		11
235.7	202.7		263.9	283.9		111.8	109.9		197.0	212.0		296.8	327.1		12
283.6	271.0		321.8	316.8		126.1	127.9		242.2	247.1		387.7	392.6		AI
INDEX OF PRICES															
132.0	136.5	145.2	131.9	134.5	136.3	101.6	104.8	108.9	112.2	110.8	112.6	128.8	115.4	110.1	1
132.9	136.8	144.7	132.2	135.6	135.9	101.3	108.8	107.8	112.3	110.9	113.4	127.7	116.5	109.7	2
133.4	136.9	144.4	132.5	135.4	135.2	103.8	110.6	108.0	112.7	111.0	112.4	126.8	117.3	109.2	3
133.3	137.4	143.1	132.6	135.0	136.0	103.4	112.2	109.0	112.8	111.6	111.5	123.0	112.6	108.0	4
133.1	136.9	142.4	133.5	135.1	134.3	102.3	109.2	108.4	112.1	110.7	111.3	118.9	112.1	106.2	5
132.8	136.5	141.6	134.0	135.2	132.2	102.2	108.8	105.3	111.7	110.1	112.1	117.6	112.7	105.5r	6
132.7	136.3	141.2	132.4	134.8	128.6	100.4	107.6	104.7	111.4	109.5	112.4	113.6	112.0	102.4	7
132.8	136.4		132.4	133.9		101.4	106.7		111.1	110.4		111.7	112.0		8
132.4	139.2		131.8	133.9		101.0	108.7		111.3	111.4		112.8	112.4		9
134.1	140.6		132.6	133.7		101.3	108.7		110.8	111.6		114.5	112.3		10
134.3	140.6		134.1	133.8		102.4	108.4		109.9	111.5		113.9	112.1		11
134.9	143.4		134.2	135.2		102.6	108.1		110.8	111.2		112.8	111.4		12
133.2	138.1		132.8	134.4		102.0	108.5		111.7	110.9		118.3	113.2		AI
INDEX OF PHYSICAL VOLUME															
174.0	211.9	153.9	204.6	239.0	190.4	110.3	108.0	92.8	189.4	201.9	186.6	265.5	285.8	325.9	1
176.2	197.2	140.7	207.8	202.9	183.7	96.1	93.7	87.7	200.0	226.1	172.8	265.0	285.8	285.7	2
233.7	220.1	175.2	224.5	228.1	206.9	88.6	94.3	83.7	206.4	218.8	211.8	311.5	344.8	353.2	3
267.4	257.5	187.4	250.8	235.9	206.8	110.0	106.5	80.5	250.4	250.4	236.1	372.4	400.8	393.1	4
260.6	253.0	192.9	262.8	256.6	234.3	130.5	128.4	107.2	257.7	257.6	255.5	375.6	403.5	413.3	5
228.5	199.3	175.7	246.4	215.5	236.9	129.7	117.8	106.1	220.5	208.6	240.1	322.1	333.6	365.9r	6
214.3	207.0	160.1	253.9	239.2	218.5	133.0	135.0	122.2	225.9	204.9	210.0	356.0	359.6	397.8	7
185.9	180.9		255.7	229.2		156.6	135.3		204.5	229.0		369.6	404.6		8
183.7	161.1		239.0	255.6		131.0	123.7		191.7	225.9		321.5	363.5		9
231.5	166.3		295.8	255.8		148.6	141.9		241.2	238.6		381.0	362.5		10
223.4	163.4		268.3	253.9		141.7	128.7		238.9	221.1		334.6	326.0		11
174.7	141.4		196.6	210.0		109.0	101.7		177.8	190.6		263.1	293.6		12
212.9	196.2		242.3	235.7		123.6	117.9		216.8	222.8		327.7	346.8		AI





TRADE OF CANADA

IMPORTS

AUGUST, 1958

AND

EIGHT MONTHS ENDED AUGUST, 1958

DOMINION BUREAU OF STATISTICS

International Trade Division

External Trade Section

DOMINION BUREAU OF STATISTICS
International Trade Division
External Trade Section

TRADE OF CANADA

IMPORTS

AUGUST, 1958

AND

EIGHT MONTHS ENDED AUGUST, 1958

Published by Authority of
The Honourable Gordon Churchill, Minister of Trade and Commerce



TABLE OF CONTENTS

	Page
EXPLANATORY NOTES	2
KEY TO ABBREVIATIONS OF COUNTRIES	3
 SUMMARY TABLES:	
Imports into Canada for Consumption, by Countries	4
Imports into Canada for Consumption, by Main Groups	6
 DETAILED TABLES:	
Imports for Consumption, by Articles and Countries:	
Agricultural and Vegetable Products (except Chemicals, Fibres and Wood):	Class Number
A – Mainly Food	1 to 390
B – Other than Food	1501 to 1846
Animals and Animal Products (except Chemicals and Fibres).....	2012 to 2348
Fibres, Textiles and Textile Products	3001 to 3576
Wood, Wood Products and Paper	4002 to 4311
Iron and Its Products	5001 to 5738
Non-Ferrous Metals and Their Products (except Gold)	6001 to 6260
Non-Metallic Minerals and Their Products (except Chemicals).....	7001 to 7304
Chemicals and Allied Products	8001 to 8950
Miscellaneous Commodities	9000 to 9275

VALUE AND VOLUME at end of report

EXPLANATORY NOTES

1. **Source of Data.** Statistics of imports are based upon the declarations of importers (import entries) as subsequently checked by customs officials.
2. **Valuation.** The value of goods imported is the value as determined for customs duty purposes. In most cases this corresponds to the value shown on the invoice accompanying the goods, converted to Canadian dollars at authorized exchange rates (usually the commercial rate prevailing on the date at which the goods were actually despatched to Canada), and excluding such charges as freight, insurance, handling and taxes. In effect, therefore, import values are taken f.o.b. point of shipment in the country of export.
3. **Units of Quantity.** Weight, where shown, is the net weight of the goods, excluding the weight of such packing as is required for shipment, except in certain special cases otherwise defined in the Customs Tariff. The expression "ton" means 2,000 pounds, and "cwt." 100 pounds, avoirdupois. Where other units of quantity are used, Imperial standards apply.

In this report are items such as "engines, gas, n.o.p., and parts" which show a quantity in "number" as well as value. In these items the "number" refers only to the number of substantially complete articles imported, while the value includes also the value of any parts of the article imported. For such items the average value per unit cannot be ascertained.
4. **Coverage.** Statistics of imports include all goods which enter Canada and are cleared by customs officials for domestic sale or use. The series, therefore, includes goods which are cleared by customs immediately on entry into the country, and goods cleared out of customs warehouses; but excludes goods placed in customs warehouses on entering the country. The technical phrase "Imports entered for consumption" which is sometimes used to describe Canadian import statistics does not imply that all imports will actually be consumed in Canada, but only that they are free to be so consumed without further customs formalities.
5. **Exclusions.** Import statistics exclude gold, but include gold products where the value of the gold content is less than 80% of the value of the article. A small amount of gold scrap in the form of jewellers' sweepings is also included. Some goods for the use of United States forces stationed at treaty bases in Canada are excluded, as are ships of British construction and registry imported for use in Canada, ships purchased for use in foreign trade, bunker supplies and ships' stores purchased by Canadian vessels abroad, temporary imports for exhibition or competition, and Canadian-owned military equipment returned to Canada.
6. **Countries Credited.** Imports are usually credited to the country from which the goods were consigned to Canada. The country of consignment is the country from which goods have come to Canada without interruption of transit except in the course of transfer from one means of conveyance to another.

An exception to this rule is made in the case of imports of goods originating in Central or South America (including the Antilles and Bermuda) which are consigned to Canada from the United States. This class of imports is credited to the country in which the goods originated.
7. **Time Periods.** Import statistics for any month include all goods declared on import entries received at the Bureau of Statistics during the calendar month in question.
8. **Abbreviations.** Many descriptions of countries and articles used in this report are abbreviated or incomplete because of mechanical limitations. A key to abbreviations of countries appears in this report, and full descriptions of all articles appear in Volume III of the annual report "Trade of Canada". The letters "N.O.P." mean "not otherwise provided for".
9. **Revisions.** All statistics in this report are subject to revision. Revisions to previous reports are published on the coloured pages at the beginning of each monthly report.

KEY TO ABBREVIATIONS OF COUNTRIES

Note:— The classification of Countries with a statement of the territorial limits used for statistical purposes will be found in Volume I of the Annual Report of the Trade of Canada.

Aden	Aden	Ireland	Ireland
Afghan	Afghanistan	Israel	Israel
Alaska	Alaska	Ital Afr	Italian Africa
Albania	Albania	Italy	Italy
Virgin Is	American Virgin Islands	Jamaica	Jamaica
Arabia	Arabia	Japan	Japan
Argentina	Argentina	Jordan	Jordan
Australia	Australia	Korea	Korea
Austria	Austria	Latvia	Latvia
Azores	Azores and Madeira	Lebanon	Lebanon
Bahamas	Bahamas	Leew Wind	Leeward and Windward Islands
Barbados	Barbados	Liberia	Liberia
Bel Congo	Belgian Congo	Libya	Libya
Belgium	Belgium and Luxembourg	Lithuania	Lithuania
Bermuda	Bermuda	Madagas Cr	Madagascar
Bolivia	Bolivia	Malaya	Malaya and Singapore
Brazil	Brazil	Malta	Malta
B E Afr	British East Africa	Mauritius	Mauritius and Seychelles
B Guiana	British Guiana	Mexico	Mexico
B Hond	British Honduras	Morocco	Morocco
Bulgaria	Bulgaria	Nethrlnds	Netherlands
Burma	Burma	Neth Ant	Netherlands Antilles
Canary Is	Canary Islands	New Zeal	New Zealand
Ceylon	Ceylon	Nicaragua	Nicaragua
Chile	Chile	Nigeria	Nigeria
China	China, except Taiwan	Norway	Norway
Colombia	Colombia	B E I Other	Other British East Indies
C Rica	Costa Rica	B Oceania	Other British Oceania
Cuba	Cuba	B S A Other	Other British South Africa
Czecho S	Czechoslovakia	B W A Other	Other British West Africa
Denmark	Denmark	Pakistan	Pakistan
Dom Rep	Dominican Republic	Panama	Panama
Ecuador	Ecuador	Paraguay	Paraguay
Egypt	Egypt	Peru	Peru
El Salvd	El Salvador	Phil	Philippines
Estonia	Estonia	Poland	Poland
Ethiopia	Ethiopia	Portugal	Portugal
Falkland	Falkland Islands	Port E Af	Portuguese East Africa
Finland	Finland	Port W Af	Portuguese West Africa
Fiji	Fiji	Port Asia	Portuguese Asia
France	France	P Rico	Puerto Rico
Fr Africa	French Africa	Rhod Nyas	Rhodesia and Nyasaland
Fr Guiana	French Guiana	Roumania	Roumania
Fr Oceana	French Oceania	U S S R	U.S.S.R. (Russia)
Fr W Ind	French West Indies	S Leone	Sierra Leone
Gambia	Gambia	Spain	Spain
Germany E	Germany, Eastern	Span Afr	Spanish Africa
Germany W	Germany, Federal Republic of	St. Pierre	St. Pierre and Miquelon
Gibraltar	Gibraltar	Sudan	Sudan
Ghana	Ghana	Surinam	Surinam
Greece	Greece	Sweden	Sweden
Greenland	Greenland	Switzrlnd	Switzerland
Guatemala	Guatemala	Syria	Syria
Haiti	Haiti (Republic of)	Taiwan	Taiwan (Formosa)
Hawali	Hawaii	Thailand	Thailand (Siam)
Honduras	Honduras	Trinidad	Trinidad and Tobago
Hong Kong	Hong Kong	Turkey	Turkey
Hungary	Hungary	Un So Afr	Union of South Africa
Iceland	Iceland	U Kingdom	United Kingdom
India	India	U States	United States
IndoChina	Indo-China	U S Ocea	United States Oceania
Indonesia	Indonesia	Uruguay	Uruguay
Iran	Iran	Venezuela	Venezuela
Iraq	Iraq	Yugo Slav	Yugoslavia

IMPORTS INTO CANADA FOR CONSUMPTION, BY COUNTRIES (EXCLUDING GOLD)

Countries	Month of August		Eight Months ended August	
	1957	1958	1957	1958
Commonwealth Countries	\$	\$	\$	\$
United Kingdom	47,199,622	36,191,013	352,779,225	350,997,988
Aden	-	-	37,054	47,760
British East Africa	190,604	541,835	3,740,730	3,759,246
Mauritius and Seychelles	-	1,035,604	2,164,538	2,184,004
Rhodesia and Nyasaland	119,133	191,866	722,569	963,639
Union of South Africa	614,938	1,079,070	4,534,030	3,560,624
Other British South Africa	127	7	1,718	5,639
Gambia	-	-	-	-
Ghana	392,208	-	4,630,360	1,818,009
Nigeria	82,819	579,109	2,336,296	1,847,913
Sierra Leone	-	-	5,339	868
Other British West Africa	-	-	190	915
Ceylon	961,482	1,096,499	9,335,334	8,019,124
India	937,179	2,191,426	18,411,136	17,437,254
Malaya and Singapore	2,903,693	2,096,768	18,712,331	12,329,322
Pakistan	31,988	48,888	355,915	353,940
Other British East Indies	8,897	9,074	64,112	42,267
Bermuda	14,255	32,906	127,766	192,315
British Guiana	1,410,094	1,561,571	11,817,189	9,707,033
British Honduras	5,511	24,388	198,427	108,488
Bahamas	894	14,033	63,692	160,493
West Indies Federation	5,348,063	3,460,037	43,400,266	36,447,709
Barbados	(1,637,097)	(558,747)	(5,101,558)	(2,955,531)
Jamaica	(3,375,177)	(1,750,542)	(29,152,818)	(25,021,055)
Leeward and Windward Islands	(62,793)	(33,461)	(1,957,710)	(1,413,435)
Trinidad and Tobago	(272,996)	(1,117,287)	(7,188,180)	(7,057,688)
Falkland Islands	-	-	75	1,548
Gibraltar	-	977	6,251	1,841
Hong Kong	665,253	829,898	4,652,713	5,780,824
Malta	12,792	11,675	55,214	60,082
Australia	4,140,459	5,198,668	14,744,631	19,361,154
Fiji	1,400,372	1,525,813	3,712,258	3,994,088
New Zealand	1,576,611	1,398,766	9,208,875	9,261,105
Other British Oceania	-	-	-	160,060
Total Commonwealth Countries	68,016,994	59,119,891	505,818,234	488,605,252
Foreign Countries				
Afghanistan	-	-	-	-
Albania	-	-	-	-
Arabia	3,196,704	5,403,946	12,073,461	42,094,576
Argentina	579,177	391,326	3,053,523	2,905,078
Austria	377,607	374,149	2,732,817	3,056,717
Belgium and Luxembourg	3,830,915	3,174,822	32,173,883	19,410,818
Belgian Congo	325,415	154,802	2,480,688	475,071
Bolivia	7,431	3	91,289	69,686
Brazil	2,867,675	2,303,352	22,418,881	17,441,507
Bulgaria	-	669	1	2,647
Burma	-	-	518	2,366
Chile	30,701	2,244	1,451,501	665,085
China (except Taiwan)	243,266	482,695	4,105,047	3,550,621
Taiwan	-	1,370	65,618	55,105
Colombia	1,701,886	1,656,164	12,227,937	10,957,923
Costa Rica	872,055	771,564	5,761,618	4,603,931
Cuba	2,685,294	3,214,199	11,246,324	10,457,807
Czechoslovakia	483,363	450,673	3,594,258	3,111,955
Denmark	639,545	432,830	4,385,642	4,794,079
Greenland	47,769	5,628	53,281	6,899
Dominican Republic	213,977	150,222	856,004	2,302,508
Ecuador	556,683	700,427	2,763,478	2,876,332
Egypt	56,366	3,919	179,273	171,159
El Salvador	143,349	83,971	1,177,481	794,771
Estonia	-	-	2,026	36
Ethiopia	8,324	-	36,313	17,624
Finland	48,639	58,530	275,857	363,583
France	3,503,919	4,169,103	24,064,696	22,665,547
French Africa	156,204	176,535	1,814,633	1,104,336
Indo-China	860	509	5,731	2,915
French Guiana	-	-	-	-
French Oceania	10	-	10	120
French West Indies	-	500	-	500
Madagascar	2,030	-	12,688	23,007
St. Pierre and Miquelon	20,054	21,636	55,174	36,247

Countries	Month of August		Eight Months ended August	
	1957	1958	1957	1958
	\$	\$	\$	\$
Foreign Countries - Concluded				
Germany, Federal Republic of	8,946,956	9,504,861	62,318,945	66,711,320
Germany, Eastern	83,266	101,110	411,497	571,628
Greece	16,436	37,591	290,900	224,690
Guatemala	81,910	184,490	2,589,634	2,019,822
Haiti	140,899	75,043	892,383	903,259
Honduras	349,516	310,396	4,100,260	3,500,885
Hungary	38,287	256,533	308,453	698,826
Iceland	220	56	7,576	12,562
Iran	15,156	2,327	380,211	432,247
Iraq	1,900	-	101,102	971,409
Ireland	163,360	162,798	640,761	862,242
Israel	120,198	107,350	1,061,380	1,181,897
Italy	2,802,661	2,690,926	18,539,556	18,311,425
Italian Africa	-	-	-	585
Japan	5,945,788	6,693,249	40,691,813	42,566,887
Jordan	-	196	1,842	823
Korea	4,433	-	34,356	23,976
Latvia	1,010	5	2,005	131
Lebanon	9,725	26,246	23,613	53,292
Liberia	55	-	7,440	42,191
Libya	-	395	-	1,024
Lithuania	-	7	-	17
Mexico	1,350,600	1,443,555	12,267,129	19,967,098
Morocco	16,035	8,905	153,833	111,639
Netherlands	2,620,464	2,317,460	16,387,761	17,270,024
Indonesia	41,404	14,435	652,100	168,133
Surinam	323,486	60,419	2,574,764	1,522,224
Netherlands Antilles	2,351,715	2,542,500	19,754,868	20,641,263
Nicaragua	131,222	41,823	396,622	2,587,251
Norway	275,088	181,736	2,120,186	1,654,170
Panama	706,542	623,474	4,709,830	5,512,815
Paraguay	30,272	39,536	127,485	209,931
Peru	626,509	190,208	2,279,937	948,721
Philippines	116,644	258,857	3,128,364	1,915,265
Poland	80,908	80,159	592,328	587,467
Portugal	316,719	189,007	1,592,739	1,783,698
Azores and Madeira	9,375	12,337	91,584	97,929
Portuguese East Africa	-	5,080	17,530	15,841
Portuguese West Africa	-	500	163	4,126
Portuguese Asia	-	-	-	948
Roumania	-	-	246	3,251
Spain	354,673	389,496	3,643,406	4,298,473
Canary Islands	4,945	-	14,824	3,342
Spanish Africa	-	-	2,000	-
Sudan	1,895	7,219	17,957	43,800
Sweden	864,655	769,872	11,024,788	8,551,797
Switzerland	2,095,437	2,155,069	15,058,885	16,858,513
Syria	68,423	647	200,025	111,093
Thailand	50,285	9,300	507,546	394,512
Turkey	150,085	20,780	479,074	208,356
U.S.S.R. (Russia)	491,613	251,230	1,190,928	753,974
United States	320,802,428	255,143,776	2,787,516,249	2,358,664,243
Alaska	504,765	449,793	2,729,532	2,392,982
American Virgin Islands	6	36,818	5,181	36,973
Hawaii	489,721	490,354	2,639,483	3,403,372
Puerto Rico	72,260	223,957	614,155	840,869
United States Oceania	-	-	-	-
Uruguay	230,901	84,039	688,716	429,822
Venezuela	26,483,576	17,407,729	174,280,003	136,523,857
Yugoslavia	279,986	28,654	480,352	443,836
Total Foreign Countries	403,263,631	329,818,091	3,349,503,951	2,902,073,302
GRAND TOTAL	471,280,625	388,937,982	3,855,322,185	3,390,678,554

IMPORTS INTO CANADA FOR CONSUMPTION FROM ALL COUNTRIES, FROM THE UNITED KINGDOM
AND FROM THE UNITED STATES, BY MAIN GROUPS (EXCLUDING GOLD)

Main Groups	Month of August		Eight Months ended August	
	1957	1958	1957	1958
	\$	\$	\$	\$
ALL COUNTRIES				
Agricultural and Vegetable Products (except Chemicals, Fibres and Wood)	54,558,438	54,801,093	417,843,272	412,166,874
Animals and Animal Products (except Chemicals and Fibres)	10,340,826	10,119,315	83,323,423	82,935,159
Fibres, Textiles and Textile Products	34,302,543	29,886,173	281,260,842	259,031,429
Wood, Wood Products and Paper	21,119,082	18,732,413	151,749,267	152,846,827
Iron and Its Products	162,121,475	119,162,988	1,546,583,861	1,230,125,772
Non-Ferrous Metals and Their Products	38,892,074	31,616,324	318,727,792	284,383,698
Non-Metallic Minerals and Their Products (except Chemicals)	73,671,169	57,136,570	505,005,251	427,325,274
Chemicals and Allied Products	24,469,573	22,087,564	197,266,744	190,164,514
Miscellaneous Commodities	51,805,445	45,395,542	353,561,733	351,699,007
Total	471,280,625	388,937,982	3,855,322,185	3,390,678,554
UNITED KINGDOM				
Agricultural and Vegetable Products (except Chemicals, Fibres and Wood)	2,707,515	2,730,009	17,044,754	21,610,273
Animals and Animal Products (except Chemicals and Fibres)	1,427,611	1,298,939	9,856,586	10,740,643
Fibres, Textiles and Textile Products	9,930,484	7,710,294	73,672,730	59,078,875
Wood, Wood Products and Paper	643,179	734,946	4,029,411	4,860,508
Iron and Its Products	17,931,499	11,949,751	135,608,070	139,056,031
Non-Ferrous Metals and Their Products	5,639,949	4,567,723	42,298,483	44,173,331
Non-Metallic Minerals and Their Products (except Chemicals)	2,866,755	2,551,313	19,323,348	19,087,758
Chemicals and Allied Products	2,204,206	1,915,077	14,995,591	14,175,918
Miscellaneous Commodities	3,848,424	2,732,961	35,950,252	38,214,651
Total	47,199,622	36,191,013	352,779,225	350,997,988
UNITED STATES				
Agricultural and Vegetable Products (except Chemicals, Fibres and Wood)	24,911,614	23,048,547	212,292,367	209,797,971
Animals and Animal Products (except Chemicals and Fibres)	4,943,747	5,302,677	51,510,113	46,631,286
Fibres, Textiles and Textile Products	15,530,159	13,115,037	143,961,703	134,682,179
Wood, Wood Products and Paper	18,560,330	16,221,015	136,433,046	135,264,142
Iron and Its Products	133,241,563	96,300,012	1,315,617,272	1,016,477,719
Non-Ferrous Metals and Their Products	25,647,001	20,192,624	218,400,973	188,058,938
Non-Metallic Minerals and Their Products (except Chemicals)	35,225,395	25,719,748	255,850,165	186,225,849
Chemicals and Allied Products	20,814,900	17,911,994	171,964,681	164,180,265
Miscellaneous Commodities	41,927,719	37,332,122	281,485,929	277,345,894
Total	320,802,428	255,143,776	2,787,516,249	2,358,664,243

IMPORTS INTO CANADA FOR CONSUMPTION

Articles and Countries from which Imported	MONTH OF AUGUST 1958		EIGHT MONTHS ENDED AUGUST 1958		Class Number
	Quantities	Values (\$)	Quantities	Values (\$)	
<u>GROUP 1</u>					
<u>AGRICULTURAL PRODUCTS</u>					
<u>A MAINLY FOOD</u>					
APPLES FRESH	LB				1
100 U KINGDOM	76300	8382	76300	8382	
236 NEW ZEAL			1543536	109811	
381 ALASKA	170	65	6924	752	
400 U STATES	3394476	228708	41140428	2403592	
	3470946	237155	42767188	2522537	
APRICOTS QUINCES FRESH	LB				2
312 CHILE			51229	9474	
400 U STATES	367718	40635	1012192	114166	
	367718	40635	1063421	123640	
BANANAS	CWT				3
222 B HOND	383	5550	1503	19065	
231 HONG KONG	265	2422	296	2722	
314 COLOMBIA			1980	11533	
315 C RICA	90993	740922	490791	3965015	
316 CUBA			22	268	
320 DOM REP	11382	88195	26239	185877	
321 ECUADOR	62743	486836	376582	2380573	
337 GUATEMALA	15944	146216	141577	970747	
338 HAITI	259	2400	259	2400	
339 HONDURAS	37997	288606	512475	3379687	
352 MEXICO			281	2021	
361 PANAMA	65474	612052	755693	5428460	
381 ALASKA	5	168	37	641	
400 U STATES	37	318	142	1371	
	285482	2373687	2307877	16350380	
CHERRIES FRESH	LB				4
304 ARGENTINA			720	279	
312 CHILE			1885	828	
381 ALASKA			496	150	
400 U STATES	206079	43760	1561713	448072	
	206079	43760	1564814	449329	
CRANBERRIES FRESH	LB				5
400 U STATES			92172	16369	
			92172	16369	
GRAPEFRUIT FRESH	LB				6
100 U KINGDOM			75428	4324	
231 HONG KONG			5084	424	
339 HONDURAS	313210	21609	313210	21609	
400 U STATES	4631850	287545	77907263	3894103	
	4945060	309154	78300985	3920460	
GRAPES FRESH	LB				7
207 UN SO AFR			193368	23163	
304 ARGENTINA			4590	1499	
312 CHILE			964853	192363	
381 ALASKA	792	269	4833	1165	
400 U STATES	13040520	1213999	36071638	3669489	
	13041312	1214268	37239282	3887679	
GUAVAS MANGOES PLANTAINS FRESH					8
316 CUBA				116	
352 MEXICO				1004	
400 U STATES		416		4684	
		416		5804	
LEMONS FRESH	LB				9
400 U STATES	3026990	206219	21799167	1493639	
	3026990	206219	21799167	1493639	
LIMES FRESH	LB				10
316 CUBA			1800	664	
352 MEXICO			640	160	
400 U STATES	86161	11711	274490	49064	
	86161	11711	276930	49888	
MUSKMELONS CANTALOUPE FRESH	LB				11
227 BAHAMAS			27590	863	
304 ARGENTINA			7050	624	
312 CHILE			491517	37718	
316 CUBA	753	94	4353	270	
352 MEXICO			3156369	222101	
381 ALASKA	270	62	1429	221	
400 U STATES	8338924	269113	22310119	893098	
	8339947	269269	25998427	1154895	
MELONS FRESH N O P	NO				12
316 CUBA			720	1249	
352 MEXICO			768975	377472	
400 U STATES	1169124	272918	3868770	1120655	
	1169124	272918	4638465	1499376	
ORANGES MANDARINES FRESH	CU FT				13
100 U KINGDOM	572	2123	3573	10648	
207 UN SO AFR	6200	12759	6200	12759	
231 HONG KONG			42	140	
344 ITALY			1800	2989	
352 MEXICO			961946	1934626	
360 ISRAEL			117008	277102	
372 SPAIN			36374	62174	
381 ALASKA	46	372	238	1056	
393 TAIWAN			5762	25603	

IMPORTS INTO CANADA FOR CONSUMPTION

Articles and Countries from which Imported	MONTH OF AUGUST 1958		EIGHT MONTHS ENDED AUGUST 1958		Class Number
	Quantities	Values (\$)	Quantities	Values (\$)	
400 U STATES	533609	1696420	4993464	16053143	14
PEACHES FRESH	540427	1711674	6126407	18380240	
312 CHILE	LB		31060	6758	15
381 ALASKA			521	87	
400 U STATES	8318277	412212	23619061	1347211	16
PEARS FRESH	8318277	412212	23650642	1354056	
304 ARGENTINA	LB		257390	34512	17
312 CHILE			1500	194	
400 U STATES	5765435	471533	13338546	1076582	18
PINEAPPLES FRESH	5765435	471533	13597436	1111288	
316 CUBA	LB	38640	2029	8461201	19
352 MEXICO				461475	
383 HAWAII		13380	982	93008	20
384 P RICO				4723	
400 U STATES	44100	2822	152313	44997	21
PLUMS OR PRUNES FRESH	96120	5833	167297	10230	
304 ARGENTINA	LB		9280	1601	22
312 CHILE			74365	17370	
381 ALASKA	180	73	990	261	23
400 U STATES	2329344	238003	10623775	1140219	
BERRIES FRESH N O P	2329524	238076	10708410	1159451	24
234 AUSTRALIA	LB		32390	11983	
400 U STATES	392111	72442	1333784	227415	25
STRAWBERRIES FRESH	392111	72442	1366174	239398	
400 U STATES	LB		19082500	3198631	26
FRESH FRUITS N O P	1833491	317832	19082500	3198631	
383 HAWAII		153		1947	27
400 U STATES		7575		124043	
APPLES ORIED		7728		125990	28
400 U STATES	LB		144926	37339	
APRICOTS NECTARINES DRIED	34341	8921	144926	37339	29
234 AUSTRALIA	LB		10000	3809	
372 SPAIN			12125	3493	30
400 U STATES	36901	18137	440844	203009	
BANANAS DRIED	36901	18137	462969	210311	31
400 U STATES	LB		5400	5439	
CURRANTS DRIED			5400	5439	32
234 AUSTRALIA	LB		1966840	327217	
400 U STATES	444360	72576	17255	3426	33
DATES	449760	73827	1984095	330643	
100 U KINGDOM	LB		112605	9292	34
231 HONG KONG		300	80	714	
313 CHINA			1200	148	35
342 IRAN			3990054	270747	
343 IRAQ			5727270	348089	36
400 U STATES	40012	8075	661316	108813	
FIGS DRIED AND FIG PASTE	40312	8155	10495621	737803	37
336 GREECE	LB		1000	104	
400 U STATES	36570	9012	903447	160045	38
PEACHES DRIED	36570	9012	904447	160149	
234 AUSTRALIA	LB		17500	2383	39
400 U STATES	6129	1560	107166	29767	
PRUNES OR PLUMS DRIED UNPITTED	6129	1560	124666	32150	40
231 HONG KONG	LB		553	70	
400 U STATES	804595	144427	8980315	1507643	41
PEARS DRIED	804595	144427	8980868	1507713	
400 U STATES	LB		30956	9801	42
RAISINS	2580	783	30956	9801	
207 UN SO AFR	LB		36800	6267	43
234 AUSTRALIA	7232995	1274612	16586692	2913447	
400 U STATES	602252	135260	8096563	1606396	44
FRUITS DRIED N O P	7858897	1413750	24720055	4526110	
231 HONG KONG	LB		15972	6967	45
400 U STATES	3243	1006	317659	100586	
RASPBERRIES FROZEN 1 LB OR LESS	13014	3886	333631	107553	46
400 U STATES	16257	4892			
RASPBERRIES FROZEN OVER 1 LB			129056	39422	47
400 U STATES	LB		129056	39422	
STRAWBERRIES FROZN 1 LB OR LESS	45144	7780	222307	45829	48
400 U STATES	45144	7780	222307	45829	
STRAWBERRIES FROZEN OVER 1 LB	LB		2948835	665063	49
352 MEXICO	482175	129661	2948835	665063	
354 NETHRLNDS	482175	129661			50
400 U STATES	21700	3281	1035100	150413	
	575294	100762	253799	47270	51
	596994	104043	2817937	489024	
			4106836	686716	

IMPORTS INTO CANADA FOR CONSUMPTION

Articles and Countries from which Imported	MONTH OF AUGUST 1958		EIGHT MONTHS ENDED AUGUST 1958		Class Number
	Quantities	Values (\$)	Quantities	Values (\$)	
FRUITS N O P FROZN 1LB OR LESS 383 HAWAII 400 U STATES	LB 360	96	2400 80583	760 20216	47
FRUITS N O P FROZEN OVER 1 LB 326 FINLAND 400 U STATES	LB 15432 320798	2724 45047	15432 1413589	2724 204787	48
APRICOTS CANNED 100 U KINGDOM 207 UN SO AFR 234 AUSTRALIA 372 SPAIN 400 U STATES	LB 670 71700 17779	133 10885 2491	10040 417330 258385	1851 65790 35155	49
PEACHES CANNED 234 AUSTRALIA 400 U STATES	LB 37997 2731111	5684 275574	248766 14407344	35785 1556270	50
CHERRIES SULPHURED OR IN BRINE 344 ITALY 354 NETHRLNDS 372 SPAIN 400 U STATES	LB 970801	167396	3033824 17454 30009 27531	524744 1680 3416 5737	51
OLIVES SULPHURED OR IN BRINE 304 ARGENTINA 312 CHILE 328 FR AFRICA 336 GREECE 344 ITALY 353 MOROCCO 366 PORTUGAL 372 SPAIN 400 U STATES	LB 53708 66000 4000 600 761306 319273	7314 13352 574 139 144528 55518	3108617 3731 12166 297875 239040 348745 46767 8612 5353175 1362281	535577 517 2250 38239 43461 30816 8333 2293 1144524 263646	52
LEMON ORANGE GRAPE FRUIT RINDS 100 U KINGDOM 231 HONG KONG 338 HAITI 344 ITALY 372 SPAIN 384 P RICO 400 U STATES		383 760 2974 4242		932 2865 1813 44769 236 24986 30426	53
MARMALADES CANNED 100 U KINGDOM 207 UN SO AFR 224 JAMAICA 335 GERMANY W 375 SWEDEN 400 U STATES	LB 263444 7200 1200	46736 582 145	1521605 2112 102960 1200 1087 28098	281183 228 8362 145 540 5838	54
PEARS IN CANS 234 AUSTRALIA 400 U STATES	LB 89084 304994	16969 42565	156029 2365282	26169 341183	55
PINEAPPLE IN CANS 207 UN SO AFR 218 MALAYA 231 HONG KONG 234 AUSTRALIA 316 CUBA 352 MEXICO 364 PHIL 383 HAWAII 393 TAIWAN 400 U STATES	LB 194300 2243000 1620 618625 1861949 2145827	32654 201083 124 97609 189166 288988	519766 5414727 2220 1698078 43411 4312464 551250 14206977 72540 29108	81108 521297 188 249157 5375 435307 39975 1939966 6173 9642	56
FRUITS IN CANS N O P 100 U KINGDOM 203 B E AFR 231 HONG KONG 234 AUSTRALIA 318 DENMARK 320 DOM REP 335 GERMANY W 344 ITALY 347 JAPAN 354 NETHRLNDS 375 SWEDEN 381 ALASKA 383 HAWAII 400 U STATES	LB 5903 119688 188	1343 31917 61	26850541 8584 27000 7827 119688 2024 22080 688 26826 3108258 164022 8172 625 1759 2917312	3288188 2097 4469 1847 31917 750 3689 217 3358 337021 29703 1559 151 424 391077	57
CHERRIES FROZEN 1LB OR LESS	LB				58
CHERRIES FROZEN OVER 1LB 400 U STATES	LB 680650	102502	3033237	410543	59
FRUITS NUTS PICKLED PRESERVED 100 U KINGDOM 215 INDIA 223 BARBADOS 224 JAMAICA 228 LEEW WIND	GAL 504 268	1590 644	4067 2712 4640 101 306	17065 5436 2325 222 153	60

IMPORTS INTO CANADA FOR CONSUMPTION

Articles and Countries from which Imported	MONTH OF AUGUST 1958		EIGHT MONTHS ENDED AUGUST 1958		Class Number	
	Quantities	Values (\$)	Quantities	Values (\$)		
231 HONG KONG	1558	2959	5437	13588	61	
316 CUBA	17880	12993	85095	66826		
318 DENMARK			441	1285		
327 FRANCE			885	2241		
336 GREECE			822	1532		
344 ITALY			105	667		
347 JAPAN			214	480		
353 MOROCCO			5310	6945		
354 NETHRLNDS	9291	12648	11938	15723		
400 U STATES	6599	11937	35112	63094		
FRUIT PULP N O P	36201	42993	157185	197582		
100 U KINGDOM	LB		54910	5099		61
218 MALAYA	125700	8722	130350	9034		
231 HONG KONG	2600	468	18704	3360		
234 AUSTRALIA			233875	65154		
316 CUBA	81500	7897	321037	30741		
320 DOM REP			20010	3123		
335 GERMANY W			101821	11796		
344 ITALY			11770	893		
352 MEXICO	292386	25449	811812	71292		
354 NETHRLNDS	628869	57994	1047055	108958		
365 POLAND			11833	1441		
372 SPAIN	11158	939	104757	10931		
383 HAWAII	119007	13762	558696	62092		
388 YUGO SLAV	10207	1024	10207	1024		
400 U STATES	120878	26668	758897	109742		
JELLIES JAMS	1392305	142923	4195734	494680		
100 U KINGDOM	LB	52617	1545462	333341	62	
207 UN SO AFR	233136		9120	1050		
224 JAMAICA			54288	6341		
231 HONG KONG	10000	1731	10201	1985		
306 BELGIUM	480	127	2683	725		
326 FINLAND			1151	541		
327 FRANCE			59	76		
335 GERMANY W	5282	1000	26653	5849		
344 ITALY			12360	4004		
354 NETHRLNDS	3798	918	29896	5875		
359 NORWAY	992	240	2368	710		
375 SWEDEN			2520	663		
376 SWITZRLND	1548	532	8119	2874		
383 HAWAII	1974	755	2262	907		
389 IRELAND			6000	1190		
400 U STATES	13585	5415	229031	62078		
GRAPEFRUIT ORANGE LEMON PULP	270795	63335	1942173	428209		
224 JAMAICA	LB		54809	3563	63	
328 FR AFRICA			22112	2441		
344 ITALY			12676	550		
352 MEXICO			5906	530		
360 ISRAEL			8886	563		
372 SPAIN			72368	3364		
400 U STATES			335976	31340		
MIXED FRUITS IN CANS			512733	42351		
100 U KINGDOM	LB	68	2680	439	64	
231 HONG KONG	300	277	1972	440		
400 U STATES	2219735	309689	24006922	3307333		
ORANGE JUICE CONCENTRATED FROZ	2221407	310034	24011574	3308212	65	
400 U STATES	GAL	549672	1320870	5673950		
FRUIT JUICE NOP CONCENTRD FROZ	116386	549672	1320870	5673950	66	
383 HAWAII	GAL	2340	7025	9336		
400 U STATES	31197	82847	181270	548613		
LEMON JUICE CONCENTRATED FROZ	33537	89872	190606	574921	67	
400 U STATES	GAL	44331	87481	239656		
LEMON JUICE EXCEPT CONCENTRATD	44331	87481	239656	459841	68	
100 U KINGDOM	GAL	390	2522	2294		
335 GERMANY W			47	364		
400 U STATES	25676	52289	99716	200013		
ORANGE JUICE EXCEPT CONCENTRTRD	26066	54811	102057	211107	69	
100 U KINGDOM	GAL		135	198		
400 U STATES	395310	437557	5460931	4969284		
PECTIN	395310	437557	5461066	4969482	70	
100 U KINGDOM	LB		98026	3279		
318 DENMARK	5500	5500	23800	23681		
400 U STATES	23098	28848	133385	182860		
LEMON JUICE CONCENTRATED FRESH	28598	34348	255211	209820	71	
344 ITALY	GAL		1155	5761		
400 U STATES	17783	38997	70126	207945		
ORANGE JUICE CONCENTRATD FRESH	17783	38997	71281	213706	72	
100 U KINGDOM	GAL		261	1267		
352 MEXICO	3024	9154	9903	30340		
400 U STATES	23049	61285	188397	613719		
GRAPE JUICE OVER 1 GALLON	26073	70439	198561	645326	73	
327 FRANCE	GAL		4235	8141		
400 U STATES	417	2269	10067	31282		
	417	2269	14302	39423		

IMPORTS INTO CANADA FOR CONSUMPTION

11

Articles and Countries from which Imported	MONTH OF AUGUST 1958		EIGHT MONTHS ENDED AUGUST 1958		Class Number
	Quantities	Values (\$)	Quantities	Values (\$)	
LIME JUICE NOT REFINED	GAL				74
224 JAMAICA	887	734	2161	1920	
228 LEEW WIND	5131	4036	16641	13002	
	6018	4772	18802	14922	
BLENDED FRUIT JUICES	GAL				76
400 U STATES	145150	136943	2422684	1973052	
	145150	136943	2422684	1973052	
FRUIT JUICE NOT EXCEPT CONCENT	GAL				77
100 U KINGDOM	2952	4394	19305	30564	
224 JAMAICA			212	208	
228 LEEW WIND			212	192	
327 FRANCE			784	1460	
335 GERMANY W	195	687	2468	3410	
354 NETHRLNDS	23	92	231	753	
359 NORWAY			72	221	
383 HAWAII			1385	1997	
384 P RICO			338	657	
400 U STATES	41401	56515	211319	250187	
	44571	61688	236326	289649	
GRAPEFRUIT JUICE EXCEPT CONCEN	GAL				78
225 TRINIDAD			15000	13000	
400 U STATES	159542	128756	2238435	1653719	
	159542	128756	2253435	1666719	
PINEAPPLE JUICE EXCEPT CONCENT	GAL				79
207 UN SO AFR			4225	3138	
218 MALAYA	428	303	2056	1378	
234 AUSTRALIA			12255	7375	
352 MEXICO	22285	13406	45343	27035	
383 HAWAII	202936	132227	1374147	870331	
	225649	145936	1438026	909257	
FRUIT SYRUPS CONCENTRATED	GAL				80
100 U KINGDOM	2518	3802	9681	18694	
234 AUSTRALIA			374	5272	
306 BELGIUM			78	234	
326 FINLAND	5	109	297	1075	
327 FRANCE	1763	3232	2603	6081	
335 GERMANY W	100	364	3499	10468	
344 ITALY	493	1447	3386	11097	
354 NETHRLNDS	629	1589	2813	9393	
376 SWITZRLND	25	141	42	235	
383 HAWAII	13682	34609	37303	108920	
400 U STATES	15718	51025	163506	545960	
	34933	96318	223582	717429	
COCOANUTS	NO				81
222 B HOND	750	80	5250	549	
228 LEEW WIND	4000	180	9500	730	
316 CUBA			11400	955	
320 DOM REP			4970	415	
339 HONDURAS	1500	151	35125	2811	
384 P RICO	750	65	439010	28479	
400 U STATES	3650	377	39154	3278	
	10650	853	544409	37217	
COCOANUT DESICCATED	LB				83
217 CEYLON	847050	90124	2956575	308080	
364 PHIL	161500	23471	514750	68016	
383 HAWAII	270	304	570	574	
400 U STATES	245285	60814	2379703	581738	
	1254105	174713	5851598	958408	
COPRA NOT PREPARED	LB				84
237 B OCEANIA			2240000	160060	
364 PHIL			9133345	753000	
			11373345	913060	
ALMONDS NOT SHELLED	LB				91
372 SPAIN	37809	6752	854131	155159	
	37809	6752	854131	155159	
BRAZIL NUTS NOT SHELLED	LB				92
309 BRAZIL	405814	69190	751156	117188	
	405814	69190	751156	117188	
FILBERTS HAZEL NOT SHELLED	LB				93
344 ITALY	90394	17895	324606	63022	
400 U STATES			5000	1248	
	90394	17895	329606	64270	
PEANUTS GREEN SHELLED OR NOT	LB				94
100 U KINGDOM			336101	40892	
203 B E AFR	112000	9694	112000	9694	
205 RHOD NYAS	100700	8716	100700	8716	
207 UN SO AFR	1165877	132302	2839967	325916	
309 BRAZIL	221261	21678	1987797	209907	
313 CHINA	470400	47290	7542333	832097	
333 MADAGASCAR			55556	6312	
335 GERMANY W	42900	4457	457598	45364	
352 MEXICO	1476813	155772	13312675	1429821	
354 NETHRLNDS	354409	39008	5799142	649170	
400 U STATES	343860	34516	10238840	1080803	
	4288220	453433	42782709	4638692	
PECANS NOT SHELLED	LB				95
WALNUTS NOT SHELLED	LB				96
313 CHINA			62396	9673	
344 ITALY			1250	288	
400 U STATES			150885	34196	
			214531	44157	
OTHER NUTS NOT SHELLED	LB				97
215 INDIA			7500	3090	
231 HONG KONG	660	160	6771	1105	
400 U STATES	8757	5427	140614	71843	
	9417	5587	154885	76038	

IMPORTS INTO CANADA FOR CONSUMPTION

Articles and Countries from which Imported	MONTH OF AUGUST 1958		EIGHT MONTHS ENDED AUGUST 1958		Class Number
	Quantities	Values (\$)	Quantities	Values (\$)	
ALMONDS SHELLED					
100 U KINGDOM	LB 1400	1207	48168	29586	101
231 HONG KONG	200	174	812	726	
344 ITALY			23520	10481	
366 PORTUGAL			70174	41435	
372 SPAIN	78507	49236	1451887	725116	
400 U STATES	20310	16683	108935	75836	
	100417	67300	1703496	883180	
PEANUTS N O P					
100 U KINGDOM	LB		144	67	102
218 MALAYA			2880	974	
231 HONG KONG	1680	658	67584	14007	
313 CHINA			65840	10591	
354 NETHRLNDS			2100	474	
400 U STATES	3175	1070	88088	20888	
	4855	1728	226636	47001	
WALNUTS SHELLED					
100 U KINGDOM	LB		36400	16711	103
215 INDIA			74040	27383	
231 HONG KONG			314243	120397	
313 CHINA	4730	1829	3757580	1344018	
335 GERMANY W			48203	12473	
342 IRAN			342512	123964	
344 ITALY			56055	28998	
400 U STATES	41635	26611	320336	203538	
	46365	28440	4949369	1877482	
OTHER NUTS SHELLED					
100 U KINGDOM	LB		420	190	104
231 HONG KONG			5284	1040	
313 CHINA			10000	3059	
344 ITALY			3307	451	
347 JAPAN			177	150	
400 U STATES	4784	3633	111601	76233	
	4784	3633	130789	81823	
BRAZIL NUTS SHELLED					
100 U KINGDOM	LB		1400	982	105
308 BOLIVIA			55020	23111	
309 BRAZIL	55440	28862	357824	150339	
363 PERU			23496	10502	
	55440	28862	437740	184934	
CASHEW NUTS SHELLED					
203 B E AFR	LB		16500	4006	106
215 INDIA	195750	84063	1557250	650698	
400 U STATES	7092	3746	118400	63270	
	202842	87809	1692150	717974	
PECANS SHELLED					
400 U STATES	LB 34021	33800	510652	489199	107
	34021	33800	510652	489199	
FILBERTS SHELLED					
100 U KINGDOM	LB		76734	31122	108
335 GERMANY W			87696	31975	
344 ITALY	22046	8979	248906	114555	
354 NETHRLNDS			55125	15615	
376 SWITZRLND			56603	22333	
379 TURKEY	6702	2827	85853	34092	
400 U STATES			110437	51431	
	28748	11806	721354	301123	
ASPARAGUS FRESH					
400 U STATES	LB		4229822	583357	111
			4229822	583357	
BEANS GREEN FRESH					
231 HONG KONG	LB		200	52	112
352 MEXICO			46296	8255	
400 U STATES	287700	16683	5997679	525624	
	287700	16683	6044175	533931	
BEETS FRESH EXCEPT SUGAR BEETS					
400 U STATES	LB		3229921	114311	114
			3229921	114311	
CABBAGE FRESH					
352 MEXICO	LB		94100	2012	115
354 NETHRLNDS			26400	1028	
381 ALASKA			2440	220	
400 U STATES	379797	7926	65010737	1988866	
	379797	7926	65133677	1992126	
CARROTS FRESH					
400 U STATES	LB 1536338	49261	81809805	2713800	116
	1536338	49261	81809805	2713800	
CAULIFLOWER FRESH					
400 U STATES	LB 223616	13619	13062139	852787	117
	223616	13619	13062139	852787	
CELERY FRESH					
400 U STATES	LB 2649081	72242	71743717	4023944	118
	2649081	72242	71743717	4023944	
CUCUMBERS FRESH					
316 CUBA	LB		178221	27715	119
352 MEXICO			55994	6583	
400 U STATES	3360138	155270	15153617	926329	
	3360138	155270	15387832	960627	
LETTUCE FRESH					
381 ALASKA	LB 674	216	674	216	120
400 U STATES	2936485	75573	100959769	3900486	
	2937159	75789	100960443	3900702	
MUSHROOMS TRUFFLES FRESH					
100 U KINGDOM	LB		110	60	121
231 HONG KONG	157	532	1164	3397	
312 CHILE	50	62	288	348	

IMPORTS INTO CANADA FOR CONSUMPTION

Articles and Countries from which Imported	MONTH OF AUGUST 1958		EIGHT MONTHS ENDED AUGUST 1958		Class Number
	Quantities	Values (\$)	Quantities	Values (\$)	
327 FRANCE	7500	2756	29808	10501	
335 GERMANY W	300	765	941	1834	
347 JAPAN	6705	12178	38909	71251	
400 U STATES	28375	7337	645021	182682	
ONIONS FRESH	43087	23630	716241	270073	122
100 U KINGDOM	LB		628296	24416	
234 AUSTRALIA			1827429	43381	
312 CHILE			4725119	178460	
322 EGYPT			4973788	116568	
344 ITALY	21770	913	381130	17239	
352 MEXICO			292940	10530	
354 NETHRLNDS			17433	714	
372 SPAIN	228994	7793	446809	12687	
400 U STATES	2817309	79920	48405685	1653839	
PEAS GREEN FRESH	3068073	88626	61698629	2057834	123
352 MEXICO	LB		516310	38080	
400 U STATES	9230	1199	732614	65058	
POTATOES SWEET AND YAMS FRESH	9230	1199	1246924	103138	124
231 HONG KONG	CWT		141	1130	
400 U STATES	2377	14156	41238	351206	
POTATOES FRESH EXCEPT SEED	2377	14156	41379	352336	125
381 ALASKA	CWT		201	1279	
400 U STATES	107959	198069	1345778	3312413	
SPINACH FRESH	107959	198069	1345979	3313692	126
352 MEXICO	LB		55344	2272	
400 U STATES	138030	9148	6213440	410081	
TOMATOES FRESH	138030	9148	6268784	412353	127
224 JAMAICA	LB		28310	3853	
227 BAHAMAS			163569	24839	
316 CUBA			30098	7298	
352 MEXICO			52212747	5083293	
381 ALASKA	1260	400	5109	1338	
400 U STATES	4446082	289707	49656237	3676862	
VEGETABLES FRESH	4447342	290107	102096070	8797483	128
N O P	LB				
231 HONG KONG	14820	1427	168510	12870	
306 BELGIUM			609	247	
312 CHILE			15825	3099	
316 CUBA			7990	1961	
321 ECUADOR			625	85	
344 ITALY	21000	2980	33000	4765	
352 MEXICO	5793	796	248411	53947	
381 ALASKA			702	130	
383 HAWAII			1050	255	
400 U STATES	6231266	249100	47785116	3245192	
VEGETABLES FROZEN 1 LB OR LESS	6272879	254303	48261838	3322551	129
354 NETHRLNDS	LB		2120	312	
400 U STATES	1113032	225975	6307119	1228833	
VEGETABLES FROZEN OVER 1 LB	1113032	225975	6309239	1229145	130
354 NETHRLNDS	LB		1000	147	
400 U STATES	1248929	179361	6191274	803642	
MUSTARD LIQUID	1249929	179508	6192274	803789	131
100 U KINGDOM				64	
231 HONG KONG				50	
327 FRANCE		1760		9462	
335 GERMANY W		1014		7509	
354 NETHRLNDS		362		2054	
376 SWITZRLND				212	
400 U STATES		4068		12537	
PASTE HASH VEGETABLE MEAT FISH	7204			31908	132
100 U KINGDOM	LB				
231 HONG KONG	9600	1921	40465	11790	
318 DENMARK	1028	434	4588	2179	
327 FRANCE			772	290	
344 ITALY	3552	2314	15779	3003	
347 JAPAN	780	159	1460	7954	
354 NETHRLNDS	370	84	1225	310	
359 NORWAY	856	317	12499	394	
376 SWITZRLND			1100	2890	
388 YUGO SLAV			3037	187	
400 U STATES	394231	78309	3066561	2940	
POTATOES DRIED	410417	83538	3156333	659632	133
100 U KINGDOM	LB				
327 FRANCE			256500	71168	
354 NETHRLNDS			4409	915	
400 U STATES	937	272	4488	1405	
VEGETABLES DRIED	937	272	428690	110425	134
N O P	LB				
100 U KINGDOM	720	90	6910	3396	
231 HONG KONG	7248	2340	30072	12046	
322 EGYPT			50900	12028	
327 FRANCE	200	159	8002	4195	
335 GERMANY W	2370	509	11112	4354	
344 ITALY			10990	4090	
347 JAPAN			1968	1501	

IMPORTS INTO CANADA FOR CONSUMPTION

Articles and Countries from which Imported	MONTH OF AUGUST 1958		EIGHT MONTHS ENDED AUGUST 1958		Class Number	
	Quantities	Values (\$)	Quantities	Values (\$)		
354 NETHRLNDS	1627	277	18743	5685	137	
372 SPAIN	4300	1429	10437	3453		
400 U STATES	90982	19730	1862281	541475		
TOMATOES CANNED	107447	24534	2011415	592223		
	LB					
344 ITALY			2937458	239040	138	
352 MEXICO	28100	1969	56200	3948		
372 SPAIN	90922	5007	252622	15317		
400 U STATES	212409	17120	2875528	257365		
TOMATO PASTE CANNED	331431	24096	6121808	515670		
	LB					
234 AUSTRALIA	22400	3470	22400	3470	139	
336 GREECE			1830	225		
344 ITALY			1679525	250355		
366 PORTUGAL			1058	116		
372 SPAIN			231483	26600		
400 U STATES	554544	83243	4699271	626589		
TOMATO PULP AND PUREE CANNED	576944	86713	6635567	977355		
	LB					
344 ITALY			82673	9414	140	
352 MEXICO	21500	1399	38700	2547		
400 U STATES	13000	912	97793	7659		
TOMATO JUICE	34500	2311	219166	19620		
	LB					
400 U STATES	1533355	98236	21364745	1413894	141	
ASPARAGUS IN CANS	1533355	98236	21364745	1413894		
	LB					
327 FRANCE	1284	1706	17436	6383	143	
354 NETHRLNDS			450	187		
400 U STATES	91359	16663	1027655	126984		
CORN IN CANS	92643	18369	1045541	203554		
	LB					
400 U STATES	419860	54488	3683593	502131	144	
MUSHROOMS AND TRUFFLES IN CANS	419860	54488	3683593	502131		
	LB					
231 HONG KONG	120	332	426	1265	145	
327 FRANCE	42730	14647	132357	57091		
335 GERMANY W			5186	3531		
344 ITALY			1175	1834		
347 JAPAN	3190	1230	15352	12157		
376 SWITZRLND			901	628		
400 U STATES	35325	9934	250719	87258		
PEAS IN CANS	81365	26143	406116	163764		
	LB					
306 BELGIUM			770	173	146	
353 MOROCCO			529	120		
354 NETHRLNDS			1809	169		
400 U STATES	37000	3952	444673	50425		
VEGETABLE JUICE N O P CANNED	37000	3952	447781	50887		
	LB					
335 GERMANY W	105	130	295	262	147	
400 U STATES	6840	762	118429	16539		
VEGETABLES N O P IN CANS	6945	892	118724	16801		
	LB					
100 U KINGDOM	660	98	5788	1003	148	
231 HONG KONG	26081	4718	133955	21341		
306 BELGIUM			41430	7161		
322 EGYPT			1595	319		
327 FRANCE	2711	606	5737	1549		
328 FR AFRICA			1248	963		
335 GERMANY W	1370	225	91915	9786		
336 GREECE			4799	664		
344 ITALY	67795	12530	201599	38307		
347 JAPAN	20199	3345	45488	9209		
354 NETHRLNDS	70321	5501	171849	16664		
372 SPAIN	9000	1737	29907	4918		
381 ALASKA			550	98		
400 U STATES	319767	31624	3453737	344485		
PIMENTOS IN CANS	517904	60384	4189597	456467		
	LB					
344 ITALY			161820	26898	149	
372 SPAIN			28844	5526		
400 U STATES	36776	4529	239621	54646		
BEANS GREEN OR WAX CANNED	36776	4529	430285	87070		
	LB					
306 BELGIUM			560	105	150	
327 FRANCE	11372	2987	15599	3927		
336 GREECE			2415	193		
344 ITALY	58642	9380	61397	9816		
354 NETHRLNDS	9487	1139	33878	4267		
400 U STATES	4283	452	215672	20189		
BEANS BAKED CANNED	83784	13958	329521	38497		
	LB					
100 U KINGDOM	300	58	4170	532	151	
306 BELGIUM			2740	518		
322 EGYPT			4810	726		
327 FRANCE			924	265		
347 JAPAN			930	153		
354 NETHRLNDS			13587	1603		
400 U STATES	136484	11728	2363490	205297		
PICKLES PACKAGED	136784	11786	2390651	209094		
	GAL					
100 U KINGDOM	1814	4421	18546	53897	151	
231 HONG KONG	1398	2486	5606	7946		
306 BELGIUM			123	396		
327 FRANCE			1445	4377		

IMPORTS INTO CANADA FOR CONSUMPTION

15

Articles and Countries from which Imported	MONTH OF AUGUST 1958		EIGHT MONTHS ENDED AUGUST 1958		Class Number
	Quantities	Values (\$)	Quantities	Values (\$)	
335 GERMANY W	252	591	6713	11599	
344 ITALY	35	160	4927	6721	
347 JAPAN	190	395	2385	5853	
354 NETHRLNDS			937	1341	
365 POLAND			754	539	
400 U STATES	47870	63635	384425	522804	
PICKLES N O P	51559	71688	425861	615473	152
100 U KINGDOM	58	307	2927	6792	
215 INDIA			110	234	
224 JAMAICA	40	129	40	129	
227 BAHAMAS			2340	2217	
231 HONG KONG	1022	1467	6196	8858	
306 BELGIUM			140	282	
318 DENMARK			1500	1760	
327 FRANCE			165	566	
335 GERMANY W	53	68	2201	2924	
336 GREECE			400	342	
344 ITALY	992	984	54605	61173	
347 JAPAN	89	200	3038	5842	
353 MOROCCO			452	836	
354 NETHRLNDS	14810	16324	128898	170078	
372 SPAIN	6019	7652	31687	30010	
400 U STATES	140227	109778	505473	366706	
SAUCES N O P	163310	136909	740172	658749	153
100 U KINGDDM	278	781	7557	19125	
224 JAMAICA	42	168	79	372	
231 HONG KONG	6350	6164	24201	34982	
318 DENMARK			128	452	
327 FRANCE			42	206	
335 GERMANY W	46	283	55	382	
344 ITALY	6	55	1702	1933	
347 JAPAN	56	101	1312	1908	
354 NETHRLNDS	1471	3300	2878	9814	
400 U STATES	29420	70053	354655	798752	
SAUCES SOY	37669	80905	392609	867926	155
231 HONG KONG	11247	9413	43674	32400	
347 JAPAN	2630	3170	11401	14157	
400 U STATES	4326	3106	22190	22009	
KETCHUP	18203	15689	77265	68566	156
100 U KINGDOM	60	72	86	146	
400 U STATES	20120	23810	290475	362879	
BARLEY BUCKWHEAT AND RYE	20180	23882	290561	363025	161
BEANS SOYA					162
231 HONG KONG			18	205	
400 U STATES	766154	1742863	4783409	10716482	
BEANS N O P	766154	1742863	4783427	10716687	163
100 U KINGDOM	111200	7484	500600	35443	
203 B E AFR	617567	40008	1172237	77449	
205 RHOD NYAS	36120	2209	36120	2209	
207 UN SO AFR			44660	2617	
231 HONG KONG	4400	559	87600	11121	
304 ARGENTINA			8800	859	
306 BELGIUM			16023	1109	
312 CHILE			432163	24439	
313 CHINA	4480	830	15680	1761	
327 FRANCE			1000	328	
344 ITALY	27338	2214	112685	12875	
347 JAPAN			11000	1597	
354 NETHRLNDS			23464	3123	
363 PERU	6530	678	503670	62189	
395 PORT W AFR			55115	1976	
400 U STATES	163020	21687	2220949	256932	
INDIAN CORN	970655	75669	5241766	496027	167
207 UN SO AFR	382800	522666	382800	522666	
400 U STATES	507737	693792	4591633	6386083	
OATS	890537	1216458	4974433	6908749	168
400 U STATES			270	397	
PEAS SPLIT			270	397	169
100 U KINGDOM			53132	5459	
312 CHILE			2000	271	
344 ITALY	11023	1392	11023	1392	
354 NETHRLNDS			6918	481	
400 U STATES	51875	2896	267127	22492	
PEAS N O P	62898	4288	340200	30095	170
234 AUSTRALIA			11160	843	
352 MEXICO			396249	60960	
354 NETHRLNDS			36853	2006	
366 PORTUGAL			10803	1154	
400 U STATES	405875	13398	872444	45862	
RICE UNCLEANE UNHULLED PADDY	405875	13398	1327509	110825	171
304 ARGENTINA	28448	132270	74733	347596	
340 HUNGARY	43560	231934	87009	460189	
352 MEXICO			33267	190605	
371 THAILAND			4403	27688	

IMPORTS INTO CANADA FOR CONSUMPTION

Articles and Countries from which Imported	MONTH OF AUGUST 1958		EIGHT MONTHS ENDED AUGUST 1958		Class Number
	Quantities	Values (\$)	Quantities	Values (\$)	
386 URUGUAY			51015	262591	
400 U STATES			101892	577622	
RICE CLEANED	82954	421324	352319	1866291	172
231 HONG KONG	CWT 85	782	225	1873	
304 ARGENTINA			56843	193790	
306 BELGIUM	25	179	200	1562	
344 ITALY	1010	9499	3823	35339	
352 MEXICO			35972	203638	
354 NETHRLNDS	325	2297	5053	34710	
371 THAILAND	25	190	25	190	
400 U STATES	7620	79810	110681	1141335	
WHEAT	9090	92757	212822	1612437	174
400 U STATES	BUSH 50	98	88	189	
ALFALFA OR GRASS MEAL DEHYD	50	98	88	189	
400 U STATES	CWT 3109	5269	48634	87254	180
BRAN AND MILL FEED	3109	5269	48634	87254	
400 U STATES	CWT 14338	7014	42298	39797	182
CORN MEAL	14338	7014	42298	39797	
400 U STATES	BRL 3024	20743	26841	176895	184
HOMINY CRACKED OR DRIED CORN	3024	20743	26841	176895	
400 U STATES	CWT 12918	46088	107093	390855	185
MALT FLOUR	12918	46088	107093	390855	
400 U STATES	LB 4000	405	134898	12337	187
OATMEAL AND ROLLED OATS	4000	405	134898	12337	
100 U KINGDOM	LB		1314	185	188
400 U STATES			3150	361	
RICE STARCH FLOUR MEAL FEED			4464	546	
231 HONG KONG	LB 9060	1165	43322	5973	189
327 FRANCE			1102	139	
335 GERMANY W	44000	3672	99000	8333	
347 JAPAN			2238	443	
354 NETHRLNDS			550	101	
400 U STATES	51100	4590	875156	88200	
RYE FLOUR	104160	9427	1021368	103189	191
400 U STATES	BRL 230	1616	1594	9425	
SAGO AND CASSAVA FLOUR	230	1616	1594	9425	
100 U KINGDOM	LB 24520	1497	49820	3173	192
218 MALAYA			5600	260	
309 BRAZIL	100424	6388	188524	12479	
354 NETHRLNDS	772	85	772	85	
371 THAILAND	10053	655	781119	29900	
400 U STATES	80500	7288	640255	47848	
WHEAT FLOUR	216269	15913	1666090	93745	194
381 ALASKA	CWT		12	160	
400 U STATES	400	2200	665	3622	
CEREALS MILLED N O P	400	2200	677	3782	
100 U KINGDOM	CWT		31	732	195
327 FRANCE			19	264	
400 U STATES			14	211	
BISCUITS AND BREAD OIETARY			64	1207	201
100 U KINGDOM		5883		24528	
327 FRANCE				6811	
335 GERMANY W		346		905	
400 U STATES		708		17375	
BISCUITS NOT SWEETENED N O P		6937		49619	203
100 U KINGDOM	LB 73484	26706	570553	185288	
231 HONG KONG			871	275	
306 BELGIUM			2646	874	
318 DENMARK	3638	715	17541	3797	
326 FINLAND	670	106	3865	613	
327 FRANCE	525	324	14140	3887	
335 GERMANY W	5664	1438	38379	11827	
347 JAPAN	4073	1380	42781	15094	
354 NETHRLNOS	30730	5643	86392	18094	
359 NORWAY	1246	177	28415	4229	
375 SWEDEN	52213	8764	360891	63773	
400 U STATES	153915	47448	1201678	387823	
BISCUITS SWEETENED N O P	326158	92701	2368152	695574	204
100 U KINGDOM	LB 453171	166807	4347564	1647134	
231 HONG KONG	840	413	4281	2585	
305 AUSTRIA			6535	2691	
306 BELGIUM	12372	3188	195869	79319	
318 DENMARK			7831	1643	
326 FINLAND			848	391	
327 FRANCE	5307	1561	24297	7581	
335 GERMANY W	12156	4415	74449	26556	
344 ITALY	5213	1565	8675	3062	
347 JAPAN			2657	1002	
354 NETHRLNDS	30595	7254	233616	55292	
376 SWITZRLND	2334	1196	6990	3993	

IMPORTS INTO CANADA FOR CONSUMPTION

Articles and Countries from which Imported	MONTH OF AUGUST 1958		EIGHT MONTHS ENDED AUGUST 1958		Class Number
	Quantities	Values (\$)	Quantities	Values (\$)	
400 U STATES	272859	71812	1657260	452288	
BREAD PASSOVER MATZO PRODUCTS	794647	258211	6570872	2283537	205
360 ISRAEL				9018	
400 U STATES				266956	
CEREAL FOODS 25 POUNDS OR LESS				275974	206
100 U KINGDOM	155375	12973	306133	28135	
231 HONG KONG	160	73	5162	1368	
327 FRANCE	20650	4241	35205	6741	
335 GERMANY W	2743	903	52245	9748	
344 ITALY			1240	321	
354 NETHRLNDS	10502	995	19594	1888	
359 NORWAY			298	60	
400 U STATES	201825	44824	1423945	350669	
	391255	64009	1843822	398930	
CEREAL FOODS PREPARED N O P					207
100 U KINGDOM				14171	
236 NEW ZEAL				485	
327 FRANCE				10733	
335 GERMANY W		70		2040	
344 ITALY				254	
347 JAPAN		335		1375	
400 U STATES		18276		288901	
		18681		317959	
MACARONI AND VERMICELLI					208
231 HONG KONG	12796	2047	44675	8165	
327 FRANCE			2853	554	
344 ITALY			38117	4580	
347 JAPAN	240	84	4420	616	
354 NETHRLNDS			29956	3356	
400 U STATES	122813	19940	1124695	177958	
	135849	22071	1244716	195229	
MILK FOODS N O P					209
100 U KINGDOM	5119	1591	17133	6745	
335 GERMANY W			2964	1482	
359 NORWAY	1018	403	11630	4849	
375 SWEDEN	1210	379	4297	1323	
376 SWITZRLND	926	551	1985	995	
381 ALASKA			1962	665	
400 U STATES	31285	22081	299081	215094	
	39558	25005	339052	231153	
ARROWROOT					221
228 LEEW WIND	140000	14947	340000	36647	
234 AUSTRALIA			1785	213	
400 U STATES			23000	3291	
	140000	14947	364785	40151	
MALT WHOLE CRUSHED OR GROUND					224
100 U KINGDOM	4000	264	4000	264	
335 GERMANY W			2646	204	
400 U STATES	340000	13608	2509740	135136	
	344000	13872	2516386	135604	
SAGO AND TAPIOCA					225
218 MALAYA	13460	817	187287	10962	
309 BRAZIL			51300	5682	
355 INDONESIA	13797	1373	213115	20349	
400 U STATES	1560	254	622660	102688	
	28817	2444	1074362	139681	
ALL OTHER BREADSTUFFS N O P					226
231 HONG KONG		310		638	
335 GERMANY W				218	
400 U STATES		1904		32804	
		2214		33660	
COCONUT OIL N O P EDIBLE					231
100 U KINGDOM			3261	53071	
354 NETHRLNDS	127	1846	169	2458	
400 U STATES	1082	16956	4326	67911	
	1209	18802	7756	123440	
COTTON SEED OIL N O P EDIBLE					233
400 U STATES	2750	40659	16652	252021	
	2750	40659	16652	252021	
OLIVE OIL N D P EDIBLE					234
327 FRANCE	12	329	503	16298	
328 FR AFRICA	440	10972	3567	92051	
336 GREECE	173	5308	781	22920	
344 ITALY	1250	38626	10758	337553	
366 PORTUGAL	50	1689	166	5251	
372 SPAIN			2394	68979	
400 U STATES	29	997	734	23558	
	1954	57921	18903	566610	
PEANUT OIL N O P EDIBLE					235
100 U KINGDOM	1477	23428	5173	81391	
207 UN SO AFR	184	2794	184	2794	
231 HONG KONG	242	5749	863	21670	
354 NETHRLNDS			3	96	
400 U STATES	245	6044	1202	33208	
	2148	38015	7425	139159	
SOYA BEAN OIL N O P EDIBLE					236
400 U STATES	19630	248346	169546	2254850	
	19630	248346	169546	2254850	
CHOCOLATES IN RETAIL PACKAGES					239
100 U KINGDOM	99808	45496	616525	288366	
304 ARGENTINA			619	107	
305 AUSTRIA			1789	813	
306 BELGIUM	2086	964	10098	5230	
317 CZECHO S			8465	3372	

IMPORTS INTO CANADA FOR CONSUMPTION

Articles and Countries from which Imported		MONTH OF AUGUST 1958		EIGHT MONTHS ENDED AUGUST 1958		Class Number
		Quantities	Values (\$)	Quantities	Values (\$)	
318	DENMARK			151	56	
327	FRANCE			24 226	102 43	
335	GERMANY W	5810	3539	31 516	174 45	
344	ITALY	408	257	50 64	34 40	
354	NETHRLNDS	3362	1850	220 86	114 68	
360	ISRAEL			20 56	7 51	
375	SWEDEN			360	209	
376	SWITZRLND	4000	2612	38 888	243 17	
389	IRELAND	9323	4645	731 72	413 93	
400	U STATES	6859	3837	121 058	535 59	
		131 656	63200	9560 73	4607 69	
CONFECTIONERY CHOCOLATE N O P		LB				240
100	U KINGDOM	470527	149279	2593955	941556	
305	AUSTRIA	5565	5730	8860	8246	
306	BELGIUM			29558	14162	
317	CZECHO S			65989	15845	
318	DENMARK			7781	4989	
327	FRANCE	5654	1513	14327	6229	
335	GERMANY W	8109	4547	224147	105609	
344	ITALY	235	88	17273	8859	
347	JAPAN			298	209	
354	NETHRLNDS	42129	16618	176462	72562	
360	ISRAEL	723	200	43574	16283	
375	SWEDEN			4055	821	
376	SWITZRLND	5481	2294	58346	32980	
389	IRELAND			61565	12751	
400	U STATES	156827	47061	1163967	402112	
		695250	227330	4470157	1643213	
OTHER CONFECTIONS SWEETENED		LB				242
100	U KINGDOM	54989	16363	334656	85754	
227	BAHAMAS			1208	291	
231	HONG KONG			4958	1642	
306	BELGIUM			11550	5174	
318	DENMARK	2600	972	25788	8508	
327	FRANCE	6321	1460	11817	5475	
335	GERMANY W	9063	3042	41215	14819	
344	ITALY			4704	2683	
347	JAPAN			2100	662	
354	NETHRLNDS	34577	4587	207008	31918	
381	ALASKA	1120	565	1120	565	
389	IRELAND			1050	461	
400	U STATES	204239	52566	1876624	531860	
		312909	79555	2523798	689812	
FRUITS PEELS CANDIED		LB				243
231	HONG KONG			3507	1244	
234	AUSTRALIA	12600	1559	58848	7172	
327	FRANCE	31736	7619	263507	65773	
344	ITALY			66354	16077	
354	NETHRLNDS			1386	478	
400	U STATES	1045	501	168577	47328	
		45381	9679	562179	138072	
GINGER PRESERVED		LB				244
100	U KINGDOM			210	118	
231	HONG KONG	23335	5411	158375	33166	
347	JAPAN	250	60	500	110	
		23585	5471	159085	33394	
SUGAR CANDY CONFECTIONERY NOP		LB				246
100	U KINGDOM	1192962	246994	8598920	1823031	
223	BARBADOS			1275	186	
231	HONG KONG	7816	2760	38326	10968	
232	MALTA	17280	2070	17280	2070	
234	AUSTRALIA	2072	258	7056	971	
304	ARGENTINA			1837	371	
305	AUSTRIA			40580	10700	
306	BELGIUM			15431	3424	
316	CUBA	26680	3790	243809	35947	
317	CZECHO S	6178	737	46457	4445	
318	DENMARK	40970	10377	225702	56703	
326	FINLAND			47987	10953	
327	FRANCE	7448	2738	44210	14088	
335	GERMANY W	36708	12637	223626	61885	
336	GREECE			710	195	
344	ITALY	8111	3245	55707	23029	
347	JAPAN	1465	526	6947	1922	
354	NETHRLNDS	119590	28037	500801	111915	
360	ISRAEL	3534	982	81377	14558	
365	POLAND			1020	101	
375	SWEDEN	27574	4700	216885	37979	
376	SWITZRLND			6472	2736	
384	PRICO			8500	947	
389	IRELAND			11823	2176	
400	U STATES	300325	74291	2096043	531727	
		1798713	394142	12538781	2763027	
BUBBLE GUM		LB				247
100	U KINGDOM	1701	534	42350	14438	
306	BELGIUM	1623	858	2860	1300	
318	DENMARK	4282	1568	46430	15647	
335	GERMANY W			1700	504	
354	NETHRLNDS	660	570	35814	27257	
360	ISRAEL			1145	501	
389	IRELAND			7725	2907	
400	U STATES	163960	43294	1054260	307284	
		172226	46824	1192284	369838	
CHEWING GUM N O P		LB				249
100	U KINGDOM	448	131	8476	2434	
318	DENMARK	1508	576	28249	9905	

IMPORTS INTO CANADA FOR CONSUMPTION

Articles and Countries from which Imported	MONTH OF AUGUST 1958		EIGHT MONTHS ENDED AUGUST 1958		Class Number
	Quantities	Values (\$)	Quantities	Values (\$)	
335 GERMANY W	2350	599	2350	599	251
354 NETHRLNDS			6998	3126	
400 U STATES	63976	16077	250261	65403	
GLUCOSE AND SYRUP CORN SYRUP			296334	81467	251
100 U KINGDOM	CWT 412	2415	2722	18390	
335 GERMANY W	27	289	27	289	
354 NETHRLNDS	26	300	171	1930	
400 U STATES	8684	75888	80706	662403	
MOLASSES OF CANE NOP	9149	78892	83626	683012	252
221 B GUIANA	GAL 745600	83483	2078880	241630	
223 BARBADOS	4635	730	2714631	361477	
225 TRINIDAD	805760	90219	3617600	445988	
228 LEEW WIND			420800	47611	
316 CUBA			437913	73161	
321 ECUADOR			108066	12968	
384 P RICO			419899	58652	
400 U STATES	91334	15754	2103765	447667	
LIQUID OR INVERT SUGAR	1647329	190186	11901554	1689154	
100 U KINGDOM	CWT 50	426	557	4015	
400 U STATES	52	388	443	4802	
MOLASSES FOR HUMAN CONSUMPTION	102	814	1000	8817	255
100 U KINGDOM	GAL 230	236	976	960	
223 BARBADOS	158552	153093	1563976	976414	
316 CUBA	478937	188567	736711	302497	
400 U STATES			50148	38783	
SYRUPS OF CANE OR BEET NOP	637719	341896	2351811	1318654	256
100 U KINGDOM	GAL 1730	2455	15941	21211	
354 NETHRLNDS	100	159	303	470	
400 U STATES	214	623	932	2460	
	2044	3237	17176	24141	
SUGAR RAW IMPORTED BY REFINERS					262
204 MAURITIUS	CWT 246736	1035604	520307	2183471	
221 B GUIANA	78435	315044	899722	3804140	
223 BARBADOS	89600	361489	291200	1321443	
224 JAMAICA			1599500	6569950	
225 TRINIDAD	29576	116636	580452	2296960	
228 LEEW WIND			206080	1080847	
234 AUSTRALIA	580384	2356227	1737747	7225469	
235 FIJI	220793	1002400	713694	3470363	
316 CUBA	814831	2813038	2065270	7120627	
320 DOM REP			71700	267439	
	2060355	8000438	8685672	35340709	
SUGAR RAW N O P					
221 B GUIANA	CWT 3900	17217	59274	264090	
223 BARBADOS			28	152	
316 CUBA	8876	33054	139392	531610	
SUGAR REFINED	12776	50271	198694	795852	264
100 U KINGDOM	CWT 9	127	16	236	
317 CZECHO S			110	1765	
352 MEXICO			65999	327221	
354 NETHRLNDS			13447	67673	
400 U STATES	10	88	103	1945	
SUGAR AND SYRUP MAPLE	19	215	79675	398840	265
400 U STATES			200	50	
COCOA BEANS NOT ROASTED			200	50	271
100 U KINGDOM	CWT 4737	206248	8388	375517	
210 GHANA			39002	1707999	
211 NIGERIA	14511	578742	42144	1757359	
217 CEYLON	896	33613	1904	67218	
224 JAMAICA			2864	108048	
225 TRINIDAD			10029	410586	
228 LEEW WIND			1434	55433	
309 BRAZIL	2633	102383	12377	500029	
320 DOM REP			7909	316473	
321 ECUADOR	373	16723	3820	169692	
328 FR AFRICA			1127	44423	
335 GERMANY W			560	26327	
352 MEXICO	757	29967	757	29967	
354 NETHRLNDS	2278	97418	4714	199259	
387 VENEZUELA	1066	47183	4184	172106	
400 U STATES			55554	2464132	
	27251	1112277	196767	8404568	
COCOA BUTTER					273
100 U KINGDOM	LB 56000	50824	793162	721633	
224 JAMAICA	91741	85907	1159786	950384	
225 TRINIDAD			102229	82857	
309 BRAZIL	332780	277359	1185651	1021085	
327 FRANCE			385893	330816	
335 GERMANY W	6587	6091	6587	6091	
344 ITALY	29793	26246	118971	103016	
352 MEXICO			8790	5360	
354 NETHRLNDS	294366	249076	1045282	937908	
372 SPAIN			39654	22722	
400 U STATES	20723	19165	818027	746933	
	831990	714668	5664032	4928805	
COCOA PASTE NOT SWEETENED					274
100 U KINGDOM	LB 67200	19786	1082418	224024	
225 TRINIDAD			1680	793	

IMPORTS INTO CANADA FOR CONSUMPTION

Articles and Countries from which Imported	MONTH OF AUGUST 1958		EIGHT MONTHS ENDED AUGUST 1958		Class Number
	Quantities	Values (\$)	Quantities	Values (\$)	
309 BRAZIL	22061	4169	212648	52243	
335 GERMANY W	33069	5373	372854	46754	
354 NETHRLNDS	35300	12870	594122	173748	
400 U STATES	200	108	44078	13959	
	157830	42306	2307800	511521	
COCOA PASTE SWEETENED	LB				275
100 U KINGDOM			38612	13765	
354 NETHRLNDS	4197	1646	7829	2748	
400 U STATES	3000	1296	67800	26550	
	7197	2942	114241	43063	
COCOA OR CHOCOLATE POWDER	LB				276
100 U KINGDOM	42000	14987	1225390	441411	
327 FRANCE			122234	21710	
335 GERMANY W	5600	528	61918	7822	
354 NETHRLNDS	154057	29038	1432349	302368	
376 SWITZRLND	663	115	663	115	
400 U STATES	87152	24105	659341	194032	
	289472	68773	3501895	267458	
COCOA AND CHOCOLATE PREPS NOP	LB				277
100 U KINGDOM	26154	8973	320728	95434	
306 BELGIUM			825	327	
335 GERMANY W	8957	2652	27284	9834	
344 ITALY	133	62	395	199	
354 NETHRLNDS	3799	845	184699	41757	
376 SWITZRLND			5723	4045	
389 IRELAND	448000	73334	2379425	420036	
400 U STATES	67833	15656	982487	253453	
	554876	101522	3901566	824085	
CHICORY	LB				282
306 BELGIUM			20392	1506	
327 FRANCE	6515	467	60515	3432	
354 NETHRLNDS	8960	756	73196	6194	
400 U STATES	7761	2763	53271	19686	
	23236	3986	207374	30818	
COFFEE GREEN	LB				283
100 U KINGDOM			61966	30509	
202 ADEN			95694	46991	
203 B E AFR	709606	290193	5891824	2555251	
207 UN SO AFR			86308	46321	
224 JAMAICA	12500	5909	93447	44822	
225 TRINIDAD			455739	165198	
307 BEL CONGO	191962	84886	644679	293235	
309 BRAZIL	3722249	1603124	26970977	12930198	
314 COLOMBIA	3312618	1637418	20658265	10808179	
315 C RICA	60644	30178	1220719	638039	
316 CUBA	609	273	727553	358066	
320 DOM REP	138172	60797	3135258	1512972	
321 ECUADOR	427385	191309	690838	298515	
323 EL SALVD	196219	82465	1093559	521217	
325 ETHIOPIA			15512	6797	
337 GUATEMALA	73013	36286	2070174	997990	
338 HAITI	26292	10815	728161	316006	
339 HONDURAS			181555	89613	
352 MEXICO	583485	265443	5416426	2612313	
358 NICARAGUA			577309	294164	
361 PANAMA	25011	11422	102408	52129	
363 PERU	248970	113617	590642	273101	
383 HAWAII			355557	181314	
384 P RICO			52678	25932	
387 VENEZUELA	51950	25317	1063339	539575	
400 U STATES	244953	457433	4858925	2233132	
	10725638	4906885	77839512	37871579	
COFFEE ROASTED AND SUBSTITUTES	LB				286
100 U KINGDOM			720	408	
224 JAMAICA	15000	7110	61560	29593	
309 BRAZIL	450	290	450	290	
327 FRANCE			516	658	
335 GERMANY W			5792	1447	
344 ITALY			362	444	
354 NETHRLNDS			1476	575	
381 ALASKA	196	165	366	302	
383 HAWAII	360	320	600	542	
400 U STATES	164485	111093	1451337	1005943	
	180491	118978	1523179	1040202	
COFFEE EXTRACT OF N O P	LB				287
100 U KINGDOM	3771	1489	75005	26840	
335 GERMANY W			322	115	
354 NETHRLNDS			756	257	
400 U STATES	4302	3758	358759	155266	
	8073	5247	434842	182478	
INSTANT COFFEE POWDER	LB				288
305 AUSTRIA			34	120	
323 EL SALVD			52400	123455	
335 GERMANY W			198	345	
352 MEXICO	29982	49765	100077	174041	
354 NETHRLNDS			600	1992	
376 SWITZRLND	89	482	1143	5562	
400 U STATES	286421	652458	2696178	6302861	
	316492	702705	2850630	6608376	
CLOVES UNGROUND	LB				291
203 B E AFR			39200	13243	
218 MALAYA			896	1054	
333 MADAGASCAR			51917	14824	
400 U STATES			10869	4812	
			102882	33933	

IMPORTS INTO CANADA FOR CONSUMPTION

Articles and Countries from which Imported		MONTH OF AUGUST 1958		EIGHT MONTHS ENDED AUGUST 1958		Class Number
		Quantities	Values (\$)	Quantities	Values (\$)	
GINGER UNGROUND		LB				292
100	U KINGDOM			32 402	5 297	
212	S LEONE			7 840	8 68	
215	INDIA			75 540	7 456	
224	JAMAICA	24 617	6 403	116 457	41 669	
231	HONG KONG	4 660	5 26	28 777	2 316	
316	CUBA			1 425	2 92	
347	JAPAN			4 505	7 85	
383	HAWAII			2 185	6 07	
384	P RICO			7 500	9 53	
400	U STATES	224	54	11 273	20 34	
		29 501	6 983	287 904	6 227 77	
MUSTARD GROUND		LB				293
100	U KINGDOM	67 020	32 670	382 319	1 734 60	
400	U STATES			134 212	4 072 3	
		67 020	32 670	516 531	21 418 3	
NUTMEGS AND MACE		LB				294
100	U KINGDOM			17 321	3 299 2	
218	MALAYA			22 223	31 324	
225	TRINIDAD			5 163	8 084	
228	LEEW WIND	8 800	1 311 7	89 497	1 577 84	
335	GERMANY W			89	88	
354	NETHRLNDS			2 95	4 39	
355	INDONESIA			3 243	4 905	
400	U STATES	536	533	12 922	18 415	
		9 336	13 650	150 753	25 403 1	
PEPPER UNGROUND		LB				296
100	U KINGDOM	15 375	5 803	35 388	11 563	
211	NIGERIA	2 302	3 67	11 262	2 287	
215	INDIA	166 680	31 948	1109 228	20 890 8	
217	CEYLON			11 200	1 814	
218	MALAYA	24 640	5 294	63 3010	13 895 5	
219	BEI OTHER	36 960	9 074	132 160	32 303	
224	JAMAICA			11 480	7 428	
347	JAPAN			74 700	14 975	
372	SPAIN			4 400	15 29	
400	U STATES	220	71	56 121	16 492	
		246 177	52 557	2078 949	43 625 4	
SPICES N O P UNGROUND		LB				297
100	U KINGDOM	8 385	10 79	43 025	6 904	
204	MAURITIUS			6 745	5 33	
217	CEYLON	1 500	7 32	6 740	6 447	
224	JAMAICA	15 680	9 296	38 920	23 331	
231	HONG KONG	15 887	2 809	213 136	42 173	
313	CHINA	11 200	1 403	34 720	58 36	
329	INDOCHINA			5 000	2 279	
335	GERMANY W			350 43	100 46	
352	MEXICO			15 380	4 658	
354	NETHRLNDS	105	75	2 753	1 111	
355	INDONESIA			92 886	9 621	
400	U STATES	2 570	952	147 113	40 134	
		55 327	16 346	641 461	15 307 3	
GINGER AND SPICES N O P GROUND		LB				298
100	U KINGDOM	891	803	11 241	6 956	
215	INDIA	808	243	12 720	2 298	
231	HONG KONG			680	2 65	
317	CZECHO S			4 400	10 03	
335	GERMANY W	190	115	3 537	31 23	
340	HUNGARY			17 050	49 36	
347	JAPAN			4 500	6 80	
354	NETHRLNDS	1 103	840	2 352	1 684	
366	PORTUGAL			1 102	2 83	
372	SPAIN	8 140	3 073	40 3921	13 084 1	
388	YUGO SLAV	11 000	2 750	31 350	8 952	
400	U STATES	13 984	8 331	228 601	15 040 6	
		36 116	16 155	721 454	31 142 7	
VANILLA BEANS CRUDE		LB				300
228	LEEW WIND			17 93	1 391 3	
335	GERMANY W			10	98	
352	MEXICO	162	1 659	4 882	39 320	
400	U STATES	6 512	5 777 7	38 581	30 896 5	
		6 674	5 943 6	45 266	36 229 6	
SEEDS AROMATIC CRUDE UNGROUND		LB				301
100	U KINGDOM	672	101	12 086	1 612	
215	INDIA			10 426	38 79	
327	FRANCE			11 200	6 09	
335	GERMANY W			616	3 24	
337	GUATEMALA			407	1 111	
353	MOROCCO	18 863	8 95	179 411	7 951	
354	NETHRLNDS	22 506	1 745	770 58	6 331	
365	POLAND			4 057	3 42	
372	SPAIN	2 750	4 33	8 262	11 28	
400	U STATES	550	64	59 053	10 785	
		45 341	32 38	362 576	34 072	
TEA BLACK		LB				319
100	U KINGDOM	60 6750	387 677	2741 606	171 74 42	
203	B E AFR	282 434	157 689	170 2642	82 97 90	
215	INDIA	12 642 38	7 185 18	137 117 93	663 36 46	
217	CEYLON	12 282 64	5 770 30	100 11 984	52 802 12	
218	MALAYA	7 72 33	29 128	11 888 3	44 31 6	
231	HONG KONG		7 256	4 403	42 740	
307	BEL CONGO	12 979	5 619	23 242	100 62	
309	BRAZIL			840	3 36	
313	CHINA	10 400	1 918	31 600	88 41	
335	GERMANY W	11 684	8 960	11 684	89 60	
347	JAPAN			6 708	19 42	

IMPORTS INTO CANADA FOR CONSUMPTION

Articles and Countries from which Imported	MONTH OF AUGUST 1958		EIGHT MONTHS ENDED AUGUST 1958		Class Number
	Quantities	Values (\$)	Quantities	Values (\$)	
354 NETHRLNDS	6878	3638	208018	89138	320
355 INDONESIA	35874	11966	131978	47855	
376 SWITZRLND			84	217	
389 IRELAND	760	616	9245	6801	
393 TAIWAN			36376	11127	
394 PORT E AF	10796	2267	21834	5119	
400 U STATES	1245	1188	141075	69852	
	3556791	1910617	29001176	14808396	
TEA GREEN	LB		780	757	
100 U KINGDOM			19543	11590	
231 HONG KONG	7412	4509	135276	37077	
347 JAPAN	76032	27661	15346	3888	
400 U STATES					
	83444	32170	170945	53312	
VINEGAR	GAL				341
100 U KINGDOM			90	318	
327 FRANCE	124	134	1403	2662	
336 GREECE			110	248	
344 ITALY	362	465	1705	1962	
347 JAPAN			57	62	
354 NETHRLNDS			127	132	
400 U STATES	14633	7325	28431	18148	
	15119	7924	31923	23532	
YEAST IN CAKES AND PACKAGES	LB				352
100 U KINGDOM	19500	1753	187380	16291	
400 U STATES	1610	1153	16800	11006	
	21110	2906	204180	27297	
YEAST IN BULK	LB				353
400 U STATES	4350	592	35325	7057	
	4350	592	35325	7057	
HOPS	LB				362
388 YUGO SLAV			46440	83500	
400 U STATES	3876	5268	111082	128211	
	3876	5268	157522	211711	
LIQUORICE UNSWEETENED	LB				364
100 U KINGDOM	378	98	378	98	
400 U STATES	25156	5341	475472	93416	
	25534	5439	475850	93514	
MALT SYRUP AND EXTRACTS	LB				365
100 U KINGDOM	80790	10617	380292	56714	
335 GERMANY W			300	100	
354 NETHRLNDS			13924	2100	
400 U STATES	76400	13779	788426	145843	
	157190	24396	1182942	204757	
ESSENCES EXTRACTS N O P	GAL				367
100 U KINGDOM	13	298	861	9187	
220 BERMUDA	6	173	8	314	
327 FRANCE			33	437	
335 GERMANY W	11	512	35	1794	
344 ITALY	54	1607	273	8623	
400 U STATES	389	35290	1287	82995	
	473	37880	2497	103350	
POTATOES FRENCH FRIED FROZEN	LB				380
400 U STATES	10260	2691	194833	34155	
	10260	2691	194833	34155	
POTATO CHIPS NOT FROZEN	LB				381
400 U STATES	401542	171215	3065314	1305368	
	401542	171215	3065314	1305368	
VEGETABLE FOOD PRODUCTS N O P					390
100 U KINGDOM		42552		145314	
218 MALAYA				505	
231 HONG KONG		2972		33851	
306 BELGIUM		1539		3586	
318 DENMARK		125		626	
327 FRANCE		566		867	
335 GERMANY W		1198		11006	
347 JAPAN		462		3445	
354 NETHRLNDS		253		3610	
375 SWEDEN		12735		26797	
376 SWITZRLND		85		3144	
400 U STATES		109124		1068844	
		171611		1301795	

IMPORTS INTO CANADA FOR CONSUMPTION

Articles and Countries from which Imported	MONTH OF AUGUST 1958		EIGHT MONTHS ENDED AUGUST 1958		Class Number
	Quantities	Values (\$)	Quantities	Values (\$)	
<u>GROUP 1</u>					
<u>AGRICULTURAL PRODUCTS</u>					
<u>B OTHER THAN FOOD</u>					
ALE BEER PORTER AND STOUT	GAL				1501
100 U KINGDOM	32014	43311	164846	226271	
318 DENMARK	1755	2218	5711	7260	
335 GERMANY W	8674	10758	18594	22796	
347 JAPAN	301	919	1434	4578	
354 NETHRLNDS	1795	2256	3192	3741	
400 U STATES	185	170	21499	19209	
	44724	59632	215276	283855	
BRANDY	P GAL				1511
100 U KINGDOM	156	1069	806	5766	
207 UN SO AFR	6088	15723	68221	183012	
232 MALTA	473	2260	2346	11302	
234 AUSTRALIA	6493	19064	40598	127355	
309 BRAZIL	14	50	14	50	
318 DENMARK			9	178	
327 FRANCE	18920	174235	117229	1028481	
335 GERMANY W	9	95	510	6415	
336 GREECE	99	748	996	8194	
344 ITALY	69	453	438	3068	
360 ISRAEL			235	3567	
366 PORTUGAL	764	3217	11890	47977	
372 SPAIN	136	780	2154	13861	
376 SWITZRLND			42	730	
388 YUGO SLAV			983	5065	
400 U STATES			2	51	
	33221	217694	246473	1445072	
CORDIALS AND LIQUEURS N O P	P GAL				1512
100 U KINGDOM	770	10651	10151	132638	
224 JAMAICA	28	312	121	1374	
225 TRINIDAD	14	261	248	4410	
231 HONG KONG			112	1072	
234 AUSTRALIA			427	4252	
236 NEW ZEAL			24	194	
316 CUBA			72	1462	
317 CZECHO S			69	488	
318 DENMARK	376	5181	2929	39717	
327 FRANCE	2161	23850	20498	222996	
335 GERMANY W	13	198	34	299	
336 GREECE	10	86	315	2327	
340 HUNGARY			93	601	
344 ITALY	75	847	776	7616	
352 MEXICO			69	1544	
354 NETHRLNDS	823	8744	9458	97948	
359 NORWAY			367	1807	
375 SWEDEN			197	939	
384 P RICO			1253	6665	
388 YUGO SLAV			137	769	
400 U STATES			21	244	
	4270	50130	47371	529362	
GIN	P GAL				1513
100 U KINGDDM	15810	67500	98453	459075	
335 GERMANY W	35	158	105	473	
354 NETHRLNDS	3041	7561	6392	20648	
	18886	75219	104950	480196	
RUM	P GAL				1514
100 U KINGDOM	23099	82118	187751	670153	
221 B GUIANA	16450	30846	785705	819205	
223 BARBADOS	19850	40435	126157	260918	
224 JAMAICA	4324	12686	86847	205057	
225 TRINIDAD	5992	25288	56952	253986	
316 CUBA	480	5267	7451	74943	
327 FRANCE			364	2638	
338 HAITI	70	512	1049	7625	
384 P RICO	3265	23080	38308	277110	
400 U STATES			5	63	
	73530	220232	1290589	2571698	
WHISKY	P GAL				1515
100 U KINGDOM	61536	474690	505359	3906388	
318 DENMARK	4	87	4	87	
354 NETHRLNDS			27	237	
382 VIRGIN IS	18295	35978	18295	35978	
389 IRELAND	7	98	7	98	
400 U STATES	21007	43844	728646	1458431	
	100849	554697	1252338	5401219	
ABSINTHE ALCOHOLIC LIQUORS NOP	P GAL				1516
207 UN SD AFR			1043	1435	
365 POLAND			116	706	
			1159	2141	
WINES NON SPARKLING	GAL				1530
100 U KINGDOM	3634	24200	55384	275694	
207 UN SO AFR	8097	13683	121395	201591	
231 HONG KONG			428	2115	
232 MALTA	1111	1571	12125	17272	
234 AUSTRALIA	13693	25931	153087	321663	
318 DENMARK			882	2788	

IMPORTS INTO CANADA FOR CONSUMPTION

Articles and Countries from which Imported	MONTH OF AUGUST 1958		EIGHT MONTHS ENDED AUGUST 1958		Class Number
	Quantities	Values (\$)	Quantities	Values (\$)	
327 FRANCE	28479	104267	224063	828820	
328 FR AFRICA	3454	4982	31761	46008	
335 GERMANY W	1949	9758	20207	109212	
336 GREECE	160	423	5317	8792	
340 HUNGARY			306	1328	
344 ITALY	13148	39859	144875	439315	
347 JAPAN			1513	5056	
354 NETHRLNDS			398	1768	
360 ISRAEL			2958	11602	
366 PORTUGAL	15438	19570	130173	193117	
367 AZORES			2260	6938	
372 SPAIN	3074	7794	45818	135680	
376 SWITZRLND	174	664	1578	5931	
389 IRELAND			3509	17385	
400 U STATES	5861	14105	69725	190416	
	98272	266807	1027762	2822491	
WINES SPARKLING					1560
	GAL				
207 UN SO AFR			40	92	
234 AUSTRALIA	35	292	237	1738	
306 BELGIUM	176	2232	826	10848	
327 FRANCE	2526	30001	18803	218173	
335 GERMANY W	102	817	809	5163	
344 ITALY	390	1890	2870	13575	
360 ISRAEL			200	1550	
366 PORTUGAL			32	168	
372 SPAIN	48	76	48	76	
400 U STATES			142	1184	
	3277	35308	24007	252567	
GUMS AMBER AND ARABIC					1571
	LB				
100 U KINGDOM			10197	1952	
396 SUDAN	49604	7219	321218	41508	
400 U STATES	34910	8113	415540	102988	
	84514	15332	746955	146448	
GUMS AUSTL COPAL DAMAR ETC					1572
	CWT				
218 MALAYA	1236	5342	3633	17785	
219 BEI OTHER			2355	8276	
234 AUSTRALIA			3	1190	
355 INDONESIA			7	156	
400 U STATES	24	355	1194	33727	
	1260	5697	7192	61134	
GUMS BARBERRY ELEM GEDDA ETC					1573
	CWT				
100 U KINGDOM	8	654	13	1168	
342 IRAN			6	909	
347 JAPAN			6	267	
400 U STATES	182	11214	2123	115033	
	190	11868	2148	117377	
BURGUNDY PITCH					1575
	LB				
400 U STATES	3177	575	55198	8758	
	3177	575	55198	8758	
CHICLE OR SAPPATO GUM CRUDE					1576
	LB				
352 MEXICO			52487	56581	
400 U STATES	77522	35534	448502	215121	
	77522	35534	500989	271702	
SHELLAC BLEACHED					1577
	LB				
100 U KINGDOM			4480	1913	
335 GERMANY W			6000	2318	
400 U STATES	1744	1001	33635	17192	
	1744	1001	44115	21423	
LAC CRUDE SEED STICK AND SHELL					1579
	LB				
100 U KINGDOM	3360	1052	93046	20557	
215 INDIA	48240	8767	594714	126809	
371 THAILAND			784086	155018	
400 U STATES	492	162	625118	153524	
	52092	9981	2096964	455908	
RESIN OR ROSIN					1580
	CWT				
100 U KINGDOM			423	5158	
400 U STATES	24155	146850	202671	1292872	
	24155	146850	203094	1298030	
ROSIN SIZING					1581
	CWT				
400 U STATES	16580	193383	124288	1417132	
	16580	193383	124288	1417132	
WAX SEALING					1582
100 U KINGDOM		51		989	
400 U STATES		500		6877	
		551		7866	
GUMS AND BLENDS N O P					1583
	LB				
100 U KINGDOM	2224	1761	372173	125769	
344 ITALY	11200	3584	45460	15007	
354 NETHRLNDS	3020	917	7331	2600	
400 U STATES	126973	72543	1878315	862149	
	143417	78805	2303279	1005525	
TALL OIL AND TALL OIL PITCH					1584
	CWT				
400 U STATES	6291	30783	54529	296804	
	6291	30783	54529	296804	
COTTON SEED CAKE AND MEAL					1591
	CWT				
323 EL SALVD			24251	55343	
400 U STATES	2045	5072	15797	39734	
	2045	5072	40048	95077	
LINSEED OIL CAKE AND MEAL					1592
	CWT				
400 U STATES			4134	11556	
			4134	11556	
SOYA BEAN OIL CAKE AND MEAL					1594
	CWT				
400 U STATES	202431	639319	1497986	4246911	
	202431	639319	1497986	4246911	
SOYA BEAN FLOUR					1595
	CWT				
335 GERMANY W			66	851	

IMPORTS INTO CANADA FOR CONSUMPTION

Articles and Countries from which Imported	MONTH OF AUGUST 1958		EIGHT MONTHS ENDED AUGUST 1958		Class Number
	Quantities	Values (\$)	Quantities	Values (\$)	
400 U STATES	2500	13356	25257	182464	
OIL CAKE AND MEAL N O P	2500	13356	25323	183315	
CW T					1597
CASTOR OIL NOT EDIBLE					
CW T					1601
100 U KINGDOM			9	257	
215 INDIA	112	1772	182	2891	
309 BRAZIL	6148	66971	21248	286999	
400 U STATES	93	2526	2777	75361	
	6353	71269	24216	365508	
CHINA WOOD OIL NOT EDIBLE					
CW T					1602
100 U KINGDOM			110	1438	
231 HONG KONG	1164	13028	6235	80438	
304 ARGENTINA			6969	160700	
354 NETHRLNDS			564	7981	
362 PARAGUAY	2217	25218	6839	87917	
400 U STATES			32	1054	
	3381	38246	20749	339528	
COCOANUT OIL NOT EDIBLE					
CW T					1603
100 U KINGDOM	181	2023	68401	850714	
217 CEYLON	20751	225169	85731	935886	
218 MALAYA	11110	127927	37965	436001	
234 AUSTRALIA	24528	270510	83270	926397	
235 FIJI	41849	523163	41849	523163	
400 U STATES			33	811	
	98419	1148792	317249	3672972	
COTTON SEED OIL NOT EDIBLE					
CW T					1605
323 EL SALVD			552	5797	
400 U STATES	13930	157005	147210	1899894	
	13930	157005	147762	1905691	
ESSENTIAL OIL N O P					
LB					1606
100 U KINGDOM	1218	4350	123065	120414	
215 INDIA			2320	2031	
217 CEYLON			1600	914	
221 B GUIANA			1855	11941	
224 JAMAICA			490	822	
225 TRINIDAD			1972	12761	
228 LEEW WIND			320	2347	
231 HONG KONG	105	843	43000	83354	
234 AUSTRALIA			1136	1601	
309 BRAZIL			4485	2162	
312 CHILE			13	816	
313 CHINA			18531	34372	
316 CUBA			2912	72291	
327 FRANCE	1081	8923	9440	50630	
335 GERMANY W	2252	1743	20935	13434	
338 HAITI	1925	11239	2311	14156	
344 ITALY	25	93	753	8788	
352 MEXICO	348	2202	3322	18465	
354 NETHRLNDS	1305	3123	22089	17094	
362 PARAGUAY			500	970	
363 PERU			450	945	
372 SPAIN			400	462	
376 SWITZRLND	72	712	2273	29730	
400 U STATES	105773	317070	766612	2270855	
	114104	350298	1030784	2771355	
EUCALYPTUS OIL					
LB					1607
234 AUSTRALIA			2000	1496	
366 PORTUGAL			5864	2734	
400 U STATES	1351	1467	2551	2159	
	1351	1467	10415	6389	
FLAXSEED OR LINSEED OIL					
CW T					1608
400 U STATES	177	3077	1145	21808	
	177	3077	1145	21808	
FOOTS OF COTTON SEED DR OLIVES					
CW T					1609
400 U STATES			46	755	
			46	755	
OLIVE OIL FOR MANUFACTURING					
CW T					1610
100 U KINGDOM	7	145	7	145	
400 U STATES			48	1085	
	7	145	55	1230	
PALM AND PALM KERNEL OIL					
CW T					1611
100 U KINGDOM			22570	283061	
211 NIGERIA			6813	61166	
218 MALAYA	34521	317636	217850	2136508	
307 BEL CONGO	6727	51024	11749	98136	
354 NETHRLNDS	1477	23202	6714	111275	
400 U STATES	599	7168	6630	82507	
	43324	399030	272326	2772653	
PEANUT OIL					
CW T					1613
100 U KINGDOM	2054	27457	107457	1469660	
400 U STATES			992	20752	
	2054	27457	108449	1490412	
PEPPERMINT OIL					
LB					1614
100 U KINGDOM			15	164	
347 JAPAN	600	1431	600	1431	
400 U STATES	7973	42748	58085	287881	
	8573	44179	58700	289476	
RESIN OIL					
CW T					1617
400 U STATES	14	165	4250	23882	
	14	165	4250	23882	
SESAME SEED OIL					
CW T					1618
231 HONG KONG	12	383	48	1677	
347 JAPAN			5	214	
400 U STATES	4	151	260	8055	
	16	534	313	9946	

IMPORTS INTO CANADA FOR CONSUMPTION

Articles and Countries from which Imported	MONTH OF AUGUST 1958		EIGHT MONTHS ENDED AUGUST 1958		Class Number
	Quantities	Values (\$)	Quantities	Values (\$)	
SOYA BEAN OIL FOR MANUFACTURE 400 U STATES	CWT 3370	37129	39465	497344	1619
VEGETABLE OIL N O P NOT EDIBLE 100 U KINGDOM 207 UN SO AFR 305 AUSTRIA 354 NETHRLNDS 400 U STATES	CWT 2708 2 14102 16812	33841 100 200636 234577	7255 266 2758 110297 120578	92481 3785 100 37349 1596334 1730049	1620
RAPE SEED OIL 100 U KINGDOM	CWT		120	2552	1621
CASHEW NUT SHELL OIL 400 U STATES	CWT		120	2552	1622
OITICICA OIL 309 BRAZIL	CWT 407	6180	470	7452	1623
SUNFLOWER SEED OIL	CWT 407	6180	470	7452	1624
VEGETABLE OILS FOR TEXTILES 100 U KINGDOM 376 SWITZRLND 400 U STATES	CWT 1132	25230	1012	16143	1625
LEMON OIL AND ORANGE OIL 100 U KINGDOM 220 BERMUDA 222 B HOND 224 JAMAICA 304 ARGENTINA 335 GERMANY W 344 ITALY 354 NETHRLNDS 360 ISRAEL 376 SWITZRLND 400 U STATES	LB 44 300 2500 7117 9961	205 692 9634 27310 37841	217 4 16495 16716 133006	3134 418 347185 350737 1554 48995 5204 18181 133 554 25228 28026 679 2053 262310 392917	1626
SPEARMINT OIL 400 U STATES	LB 4428	20690	23550	104542	1627
ROSE BUSHES NOP 100 U KINGDOM 306 BELGIUM 318 DENMARK 327 FRANCE 335 GERMANY W 354 NETHRLNDS 375 SWEDEN 400 U STATES	NO 24721		23550	104542	1646
BUSHES ROOTS AND VINES N O P 327 FRANCE 335 GERMANY W 354 NETHRLNDS 400 U STATES	NO 20800		1942		1647
APPLE TREES N O P 318 DENMARK 354 NETHRLNDS 400 U STATES	NO 100 859		70 659		1651
PEACH TREES AND JUNE BUDS NOP 400 U STATES	NO 14461		13217		1653
FRUIT TREES N O P 318 DENMARK 354 NETHRLNDS 400 U STATES	NO 59570		31721		1657
AZALEAS RHODODENORONS ETC 100 U KINGDOM 207 UN SO AFR 227 BAHAMAS 231 HONG KONG 306 BELGIUM 318 DENMARK 327 FRANCE 335 GERMANY W 344 ITALY 347 JAPAN 354 NETHRLNOS 383 HAWAII 384 P RICO 400 U STATES	NO 200 780 35031 36011		135 455 26183 26773		1662
PALMS FERNS FICUS CANNAS ETC 100 U KINGDOM 306 BELGIUM 347 JAPAN 354 NETHRLNDS 400 U STATES	NO 240 344 584		249 2115 105 23104 13711 39284		1663
TULIP BULBS 347 JAPAN		10155		10155	1664

IMPORTS INTO CANADA FOR CONSUMPTION

27

Articles and Countries from which Imported	MONTH OF AUGUST 1958		EIGHT MONTHS ENDED AUGUST 1958		Class Number
	Quantities	Values (\$)	Quantities	Values (\$)	
354 NETHRLNDS		69953		70413	1665
400 U STATES		4875		4875	
GLADIOLI BULBS		84983		85443	
236 NEW ZEAL		131		131	1666
347 JAPAN				4202	
354 NETHRLNDS				82590	
400 U STATES				18215	
FLOWERS AND FOLIAGE CUT		131		105138	
100 U KINGDOM		154		3642	1666
220 BERMUDA				1070	
225 TRINIDAD				143	
231 HONG KONG				832	
234 AUSTRALIA		350		554	
327 FRANCE				755	
335 GERMANY W				448	
344 ITALY		576		7534	
347 JAPAN				364	
352 MEXICO		180		15022	
354 NETHRLNDS		87		1373	
383 HAWAII				558	
400 U STATES		43460		1073974	
TREES SEEDLING STOCK		44807		1107069	
100 U KINGDOM				2419	
306 BELGIUM				4508	
318 DENMARK				1564	
327 FRANCE				7628	
354 NETHRLNDS				41890	
400 U STATES				15977	
FLORIST OR NURSERY STOCK N O P				73986	
100 U KINGDOM				2230	1669
306 BELGIUM				16622	
318 DENMARK				18526	
327 FRANCE				3956	
335 GERMANY W				10889	
347 JAPAN				311	
354 NETHRLNDS		321		647304	
384 P RICO		193		479	
400 U STATES		48859		684053	
LATEX NATURAL		49373		1384370	
218 MALAYA	LB	262460	1106319	387858	1678
400 U STATES		515915	4217769	1390696	
LATEX SYNTHETIC		778375	5324088	1778554	
335 GERMANY W	LB		250	77	1679
400 U STATES		301037	3498053	1243852	
BALATA CRUDE		301037	3498303	1243929	
309 BRAZIL	LB	2548	8560	3383	1681
GUTTA PERCHA UNMANUFACTURED		2548	8560	3383	
400 U STATES	LB	600	10558	35258	1682
RUBBER CRUDE CAOUTCHOUC		600	10558	35258	
100 U KINGDOM	LB	20885	61737	16342	1683
217 CEYLON		841526	6450031	1391340	
218 MALAYA		5859977	32439068	6948917	
350 LIBERIA		1125919	187040	42125	
355 INDONESIA			269208	59817	
371 THAILAND			537600	105417	
400 U STATES		868171	2774056	650986	
COMB BLANKS OF HARD RUBBER		7590559	42718740	9214944	
305 AUSTRIA				406	1684
335 GERMANY W				588	
400 U STATES				626	
RUBBER POWDERED WASTE OR JUNK				1620	
100 U KINGDOM	CWT	115	1153	8112	1687
376 SWITZRLND			2	254	
400 U STATES		2288	18713	148238	
RUBBER RECOVERED		2403	19868	156604	
100 U KINGDOM	CWT	1330	6118	48535	1688
400 U STATES		12879	134253	1398073	
RUBBER SUBSTITUTE OR SYNTHETIC		14209	140371	1446608	
354 NETHRLNDS	CWT		19	297	1689
400 U STATES		14438	128231	3577689	
RUBBER THREAD NOT COVERED		14438	128250	3577986	
100 U KINGDOM	LB		7303	9934	1690
400 U STATES		20343	192625	293842	
HARD RUBBER STRIP SHEET ROD		20343	199928	303776	
100 U KINGDOM	LB	200	16541	5560	1691
335 GERMANY W			500	127	
400 U STATES		2136	10037	16218	
FOAM RUBBER SHEETING		2336	27078	21905	
100 U KINGDOM				17170	1697
400 U STATES		11472		101017	
		11472		118187	

IMPORTS INTO CANADA FOR CONSUMPTION

Articles and Countries from which Imported	MONTH OF AUGUST 1958		EIGHT MONTHS ENDED AUGUST 1958		Class Number
	Quantities	Values (\$)	Quantities	Values (\$)	
RUBBER SHEETING N O P					1698
100 U KINGDOM		1009		14888	
218 MALAYA		607		91627	
335 GERMANY W		70		4248	
354 NETHRLNDS				366	
400 U STATES		9667		154922	
		11353		266051	
CONVEYOR BELTING OF RUBBER					1699
100 U KINGDOM		9035		204966	
335 GERMANY W				2595	
347 JAPAN		645		5020	
359 NORWAY		1654		1654	
400 U STATES		4410		100628	
		15744		314863	
BELTING RUBBER N O P					1701
100 U KINGDOM		12212		45492	
335 GERMANY W		176		976	
347 JAPAN		1127		2889	
375 SWEDEN				3260	
400 U STATES		28159		227677	
		41674		280294	
CANVAS SHOES RUBBER SOLES	PAIR				1702
100 U KINGDOM	1569	1404	82136	52201	
215 INDIA	13300	7267	397280	190349	
231 HONG KONG	51681	27671	1350011	610893	
313 CHINA			16900	8208	
317 CZECHO S			38730	23804	
335 GERMANY W	275	560	1424	2323	
344 ITALY	200	896	1912	4264	
347 JAPAN	48480	20586	383118	155014	
400 U STATES	3527	3371	15120	16964	
	119032	61755	2286631	1064020	
BOOTS AND SHOES RUBBER N O P	PAIR				1703
100 U KINGDOM	37809	52550	272433	398231	
218 MALAYA			2400	1001	
231 HONG KONG	6800	3563	25898	13342	
317 CZECHO S	76780	90893	197063	208889	
327 FRANCE	1197	4853	3636	14410	
335 GERMANY W			2454	5152	
347 JAPAN	223334	204515	374462	303197	
400 U STATES	3476	3895	13370	25255	
	349396	360269	891626	969477	
CEMENT RUBBER					1704
100 U KINGDOM		302		4627	
335 GERMANY W				2983	
376 SWITZRLND				127	
400 U STATES		48684		533150	
		48986		540887	
CLOTHING RUBBER N O P					1705
100 U KINGDOM		3204		24797	
231 HONG KONG		60638		211958	
306 BELGIUM				207	
327 FRANCE		580		580	
335 GERMANY W		1230		1230	
347 JAPAN		59981		141170	
359 NORWAY		2382		15517	
360 ISRAEL				2006	
400 U STATES		14679		70821	
		142694		468286	
GLOVES RUBBER	DZ PR				1706
100 U KINGDOM	1930	6337	14662	50902	
234 AUSTRALIA			2432	6300	
317 CZECHO S			408	579	
335 GERMANY W	127	447	277	1059	
347 JAPAN			1052	2190	
400 U STATES	3630	20423	54789	272525	
	5687	27207	73620	333555	
GOLF BALLS	DOZ				1707
100 U KINGDOM	1174	3189	67072	179394	
347 JAPAN	1200	2942	10655	26543	
376 SWITZRLND			60	284	
400 U STATES	3083	14290	41374	185836	
	5457	20421	119161	392057	
HEELS RUBBER	PAIR				1708
100 U KINGDOM			32950	5006	
231 HONG KONG	25800	2960	75600	8691	
400 U STATES	128945	12523	1015097	116014	
	154745	15483	1123647	129711	
HOSE RUBBER OR RUBBER LINED					1709
100 U KINGDOM		15294		130857	
318 DENMARK		1403		5520	
335 GERMANY W		2450		10304	
347 JAPAN				4229	
354 NETHRLNDS				762	
375 SWEDEN				361	
381 ALASKA				78	
400 U STATES		180739		1309604	
		199886		1461715	
WATER BOTTLES RUBBER					1710
100 U KINGDOM		6913		23271	
305 AUSTRIA				190	
317 CZECHO S				2669	
335 GERMANY W		3198		3833	
400 U STATES		54		8796	
		10165		38759	

IMPORTS INTO CANADA FOR CONSUMPTION

Articles and Countries from which Imported	MONTH OF AUGUST 1958		EIGHT MONTHS ENDED AUGUST 1958		Class Number
	Quantities	Values (\$)	Quantities	Values (\$)	
MATERIALS FOR SEALING COMPOUND 400 U STATES		12176		104195	1711
		12176		104195	
MATS AND MATTING RUBBER					1712
100 U KINGDOM		119		7794	
335 GERMANY W		706		10476	
344 ITALY		80		290	
354 NETHRLNDS		1760		13790	
400 U STATES		93037		895539	
		95702		927889	
PACKING RUBBER					1713
100 U KINGDOM		1636		16166	
335 GERMANY W				1762	
375 SWEDEN		181		1012	
400 U STATES		31295		196618	
		33112		215558	
RAINCOATS RUBBER	NO				1714
100 U KINGDOM			230	1871	
			230	1871	
TIRES BICYCLE AND MOTORCYCLE	NO				1715
100 U KINGDOM	7361	5890	55130	57348	
306 BELGIUM	1480	830	23409	14424	
317 CZECHO S	1000	556	6480	4457	
327 FRANCE			6590	4027	
335 GERMANY W	9116	5960	68070	44001	
344 ITALY			549	1218	
347 JAPAN	48	88	4873	2520	
354 NETHRLNDS	14585	8581	131982	79207	
375 SWEDEN	875	687	19425	16797	
400 U STATES	490	687	11399	14700	
	34955	23279	327907	238699	
TIRES CASINGS N O P	NO				1716
100 U KINGDOM	7603	97760	16392	215166	
327 FRANCE	2017	106565	8272	460169	
335 GERMANY W	306	6200	1153	21072	
344 ITALY	44	568	227	2943	
347 JAPAN	77	4008	1454	68053	
359 NORWAY			100	310	
375 SWEDEN	2500	4990	16762	34791	
381 ALASKA			2	195	
400 U STATES	5804	452001	53375	2746380	
	18351	672092	97737	3549079	
TIRES INNER TUBES N O P	NO				1717
100 U KINGDOM	1012	4948	7342	16415	
327 FRANCE	1322	3895	5825	20540	
335 GERMANY W	112	542	321	1135	
347 JAPAN	36	181	316	1204	
359 NORWAY			100	88	
375 SWEDEN	3400	1662	19689	10503	
400 U STATES	2962	14320	52359	148876	
	8844	25548	85952	198761	
TIRES SOLID AUTOMOBILE	NO				1718
400 U STATES	269	7336	1444	35746	
	269	7336	1444	35746	
TIRES SOLID RUBBER N O P					1719
100 U KINGDOM		4448		49553	
400 U STATES		11859		180028	
		16307		229581	
MANUFACTURES OF RUBBER N O P					1720
100 U KINGDOM		16572		184800	
207 UN SO AFR		97		97	
231 HONG KONG		128		404	
305 AUSTRIA				652	
306 BELGIUM		249		249	
317 CZECHO S		216		3887	
318 DENMARK				1846	
327 FRANCE		1059		12171	
335 GERMANY W		5956		39147	
344 ITALY		1204		15049	
347 JAPAN		3640		33673	
354 NETHRLNDS		86		1500	
375 SWEDEN		60		567	
376 SWITZRLND		164		1024	
400 U STATES		373921		3378777	
		403352		3673843	
TIRES INNER TUBES BICYCLE	NO				1721
100 U KINGDOM	4249	1467	34093	13544	
306 BELGIUM	1500	371	15536	4133	
317 CZECHO S			7800	1691	
335 GERMANY W	5250	1392	68980	18823	
347 JAPAN			2900	587	
354 NETHRLNDS	9920	2758	135238	37335	
375 SWEDEN	250	77	16270	5674	
400 U STATES	96	75	1680	1170	
	21265	6140	282497	82957	
GASKETS AND WASHERS RUBBER					1722
100 U KINGDOM		748		7552	
306 BELGIUM				2094	
335 GERMANY W		150		316	
344 ITALY		520		1911	
347 JAPAN				81	
375 SWEDEN		90		402	
400 U STATES		99860		744600	
		101368		756956	
DRUGGISTS SUNORIES RUBBER					1723
100 U KINGDOM		4562		45010	

IMPORTS INTO CANADA FOR CONSUMPTION

Articles and Countries from which Imported	MONTH OF AUGUST 1958		EIGHT MONTHS ENDED AUGUST 1958		Class Number
	Quantities	Values (\$)	Quantities	Values (\$)	
305 AUSTRIA		245		454	
317 CZECHOSLOVAKIA				1620	
335 GERMANY W		807		9260	
347 JAPAN		543		2535	
354 NETHERLANDS		445		1385	
400 U STATES		55627		705292	
TIRE REPAIR MATERIAL OF RUBBER		62229		765556	
100 U KINGDOM		3681		11488	1724
327 FRANCE				453	
335 GERMANY W		21805		77274	
400 U STATES		31421		397979	
NURSING NIPPLES RUBBER		56907		487194	
100 U KINGDOM	GROSS		750	2500	1725
400 U STATES					
	1660	12288	9167	73823	
FLOORING AND TILE OF RUBBER		1660	9917	76323	
100 U KINGDOM	SQ YD		602	1417	1726
317 CZECHOSLOVAKIA			445	704	
327 FRANCE			1489	3743	
400 U STATES	14802	23544	85581	147150	
	14802	23544	88117	153014	
V BELTS CHIEFLY OF RUBBER		2481		43436	1727
100 U KINGDOM				153	
305 AUSTRIA				5866	
335 GERMANY W				204	
344 ITALY				8677	
347 JAPAN		1365		1504	
354 NETHERLANDS				6044	
375 SWEDEN		303		192	
376 SWITZERLAND		116		526915	
400 U STATES		52689		592991	
SOLES SOLING MATERIALS RUBBER		56954			1728
100 U KINGDOM				3697	
217 CEYLON				9702	
218 MALAYA				2903	
335 GERMANY W		255		647	
344 ITALY				129	
354 NETHERLANDS				548	
400 U STATES		44387		345121	
AUTOMOTIVE PARTS OF RUBBER NOP		44642		362747	1729
100 U KINGDOM		1411		10501	
327 FRANCE				282	
335 GERMANY W				5387	
344 ITALY				306	
400 U STATES		123187		1175865	
WEATHERSTRIPPING OF RUBBER		124598		1192341	1730
100 U KINGDOM		259		8758	
335 GERMANY W		4661		12403	
400 U STATES		41922		638214	
		46842		659375	
TIRES PNEUM USED EXCEPT SCRAP	NO				1731
100 U KINGDOM			7	95	
347 JAPAN			39	357	
381 ALASKA	38	740	250	1983	
400 U STATES	2681	28466	41806	192586	
	2719	29206	42102	195021	
TIRES TRACTOR AND IMPLEMENT	NO				1732
100 U KINGDOM	28	486	157	2810	
375 SWEDEN			1653	4258	
400 U STATES	3980	106212	36775	1357377	
	4008	106698	38585	1364445	
ANNATTO SEED	LB				1741
321 ECUADOR			4380	1059	
400 U STATES			15699	3475	
			20079	4534	
SUGAR BEET SEED	LB				1744
317 CZECHOSLOVAKIA			400	90	
400 U STATES			168855	32075	
			169255	32165	
SEEDS FOR BLENDING	LB				1746
215 INDIA	6600	921	27580	4436	
304 ARGENTINA	55000	2381	378671	18244	
327 FRANCE			4558	980	
335 GERMANY W	10000	498	19972	986	
353 MOROCCO	61660	2767	160775	6924	
354 NETHERLANDS	34200	2294	93400	4641	
372 SPAIN	11000	984	28814	2660	
400 U STATES	5400	589	62920	6329	
	183860	10434	776690	45200	
CLOVER SEED	LB				1750
100 U KINGDOM	42108	7288	191321	39368	
236 NEW ZEALAND	10240	4776	83335	30373	
318 DENMARK			22246	12426	
326 FINLAND			88	71	
327 FRANCE	132667	26145	142539	31682	
340 HUNGARY			73497	36796	
354 NETHERLANDS			110	62	
359 NORWAY			1500	944	
400 U STATES	87192	23004	5451566	1836559	
	272207	61213	5966202	1988281	

IMPORTS INTO CANADA FOR CONSUMPTION

Articles and Countries from which Imported	MONTH OF AUGUST 1958		EIGHT MONTHS ENDED AUGUST 1958		Class Number
	Quantities	Values (\$)	Quantities	Values (\$)	
FLAX SEED	400 U STATES		BUSH		1751
				4830	21640
BENT GRASS SEED	236 NEW ZEAL		LB		1753
	318 DENMARK			24788	10540
	335 GERMANY W			2156	1399
	354 NETHRLNDS			2200	1380
	400 U STATES	7100		7556	5131
		3730		513916	133710
GRASS SEED TIMOTHY	100 U KINGDOM		LB		1754
	354 NETHRLNDS			400	247
	400 U STATES	7100		541	453
				1036548	108838
GRASS SEED N O P	100 U KINGDOM		LB		1755
	234 AUSTRALIA			1037489	109538
	236 NEW ZEAL			49617	13975
	318 DENMARK			40404	2286
	335 GERMANY W			20167	4899
	354 NETHRLNDS			612761	139655
	400 U STATES	365		57565	2763
		251233		69794	17679
		56149		4864351	852326
MILLET AND RAPE SEED	100 U KINGDOM		LB		1756
	234 AUSTRALIA	7840		251598	56371
	304 ARGENTINA			56371	5714659
	306 BELGIUM			10599	1134
	327 FRANCE			98680	4866
	335 GERMANY W	19697	1106	161025	4152
	354 NETHRLNDS			2204	157
	400 U STATES	59400	1943	8615	1750
		86937	3356	63235	3517
				3000	203
MUSHROOM SPAWN	100 U KINGDDM			691090	28622
	400 U STATES			1038448	44401
					83
SEED BEANS AND SEED PEAS	100 U KINGDOM		LB		1757
	203 B E AFR			12562	58149
	236 NEW ZEAL			12562	58232
	306 BELGIUM			11580	1240
	354 NETHRLNDS			53225	3658
	400 U STATES			31755	2015
				7507	272
				11969	1838
				5546368	655190
				5662404	664213
SEED POTATOES	400 U STATES		CWT		1759
				26611	80556
				26611	80556
SEEDS 5 DOLLARS OR OVER PER LB	100 U KINGDOM				1762
	318 DENMARK				4321
	327 FRANCE				1332
	335 GERMANY W				389
	354 NETHRLNDS				463
	400 U STATES				5474
					42254
					1970
GARDEN FIELD ROOT SEEDS N O P	100 U KINGDOM				1766
	215 INDIA				12335
	231 HONG KONG	4940			4294
	306 BELGIUM				42640
	318 DENMARK				1910
	327 FRANCE	459			4635
	335 GERMANY W				584
	344 ITALY				943
	347 JAPAN	3763			8296
	352 MEXICO				798
	354 NETHRLNDS				955
	358 NICARAGUA				1487
	400 U STATES				1165
					9077
					21846
TOBACCO TURKISH UNSTEMMED	336 GREECE		LB		1776
	379 TURKEY				32249
	400 U STATES				146195
					6069
					4778
					217749
					183222
TOBACCO FLUE CURED UNSTEMMED	100 U KINGDOM		LB		1778
	205 RHOD NYAS				5888
	347 JAPAN				5299
	400 U STATES				122665
					86647
					53730
					6418
					2159
					23554
					21995
					26350
					27476
					236322
					164531
CIGAR LEAF UNSTEMMED	309 BRAZIL		LB		1779
	316 CUBA				1379
	400 U STATES				830
					5886
					4575
					31625
					54455
					42003
					122522
					425386
					1258186
					47889
					127097
					458390
					1313471
TOBACCO N O P UNSTEMMED	347 JAPAN		LB		1780
	392 SYRIA				5750
	400 U STATES				1646
					1388
					647
					42470
					17674
					4860
					1841
					1388
					647
					53080
					21161
CIGAR LEAF STEMMED	316 CUBA		LB		1782
	400 U STATES				16390
					23809
					234279
					295818
					2004
					3359
					165113
					99116
					18394
					27168
					399392
					394934

IMPORTS INTO CANADA FOR CONSUMPTION

Articles and Countries from which Imported	MONTH OF AUGUST 1958		EIGHT MONTHS ENDED AUGUST 1958		Class Number
	Quantities	Values (\$)	Quantities	Values (\$)	
TOBACCO N O P STEMMED	LB				1783
100 U KINGDOM			58613	38309	
205 RHOD NYAS	89181	50931	489982	272602	
400 U STATES			1401	1710	
	89181	50931	549996	312621	
CIGARS	LB				1784
224 JAMAICA	15	165	145	1607	
309 BRAZIL	88	229	88	229	
316 CUBA	357	3356	5985	54478	
318 DENMARK	97	552	236	1335	
335 GERMANY W			1339	3616	
354 NETHRLNDS	3029	10280	23238	79327	
376 SWITZRLND			292	853	
400 U STATES	1456	5238	26207	68209	
	5042	19820	57530	209654	
CIGARETTES	LB				1785
100 U KINGDOM	2297	4211	31077	55874	
327 FRANCE			2350	3846	
335 GERMANY W	285	408	947	1414	
344 ITALY			919	1073	
354 NETHRLNDS			301	163	
400 U STATES	46275	85794	339954	638712	
	48857	90413	375548	701082	
TOBACCO CUT	LB				1787
100 U KINGDOM	6677	18078	68097	146301	
231 HONG KONG	100	144	1000	1418	
327 FRANCE			25	120	
354 NETHRLNDS	20546	17281	116091	91868	
359 NORWAY	176	242	176	242	
400 U STATES	17560	28017	154133	250523	
	45059	63762	339522	490472	
TOBACCO MANUFACTURED N O P	LB				1788
100 U KINGDOM	1012	1349	9795	12064	
359 NORWAY			88	122	
400 U STATES	2444	2720	20101	21746	
	3456	4069	29984	33932	
LOCUST BEANS LOCUST BEAN MEAL	LB				1811
400 U STATES	3535	424	14585	2383	
	3535	424	14585	2383	
BROOM CORN	CWT				1813
340 HUNGARY			620	6479	
344 ITALY	1000	14073	4760	63721	
388 YUGO SLAV	725	6760	6628	63404	
400 U STATES	2109	30371	18103	263797	
	3834	51204	30111	397401	
CATTLE FOOD WITH MOLASSES					1815
400 U STATES		14382		51238	
		14382		51238	
DRUGS CRUDE BARKS FLOWERS					1816
100 U KINGDOM		1483		5311	
203 B E AFR				552	
207 UN SO AFR				6971	
215 INDIA		1341		2936	
217 CEYLON				2014	
224 JAMAICA		68		2191	
225 TRINIDAD				1050	
231 HONG KONG		6362		38260	
304 ARGENTINA				215	
306 BELGIUM		302		1753	
307 BEL CONGO				344	
309 BRAZIL				63	
312 CHILE				104	
327 FRANCE				2175	
335 GERMANY W		1332		6103	
336 GREECE				238	
339 HONDURAS				1770	
344 ITALY				79	
355 INDONESIA				152	
363 PERU				554	
388 YUGO SLAV		994		1268	
400 U STATES		23284		98459	
		35166		172562	
HAY AND STRAW	TON				1818
400 U STATES	6392	148408	22151	487877	
	6392	148408	22151	487877	
MUCILAGE AND VEGETABLE GLUE	LB				1824
100 U KINGDOM	982	372	24386	3734	
318 DENMARK			250	99	
347 JAPAN	2756	604	2756	604	
376 SWITZRLND	264	102	264	102	
400 U STATES	17034	4018	195440	46357	
	21036	5096	223096	50896	
PALM LEAF UNMANUFACTURED					1825
400 U STATES				38484	
				38484	
ROOTS MEDICINAL ALKANET JALAP					1827
231 HONG KONG		841		5394	
306 BELGIUM		126		217	
327 FRANCE				3024	
354 NETHRLNDS				389	
394 PORT E AF		2813		2813	
400 U STATES		1452		8325	
		5232		20162	
STARCH AND PREPARATIONS N O P	LB				1828
100 U KINGDOM			2600	400	
231 HONG KONG	5100	467	21060	2589	

IMPORTS INTO CANADA FOR CONSUMPTION

Articles and Countries from which Imported	MONTH OF AUGUST 1958		EIGHT MONTHS ENDED AUGUST 1958		Class Number
	Quantities	Values (\$)	Quantities	Values (\$)	
335 GERMANY W	5743	630	13497	2319	
347 JAPAN	1000	112	1000	112	
354 NETHRLNDS	17720	2645	172082	18890	
400 U STATES	1355080	136596	7122404	740028	
	1384643	140450	7332643	764338	
STARCH POTATO POTATO FLOUR	LB				1829
318 DENMARK			20000	1029	
335 GERMANY W	399	125	1660	465	
354 NETHRLNDS	661	317	25448	2043	
400 U STATES	62450	5873	682001	67722	
	63510	6315	729109	71259	
TAR PINE CRUDE IN BULK	GAL				1832
100 U KINGDOM			2195	1929	
400 U STATES	9740	6024	133322	57325	
	9740	6024	135517	59754	
TEASELS					1833
100 U KINGDOM				431	
327 FRANCE				608	
400 U STATES		493		11343	
		493		12382	
TURPENTINE RAW OR CRUDE	LB				1834
400 U STATES			93263	6232	
			93263	6232	
TURPENTINE SPIRITS OF	GAL				1835
100 U KINGDOM	114	243	124	295	
231 HONG KONG			30	331	
313 CHINA	275	206	275	206	
335 GERMANY W			176	529	
388 YUGO SLAV			30	434	
400 U STATES	136189	86061	942983	648187	
	136578	86510	943618	649982	
VEGETABLE PRODUCTS N O P					1836
100 U KINGDOM		2080		33132	
225 TRINIDAD				170	
231 HONG KONG		2725		8523	
309 BRAZIL				2586	
317 CZECHO S				623	
318 DENMARK				57	
321 ECUADOR				1954	
327 FRANCE				300	
335 GERMANY W		186		2865	
338 HAITI				1382	
344 ITALY				5150	
347 JAPAN		93		2198	
352 MEXICO				156	
354 NETHRLNDS				1277	
359 NORWAY				24091	
372 SPAIN				846	
376 SWITZRLND				528	
383 HAWAII				1061	
387 VENEZUELA				2216	
388 YUGO SLAV				254	
390 GERMANY E				154	
400 U STATES		11527		106528	
		16611		196051	
VEGETABLE COLOURING					1839
100 U KINGDOM		3930		8708	
354 NETHRLNDS				222	
400 U STATES		21871		102419	
		25801		111349	
DEXTRINE STARCH MIXTURES N O P	LB				1840
100 U KINGDOM	91660	6819	529780	41771	
327 FRANCE	1103	109	1103	109	
354 NETHRLNDS	150184	10599	1102977	77025	
400 U STATES	162750	15792	926677	91301	
	405697	33319	2560537	210206	
DEXTRINE STARCH NOT A PASTE	LB				1841
354 NETHRLNDS			2205	185	
400 U STATES	52000	3804	56195	4335	
	52000	3804	58400	4520	
DISTILLERS SOLUBLES	CWT				1842
316 CUBA			50	370	
400 U STATES	6092	24098	57629	223783	
	6092	24098	57679	224153	
VEGETABLE FLOUR NOP NOT EDIBLE					1843
400 U STATES		44161		314190	
		44161		314190	
VEGETABLE FLAVOURINGS					1845
100 U KINGDOM		1071		27942	
327 FRANCE				15331	
335 GERMANY W		578		4216	
336 GREECE				1502	
344 ITALY		713		3981	
354 NETHRLNDS		707		6541	
366 PORTUGAL				168	
372 SPAIN				434	
400 U STATES		42984		416267	
		46053		476382	
SIZING PREPARATIONS N O P	LB				1846
400 U STATES	89389	11419	741846	111884	
	89389	11419	741846	111884	

IMPORTS INTO CANADA FOR CONSUMPTION

Articles and Countries from which Imported	MONTH OF AUGUST 1958		EIGHT MONTHS ENDED AUGUST 1958		Class Number
	Quantities	Values (\$)	Quantities	Values (\$)	
<u>GROUP 2</u>					
<u>ANIMALS AND ANIMAL PRODUCTS</u>					
CATTLE PURE BRED	NO				2012
100 U KINGDOM	2	1000	92	47386	
389 IRELAND			11	6348	
400 U STATES	51	27422	1147	594065	
	53	28422	1250	647799	
BABY CHICKS AND TURKEY POULTS	NO				2013
400 U STATES	1141577	187536	4250113	1128890	
	1141577	187536	4250113	1128890	
DOGS PURE BRED	NO				2014
100 U KINGDOM	11	917	130	14309	
215 INDIA			1	300	
220 BERMUDA			1	75	
236 NEW ZEAL	1	70	2	170	
306 BELGIUM			1	100	
335 GERMANY W	1	55	8	916	
376 SWITZRLND			1	111	
381 ALASKA	1	60	4	485	
389 IRELAND			18	576	
400 U STATES	49	4340	350	33134	
	63	5442	516	50176	
HORSES PURE BRED	NO				2018
100 U KINGDOM	26	6603	246	62923	
236 NEW ZEAL			1	20000	
354 NETHRLNDS			144	20539	
389 IRELAND			1	1353	
400 U STATES	19	11493	196	164039	
	45	18096	588	268854	
SHEEP PURE BRED	NO				2020
400 U STATES	9	662	33	2879	
	9	662	33	2879	
ANIMALS FOR IMP OF STOCK N O P	NO				2021
100 U KINGDOM	63	11437	257	42384	
400 U STATES	10	160	1612	12243	
	73	11597	1869	54627	
HORSES N O P	NO				2035
100 U KINGDOM	4	750	422	61861	
335 GERMANY W			1	1001	
400 U STATES	66	14334	692	144301	
	70	15084	1115	207163	
LIVESTOCK N O P	NO				2037
400 U STATES	421	7354	17392	319884	
	421	7354	17392	319884	
BEES	PKGS				2041
400 U STATES			139728	525017	
			139728	525017	
PIGEONS HOMING AND PHEASANTS					2044
100 U KINGDOM				675	
400 U STATES		2289		8045	
		2289		8720	
TURTLES					2045
400 U STATES		12609		35923	
		12609		35923	
ALL OTHER ANIMALS LIVING N O P					2046
100 U KINGDOM		673		32266	
215 INDIA		4493		25669	
216 PAKISTAN				28789	
218 MALAYA				28792	
234 AUSTRALIA				168	
304 ARGENTINA				750	
306 BELGIUM		206		2171	
314 COLOMBIA				102	
325 ETHIOPIA				10654	
327 FRANCE				1655	
335 GERMANY W				2161	
347 JAPAN				1129	
354 NETHRLNDS		1054		9531	
363 PERU				92	
366 PORTUGAL				121	
381 ALASKA				50	
400 U STATES		66967		310570	
		73393		454670	
MINK	NO				2047
100 U KINGDOM			2	180	
327 FRANCE	19	1428	19	1428	
400 U STATES			1125	113338	
	19	1428	1146	114946	
BONES CRUDE	CWT				2051
215 INDIA			22	600	
231 HONG KONG			1	78	
347 JAPAN			38	1991	
400 U STATES	207	2149	3466	25456	
	207	2149	3527	28125	
BONE OUST CHARRED BONE	CWT				2052
100 U KINGDOM	8004	19199	38246	115172	
400 U STATES	48	630	4394	62428	
	8052	19829	42640	177600	
BONE PITCH CRUDE ONLY	CWT				2053
400 U STATES	579	3512	3338	21207	
	579	3512	3338	21207	

IMPORTS INTO CANADA FOR CONSUMPTION

Articles and Countries from which Imported	MONTH OF AUGUST 1958		EIGHT MONTHS ENDED AUGUST 1958		Class Number
	Quantities	Values (\$)	Quantities	Values (\$)	
CHARCOAL ANIMAL FOR SUGAR					
100 U KINGDOM	CWT 4497	42416	11901	109238	2054
	4497	42416	11901	109238	
IVORY AND MANUFACTURES					
100 U KINGDOM				851	2063
215 INDIA				180	
231 HONG KONG		832		1646	
347 JAPAN		88		288	
381 ALASKA				91	
383 HAWAII				400	
400 U STATES		162		2074	
		1082		5530	
BUTTON BLANKS OF SHELL ROUGH					
347 JAPAN				719	2071
				719	
SHELLS AND FOSSILS N O P					
100 U KINGDOM				8398	2073
327 FRANCE				795	
335 GERMANY W				1562	
344 ITALY				103	
347 JAPAN		155		1835	
354 NETHRLNDS		131		651	
383 HAWAII				51	
400 U STATES		645		16111	
		931		29506	
OYSTER SHELLS CRUSHED OR NOT					
400 U STATES	CWT 35745	25695	480092	331012	2075
	35745	25695	480092	331012	
FEATHERS NATURAL					
100 U KINGDOM				3074	2081
231 HONG KONG		11269		47361	
306 BELGIUM				5394	
313 CHINA				352	
318 DENMARK				646	
327 FRANCE				602	
335 GERMANY W		402		4196	
344 ITALY				902	
347 JAPAN		1500		1500	
365 POLAND				1525	
393 TAIWAN				1960	
400 U STATES		25592		125532	
		38763		193044	
BAOMINTON SHUTTLECOCKS BIRDS					
100 U KINGDOM	GROSS 396	2721	850	6981	2083
215 INDIA			128	982	
216 PAKISTAN			30	347	
318 DENMARK	7	169	89	2142	
327 FRANCE	10	67	10	67	
335 GERMANY W			39	327	
347 JAPAN			42	241	
376 SWITZRLND			10	260	
400 U STATES	165	5396	734	21467	
	578	8353	1932	32814	
MANUFACTURES OF FEATHERS N O P					
100 U KINGDOM		548		2779	2084
207 UN SO AFR				451	
215 INDIA				474	
231 HONG KONG				154	
317 CZECHO S		821		821	
327 FRANCE		1007		16877	
335 GERMANY W		2856		10780	
347 JAPAN		278		668	
390 GERMANY E				1185	
400 U STATES		3812		25290	
		9322		59479	
FEATHERBONE COILS					
400 U STATES		1109		10294	2085
		1109		10294	
QUILLS NATURAL OR UNPLUMED					
231 HONG KONG				1269	2086
304 ARGENTINA				1755	
318 DENMARK				2640	
327 FRANCE				1000	
365 POLAND				2488	
400 U STATES		1764		17874	
		1764		27026	
COO HADDOCK POLLOCK FRESH					
100 U KINGDOM	LB 315	79	3690	757	2091
400 U STATES	93356	19572	341827	63893	
	93671	19651	345517	64650	
HALIBUT FRESH					
381 ALASKA	LB 9542	1908	204418	36088	2092
400 U STATES	36126	10500	573642	125833	
	45668	12408	778060	161921	
FISH LIVERS					
381 ALASKA	LB		2880	720	2093
400 U STATES	17013	1642	62576	8430	
	17013	1642	65456	9150	
HERRINGS FRESH					
100 U KINGDOM	LB		9968	1006	2094
400 U STATES	3216000	55340	12055100	214407	
	3216000	55340	12065068	215413	
LIVE FISH AND EGGS PROPAGATING					
400 U STATES		340		29202	2095
		340		29202	

IMPORTS INTO CANADA FOR CONSUMPTION

Articles and Countries from which Imported	MONTH OF AUGUST 1958		EIGHT MONTHS ENDED AUGUST 1958		Class Number
	Quantities	Values (\$)	Quantities	Values (\$)	
LOBSTERS FRESH OR BOILED 316 CUBA 400 U STATES	LB 20300	 13096	 1308 93765	 1324 66424	2096
OYSTERS SEED AND BREEDING 347 JAPAN 400 U STATES			95073	67748	2098
OYSTERS FRESH OR FROZEN 347 JAPAN 400 U STATES	GAL 145	 933	 846 43696	 2308 298996	2100
SALMON FRESH 381 ALASKA 400 U STATES	LB 56864	 24763	 325715	 141446	2101
SQUID FRESH 231 HONG KONG 347 JAPAN 400 U STATES		302	470747	196653	2102
FISH ALL OTHER FRESH 100 U KINGDOM 231 HONG KONG 318 DENMARK 335 GERMANY W 347 JAPAN 354 NETHRLNDS 366 PORTUGAL 400 U STATES	LB 1080 2330 1480	 326 395 769	 1080 18576 214070	 326 5180 113525	2103
COD HADDOCK POLLOCK DRIED 100 U KINGDOM 359 NORWAY 400 U STATES	LB 26660	 2630	 60898 99744	 25840 43739	2111
COD HADDOCK POLLOCK SALTED 400 U STATES	LB 449295	 60223	 2205884	 323896	2113
HERRINGS SALTED 100 U KINGDOM 318 DENMARK 335 GERMANY W 354 NETHRLNDS 359 NORWAY 375 SWEDEN 400 U STATES	LB 21125	 2628	 320776 1620 1800	 41398 246 256	2115
FISH DRIED N O P 231 HONG KONG 347 JAPAN 400 U STATES	LB 582 500 3630	 418 216	 17677 4990	 8310 2471	2120
FISH ALL OTHER SALTED 100 U KINGDDM 231 HONG KONG 372 SPAIN 400 U STATES	LB 1240	 668	 44593 1665	 18456 858	2121
FISH OTHER SMOKED OR BONELESS 100 U KINGDOM 231 HONG KONG 354 NETHRLNDS 359 NORWAY 400 U STATES	LB 70815	 11598	 435734 350	 75757 104	2122
CRABS CLAMS SHRIMPS CANNED 100 U KINGDOM 231 HONG KONG 335 GERMANY W 347 JAPAN 352 MEXICO 359 NORWAY 400 U STATES	LB 168 2159 480 172716	 315 1637 270	 168 12246 480	 315 7354 270	2131
KIPPERED HERRINGS CANNED 100 U KINGDOM 326 FINLAND 335 GERMANY W 354 NETHRLNDS 359 NORWAY	LB 19925	 6945	 204798	 60821	2132
LOBSTERS CANNED PREPARED N O P 207 UN SO AFR 234 AUSTRALIA 318 DENMARK 400 U STATES	LB 680	 663	 940	 973	2133
OYSTERS PREPARED PRESERVED N O P 231 HONG KONG 347 JAPAN 400 U STATES	LB 2756 61040 205	 1981 30675	 18722 174953	 14981 95767	2137
SALMON CANNED PREPARED N O P 335 GERMANY W 347 JAPAN	LB 315 573	 221 578	 315 3832290	 221 2241430	2138

IMPORTS INTO CANADA FOR CONSUMPTION

Articles and Countries from which Imported	MONTH OF AUGUST 1958		EIGHT MONTHS ENDED AUGUST 1958		Class Number
	Quantities	Values (\$)	Quantities	Values (\$)	
400 U STATES			993	1103	
PILCHARD CANNED	888	799	3833598	2242754	2139
100 U KINGDOM	LB		900	211	
ANCHOVIES SARDINES CANNED	LB		900	211	2140
100 U KINGDOM			2541	868	
318 DENMARK	7000	3250	64911	24114	
327 FRANCE			2393	1831	
335 GERMANY W			3994	1535	
344 ITALY			604	650	
353 MOROCCO			46907	15396	
359 NORWAY	113557	74119	770518	503291	
365 POLAND	9450	3036	9450	3036	
366 PORTUGAL	60372	26930	395665	189809	
372 SPAIN	19841	4252	23967	6302	
375 SWEDEN			8889	5331	
388 YUGO SLAV	9688	5859	22892	13834	
400 U STATES	990	634	16422	11204	
TUNA FISH CANNED	220898	118080	1369153	777201	2143
347 JAPAN	LB 131963	52434	1788933	530125	
366 PORTUGAL			4014	3351	
FISH PRESERVED IN OIL N O P	131963	52434	1792947	533476	2144
231 HONG KONG		4382		14298	
318 DENMARK		3378		10172	
327 FRANCE		494		2282	
335 GERMANY W		625		10543	
344 ITALY		89		1414	
347 JAPAN		1977		7267	
354 NETHRLNDS				84	
359 NORWAY		2268		4690	
363 PERU		58295		203937	
366 PORTUGAL		12735		36908	
388 YUGO SLAV		4023		4023	
400 U STATES				1268	
FISH PREPARED OR PRESERVED NOP		88266		296886	2145
100 U KINGDOM		701		11008	
231 HONG KONG		1293		12154	
313 CHINA				623	
318 DENMARK				949	
327 FRANCE		507		5146	
335 GERMANY W		524		3418	
347 JAPAN		4805		28767	
352 MEXICO		2107		14131	
354 NETHRLNDS				167	
359 NORWAY		249		12880	
365 POLAND		263		263	
366 PORTUGAL				467	
372 SPAIN				122	
375 SWEDEN				242	
400 U STATES		23538		136051	
HERRINGS CANNED	LB 33987			226388	2146
100 U KINGDOM	9301	1600	89118	17998	
231 HONG KONG	420	200	1692	832	
326 FINLAND	338	113	338	113	
335 GERMANY W	26324	6275	233626	54298	
354 NETHRLNDS	1041	222	4729	1105	
359 NORWAY	9940	2908	25216	8635	
365 POLAND	3150	657	3150	657	
375 SWEDEN	312	189	8156	4336	
400 U STATES	336	151	2985	1100	
FISH OFFAL OR REFUSE	51162	12315	369010	89074	2151
381 ALASKA	CWT		290	6670	
400 U STATES	4048	10640	19439	42609	
SPONGES OF MARINE PRODUCTION	4048	10640	19729	49279	2152
100 U KINGDOM				1239	
306 BELGIUM				1702	
316 CUBA				18689	
336 GREECE				27627	
344 ITALY		184		2238	
379 TURKEY				247	
400 U STATES		87		11622	
FISHERY PRODUCTS N O P		271		63364	2153
100 U KINGDOM				150	
218 MALAYA		356		356	
221 B GUIANA				71	
225 TRINIDAD				80	
231 HONG KONG		29710		141678	
234 AUSTRALIA		3128		9123	
236 NEW ZEAL				9565	
313 CHINA				357	
316 CUBA				1623	
318 DENMARK		110		535	
321 ECUADOR		188		188	
335 GERMANY W				3852	
347 JAPAN		359		25415	
352 MEXICO		4012		56008	
359 NORWAY				3574	
361 PANAMA				9875	

IMPORTS INTO CANADA FOR CONSUMPTION

Articles and Countries from which Imported	MONTH OF AUGUST 1958		EIGHT MONTHS ENDED AUGUST 1958		Class Number
	Quantities	Values (\$)	Quantities	Values (\$)	
366 PORTUGAL				1353	
375 SWEDEN				150	
400 U STATES				1162276	
FISH MEAL		89116		1426229	
		126979			
FUR SKINS CHINA AND JAP MINK					
100 U KINGDOM			5000	6634	2154
347 JAPAN			200	804	
400 U STATES	250	749	250	749	
	250	749	5450	8187	
FUR SKINS OPOSSUM UNDRRESSED					
400 U STATES			5816	4299	2156
			5816	4299	
FUR SKINS RACCOON UNDRRESSED					
400 U STATES	2088	7158	116216	307123	2157
	2088	7158	116216	307123	
FUR SKINS SHEEP LAMB UNDRRESSED					
100 U KINGDOM			465	1249	2158
304 ARGENTINA			11240	22102	
312 CHILE			4695	10157	
386 URUGUAY			2400	931	
400 U STATES			183015	305195	
			201815	339634	
FUR SKINS MARINE UNDRRESSED					
359 NORWAY			2150	7744	2161
400 U STATES	34	738	986	5285	
	34	738	3136	13029	
FUR SKINS FOX UNDRRESSED					
100 U KINGDOM	350	4690	5501	89672	2162
318 DENMARK			10	172	
359 NORWAY			799	14939	
375 SWEDEN			373	6505	
380 USSR	1975	27045	3055	40159	
400 U STATES	718	2781	3284	40721	
	3043	34516	13022	192168	
FUR SKINS KOLINSKY UNDRRESSED					
100 U KINGDOM	2516	3924	11686	15138	2163
313 CHINA	5000	10772	122698	299890	
375 SWEDEN			5200	13408	
380 USSR			2670	3151	
400 U STATES			6600	8402	
	7516	14696	148854	339996	
FUR SKINS MINK UNDRRESSED					
100 U KINGDOM	223	5255	15409	186054	2164
318 DENMARK			1947	36038	
326 FINLAND			681	7018	
359 NORWAY			7070	97120	
375 SWEDEN	144	1577	4893	79260	
380 USSR			960	9323	
400 U STATES	21278	249181	264314	4052727	
	21645	256013	295274	4467540	
FUR SKINS MUSKRAT UNDRRESSED					
100 U KINGDOM			13575	10901	2165
400 U STATES	30036	26161	1256158	1346093	
	30036	26161	1269733	1356994	
FUR SKINS PERSIAN LAMB UNDRRESSED					
100 U KINGDOM	14030	78650	240116	1526660	2166
335 GERMANY W			298	2572	
375 SWEDEN			19164	125492	
380 USSR	3868	23651	9600	59958	
400 U STATES	58747	447968	348584	2785655	
	76645	550269	617762	4500337	
FUR SKINS RABBIT UNDRRESSED					
327 FRANCE	6500	3201	71900	33764	2167
335 GERMANY W			5000	2597	
347 JAPAN	5000	2002	60000	27436	
400 U STATES	7400	3598	113623	52700	
	18900	8801	250523	116497	
FUR SKINS SQUIRREL UNDRRESSED					
100 U KINGDOM			63230	36650	2168
400 U STATES			80093	49286	
			143323	85936	
FUR SKINS UNDRRESSED N O P					
100 U KINGDOM	265	2340	69512	110464	2169
205 RHOD NYAS	11	150	11	150	
304 ARGENTINA			36	176	
309 BRAZIL			1979	18190	
313 CHINA	291500	267902	483200	488216	
314 COLOMBIA			50	160	
326 FINLAND	255	11379	255	11379	
327 FRANCE			9321	13992	
352 MEXICO			1901	2377	
354 NETHRLNDS			1100	1726	
380 USSR	150	3973	12767	42581	
381 ALASKA			152	2668	
388 YUGO SLAV	1683	2463	1683	2463	
400 U STATES	3312	15964	97115	639400	
	297176	304171	679082	1333942	
ASTRACHAN RUSSIAN HARE DRESSED					2171
RABBIT SKINS DRESSED N O P					
306 BELGIUM			9581	28810	2172
313 CHINA	500	1126	1417	4369	
327 FRANCE			13	305	
372 SPAIN	1000	1863	1000	1863	

IMPORTS INTO CANADA FOR CONSUMPTION

Articles and Countries from which Imported	MONTH OF AUGUST 1958		EIGHT MONTHS ENDED AUGUST 1958		Class Number
	Quantities	Values (\$)	Quantities	Values (\$)	
400 U STATES	57	633	298	1124	
FUR SKINS DRESSED N O P	1557	3622	12309	36471	2173
100 U KINGDOM		2199		225674	
304 ARGENTINA				3202	
335 GERMANY W				26136	
344 ITALY				9460	
359 NORWAY				1482	
381 ALASKA				160	
400 U STATES		158382		1490207	
HATTERS FURS NOT ON THE SKIN	LB	160581		1756321	2174
100 U KINGDOM	300	1470	17758	79624	
234 AUSTRALIA			11000	29001	
306 BELGIUM	17950	31194	72010	136112	
317 CZECHOS			150	293	
327 FRANCE	1000	2200	13295	29811	
335 GERMANY W	2095	4608	27770	58361	
344 ITALY			600	1756	
372 SPAIN	2250	3401	29050	48119	
400 U STATES	6620	21866	60904	156782	
FUR SKINS SHEEP DRESSED	30215	64739	232537	539859	2175
100 U KINGDOM				2885	
327 FRANCE				583	
344 ITALY				425	
400 U STATES		6043		77040	
MANUFACTURES OF FUR N O P		6043		80933	2181
100 U KINGDOM		3308		30891	
216 PAKISTAN		119		119	
234 AUSTRALIA				267	
236 NEW ZEAL				50	
304 ARGENTINA		242		4067	
327 FRANCE				616	
335 GERMANY W				800	
336 GREECE		1857		3809	
347 JAPAN		3035		3872	
359 NORWAY				565	
360 ISRAEL				151	
372 SPAIN				240	
376 SWITZRLND		51		1031	
400 U STATES		48330		327509	
BRISTLES ANIMAL	LB	56942		373987	2191
100 U KINGDOM	20029	42780	123766	280903	
335 GERMANY W			3796	8391	
347 JAPAN			600	764	
354 NETHRLNDS	5430	16926	33223	89747	
400 U STATES	288	362	7763	25496	
HAIR UNMANUFACTURED	25747	60068	169148	405301	2192
100 U KINGDOM	LB		4473	11146	
306 BELGIUM			5060	3089	
335 GERMANY W	6	58	46	191	
344 ITALY			115	1819	
354 NETHRLNDS			50080	16256	
400 U STATES	53569	32423	912655	292466	
HORSE HAIR	53575	32481	972429	324967	2193
100 U KINGDOM	LB		80	83	
304 ARGENTINA			250	894	
313 CHINA			3333	3497	
400 U STATES	2614	4529	101955	72119	
HAIR CURLED DYED N O P	2614	4529	105618	76593	2194
100 U KINGDOM				2035	
335 GERMANY W		86		2557	
400 U STATES		252		5777	
MANUFACTURES OF HAIR NOP		338		10369	2195
100 U KINGDOM		1149		9738	
231 HONG KONG				4366	
313 CHINA		267		2895	
335 GERMANY W		474		4565	
400 U STATES		1605		14970	
HORSE HIDES		3495		36534	2200
100 U KINGDOM	NO	1000	7732	3000	23421
400 U STATES		25	164	3560	22712
CALF SKINS AND KIPS RAW		1025	7896	6560	46133
100 U KINGDOM	NO		3116	10093	2201
327 FRANCE			3100	24789	
344 ITALY			3516	24969	
376 SWITZRLND			4836	39755	
400 U STATES	48712	155359	457295	1551024	
CATTLE HIDES RAW	48712	155359	471863	1650630	2202
236 NEW ZEAL	NO	3000	17059	5500	33325
400 U STATES		54975	297679	368175	1948552
SHEEP SKINS RAW		57975	314738	373675	1981877
234 AUSTRALIA	NO		15000	16264	2203
236 NEW ZEAL			12000	6114	
304 ARGENTINA			4164	1860	

IMPORTS INTO CANADA FOR CONSUMPTION

Articles and Countries from which Imported	MONTH OF AUGUST 1958		EIGHT MONTHS ENDED AUGUST 1958		Class Number
	Quantities	Values (\$)	Quantities	Values (\$)	
400 U STATES	7658	11581	454169	661689	
OTHER HIDES AND SKINS RAW NOP	7658	11581	485333	685927	
236 NEW ZEAL	NO		3000	7548	2204
347 JAPAN			500	537	
359 NORWAY	2000	6778	2366	7602	
400 U STATES			1802	4296	
GOAT SKINS AND KID SKINS RAW	2000	6778	7668	19983	
400 U STATES	NO		6599	3118	2205
HIDE SECTIONS OR BELLIES			6599	3118	
100 U KINGDOM	NO		2500	11673	2206
400 U STATES	37957	63278	184855	245341	
LEATHER DRESSED KID	37957	63278	187355	257014	
100 U KINGDOM		81504		563856	2210
215 INDIA		542		3255	
327 FRANCE		726		825	
335 GERMANY W		201		24400	
344 ITALY				1354	
372 SPAIN				6023	
400 U STATES		30514		226444	
BELTING LEATHER IN BUTTS		113487		826157	
100 U KINGDOM		3727		23008	2211
234 AUSTRALIA				1496	
327 FRANCE				2177	
335 GERMANY W				178	
389 IRELAND				282	
400 U STATES		7943		51860	
LEATHER TANNED N O P		11670		79001	
100 U KINGDOM		8153		107371	2213
215 INDIA				23762	
234 AUSTRALIA		458		1071	
236 NEW ZEAL				1543	
318 DENMARK				2984	
327 FRANCE				4997	
335 GERMANY W				1417	
354 NETHRLNDS				3297	
400 U STATES		7311		64372	
LEATHER DRESSED N O P		15922		210814	
100 U KINGDOM		80054		636538	2215
215 INDIA				274	
234 AUSTRALIA				64	
236 NEW ZEAL				4950	
305 AUSTRIA		1221		3264	
306 BELGIUM				4143	
309 BRAZIL		2874		4147	
318 DENMARK				2232	
327 FRANCE		50347		354954	
335 GERMANY W		5627		19780	
344 ITALY		327		407	
352 MEXICO		379		1407	
354 NETHRLNDS		349		7969	
376 SWITZRLND				658	
389 IRELAND				6690	
400 U STATES		97760		889187	
CHAMOIS SKIN		238938		1936664	
100 U KINGDOM		21769		306502	2216
234 AUSTRALIA				459	
236 NEW ZEAL		348		504	
400 U STATES				88	
PATENT AND UPHOLSTERY LEATHER		22117		307553	
100 U KINGDOM				1669	2217
304 ARGENTINA				738	
400 U STATES		9148		131329	
SOLE LEATHER		9148		133736	
100 U KINGDOM	LB	426	14204	6313	2218
400 U STATES	1000	11234	105542	45145	
SCRAP LEATHER		29207	119746	51458	
400 U STATES		569		41495	2219
PIG MOROCCO ROLLER LEATHERS		569		41495	
100 U KINGDOM		52002		281101	2220
400 U STATES		4054		45935	
LEATHER FROM EAST INDIA KIP		56056		327036	
100 U KINGDOM		46158		579504	2221
400 U STATES				511	
LEATHER FOR GLOVES OR CLOTHING		46158		580015	
100 U KINGDOM		84899		649490	2224
318 DENMARK		425		805	
327 FRANCE				560	
344 ITALY				97	
354 NETHRLNDS				599	
375 SWEDEN				238	
400 U STATES		87913		954137	
		173237		1605926	

IMPORTS INTO CANADA FOR CONSUMPTION

Articles and Countries from which Imported	MONTH OF AUGUST 1958		EIGHT MONTHS ENDED AUGUST 1958		Class Number
	Quantities	Values (\$)	Quantities	Values (\$)	
LEATHER FOR UPHOLSTERY LEATHER					
100 U KINGDOM		4751		103277	2225
400 U STATES		1433		10470	
		6184		113747	
CRUST OIL LEATHER FOR CHAMOIS					
100 U KINGDOM		591		4198	2226
		591		4198	
BOOTS AND SHOES MENS LEATHER	PAIR				2232
100 U KINGDOM	47721	227323	318710	1602417	
231 HONG KONG	408	337	1224	1112	
305 AUSTRIA	1012	4751	1502	13339	
306 BELGIUM			35	248	
317 CZECHO S	2100	4307	35401	79181	
327 FRANCE	177	1978	1172	10414	
335 GERMANY W	2963	16433	22357	125080	
340 HUNGARY	24	106	24	106	
344 ITALY	15449	95309	66777	372798	
347 JAPAN	2400	1270	12592	9140	
352 MEXICO			112	1273	
354 NETHRLNDS			253	1056	
376 SWITZRLND	150	433	435	3557	
381 ALASKA	900	300	900	300	
400 U STATES	5929	43317	53654	271578	
	79233	395864	515148	2491599	
BOOTS AND SHOES WOMENS LEATHER	PAIR				2233
100 U KINGDOM	45561	196423	131825	641387	
215 INDIA			20	56	
231 HONG KONG	170	71	2054	2023	
305 AUSTRIA			136	1934	
327 FRANCE	15	78	89	584	
335 GERMANY W	1768	9180	13617	71204	
344 ITALY	11306	68886	86212	368165	
347 JAPAN	432	138	950	753	
352 MEXICO	79	255	10323	11692	
354 NETHRLNDS			390	1207	
359 NORWAY			10	51	
372 SPAIN			33	125	
375 SWEDEN			20	130	
376 SWITZRLND	1619	13387	7067	62668	
383 HAWAII			1380	2430	
389 IRELAND			293	1507	
391 LEBANON			120	208	
400 U STATES	86140	350519	508537	1948635	
	147090	638937	763076	3114759	
BOOTS SHOES CHILDRENS LEATHER	PAIR				2234
100 U KINGDOM	8134	10424	136062	140331	
215 INDIA			11750	10881	
231 HONG KONG			2820	1356	
317 CZECHO S			2240	3420	
335 GERMANY W	533	1793	6957	21524	
344 ITALY	87	894	7825	17876	
347 JAPAN			636	357	
354 NETHRLNDS	464	555	6578	6945	
400 U STATES	14107	23461	66960	114529	
	23325	37127	241828	317219	
GARMENTS LEATHER					2235
100 U KINGDOM		918		6054	
231 HONG KONG		131		336	
335 GERMANY W		199		269	
344 ITALY		702		1674	
352 MEXICO		99		99	
354 NETHRLNDS				1539	
400 U STATES		3910		14517	
		5959		24488	
GLOVES MITTS LEATHER N O P					2236
100 U KINGDOM		59629		191253	
216 PAKISTAN		1843		7586	
305 AUSTRIA		284		284	
317 CZECHO S				375	
327 FRANCE		17283		57633	
335 GERMANY W		3369		6985	
344 ITALY		19268		34847	
347 JAPAN		18545		116858	
354 NETHRLNDS		5316		8663	
376 SWITZRLND		274		607	
400 U STATES		5572		66278	
		131383		491369	
GLOVES OF KID WOMENS					2237
100 U KINGDOM		104		1379	
306 BELGIUM		958		6132	
327 FRANCE		31383		143512	
335 GERMANY W		20310		87173	
344 ITALY		835		8117	
400 U STATES		345		345	
		53935		246658	
HARNESS AND SADDLERY					2238
100 U KINGDOM		7519		63392	
215 INDIA				1033	
322 EGYPT				252	
335 GERMANY W		555		6937	
344 ITALY		266		566	
347 JAPAN				1173	
352 MEXICO		56		1656	
354 NETHRLNDS				302	
400 U STATES		26314		233761	
		34710		309072	

IMPORTS INTO CANADA FOR CONSUMPTION

Articles and Countries from which Imported	MONTH OF AUGUST 1958		EIGHT MONTHS ENDED AUGUST 1958		Class Number
	Quantities	Values (\$)	Quantities	Values (\$)	
LEATHER BELTING					2239
100 U KINGDOM		1925		21794	
318 DENMARK				824	
335 GERMANY W		837		8451	
354 NETHRLNDS				1073	
400 U STATES		6785		36359	
		9547		68501	
MFRS OF LEATHER OR RAWHIDE NOP					2241
100 U KINGDOM		9623		93721	
216 PAKISTAN		190		777	
231 HONG KONG		276		996	
304 ARGENTINA		64		64	
305 AUSTRIA		482		1791	
306 BELGIUM		69		663	
317 CZECHO S				278	
327 FRANCE		57		1887	
335 GERMANY W		2206		17828	
344 ITALY		5639		22061	
347 JAPAN		525		4266	
352 MEXICO				705	
353 MOROCCO		675		1644	
354 NETHRLNDS		203		1174	
372 SPAIN				181	
375 SWEDEN				98	
376 SWITZRLND				226	
400 U STATES		44717		344149	
		64726		492509	
SOLES AND HEELS LEATHER					2243
100 U KINGDOM		4784		12579	
400 U STATES		6875		66794	
		11659		79373	
SHOE LIFTS AND WELTING LEATHER					2244
100 U KINGDOM				2867	
400 U STATES		3566		29399	
		3566		32266	
STRAPS LEATHER					2245
100 U KINGDOM		6516		52267	
231 HONG KONG				1400	
305 AUSTRIA				108	
327 FRANCE		61		1422	
335 GERMANY W		3065		19867	
344 ITALY				375	
347 JAPAN				285	
352 MEXICO		207		514	
376 SWITZRLND				11100	
400 U STATES		10943		76367	
		20792		163705	
BICYCLE SADDLES					2246
100 U KINGDOM	NO	5053	5281	34297	29300
335 GERMANY W		24550	11578	95155	49733
347 JAPAN		350	263	3516	2736
354 NETHRLNDS		4880	3536	24310	20981
400 U STATES		1160	1001	6781	7677
		35993	21659	164059	110427
BEEF AND VEAL FRESH					2251
234 AUSTRALIA	LB	31440	8780	482222	147118
236 NEW ZEAL		1428208	377791	6079278	1671151
381 ALASKA		1092	1421	13369	11047
400 U STATES		277680	124500	1830551	910933
		1738420	512492	8405420	2740249
MUTTON AND LAMB FRESH					2252
234 AUSTRALIA	LB	65402	8339	4113106	831300
236 NEW ZEAL		1542933	317597	12253884	2515720
400 U STATES		166298	49427	570876	270778
		1774633	375363	16937866	3617798
PORK FRESH					2253
234 AUSTRALIA	LB	17317	6121	72517	30300
236 NEW ZEAL		63709	23516	175912	59359
		81026	29637	248429	89659
POULTRY NOP GAME PARTRIDGE					2254
231 HONG KONG	LB	2605	682	2605	682
234 AUSTRALIA				13500	3086
381 ALASKA				312	168
400 U STATES		154080	57054	1012329	359547
		156685	57736	1028746	363483
MEATS FRESH N O P					2257
231 HONG KONG	LB	66	58	66	58
316 CUBA				1970	2004
347 JAPAN				3550	4380
400 U STATES		15010	6135	61057	39719
		15076	6193	66643	46161
EDIBLE OFFAL FRESH					2258
234 AUSTRALIA	LB	5518	2554	79995	37452
236 NEW ZEAL		41380	7616	66266	15396
400 U STATES		69378	15232	480484	134777
		116276	25402	626745	187625
CHICKENS AND FOWLS NOP					2259
381 ALASKA	LB			840	452
400 U STATES		1486271	401521	6036153	1790676
		1486271	401521	6036993	1791128
TURKEYS NOP					2260
400 U STATES	LB	30012	19592	214507	68530
		30012	19592	214507	68530
PORK PREP OR PRESERVED N O P					2261
400 U STATES	LB	131371	77263	914196	499324
		131371	77263	914196	499324

IMPORTS INTO CANADA FOR CONSUMPTION

Articles and Countries from which Imported		MONTH OF AUGUST 1958		EIGHT MONTHS ENDED AUGUST 1958		Class Number
		Quantities	Values (\$)	Quantities	Values (\$)	
BEEF PICKLED	236 NEW ZEAL 400 U STATES	LB		2000 6414581	307 1875773	2263
			596061 179571		1876080	
CANNED MEATS POULTRY GAME N O P	100 U KINGDOM 234 AUSTRALIA 236 NEW ZEAL 304 ARGENTINA 318 DENMARK 327 FRANCE 335 GERMANY W 347 JAPAN 354 NETHRLNOS 359 NORWAY 365 POLAND 375 SWEDEN 381 ALASKA 400 U STATES	LB		423514 212345 25200 46800 1147022 35370 12177 1454 44336 300 38360 375 696	101387 40804 11392 9585 381120 33345 4342 2250 13002 138 18397 384 353	2264
			154937 41125	1790458	491759	
			439815	117951	3778407	1108258
EXTRACTS OF MEAT FLUID BEEF	100 U KINGDOM 234 AUSTRALIA 304 ARGENTINA 354 NETHRLNOS 386 URUGUAY 400 U STATES	LB		98822 100016 138836 1349 112 522	37671 288116 106128 1364 472 927	2265
			123044 982	66292 1042		
			124026	67334	339657	434678
MEATS PREPARED NOT CANNED	400 U STATES	LB		509083	461308	2266
			37243	8185	509083	461308
SAUSAGE	318 DENMARK 335 GERMANY W 381 ALASKA 400 U STATES	LB		2310 2022 159 67879	1746 754 72 48703	2269
			159 9730	72 6952	159 67879	72 48703
			10129	7148	72370	51275
SOUPS SOUP PREPARATIONS N O P	100 U KINGDOM 304 ARGENTINA 306 BELGIUM 318 DENMARK 327 FRANCE 335 GERMANY W 347 JAPAN 354 NETHRLNDS 360 ISRAEL 376 SWITZRLND 381 ALASKA 400 U STATES					2270
				485		5572 7520 117 730 5516 151 187 17072 603 67348 256 333082
				2134		187
				9021		603
				60118		67348
				71758		256
						333082
						438154
MEAT PIES FROZEN	400 U STATES	LB		1095286	392260	2271
			154052	53629	1095286	392260
COMPLETE DINNERS MEAT FROZEN	400 U STATES	LB		1103000	650808	2272
			98928	53053	1103000	650808
			98928	53053	1103000	650808
BEEF CANNED N O P	100 U KINGDOM 234 AUSTRALIA 236 NEW ZEAL 304 ARGENTINA 318 DENMARK 381 ALASKA 400 U STATES	LB		21978 1401996 90 54000 9180 378 7679	7110 335846 122 14731 7271 233 8743	2273
			840 218951	180 56768		
				63133	1495301	374056
CORNED BEEF CANNED	234 AUSTRALIA 304 ARGENTINA 327 FRANCE 362 PARAGUAY 381 ALASKA 386 URUGUAY	LB		3361319 4213931 28219 181643 228 190980	1108582 1132421 9650 50778 106 40572	2274
			980982 375313 21919	320425 106973 7201		
				434705	7976320	2342109
MILK SKIM POWDERED	400 U STATES	LB		10826	1871	2280
				10826	1871	
MILK AND CREAM FRESH	318 DENMARK 400 U STATES	GAL		20682 5338	47349 20950	2281
			2203 450	4319 2436		
			2653	6755	26020	68299
BUTTER	400 U STATES	LB		866	535	2282
			256	160	866	535
CASEIN	234 AUSTRALIA 236 NEW ZEAL 400 U STATES	LB		309455 242000 24231	62863 53132 7670	2283
			19549 4000	3472 992		
			23549	4464	575686	123665
CHEESE	100 U KINGDOM 236 NEW ZEAL 304 ARGENTINA 305 AUSTRIA 310 BULGARIA 318 DENMARK	LB		87868 3600 43314 23394 8819 1346725	38157 1215 18556 8597 1970 505846	2284
			8830 6295 6831	3680 2868 2196		
			196772	70597		

IMPORTS INTO CANADA FOR CONSUMPTION

Articles and Countries from which Imported	MONTH OF AUGUST 1958		EIGHT MONTHS ENDED AUGUST 1958		Class Number
	Quantities	Values (\$)	Quantities	Values (\$)	
326 FINLAND	2951	978	14794	5414	
327 FRANCE	39633	21175	310375	155164	
335 GERMANY W	6365	4232	109160	59393	
336 GREECE			15805	5252	
344 ITALY	79755	34034	1467067	681343	
354 NETHRLNDS	117669	42186	886391	351276	
359 NORWAY	2168	790	23076	10024	
365 POLAND	6600	958	9905	1395	
375 SWEDEN	1224	301	3385	1016	
376 SWITZRLNO	173625	86911	1251526	732260	
388 YUGO SLAV			2201	925	
400 U STATES	97744	53026	787022	429738	
	746462	323932	6394427	3007541	
MILK CONDENSED OR EVAPORATED	LB				2285
381 ALASKA	500	77	1050	162	
400 U STATES	1150	269	24870	7334	
	1650	346	25920	7496	
MILK WHOLE POWDERED	LB				2286
100 U KINGDOM			23002	5697	
389 IRELAND			24000	5537	
400 U STATES	1502	300	24945	8659	
	1502	300	71947	19893	
DRIED WHEY DRIED BUTTERMILK	LB				2287
354 NETHRLNDS			3208	1577	
400 U STATES	3100	298	346325	28955	
	3100	298	349533	30532	
OLEIC ACID OR RED OIL	LB				2288
100 U KINGDOM			6324	1031	
400 U STATES	8673	1268	86989	16535	
	8673	1268	93313	17566	
STEARIC ACID	LB				2289
100 U KINGDOM	34000	5596	72616	12432	
234 AUSTRALIA	44800	5025	318080	36190	
306 BELGIUM	2240	302	71835	9250	
400 U STATES	11897	2052	861422	113086	
	92937	12975	1323953	171233	
LARD OIL	GAL				2291
400 U STATES	1930	3548	8895	16371	
	1930	3548	8895	16371	
NEATS FOOT OIL	GAL				2292
ANIMAL OIL N O P	GAL				2293
100 U KINGDOM			3160	3143	
234 AUSTRALIA			998	5366	
400 U STATES			625	1183	
			4783	9692	
COD LIVER OIL	GAL				2294
100 U KINGDOM	8870	11510	111089	153496	
341 ICELAND			1087	1284	
359 NORWAY			1425	2070	
400 U STATES			11	71	
	8870	11510	113612	156921	
FISH MARINE ANIMAL OIL N O P	GAL				2295
347 JAPAN	595	10503	19783	99285	
359 NORWAY			675	775	
400 U STATES	126822	91330	1223446	1005171	
	127417	101833	1243904	1105231	
WHALE AND SPERMACE TI OIL	GAL				2297
100 U KINGDOM	300	759	5744	7570	
359 NORWAY			1665	1769	
400 U STATES	330	801	4462	6402	
	630	1560	11871	15741	
HALIBUT LIVER OIL					2298
359 NORWAY				686	
400 U STATES				12514	
				13200	
FISH OIL CONCENTRATED					2299
347 JAPAN				3582	
400 U STATES				6491	
				10073	
FISH OIL FOR FORTIFYING					2300
347 JAPAN				38130	
354 NETHRLNDS		1452		1452	
400 U STATES				32682	
		1452		72264	
BEESWAX	LB				2302
100 U KINGDOM			896	487	
309 BRAZIL			510	383	
312 CHILE			25608	15845	
316 CUBA			32290	17803	
337 GUATEMALA			3070	1680	
352 MEXICO	2000	1081	6094	3243	
400 U STATES	9073	6290	68590	46156	
	11073	7371	137058	85597	
CANDLES N O P	LB				2303
100 U KINGDOM			2138	993	
318 DENMARK	360	136	1620	903	
335 GERMANY W	265	264	618	722	
375 SWEDEN	430	374	430	374	
389 IRELAND			2700	838	
400 U STATES	605	404	17606	7353	
	1660	1178	25112	11183	
GREASE AND DEGRAS	CWT				2304
100 U KINGDOM			1167	9723	
354 NETHRLNDS			80	413	
400 U STATES	13837	112294	101437	836344	
	13837	112294	102684	846480	

IMPORTS INTO CANADA FOR CONSUMPTION

Articles and Countries from which Imported	MONTH OF AUGUST 1958		EIGHT MONTHS ENDED AUGUST 1958		Class Number
	Quantities	Values (\$)	Quantities	Values (\$)	
LARD AND COMPOUNDS STEARINE 100 U KINGDOM 400 U STATES	LB		12600 4105421	1872 470075	2307
		10500 2027		471947	
TALLOW 400 U STATES	LB		5570 5570	795 795	2308
EGG ALBUMEN DRIED POWDERED ETC 313 CHINA 354 NETHRLNDS 400 U STATES	LB		24083 132 128719	23558 135 141934	2315
		15633 14705	152934	165627	
EGG YOLK DRIED POWDERED ETC	LB				2316
EGGS WHOLE DRIED POWDERED ETC 304 ARGENTINA 313 CHINA 354 NETHRLNDS 400 U STATES	LB		3477 15000 12100 2981	4079 9711 9386 3185	2317
		81 77	33558	26361	
GELATINE INEDIBLE PHOTOGRAPHIC 400 U STATES	LB		14355 14355	21816 21816	2320
ANIMAL GLANDS FOR MEDICINE 400 U STATES				3965 3965	2321
BLOOD ALBUMEN AND BLOOD DRIED 400 U STATES				376 376	2324
EGGS IN THE SHELL 100 U KINGDOM 231 HONG KONG 381 ALASKA 400 U STATES	DOZ		9 37228 10140 849701	63 16071 4533 1885365	2325
		9883 390 109148 119421	3744 236 108727 112707	897078	
EGGS YOLK OR ALBUMEN FROZEN 354 NETHRLNDS 400 U STATES	LB		500 500 1000	453 579 75420	2326
		1032	76420	906 40151 41057	
GELATINE CAPSULES EMPTY 375 SWEDEN 400 U STATES				193 29950 30143	2328
GELATINE EDIBLE 100 U KINGDOM 234 AUSTRALIA 306 BELGIUM 318 DENMARK 327 FRANCE 335 GERMANY W 344 ITALY 354 NETHRLNDS 400 U STATES	LB		168058 278650 15083 42560 87582 580 66 23760	65394 157393 6562 21237 39591 875 61 8918	2329
		146275 196951	87892 115310	1038989 1655328	
GELATINE N O P 100 U KINGDOM 327 FRANCE 335 GERMANY W 400 U STATES	LB		163700 2284 11000 588	41417 685 1595 20966	2331
		11588	2017	207067 64663	
GLUE ANIMAL POWDERED DR SHEET 100 U KINGDOM 400 U STATES	LB		491000 209500 700500	75595 33858 109453	2332
				4902614 782213	
GLUE N O P 100 U KINGDOM 335 GERMANY W 375 SWEDEN 400 U STATES	LB		2016 176 2000	296 78 284	2333
		2000 6424	284 2618	72104 26677	
GUT AND MANUFACTURES N O P 100 U KINGDOM 234 AUSTRALIA 327 FRANCE 400 U STATES				8424 2902	2336
				76296	
HONEY 100 U KINGDOM 224 JAMAICA 305 AUSTRIA 312 CHILE 318 DENMARK 327 FRANCE 335 GERMANY W 336 GREECE 344 ITALY 354 NETHRLNDS 388 YUGO SLAV 389 IRELAND 400 U STATES	LB		72 3215 240 3306 540 758 384 514 10176 871 3958 1169 288	1750 70 572 203 247 189 380 3492 532 1424 239 158	2337
		1547 317862	473 42385	2676230 381023	
MANURES ANIMAL 400 U STATES	CWT			319481 42908	2338
				2701649 390279	
MUSK IN PODS OR GRAINS 231 HONG KONG	OZ			33033 33033	2339
		151 151	7152 7152	474 474	
				16473 16473	

IMPORTS INTO CANADA FOR CONSUMPTION

Articles and Countries from which Imported	MONTH OF AUGUST 1958		EIGHT MONTHS ENDED AUGUST 1958		Class Number
	Quantities	Values (\$)	Quantities	Values (\$)	
RENNET RAW AND PREPARED	LB				2340
318 DENMARK			2284	936	
400 U STATES	6212	3057	197767	106938	
	6212	3057	200051	107874	
SAUSAGE CASINGS UNCLEANED	LB				2341
400 U STATES	7700	1351	171191	31346	
	7700	1351	171191	31346	
SAUSAGE CASINGS CLEANED	LB				2342
234 AUSTRALIA	25851	53587	273153	481046	
236 NEW ZEAL	202089	391881	1216827	2617635	
400 U STATES	1480	1006	6398	10631	
	229420	446474	1496378	3109312	
TANKAGE	CWT				2343
236 NEW ZEAL			634	4545	
400 U STATES	9225	18747	77909	108851	
	9225	18747	78543	113396	
ANIMAL PRODUCTS N O P					2344
100 U KINGDOM		12228		67866	
215 INDIA				56	
231 HONG KONG		1668		5956	
318 DENMARK				681	
327 FRANCE		2065		2241	
335 GERMANY W		2305		28191	
344 ITALY				3058	
347 JAPAN		1286		6457	
352 MEXICO				1110	
354 NETHRLNDS		6173		49229	
366 PORTUGAL		144		144	
375 SWEDEN				7424	
383 HAWAII				588	
389 IRELAND				548	
400 U STATES		58562		407276	
		84431		580825	
HORSE MEAT AND MEAT FOR FEED'	CWT				2345
347 JAPAN			717	5793	
400 U STATES	11671	72341	43930	288745	
	11671	72341	44647	294538	
DOG FOOD AND PET STOCK FOOD					2347
100 U KINGDOM		468		4015	
231 HONG KONG				174	
306 BELGIUM				180	
318 DENMARK		332		887	
335 GERMANY W				931	
352 MEXICO				1512	
400 U STATES		17807		192034	
		18607		199733	

IMPORTS INTO CANADA FOR CONSUMPTION

Articles and Countries from which Imported	MONTH OF AUGUST 1958		EIGHT MONTHS ENDED AUGUST 1958		Class Number
	Quantities	Values (\$)	Quantities	Values (\$)	
<u>GROUP 3</u>					
<u>FIBRES TEXTILES AND PRODUCTS</u>					
RAW COTTON					
100 U KINGDOM	CWT		1 627	5 093 33	3 001
203 B E AFR			415	1 310 8	
215 INDIA			829	1 754 6	
216 PAKISTAN	784	1 622 5	1 381	3 224 5	
309 BRAZIL			453	1 433 2	
322 EGYPT			220	1 015 7	
352 MEXICO	1 285 9	3 931 72	1 34 393	4 099 291	
358 NICARAGUA	1 584	3 285 7	76 304	2 239 515	
363 PERU	370	1 490 0	1 984	8 473 3	
396 SUDAN			41	2 197	
400 U STATES	20 567	5 374 17	896 353	2 633 926 0	
	36 164	9 945 71	1 114 000	3 290 331 7	
COTTON LINTERS AND FIBRES NOP	LB				3 002
100 U KINGDOM			68 953	3 826	
323 EL SALVD	2 565 9	1 506	14 370 64	8 895 9	
352 MEXICO	7 716 1	4 862	30 666 31	1 829 6	
358 NICARAGUA	10 551 0	5 301	3 353 01	1 815 7	
363 PERU	14 601	1 067	14 601	1 067	
380 USSR			3 308 7	2 568	
392 SYRIA			1 609 358	9 282 4	
400 U STATES	12 581 07	8 220 9	1 155 852	8 221 45	
	14 810 38	9 494 5	1 536 358 7	10 478 42	
BATTS BATTING WADDING COTTON	LB				3 004
100 U KINGDOM			215	1 57	
400 U STATES	7 570 8	3 749 0	4 988 63	2 628 55	
	7 570 8	3 749 0	4 990 78	2 630 12	
COTTON THREAD	LB				3 009
100 U KINGDOM	2 111	6 201	1 393 6	3 924 8	
207 UN SO AFR			1 907	1 144	
317 CZECHO S	2 838	2 446	2 382 9	2 272 8	
335 GERMANY W			118	4 34	
344 ITALY	2 844	2 171	4 198	6 833	
354 NETHRLNDS	226	495	638	1 248	
376 SWITZRLND	602	1 001	2 823	5 563	
400 U STATES	4 258 6	7 180 1	44 983 8	72 655 25	
	5 120 7	8 411 5	49 728 7	80 372 3	
COTTON YARNS SINGLES N O P	LB				3 011
100 U KINGDOM	7 878	7 557	67 332	7 078 1	
215 INDIA			22 611	10 141	
400 U STATES	2 719 8	2 424 0	1 627 89	1 488 43	
	3 507 6	3 179 7	2 527 32	2 297 65	
YARNS SINGLES FOR KNIT GOODS	LB				3 012
100 U KINGDOM			1 418	916	
344 ITALY			1 110	872	
354 NETHRLNDS			468	306	
400 U STATES	5 361 7	3 901 0	39 448 6	32 580 8	
	5 361 7	3 901 0	39 748 2	32 790 2	
COTTON YARNS N O P	LB				3 013
100 U KINGDOM	1 984 0	1 372 1	76 492	5 956 9	
335 GERMANY W			23	66	
354 NETHRLNDS			29	56	
400 U STATES	1 659 04	1 092 31	1 327 686	8 878 87	
	1 857 44	1 229 52	1 404 230	9 475 78	
CROCHET KNITTING COTTON N O P	LB				3 014
100 U KINGDOM	438	1 195	1 246	4 550	
327 FRANCE	235	1 291	80 32	3 482 0	
354 NETHRLNDS	84	218	510	636	
400 U STATES	3 084	5 059	41 453	6 448 6	
	3 841	7 763	51 241	10 449 2	
CORDS AND TWINE COTTON N O P	LB				3 015
100 U KINGDOM	1 997	1 200	59 065	3 034 3	
400 U STATES	1 949 2	1 554 4	1 715 16	1 624 69	
	2 148 9	1 674 4	2 305 81	1 928 12	
COTTON YARNS TINSEL THREAD	LB				3 017
327 FRANCE			18	273	
400 U STATES	2 091	5 895	32 886	8 554 9	
	2 091	5 895	32 904	8 582 2	
MERCERIZED YARNS 40 AND FINER	LB				3 018
100 U KINGDOM	4 135	6 297	32 862	64 389	
400 U STATES	508	849	3 400	6 724	
	4 643	7 146	36 262	71 113	
COTTON YARNS HANKS FOR THREAD	LB				3 019
100 U KINGDOM	6 293 5	7 982 6	52 391 2	73 297 2	
305 AUSTRIA			2 296	4 488	
400 U STATES	3 624 3	4 727 1	41 996 9	59 927 2	
	9 917 8	12 709 7	94 617 7	133 673 2	
COTTON YARN 2 PLY 80 AND FINER	LB				3 020
100 U KINGDOM			2 881	1 306 5	
400 U STATES	57	390	57	390	
	57	390	2 938	1 345 5	
COTTON YARN SINGLES FOR THREAD	LB				3 021
100 U KINGDOM	3 506 0	3 912 0	50 167 2	56 505 2	
400 U STATES			18 339 9	21 151 0	
	3 506 0	3 912 0	68 507 1	77 656 2	
COTTON YARN TO BE MERCERIZED	LB				3 022
100 U KINGDOM			47 662	9 645 2	
400 U STATES	2 480	2 441	56 903	5 912 8	
	2 480	2 441	104 565	15 558 0	

IMPORTS INTO CANADA FOR CONSUMPTION

Articles and Countries from which Imported	MONTH OF AUGUST 1958		EIGHT MONTHS ENDED AUGUST 1958		Class Number
	Quantities	Values (\$)	Quantities	Values (\$)	
COTTON YARNS SINGLES 20 TO 40 100 U KINGDOM 400 U STATES	LB 12276	10661	221761 15616	205942 15138	3023
	12276	10661	237377	221080	
COLOURED COT FAB NOP OVER 80 C 100 U KINGDOM 215 INDIA 231 HONG KONG 234 AUSTRALIA 305 AUSTRIA 306 BELGIUM 313 CHINA 317 CZECHO S 318 DENMARK 327 FRANCE 335 GERMANY W 337 GUATEMALA 344 ITALY 347 JAPAN 352 MEXICO 354 NETHRLNDS 365 POLAND 366 PORTUGAL 372 SPAIN 375 SWEDEN 376 SWITZRLND 383 HAWAII 389 IRELAND 390 GERMANY 400 U STATES	LB 39886 7436 891 690 28165 6821 60 894 30833 22 750 83618 30524 313 2119 2314 25 23 1241556	76981 7229 802 1223 27665 8685 299 2070 53356 105 2989 84899 43311 372 2153 10060 71 78 1617409	349587 32777 1465 121 13639 341213 1872 235590 3865 17482 341147 22 22073 711216 194 533254 1513 10887 5423 1619 33156 251 23 65 15153730	689192 34358 1352 384 28711 331581 1674 247326 9051 38324 626925 105 62923 855930 584 827457 2096 12738 7701 3070 142378 821 78 61 21342634	3026
	1476940	1939757	17812184	25267454	
COLORED COT FAB NOP 50 TO 80 C 100 U KINGDOM 215 INDIA 231 HONG KONG 306 BELGIUM 317 CZECHO S 335 GERMANY W 344 ITALY 347 JAPAN 354 NETHRLNDS 365 POLAND 400 U STATES	LB 304 78806 52774 1071 600 19232 91890	164 42623 40857 645 474 14552 67269	14408 695368 87157 10959 12886 12184 115454 6449 4845 832155	9861 390209 65656 8294 9237 7428 80177 4335 3599 605035	3027
	244677	166584	1791985	1183906	
COLORED COT FAB NOP UNDER 50 C 100 U KINGDOM 215 INDIA 347 JAPAN 365 POLAND 400 U STATES	LB 960 112381 5000 5891	258 53283 2402 2459	2826 590641 8000 17030 38366	1098 265203 3744 7218 14596	3028
	124232	58402	656863	291859	
COTTON DENIMS 215 INDIA 400 U STATES	LB 4788 153742	2735 102525	28675 1670872	15538 1182568	3029
	158530	105260	1699547	1198106	
HANDKERCHIEF COTTON BLEACHED 100 U KINGDOM 347 JAPAN	LB 749	1536	6614 4072	12355 4033	3030
	749	1536	10686	16388	
COTTON FABRIC NOT BLEACHED NOP 100 U KINGDOM 215 INDIA 224 JAMAICA 305 AUSTRIA 306 BELGIUM 309 BRAZIL 313 CHINA 317 CZECHO S 344 ITALY 347 JAPAN 354 NETHRLNDS 400 U STATES	LB 195 179901 83097 3183 10283 86031 41832 227 842412 1254161	244 72926 45152 2659 7056 38842 28854 234 557875 753842	23072 1587774 437752 21770 53538 5004 133380 12598 16519 547718 14196 7324253 10177574	25745 653060 251285 17939 36916 2261 61382 10158 11700 398523 10784 4836969 6316722	3031
	1254161	753842	10177574	6316722	
CANTON FLANNELS NOT COLOURED 100 U KINGDOM 215 INDIA 305 AUSTRIA 306 BELGIUM 309 BRAZIL 313 CHINA 317 CZECHO S 335 GERMANY W 344 ITALY 347 JAPAN 354 NETHRLNDS 365 POLAND 376 SWITZRLNO 400 U STATES	LB 2318 4912 1511 108429 22209 931 52515 202549	3762 3461 1185 103553 18166 3131 71911 212371	19889 82212 148 3733 4538 1830 29966 228 18 606540 8487 158906 1380 424214 1342089	34004 53903 536 3000 3179 1547 21832 315 71 630715 7702 112342 4847 531922 1405915	3032
	202549	212371	1342089	1405915	
TOWELLING IN THE WEB 100 U KINGDOM 215 INDIA 231 HONG KONG 317 CZECHO S 400 U STATES	LB 1104 4319 80 5503	770 3256 87 4113	545 69414 2500 21605 17284 111348	745 43274 829 16944 17270 79062	3033

IMPORTS INTO CANADA FOR CONSUMPTION

Articles and Countries from which Imported	MONTH OF AUGUST 1958		EIGHT MONTHS ENDED AUGUST 1958		Class Number
	Quantities	Values (\$)	Quantities	Values (\$)	
VOILES SCRIMS NOT COLOURED	LB				3034
100 U KINGDOM	494	1585	2350	5063	
215 INDIA			13795	9175	
309 BRAZIL			864	480	
317 CZECHO S			972	1771	
347 JAPAN			10067	12520	
365 POLAND			375	157	
376 SWITZRLND	386	1783	5361	22810	
400 U STATES	31860	32833	205757	226067	
	32740	36201	239541	278043	
COTTON FABRICS BLEACHED N O P	LB				3035
100 U KINGDOM	1809	2606	52652	79929	
215 INDIA	538	454	4072	2537	
305 AUSTRIA	182	711	411	1156	
306 BELGIUM			1040	946	
335 GERMANY W	428	648	4835	6362	
347 JAPAN			546	509	
354 NETHRLNDS			3533	4767	
365 POLAND			22652	13165	
376 SWITZRLND	320	1189	2043	8736	
400 U STATES	12979	15816	142976	174106	
	16256	21424	234760	292213	
COTTON CHEESE CLOTH AND GAUZE	LB				3036
100 U KINGDOM	1872	2245	33851	44124	
215 INDIA			1803	1197	
400 U STATES	484060	430461	2470036	2247185	
	485932	432706	2505690	2292506	
POPLIN BLEACHED NOT COLOURED	LB				3037
100 U KINGDOM	412	770	10868	24011	
313 CHINA	1089	854	1089	854	
317 CZECHO S			2337	1435	
335 GERMANY W			173	334	
347 JAPAN	12523	12634	203712	218718	
376 SWITZRLND	35	150	859	3691	
400 U STATES	7552	8094	33623	37210	
	21611	22502	252661	286253	
COTTON FABRICS COUNT 100	LB				3039
100 U KINGDOM	54320	189090	273709	987390	
347 JAPAN			289	527	
400 U STATES			1299	2088	
	54320	189090	275297	990005	
COTTON FABRICS CUT PILE N O P	LB				3040
100 U KINGDOM	44	126	1814	4380	
306 BELGIUM			1027	1995	
335 GERMANY W	2724	6376	49332	116155	
344 ITALY	102	225	829	1938	
354 NETHRLNDS	346	467	472	638	
400 U STATES	9232	14762	47576	82977	
	12448	21956	101050	208083	
COTTON FABRIC FOR TYPE RIBBON	LB				3041
100 U KINGDOM	7418	29624	52246	213042	
354 NETHRLNDS			2062	6725	
400 U STATES	159	903	2766	29892	
	7577	30527	57074	249659	
SAILCLOTH EGYPTIAN COTTON	LB				3043
100 U KINGDOM	72	244	2628	6767	
400 U STATES			131	172	
	72	244	2759	6939	
COTTON FABRIC KNITTED	LB				3045
100 U KINGDOM	19918	18240	119037	140310	
231 HONG KONG			500	320	
335 GERMANY W	57	107	723	1109	
347 JAPAN			1475	936	
400 U STATES	77631	119083	653407	1058237	
	97606	137430	775142	1200912	
COTTON GABARDINES	LB				3047
100 U KINGDOM	5759	20976	31454	119778	
306 BELGIUM			710	1680	
335 GERMANY W			5194	8902	
347 JAPAN			2210	3467	
400 U STATES			6280	7159	
	5759	20976	45848	140986	
COTTON FABRICS 80 TO 99 COUNT	LB				3048
100 U KINGDOM	3767	12292	24625	93910	
	3767	12292	24625	93910	
COTTON FABRICS CUT WEFT PILE	LB				3049
100 U KINGDOM	6057	18705	53111	145899	
231 HONG KONG	20214	33724	31899	52811	
306 BELGIUM			14	55	
317 CZECHO S	701	550	9250	7830	
327 FRANCE	498	1290	750	2025	
335 GERMANY W	1191	3455	3125	9821	
344 ITALY	689	1799	8551	9704	
347 JAPAN	117314	166603	586114	746334	
354 NETHRLNDS	18973	22200	65264	79678	
372 SPAIN			1583	1574	
400 U STATES	117691	177416	599447	882476	
	283328	425742	1359108	1938207	
COTTON FABRICS FOR BOOK COVERS	LB				3050
100 U KINGDOM	11415	10587	55934	60536	
347 JAPAN			5652	2652	
400 U STATES	9830	10429	71601	80370	
	21245	21016	133187	143558	
LACE NOT COLOURED FOR CLOTHING	LB				3051
100 U KINGDOM	115	285	4493	12932	
305 AUSTRIA	6794	26109	82636	314048	

IMPORTS INTO CANADA FOR CONSUMPTION

Articles and Countries from which Imported	MONTH OF AUGUST 1958		EIGHT MONTHS ENDED AUGUST 1958		Class Number
	Quantities	Values (\$)	Quantities	Values (\$)	
306 BELGIUM			10	396	
327 FRANCE	543	4827	8934	52944	
335 GERMANY W			3500	14053	
344 ITALY	10	203	18	380	
347 JAPAN	1326	2796	8000	13499	
376 SWITZRLND	864	5820	15986	68315	
390 GERMANY E			280	735	
400 U STATES	2189	13494	32562	186282	
	11841	53534	156419	663584	
LACE COLOURED FOR CLOTHING	LB				3052
100 U KINGDOM	139	393	652	1956	
305 AUSTRIA			13760	52049	
327 FRANCE			1102	8852	
335 GERMANY W	34	228	1733	3611	
347 JAPAN			206	707	
376 SWITZRLND	333	2612	1236	11669	
400 U STATES	1145	6411	12416	66200	
	1651	9644	31105	145044	
EMBROIDERIES COTTON N O P	LB				3053
100 U KINGDOM	5	52	1382	3500	
231 HONG KONG			206	1307	
305 AUSTRIA	119	560	1673	9184	
306 BELGIUM			253	1703	
327 FRANCE	118	458	211	1893	
335 GERMANY W			268	416	
344 ITALY			189	1173	
354 NETHRLNDS			378	1629	
376 SWITZRLND	92	738	4044	38759	
400 U STATES	54	480	4989	20415	
	388	2288	13593	79979	
LACE BOBBINET NETS COTTON NOP	LB				3054
100 U KINGDOM	2282	6037	17627	39872	
215 INDIA	98	669	496	2831	
231 HONG KONG	50	124	1103	2599	
305 AUSTRIA			421	3110	
306 BELGIUM	32	681	92	1227	
313 CHINA	4083	10468	5975	14859	
327 FRANCE	87	1019	361	4635	
335 GERMANY W			99	456	
344 ITALY			11	186	
347 JAPAN			1236	1453	
354 NETHRLNDS			483	2248	
376 SWITZRLND	151	3938	612	10814	
400 U STATES	575	1396	8482	27430	
	7358	24332	36998	111720	
WHITE COTTON BOBBINET PLAIN	YD				3055
100 U KINGDOM	4705	1224	34590	9577	
	4705	1224	34590	9577	
STOCKINGS COTTON WOMENS CHILDS	DZ PR				3062
100 U KINGDOM	11235	41587	55454	164136	
327 FRANCE			33	548	
335 GERMANY W			38	198	
354 NETHRLNDS			59	120	
372 SPAIN	3410	12826	4565	17877	
400 U STATES	4672	16188	60657	179240	
	19317	70601	120806	362119	
STOCKINGS COTTON MENS BOYS	DZ PR				3063
100 U KINGDOM	565	2470	5792	17487	
327 FRANCE	8	110	15	226	
344 ITALY	28	230	112	918	
372 SPAIN			550	618	
400 U STATES	5554	21465	75402	261850	
	6155	24275	81871	281099	
GLOVES COTTON	DZ PR				3064
100 U KINGDOM	1350	11021	8964	69647	
231 HONG KONG	4746	20176	19013	61518	
232 MALTA	155	1251	409	3038	
305 AUSTRIA			26	268	
317 CZECHO S			3915	14498	
327 FRANCE	297	5113	2016	24718	
335 GERMANY W	5707	38782	16236	114251	
344 ITALY	193	1272	2928	14375	
347 JAPAN	10837	33677	56440	173224	
400 U STATES	2496	8359	18402	81489	
	25781	119651	128349	557026	
SHIRTS COTTON NOT KNITTED	LB				3066
100 U KINGDOM	1217	6346	6601	38368	
215 INDIA			553	1558	
218 MALAYA			47	234	
231 HONG KONG	37096	51039	232701	280945	
305 AUSTRIA			602	1186	
313 CHINA	3412	2477	7952	6802	
327 FRANCE			79	306	
335 GERMANY W			36	170	
344 ITALY	415	1469	4982	14260	
347 JAPAN	360143	355264	1059877	1109342	
354 NETHRLNDS			250	344	
359 NORWAY			242	631	
365 POLAND	3748	3787	18633	19845	
376 SWITZRLND	171	1001	1905	11380	
383 HAWAII	14	79	1874	6249	
400 U STATES	19334	42099	147751	380454	
	425550	463561	1484085	1872074	
UNDERWEAR COTTON KNITTED	LB				3067
100 U KINGDOM	50237	112225	112318	252324	
231 HONG KONG	256	1210	2304	4372	

IMPORTS INTO CANADA FOR CONSUMPTION

Articles and Countries from which Imported	MONTH OF AUGUST 1958		EIGHT MONTHS ENDED AUGUST 1958		Class Number
	Quantities	Values (\$)	Quantities	Values (\$)	
335 GERMANY W			94	299	
347 JAPAN	5455	5082	17211	17971	
354 NETHRLNDS	2518	4918	11196	20461	
359 NORWAY	136	380	1016	2133	
376 SWITZRLND	5	50	75	1071	
400 U STATES	12353	29557	54773	133003	
	70960	153422	196987	431634	
COTTON CLOTHING N O P WOVEN	LB				3068
100 U KINGDOM	7052	24136	29457	114610	
215 INDIA			143	616	
216 PAKISTAN			56	340	
231 HONG KONG	67747	64756	205210	239465	
234 AUSTRALIA			11	117	
305 AUSTRIA	200	827	1488	11466	
306 BELGIUM	151	391	6450	12458	
317 CZECHO S			269	374	
318 DENMARK			83	519	
327 FRANCE	77	827	1001	8872	
335 GERMANY W	771	2696	4502	25907	
337 GUATEMALA			279	1143	
344 ITALY	2800	14201	10055	58593	
347 JAPAN	442321	464313	1821424	2264321	
352 MEXICO	104	420	4262	7370	
354 NETHRLNDS	1779	3481	4772	8063	
357 NETH ANT			762	925	
360 ISRAEL	66	246	4546	16801	
367 AZORES			534	3419	
372 SPAIN			125	1521	
375 SWEDEN	37	169	355	1670	
376 SWITZRLND	968	7234	6471	54000	
383 HAWAII	102	559	3419	18801	
384 P RICO			67	210	
389 IRELAND			64	270	
400 U STATES	82664	168652	691188	1554529	
	606839	752908	2796993	4426380	
DRESSES WVN COTT WOMENS CHLONS	NO				3069
100 U KINGDOM	3	162	1468	9640	
231 HONG KONG			2705	2390	
305 AUSTRIA			30	78	
306 BELGIUM	2	123	260	2580	
327 FRANCE	122	965	814	8782	
335 GERMANY W			436	2850	
344 ITALY	300	1006	1375	6673	
347 JAPAN			9661	8256	
354 NETHRLNDS			15	92	
367 AZORES			557	496	
372 SPAIN			233	809	
375 SWEDEN			67	700	
376 SWITZRLND	90	327	269	2581	
383 HAWAII	12	75	4737	24043	
389 IRELAND			114	875	
400 U STATES	21039	51281	280259	921291	
	21568	53939	303000	992136	
SMOCKS OVRALLS WVN COTTON MENS	LB				3070
100 U KINGDOM	216	243	216	243	
231 HONG KONG			5680	4444	
347 JAPAN	23948	23297	52931	66972	
354 NETHRLNDS	90	195	1338	1664	
400 U STATES	12136	21982	118799	198997	
	36390	45717	178964	272320	
RAINCOATS WATERPROOFED COTTON	NO				3071
100 U KINGDOM	1062	11887	11823	128233	
231 HONG KONG	148	422	18839	27941	
306 BELGIUM	41	481	251	2771	
318 DENMARK	20	334	38	631	
335 GERMANY W	1802	21513	6976	77099	
344 ITALY	549	9257	724	12767	
347 JAPAN	1440	6348	13589	44537	
359 NORWAY	120	174	1278	5156	
360 ISRAEL	396	2752	3403	24316	
375 SWEDEN			5	148	
376 SWITZRLND	60	1012	391	5845	
400 U STATES	1072	5225	12074	49840	
	6710	59405	69391	379284	
CLTHG NOP COTT KNIT INFTS CHLD	LB				3072
100 U KINGDOM	9862	29797	37771	113278	
231 HONG KONG			3992	6401	
306 BELGIUM	171	1039	1871	6979	
327 FRANCE	33	57	53	180	
335 GERMANY W	379	1464	4331	18495	
344 ITALY			587	1983	
347 JAPAN	18608	22091	142721	170610	
354 NETHRLNDS	797	2900	6249	15848	
376 SWITZRLNO			37	304	
400 U STATES	3171	10200	26310	86555	
	33021	67548	223922	420633	
CLTHG NOP COTT KNIT WOMNS GRLS	LB				3073
100 U KINGDOM	3008	9107	20690	56088	
231 HONG KONG			816	1032	
305 AUSTRIA			86	627	
306 BELGIUM			42	87	
327 FRANCE			237	1486	
335 GERMANY W			269	1569	
344 ITALY	12	107	1535	10154	
347 JAPAN	1464	2143	50011	57982	
354 NETHRLNDS			1476	3123	

IMPORTS INTO CANADA FOR CONSUMPTION

Articles and Countries from which Imported	MONTH OF AUGUST 1958		EIGHT MONTHS ENDED AUGUST 1958		Class Number	
	Quantities	Values (\$)	Quantities	Values (\$)		
376 SWITZRLND	26	164	1164	8919	3074	
389 IRELAND			947	2077		
400 U STATES	4181	14415	37758	131828		
CLTHG NOP COTT KNIT MENS BOYS	8691	25936	115031	274972		
100 U KINGDOM	LB 6575	13528	52108	123658		
215 INDIA			13321	10814		
231 HONG KONG	198	221	39004	32529		
305 AUSTRIA			720	2633		
318 DENMARK			21	131		
327 FRANCE			2339	10466		
335 GERMANY W			3811	6999		
344 ITALY	38	340	12423	16398		
347 JAPAN	21135	21544	419817	435019		
354 NETHRLNDS			2217	3991		
359 NORWAY			161	355		
376 SWITZRLND	153	796	1474	9168		
389 IRELAND			579	951		
400 U STATES	4601	12491	53143	143191		
BAGS COTTON	32700	48920	601138	796303	3082	
400 U STATES	LB 12245	5079	101796	71103	3083	
BELTING OF COTTON	12245	5079	101796	71103		
100 U KINGDOM	LB 5917	6819	26998	32015	3084	
400 U STATES	7374	15062	73126	150272		
BLANKETS OF COTTON	13291	21881	100124	182287	3085	
100 U KINGDOM	LB 2105	1949	20464	17353		
306 BELGIUM	87085	78213	435211	390458		
335 GERMANY W	8162	6049	63039	46053		
347 JAPAN	560	387	7325	4996		
354 NETHRLNDS	776	641	21028	7543		
400 U STATES	8649	8888	53274	57928		
TAPE AND WEBBING HOOK AND EYE	107337	96127	600341	524331	3086	
100 U KINGDOM	LB 182	202	649	1070		
400 U STATES	152	581	4445	9826		
BRAIDED WICK FOR CANDLES	334	783	5094	10896	3087	
100 U KINGDOM		1951		1951		
335 GERMANY W				961		
372 SPAIN				972		
400 U STATES		1523		21737		
CURTAINS COTTON N O P		3474		25621	3088	
100 U KINGDOM	LB 277	758	1835	5186		
306 BELGIUM	37	85	37	85		
335 GERMANY W	529	765	749	1079		
354 NETHRLNDS			170	290		
376 SWITZRLND			465	2105		
400 U STATES	4878	9749	60396	120293		
TABLE AND TRAY CLOTHS COTTON	5721	11357	63652	129038	3089	
100 U KINGDDM	LB 13100	25162	62199	135846		
215 INDIA			2124	1472		
216 PAKISTAN			120	1371		
231 HONG KONG	3169	5596	18883	47173		
234 AUSTRALIA			16	58		
306 BELGIUM			2317	2693		
313 CHINA	10229	21488	47129	88920		
317 CZECHO S			234	159		
318 DENMARK	15	157	15	157		
327 FRANCE			407	2802		
335 GERMANY W	156	230	3480	12093		
337 GUATEMALA			320	1334		
344 ITALY	296	381	326	446		
347 JAPAN	5462	4693	46010	40914		
354 NETHRLNDS	792	1463	24706	35966		
365 POLAND			1984	1425		
367 AZORES			526	4245		
373 CANARY IS			136	303		
376 SWITZRLND	20	346	807	5278		
400 U STATES	8543	13236	58497	92510		
DUCK SEAMLESS COTTON FOR HOSE	41782	72752	270236	475165		3091
400 U STATES	LB		63	76		
HANDKERCHIEFS COTTON			63	76		3092
100 U KINGDOM	LB 14498	42419	94136	255936		
231 HONG KONG	337	720	4946	6252		
305 AUSTRIA	505	2931	1095	7568		
317 CZECHO S	1178	2430	6441	13359		
327 FRANCE	2	82	68	1244		
335 GERMANY W			381	1607		
344 ITALY	3	198	3	198		
347 JAPAN	18391	20066	172613	185391		
354 NETHRLNDS	79	207	1614	3094		
376 SWITZRLND	975	11237	9774	101488		
400 U STATES	1878	5591	20137	64300		
LADDER TAPES FOR BLINDS	37846	85881	311208	640437	3092	
100 U KINGDOM	LB 1662	2552	4087	6289		
400 U STATES			1176	1070		
	1662	2552	5263	7359		

IMPORTS INTO CANADA FOR CONSUMPTION

Articles and Countries from which Imported	MONTH OF AUGUST 1958		EIGHT MONTHS ENDED AUGUST 1958		Class Number
	Quantities	Values (\$)	Quantities	Values (\$)	
MANTLE STOCKING FOR GAS LIGHT					3093
QUILTS COUNTERPANES COTTON	LB				3094
100 U KINGDOM	3118	3303	21820	26893	
215 INDIA			3990	3132	
306 BELGIUM			10998	9662	
344 ITALY			2609	2410	
347 JAPAN	234	160	9429	5676	
354 NETHRLNDS	297	535	7873	12217	
372 SPAIN			2178	1289	
400 U STATES	62576	80011	560381	707109	
	66225	84009	619278	768388	
SHEETS COTTON	LB				3095
100 U KINGDOM	1309	1958	19014	23803	
215 INDIA			3661	1757	
306 BELGIUM	8108	7110	24187	21554	
347 JAPAN	18702	10413	114427	75533	
354 NETHRLNDS	1407	1324	3589	3604	
367 AZORES			2531	8791	
400 U STATES	66844	75943	491143	574699	
	96370	96748	658552	709741	
TOWELS COTTON	LB				3096
100 U KINGDOM	903	890	17838	21643	
215 INDIA	3368	2419	27121	18341	
231 HONG KONG	1154	1080	23957	16682	
305 AUSTRIA	137	375	179	491	
306 BELGIUM			1572	1794	
313 CHINA			3676	3083	
317 CZECHO S	10141	9262	83001	71114	
335 GERMANY W			2876	2200	
344 ITALY			323	456	
347 JAPAN	4043	2147	63618	50807	
354 NETHRLNDS	1371	1704	15394	18798	
365 POLAND			3677	3029	
400 U STATES	227076	245478	1840619	2036934	
	248193	263355	2083851	2245372	
COTTON MANUFACTURES N O P	LB				3097
100 U KINGDOM	6891	11651	60276	109541	
215 INDIA	500	812	2859	4854	
216 PAKISTAN	630	121	1127	301	
231 HONG KONG			2477	4059	
305 AUSTRIA	20	128	618	1163	
306 BELGIUM	611	622	7172	9339	
313 CHINA			1427	2675	
318 DENMARK	54	324	499	3133	
327 FRANCE	413	1252	2934	7323	
335 GERMANY W	431	1038	13618	16970	
344 ITALY	5183	2633	38981	18149	
347 JAPAN	20112	10934	138819	100442	
352 MEXICO			107	346	
354 NETHRLNDS	2845	2926	16222	18159	
367 AZORES			112	127	
375 SWEDEN			65	155	
376 SWITZRLND	7	95	1265	4489	
390 GERMANY E	91	174	165	296	
400 U STATES	95539	132743	888554	1205008	
	133327	165453	1177297	1506529	
WASH CLOTHS BATH MATS COTTON	LB				3098
100 U KINGDOM			564	742	
231 HONG KONG	1100	580	15797	11103	
305 AUSTRIA	50	292	50	292	
306 BELGIUM	537	482	4878	2930	
317 CZECHO S	638	494	3193	2490	
335 GERMANY W	59	109	87	164	
344 ITALY	99	99	99	99	
347 JAPAN	10950	7914	20597	15118	
354 NETHRLNDS	40	56	1235	1645	
400 U STATES	41184	58822	197713	291333	
	54657	68848	244213	325916	
PILLOW CASES COTTON	LB				3100
100 U KINGDOM	4012	6095	28034	45678	
231 HONG KONG	10867	10954	37654	47925	
313 CHINA	19521	22679	51060	63651	
335 GERMANY W			277	609	
344 ITALY	40	51	40	51	
347 JAPAN	73660	54751	433469	360776	
354 NETHRLNDS	108	110	378	307	
367 AZORES			3131	10070	
373 CANARY IS			182	389	
376 SWITZRLND	7	145	99	520	
400 U STATES	10191	12341	87352	114867	
	118406	107126	641676	644843	
FLAX FIBRE AND TOW	CWT				3111
400 U STATES			14	411	
			14	411	
HEMP DRESSED OR UNDRESSED	CWT				3112
JUTE AND JUTE BUTTS	CWT				3113
216 PAKISTAN			18680	161568	
400 U STATES			4429	40050	
			23109	201618	
OAKUM OF FLAX HEMP OR JUTE	CWT				3114
100 U KINGDOM			110	1906	
344 ITALY			250	2276	
354 NETHRLNDS			2692	24026	
359 NORWAY			4	82	

IMPORTS INTO CANADA FOR CONSUMPTION

Articles and Countries from which Imported	MONTH OF AUGUST 1958		EIGHT MONTHS ENDED AUGUST 1958		Class Number
	Quantities	Values (\$)	Quantities	Values (\$)	
375 SWEDEN			22	440	
400 U STATES	1277	24735	10105	199322	
BATTS WADDING VEGETABLE FIBRES	1277	24735	13183	228052	3115
400 U STATES	LB 1340	416	3443	1047	
YARNS JUTE SINGLES N O P	1340	416	3443	1047	
100 U KINGDOM	LB 16078	3042	146925	25674	3121
215 INDIA			62894	11905	
400 U STATES			126	56	
YARNS VEGETABLE FIBRE SINGLES	16078	3042	209945	37635	
100 U KINGDOM	LB		3924	2309	3122
344 ITALY	27216	11305	44063	19295	
352 MEXICO	6056	820	6962	916	
400 U STATES	1084	716	2954	2023	
YARNS CORDS TWINE OF JUTE N O P	34356	12841	57903	24543	
100 U KINGDOM	LB 8100	1996	122672	30029	3123
306 BELGIUM			2049	441	
335 GERMANY W			420	229	
400 U STATES	318	201	11306	4207	
YARNS CORDS TWINE VEG FIB N O P	8418	2197	136447	34906	
100 U KINGDOM	LB 33750	10662	259513	88945	3124
231 HONG KONG			600	223	
306 BELGIUM	3986	1017	13809	2540	
344 ITALY	1000	438	11008	5430	
352 MEXICO	126530	13696	371048	40510	
354 NETHRLNDS			10681	1738	
366 PORTUGAL	5111	647	23116	3114	
389 IRELAND			25042	4883	
400 U STATES	4420	3609	51199	37246	
LINEN THREAD FOR SEWING	174797	30069	766016	184629	
100 U KINGDOM	LB 10788	20816	197023	380588	3125
327 FRANCE			470	644	
376 SWITZRLND	33	83	233	417	
389 IRELAND			2820	1492	
400 U STATES			953	2287	
YARNS VEG FIBRE FOR WEAVING	10821	20899	201499	385428	
100 U KINGDOM	LB 73497	25941	760799	261576	3126
215 INDIA	78512	13766	609772	114380	
306 BELGIUM	10191	3234	22036	7279	
318 DENMARK	5184	4251	52926	43183	
354 NETHRLNDS	5224	1587	5224	1587	
389 IRELAND			401680	78578	
400 U STATES			50714	28114	
FABRICS CHIEFLY FLAX OR HEMP	172608	48779	1903151	534697	
100 U KINGDOM	LB 32021	41189	259266	368903	3132
306 BELGIUM	1312	1463	13905	19574	
313 CHINA			653	730	
317 CZECHO S	783	885	6750	6113	
318 DENMARK			69	318	
327 FRANCE			7963	4806	
335 GERMANY W	176	289	1021	1826	
344 ITALY	243	1010	1502	6325	
354 NETHRLNDS			737	533	
375 SWEDEN	135	344	709	1767	
376 SWITZRLND	50	200	1498	4828	
380 USSR	6528	2212	6528	2212	
400 U STATES	1480	4574	13147	36707	
FABRICS JUTE UNBLEACHED N O P	42728	52166	313748	454642	
100 U KINGDOM	YD 65094	16455	718112	174907	3134
215 INDIA	12088182	890121	81084016	6276994	
216 PAKISTAN			100000	8715	
306 BELGIUM	111879	17127	246653	37699	
327 FRANCE	30000	5139	242351	41140	
335 GERMANY W	42997	6316	42997	6316	
354 NETHRLNDS	131444	6823	162002	8991	
400 U STATES	132156	50011	1372600	267901	
FABRICS OF JUTE N O P	12601752	991992	83968731	6822663	
100 U KINGDOM	YD 22791	8568	29096	10270	3135
400 U STATES	1059	350	17604	6234	
FABRIC JUTE 12INS WIDE OR LESS	23850	8918	46700	16504	
100 U KINGDOM	LB		1750	603	3136
215 INDIA	30164	5458	203148	39976	
306 BELGIUM			490	418	
389 IRELAND			4227	914	
FAB VEG FIB 12INS WIDE OR LESS	30164	5458	209615	41911	
100 U KINGDOM	LB 21289	24096	145113	180968	3137
306 BELGIUM			738	643	
327 FRANCE	65	131	892	2228	
335 GERMANY W	26	164	1046	3408	
347 JAPAN	9130	6371	29531	22249	
354 NETHRLNDS			210	525	
400 U STATES	25386	34699	227295	304403	
FABRICS VEGETABLE FIBRE N O P	55896	65461	404825	514424	
100 U KINGDOM	YD 1284	492	46850	19334	3138

IMPORTS INTO CANADA FOR CONSUMPTION

Articles and Countries from which Imported	MONTH OF AUGUST 1958		EIGHT MONTHS ENDED AUGUST 1958		Class Number
	Quantities	Values (\$)	Quantities	Values (\$)	
306 BELGIUM	6634	2346	8380	2975	
317 CZECHO S			600	487	
335 GERMANY W			27	67	
365 POLAND			5000	845	
376 SWITZRLND			326	661	
400 U STATES	478	637	12104	18219	
TOWELLING TABLE CLOTHS IN WEB	8396	3475	73287	42588	
100 U KINGDOM	LB				3139
306 BELGIUM	6727	8626	56589	71351	
317 CZECHO S	970	1322	978	1395	
335 GERMANY W	4881	3856	45988	35940	
344 ITALY	317	233	317	233	
365 POLAND	8657	6338	467	2067	
375 SWEDEN			57811	40276	
376 SWITZRLND	185	470	726	1590	
389 IRELAND			593	2437	
400 U STATES	146	716	131	155	
CLOTHING VEGETABLE FIBRES NOP	21883	21561	168663	162285	
100 U KINGDOM	LB				3162
231 HONG KONG	361	1129	3468	20750	
305 AUSTRIA	4986	2379	44337	23603	
306 BELGIUM	10	192	15	662	
327 FRANCE	10	174	10	192	
335 GERMANY W	20	55	108	2253	
344 ITALY	21	407	219	958	
347 JAPAN	23925	22553	125	1570	
360 ISRAEL	1000	2609	97467	95344	
364 PHIL			3495	11706	
376 SWITZRLND	19	194	1298	9535	
383 HAWAII			510	2584	
388 YUGO SLAV			160	696	
389 IRELAND	4	69	7	115	
400 U STATES	3529	9717	58	702	
BAGS OF HEMP LINEN JUTE SISAL	33885	39478	186310	168475	
100 U KINGDOM	LB				3171
215 INDIA			130	60	
400 U STATES			1015256	141042	
CARPETING RUGS HEMP JUTE SISAL			219997	47980	
100 U KINGDOM		9627	1235383	189082	
215 INDIA					3172
231 HONG KONG					
305 AUSTRIA				95545	
306 BELGIUM		24161		6223	
317 CZECHO S		7444		4907	
327 FRANCE		2136		1089	
335 GERMANY W		6864		169176	
344 ITALY				30394	
347 JAPAN				20970	
354 NETHRLNDS		7850		16733	
389 IRELAND		7096		2238	
400 U STATES		1152		438	
QUILTS BATH MATS VEG FIBRE NOP		66330		521231	
100 U KINGDOM	LB				3173
306 BELGIUM	42	56	1200	1636	
344 ITALY	7015	6442	11576	6854	
347 JAPAN	34727	16782	57438	52725	
354 NETHRLNDS	754	731	287840	138393	
400 U STATES	22270	28158	754	731	
FIRE HOSE LINEN	64808	52169	96689	130366	
100 U KINGDOM		14675	455497	330705	
400 U STATES		2117			3174
HANDKERCHIEFS FLAX OR HEMP		16792		125039	
100 U KINGDOM	LB				3175
231 HONG KONG	16025	53995	64935	265549	
305 AUSTRIA	975	11209	6621	69189	
306 BELGIUM			249	2820	
313 CHINA	349	3173	6	118	
327 FRANCE			541	4885	
344 ITALY			22	389	
347 JAPAN			3	99	
367 AZORES			412	634	
376 SWITZRLND	73	1623	68	1462	
400 U STATES			796	12603	
SAILS FOR BOATS AND SHIPS	17422	70000	52	494	
100 U KINGDOM		3502		358242	
231 HONG KONG					3176
318 DENMARK				39803	
335 GERMANY W				55	
354 NETHRLNDS				391	
400 U STATES		1992		422	
TOWELS GLASS CLOTHS CRASH HUCK		5494		331	
100 U KINGDOM	LB			21555	
231 HONG KONG	11383	14803		62557	
317 CZECHO S	22916	19408	86180	114951	
344 ITALY			32	160	
365 POLAND	1846	1558	177761	143030	
367 AZORES			346	1506	
			1846	1558	
			49	349	

IMPORTS INTO CANADA FOR CONSUMPTION

Articles and Countries from which Imported	MONTH OF AUGUST 1958		EIGHT MONTHS ENDED AUGUST 1958		Class Number
	Quantities	Values (\$)	Quantities	Values (\$)	
389 IRELAND			137	161	
400 U STATES	894	1093	5110	7584	
SHEETS TABLECLOTHS TOWELS FLAX	37039	36862	271461	269299	3178
100 U KINGDOM	28339	62742	195631	475280	
231 HONG KONG	676	4584	5887	36233	
232 MALTA			7	130	
306 BELGIUM	8	65	2425	5673	
313 CHINA	7969	10746	12232	24132	
317 CZECHO S	2660	2135	30130	24308	
327 FRANCE	6	73	210	1194	
335 GERMANY W			535	1189	
340 HUNGARY	6	133	484	539	
344 ITALY	1170	3684	1517	5516	
347 JAPAN	10997	9167	25281	19774	
354 NETHRLNDS	58	100	1922	2325	
365 POLAND			4777	4133	
367 AZORES	1000	6886	4067	29082	
373 CANARY IS			319	1464	
376 SWITZRLND			563	4173	
389 IRELAND			298	382	
400 U STATES	2730	4024	17878	32943	
JUTE MANUFACTURES N O P	55619	104339	304163	668470	3179
100 U KINGDOM	1630	2061	19787	14190	
335 GERMANY W	761	567	761	567	
400 U STATES	3189	1837	14544	9959	
VEGETABLE FIBRE MFRS N O P	5580	4465	35092	24716	3180
100 U KINGDOM	21932	23262	173450	198727	
215 INDIA			1320	1742	
216 PAKISTAN			583	908	
231 HONG KONG	377	1469	3633	6081	
305 AUSTRIA	22	65	22	65	
306 BELGIUM	388	915	3438	5538	
317 CZECHO S			1238	1365	
318 DENMARK	403	342	654	885	
327 FRANCE	2553	3185	11474	17074	
335 GERMANY W	891	1452	10332	16481	
338 HAITI			240	1005	
344 ITALY	10344	8492	64839	37087	
347 JAPAN	33290	26415	474656	378021	
352 MEXICO			3075	1262	
354 NETHRLNDS	1580	2224	12078	18615	
359 NORWAY	744	639	2276	2349	
367 AZORES			155	1361	
372 SPAIN			3021	4004	
373 CANARY IS			257	1151	
375 SWEDEN			2473	2758	
376 SWITZRLND	56	172	3760	8105	
390 GERMANY E	458	908	1348	3012	
400 U STATES	173349	208132	1666058	1760396	
RAW SILK AND COCOONS	246387	277672	2440380	2467992	3201
400 U STATES	3356	13769	17626	71644	
GARNETTED SILK WASTES	3356	13769	17626	71644	3202
400 U STATES			3422	3944	
YARNS SINGLES SPUN SILK N O P			3422	3944	3212
400 U STATES			148	110	
THREADS CORDS TWIST SILK N O P			148	110	3213
100 U KINGDOM	13	234	170	1910	
400 U STATES	98	765	1032	9208	
YARN SILK FOR KNITTING WEAVING	111	999	1202	11118	3214
400 U STATES			128	787	
YARNS SILK N O P			128	787	3216
100 U KINGDOM			16	148	
400 U STATES	123	846	613	4588	
BOLTING CLOTH NOT MADE UP	123	846	629	4736	3221
100 U KINGDOM	45	155	81	316	
335 GERMANY W			511	2109	
347 JAPAN	1866	2398	10779	14681	
376 SWITZRLND	51	153	9971	30664	
400 U STATES	1415	4526	12962	35243	
FABRICS SILK N O P	3377	7232	34304	83013	3224
100 U KINGDOM	680	1593	19450	48675	
215 INDIA	3558	7006	11098	21170	
231 HONG KONG	1962	1852	5311	4887	
306 BELGIUM			141	374	
313 CHINA	339	321	4928	5783	
327 FRANCE	5121	8666	31536	51744	
335 GERMANY W			8468	6944	
344 ITALY	7067	17680	41779	116038	
347 JAPAN	144581	72303	821008	489539	
371 THAILAND			25	90	
372 SPAIN			36	280	
376 SWITZRLND	4567	12081	47882	3549	
400 U STATES	73314	86572	1071823	1217237	
	241189	208074	2063485	2058300	

IMPORTS INTO CANADA FOR CONSUMPTION

Articles and Countries from which Imported	MONTH OF AUGUST 1958		EIGHT MONTHS ENDED AUGUST 1958		Class Number
	Quantities	Values (\$)	Quantities	Values (\$)	
FABRICS SILK 26 INCHES OR LESS	YD				3225
100 U KINGDOM	202	735	1318	4368	
327 FRANCE			542	397	
344 ITALY			902	2887	
400 U STATES	30	87	3680	1191	
	232	822	6442	8833	
RIBBONS SILK UNDER 12 INCHES	LB				3228
100 U KINGDOM	12	177	18	272	
327 FRANCE			58	930	
344 ITALY			5	150	
347 JAPAN			395	3267	
400 U STATES	289	5101	2260	40063	
	301	5278	2736	44682	
FABRICS SILK FOR NECKWEAR	YD				3229
100 U KINGDOM	1091	2073	6552	11030	
225 TRINIDAD			713	1101	
305 AUSTRIA	2371	3166	22762	33638	
306 BELGIUM			3891	3608	
327 FRANCE	5590	6515	39084	41894	
335 GERMANY W	15131	14863	213376	213816	
344 ITALY	6679	7447	66314	94206	
347 JAPAN	14958	12307	103867	50218	
376 SWITZRLND	6126	8435	84487	132468	
400 U STATES	56333	68373	523592	651377	
	108279	123179	1064638	1233355	
UMBRELLA COVERING FABRICS	YD				3230
305 AUSTRIA			3770	1067	
327 FRANCE	8408	2455	27148	7909	
335 GERMANY W	2546	748	35304	9766	
344 ITALY	75	58	75	58	
376 SWITZRLND			2601	1039	
400 U STATES	52404	38998	299100	165288	
	63433	42259	367998	185127	
FABRICS PILE SILK OR SYNTHETIC	YD				3232
100 U KINGDOM	408	1589	1028	4104	
305 AUSTRIA	2570	3315	4630	5810	
306 BELGIUM	1098	6807	7648	39621	
327 FRANCE	17217	18367	53107	56797	
335 GERMANY W	4568	9133	19523	38220	
344 ITALY			759	2196	
347 JAPAN			1332	777	
376 SWITZRLND			51	84	
400 U STATES	52662	138698	288926	732995	
	78523	177909	377004	880604	
SOCKS AND STOCKINGS SILK	DZ PR				3244
100 U KINGDOM	78	2738	321	11253	
344 ITALY			12	199	
400 U STATES	268	22226	2695	133541	
	346	24964	3028	144993	
CLDTHING SILK N O P	OZ				3246
100 U KINGDOM	7525	10795	42912	66301	
215 INDIA			134	101	
231 HONG KONG	2400	418	11601	7064	
305 AUSTRIA	608	635	3230	3480	
318 DENMARK			138	126	
327 FRANCE	660	1138	3262	5660	
335 GERMANY W			356	272	
344 ITALY	16182	15874	44438	50438	
347 JAPAN	47264	10728	96843	22386	
376 SWITZRLND	3011	2752	20451	19761	
383 HAWAII			130	204	
389 IRELAND			414	533	
400 U STATES	1744	2249	50990	37562	
	79394	44589	274899	213888	
DRESSES SILK WOMENS CHILDRENS	NO				3247
100 U KINGDOM	42	3067	414	21908	
231 HONG KONG	12	203	450	5358	
305 AUSTRIA			11	144	
306 BELGIUM	4	821	11	1598	
327 FRANCE	65	7500	248	27483	
335 GERMANY W	2	167	2	167	
336 GREECE	9	361	9	361	
344 ITALY	129	13750	337	21415	
375 SWEDEN			18	1026	
376 SWITZRLND	37	2636	283	13635	
383 HAWAII			158	2630	
400 U STATES	955	33886	13397	352529	
	1255	62391	15338	448254	
CLOTHING SILK WOMENS CHILDRENS	OZ				3248
100 U KINGDOM	1318	2595	9479	24350	
215 INDIA			86	75	
231 HONG KONG	3770	2197	31309	12629	
305 AUSTRIA	1559	3171	6426	9588	
313 CHINA	1424	1361	1424	1361	
327 FRANCE	4200	5897	22386	36058	
335 GERMANY W	71	121	95	217	
344 ITALY	31680	25109	67026	63527	
347 JAPAN	312410	84982	1859149	474877	
376 SWITZRLND	3248	5942	14095	21903	
400 U STATES	5450	5427	83369	59822	
	365130	136802	2094844	704407	
HANDKERCHIEFS SILK	OZ				3251
100 U KINGDOM			220	556	
347 JAPAN	8928	3118	64448	18239	
376 SWITZRLND	801	1251	1168	1873	
400 U STATES			260	352	
	9729	4369	66096	21020	

IMPORTS INTO CANADA FOR CONSUMPTION

Articles and Countries from which Imported	MONTH OF AUGUST 1958		EIGHT MONTHS ENDED AUGUST 1958		Class Number
	Quantities	Values (\$)	Quantities	Values (\$)	
SILK MANUFACTURES N O P	OZ				3252
100 U KINGDOM	46	85	7399	4422	
231 HONG KONG			432	192	
327 FRANCE	629	177	3825	3202	
335 GERMANY W			75	201	
344 ITALY	572	917	1565	1733	
347 JAPAN	1916	492	33919	6660	
376 SWITZRLND	507	776	1370	2261	
400 U STATES	7870	2141	46103	17613	
	11540	4588	94688	36284	
WOOL IN THE GREASE	LB				3261
100 U KINGDOM	85000	48033	876906	570199	
207 UN SO AFR			23425	17607	
215 INDIA			30350	23590	
216 PAKISTAN	27051	18181	27051	18181	
234 AUSTRALIA			329056	204144	
236 NEW ZEAL	299183	133360	2204827	1283516	
304 ARGENTINA			117086	74330	
313 CHINA			22399	10897	
389 IRELAND	16999	8255	35434	18730	
400 U STATES	194385	134576	1026378	760920	
	622618	342407	4692912	2982114	
WOOL WASHED OR S COURED	LB				3262
100 U KINGDOM	93891	62263	677666	526539	
207 UN SO AFR	43829	24301	318634	196075	
234 AUSTRALIA	662318	414821	3235792	2491957	
236 NEW ZEAL	179760	105238	946516	629504	
304 ARGENTINA	20784	12295	277995	207673	
306 BELGIUM			10577	8648	
327 FRANCE			4786	3629	
386 URUGUAY	602	335	53837	40200	
389 IRELAND	29222	15047	51236	26240	
400 U STATES	62035	58663	443738	427853	
	1092441	692963	6020777	4558318	
WOOL PULLED OR SLIPED	LB				3263
100 U KINGDOM	8672	5030	130399	80112	
236 NEW ZEAL	9598	4728	139999	85773	
400 U STATES			12518	8228	
	18270	9758	282916	174113	
HAIR OF CAMEL ALPACA GOAT N O P	LB				3264
100 U KINGDOM			1603	1614	
317 CZECHO S			100	688	
363 PERU	1061	768	24092	27470	
400 U STATES	4519	12676	118371	105017	
	5580	13444	144166	134789	
NOILS WOOL	LB				3265
100 U KINGDOM	22943	19532	368462	267009	
304 ARGENTINA			5004	2621	
306 BELGIUM			8554	4486	
363 PERU			2474	1296	
386 URUGUAY	45512	23160	73573	37500	
389 IRELAND	5594	3153	24165	13717	
400 U STATES			75053	55403	
	74049	45845	557285	382032	
GARNETTED WOOL WASTE	LB				3267
100 U KINGDOM	11007	10787	87950	81294	
400 U STATES	2672	2994	26114	29146	
	13679	13781	114064	110440	
WOOL TOPS DRY COMBED	LB				3268
100 U KINGDOM	179436	212374	1344135	1700463	
327 FRANCE			374	482	
	179436	212374	1344509	1700945	
WOOL TOPS OIL COMBED	LB				3269
100 U KINGDOM	707772	781219	4877404	5877616	
207 UN SO AFR			25247	31288	
	707772	781219	4902651	5908904	
HAIR TOPS	LB				3270
100 U KINGDOM			1195	2457	
400 U STATES	11844	14046	22717	32494	
	11844	14046	23912	34951	
YARNS OR WARPS HAIR FOR MFRERS	LB				3273
100 U KINGDOM	24629	24231	157508	151798	
327 FRANCE			11	72	
400 U STATES			25416	4392	
	24629	24231	182935	156262	
YARN MOHAIR FOR PILE FABRICS	LB				3274
100 U KINGDOM	5165	12380	21144	49648	
400 U STATES			1490	3697	
	5165	12380	22634	53345	
YARNS WOOL FOR 6 OZ FABRICS	LB				3275
100 U KINGDOM	20095	33617	238114	480444	
	20095	33617	238114	480444	
WOOLLEN SPUN YARN	LB				3276
100 U KINGDOM	51937	64506	336255	435742	
306 BELGIUM			1320	4438	
327 FRANCE	1090	2975	6489	22388	
335 GERMANY W	243	337	3269	7595	
344 ITALY			1268	1838	
354 NETHRLNDS			984	2217	
400 U STATES	840	3466	5575	16346	
	54110	71284	355160	490564	
WORSTED SPUN YARN	LB				3277
100 U KINGDOM	67746	135670	413250	802763	
306 BELGIUM	122	283	4807	13299	
318 DENMARK	224	527	1290	3097	
326 FINLAND			213	466	

IMPORTS INTO CANADA FOR CONSUMPTION

Articles and Countries from which Imported		MONTH OF AUGUST 1958		EIGHT MONTHS ENDED AUGUST 1958		Class Number
		Quantities	Values (\$)	Quantities	Values (\$)	
	327 FRANCE	3757	14527	30099	99443	
	335 GERMANY W	4481	11925	29180	76789	
	344 ITALY	77	191	356	929	
	347 JAPAN			3995	7892	
	354 NETHRLNDS	1018	1947	1984	3963	
	359 NORWAY			441	675	
	376 SWITZRLND			858	2398	
	400 U STATES	762	2387	3989	15061	
		78187	167457	490462	1026775	
WOOL FAB IN GRAY	OVR 4 TO 6 OZ	LB				3281
	100 U KINGDOM	8020	15867	34748	66034	
	344 ITALY			56079	96414	
	354 NETHRLNDS			85692	162940	
		8020	15867	176519	325388	
WOOL FAB IN GRAY	4 OZ OR LESS	LB				3282
	100 U KINGDOM	32175	94914	237754	676259	
		32175	94914	237754	676259	
KNITTED FABRICS	WOOL N O P	LB				3283
	100 U KINGDOM	7932	23108	24262	76122	
	305 AUSTRIA			768	2480	
	327 FRANCE	59	235	606	2777	
	344 ITALY			276	1347	
	400 U STATES	20843	68789	60132	198926	
		28834	92132	86044	281652	
FLANNELS		LB				3284
	100 U KINGDOM	156137	338053	760668	1778939	
	327 FRANCE			5805	27352	
	335 GERMANY W			1408	7596	
	344 ITALY	18002	28141	53240	90289	
	347 JAPAN			1364	3672	
	376 SWITZRLND	45	206	2281	8545	
	400 U STATES	1556	4328	5606	21807	
		175740	370728	830372	1938200	
FELT CLOTH N O P		LB				3285
	335 GERMANY W	360	489	360	489	
	400 U STATES	100	254	440	1112	
		460	743	800	1601	
OVERCOATINGS		LB				3286
	100 U KINGDOM	198699	375336	1223672	2729732	
	305 AUSTRIA			76	207	
	306 BELGIUM			2233	7969	
	327 FRANCE	1296	6328	4070	17753	
	335 GERMANY W			111	253	
	344 ITALY	31830	35462	182528	199459	
	347 JAPAN			5231	11132	
	354 NETHRLNDS	866	3141	4815	11917	
	376 SWITZRLND			143	550	
	400 U STATES			5924	18309	
		232691	420267	1428803	2997281	
TWEEDS		LB				3287
	100 U KINGDOM	107263	237661	769091	1675336	
	306 BELGIUM	229	1236	304	1468	
	318 DENMARK			218	431	
	327 FRANCE	15	62	8080	40437	
	335 GERMANY W			296	520	
	344 ITALY	108530	102016	707221	694059	
	354 NETHRLNDS			859	2308	
	376 SWITZRLND	58	332	58	332	
	389 IRELAND	1427	3718	1793	4998	
	400 U STATES	365	2062	2062	7780	
		217887	347087	1489982	2427689	
WORSTEDS AND SERGES		LB				3288
	100 U KINGDOM	428695	1408136	3773604	13245947	
	227 BAHAMAS	35	213	53	395	
	234 AUSTRALIA	1052	5059	6483	31433	
	305 AUSTRIA	10	56	5595	13335	
	306 BELGIUM	657	2664	20313	93898	
	317 CZECHOS			110	125	
	318 DENMARK	184	559	2970	8215	
	327 FRANCE	21830	110835	129929	689594	
	335 GERMANY W	1692	7008	17748	66536	
	344 ITALY	64509	110175	476602	913438	
	347 JAPAN	11998	39251	161073	588545	
	354 NETHRLNDS	1082	3367	28514	79402	
	375 SWEDEN			1433	5123	
	376 SWITZRLND	3710	24047	7063	54729	
	386 URUGUAY	1087	3424	5509	17618	
	389 IRELAND			2006	7876	
	400 U STATES	10198	42323	80545	393494	
		546739	1757117	4719550	16209703	
WOVEN FABRICS N O P	WOOL	LB				3289
	100 U KINGDOM	30933	54221	275328	551218	
	227 BAHAMAS			108	790	
	305 AUSTRIA	42	200	592	1207	
	306 BELGIUM	497	871	2179	8220	
	318 DENMARK	261	765	2781	8378	
	327 FRANCE	2438	12741	16739	87606	
	335 GERMANY W	980	2917	3372	11407	
	344 ITALY	6647	11167	106637	117650	
	347 JAPAN	110	149	4182	16411	
	354 NETHRLNDS	228	513	3113	8599	
	375 SWEDEN			220	478	
	376 SWITZRLND	220	1597	2927	18456	
	389 IRELAND	235	1070	235	1070	
	400 U STATES	11040	28045	62412	160494	
		53631	114256	480825	991984	

IMPORTS INTO CANADA FOR CONSUMPTION

Articles and Countries from which Imported	MONTH OF AUGUST 1958		EIGHT MONTHS ENDED AUGUST 1958		Class Number
	Quantities	Values (\$)	Quantities	Values (\$)	
WOOL FAB 12 INS WIDE OR LESS	LB				3291
100 U KINGDOM	215	2281	2139	15574	
327 FRANCE	401	2132	805	4772	
400 U STATES	148	821	474	2305	
	764	5234	3418	22651	
WOOL FABRICS CUT PILE PLUSH	LB				3292
100 U KINGDOM			5318	16577	
306 BELGIUM			1901	2654	
335 GERMANY W			274	718	
400 U STATES	656	2273	1545	5161	
	656	2273	9038	25110	
BILLIARD CLOTH OF WOOL FABRIC	LB				3293
100 U KINGDOM	2026	7745	25193	94528	
306 BELGIUM			101	329	
400 U STATES			90	375	
	2026	7745	25384	95232	
CARPETS AXMINSTER IN ROLLS	SQ FT				3301
100 U KINGDOM	52059	21615	567225	285616	
306 BELGIUM	50641	24693	118150	57335	
327 FRANCE	4440	2388	34173	15760	
335 GERMANY W	8264	3412	35404	18328	
400 U STATES	2225	1736	39767	24068	
	117629	53844	794719	401107	
CARPETS AXMINSTER SQUARES	SQ FT				3302
100 U KINGDOM	42653	18498	353525	164303	
306 BELGIUM	26345	15496	41717	24197	
318 DENMARK			226	222	
327 FRANCE	1472	587	1472	587	
335 GERMANY W	1166	499	3335	1562	
344 ITALY	4726	2016	5354	2423	
354 NETHRLNDS			374	213	
375 SWEDEN	589	305	2485	1628	
400 U STATES	3390	2856	28978	27452	
	80341	40257	437466	222587	
CARPET BRUSSELS WILTON IN ROLL	SQ FT				3303
100 U KINGDOM	328914	177816	3206780	1849364	
306 BELGIUM	615338	283352	4776791	2275800	
318 DENMARK	185	130	963	1044	
327 FRANCE	3849	1720	55950	23695	
335 GERMANY W	17841	9188	202440	1148886	
344 ITALY	10379	5608	122023	55990	
347 JAPAN	20413	5478	115453	32713	
353 MOROCCO			601	997	
354 NETHRLNDS			8145	2882	
375 SWEDEN	1985	996	7571	3603	
400 U STATES	21714	14010	220118	124663	
	1020618	498298	8716835	4485637	
CARPET BRUSSELS WILTON SQUARES	SQ FT				3304
100 U KINGDOM	25041	12696	132642	72648	
306 BELGIUM	100367	32786	401282	167084	
318 DENMARK	189	166	4029	2036	
327 FRANCE	7522	4599	33591	21116	
335 GERMANY W			12157	9143	
344 ITALY	5082	2873	18989	10698	
347 JAPAN	8600	2822	15800	4692	
359 NORWAY			356	124	
375 SWEDEN	711	282	1239	544	
400 U STATES	1688	1221	50761	35406	
	149200	57445	670846	323491	
CARPETS INGRAIN IN ROLLS	SQ FT				3305
100 U KINGDOM	261	234	16949	5213	
306 BELGIUM			4496	2117	
400 U STATES	1802	2165	22874	26898	
	2063	2399	44319	34228	
CARPETS INGRAIN SQUARES	SQ FT				3306
100 U KINGDOM			3233	1271	
215 INDIA	6664	1012	31593	7030	
231 HONG KONG	23040	6729	63971	20024	
306 BELGIUM			930	330	
313 CHINA	1296	311	1296	311	
344 ITALY	9050	3860	9678	4259	
347 JAPAN	31687	8139	195827	47577	
354 NETHRLNDS	2181	743	2181	743	
400 U STATES			1477	1134	
	73918	20794	310186	82679	
CARPETS ORIENTAL	SQ FT				3307
100 U KINGDOM	574	799	7932	9491	
215 INDIA	98307	96097	670487	650223	
216 PAKISTAN			60	62	
231 HONG KONG	454	1800	1184	3694	
313 CHINA	45	180	2727	8570	
318 DENMARK			264	226	
328 FR AFRICA			393	515	
336 GREECE			356	1057	
340 HUNGARY			129	103	
342 IRAN	1895	2327	15178	34424	
343 IRAQ			366	290	
347 JAPAN			5790	1890	
352 MEXICO	47	57	881	1229	
353 MOROCCO	950	1502	4987	8366	
354 NETHRLNDS	259	544	3276	5928	
355 INDONESIA			260	343	
359 NORWAY			108	56	
372 SPAIN			85	100	
379 TURKEY			296	998	
384 P RICO			285	556	

IMPORTS INTO CANADA FOR CONSUMPTION

Articles and Countries from which Imported		MONTH OF AUGUST 1958		EIGHT MONTHS ENDED AUGUST 1958		Class Number
		Quantities	Values (\$)	Quantities	Values (\$)	
391	LEBANON			468	785	
400	U STATES	693	617	36492	35893	
		103224	103923	752004	764799	
CARPETS TAPESTRY	IN ROLLS	SQ FT				3308
306	BELGIUM			864	552	
327	FRANCE	9466	4902	171503	73675	
335	GERMANY W	6839	4900	58476	39339	
		16305	9802	230843	113566	
CARPETS TAPESTRY	SQUARES	SQ FT				3309
327	FRANCE			941	489	
335	GERMANY W			2300	1409	
400	U STATES			708	207	
				3949	2105	
MATS HEARTH RUGS	AND RUNNERS	SQ FT				3310
100	U KINGDOM	8120	3446	62909	22043	
215	INDIA	4320	613	8159	1190	
318	DENMARK	88	88	670	350	
327	FRANCE	1003	736	2643	2110	
335	GERMANY W			628	519	
347	JAPAN			5619	1160	
354	NETHRLNDS			70	50	
375	SWEDEN	355	223	355	223	
400	U STATES	6033	1382	20327	7417	
		19919	6486	101380	35062	
GLOVES MITTS AND	MITTENS WOOL	DZ PR				3320
100	U KINGDOM	817	5176	1505	11544	
231	HONG KONG	7518	20711	99807	265397	
305	AUSTRIA	8	204	8	204	
306	BELGIUM	62	411	199	1446	
318	DENMARK			8	187	
327	FRANCE	40	324	135	1126	
335	GERMANY W	92	590	142	877	
344	ITALY	3512	17187	8428	34224	
347	JAPAN	38985	132070	118730	401079	
359	NORWAY			12	65	
376	SWITZRLND	106	1200	349	3990	
400	U STATES	1616	11276	3881	21994	
		52756	189149	233204	742133	
SHAWLS WOOL KNITTED	OR WOVEN	LB				3321
100	U KINGDOM	2338	7149	10643	33921	
306	BELGIUM	31	121	920	3232	
335	GERMANY W			68	501	
347	JAPAN			1160	4046	
372	SPAIN			21	169	
376	SWITZRLND	25	217	125	849	
400	U STATES	36	101	77	329	
		2430	7588	13014	43047	
SOCKS AND STOCKINGS	WOOL	DZ PR				3322
100	U KINGDOM	43008	229497	146185	823464	
327	FRANCE			15	288	
335	GERMANY W	260	1505	277	1683	
344	ITALY	91	707	91	707	
347	JAPAN	574	3520	704	3984	
354	NETHRLNDS	32	114	137	534	
359	NORWAY	261	1429	423	2682	
376	SWITZRLND			14	155	
400	U STATES	231	1250	732	4955	
		44457	238022	148578	838452	
UNDERWEAR WOOL KNITTED		LB				3323
100	U KINGDOM	21822	65097	41360	123456	
327	FRANCE	5	104	5	104	
335	GERMANY W			21	74	
354	NETHRLNDS	354	718	354	718	
376	SWITZRLND	239	1727	438	4069	
400	U STATES	656	2343	3221	11862	
		23076	69989	45399	140283	
CLTHNG WVN WOOL	WOMENS CHLDRNS	LB				3324
100	U KINGDOM	22381	157973	78499	627494	
215	INDIA			14	145	
231	HONG KONG	51	164	195	1262	
234	AUSTRALIA	17	167	104	561	
304	ARGENTINA			308	904	
305	AUSTRIA	299	1272	1100	8711	
306	BELGIUM	1765	4200	5790	20346	
317	CZECHO S			2719	14954	
327	FRANCE	2101	44648	4432	91568	
335	GERMANY W	1982	9016	3798	21812	
336	GREECE	17	88	17	88	
340	HUNGARY			28	169	
344	ITALY	1675	12283	3973	26764	
347	JAPAN	11620	18871	29799	70284	
354	NETHRLNDS	1101	5302	2589	12303	
360	ISRAEL	75	222	219	1559	
372	SPAIN			4	65	
375	SWEDEN	85	1569	537	12316	
376	SWITZRLND	2452	23705	10163	98989	
389	IRELAND	476	4713	1155	11157	
400	U STATES	9239	109862	27825	318661	
		55336	394055	173268	1340112	
CLOTHING NOP WOVEN	WOOL FABRIC	LB				3325
100	U KINGDOM	5023	28678	22052	159328	
231	HONG KONG			224	949	
234	AUSTRALIA			80	651	
305	AUSTRIA	100	635	161	1110	
306	BELGIUM	4168	16039	7536	32079	
317	CZECHO S	147	1014	195	1176	

IMPORTS INTO CANADA FOR CONSUMPTION

Articles and Countries from which Imported		MONTH OF AUGUST 1958		EIGHT MONTHS ENDED AUGUST 1958		Class Number
		Quantities	Values (\$)	Quantities	Values (\$)	
327	FRANCE	1583	12426	2344	18401	
335	GERMANY W	2246	11740	7538	39625	
344	ITALY	34	234	81	958	
347	JAPAN	354	451	999	1777	
354	NETHRLNDS			100	498	
360	ISRAEL			24	192	
375	SWEDEN			15	158	
376	SWITZRLND	6	60	28	292	
389	IRELAND	41	730	59	911	
400	U STATES	2615	12853	11957	41012	
		16317	84860	53393	299117	
CLTHG WVN WOOL OUTER	MENS BOYS	LB				3326
100	U KINGDOM	10823	78746	94340	654722	
231	HONG KONG	6	54	29	284	
306	BELGIUM			86	431	
327	FRANCE	90	1468	215	2033	
335	GERMANY W	16105	39000	21893	64308	
344	ITALY	245	1718	706	5014	
347	JAPAN	624	1069	4767	4795	
354	NETHRLNDS	140	566	596	2382	
360	ISRAEL	211	879	211	879	
375	SWEDEN	49	138	311	1105	
376	SWITZRLND	399	2697	574	3390	
389	IRELAND	120	1325	130	1497	
400	U STATES	5424	3077	19113	59494	
		34236	130737	142971	800334	
CLTHG NOP WOOL KNIT	INFTS CHLD	LB				3327
100	U KINGDOM	19586	93448	51369	250581	
231	HONG KONG	300	1028	325	1084	
305	AUSTRIA	48	416	164	1635	
306	BELGIUM	1503	8781	6839	42266	
318	DENMARK			8	50	
327	FRANCE			80	280	
335	GERMANY W	313	1201	1317	6413	
344	ITALY	1057	2929	2835	9315	
347	JAPAN	245	383	2505	8152	
354	NETHRLNDS	1098	5546	1744	7261	
372	SPAIN			970	6173	
376	SWITZRLND	176	883	524	3439	
400	U STATES	1468	7100	3918	17390	
		25794	121715	72598	354041	
CLTHG NOP WOOL KNIT	WOMNS GRLS	LB				3328
100	U KINGDOM	58761	409583	287606	2205080	
231	HONG KONG	387	1181	431	1832	
234	AUSTRALIA	21	112	51	362	
305	AUSTRIA	2265	23919	21485	238955	
306	BELGIUM	1837	6675	4527	17338	
318	DENMARK	5	62	236	2777	
326	FINLAND			47	334	
327	FRANCE	501	6515	1946	22655	
335	GERMANY W	1320	8444	7971	58992	
344	ITALY	6620	47224	31084	249441	
347	JAPAN	13343	40217	23284	71494	
354	NETHRLNDS			346	1032	
359	NORWAY			453	2967	
360	ISRAEL	74	742	160	1754	
375	SWEDEN	30	228	33	313	
376	SWITZRLND	811	8279	5714	58159	
389	IRELAND			103	917	
400	U STATES	6382	40395	19233	125826	
		92357	593576	404710	3060228	
CLTHG NOP WOOL KNIT	MENS BOYS	LB				3329
100	U KINGDOM	27662	146228	82782	473723	
305	AUSTRIA	554	3242	2846	21153	
306	BELGIUM	11	75	259	1002	
318	DENMARK	22	202	40	433	
326	FINLAND			88	598	
327	FRANCE	122	780	382	2712	
335	GERMANY W	386	2848	1845	11115	
344	ITALY	3373	18272	18309	62133	
347	JAPAN	884	3445	4400	14348	
354	NETHRLNDS			162	499	
359	NORWAY	71	148	1483	3762	
360	ISRAEL	48	152	48	152	
376	SWITZRLND	730	5977	1449	12855	
389	IRELAND	161	369	170	447	
400	U STATES	2033	7815	6862	28330	
		36057	189553	121125	633262	
BELTING OF CAMELS HAIR		LB				3341
100	U KINGDOM			1058	2428	
				1058	2428	
BLANKETS N O P WOOL		LB				3342
100	U KINGDOM	32646	46471	205809	299993	
305	AUSTRIA			56	106	
306	BELGIUM	132	366	2943	3407	
344	ITALY	100	349	1337	2153	
347	JAPAN	586	393	586	393	
352	MEXICO			629	616	
354	NETHRLNDS	5124	5624	12299	13517	
359	NORWAY			90	107	
375	SWEDEN			123	170	
400	U STATES	10151	12673	63922	79944	
		48739	65876	287794	400406	
FELT PRESSED		LB				3343
100	U KINGDOM	480	985	5723	12653	
335	GERMANY W	551	832	4855	7307	

IMPORTS INTO CANADA FOR CONSUMPTION

Articles and Countries from which Imported	MONTH OF AUGUST 1958		EIGHT MONTHS ENDED AUGUST 1958		Class Number
	Quantities	Values (\$)	Quantities	Values (\$)	
400 U STATES	4075	5936	32321	44107	
RUGS RAILWAY STEAMER AND AUTO	5106	7753	42899	64067	3344
100 U KINGDOM	13721	22995	46104	108807	
305 AUSTRIA			69	147	
335 GERMANY W			159	730	
344 ITALY	26645	15003	201367	108811	
347 JAPAN			645	272	
354 NETHRLNDS	170	166	212	220	
359 NORWAY			46	102	
400 U STATES	50	107	1091	1121	
WOOL MANUFACTURES N O P	40586	38271	249693	220210	3345
100 U KINGDOM	3734	6871	11771	38197	
306 BELGIUM	298	514	2300	4433	
318 DENMARK			45	146	
327 FRANCE			182	547	
335 GERMANY W	122	256	2562	5227	
344 ITALY	17	120	277	1647	
347 JAPAN	163	247	707	1140	
354 NETHRLNDS	195	237	415	672	
375 SWEDEN			109	306	
376 SWITZRLND			258	746	
400 U STATES	17755	27563	104673	202849	
YARN SYNTHETIC ACETATE SINGLES	22284	35808	123299	255910	3360
100 U KINGDOM			8537	5838	
335 GERMANY W			26085	28131	
400 U STATES			16632	10741	
YARNS SYNTHETIC SINGLES N O P			51254	44710	3361
100 U KINGDOM	3719	2440	83669	51820	
335 GERMANY W			6850	7928	
344 ITALY	8819	4160	11023	5189	
376 SWITZRLND			201	167	
400 U STATES	69727	45317	178722	154216	
YARNS THREADS SYNTHETIC N O P	82265	51917	280465	219320	3362
100 U KINGDOM	1130	1967	21325	27800	
327 FRANCE	565	1838	13727	27721	
335 GERMANY W	9327	13863	57181	89138	
344 ITALY	4646	7204	9143	17749	
347 JAPAN	25000	10164	31280	14432	
354 NETHRLNDS	441	809	12539	12359	
376 SWITZRLND	28	65	1361	1373	
400 U STATES	125823	185384	1004233	1305091	
YARN SYNTHETIC FOR PILE FABRIC	166960	221294	1150789	1495663	3363
400 U STATES			131	253	
YARNS SYNTHETIC ACETATE TWIST			131	253	3364
100 U KINGDOM	986	1188	1537	2153	
400 U STATES	86362	82739	404987	385321	
STAPLE FIBRES SYNTHETIC	87348	83927	406524	387474	3365
100 U KINGDOM	10024	4479	442545	161819	
305 AUSTRIA	34841	9504	350247	93004	
309 BRAZIL	460	214	460	214	
316 CUBA	122650	51206	609124	244245	
327 FRANCE	532	493	2770	2700	
335 GERMANY W	30387	22687	201926	91579	
344 ITALY	7000	2206	88938	25886	
400 U STATES	335674	180546	2455315	1653937	
TOPS OF SYNTHETIC FIBRES	541568	271335	4151325	2273384	3366
100 U KINGDOM	12498	5310	79925	42033	
335 GERMANY W	24056	13331	273823	150414	
400 U STATES	20869	18801	169640	180392	
WASTE SHORT FIBRE SYNTHETIC	57423	37442	523388	372839	3367
100 U KINGDOM	1087	452	1167	522	
327 FRANCE			364	580	
400 U STATES	50692	21362	564844	254341	
YARNS FROM POLYAMIDES NYLON	51779	21814	566375	255443	3368
100 U KINGDOM	186	901	3282	10129	
327 FRANCE	127	918	5790	15218	
335 GERMANY W			3214	7348	
354 NETHRLNDS	5016	24076	5016	24076	
400 U STATES	78476	209885	371549	1123051	
YARN SYNTHETIC FOR TIRE FABRIC	83805	235780	386851	1179822	3369
316 CUBA	60711	31929	436089	230078	
400 U STATES	37829	23007	517494	307430	
KNITTED FABRIC SYNTHETIC FIBRE	98540	54936	953583	537508	3371
100 U KINGDOM	202	447	33990	55029	
305 AUSTRIA			10	69	
327 FRANCE	44	277	208	985	
335 GERMANY W			55	301	
344 ITALY	174	353	189	456	
376 SWITZRLND	404	1343	1110	3490	
400 U STATES	83801	238755	380109	1057559	
FABRICS SYNTHETIC FIBRE N O P	84625	241175	415671	1117889	3372
100 U KINGDOM	27581	52780	268355	450527	

IMPORTS INTO CANADA FOR CONSUMPTION

Articles and Countries from which Imported	MONTH OF AUGUST 1958		EIGHT MONTHS ENDED AUGUST 1958		Class Number
	Quantities	Values (\$)	Quantities	Values (\$)	
231 HONG KONG	245	1508	1145	4345	
305 AUSTRIA	17412	24560	46708	67759	
306 BELGIUM	3539	6087	17469	27105	
313 CHINA			16	118	
317 CZECHO S			28	50	
327 FRANCE	3506	20357	17873	87891	
335 GERMANY W	83145	124376	514862	825678	
344 ITALY	38967	57021	270674	365753	
347 JAPAN	27018	27483	185577	270160	
354 NETHRLNOS	13995	21900	117837	182541	
372 SPAIN	609	1833	3522	9009	
375 SWEODEN	48	89	353	1609	
376 SWITZRLND	4002	22998	19575	82457	
400 U STATES	748476	1610968	5812568	13235664	
	968543	1971960	7276562	15610666	
RIBBONS OF SYNTHETIC FIBRES	LB				3373
100 U KINGDOM	1102	2880	10347	26924	
317 CZECHO S	123	210	2863	2540	
327 FRANCE	1554	6356	10058	35024	
335 GERMANY W	197	822	2874	11264	
344 ITALY			14	215	
347 JAPAN	9613	7668	59930	47582	
376 SWITZRLND	6524	18063	18190	58182	
400 U STATES	34105	69032	270232	559101	
	53218	105031	374508	740832	
STOCKINGS NYLON WOMENS	OZ PR				3376
100 U KINGDOM	26537	102966	226791	993848	
305 AUSTRIA	25	139	140	909	
327 FRANCE	160	1246	605	5213	
335 GERMANY W	174	1077	680	4380	
344 ITALY	500	1750	789	3202	
347 JAPAN	600	1512	2550	7278	
354 NETHRLNDS	97	456	572	3497	
400 U STATES	14725	79668	91055	500260	
	42818	188814	323182	1518587	
STOCKINGS SYNTHETIC MENS BOYS	DZ PR				3378
100 U KINGDOM	749	5461	10298	61298	
327 FRANCE	10	68	1681	12257	
335 GERMANY W			114	612	
344 ITALY	94	790	225	1499	
376 SWITZRLND	23	211	497	4428	
400 U STATES	7486	31904	75969	295374	
	8362	38434	88784	375468	
STOCKINGS SYNTHETIC FIBRE NOP	DZ PR				3379
100 U KINGDOM	3574	9146	25256	64436	
305 AUSTRIA			110	681	
335 GERMANY W	67	593	593	4065	
354 NETHRLNDS			65	207	
400 U STATES	6457	23380	51130	191187	
	10098	33119	77154	260576	
GLOVES OF SYNTHETIC FIBRES	DZ PR				3380
100 U KINGDOM	127	1210	1687	19574	
231 HONG KONG	8487	38254	111305	383140	
232 MALTA			251	2192	
305 AUSTRIA			502	3231	
317 CZECHO S	602	2358	5846	23101	
327 FRANCE			665	3634	
335 GERMANY W	2415	14608	19961	119843	
344 ITALY	1572	9733	16507	68015	
347 JAPAN	12555	41754	116042	338142	
400 U STATES	2851	22726	12610	105923	
	28609	130643	285376	1066795	
CLOTHING NOP WOVEN SYNTH FIBRE	OZ				3383
100 U KINGDOM	25257	7462	149548	52561	
225 TRINIDAD			576	156	
231 HONG KONG	173418	15982	639494	61240	
305 AUSTRIA	2522	1140	24826	12056	
306 BELGIUM			544	344	
313 CHINA	512	177	512	177	
318 DENMARK			941	319	
327 FRANCE	35311	13336	90494	39915	
335 GERMANY W	44558	6972	99175	27693	
344 ITALY	101274	19764	398066	122670	
347 JAPAN	4929413	295866	23432253	1504272	
354 NETHRLNOS			385	160	
359 NORWAY			120	99	
360 ISRAEL			107883	47240	
372 SPAIN	223	206	1484	1484	
375 SWEODEN			952	283	
376 SWITZRLND	3767	2704	17999	12621	
400 U STATES	682921	154662	4814187	1313861	
	5999176	518271	29779439	3197151	
DRESSES WVN SYNT WOMENS CHLONS	NO				3384
100 U KINGDOM	230	8694	755	23092	
231 HONG KONG			3678	3415	
305 AUSTRIA			14	330	
306 BELGIUM	32	68	291	3348	
327 FRANCE	168	9470	444	20360	
335 GERMANY W	32	1176	151	2438	
336 GREECE	13	519	13	519	
344 ITALY	32	1205	40	1850	
347 JAPAN			12168	4385	
352 MEXICO			360	1192	
354 NETHRLNDS			18	242	
375 SWEODEN			47	995	
376 SWITZRLND	100	5142	343	14566	

IMPORTS INTO CANADA FOR CONSUMPTION

Articles and Countries from which Imported	MONTH OF AUGUST 1958		EIGHT MONTHS ENDED AUGUST 1958		Class Number
	Quantities	Values (\$)	Quantities	Values (\$)	
400 U STATES	24127	163984	154677	948738	
UNDERWEAR KNITTED SYNTHETIC	24734	190258	172999	1025470	
100 U KINGDOM	LB 5010	12765	19122	52915	3385
231 HONG KONG			95	194	
335 GERMANY W			328	831	
347 JAPAN	3681	8556	7328	18466	
376 SWITZRLND	185	445	201	690	
400 U STATES	2385	7440	23648	90910	
CLTHG SYNT FIB KNIT INFTS CHLD	11261	29206	50722	164006	
100 U KINGDOM	LB 805	2543	2123	6704	3386
305 AUSTRIA			20	131	
306 BELGIUM			1104	3753	
347 JAPAN	1348	1100	5013	4443	
400 U STATES	2462	9221	9281	37942	
CLTHG SYNT FIB KNIT WOMNS GRLS	4615	12864	17541	52973	
100 U KINGDOM	LB 1204	4999	5080	22230	3387
231 HONG KONG		498	189	498	
305 AUSTRIA	189	2536	1852	14484	
306 BELGIUM	387		59	892	
327 FRANCE			300	4668	
335 GERMANY W	68	427	215	1574	
344 ITALY	57	540	318	1931	
347 JAPAN	31	119	408	2050	
354 NETHRLNDS	521	1308	1673	4619	
376 SWITZRLND			474	3062	
400 U STATES	22208	102768	111646	492677	
CLTHG SYNTH FIB KNIT MENS BOYS	24665	113195	122214	548685	
100 U KINGDOM	LB 164	938	7275	16867	3388
231 HONG KONG	247	851	619	1052	
305 AUSTRIA			235	1960	
327 FRANCE	4	64	69	891	
335 GERMANY W			169	793	
344 ITALY	818	1799	918	2118	
347 JAPAN			38943	28700	
359 NORWAY			15	66	
376 SWITZRLND			123	2071	
400 U STATES	11536	20072	36777	107773	
CURTAINS OF SYNTHETIC FIBRE	12769	23724	85143	162291	
100 U KINGDOM	OZ 8496	1033	69478	10670	3390
376 SWITZRLND			3488	998	
400 U STATES	485599	86038	4702537	820976	
HANDKERCHIEFS SYNTHETIC FIBRE	494095	87071	4775503	832644	
100 U KINGDOM	OZ		1555	306	3391
231 HONG KONG			992	89	
347 JAPAN			121472	6228	
372 SPAIN	2240	483	2240	483	
376 SWITZRLND	719	640	3183	3055	
400 U STATES	6744	2514	16144	6204	
SYNTHETIC FIBRE MANUFACTRS NOP	9703	3637	145586	16365	
100 U KINGDOM	OZ 197393	22708	2826537	196602	3392
231 HONG KONG	3040	197	20939	1241	
305 AUSTRIA	144	96	1156	897	
306 BELGIUM	192	96	1354	301	
327 FRANCE	10374	5203	135783	27953	
335 GERMANY W	9141	1682	170734	29224	
344 ITALY	269886	17900	1538417	102598	
347 JAPAN	1004649	46094	6857596	336162	
354 NETHRLNDS	38996	1487	86604	7053	
375 SWEDEN	1449	487	5729	2708	
376 SWITZRLND	4543	1260	47714	18025	
390 GERMANY E			189	159	
400 U STATES	2984200	372871	25268360	2889040	
SYNTH FIBRE FOR ELEC APPARATUS	4524007	470081	36961112	3611963	
100 U KINGDOM	OZ 1040	120	28523	3596	3393
400 U STATES	25847	3774	431207	87737	
HAIR CLOTH	26887	3894	459730	91333	
100 U KINGDOM		6505		58041	3401
306 BELGIUM		838		838	
400 U STATES		951		4727	
KAPOK		8294		63606	
215 INDIA	CWT		128	2223	3411
354 NETHRLNDS			1009	20695	
355 INDONESIA			220	6243	
371 THAILAND	224	4928	1083	23955	
400 U STATES	238	5775	1457	44213	
MANILA FIBRE	462	10703	3897	97329	
337 GUATEMALA	CWT		1353	31954	3412
364 PHIL	280	5018	12830	244407	
400 U STATES	901	19549	7416	157762	
SISAL ISTLE TAMPICO FIBRE	1181	24567	21599	434123	
203 B E AFR	CWT				3413
309 BRAZIL	5405	38200	22936	180207	
320 DOM REP	6436	45944	93855	689243	
338 HAITI	7007	49346	1281	10073	
			75174	529352	

IMPORTS INTO CANADA FOR CONSUMPTION

Articles and Countries from which Imported	MONTH OF AUGUST 1958		EIGHT MONTHS ENDED AUGUST 1958		Class Number	
	Quantities	Values (\$)	Quantities	Values (\$)		
352 MEXICO	4034	29371	28369	216710	3414	
394 PORT E AFRICA			1119	7909		
400 U STATES	16636	105783	220624	1743098		
VEGETABLE FIBRE N O P	39518	268644	443358	3376592		
100 U KINGDOM	CWT 61	1355	245	5932	3414	
215 INDIA			226	1649		
221 BR GUIANA			18	130		
231 HONG KONG	1	88	1	88		
309 BRAZIL			906	4370		
313 CHINA	22	733	22	733		
333 MADAGASCAR			49	1733		
352 MEXICO			805	4655		
353 MOROCCO			225	1265		
376 SWITZERLAND	3	364	3	364		
400 U STATES	33	794	2440	31238		
	120	3334	4940	52157		
BALER TWINE	CWT					3420
100 U KINGDOM	200	2861	25204	353113		
306 BELGIUM	871	7244	14661	178830		
316 CUBA			11040	134175		
318 DENMARK			22272	299673		
335 GERMANY W			160	2258		
352 MEXICO	360	5197	7620	82335		
354 NETHRLNDS			19332	242614		
366 PORTUGAL	14	195	16364	195950		
400 U STATES	10	160	87	1201		
	1455	15657	116740	1490149		
GRASSES SEAWEED MOSSES BAGASSE					3421	
100 U KINGDOM		8607		39808		
231 HONG KONG				1799		
318 DENMARK				1504		
335 GERMANY W				122		
344 ITALY		451		1354		
347 JAPAN		380		10174		
352 MEXICO		1972		1972		
354 NETHRLNDS				1722		
359 NORWAY				696		
383 HAWAII				147		
400 U STATES		13429		104664		
		24839		163962		
BINDER TWINE	CWT				3422	
100 U KINGDOM	100	1402	1818	26308		
306 BELGIUM			5288	64030		
318 DENMARK			9605	125735		
335 GERMANY W			1327	16044		
352 MEXICO			398	5707		
354 NETHRLNDS			7145	92074		
366 PORTUGAL	25	302	2647	31223		
	125	1704	28228	361121		
COIR AND COIR YARN	CWT				3423	
100 U KINGDOM			57	855		
215 INDIA			2079	19287		
400 U STATES			35	463		
			2171	20605		
MATS RUGS N O P OF COCOA FIBRE	SQ YD				3424	
100 U KINGDOM			2405	2270		
203 BR E AFR			716	476		
215 INDIA	17044	8043	73858	37380		
335 GERMANY W			122	205		
354 NETHRLNDS	1452	1617	6103	6173		
	18496	9660	83204	46504		
STRAW OR PAPER CARPETING RUGS					3425	
223 BARBADOS				70		
228 LEEWIND				73		
231 HONG KONG		758		8329		
347 JAPAN		152		20633		
383 HAWAII				235		
400 U STATES		785		13612		
		1695		42952		
VEGETABLE FIBRES FOR BRUSHES	CWT				3428	
100 U KINGDOM	32	526	1176	34998		
215 INDIA			191	950		
231 HONG KONG	23	923	23	923		
304 ARGENTINA	1	186	11	2339		
306 BELGIUM	20	805	506	7845		
352 MEXICO	176	9066	2194	115138		
354 NETHRLNDS	292	3590	968	12976		
400 U STATES	321	19084	2564	133932		
	865	34180	7633	309101		
MATS CUT PILE OF COCOA FIBRE	SQ FT				3429	
100 U KINGDOM			4924	724		
215 INDIA	87554	13159	402053	64669		
354 NETHRLNDS	583	252	2066	877		
400 U STATES	383	239	383	239		
	88520	13650	409426	66509		
WASTE FOR FURTHER PREPARATION	CWT				3451	
100 U KINGDOM	1653	19641	12947	265377		
215 INDIA	874	11470	2302	29217		
216 PAKISTAN	325	2402	1726	8892		
231 HONG KONG			224	976		
236 NEW ZEAL	18	618	34	1517		
306 BELGIUM	111	463	5205	41883		
335 GERMANY W	95	3916	616	10731		
338 HAITI			1576	10987		
344 ITALY	1103	7683	2561	17843		

IMPORTS INTO CANADA FOR CONSUMPTION

Articles and Countries from which Imported	MONTH OF AUGUST 1958		EIGHT MONTHS ENDED AUGUST 1958		Class Number
	Quantities	Values (\$)	Quantities	Values (\$)	
347 JAPAN	41	634	41	634	
352 MEXICO			1094	6145	
354 NETHRLNDS	515	9713	7633	97920	
375 SWEDEN			444	3044	
384 P RICO	129	1778	537	6172	
386 URUGUAY			15	556	
400 U STATES	35880	213257	293062	2230360	
WASTE FOR WIPING RAGS N O P	40744	271575	330017	2732254	
100 U KINGDOM	CWT 264	4010	2917	59580	3452
234 AUSTRALIA	11	309	214	4016	
306 BELGIUM	245	4069	1988	27042	
335 GERMANY W			208	2972	
347 JAPAN	712	7625	1012	12187	
354 NETHRLNDS			1752	22778	
375 SWEDEN			356	6668	
389 IRELAND			43	194	
400 U STATES	26664	174642	192643	1548965	
WASTE GARNETTED READY FOR USE	27896	190655	201133	1684402	
100 U KINGDOM	LB		28347	4704	3453
327 FRANCE			4550	4819	
347 JAPAN	18350	2081	123567	12672	
354 NETHRLNDS	2000	237	2000	237	
400 U STATES	132586	16561	1122853	158586	
BATTS BATTING WADDING N O P	152936	18879	1281317	181018	
100 U KINGDOM	LB		415	198	3454
400 U STATES	34730	18365	243158	112674	
FISH NETS NETTINGS COMMERCIAL	34730	18365	243573	112872	
100 U KINGDOM	LB				3460
318 DENMARK	26010	55092	500029	776100	
335 GERMANY W	1663	6299	6385	29050	
347 JAPAN	29759	37018	970	1922	
354 NETHRLNDS	5022	17945	291954	456056	
359 NORWAY			48548	86207	
400 U STATES	12552	25275	558	936	
FISHING LINES COMMERCIAL	75006	141629	77768	148884	
100 U KINGDOM	LB		926212	1499155	3461
318 DENMARK	22608	12729	321517	226104	
335 GERMANY W			200	104	
347 JAPAN	982	2321	6133	15209	
354 NETHRLNDS			20453	24682	
359 NORWAY			25507	8252	
389 IRELAND			13780	9313	
400 U STATES	19682	20256	2725	791	
CORDAGE MANILA OVER 1 IN CIRC	43272	35306	203341	236329	
100 U KINGDOM	LB		593656	520784	3463
318 DENMARK	145465	34783	1161600	300015	
347 JAPAN	978	242	24281	5032	
352 MEXICO			978	242	
364 PHIL			34949	5370	
366 PORTUGAL	9327	1081	45000	9534	
389 IRELAND			46429	5636	
400 U STATES	4576	1550	6685	1582	
CORDAGE COMMERCIAL FISH NET	160346	37656	37636	14108	
100 U KINGDOM	LB		1357558	341519	3464
306 BELGIUM	34590	8261	644142	158809	
318 DENMARK			102257	23647	
335 GERMANY W			186755	43406	
347 JAPAN			30811	8896	
352 MEXICO			16754	25635	
354 NETHRLNDS			35204	5409	
364 PHIL			206014	41146	
389 IRELAND			27791	5634	
400 U STATES			44397	12269	
CORDAGE OVER 1 INCH NOP	34590	8261	15491	19524	
100 U KINGDOM	LB		1309616	344375	3465
220 BERMUDA	9288	2403	253875	67756	
354 NETHRLNDS			4000	153	
400 U STATES	15757	3614	9480	1535	
COTTON FABRIC RUBBERIZED	25045	6017	108163	25265	
100 U KINGDOM	LB		375518	94709	3472
335 GERMANY W	123	123	10443	7581	
354 NETHRLNDS	400	360	2739	3460	
400 U STATES	60936	42995	180	167	
COTTON WINDOW SHADE CLOTH	61459	43478	453496	318454	
100 U KINGDOM	LB		466858	329662	3473
400 U STATES	1586	2950	4161	3389	
COTTON FABRICS COATED N O P	1586	2950	10387	17380	
100 U KINGDOM	LB		14548	20769	3474
306 BELGIUM	25240	23665	227243	233874	
327 FRANCE			582	1336	
335 GERMANY W	7492	5662	4551	4489	
347 JAPAN			45023	40484	
354 NETHRLNDS	3360	5350	4583	2647	
376 SWITZRLND	298	682	10244	10712	
400 U STATES	427182	393897	1399	3736	
	463572	429256	3388687	3192837	
			3682312	3490115	

IMPORTS INTO CANADA FOR CONSUMPTION

Articles and Countries from which Imported	MONTH OF AUGUST 1958		EIGHT MONTHS ENDED AUGUST 1958		Class Number
	Quantities	Values (\$)	Quantities	Values (\$)	
ARTISTS CANVAS COATED PREPARED 100 U KINGDOM 306 BELGIUM 327 FRANCE 354 NETHRLNDS 400 U STATES		361		448 900 201 440 6307	3475
		654		8296	
CANVAS FLAX FOR TENTS AWNINGS 100 U KINGDOM 327 FRANCE 400 U STATES	LB 3724	2002	42775 1505 412	27178 763 798	3476
	3724	2002	44692	28739	
FABRICS JUTE COATED 100 U KINGDOM 400 U STATES	LB 388	312	5046 91202	1853 25823	3478
	388	312	96248	27676	
FABRICS VEG FIBRE COATED 100 U KINGDOM 306 BELGIUM 327 FRANCE 347 JAPAN 400 U STATES	LB 6181	2573	188159 50 4563	92250 56 1835	3479
			506404 25167 22635	79849 298257	
		34661	969200	472247	
FABRICS FOR BRATTICE CLOTH 100 U KINGDOM 400 U STATES	LB 117584 1407	16067 793	406329 9701	55652 2903	3480
	118991	16860	416030	58555	
FABRICS SILK COATED 400 U STATES	LB 865	4131	6197	31805	3481
	865	4131	6197	31805	
FABRICS WOOL COATED 305 AUSTRIA 306 BELGIUM 335 GERMANY 400 U STATES	LB 900 2873 1355	1642 5860 2602	128 8265 32081 41093	238 14004 59326 39103	3483
	5128	10104	81567	112671	
FABRICS SYNTHETIC FIBRE COATED 100 U KINGDOM 306 BELGIUM 327 FRANCE 335 GERMANY 347 JAPAN 400 U STATES	LB 3585 43044	4825 40942	24687 303675 86 83 4920	21477 311013 368 163 1128	3484
			1597151	2336008	
	237904	318493	1930602	2670157	
OILCLOTH FLOOR LINOLEUM 100 U KINGDOM 400 U STATES	LB 2039496 875357	275072 172047	23092822 7770604	2996240 1440328	3485
	2914853	447119	30863426	4436568	
OILCLOTH CARRIAGE SHELF TABLE 100 U KINGDOM 400 U STATES	LB 5590 10477	4175 9471	23210 105909	17429 68819	3486
	16067	13646	129119	86248	
TYPEWRITER RIBBONS 100 U KINGDOM 305 AUSTRIA 327 FRANCE 400 U STATES	LB 693 4	1086 63	4672 2687 280	10222 7261 440	3487
	519	3500	2889	24936	
	1216	4649	10528	42859	
FABRICS COTTON TO COVER RUBBER 100 U KINGDOM 400 U STATES	LB 5218 276	6498 357	39541 10353	53797 14501	3488
	5494	6855	49894	68298	
CORO TIRE FABRICS SYNTH FIBRE 400 U STATES	LB 81140	67153	373007	376060	3489
	81140	67153	373007	376060	
LACE EMBROIDERIES BOBBINET NO P 100 U KINGDOM 215 INDIA 231 HONG KONG 305 AUSTRIA 306 BELGIUM 327 FRANCE 335 GERMANY 340 HUNGARY 344 ITALY 347 JAPAN 354 NETHRLNDS 367 AZORES 372 SPAIN 376 SWITZRLND 400 U STATES	LB 2507 357	12233 960	22680 869 545	130680 2286 1880	3501
	508	2639	1846	14558	
	3354	36125	32699	333362	
	81	610	1463	7154	
			2	294	
	485	1664	2655	6985	
	981	1436	25119	30251	
			535	1274	
	20	419	164	1114	
			35	339	
	296	3240	2063	27503	
	40783	162872	322068	1306273	
	49372	222198	412789	1864586	
CORSETS GIROLES BRASSIERES 100 U KINGDOM 225 TRINIDAO 231 HONG KONG 327 FRANCE 335 GERMANY 347 JAPAN 354 NETHRLNDS 400 U STATES		1372		3259 12469 4321 293	3510
		251		1669	
		223		125329	
		15867		549	
		363		623357	
		61580		771246	
		79656			
BRACES OR SUSPENDERS AND PARTS 100 U KINGDOM 327 FRANCE 335 GERMANY		1724		7735 293	3511
		10395		44926	

IMPORTS INTO CANADA FOR CONSUMPTION

Articles and Countries from which Imported	MONTH OF AUGUST 1958		EIGHT MONTHS ENDED AUGUST 1958		Class Number
	Quantities	Values (\$)	Quantities	Values (\$)	
344 ITALY				117	
354 NETHRLNDS		1920		1920	
400 U STATES		5546		28933	
CHURCH VESTMENTS ANY MATERIAL		19585		83924	3512
100 U KINGDOM		1876		15184	
306 BELGIUM				2606	
327 FRANCE		6696		65296	
335 GERMANY W				423	
344 ITALY		646		2855	
347 JAPAN				185	
360 ISRAEL				75	
372 SPAIN				475	
376 SWITZRLND				574	
390 GERMANY E				965	
400 U STATES		12146		52588	
GARMENTS KNITTED N O P		21364		141226	3514
100 U KINGDOM	LB		1110	6331	
335 GERMANY W			1727	3076	
344 ITALY	20	550	88	1647	
347 JAPAN			2050	1779	
400 U STATES			817	3410	
GLOVES MITTS AND MITTENS N O P	DZ PR	20	550	5792	3515
100 U KINGDOM		289	1134	1157	6460
231 HONG KONG		300	922	6762	22675
305 AUSTRIA		5	268	5	268
327 FRANCE				48	1035
335 GERMANY W		131	623	226	1064
344 ITALY		42	714	434	1666
347 JAPAN		915	6522	15005	37571
400 U STATES		3095	18376	19206	88880
BERETS OF WOOL KNITTED FULLED	DOZ	4777	28559	42843	3516
100 U KINGDOM		1407	6163	6991	32982
327 FRANCE				1664	5428
344 ITALY		850	5684	856	5758
400 U STATES				23	167
CAPS BONNETS BERETS N O P	DOZ	2257	11847	9534	3517
100 U KINGDOM		1259	10054	21700	112819
231 HONG KONG		200	749	442	1477
305 AUSTRIA				3	58
306 BELGIUM		41	246	94	484
318 DENMARK				82	479
327 FRANCE		13	568	1072	6478
335 GERMANY W		41	726	5326	16553
344 ITALY		709	5943	1782	18840
347 JAPAN		7287	19343	140902	172203
359 NORWAY		158	1332	245	2476
376 SWITZRLND		139	2237	416	5405
400 U STATES		22374	118192	108044	372256
HATS OF FUR FELT MENS	DOZ	32221	159390	280108	3518
100 U KINGDOM		296	13986	942	44498
305 AUSTRIA				8	53
306 BELGIUM				13	646
327 FRANCE		1	264	1	264
335 GERMANY W		7	222	7	222
344 ITALY				168	13135
400 U STATES		46	2789	184	10435
HATS OF WOOL FELT	DOZ	350	17261	1323	3519
100 U KINGDOM		281	5160	791	12940
231 HONG KONG				1000	3489
305 AUSTRIA		7	426	10	602
306 BELGIUM				18	243
335 GERMANY W				19	389
400 U STATES		1179	20603	1764	30613
HATS OF FUR FELT WOMENS	DOZ	1467	26189	3602	3520
100 U KINGDOM		186	6408	358	12247
305 AUSTRIA		32	1192	48	1945
318 DENMARK				2	98
327 FRANCE		24	1719	294	12656
335 GERMANY W		1	51	155	4155
344 ITALY		49	1864	135	4883
354 NETHRLNDS				9	272
376 SWITZRLND		19	1636	67	4101
400 U STATES		494	26213	719	37604
HATS N O P	DOZ	805	39083	1787	3521
100 U KINGDOM		453	6529	1174	27013
224 JAMAICA				50	689
231 HONG KONG				573	1911
305 AUSTRIA				16	928
306 BELGIUM				4	83
318 DENMARK				11	287
327 FRANCE		659	14038	3799	87472
335 GERMANY W		303	5850	1154	30478
344 ITALY		83	1946	2040	19738
347 JAPAN				1640	4333
352 MEXICO				2475	2969
354 NETHRLNDS		12	277	48	2483
359 NORWAY				21	252

IMPORTS INTO CANADA FOR CONSUMPTION

Articles and Countries from which Imported	MONTH OF AUGUST 1958		EIGHT MONTHS ENDED AUGUST 1958		Class Number
	Quantities	Values (\$)	Quantities	Values (\$)	
372 SPAIN			20	114	
376 SWITZRLND	48	3893	652	18735	
390 GERMANY E			56	1256	
400 U STATES	7744	144207	55280	1063693	
FIREMENS AND OTHER HELMETS	9307	176740	69713	1262434	3522
100 U KINGDOM		2573		5963	
335 GERMANY W		4114		15136	
354 NETHRLNDS				316	
400 U STATES		30797		268601	
KNITTED GOODS N O P		37484		290016	3524
100 U KINGDOM	LB 216	502	3626	7013	
231 HONG KONG			240	589	
335 GERMANY W	1450	2799	1584	3370	
344 ITALY			261	1022	
347 JAPAN	512	979	8349	8344	
354 NETHRLNDS			230	185	
376 SWITZRLND	40	175	73	335	
400 U STATES	23387	38020	215352	395876	
CHENILLE YARNS AND CORDS	25605	42475	229715	416734	3548
400 U STATES	LB		6237	6654	
USED BAGS OF VEGETABLE FIBRE			6237	6654	3550
100 U KINGDOM		109		711	
400 U STATES		2219		33522	
BELTING N O P		2328		34233	3551
100 U KINGDOM	LB 1704	3496	12597	21265	
335 GERMANY W			198	464	
400 U STATES	2138	4996	42431	75201	
BLANKETS FOR PRINTING PRESSES	3842	8492	55226	96930	3552
100 U KINGDOM		2253		37963	
335 GERMANY W				2022	
384 P RICO		1543		5633	
400 U STATES		36345		314130	
BRAIDS CORDS FRINGES NOP		40141		359748	3553
100 U KINGDOM		2051		14471	
305 AUSTRIA				199	
317 CZECHO S				1134	
327 FRANCE		1062		6659	
335 GERMANY W		2204		15750	
344 ITALY				4321	
347 JAPAN		675		4040	
354 NETHRLNDS				438	
375 SWEDEN				628	
376 SWITZRLND		1420		5398	
400 U STATES		55212		502001	
CARPETS N O P		62624		555039	3554
100 U KINGDOM	SQ FT 163675	22014	861871	125713	
215 INDIA	1345	1052	10301	1564	
234 AUSTRALIA			240	80	
306 BELGIUM	67803	12947	704326	130530	
318 DENMARK	2110	228	3193	1083	
335 GERMANY W	812	234	2432	863	
344 ITALY	8468	1919	73444	16359	
347 JAPAN	57563	12249	355683	51870	
354 NETHRLNDS			13110	4272	
375 SWEDEN	782	449	4215	2219	
400 U STATES	93515	43015	959488	437174	
CURTAINS N O P	396073	94107	2988303	771727	3557
100 U KINGDOM		484		3373	
375 SWEDEN				670	
400 U STATES		5962		40504	
HAT BRAIDS NOT OVER 6 INCHES		6446		44547	3559
100 U KINGDOM				73	
327 FRANCE				54	
335 GERMANY W				116	
344 ITALY		2598		6109	
347 JAPAN				132	
376 SWITZRLND		19815		155996	
400 U STATES		453		24012	
HAT SWEATS CAP PEAKS AND BANDS		22866		186492	3560
100 U KINGDOM		437		3597	
306 BELGIUM		1594		2235	
335 GERMANY W				4074	
347 JAPAN		7669		14297	
400 U STATES		39276		304890	
HOODS AND SHAPES OF FUR FELT		48976		329093	3561
100 U KINGDOM	DOZ 332	8452	1791	45000	
305 AUSTRIA	207	2284	1009	15711	
317 CZECHO S	1836	26649	11243	167242	
327 FRANCE	160	3202	1535	21157	
344 ITALY	1461	16694	9155	110653	
400 U STATES	127	2472	1606	32631	
HOODS AND SHAPES OF WOOL FELT		4123	26339	392394	3562
344 ITALY	DOZ		53	224	
			53	224	

IMPORTS INTO CANADA FOR CONSUMPTION

Articles and Countries from which Imported	MONTH OF AUGUST 1958		EIGHT MONTHS ENDED AUGUST 1958		Class Number
	Quantities	Values (\$)	Quantities	Values (\$)	
HOODS AND SHAPES KNITTED	00Z				3563
231 HONG KONG			1 470	15971	
305 AUSTRIA			115	1197	
313 CHINA			100	463	
317 CZECHO S			23	309	
321 ECUADOR			59	890	
344 ITALY			1 623	6465	
347 JAPAN	600	1581	3976	13967	
352 MEXICO	1113	1104	3329	2952	
376 SWITZRLND	42	557	2493	40401	
393 TAIWAN	200	1203	1000	6218	
400 U STATES	526	4821	14834	150886	
	2481	9266	29022	239719	
HOODS AND SHAPES N O P	00Z				3564
100 U KINGDOM	4	61	4	61	
305 AUSTRIA			22	257	
321 ECUADOR			12	220	
327 FRANCE	1	85	123	4276	
344 ITALY			35	390	
352 MEXICO			417	320	
376 SWITZRLND	68	619	1012	13177	
400 U STATES	663	5437	6161	57770	
	736	6202	7786	76471	
SURGICAL DRESSINGS					3566
100 U KINGDOM		41762		280234	
335 GERMANY W		4232		33716	
400 U STATES		53044		454035	
		99038		767985	
ELASTIC WEBBING WOVEN FOR MFRS	LB				3567
100 U KINGDOM	603	1241	3421	5737	
327 FRANCE			287	673	
335 GERMANY W	800	2129	5796	14697	
344 ITALY			2474	4876	
347 JAPAN	844	586	5246	4734	
354 NETHRLNDS			647	1380	
400 U STATES	4094	12700	58015	135293	
	6341	16656	75886	167390	
ELASTIC WEBBING WOVEN N O P	LB				3568
100 U KINGDOM	1161	2060	6052	11304	
335 GERMANY W	57	198	520	1293	
344 ITALY	258	400	10432	19379	
347 JAPAN	5425	3820	63104	43210	
354 NETHRLNDS	227	832	1343	3131	
400 U STATES	18347	29397	128222	235260	
	25475	36707	209673	313577	
WINDOW SHADES ON ROLLERS N O P					3569
400 U STATES		315		18429	
		315		18429	
CORDED RIBBONS FOR MENS HATS	LB				3570
100 U KINGDOM			4	60	
400 U STATES	2081	10567	19487	98909	
	2081	10567	19491	98969	
FABRICS FOR CARD CLOTHING	LB				3572
100 U KINGDOM			447	525	
335 GERMANY W			794	1970	
400 U STATES	200	423	1128	2330	
	200	423	2369	4825	
FIBRE OR TEXTILE PRODUCTS NOP					3573
100 U KINGDOM		864		6747	
338 HAITI				1042	
344 ITALY		143		4735	
400 U STATES		8197		82071	
		9204		94595	
BRAIDED CORD 1 IN CIRC OR LESS	LB				3574
100 U KINGDOM	259	255	1813	1876	
400 U STATES	4723	3404	38321	29218	
	4982	3659	40134	31094	
ELASTIC WEBBING BRAIDED	LB				3576
100 U KINGDOM	505	1333	2302	4282	
335 GERMANY W	577	2092	1474	3795	
344 ITALY	192	361	3874	7462	
347 JAPAN	31437	19381	264078	165518	
354 NETHRLNDS			480	1064	
360 ISRAEL			550	706	
400 U STATES	4515	9951	45516	95197	
	37226	33118	318274	278024	

IMPORTS INTO CANADA FOR CONSUMPTION

Articles and Countries from which Imported	MONTH OF AUGUST 1958		EIGHT MONTHS ENDED AUGUST 1958		Class Number	
	Quantities	Values (\$)	Quantities	Values (\$)		
<u>GROUP 4</u>						
WOOD WOOD PRODUCTS AND PAPER						
CANE REED OR RATTAN						
215 INDIA		136		6020	4002	
231 HONG KONG		150		4671		
335 GERMANY W				4661		
347 JAPAN		781		1489		
364 PHIL				3220		
400 U STATES		66		5700		
		1133		25761		
OSIERS WILLOWS AND BAMBOOS						
215 INDIA				146	4003	
231 HONG KONG		119		119		
304 ARGENTINA				4314		
311 BURMA				396		
347 JAPAN		110		5822		
354 NETHRLNDS				96		
400 U STATES		410		3819		
		639		14712		
CORKWOOD UNMANUFACTURED						
366 PORTUGAL				8256	4011	
372 SPAIN				437		
400 U STATES		1530		6925		
		1530		15618		
FENCE POSTS						
400 U STATES	NO				4021	
	2594	789	75461	20909		
	2594	789	75461	20909		
HICKORY BILLETS						
400 U STATES		9010		65472	4022	
		9010		65472		
POLES TELEGRAPH AND PILING						
400 U STATES	NO				4024	
	4683	116786	39734	1051784		
	4683	116786	39734	1051784		
RAILWAY TIES						
400 U STATES	NO				4025	
	5597	15958	79836	226348		
	5597	15958	79836	226348		
LOGS ROUND UNMANUFACTURED NOP						
400 U STATES	M FT				4026	
	11133	580566	82285	4058959		
	11133	580566	82285	4058959		
HANDLE SHINGLE BOLTS FELLOES						
400 U STATES				3288	4032	
				3288		
HUB LAST WAGON OAR GUN BLOCKS						
335 GERMANY W		76		76	4033	
344 ITALY				558		
400 U STATES		34312		326970		
		34388		327604		
TEAK AMARANTH TROPICAL WOODS						
100 U KINGDOM				4109	4041	
210 GHANA				54576		
218 MALAYA				548		
221 B GUIANA				6628		
231 HONG KONG				1310		
234 AUSTRALIA		3224		18603		
309 BRAZIL				178		
311 BURMA				1620		
314 COLOMBIA				7475		
318 DENMARK		451		771		
321 ECUADOR		2550		5750		
328 FR AFRICA				10019		
335 GERMANY W				4635		
337 GUATEMALA				6145		
339 HONDURAS				719		
347 JAPAN		2021		6859		
358 NICARAGUA				860		
364 PHIL				15070		
371 THAILAND				32851		
400 U STATES		16543		138765		
		24789		317491		
ASH WHITE						
400 U STATES	M FT					4042
	158	24159	727	110059		
	158	24159	727	110059		
CEDAR						
358 NICARAGUA			2	795	4043	
400 U STATES		599	2597	309730		
		599	2599	310525		
FIR						
400 U STATES	M FT				4045	
	3755	290146	31948	2517036		
	3755	290146	31948	2517036		
GUMWOOD						
400 U STATES	M FT				4046	
	49	11685	266	43666		
	49	11685	266	43666		
HEMLOCK						
400 U STATES	M FT				4047	
	310	23825	2827	177201		
	310	23825	2827	177201		
HICKORY						
400 U STATES	M FT				4048	
	7	1408	53	10992		
	7	1408	53	10992		
MAHOGANY						
210 GHANA			260	54160	4049	
211 NIGERIA			87	21436		

IMPORTS INTO CANADA FOR CONSUMPTION

Articles and Countries from which Imported	MONTH OF AUGUST 1958		EIGHT MONTHS ENDED AUGUST 1958		Class Number
	Quantities	Values (\$)	Quantities	Values (\$)	
222 B HOND	60	18578	245	71944	
314 COLOMBIA			335	51482	
328 FR AFRICA			79	16250	
337 GUATEMALA	7	1687	12	2928	
339 HONDURAS			15	3466	
347 JAPAN	240	35107	2454	361675	
358 NICARAGUA			17	3259	
361 PANAMA			4	1006	
364 PHIL	103	11820	575	93715	
400 U STATES	68	19362	732	188953	
	478	86554	4815	870274	
OAK	M FT				4050
347 JAPAN			82	13980	
400 U STATES	3659	439539	30627	3889516	
	3659	439539	30709	3903496	
PINE SOUTHERN YELLOW OR PITCH	M FT				4051
400 U STATES	351	58035	1864	298045	
	351	58035	1864	298045	
PINE WHITE OR OTHER N O P	M FT				4052
100 U KINGDOM			22	5200	
309 BRAZIL	48	5557	1312	159235	
400 U STATES	2967	251111	17998	1583370	
	3015	256668	19332	1747805	
POPLAR	M FT				4053
400 U STATES	290	36277	2099	266415	
	290	36277	2099	266415	
REDWOOD	M FT				4054
400 U STATES	1126	202532	3387	621486	
	1126	202532	3387	621486	
WALNUT	M FT				4055
210 GHANA			1	213	
400 U STATES	198	65590	1825	540558	
	198	65590	1826	540771	
LUMBER AND TIMBER HARDWOOD N O P	M FT				4056
347 JAPAN	15	3070	107	22472	
400 U STATES	1714	140575	14550	1259689	
	1729	143645	14657	1282161	
LUMBER AND TIMBER N O P	M FT				4057
381 ALASKA	29	1921	82	4565	
400 U STATES	646	39114	3566	219074	
	675	41035	3648	223639	
HARDWOOD FLOORING	M FT				4058
347 JAPAN	30	3092	50	5159	
400 U STATES	1786	254018	14804	1871958	
	1816	257110	14854	1877117	
PINE PONDEROSA AND SUGAR	M FT				4059
400 U STATES	4918	465321	34624	3404840	
	4918	465321	34624	3404840	
LATHS	M				4071
400 U STATES	80	1617	404	12211	
	80	1617	404	12211	
PLYWOOD GLUED OR CEMENTED	SQ FT				4073
100 U KINGDOM	209726	14869	276906	26568	
211 NIGERIA			42366	3944	
306 BELGIUM			47147	4744	
313 CHINA	144371	8763	144371	8763	
318 DENMARK	23382	1756	31344	2697	
326 FINLAND	18605	679	668718	52078	
327 FRANCE	347912	28815	687603	58989	
335 GERMANY W	51384	8245	427603	64947	
344 ITALY	25600	2308	25600	2308	
347 JAPAN	5084286	395869	29945650	2062235	
360 ISRAEL	240660	24241	380673	35077	
365 POLAND	46000	1814	225964	10713	
366 PORTUGAL			15360	1521	
371 THAILAND			6400	900	
375 SWEDEN			74787	4618	
388 YUGO SLAV			9615	478	
393 TAIWAN	3325	141	28049	1616	
400 U STATES	454871	67561	2857439	351981	
	6650122	555061	35895595	2694177	
SHINGLES OF WOOD	RF SQ				4074
400 U STATES	1841	13907	14571	104692	
	1841	13907	14571	104692	
VENEERS OF ROSEWOOD ETC					4075
100 U KINGDOM				304	
327 FRANCE		2790		29912	
335 GERMANY W		20643		28738	
347 JAPAN		5597		15983	
354 NETHRLNDS				3127	
364 PHIL		7503		18023	
400 U STATES		28956		166399	
		65489		262486	
VENEERS OF WOOD N O P					4076
100 U KINGDCM		520		779	
307 BEL CONGO		13141		72349	
318 DENMARK				9295	
327 FRANCE				2934	
335 GERMANY W				9970	
371 THAILAND				580	
400 U STATES		118424		998271	
		132085		1094178	
VENEERS OF WOOD TAPED JOINTED					4077
347 JAPAN		1017		1017	
400 U STATES		116		50401	
		1133		51418	

IMPORTS INTO CANADA FOR CONSUMPTION

Articles and Countries from which Imported	MONTH OF AUGUST 1958		EIGHT MONTHS ENDED AUGUST 1958		Class Number
	Quantities	Values (\$)	Quantities	Values (\$)	
VENEERS AUSTRALIAN BLACKWOOD 400 U STATES		4883		36372	4078
		4883		36372	
PLYWOOD FACED WITH METAL 335 GERMANY W 400 U STATES		4133		14244	4079
		4133		14270	
FUELWOOD 400 U STATES	CORD 36	442	446	3712	4082
	36	442	446	3712	
PULPWOOD 400 U STATES	CORO 5376	93236	108564	2008468	4083
	5376	93236	108564	2008468	
SAWDUST AND WOOD FLOUR 400 U STATES		13902		163921	4084
		13902		163921	
BARRELS EMPTY 327 FRANCE 400 U STATES	NO		15	460	4091
	13200	36051	172986	478319	
	13200	36051	173001	478779	
STAVES OAK SAWN SPLIT OR CUT 400 U STATES	M	33	2417	1131	401483
	33	2417	1131	401483	
STAVES N O P 100 U KINGDOM 400 U STATES	M	18	399	175	5042
	59	4025	824	39368	
	77	4424	999	44410	
HOOPS HEADS AND LINERS OF WOOD 100 U KINGDOM 400 U STATES		345		3822	4099
		4681		141966	
		5026		145808	
CORK SLABS BOARDS TILES N O P 100 U KINGDOM 318 DENMARK 335 GERMANY W 366 PORTUGAL 372 SPAIN 400 U STATES		979		6228	4101
		3738		34244	
				158	
		23810		115188	
		12270		177097	
		8387		84843	
		49184		417758	
CORKS THREE FOURTHS IN OR LESS 100 U KINGDOM 366 PORTUGAL 372 SPAIN 400 U STATES	LB		60	170	4102
			688	953	
			1749	1883	
			299	507	
			2796	3513	
CORKS OVER THREE FOURTHS INCH 336 GREECE 366 PORTUGAL 372 SPAIN 400 U STATES	LB		2116	3233	4103
	1508	2954	50884	72347	
			11315	29266	
	250	667	4950	9356	
	1758	3621	69265	114202	
CORK SLABS BOARDS FOR MFRS 100 U KINGDOM 366 PORTUGAL 372 SPAIN 400 U STATES				2338	4104
		59960		459053	
		42725		309838	
		55987		714716	
		158672		1485945	
MANUFACTURES OF CORKWOOD N O P 100 U KINGDOM 335 GERMANY W 354 NETHRLNDS 366 PORTUGAL 372 SPAIN 400 U STATES		7866		61111	4105
				56	
		18476		2157	
				246527	
				14207	
		7210		72360	
		33552		396418	
BILLETS OF WOOD FOR BATS 400 U STATES		11503		84487	4112
		11503		84487	
GUN STOCKS OF WALNUT ROUGH					4113
WOOD HANLES FOR AGRIC IMPL 400 U STATES		25219		208940	4114
		25219		208940	
HANDLES OF WOOD N O P 100 U KINGDOM 335 GERMANY W 375 SWEDEN 400 U STATES		91		725	4118
				1874	
				1159	
		20034		158030	
		20125		161788	
SHAFTS OR HEADS FOR GOLF CLUBS 400 U STATES		5672		28980	4119
		5672		28980	
LASTS OF WOOD 100 U KINGDOM 335 GERMANY W 400 U STATES				567	4120
				105	
		4155		45298	
		4155		45970	
MEXICAN SADDLE TREES STIRRUPS 400 U STATES		1285		15895	4121
		1285		15895	
WALKING STICKS AND CANES 100 U KINGDOM 216 PAKISTAN 327 FRANCE 335 GERMANY W 344 ITALY		1135		7235	4125
				479	
				744	
		728		728	
				116	

IMPORTS INTO CANADA FOR CONSUMPTION

Articles and Countries from which Imported	MONTH OF AUGUST 1958		EIGHT MONTHS ENDED AUGUST 1958		Class Number
	Quantities	Values (\$)	Quantities	Values (\$)	
347 JAPAN		358		975	
352 MEXICO				99	
400 U STATES		403		2465	
SULPHITE PULP BL DISSOLVING		2624		12841	
207 UN SO AFR	CWT		2285	15554	4130
400 U STATES		22722	40521	408700	
SULPHITE PULP UNBLEACHED		22722	42806	424254	
400 U STATES	CWT		293087	1757101	4132
SULPHITE PULP BLEACHED N O P		74329	293087	1757101	
381 ALASKA	CWT		1018	7555	4133
400 U STATES		125455	111024	771391	
SULPHATE OR KRAFT PULP		125455	112042	778946	
375 SWEDEN	CWT				4134
400 U STATES		21958	18251	89013	
WOOD PULP MECHANICAL		59179	241332	1746294	
PULP OF STRAW OR VEG FIBRE NOP		81137	259583	1835307	
100 U KINGDOM	CWT				4135
400 U STATES		1300	1067	23602	4136
BOBBINS SHUTTLES AND SPOOLS		56979	75635	643954	
100 U KINGDOM		58279	76702	667556	
335 GERMANY W		432		3849	4141
376 SWITZRLND		192		2049	
400 U STATES		186		5217	
CASKETS COFFINS AND METAL PTS		12072		154677	
400 U STATES		12882		165792	
CHARCOAL MADE FROM WOOD		31341		315607	4142
400 U STATES		31341		315607	
CHURNS N O P WASHBOARDS	TON				4143
100 U KINGDOM		11055	1288	112924	
318 DENMARK		11055	1288	112924	
335 GERMANY W		361		1958	4144
347 JAPAN		115		427	
375 SWEDEN				822	
388 YUGO SLAV				231	
400 U STATES		2090		450	
CLOTHES PINS AND PARTS		2566		968	
100 U KINGDOM	GROSS			11980	4145
231 HONG KONG		3875	1315	4875	
318 DENMARK		11500	3453	6740	
335 GERMANY W		300	249	71680	
354 NETHRLNDS		1250	418	72	
375 SWEDEN		405	582	19576	
400 U STATES		17330	6017	18650	
CRUTCHES OR STAFFS			123147	39623	
400 U STATES		2340		20227	4146
CURTAIN STRETCHERS		2340		20227	
400 U STATES		644		4534	4147
DOORS WOOD 6 FT X 2 FT OR OVER		644		4534	
100 U KINGDOM	NO				4148
335 GERMANY W			712	2584	
354 NETHRLNDS			1320	6274	
400 U STATES		3000	153	887	
EXCELSIOR OR WOOD WOOL		36837	29273	314560	
400 U STATES		36837	31458	324305	4149
FIBRE AND MANUFACTURES N O P		628		6335	
100 U KINGDOM		628		6335	4150
327 FRANCE		2366		7939	
335 GERMANY W		9830		60467	
375 SWEDEN				1384	
390 GERMANY E				3486	
400 U STATES		68572		2252	
FURNITURE MAINLY OF WOOD		80768		583417	
100 U KINGDOM				658945	4151
215 INDIA		26372		131212	
218 MALAYA				643	
222 B HOND				70	
223 BARBADOS				58	
224 JAMAICA				168	
227 BAHAMAS		195		194	
231 HONG KONG		24671		195	
234 AUSTRALIA		81		259405	
305 AUSTRIA				200	
306 BELGIUM		1571		225	
313 CHINA		608		6233	
317 CZECHO S		6184		608	
318 DENMARK		51462		61906	
322 EGYPT				368093	
326 FINLAND				733	
327 FRANCE		1837		4231	
				15628	

IMPORTS INTO CANADA FOR CONSUMPTION

Articles and Countries from which Imported	MONTH OF AUGUST 1958		EIGHT MONTHS ENDED AUGUST 1958		Class Number
	Quantities	Values (\$)	Quantities	Values (\$)	
335 GERMANY W		7741		131896	
340 HUNGARY				226	
344 ITALY		13543		95869	
347 JAPAN		6704		53721	
352 MEXICO				1466	
354 NETHRLNDS		5676		28257	
359 NORWAY		5523		51202	
363 PERU				116	
364 PHIL		250		508	
365 POLAND				11910	
366 PORTUGAL				966	
372 SPAIN		448		638	
375 SWEDEN		19325		139730	
376 SWITZRLND		944		2926	
381 ALASKA				714	
383 HAWAII				1486	
388 YUGO SLAV		869		1468	
391 LEBANON				90	
400 U STATES		489876		3911289	
MATCHES OF WOOD		667453		5284280	4152
100 U KINGDOM				2053	
305 AUSTRIA		321		815	
317 CZECHO S		831		831	
344 ITALY				1417	
347 JAPAN				68	
359 NORWAY		298		694	
365 POLAND				2215	
375 SWEDEN		1726		34489	
400 U STATES		1486		47790	
MOULDINGS OF WOOD		4662		90372	4153
306 BELGIUM				267	
335 GERMANY W		507		3793	
344 ITALY				3718	
347 JAPAN				185	
354 NETHRLNDS				129	
400 U STATES		9215		52789	
SKIS RACQUETS AND FRAMES BATS		9722		60881	4154
100 U KINGDOM		13231		55560	
215 INDIA		995		15009	
216 PAKISTAN		6582		42440	
231 HONG KONG				483	
234 AUSTRALIA				12475	
305 AUSTRIA		10933		15948	
306 BELGIUM		728		16585	
317 CZECHO S		9403		9862	
318 DENMARK		1158		5283	
326 FINLAND				58	
327 FRANCE				620	
335 GERMANY W		12558		31471	
344 ITALY		7931		11748	
347 JAPAN		2985		44275	
354 NETHRLNDS		861		13903	
359 NORWAY				1099	
375 SWEDEN		1948		1999	
376 SWITZRLND		200		795	
388 YUGO SLAV		1657		1657	
400 U STATES		16334		132620	
WINDOW SASH OF WOOD		87504		413890	4155
400 U STATES		19875		119973	
WOOD BOXES CRATES AND SHOOKS		19875		119973	4156
100 U KINGDOM				1249	
335 GERMANY W		357		1965	
344 ITALY		358		1590	
347 JAPAN		1709		11804	
375 SWEDEN				434	
390 GERMANY E		1255		1255	
400 U STATES		19333		211350	
MANUFACTURES OF WOOD		23012		229647	4157
100 U KINGDOM		29772		146023	
203 B E AFR				2288	
207 UN SO AFR				180	
210 GHANA				942	
211 NIGERIA				157	
215 INDIA		918		3634	
216 PAKISTAN				257	
217 CEYLON		210		384	
224 JAMAICA		103		103	
231 HONG KONG		2188		14207	
234 AUSTRALIA				247	
236 NEW ZEAL		312		312	
305 AUSTRIA		314		584	
306 BELGIUM		294		1862	
313 CHINA				113	
316 CUBA				234	
317 CZECHO S				4168	
318 DENMARK		2549		9027	
326 FINLAND				113	
327 FRANCE		2881		30275	
335 GERMANY W		7185		58640	
344 ITALY		3193		27680	

IMPORTS INTO CANADA FOR CONSUMPTION

Articles and Countries from which imported	MONTH OF AUGUST 1958		EIGHT MONTHS ENDED AUGUST 1958		Class Number
	Quantities	Values (\$)	Quantities	Values (\$)	
347 JAPAN		35346		325474	
352 MEXICO		285		1011	
354 NETHRLNDS		401		9137	
359 NORWAY				335	
372 SPAIN		427		2292	
375 SWEDEN		1549		45681	
376 SWITZRLNO		77		4607	
380 USSR				996	
381 ALASKA		455		524	
383 HAWAII				245	
388 YUGO SLAV		823		5738	
390 GERMANY E		112		506	
400 U STATES		439060		2840527	
		528454		3538503	
BOWLS TRAYS AND OISHES OF WOOD					4158
100 U KINGDOM		83		684	
215 INDIA		66		934	
231 HONG KONG				229	
305 AUSTRIA		131		269	
317 CZECHO S		671		1774	
318 DENMARK		1285		6018	
327 FRANCE		1104		2147	
335 GERMANY W		779		2460	
338 HAITI		206		1422	
344 ITALY		1467		3840	
347 JAPAN		26842		178216	
352 MEXICO				541	
375 SWEDEN		1827		4875	
376 SWITZRLND				328	
383 HAWAII				50	
388 YUGO SLAV				552	
400 U STATES		15675		42019	
		50136		246358	
PLAYING CARD STOCK	LB				4159
400 U STATES	102470	21234	368424	86184	
	102470	21234	368424	86184	
CONT BOARD FOR MOIST OILY FOOD	LB				4160
400 U STATES	1350892	133999	9508691	943303	
	1350892	133999	9508691	943303	
CARD STOCK BRISTOL BOARD N O P	LB				4161
100 U KINGDOM			4320	1185	
318 DENMARK			5088	355	
335 GERMANY W			10284	6446	
354 NETHRLNDS		4270	9080	1794	
400 U STATES	131563	32086	1500929	342126	
	135833	32820	1529701	351906	
CHIPBOARD NEWS BOARD	LB				4162
306 BELGIUM	28817	2358	28817	2358	
335 GERMANY W			175577	21347	
400 U STATES	948507	79208	7021747	643471	
	977324	81566	7226141	667176	
LEATHER BOARD LEATHER OID MFRS	LB				4163
100 U KINGDOM	43137	7336	343448	50140	
306 BELGIUM			13480	2405	
327 FRANCE	15358	3750	222729	44265	
335 GERMANY W	14839	2842	258638	53047	
344 ITALY	411	571	821	877	
400 U STATES	11451	5738	92492	52434	
	85196	20237	931608	203168	
MILLBOARD AND BINDERS BOARD	LB				4164
100 U KINGDOM	3400	361	7901	887	
400 U STATES	168957	17519	1938841	163206	
	172357	17880	1946742	164093	
PULPBOARD FOR MFR OF WALLBOARD	LB				4165
400 U STATES	4759837	242751	43529569	2249018	
	4759837	242751	43529569	2249018	
PULPBOARD TO WRAP ROLLS PAPER	LB				4166
400 U STATES	727926	46382	5058771	308084	
	727926	46382	5058771	308084	
STRAWBOARD N O P	LB				4167
400 U STATES			4147	810	
			4147	810	
PULP BOARD FOR CONTAINERS	LB				4168
400 U STATES	4360463	275272	33949722	2136980	
	4360463	275272	33949722	2136980	
BUILDING AND INSULATING BOARD	LB				4169
100 U KINGDOM			53055	8648	
305 AUSTRIA			150740	3025	
309 BRAZIL	24549	974	24549	974	
326 FINLAND	1879	638	1458890	58374	
335 GERMANY W			5792	416	
352 MEXICO			182915	10658	
354 NETHRLNDS			7989	369	
359 NORWAY	51384	1656	225416	8888	
360 ISRAEL	104	117	104	117	
365 POLAND			68189	1658	
375 SWEDEN	999331	40645	6444789	273714	
383 HAWAII	11700	3035	57948	6629	
400 U STATES	3334984	325731	23380086	2508168	
	4423931	372796	32060462	2881638	
PULPBOARD OTHER FIBRE BOARD N O P	LB				4170
100 U KINGDOM	6587	1585	41754	11622	
306 BELGIUM			7533	547	
318 DENMARK			703	50	
326 FINLAND			10000	721	
335 GERMANY W			979	67	

IMPORTS INTO CANADA FOR CONSUMPTION

Articles and Countries from which Imported	MONTH OF AUGUST 1958		EIGHT MONTHS ENDED AUGUST 1958		Class Number
	Quantities	Values (\$)	Quantities	Values (\$)	
352 MEXICO			18810	3280	
354 NETHRLNDS			6995	754	
375 SWEDEN	2121	208	27018	2603	
376 SWITZRLND			501	338	
400 U STATES	881473	134698	5489423	942242	
	890181	136491	5603716	962224	
ELECTRIC INSULATING PRESSBOARD	LB				4171
100 U KINGDOM	8328	1918	83130	19739	
400 U STATES	114440	29361	976545	241042	
	122768	31279	1059675	260781	
ROOFING FELT NOT COATED	LB				4172
400 U STATES	1271810	38090	8820552	275006	
	1271810	38090	8820552	275006	
PRESSBOARD N O P	LB				4173
100 U KINGDOM	4488	1145	13650	3877	
400 U STATES	164040	36223	966185	246093	
	168528	37368	979835	249970	
SHOEBOARDS	LB				4174
100 U KINGDOM	11240	1389	65550	10925	
306 BELGIUM	23604	4614	215502	42817	
327 FRANCE			5291	1641	
335 GERMANY W			66765	15401	
400 U STATES	75366	19064	647173	186643	
	110210	25067	1000281	257427	
PAPERBOARD FOR SHOEBOARDS	LB				4175
400 U STATES	48325	7727	425546	69170	
	48325	7727	425546	69170	
GYPSUM BOARD LATH ROCK LATH	LB				4176
400 U STATES	5351524	93348	16443407	276449	
	5351524	93348	16443407	276449	
CARBON PAPER	LB				4179
100 U KINGDOM	3514	5174	48152	61081	
305 AUSTRIA	1891	1043	16832	12593	
327 FRANCE			701	992	
335 GERMANY W			64	109	
365 POLAND			650	274	
400 U STATES	41087	25278	432250	284780	
	46492	31495	498649	359829	
BOOK PAPER FOR PERIODICALS	LB				4181
400 U STATES	96073	11490	799093	68358	
	96073	11490	799093	68358	
BOOK PRINTING LITHO PAPER NOP	LB				4182
100 U KINGDOM	7028	1174	60258	13726	
354 NETHRLNDS			2657	657	
400 U STATES	297865	58420	5141220	610827	
	304893	59594	5204135	625210	
BOOK PRINTING PAPER COATED NOP	LB				4183
100 U KINGDOM			13037	1720	
400 U STATES	347144	100047	2994802	857741	
	347144	100047	3007839	859461	
COATED PAPERS FOR PERIODICALS	LB				4184
100 U KINGDOM			43567	5711	
400 U STATES	79000	11906	1157568	164728	
	79000	11906	1201135	170439	
COVER PAPERS NOT PASTED COATED	LB				4185
100 U KINGDOM	5436	3351	73106	31371	
400 U STATES	25544	6939	323770	89414	
	30980	10290	396876	120785	
COVER PAPERS PASTED COATED	LB				4186
100 U KINGDOM	154	101	41585	24664	
400 U STATES	29527	13029	358465	123253	
	29681	13130	400050	147917	
SURFACE COATED PAPER N O P	LB				4187
100 U KINGDOM	32892	17162	379826	168752	
318 DENMARK			3160	932	
327 FRANCE			208	198	
335 GERMANY W			1837	929	
354 NETHRLNDS			159	80	
375 SWEDEN			7186	1035	
376 SWITZRLND			173	131	
400 U STATES	141452	77999	1249932	700055	
	174344	95161	1642481	872112	
WAXED PAPER FOR WRAPPING N O P	LB				4190
100 U KINGDOM			6907	3722	
400 U STATES	99451	38986	1030840	387317	
	99451	38986	1037747	391039	
GREASEPROOF AND GLASSINE PAPER	LB				4191
400 U STATES	5422	2312	468836	118368	
	5422	2312	468836	118368	
TISSUE WRAPPING PAPER	LB				4192
305 AUSTRIA			364	95	
335 GERMANY W			1056	344	
400 U STATES	339453	52194	1656416	249266	
	339453	52194	1657836	249705	
VEGETABLE PARCHMENT PAPER	LB				4193
100 U KINGDOM	2187	506	51100	11787	
400 U STATES	9961	3612	87504	29682	
	12148	4118	138704	41469	
WRAPPING PAPER KRAFT	LB				4195
400 U STATES	464005	46715	8687819	915246	
	464005	46715	8687819	915246	
WRAPPING PAPER OILED COATED	LB				4196
100 U KINGDOM			901	746	
400 U STATES	13563	4612	335486	76273	
	13563	4612	336387	77719	

IMPORTS INTO CANADA FOR CONSUMPTION

Articles and Countries from which Imported	MONTH OF AUGUST 1958		EIGHT MONTHS ENDED AUGUST 1958		Class Number
	Quantities	Values (\$)	Quantities	Values (\$)	
WRAPPING PAPER ALL KINDS N O P	LB				4197
100 U KINGDOM	1186	206	104 470	20567	
318 DENMARK			866	206	
326 FINLAND	60908	5611	193 093	21587	
335 GERMANY W	3785	2038	4725	2354	
375 SWEDEN			20 401	2519	
400 U STATES	300024	50486	3663077	568472	
	365903	58341	3986632	615705	
DUPLEX BACKING PAPER	LB				4198
400 U STATES	91868	48971	479630	253919	
	91868	48971	479630	253919	
WRAPPER SHEETS AND HEADS	LB				4200
400 U STATES	114100	10278	808033	75458	
	114100	10278	808033	75458	
BOND AND LEDGER PAPERS UN CUT	LB				4201
100 U KINGDOM			12564	5041	
400 U STATES	34809	10536	950955	212974	
	34809	10536	963519	218015	
ENVELOPES	M				4202
100 U KINGDOM	287	538	376	1238	
306 BELGIUM			15	502	
335 GERMANY W			276	362	
344 ITALY	97	150	142	595	
359 NORWAY	700	992	1100	1587	
375 SWEDEN			16	109	
400 U STATES	2950	19785	27185	153984	
	4034	21465	29110	158377	
ONION SKIN AND MANIFOLO PAPER	LB				4203
100 U KINGDOM	320	371	13977	4909	
335 GERMANY W			3029	1381	
400 U STATES	27698	24069	356385	238350	
	28018	24440	373391	244640	
BOXED PAPER AND PAPERETRIES	LB				4204
100 U KINGDOM	995	1255	11750	9987	
327 FRANCE	665	742	2081	2240	
335 GERMANY W	637	525	770	791	
376 SWITZRLND	260	198	2266	1615	
400 U STATES	13259	11239	157010	110788	
	15816	13959	173877	125421	
WASTE PAPER	CWT				4209
400 U STATES	65790	119743	585344	1076281	
	65790	119743	585344	1076281	
ELECTRIC CABLE INSULATG PAPER	LB				4210
100 U KINGDOM			25261	7535	
335 GERMANY W			2080	777	
344 ITALY	11288	1845	11288	1845	
400 U STATES	254734	136576	1780743	917395	
	266022	138421	1819372	927552	
PHOTOGRAPHERS PAPERS					4211
100 U KINGDOM		8011		62751	
305 AUSTRIA				542	
306 BELGIUM		15880		241486	
335 GERMANY W		47026		348935	
400 U STATES		222307		1844201	
		293224		2497915	
BLOTTING PAPER NOT PRINTED	LB				4212
100 U KINGDOM			4370	845	
400 U STATES	23936	10561	182855	75679	
	23936	10561	187225	76524	
CIGARETTE PAPER UNGUMMED	LB				4213
327 FRANCE	31578	10584	79326	28780	
400 U STATES	185330	90600	2168475	10422518	
	216908	101184	2247801	1071298	
CIGARETTE PAPERS IN PACKETS	M				4215
100 U KINGDOM			50	901	
327 FRANCE	1425	25450	5714	98422	
400 U STATES			330	10777	
	1425	25450	6094	110100	
CREPE PAPER DECORATIVE ROLLS	LB				4216
100 U KINGDOM			150	67	
400 U STATES			13855	6112	
			14005	6179	
GUMMED PAPER	LB				4217
100 U KINGDOM	11085	2974	119909	40456	
335 GERMANY W			200	180	
400 U STATES	96570	45407	1192156	618475	
	107655	48381	1312265	659111	
HANGINGS OR WALL PAPER	LB				4218
100 U KINGDOM	20718	7182	59111	17956	
335 GERMANY W			21	57	
347 JAPAN	429	603	2174	3395	
400 U STATES	66546	22734	290751	169015	
	87693	30519	352057	190423	
PAPER FDR SHOT SHELLS GUN WADS	LB				4219
100 U KINGDOM			2400	542	
400 U STATES	39904	10336	290208	75855	
	39904	10336	292608	76397	
PAPIERMACHE WARE N O P	LB				4220
100 U KINGDOM			1568	505	
335 GERMANY W			745	248	
344 ITALY	2765	1286	2889	1472	
347 JAPAN	660	229	3416	1505	
400 U STATES	2255	1433	26885	9665	
	5680	2948	35503	13395	
PAPER DECALCOMANIA	LB				4222
100 U KINGDOM	3139	1052	30361	10685	

IMPORTS INTO CANADA FOR CONSUMPTION

Articles and Countries from which Imported	MONTH OF AUGUST 1958		EIGHT MONTHS ENDED AUGUST 1958		Class Number
	Quantities	Values (\$)	Quantities	Values (\$)	
400 U STATES	12385	5620	73840	45398	
PAPER MATRIX FOR PRINTING	15524	6672	104201	56083	4223
100 U KINGDOM			4828	647	
400 U STATES	84544	33128	800954	343844	
PAPER MATTING	84544	33128	805782	344491	4224
400 U STATES	11399	4911	80462	37006	
PAPER PHOTO BARYTA COATED	11399	4911	80462	37006	4225
100 U KINGDOM			76	96	
400 U STATES	86690	37155	1396013	567914	
SHINGLES OF PAPER OR FELT	86690	37155	1396089	568010	4226
400 U STATES	92143	3676	739126	25931	
ROOFING SHEATHING PAPER PREPRD	92143	3676	739126	25931	4227
100 U KINGDOM	9200	905	20100	1609	
400 U STATES	243614	19658	4452519	304620	
TISSUE PAPER N O P	252814	20563	4472619	306229	4228
100 U KINGDOM			10215	7109	
400 U STATES	269370	34909	1011530	160242	
TOILET PAPER	269370	34909	1021745	167351	4229
100 U KINGDOM			4960	708	
400 U STATES	168781	20007	2264038	267302	
TOWELS AND NAPKINS PLAIN	168781	20007	2268998	268010	4230
347 JAPAN	3360	428	3360	428	
400 U STATES	109784	19127	977850	166994	
WAXED STENCIL PAPER	113144	19555	981210	167422	4231
100 U KINGDOM	36914	30317	266061	217905	
305 AUSTRIA			22582	10665	
318 DENMARK			11297	9810	
335 GERMANY W			876	1041	
400 U STATES	3538	3885	47538	52249	
ALL KINDS OF PAPER N O P	40452	34202	348354	291670	4232
100 U KINGDOM	9085	2495	92600	26554	
306 BELGIUM			37683	3737	
327 FRANCE			150	64	
335 GERMANY W	101	154	557	625	
344 ITALY			99	52	
347 JAPAN			1244	1167	
354 NETHRLNDS	385	76	7065	1332	
400 U STATES	577412	225976	6667019	1823823	
TISSUE PAPER FOR STENCILS	586983	228701	6806417	1857354	4233
400 U STATES	1198	684	6048	4978	
FACIAL TISSUES HANDKERCHIEFS	1198	684	6048	4978	4234
400 U STATES	532025	90586	4119571	733549	
PAPER NAPKINS N O P	532025	90586	4119571	733549	4235
100 U KINGDOM	1498	748	26523	11579	
318 DENMARK	8362	3174	31057	16346	
335 GERMANY W	9264	3675	47571	23685	
347 JAPAN	366	422	2010	1982	
354 NETHRLNDS	1462	486	2123	676	
375 SWEDEN	265	79	265	79	
400 U STATES	47313	15558	336851	117330	
CARBONIZING TISSUE PAPER	68530	24142	446400	171677	4236
100 U KINGDOM	25403	18019	215746	151048	
327 FRANCE	3990	2200	16373	7296	
335 GERMANY W			848	284	
400 U STATES	213948	46774	1138674	264283	
CABLE INSULATING PAPER N O P	243341	66993	1371641	422911	4237
100 U KINGDOM			11732	3449	
375 SWEDEN			5183	596	
400 U STATES	24374	8209	262300	81681	
CASH REGISTER PAPER	24374	8209	279215	85726	4238
400 U STATES	9417	2358	158076	34269	
FILTER PAPER	9417	2358	158076	34269	4239
100 U KINGDOM	966	811	3702	1924	
327 FRANCE			320	330	
335 GERMANY W	900	729	1474	1144	
400 U STATES	136295	111071	954053	835589	
TABULATING PAPER AND STOCK	138161	112611	959549	838987	4240
400 U STATES	523478	55343	4223618	455643	
BAGS AND SACKS OF PAPER	523478	55343	4223618	455643	4241
100 U KINGDOM	4013	1246	10889	3814	
335 GERMANY W			805	236	
347 JAPAN			2364	1201	
400 U STATES	341576	68529	2826062	601510	
PAPER PROTECTORS FOR PLANTS	345589	69775	2840120	606761	4242
100 U KINGDOM				538	
400 U STATES		69		47808	
		69		48346	

IMPORTS INTO CANADA FOR CONSUMPTION

Articles and Countries from which Imported	MONTH OF AUGUST 1958		EIGHT MONTHS ENDED AUGUST 1958		Class Number
	Quantities	Values (\$)	Quantities	Values (\$)	
CONTAINERS PAPERBOARD N O P	LB				4243
100 U KINGDOM	8882	3533	34045	18186	
231 HONG KONG			625	245	
318 DENMARK	300	128	300	128	
327 FRANCE	120	92	9349	3237	
334 ST PIERRE			750	270	
335 GERMANY W	1296	168	3086	2815	
344 ITALY			1050	1233	
347 JAPAN	612	93	2075	326	
354 NETHRLNDS	259	152	3941	1058	
375 SWEDEN			299	336	
376 SWITZRLND	46	50	61	123	
400 U STATES	1066131	322665	7472256	2174766	
	1077646	326881	7527837	2202723	
MILK BOTTLE CAPS OF PAPER				830	4244
400 U STATES				830	
PAPER TUBES AND CONES FOR YARN	LB				4245
100 U KINGDOM	292	109	4200	2138	
335 GERMANY W	923	1084	43366	41714	
400 U STATES	18022	6792	324112	102623	
	19237	7985	371678	146475	
PAPER PATTERNS BOOT AND SHOE					4246
400 U STATES		630		13981	
		630		13981	
TWINE OR YARN OF PAPER	LB				4248
375 SWEDEN			81850	11172	
400 U STATES	160483	40575	837815	202030	
	160483	40575	919665	213202	
MANUFACTURES OF PAPER N O P					4252
100 U KINGDOM		22748		148190	
231 HONG KONG		580		1583	
305 AUSTRIA		50		427	
306 BELGIUM		60		1843	
318 DENMARK		170		5364	
327 FRANCE		606		11428	
335 GERMANY W		5756		41525	
344 ITALY		702		5418	
347 JAPAN		6758		35932	
354 NETHRLNDS		53		1636	
375 SWEDEN		557		2222	
376 SWITZRLND		718		2507	
390 GERMANY E		161		1288	
400 U STATES		472792		4080540	
		511711		4339903	
PAPER CORES	LB				4253
400 U STATES	255462	24056	2405933	215631	
	255462	24056	2405933	215631	
PAPER CUPS DISHES TABLEWARE					4254
100 U KINGDOM		725		4925	
347 JAPAN		75		340	
400 U STATES		77124		400016	
		77924		405281	
PAPER DOILIES AND LACE PAPER	LB				4255
100 U KINGDOM	8367	5234	33504	22252	
318 DENMARK	1008	253	1482	434	
335 GERMANY W	165	58	374	164	
400 U STATES	27574	15803	321244	174667	
	37114	21348	356604	197517	
PAPER NOVELTIES FLOWERS GAMES					4256
100 U KINGDOM		15105		45568	
231 HONG KONG				6923	
305 AUSTRIA				95	
318 DENMARK		709		4153	
327 FRANCE				445	
335 GERMANY W		81		8388	
344 ITALY				193	
347 JAPAN		12792		108904	
352 MEXICO				4154	
354 NETHRLNDS				393	
375 SWEDEN				1618	
376 SWITZRLNO		191		259	
390 GERMANY E		4653		23038	
400 U STATES		39330		229807	
		72861		433938	
PAPER PATTERNS N O P					4257
100 U KINGDOM				55	
327 FRANCE		780		1515	
400 U STATES		32934		329825	
		33714		331395	
SHIPPING CONTAINERS	LB				4258
100 U KINGDOM	4946	578	7492	833	
354 NETHRLNDS			2585	145	
400 U STATES	1492608	160582	8286963	928594	
	1497554	161160	8297040	929572	
TRAYS FOR PACKAGING APPLES	LB				4259
400 U STATES	109027	15596	898967	122311	
	109027	15596	898967	122311	
PAPER MATCHES					4260
100 U KINGDOM				2130	
344 ITALY		6411		17201	
359 NORWAY				68	
400 U STATES		7062		162431	
		13473		181830	
ADMIRALTY CHARTS MANUSCRIPTS					4262
100 U KINGDOM		172		1614	

IMPORTS INTO CANADA FOR CONSUMPTION

Articles and Countries from which Imported	MONTH OF AUGUST 1958		EIGHT MONTHS ENDED AUGUST 1958		Class Number
	Quantities	Values (\$)	Quantities	Values (\$)	
327 FRANCE		1120		6021	
335 GERMANY W		100		162	
340 HUNGARY				270	
376 SWITZRLND		2305		2440	
400 U STATES		5426		72611	
		9123		83118	
BLUEPRINTS NOP AND HYDRO PLANS					4263
100 U KINGDOM		3027		42507	
207 UN SO AFR		100		100	
306 BELGIUM		2156		5439	
318 DENMARK				100	
326 FINLAND				256	
327 FRANCE		61		2488	
335 GERMANY W				2927	
347 JAPAN				655	
354 NETHRLNDS		256		939	
360 ISRAEL		121		121	
375 SWEDEN				57	
376 SWITZRLND				2234	
400 U STATES		104105		3774780	
		109826		3832603	
MUSIC					4265
100 U KINGDOM		968		10924	
234 AUSTRALIA		60		486	
306 BELGIUM				124	
327 FRANCE		840		6617	
335 GERMANY W				551	
344 ITALY		67		67	
376 SWITZRLND				126	
400 U STATES		19636		151834	
		21571		170729	
NEWSPAPER OR COMIC SECTIONS					4266
400 U STATES		113831		941635	
		113831		941635	
MAGAZINES NEWSPAPERS UNBOUND					4267
100 U KINGDOM		25932		205977	
231 HONG KONG		1073		10793	
234 AUSTRALIA				64	
306 BELGIUM		13323		66913	
327 FRANCE		23742		167320	
335 GERMANY W		5402		46345	
344 ITALY		10590		123702	
347 JAPAN		492		2984	
354 NETHRLNDS				453	
376 SWITZRLND		1911		6895	
400 U STATES		2088216		17155371	
		2170681		17786817	
PHOTOGRAPHS NEWS ILLUSTRATION					4268
100 U KINGDOM				92	
400 U STATES		1311		10294	
		1311		10386	
PHOTOGRAPHS CHROMS N O P					4269
100 U KINGDOM		9585		67990	
231 HONG KONG				844	
234 AUSTRALIA				1145	
305 AUSTRIA		147		219	
306 BELGIUM		478		1204	
313 CHINA		104		104	
318 DENMARK		107		607	
327 FRANCE		706		9508	
335 GERMANY W		1773		9730	
344 ITALY		1217		2958	
347 JAPAN		1127		17157	
352 MEXICO				651	
354 NETHRLNDS		422		6433	
360 ISRAEL		109		109	
375 SWEDEN				3813	
376 SWITZRLND		485		3915	
383 HAWAII		100		100	
390 GERMANY E		191		645	
400 U STATES		203260		1699634	
		219811		1826766	
PHOTOGRAPHS FOR REPRODUCTION					4271
100 U KINGDOM		125		1212	
318 DENMARK				3365	
327 FRANCE				55	
400 U STATES		11367		101251	
		11492		105883	
TRANSFERS DECALCOMANIA					4272
100 U KINGDOM		234		4436	
234 AUSTRALIA				1177	
335 GERMANY W		86		86	
347 JAPAN				1278	
375 SWEDEN				171	
376 SWITZRLND		682		682	
400 U STATES		18124		266365	
		19126		274195	
PAPER FOR DUPLICATING MACHINES	LB				4290
100 U KINGDOM		1265	969	7558	7276
400 U STATES		116244	47521	827448	366481
		117509	48490	835006	373757
ADVERTISING AND PRINTED MATTER	LB				4291
100 U KINGDOM		32529	42120	290237	352040
231 HONG KONG				952	902
234 AUSTRALIA		248	448	1118	1359
236 NEW ZEAL				82	110

IMPORTS INTO CANADA FOR CONSUMPTION

83

Articles and Countries from which Imported	MONTH OF AUGUST 1958		EIGHT MONTHS ENDED AUGUST 1958		Class Number
	Quantities	Values (\$)	Quantities	Values (\$)	
305 AUSTRIA	121	176	2 370	28 35	
306 BELGIUM	1 081	1 320	4 269	4 384	
317 CZECHOSLOVAKIA			1 091	12 30	
318 DENMARK	591	725	3 150	32 65	
327 FRANCE	3 743	6 127	40 509	367 26	
335 GERMANY W	14 798	13 589	125 149	124 151	
344 ITALY	813	328	21 153	167 56	
347 JAPAN	968	945	4 738	47 05	
352 MEXICO			270	299	
354 NETHERLANDS	1 601	564	13 486	124 58	
359 NORWAY			1 162	290	
365 POLAND			490	525	
375 SWEDEN	867	1 482	14 408	154 03	
376 SWITZERLAND	4 414	3 515	25 091	252 10	
380 USSR			67	77	
381 ALASKA			625	576	
383 HAWAII			560	266	
390 GERMANY E			363	348	
400 U STATES	6 465 44	5 869 68	488 476 5	5 082 17 5	
	7 083 18	6 583 07	543 610 5	5 686 60 90	
PRINTED MATTER NO P					
100 U KINGDOM		1 134 0		7 489 8	4 292
231 HONG KONG		60		227	
305 AUSTRIA		53		53	
306 BELGIUM				141	
327 FRANCE		990		65 13	
335 GERMANY W		667		112 75	
344 ITALY		800		47 54	
347 JAPAN		17 281		516 93	
354 NETHERLANDS		829		31 18	
365 POLAND		150		518	
375 SWEDEN				172	
376 SWITZERLAND		403		29 72	
381 ALASKA				1 309	
400 U STATES		2 491 92		19 272 94	
		2 817 65		208 493 37	
CARDS FOR PLAYING					
100 U KINGDOM	PACK				4 293
305 AUSTRIA	432	211	2 092	10 34	
306 BELGIUM			5 807	1 704	
318 DENMARK	3 600	1 110	10 356	34 77	
335 GERMANY W			1 200	434	
340 HUNGARY			2 831	14 62	
344 ITALY			1 560	120	
347 JAPAN			2 652	690	
360 ISRAEL			1 024	521	
400 U STATES			600	165	
	6 289	5 715	49 945	3 693 36	
	10 321	70 36	79 067	4 654 3	
HAND MADE DRAWINGS DR DESIGNS					
100 U KINGDOM		54		54	4 294
335 GERMANY W				3 005	
400 U STATES		1 719		21 715	
		1 773		24 774	
LABELS TAGS TICKETS					
100 U KINGDOM		7 760		49 401	4 295
232 MALTA				137	
234 AUSTRALIA				633	
305 AUSTRIA				674	
306 BELGIUM				662	
327 FRANCE		550		3 220	
328 FR AFRICA				64	
335 GERMANY W		120		57 52	
344 ITALY				2 197	
354 NETHERLANDS		127		309	
363 PERU				200	
365 POLAND				198	
400 U STATES		12 182 3		92 055 2	
		130 380		98 399 9	
PICTORIAL POST CARDS FOLDERS	LB				
100 U KINGDOM	8 365	3 204	26 284	14 753	4 296
306 BELGIUM			1 105	3 670	
318 DENMARK	536	758	2 897	4 903	
327 FRANCE	227	653	2 320	4 468	
335 GERMANY W	500	770	8 754	12 847	
344 ITALY	28	171	3 429	29 24	
347 JAPAN			40 49	41 95	
354 NETHERLANDS	73	180	668	839	
360 ISRAEL	112	101	1 708	24 37	
376 SWITZERLAND	204	254	1 080	14 77	
400 U STATES	13 461 8	12 611 5	98 736 5	94 670 9	
	14 466 3	13 220 6	103 965 9	99 922 2	
BIBLES PRAYER BOOKS HYMN BOOKS					
100 U KINGDOM		34 125		27 390 9	4 301
231 HONG KONG				318	
234 AUSTRALIA				82	
305 AUSTRIA				620	
306 BELGIUM		21 431		19 689 7	
322 EGYPT				150	
327 FRANCE		9 535		101 446	
335 GERMANY W		780		151 56	
344 ITALY		4 925		61 207	
347 JAPAN		157		39 51	
352 MEXICO		93		14 28	
354 NETHERLANDS		1 900		69 71	
360 ISRAEL		112		1 666	
372 SPAIN		19 37		4 397	

IMPORTS INTO CANADA FOR CONSUMPTION

Articles and Countries from which Imported	MONTH OF AUGUST 1958		EIGHT MONTHS ENDED AUGUST 1958		Class Number
	Quantities	Values (\$)	Quantities	Values (\$)	
376 SWITZRLND		90		2364	
389 IRELAND		610		843	
390 GERMANY E		536		599	
400 U STATES		269820		1905810	
		346051		2577814	
BLANK BOOKS RULED OR PLAIN					
100 U KINGDOM		103		3949	4302
335 GERMANY W		125		675	
347 JAPAN		718		2505	
400 U STATES		2912		22822	
		3858		29951	
BOOKS OVER 12 YEARS OLD					
100 U KINGDOM		50		1099	4303
327 FRANCE				186	
400 U STATES		1101		4646	
		1151		5931	
TEXT BOOKS FOR SCHOOLS COLLEGE					
100 U KINGDOM		24520		239479	4305
231 HONG KONG				225	
234 AUSTRALIA				400	
305 AUSTRIA				150	
306 BELGIUM		348		6995	
318 DENMARK				179	
327 FRANCE		23133		84104	
335 GERMANY W				3842	
344 ITALY		116		741	
347 JAPAN				763	
354 NETHRLNDS		4569		18365	
359 NORWAY				740	
376 SWITZRLND				436	
400 U STATES		841166		4709997	
		893852		5066416	
BOOKS NOVELS FICTION					
100 U KINGDOM		2363		16650	4306
318 DENMARK				81	
400 U STATES		8051		80913	
		10414		97644	
BOOKS SCIENCE FOR LIBRARIES					
100 U KINGDOM		26432		243838	4307
215 INDIA				401	
231 HONG KONG				94	
234 AUSTRALIA				217	
305 AUSTRIA				600	
306 BELGIUM		1188		7972	
316 CUBA				300	
317 CZECHOS				102	
318 DENMARK		1169		2838	
327 FRANCE		21093		49710	
335 GERMANY W		2358		19568	
344 ITALY		342		4032	
347 JAPAN				1342	
354 NETHRLNDS		2071		10069	
366 PORTUGAL				408	
372 SPAIN		50		50	
375 SWEDEN		661		1630	
376 SWITZRLND		290		6078	
380 USSR		307		307	
389 IRELAND				65	
400 U STATES		622071		4986303	
		678032		5335924	
BOOKS GOVERNMENT ASSOCIATION					
100 U KINGDOM		5448		38973	4308
220 BERMUDA				68	
224 JAMAICA				405	
231 HONG KONG				100	
234 AUSTRALIA				1457	
305 AUSTRIA				144	
306 BELGIUM		180		1002	
327 FRANCE		388		5793	
335 GERMANY W				1607	
344 ITALY		582		9066	
347 JAPAN		1201		4330	
354 NETHRLNDS				360	
372 SPAIN				345	
376 SWITZRLND		719		719	
381 ALASKA				386	
384 P RICO				87	
389 IRELAND				448	
400 U STATES		28136		241384	
		36654		306674	
FREIGHT RATES FOR RAILWAYS					
100 U KINGDOM		81		2566	4309
234 AUSTRALIA		55		124	
327 FRANCE		471		1957	
344 ITALY				3370	
354 NETHRLNDS				132	
372 SPAIN				194	
400 U STATES		3288		36769	
		3895		45112	
BOOKS PRINTED PERIODICALS NOP					
100 U KINGDOM		267231		1402361	4310
215 INDIA				355	
231 HONG KONG				133	
234 AUSTRALIA				599	
236 NEW ZEAL				97	
305 AUSTRIA				869	

IMPORTS INTO CANADA FOR CONSUMPTION

Articles and Countries from which Imported	MONTH OF AUGUST 1958		EIGHT MONTHS ENDED AUGUST 1958		Class Number
	Quantities	Values (\$)	Quantities	Values (\$)	
306 BELGIUM				1562	
327 FRANCE		14971		18700	
335 GERMANY W		1152		3252	
340 HUNGARY				54	
344 ITALY				1451	
347 JAPAN		518		3498	
352 MEXICO				528	
354 NETHRLNDS		51		3145	
375 SWEDEN				2594	
376 SWITZRLND		50		269	
380 USSR				710	
381 ALASKA		103		103	
389 IRELAND				123	
400 U STATES		654638		5750245	
		938714		7190648	
BOOKS FOREIGN LANGUAGE					4311
100 U KINGDOM		2092		15303	
231 HONG KONG		295		1679	
305 AUSTRIA		145		1135	
306 BELGIUM		22085		175573	
317 CZECHO S				354	
326 FINLAND				697	
327 FRANCE		140087		1390699	
335 GERMANY W		3076		47880	
340 HUNGARY		827		7149	
341 ICELAND				150	
344 ITALY		3338		17460	
347 JAPAN				612	
354 NETHRLNDS		884		40973	
359 NORWAY		249		491	
360 ISRAEL				725	
365 POLAND				392	
370 ROUMANIA				1090	
372 SPAIN				160	
375 SWEDEN				4182	
376 SWITZRLND		276		8212	
380 USSR				2782	
387 VENEZUELA				1195	
400 U STATES		22251		302583	
		195605		2021476	

IMPORTS INTO CANADA FOR CONSUMPTION

Articles and Countries from which Imported	MONTH OF AUGUST 1958		EIGHT MONTHS ENDED AUGUST 1958		Class Number
	Quantities	Values (\$)	Quantities	Values (\$)	
<u>GROUP 5</u>					
<u>IRON AND ITS PRODUCTS</u>					
IRON ORE	TON				5001
309 BRAZIL			34224	441400	
400 U STATES	639667	5109566	2058711	17070427	
	639667	5109566	2092935	17511827	
FERRO TUNGSTEN	CWT				5010
100 U KINGDOM			589	54560	
400 U STATES			2	319	
			591	54879	
PIG IRON FOR AGRIC IMPLEMENTS	TON				5011
400 U STATES			63	5237	
			63	5237	
PIG IRON N O P	TON				5012
100 U KINGDOM			157	11183	
234 AUSTRALIA	114	5768	153	8078	
372 SPAIN			14363	649341	
400 U STATES			744	46556	
	114	5768	15417	715158	
FERRO MANG UNDER	CWT				5013
1 PC SILICON			2152	23141	
312 CHILE			4455	43596	
327 FRANCE			3029	38834	
347 JAPAN	1454	16274	7976	89100	
400 U STATES	1454	16274	17612	194671	
SILICO MANG OVER	CWT				5014
1 PC SILICON			108	1869	
100 U KINGDOM	3284	42872	17719	250311	
347 JAPAN	345	10395	13401	153460	
400 U STATES	3629	53267	31228	405640	
FERRO SILICON	CWT				5015
100 U KINGDOM			211	1891	
207 UN SO AFR			378	3958	
344 ITALY	1102	16962	1102	16962	
400 U STATES	3093	48726	15271	275436	
	4195	65688	16962	298247	
ALLOYS N O P FOR MFR OF STEEL	CWT				5018
100 U KINGDOM	162	27256	723	76615	
205 RHOD NYAS			10250	241738	
327 FRANCE			6462	160562	
335 GERMANY W	112	2093	334	6580	
359 NORWAY	1348	15636	4282	60659	
375 SWEDEN			420	7890	
400 U STATES	5690	146940	24053	907951	
	7312	191925	46524	1461995	
PRIMARY IRON N O P	TON				5019
400 U STATES	12	2330	201	35148	
	12	2330	201	35148	
INGOTS CARBON STEEL	TON				5023*
400 U STATES	85	12261	85	12261	
	85	12261	85	12261	
INGOTS ALLOY STEEL	TON				5025*
400 U STATES	92	33928	139	92082	
	92	33928	139	92082	
BLOOMS BILLETS CARBON STEEL	TON				5027*
400 U STATES	203	29722	298	41515	
	203	29722	298	41515	
BLOOMS BILLETS ALLOY STEEL	TON				5029*
100 U KINGDOM	1	333	6	2804	
327 FRANCE	7	6661	7	6661	
375 SWEDEN			1	506	
400 U STATES	130	59872	359	113501	
	138	66866	373	123472	
CAST SCRAP	TON				5031
400 U STATES	4725	102183	39677	1130945	
	4725	102183	39677	1130945	
WROUGHT SCRAP	TON				5032
359 NORWAY			4	85	
381 ALASKA	77	2313	226	6777	
400 U STATES	7553	259446	203419	6094024	
	7630	261759	203649	6100886	
TIN PLATE SCRAP	TON				5033
400 U STATES			239	6669	
			239	6669	
AXLES FOR RAILWAY VEHICLES					5041
100 U KINGDOM		131		749	
400 U STATES		1217		25454	
		1348		26203	
AXLES FOR VEHICLES N O P					5042
100 U KINGDOM				847	
335 GERMANY W				1073	
400 U STATES		127650		841361	
		127650		843281	
AXLES N O P					5043
359 NORWAY		114		299	
400 U STATES		2400		41308	
		2514		41607	
CASTINGS FOR AGRIC IMPLEMENTS					5044
400 U STATES		35915		182759	
		35915		182759	

* Cumulative figures for 1958 relate to period July 1 to August 31. See blue pages at front of report.

IMPORTS INTO CANADA FOR CONSUMPTION

Articles and Countries from which Imported	MONTH OF AUGUST 1958		EIGHT MONTHS ENDED AUGUST 1958		Class Number
	Quantities	Values (\$)	Quantities	Values (\$)	
INGOT MOULDS FOR STEEL 400 U STATES		19889		542575	5045
MOULDS N O P		19889		542575	
100 U KINGDOM				101	5046
306 BELGIUM				12914	
327 FRANCE				343	
335 GERMANY W				1287	
400 U STATES		33614		229097	
		33614		243742	
CASTINGS MALLEABLE N O P ROUGH	CWT				5047
100 U KINGDOM	21	340	316	5207	
376 SWITZRLND	2	63	79	2137	
400 U STATES	1081	27908	14394	342459	
	1104	28311	14789	349803	
CASTINGS NONMALLEABLE NOP RGH	CWT				5048
335 GERMANY W			5	157	
400 U STATES	1609	36792	12833	258123	
	1609	36792	12838	258280	
CASTINGS OF STEEL N O P ROUGH	CWT				5049
100 U KINGDOM			4	107	
234 AUSTRALIA			5	220	
359 NORWAY	426	11110	426	11110	
376 SWITZRLND			708	39480	
400 U STATES	3686	90644	36260	974360	
	4112	101754	37403	1025277	
FORGINGS N D P					5050
100 U KINGDOM		26389		163669	
335 GERMANY W		17086		17086	
375 SWEDEN				1857	
400 U STATES		90449		1011068	
		133924		1193680	
FORGINGS HOLLOW AND 20 TONS					5051
100 U KINGDOM		75860		740726	
335 GERMANY W		8877		23449	
400 U STATES		26769		274544	
		111506		1038719	
PISTON RING CASTINGS ROUGH					5052
100 U KINGDOM				2708	
400 U STATES		5855		66991	
		5855		69699	
CASTINGS FOR RAILWAY VEHICLES					5054
TIRES STEEL ROUGH RAILWAY	CWT				5055
100 U KINGDOM	91	1354	364	5985	
400 U STATES			175	2559	
	91	1354	539	8544	
STEEL WHEELS FOR RAILWAYS					5057
100 U KINGDOM		59855		2961459	
400 U STATES		16124		130752	
		75979		3092211	
FORGED GOLF CLUB HEADS	NO				5058
400 U STATES	10445	3319	43622	16185	
	10445	3319	43622	16185	
SEMI FINISHED PISTON CASTINGS					5059
400 U STATES		613		15555	
		613		15555	
BARS CARBON STEEL HOT ROLLED	CWT				5071*
100 U KINGDOM	4181	30391	7507	57589	
306 BELGIUM	77936	338372	141915	601329	
327 FRANCE	9541	36828	21018	81501	
335 GERMANY W	2506	10586	2506	10586	
347 JAPAN	999	3871	13807	56299	
375 SWEDEN			342	6828	
400 U STATES	34495	259107	68296	499859	
	129658	679155	255391	1313991	
BARS ALLOY STEEL HOT ROLLED	CWT				5075*
100 U KINGDOM	474	13790	2241	43233	
305 AUSTRIA			24	621	
375 SWEDEN	96	3954	175	6710	
400 U STATES	12717	152675	16904	234478	
	13287	170419	19344	285042	
WIRE RODS STEEL HOT ROLLED	CWT				5079
100 U KINGDOM			8711	49242	
306 BELGIUM	21833	102286	63779	331706	
312 CHILE			4338	22519	
335 GERMANY W	25279	123787	47242	234565	
359 NORWAY			21789	126848	
400 U STATES	1187	8416	8970	65933	
	48299	234489	154829	830813	
BARS CARBON STEEL COLD ROLLED	CWT				5083*
100 U KINGDOM	4589	36345	10041	80393	
305 AUSTRIA			114	1954	
306 BELGIUM	921	6299	1397	10101	
400 U STATES	5879	59772	11797	121514	
	11389	102416	23349	213962	
BARS ALLOY STEEL COLD ROLLED	CWT				5087*
100 U KINGDOM			86	2199	
400 U STATES	406	16015	1653	49524	
	406	16015	1739	51723	
BARS OR RODS FABRICATED N O P	CWT				5091*
100 U KINGDOM	346	9396	657	21499	
305 AUSTRIA			54	1829	
327 FRANCE			21	239	

* Cumulative figures for 1958 relate to period July 1 to August 31. See blue pages at front of report.

IMPORTS INTO CANADA FOR CONSUMPTION

Articles and Countries from which Imported	MONTH OF AUGUST 1958		EIGHT MONTHS ENDED AUGUST 1958		Class Number
	Quantities	Values (\$)	Quantities	Values (\$)	
335 GERMANY W	1059	12438	1152	13587	
375 SWEDEN	26	1035	46	1762	
400 U STATES	2602	50054	4753	87312	
	4033	72923	6683	126228	
PLATES 48 INCHES WIDE OR LESS	CWT				5101*
100 U KINGDOM	492	4483	628	6828	
306 BELGIUM	1429	7689	1429	7689	
347 JAPAN	3508	16967	4218	20434	
400 U STATES	4816	34816	11466	82672	
	10245	63955	17741	117623	
PLATES OV 48 INS LESS 100 INS	CWT				5102*
100 U KINGDOM	677	4157	4851	29420	
347 JAPAN	2882	16666	7468	38965	
400 U STATES	33705	230214	106414	716870	
	37264	251037	118733	785255	
PLATES 100 INCHES WIDE OR MORE	CWT				5103*
100 U KINGDOM	1014	6013	1014	6013	
400 U STATES	4885	33533	17229	108971	
	5899	39546	18243	114984	
PLATES CARBON SURFACE PATTERN	CWT				5104
100 U KINGDOM	3499	20407	4765	29047	
400 U STATES	33518	224146	144233	960067	
	37017	244553	148998	989114	
PLATES ALLOY STEEL	CWT				5105*
100 U KINGDOM	358	18234	630	34488	
375 SWEDEN	3771	120255	154	8607	
400 U STATES	4129	138489	7834	277225	
	4129	138489	8618	320320	
PLATES FABRICATED COATED NOP	CWT				5106
100 U KINGDOM	173	9143	558	15337	
327 FRANCE			10	132	
400 U STATES	3617	80477	29563	526505	
	3790	89620	30131	541974	
SHEETS NOT TEMPERED FOR SAWS	CWT				5115
100 U KINGDOM			815	18285	
335 GERMANY W	50	7993	383	32204	
375 SWEDEN			536	32483	
400 U STATES	1746	67309	11348	481745	
	1796	75302	13082	564717	
SHEETS TEMPERED FOR SAWS	CWT				5116
100 U KINGDOM			213	7757	
375 SWEDEN	7	550	438	27458	
400 U STATES	177	9964	1377	80330	
	184	10514	2028	115545	
SKELP H R OV 15 3 EIGHTHS INS	CWT				5121
347 JAPAN			339	1999	
400 U STATES	5289	29716	656876	4063704	
	5289	29716	657215	4065703	
SKELP H R NOT OV 15 3 EIGHTHS	CWT				5122
100 U KINGDOM			13	70	
400 U STATES	107742	610260	317909	1762443	
	107742	610260	317922	1762513	
STEEL COLD ROLLED FOR PIPES	CWT				5123
400 U STATES	24	222	10299	67473	
	24	222	10299	67473	
SHEET CARBON HOT ROLLED NOP	CWT				5128*
100 U KINGDOM	207	1501	686	4570	
306 BELGIUM	6627	32428	9587	47282	
347 JAPAN	3597	17366	3597	17366	
400 U STATES	57840	385814	118089	782779	
	68271	437109	131959	851997	
SHEET CARBON COLD ROLLED NOP	CWT				5129*
100 U KINGDOM	1609	16783	3167	31240	
335 GERMANY W	151	1977	220	2857	
375 SWEDEN	917	31928	1241	43896	
400 U STATES	47044	379209	93933	733626	
	49721	429897	98561	811619	
SHEET FOR PORCELAIN ENAMELLING	CWT				5131
100 U KINGDOM			4637	33658	
400 U STATES	24526	189905	129863	1015408	
	24526	189905	134500	1049066	
SHEET AND STRIP TINPLATE	CWT				5132
100 U KINGDOM	350	5217	72989	696475	
400 U STATES	1461	10522	16972	153769	
	1811	15739	89961	850244	
SHEET AND STRIP GALVANIZED	CWT				5133
100 U KINGDOM	215	1858	1463	15775	
306 BELGIUM	40	423	222	2471	
327 FRANCE			15	928	
335 GERMANY W			9	95	
400 U STATES	15283	163968	82628	937444	
	15538	166249	84337	956713	
SHEET AND STRIP TERNEPLATE	CWT				5134
100 U KINGDOM			315	2331	
400 U STATES	10190	93936	76847	684911	
	10190	93936	77162	687242	
SHEET COATED WITH METAL NOP	CWT				5138
100 U KINGDOM	45	966	50	1713	
335 GERMANY W			570	12483	
400 U STATES	4352	71405	27506	534748	
	4397	72371	28126	548944	
SHEET AND STRIP COATED NOP	CWT				5139
100 U KINGDOM	107	1274	2892	36939	
335 GERMANY W			167	2994	

* Cumulative figures for 1958 relate to period July 1 to August 31. See blue pages at front of report.

IMPORTS INTO CANADA FOR CONSUMPTION

Articles and Countries from which Imported	MONTH OF AUGUST 1958		EIGHT MONTHS ENDED AUGUST 1958		Class Number
	Quantities	Values (\$)	Quantities	Values (\$)	
400 U STATES	10926	128994	130352	1453774	
SHEET ALLOY STEEL N O P	11033	130268	133411	1493707	
100 U KINGDOM	CWT				5143*
327 FRANCE	3246	187252	8888	500965	
375 SWEDEN	453	16778	453	16778	
400 U STATES	225	11099	309	16272	
	8152	470612	16145	916581	
SHEET AND STRIP SILICON STEEL	12076	685741	25795	1450596	
100 U KINGDOM	CWT				5146
400 U STATES	76	930	76	930	
	20360	362076	216004	3924550	
	20436	363006	216080	3925480	
SHEET AND STRIP FABRICATED NOP	CWT				5149
100 U KINGDOM	1811	22327	5064	57133	
335 GERMANY W	170	2404	170	2404	
400 U STATES	13659	164573	51019	576786	
	15640	189304	56253	636323	
BEAMS WIDE FLANGE CARBON NOP	CWT				5151*
100 U KINGDOM	528	2760	528	2760	
306 BELGIUM	46319	217303	73466	351074	
327 FRANCE	1092	4756	1630	7300	
335 GERMANY W	639	3175	639	3175	
400 U STATES	249037	1448396	587115	3368846	
	297615	1676390	663378	3733155	
LARGER STRUCTURALS CARBON NOP	CWT				5155*
100 U KINGDOM	1689	11488	5100	35059	
306 BELGIUM	27226	116160	43827	186270	
327 FRANCE	9851	40548	14651	58541	
335 GERMANY W	2167	9231	2167	9231	
400 U STATES	25296	162526	76015	487679	
	66229	339953	141760	776780	
BAR SIZE SHAPES CARBON NOP	CWT				5159*
100 U KINGDOM	2940	16707	2940	16707	
306 BELGIUM	21242	99597	31677	148481	
327 FRANCE	2755	11541	4933	19938	
347 JAPAN	463	2118	463	2118	
400 U STATES	7549	58197	17285	128138	
	34949	188160	57298	315382	
SHEET PILING CARBON STEEL	CWT				5161*
100 U KINGDOM			8662	47438	
327 FRANCE			384	2119	
335 GERMANY W			2496	14979	
400 U STATES	4710	33024	4710	33024	
	4710	33024	16252	97560	
STRUCTURAL SHAPES ALLOY STEEL	CWT				5164*
100 U KINGDOM	5	268	5	268	
400 U STATES	237	14088	321	19128	
	242	14356	326	19396	
STEEL MASTS SHAPES FOR SHIPS	CWT				5165
100 U KINGDOM			13520	85659	
234 AUSTRALIA			612	5352	
347 JAPAN	4057	19022	11451	58054	
400 U STATES	8295	52354	247932	1551687	
	12352	71376	273515	1700752	
SASH OR CASEMENT SECTIONS	CWT				5166
100 U KINGDOM			3603	23534	
306 BELGIUM			210	1510	
400 U STATES	3963	40217	24070	263397	
	3963	40217	27883	288441	
STRUCTURALS FABRICATED NOP	CWT				5169
100 U KINGDOM	13379	132851	81640	856037	
335 GERMANY W	665	7940	2139	28692	
344 ITALY	525	6719	741	9526	
400 U STATES	3061	64715	45504	674437	
	17630	212225	130024	1568692	
RAILWAY RAILS	CWT				5173
306 BELGIUM			40	3921	
335 GERMANY W			190	4713	
354 NETHRLNDS			651	4182	
400 U STATES	4339	29418	15458	403938	
	4339	29418	16339	416754	
FISH PLATES SPLICE BARS ETC	CWT				5175
100 U KINGDOM	3806	27081	9286	67574	
306 BELGIUM			34	204	
335 GERMANY W			2602	14791	
354 NETHRLNDS			130	987	
400 U STATES	1808	24861	39197	380844	
	5614	51942	51249	464400	
RAILWAY TRACK MATERIAL NOP	CWT				5177
100 U KINGDOM			86	13461	
335 GERMANY W				245	
381 ALASKA	49	944	118	2334	
400 U STATES	300	5786	1632	52755	
	349	6730	1836	68795	
PIPES AND TUBES OF CAST IRON	CWT				5181
100 U KINGDOM	21617	80189	177457	737251	
400 U STATES	1867	39341	13824	228170	
	23484	119530	191281	965421	
DRILL PIPE	CWT				5182*
400 U STATES	5654	70548	6960	108889	
	5654	70548	6960	108889	
OIL COUNTRY GOODS STEEL NOP	CWT				5185*
100 U KINGDOM	12656	123750	17766	174499	
344 ITALY	1532	11220	5710	41820	

* Cumulative figures for 1958 relate to period July 1 to August 31. See blue pages at front of report.

IMPORTS INTO CANADA FOR CONSUMPTION

Articles and Countries from which Imported	MONTH OF AUGUST 1958		EIGHT MONTHS ENDED AUGUST 1958		Class Number
	Quantities	Values (\$)	Quantities	Values (\$)	
347 JAPAN	2472	19016	16486	142852	
400 U STATES	15796	196786	53405	612874	
	32456	350772	93367	972045	
TRANSMISSION PIPE AND FITTINGS	CWT				5188*
100 U KINGDOM			313941	2409261	
400 U STATES	1700	157385	2950	230956	
	1700	157385	316891	2640217	
CORRUGATED METAL CULVERT PIPE	CWT				5189*
381 ALASKA			1	89	
400 U STATES	483	5339	1149	12118	
	483	5339	1150	12207	
PRESSURE PIPE FOR BOILERS ETC	CWT				5191
100 U KINGDOM	4589	53521	37657	566939	
335 GERMANY W			1478	33174	
375 SWEDEN			177	8570	
376 SWITZRLND	714	7053	6701	70936	
400 U STATES	4766	110009	71166	1805335	
	10069	170583	117179	2484954	
SEAMLESS TUBES FOR BEARINGS	CWT				5192*
335 GERMANY W			447	9417	
375 SWEDEN			1316	19619	
400 U STATES	8318	205004	13001	326064	
	8318	205004	14764	355100	
PIPE FOR PAPER MAKING ROLLS	CWT				5193
100 U KINGDOM			508	60082	
335 GERMANY W			39	843	
400 U STATES	7	153	174	8427	
	7	153	721	69352	
PIPE SEAMLESS COLD DRAWN NOP	CWT				5196*
100 U KINGDOM	2711	71347	5544	177443	
335 GERMANY W	258	4566	258	4566	
375 SWEDEN	179	11688	307	20388	
400 U STATES	8974	268199	17002	470177	
	12122	355800	23111	672574	
PIPES IRON OR STEEL N O P	CWT				5197*
100 U KINGDOM	18861	149826	37480	326671	
306 BELGIUM	2139	16205	7408	54200	
327 FRANCE	3963	26351	6517	44921	
335 GERMANY W	703	7930	9451	78031	
354 NETHRLNDS	2531	22489	5023	39288	
375 SWEDEN	20	761	39	2024	
400 U STATES	80863	745736	142383	1478696	
	109080	969298	208301	2023831	
PIPE FITTINGS WELDING TYPE					5198
100 U KINGDOM		48295		321126	
335 GERMANY W		7100		228981	
347 JAPAN		2280		5764	
354 NETHRLNDS		5420		6720	
400 U STATES		156197		1632245	
		219292		2194836	
PIPE FITTINGS COUPLINGS NOP					5199
100 U KINGDOM		18490		189974	
327 FRANCE				42745	
335 GERMANY W		8219		46267	
344 ITALY		4974		26228	
347 JAPAN		34540		191707	
354 NETHRLNDS		1448		2628	
375 SWEDEN		6581		9721	
400 U STATES		556613		3803063	
		630865		4312333	
WELDING RODS OF ALL KINDS	CWT				5200
100 U KINGDOM	71	1922	656	31011	
234 AUSTRALIA			5	516	
306 BELGIUM			32	785	
327 FRANCE			1	70	
335 GERMANY W	13	2684	273	21980	
375 SWEDEN			5	436	
376 SWITZRLND			6	215	
400 U STATES	8793	307293	86601	2494826	
	8877	311899	87579	2549839	
WIRE BARBED FENCING	CWT				5201
100 U KINGDOM	1677	15413	31563	289573	
306 BELGIUM			5656	36990	
327 FRANCE	352	1948	12117	76876	
335 GERMANY W	399	2638	10153	72975	
347 JAPAN	767	4479	9111	55401	
354 NETHRLNDS	324	1959	2716	17333	
400 U STATES	50	444	1349	8893	
	3569	26881	72665	558041	
WIRE FLAT QUARTER INCH OR LESS	CWT				5203
100 U KINGDOM	41	455	591	8694	
306 BELGIUM	441	2685	441	2685	
335 GERMANY W			18	300	
400 U STATES	375	5474	1718	43008	
	857	8614	2768	54687	
WIRE ZINC COATED	CWT				5204
100 U KINGDOM	1651	16011	30312	267332	
306 BELGIUM	110	589	2615	17692	
327 FRANCE			1924	11250	
335 GERMANY W	400	2256	4126	34191	
347 JAPAN	644	4523	2697	16904	
354 NETHRLNDS			440	3270	
400 U STATES	2665	53899	14627	290540	
	5470	77278	56741	641179	

* Cumulative figures for 1958 relate to period July 1 to August 31. See blue pages at front of report.

IMPORTS INTO CANADA FOR CONSUMPTION

Articles and Countries from which Imported	MONTH OF AUGUST 1958		EIGHT MONTHS ENDED AUGUST 1958		Class Number
	Quantities	Values (\$)	Quantities	Values (\$)	
WIRE COATED NOP OR COVERED	CWT				5205
100 U KINGDOM	258	3326	2810	65717	
306 BELGIUM			723	4400	
335 GERMANY W	8	145	888	14907	
347 JAPAN	6	147	162	2759	
359 NORWAY			6	94	
400 U STATES	309	25031	4583	196644	
	581	28649	9172	284521	
WIRE ROPE FOR RIGGING SHIPS	CWT				5206
100 U KINGDOM			379	10371	
335 GERMANY W			4	71	
400 U STATES			227	5094	
			610	15536	
WIRE ROPE CABLE NOP IRON STEEL	CWT				5207
100 U KINGDOM	3196	55346	25400	543163	
306 BELGIUM	218	2610	2683	37389	
318 DENMARK			72	1180	
335 GERMANY W	1350	23791	9330	166122	
344 ITALY			15	302	
347 JAPAN	691	7074	1440	16380	
354 NETHRLNDS	1298	19196	8622	130251	
375 SWEDEN			29	978	
400 U STATES	609	28199	8603	444460	
	7362	136216	56194	1340225	
WIRE STEEL FOR UPHOL SPRINGS	CWT				5208
335 GERMANY W	22	290	22	290	
400 U STATES	396	4398	1604	15945	
	418	4688	1626	16235	
WIRE STEEL FOR CORSET STEELS	CWT				5209
100 U KINGDOM	46	1676	484	17678	
335 GERMANY W	55	1358	234	6071	
400 U STATES	34	2824	569	35047	
	135	5856	1287	58796	
WIRE STEEL FOR MFR WIRE ROPE	CWT				5210
100 U KINGDOM	18935	215072	154007	1810591	
306 BELGIUM	200	1636	200	1636	
327 FRANCE			1120	10416	
335 GERMANY W	6020	61175	18303	194046	
347 JAPAN			1198	13511	
400 U STATES	1007	13067	14545	244443	
	26162	290950	189373	2274643	
WIRE ROPE STEEL COMML FISHING					5211
100 U KINGDOM		18663		255708	
306 BELGIUM		945		2156	
318 DENMARK		901		9608	
335 GERMANY W		2027		3771	
347 JAPAN		464		525	
359 NORWAY		604		604	
400 U STATES		1627		5920	
		25231		278292	
WIRE STEEL FOR CARD CLOTHING	CWT				5212
100 U KINGDOM			26	914	
400 U STATES	2	114	15	994	
	2	114	41	1908	
WIRE ROPE CABLE STEEL USED	CWT				5213
400 U STATES			6433	23537	
			6433	23537	
WIRE OF IRON OR STEEL N O P	CWT				5214
100 U KINGDOM	2455	26192	22402	226494	
305 AUSTRIA			40	229	
306 BELGIUM	992	5270	10936	66009	
318 DENMARK	3	72	3162	14628	
327 FRANCE	4073	18649	7828	40563	
335 GERMANY W	2002	13412	6812	51408	
347 JAPAN	912	4620	7647	42628	
354 NETHRLNDS			1134	6324	
375 SWEDEN	324	19268	1338	67520	
400 U STATES	4211	106377	36003	832741	
	14972	193860	97302	1348544	
WIRE FENCING NOT LESS 080 INCH					5215
100 U KINGDOM		14808		126593	
335 GERMANY W				8018	
400 U STATES		1747		56001	
		16555		190612	
WIRE FENCING WOVEN N O P					5216
100 U KINGDOM				3022	
305 AUSTRIA		1310		14669	
306 BELGIUM				9376	
335 GERMANY W		246		4732	
354 NETHRLNDS				13921	
400 U STATES		678		27925	
		2234		73645	
WIRE NETTING FOR FUR FARMS					5217
100 U KINGDOM		494		6555	
306 BELGIUM				13912	
335 GERMANY W				202	
400 U STATES		4189		18355	
		4683		39024	
WIRE SCREENS DOORS WINDOWS					5218
100 U KINGDOM				871	
327 FRANCE				94	
335 GERMANY W				57	
400 U STATES		23458		110365	
		23458		111387	

IMPORTS INTO CANADA FOR CONSUMPTION

Articles and Countries from which imported	MONTH OF AUGUST 1958		EIGHT MONTHS ENDED AUGUST 1958		Class Number
	Quantities	Values (\$)	Quantities	Values (\$)	
WIRE MESH IN ACETATE FILM					
100 U KINGDOM		3700		9059	5219
400 U STATES		5351		8236	
		9051		17295	
WIRE CLOTH OR SCREEN OF IRON					
100 U KINGDOM		867		6306	5220
327 FRANCE		57		230	
335 GERMANY W		1489		24745	
347 JAPAN		948		120587	
354 NETHRLNDS		564		2179	
400 U STATES		24575		190649	
		28500		344696	
WIRE NETTING OF IRON OR STEEL					
100 U KINGDOM		5121		164368	5221
305 AUSTRIA		3518		43365	
306 BELGIUM				8938	
327 FRANCE				479	
335 GERMANY W		10129		56648	
344 ITALY				12764	
347 JAPAN				19498	
354 NETHRLNDS				6498	
400 U STATES		14320		152604	
		33088		465162	
WIRE RUSTPROOF FOR FISHING					
100 U KINGDOM				2042	5222
347 JAPAN				1886	
400 U STATES		355		15490	
		355		19418	
WIRE ROPE FOR WELL DRILLING					
100 U KINGDOM	CWT		1780	26605	5223
347 JAPAN			2153	28876	
400 U STATES			2972	74152	
			6905	129633	
WELDED WIRE FABRIC REINFORCING					
100 U KINGDOM	CWT	41	221	2500	5224
306 BELGIUM		364	9451	57146	
327 FRANCE			787	4235	
400 U STATES		237	3790	62330	
		278	3813	14249	
CABLE CHAIN FOR SHIPS					
100 U KINGDOM	CWT		6021	96197	5231
400 U STATES		52	1089	27694	
		52	7110	123891	
COIL CHAIN 9 EIGHTHS AND OVER					
100 U KINGDOM	CWT	2545	8955	80065	5232
359 NORWAY		16999	1119	5147	
400 U STATES		128	1213	42372	
		2673	11287	127584	
COIL CHAIN UNDER 9 EIGHTHS IN					
100 U KINGDOM	CWT	583	2586	53068	5233
335 GERMANY W		1892	3247	40805	
354 NETHRLNDS		193	226	3058	
400 U STATES		291	1241	47831	
		2959	7300	144762	
SPROCKET CHAIN FOR AGRIC IMPL					
100 U KINGDOM		720		1459	5234
335 GERMANY W		65562		354334	
400 U STATES		20133		464136	
		86415		819929	
SILENT CHAIN ROLLER CHAIN					
100 U KINGDOM		27025		339331	5235
305 AUSTRIA				2368	
317 CZECHO S				1202	
327 FRANCE				182	
335 GERMANY W		27707		119652	
347 JAPAN		2199		47168	
375 SWEDEN		319		451	
400 U STATES		105942		938334	
		163192		1448688	
CHAINS N O P					
100 U KINGDOM		10144		50734	5236
305 AUSTRIA				1264	
317 CZECHO S				110	
335 GERMANY W		2625		13589	
344 ITALY				532	
347 JAPAN		2794		5078	
400 U STATES		71741		392425	
		87304		463732	
DIESEL ENGINE PARTS N O P					
100 U KINGDOM		123770		941678	5240
305 AUSTRIA				77	
317 CZECHO S		418		418	
318 DENMARK		1974		19988	
327 FRANCE				2926	
335 GERMANY W		10590		90903	
344 ITALY		549		3570	
354 NETHRLNDS		24575		37347	
375 SWEDEN		2777		19479	
376 SWITZRLNO		2191		13927	
381 ALASKA				446	
400 U STATES		863503		8952018	
		1030347		10082777	
AUTOMOBILE ENGINES AND PARTS					
100 U KINGDOM	NO	1	15	356938	5242
327 FRANCE		44194		313	
335 GERMANY W		150	262	282566	

IMPORTS INTO CANADA FOR CONSUMPTION

Articles and Countries from which Imported	MONTH OF AUGUST 1958		EIGHT MONTHS ENDED AUGUST 1958		Class Number
	Quantities	Values (\$)	Quantities	Values (\$)	
344 ITALY		3042		11979	
375 SWEDEN		228		431	
400 U STATES	20	423549	2789	7017481	
ENGINES GAS MARINE AND PARTS	171	537296	3066	7669708	
100 U KINGDOM	NO				5244
318 DENMARK	3	4142	30	162260	
326 FINLAND			2	439	
375 SWEDEN			1	216	
400 U STATES	25	44074	2	685	
ENGINES MOTOR TRUCK AND PARTS	28	48216	406	700895	
100 U KINGDOM	NO				5245
335 GERMANY W	1	1847	128	234513	
400 U STATES	50	13927	210	43396	
ENGINES FISHING BOAT AND PARTS	254	446843	4034	5343542	
100 U KINGDOM	305	462617	4372	5621451	
400 U STATES	NO				5246
PARTS OF AIRCRAFT ENGINES	7	1972	17	5556	
100 U KINGDOM	13	13718	181	123928	
400 U STATES	20	15690	198	129484	
ENGINES UP TO 1 AND 1 HALF HP					5248
100 U KINGDOM		209084		5260461	
400 U STATES				603	
ENGINES GAS N O P AND PARTS				8916	
100 U KINGDOM				2166	
335 GERMANY W				184	
347 JAPAN				9786138	
376 SWITZRLND		872900		15058468	
400 U STATES		1081984			
ENGINES STEAM N O P AND PARTS	NO				5251
100 U KINGDOM			25	930	
400 U STATES	2	662	215	9375	
ENGINES AIRCRAFT UP TO 200 HP	2	662	240	10305	
100 U KINGDOM	NO				5252
335 GERMANY W	1	6974	26	39313	
347 JAPAN		23272	61	35690	
376 SWITZRLND			204	13494	
400 U STATES		202898	1	1135890	
ENGINES AIRCRAFT 201 TO 500 HP	11669	914532	122678	8805256	
100 U KINGDOM	11670	1147676	122970	10029643	
335 GERMANY W	NO				5253
376 SWITZRLND		1792	1	76384	
400 U STATES				1805	
FIRE ENGINES MACHINES AND PTS	28	213512	187	1448476	
100 U KINGDOM	28	215304	189	1527860	
335 GERMANY W	NO				5254
400 U STATES	4	148004	40	9311117	
LOCOMOTIVES RAILWAY N O P	3		3	2006	
100 U KINGDOM	10	75247	199	283499	
400 U STATES	14	223251	242	1216622	
LOCOMOTIVE CHASSIS TOPS WHEELS	NO				5255
100 U KINGDOM			10	587465	
400 U STATES			10	587465	
LOCOMOTIVES SAWMILL MINING		69		3301	5256
100 U KINGDOM		124738		1422440	
400 U STATES		124807		1425741	
ENGINES AIRCRAFT UP TO 200 HP	NO				5257
100 U KINGDOM	8	47021	38	418924	
400 U STATES	3	52959	55	1336518	
ENGINES AIRCRAFT 201 TO 500 HP	11	99980	93	1757442	
100 U KINGDOM	NO				5258
400 U STATES	41	41340	1	207	
ENGINES AIRCRAFT 501 TO 1000HP	41	41340	365	374505	
100 U KINGDOM	NO				5259
400 U STATES	1	2027	1	2027	
ENGINES AIRCRAFT OVER 1000 HP	10	44708	156	480856	
100 U KINGDOM	11	46735	157	482883	
335 GERMANY W	NO				5260
400 U STATES	4	27948	43	361171	
ENGINES MARINE DIESEL	4	27948	43	361171	
100 U KINGDOM	NO				5261
335 GERMANY W	1	85095	82	4055297	
400 U STATES	22	772369	220	14006190	
ENGINES MOTOR VEHICLE DIESEL	23	857464	302	18061487	
100 U KINGDOM	NO				5265
335 GERMANY W	9	152582	173	817212	
354 NETHRLNDS	1	3641	25	26651	
375 SWEDEN			3	603417	
400 U STATES	2	1292	32	125330	
ENGINES Locomotive Diesel	41	143555	381	1226117	
100 U KINGDOM	53	301070	614	2798727	
335 GERMANY W	NO				5266
400 U STATES	24	46118	312	510635	
ENGINES DIESEL SEMI DIESEL N O P	17	52786	4	6981	
100 U KINGDOM	41	98904	192	475328	
335 GERMANY W	NO				5267
400 U STATES			508	992944	
ENGINES DIESEL SEMI DIESEL N O P	10	216190	2	54372	
100 U KINGDOM	10	216190	210	4821539	
335 GERMANY W	NO				5268
400 U STATES	107	127002	1085	1289964	
ENGINES DIESEL SEMI DIESEL N O P	11	19122	45	53548	
100 U KINGDOM			2	3154	
335 GERMANY W					
375 SWEDEN					

IMPORTS INTO CANADA FOR CONSUMPTION

Articles and Countries from which Imported	MONTH OF AUGUST 1958		EIGHT MONTHS ENDED AUGUST 1958		Class Number
	Quantities	Values (\$)	Quantities	Values (\$)	
400 U STATES	203	388721	1316	2633808	
POWER BOILERS	321	534845	2448	3980474	5274
100 U KINGDOM				349226	
335 GERMANY W				159	
354 NETHRLNDS				2419	
400 U STATES		118297		1123027	
POWER BOILER PARTS		118297		1160531	5275
100 U KINGDOM		132		18101	
335 GERMANY W				165	
400 U STATES		149014		1110652	
OUTBOARD MOTORS		149146		1128918	5280
100 U KINGDOM	NO				
335 GERMANY W	80	5647	526	42212	
400 U STATES	1	101	11	2783	
	324	72375	6652	1661033	
OUTBOARD MOTOR PARTS	405	78123	7189	1706028	5283
100 U KINGDOM		417		2752	
335 GERMANY W		741		3946	
400 U STATES		277533		4395819	
CREAM SEPARATOR PARTS		278691		4402517	5290
100 U KINGDOM				1950	
318 DENMARK				4933	
326 FINLAND				268	
335 GERMANY W		1341		2647	
375 SWEDEN		738		10990	
400 U STATES		12182		66715	
CREAM SEPARATORS		14261		87503	5292
318 DENMARK	NO				
326 FINLAND			1	2443	
335 GERMANY W			10	16947	
375 SWEDEN	173	13205	1062	110642	
400 U STATES	321	20476	3364	274379	
	3	3865	295	222866	
MILK CLARIFIERS AND PARTS	497	37546	4732	627277	5293
318 DENMARK				1628	
375 SWEDEN				14526	
400 U STATES				13272	
MILKING MACHINES AND PARTS				29426	5294
100 U KINGDOM		903		4523	
335 GERMANY W				7570	
375 SWEDEN				1021	
400 U STATES		178260		1851385	
PASTEURIZERS DAIRY AND PARTS		179163		1864499	5295
100 U KINGDOM	NO				
236 NEW ZEAL	4	7379	25	79159	
375 SWEDEN				251	
400 U STATES				39092	
POWER DAIRY MACHINERY AND PTS	14	22630	179	207225	5296
100 U KINGDOM	18	30009	204	325727	
335 GERMANY W		924		21798	
344 ITALY		625		9614	
354 NETHRLNDS				623	
375 SWEDEN		356		6907	
376 SWITZRLND				15323	
400 U STATES		141310		9561	
FORKS PRONGED		143215		3014723	5301
100 U KINGDOM	002				
335 GERMANY W	25	509	223	1754	
344 ITALY			2397	19113	
347 JAPAN			100	312	
400 U STATES			85	1027	
HARVESTERS AND PARTS	114	2494	713	16852	5302
100 U KINGDOM	139	3003	3518	39058	
318 DENMARK				2521	
335 GERMANY W				5446	
400 U STATES				2123	
HAY LOADERS AND PARTS	164	143919	1105	1805728	5303
100 U KINGDOM	164	143919	1127	1815818	
335 GERMANY W					
400 U STATES					
HAY TEDDERS AND PARTS					5304
100 U KINGDOM	NO				
400 U STATES	48	14809	326	73241	
MOWING MACHINES AND PARTS	48	14809	326	73241	5305
100 U KINGDOM					
335 GERMANY W	1	279	1	279	
375 SWEDEN				4	
400 U STATES				312	
POTATO DIGGERS PLANTERS PARTS	1	279	5	591	5306
100 U KINGDOM	NO				
335 GERMANY W		259	26	1995	
375 SWEDEN			20	5467	
400 U STATES				3602	
	145	136756	6387	2015258	
	146	137015	6433	2026322	
POTATO DIGGERS PLANTERS PARTS					5306
100 U KINGDOM				59	
335 GERMANY W			68	7943	
400 U STATES	106	72170	758	448837	
	106	72170	826	456839	

IMPORTS INTO CANADA FOR CONSUMPTION

Articles and Countries from which Imported	MONTH OF AUGUST 1958		EIGHT MONTHS ENDED AUGUST 1958		Class Number
	Quantities	Values (\$)	Quantities	Values (\$)	
RAKES HORSE OR POWER AND PARTS	NO				5307
100 U KINGDOM			9	1915	
354 NETHRLNDS			130	19768	
400 U STATES	268	87983	7877	2393016	
	268	87983	8016	2414699	
RAKES N O P	DOZ				5308
100 U KINGDOM			898	6353	
335 GERMANY W	100	810	2654	17672	
344 ITALY			510	4223	
347 JAPAN	415	299	8174	14729	
400 U STATES	1555	12128	11020	82498	
	2070	13237	23256	125475	
SCYTHES	DOZ				5310
100 U KINGDOM			294	4918	
305 AUSTRIA	15	207	1212	21401	
354 NETHRLNDS			4	298	
375 SWEDEN			315	4677	
400 U STATES			900	13735	
	15	207	2725	45029	
SICKLES OR REAPING HOOKS	DOZ				5311
100 U KINGDOM			456	2133	
305 AUSTRIA			48	242	
400 U STATES	27	212	1070	9017	
	27	212	1574	11392	
CULTIVATORS SCUFFLERS AND PTS					5321
100 U KINGDOM		12758		86781	
335 GERMANY W		263		14579	
347 JAPAN		92		415	
354 NETHRLNDS				198	
359 NORWAY		425		891	
400 U STATES		210886		3720624	
		224424		3823488	
DRILLS SEED SEEDERS AND PARTS					5322
100 U KINGDOM				1762	
400 U STATES		53158		1243372	
		53158		1245134	
HARROWS DISC AND PARTS					5323
400 U STATES		14032		586330	
		14032		586330	
HARROWS AND PARTS N O P					5324
100 U KINGDOM				21195	
347 JAPAN				588	
400 U STATES		9420		537017	
		9420		558800	
HOES	DOZ				5325
100 U KINGDOM			378	2246	
335 GERMANY W			150	515	
347 JAPAN			253	2075	
354 NETHRLNDS			3	73	
400 U STATES	21	336	1454	15355	
	21	336	2238	20264	
PLOUGHS DISC AND PARTS					5326
100 U KINGDOM				582	
400 U STATES		33417		473316	
		33417		473898	
PLOUGHS AND PARTS N D P					5327
100 U KINGDOM		1454		79609	
317 CZECHO S				212	
400 U STATES		205843		1604963	
		207297		1684784	
ROLLERS FARM OR LAWN AND PARTS	NO				5328
100 U KINGDOM			1	73	
400 U STATES	1	529	1366	50466	
	1	529	1367	50539	
FANNING MILL PEAVINERS AND PTS	NO				5331
335 GERMANY W			1	108	
400 U STATES	41	54481	567	541753	
	41	54481	568	541861	
HARVESTER COMBINES AND PARTS	NO				5332
100 U KINGDOM		2032	3	68829	
335 GERMANY W				1133	
400 U STATES	429	2137747	2210	14903754	
	429	2139779	2213	14973716	
THRESHING MACHINE SEPARATORS	NO				5333
400 U STATES	20	8765	41	19716	
	20	8765	41	19716	
THRESHING MACHINE PARTS					5334
400 U STATES		7854		175669	
		7854		175669	
ELECT GENERATORS FARM AND PTS					5342
100 U KINGDOM				602	
400 U STATES		5480		23309	
		5480		23911	
FODDER FEED CUTTERS AND PARTS	NO				5343
400 U STATES	153	67655	649	419952	
	153	67655	649	419952	
FRUIT VEGETABLE GRADING MACH					5344
100 U KINGDOM				7082	
335 GERMANY W				4715	
354 NETHRLNDS		1283		1963	
400 U STATES		66490		545404	
		67773		559164	
GRAIN HAY GRINDERS AND PARTS	NO				5345
400 U STATES	349	81173	1448	497167	
	349	81173	1448	497167	

IMPORTS INTO CANADA FOR CONSUMPTION

Articles and Countries from which Imported	MONTH OF AUGUST 1958		EIGHT MONTHS ENDED AUGUST 1958		Class Number	
	Quantities	Values (\$)	Quantities	Values (\$)		
HAY PRESSES AND PARTS	NO				5346	
100 U KINGDOM			3	24761		
327 FRANCE			202	141488		
335 GERMANY W		3068	1	3634		
400 U STATES	387	472535	4390	5658216		
	387	475603	4596	5828099		
MANURE SPREADERS AND PARTS	NO				5350	
400 U STATES	260	136361	4428	1697275		
	260	136361	4428	1697275		
POST HOLE DIGGERS AND PARTS	NO				5352	
335 GERMANY W			23	1427		
400 U STATES	77	12144	2882	195606		
	77	12144	2905	197033		
SPADES AND SHOVELS N O P	DOZ				5353	
100 U KINGDOM	161	2762	3628	51711		
335 GERMANY W	30	276	128	1433		
347 JAPAN			1262	12050		
354 NETHRLNDS			4	150		
400 U STATES	168	2440	1493	22094		
	359	5478	6515	87438		
SPRAYING AND OUSTING MACHINES					5354	
100 U KINGDOM		6216		28729		
318 DENMARK				1468		
327 FRANCE				286		
335 GERMANY W		2009		28527		
347 JAPAN				4466		
400 U STATES		63746		1847884		
		71971		1911360		
TRACTION DITCHING MACH AND PTS	NO				5356	
100 U KINGDOM		1388		1604		
400 U STATES	11	93613	94	760588		
	11	95001	94	762192		
TRACTORS INTERNAL COMBUSTION	ND				5357	
100 U KINGDOM	47	103926	2264	3523437		
227 BAHAMAS			1	886		
317 CZECHO S			2	3615		
347 JAPAN			1	222		
375 SWEDEN			20	3602		
381 ALASKA			3	7946		
400 U STATES	1524	4992969	17682	49772616		
	1571	5096895	19973	53312324		
TRACTOR PARTS AND ACCESSORIES						5358
100 U KINGDOM		51850		539286		
306 BELGIUM				400		
335 GERMANY W		18063		50082		
375 SWEDEN		74		1806		
376 SWITZRLND				300		
381 ALASKA		100		6179		
400 U STATES		3394342		27635425		
		3464429		28233478		
WINDMILLS AND PARTS					5361	
400 U STATES		1007		10221		
		1007		10221		
PRUNING HOOKS SHEARS OEHORNERS					5362	
100 U KINGDOM		110		16160		
327 FRANCE				310		
335 GERMANY W		211		2388		
344 ITALY		1433		18815		
347 JAPAN		61		273		
376 SWITZRLND		1039		3205		
400 U STATES		4029		76857		
		6883		118008		
AGRIC IMPLEMENTS NOP AND PARTS					5363	
100 U KINGDOM		6105		124810		
306 BELGIUM				6040		
318 DENMARK		1079		7736		
326 FINLAND				250		
327 FRANCE		50		451		
335 GERMANY W		3804		37164		
347 JAPAN		3590		52625		
354 NETHRLNDS				827		
375 SWEDEN		242		3984		
376 SWITZRLND		54		143		
400 U STATES		1157717		10910156		
		1172641		11144186		
KNIVES AND FORKS TABLE						5371
100 U KINGDOM		20183		92923		
215 INDIA		253		2545		
231 HONG KONG				932		
305 AUSTRIA		433		2507		
318 DENMARK		710		7851		
326 FINLAND		511		511		
327 FRANCE		1146		5926		
335 GERMANY W		7400		37639		
344 ITALY				1329		
347 JAPAN		167551		653252		
354 NETHRLNDS		55		2163		
375 SWEDEN		234		24757		
376 SWITZRLND		259		259		
400 U STATES		11710		126409		
		210445		959003		
POCKET KNIVES					5372	
100 U KINGDOM		21168		124191		
313 CHINA				348		
327 FRANCE		942		1276		
335 GERMANY W		17840		160467		

IMPORTS INTO CANADA FOR CONSUMPTION

97

Articles and Countries from which Imported	MONTH OF AUGUST 1958		EIGHT MONTHS ENDED AUGUST 1958		Class Number
	Quantities	Values (\$)	Quantities	Values (\$)	
344 ITALY		60		6300	
347 JAPAN		6580		28800	
354 NETHRLNDS				66	
375 SWEDEN				1081	
376 SWITZRLND		432		2636	
400 U STATES		3063		41725	
		50085		366890	
RAZORS N O P AND PARTS					5373
100 U KINGDOM		1427		100848	
335 GERMANY W		3017		16334	
375 SWEDEN				131	
400 U STATES		2646		57046	
		7090		174359	
SAFETY RAZOR BLADES					5374
100 U KINGDOM	D02 11835	3876	96998	15602	
318 DENMARK			55666	2788	
335 GERMANY W	29634	1399	393597	16604	
360 ISRAEL			62500	1916	
375 SWEDEN			4167	949	
400 U STATES	83636	7014	914822	67550	
	125105	12289	1527750	105409	
SCISSORS AND SHEARS N O P					5375
100 U KINGDOM		8998		110890	
216 PAKISTAN		754		4600	
318 DENMARK				102	
327 FRANCE		167		693	
335 GERMANY W		37965		379750	
344 ITALY		3312		27169	
347 JAPAN		7422		31237	
375 SWEDEN				462	
376 SWITZRLND				71	
400 U STATES		21664		276583	
		80282		831557	
OTHER KNIVES N O P					5376
100 U KINGDOM		6306		45811	
215 INDIA				107	
231 HONG KONG				497	
305 AUSTRIA				298	
318 DENMARK		122		424	
326 FINLAND		87		684	
327 FRANCE		686		6663	
335 GERMANY W		16559		127455	
347 JAPAN		3117		24894	
352 MEXICO				76	
359 NORWAY				994	
375 SWEDEN		622		7793	
376 SWITZRLND				281	
400 U STATES		9008		73222	
		36507		289199	
SPOONS					5377
100 U KINGDOM		1607		4946	
231 HONG KONG				223	
305 AUSTRIA		408		2036	
318 DENMARK				2458	
326 FINLAND		213		213	
327 FRANCE				119	
335 GERMANY W		2873		15903	
344 ITALY		504		2740	
347 JAPAN		36469		209010	
354 NETHRLNDS		92		3786	
375 SWEDEN		282		1946	
400 U STATES		1316		38992	
		43764		282372	
KNIVES BUTCHER AND KITCHEN					5378
100 U KINGDOM		12611		116756	
215 INDIA				87	
231 HONG KONG				112	
318 DENMARK				51	
327 FRANCE		434		14144	
335 GERMANY W		10295		69485	
344 ITALY				365	
347 JAPAN		6559		35635	
375 SWEDEN		557		1881	
376 SWITZRLND				1404	
400 U STATES		35505		149975	
		65961		389895	
HINGES AND BUTTS					5381
100 U KINGDOM	LB 30187	6678	337799	67632	
306 BELGIUM	1875	443	19391	5478	
335 GERMANY W	50750	11506	466259	100942	
344 ITALY	1852	367	1852	367	
347 JAPAN	81420	18366	680707	130635	
354 NETHRLNDS			936	426	
375 SWEDEN	11853	2884	74947	18390	
400 U STATES	70433	36588	568256	346536	
	248370	76832	2150147	670406	
CUT NAILS					5391
100 U KINGDOM	CWT 365	2798	940	7778	
375 SWEDEN			15	519	
400 U STATES	321	14005	2589	83110	
	686	16803	3544	91407	
SPIKES EXCEPT RAILWAY NOP					5392*
TACKS ALL KINDS N O P					5393
100 U KINGDOM	LB		5865	1675	

* Cumulative figures for 1958 relate to period July 1 to August 31. See blue pages at front of report.

IMPORTS INTO CANADA FOR CONSUMPTION

Articles and Countries from which Imported		MONTH OF AUGUST 1958		EIGHT MONTHS ENDED AUGUST 1958		Class Number
		Quantities	Values (\$)	Quantities	Values (\$)	
318	DENMARK			1 949	642	
335	GERMANY W	592	454	6 120	2913	
400	U STATES	1 582	932	1 7052	7865	
		2174	1386	30 986	13 095	
WIRE NAILS OVER ONE INCH		CWT				5394
100	U KINGDOM	6279	46548	113 836	877502	
231	HONG KONG	1000	5660	2500	14486	
305	AUSTRIA			400	2825	
306	BELGIUM	350	2276	350	2276	
313	CHINA			1500	8468	
317	CZECHO S			5700	38183	
318	DENMARK			17	227	
335	GERMANY W	2692	20247	8140	62352	
344	ITALY	200	1224	200	1224	
347	JAPAN	6572	46761	48143	368156	
354	NETHRLNDS			335	2455	
365	POLAND	1850	12437	4402	29280	
375	SWEDEN	311	2320	557	4603	
400	U STATES	1865	26474	10405	160534	
		21119	163947	196485	1572571	
NAILS AND BRADS N O P		LB				5395
100	U KINGDOM	4781	1316	36937	10416	
335	GERMANY W	804	461	18325	7133	
347	JAPAN			3003	341	
375	SWEDEN			3700	914	
400	U STATES	11116	5139	104236	38871	
		16701	6916	166201	57675	
HAND SEWING NEEDLES						5400
100	U KINGDOM		490		23000	
317	CZECHO S				1900	
335	GERMANY W				2426	
347	JAPAN				819	
400	U STATES		673		3518	
			1163		31663	
SPRING BEARD AND LATCH NEEDLES		M				5401
100	U KINGDOM	151	7798	691	34937	
317	CZECHO S			15	460	
327	FRANCE	1	64	32	1285	
335	GERMANY W	62	1265	152	3193	
354	NETHRLNDS			8	119	
376	SWITZRLND	17	1735	134	11612	
400	U STATES	234	14320	1703	101140	
		465	25182	2735	152746	
NEEDLES N O P						5402
100	U KINGDOM		18557		205241	
231	HONG KONG		218		942	
306	BELGIUM		2043		11978	
317	CZECHO S				448	
327	FRANCE				270	
335	GERMANY W		10477		58818	
344	ITALY		2196		13393	
347	JAPAN		2247		8090	
354	NETHRLNDS		267		4776	
376	SWITZRLND		55		1643	
400	U STATES		9962		106208	
			46022		411207	
PINS N O P		LB				5403
100	U KINGDOM	24638	16791	230846	177761	
317	CZECHO S			1752	399	
327	FRANCE			44	501	
335	GERMANY W	1192	1398	17041	12906	
344	ITALY	8	61	8	61	
347	JAPAN	310	279	5012	7615	
400	U STATES	2571	4146	41071	54637	
		28719	22675	295774	253880	
PINS FOR MARKING SYSTEMS		LB				5404
100	U KINGDOM			47	250	
400	U STATES	2269	3330	15153	24694	
		2269	3330	15200	24944	
NUTS AND BOLTS WASHERS RIVETS		LB				5411
100	U KINGDOM	397906	76175	2433952	433857	
234	AUSTRALIA			3174	962	
305	AUSTRIA	9840	1544	61507	8859	
306	BELGIUM	811	75	734968	66812	
327	FRANCE	24394	3602	337032	50613	
335	GERMANY W	24998	10748	170538	66949	
344	ITALY	18504	2720	112906	14883	
347	JAPAN	67196	9086	545108	73953	
354	NETHRLNDS	2341	465	251433	55264	
375	SWEDEN	277845	17298	628483	78440	
376	SWITZRLND			116	1120	
400	U STATES	608488	278095	5442343	2590388	
		1432323	399808	10721560	3442100	
MACHINE AND OTHER SCREWS N O P						5412
100	U KINGDOM		9342		109302	
234	AUSTRALIA				152	
305	AUSTRIA				949	
306	BELGIUM		1786		7962	
327	FRANCE		227		227	
335	GERMANY W				3103	
347	JAPAN		2000		4788	
354	NETHRLNDS				18987	
375	SWEDEN		214		617	
376	SWITZRLND		108		379	
400	U STATES		111135		1027640	
			124812		1174106	

IMPORTS INTO CANADA FOR CONSUMPTION

Articles and Countries from which Imported	MONTH OF AUGUST 1958		EIGHT MONTHS ENDED AUGUST 1958		Class Number
	Quantities	Values (\$)	Quantities	Values (\$)	
WOOD SCREWS OF IRON OR STEEL					5 4 1 3
100 U KINGDOM		293		2988	
231 HONG KONG		876		5071	
305 AUSTRIA		3754		22700	
306 BELGIUM				1935	
335 GERMANY W		8378		34268	
347 JAPAN		6247		22509	
360 ISRAEL		193		193	
375 SWEDEN		858		9725	
400 U STATES		4438		58499	
		25037		157888	
FISH HOOKS COMMERCIAL					5 4 2 1
100 U KINGDOM				10226	
347 JAPAN				569	
359 NORWAY		1813		45839	
400 U STATES		1323		19946	
		3136		76580	
HARDWARE N O P					5 4 2 2
100 U KINGDOM		19014		228629	
231 HONG KONG				1137	
234 AUSTRALIA				3733	
305 AUSTRIA		574		2999	
317 CZECHO S				5262	
318 DENMARK				221	
327 FRANCE				61	
335 GERMANY W		7970		55763	
347 JAPAN		4444		37841	
354 NETHRLNDS		2483		66034	
375 SWEDEN				14726	
400 U STATES		297444		2284684	
		331929		2701090	
LOCKS OF IRON OR STEEL					5 4 2 3
100 U KINGDOM		833		23801	
231 HONG KONG				403	
234 AUSTRALIA				3472	
317 CZECHO S				128	
318 DENMARK		693		1807	
335 GERMANY W		1896		33776	
344 ITALY		300		662	
347 JAPAN		315		1739	
400 U STATES		35428		430169	
		39465		495957	
SKATES ICE					5 4 2 5
100 U KINGDOM	PR 16870	25013	81274	119657	
375 SWEDEN			5421	11310	
400 U STATES	2316	2253	4161	5000	
	19186	27266	90856	135967	
SKATES ROLLER					5 4 2 6
100 U KINGDOM	PR		156	302	
347 JAPAN	576	368	576	368	
400 U STATES	648	1975	33394	79019	
	1224	2343	34126	79689	
CARPET SWEEPERS					5 4 4 1
100 U KINGDOM	NO	528	4842	15789	
400 U STATES	976	3882	3476	14688	
	1504	5396	8318	30477	
CLEANERS ELECTRIC VACUUM					5 4 4 2
100 U KINGDOM	NO	2030	58020	13745	
306 BELGIUM				50	
318 DENMARK	103	3554	543	17883	
335 GERMANY W	90	2682	1490	44945	
354 NETHRLNDS	965	21715	5495	125413	
375 SWEDEN			292	19670	
400 U STATES	6121	274933	56139	2162033	
	9309	360904	77754	2745370	
CLEANERS HAND VACUUM AND PARTS					5 4 4 3
100 U KINGDOM		65748		348498	
318 DENMARK				564	
335 GERMANY W				1497	
347 JAPAN		3636		9797	
354 NETHRLNDS		1291		4922	
375 SWEDEN				5144	
400 U STATES		123450		1085856	
		194125		1456278	
CLOTHES WRINGERS DOMESTIC					5 4 4 4
400 U STATES		8909		125655	
		8909		125655	
SEWING MACHINES DOMESTIC					5 4 4 5
100 U KINGDOM	NO	3573	62705	29377	
215 INDIA		300	3706	300	
317 CZECHO S		30	789	31	
327 FRANCE				2	
335 GERMANY W	396	27577	2387	187279	
344 ITALY	577	25340	4040	147311	
347 JAPAN	9906	217772	65957	1272945	
354 NETHRLNDS			3	500	
372 SPAIN			900	15889	
375 SWEDEN	129	9240	363	23976	
376 SWITZRLND	327	17828	3409	249363	
400 U STATES	2950	263129	27011	1538220	
	18188	628086	133780	4157466	
SEWING MACH ATTACHMNTS DOMESTIC					5 4 4 6
100 U KINGDOM		2549		29487	
335 GERMANY W				789	
344 ITALY				714	
347 JAPAN		1103		23324	

IMPORTS INTO CANADA FOR CONSUMPTION

Articles and Countries from which Imported	MONTH OF AUGUST 1958		EIGHT MONTHS ENDED AUGUST 1958		Class Number
	Quantities	Values (\$)	Quantities	Values (\$)	
376 SWITZRLND				2171	
400 U STATES		10061		186599	
SEWING MACHINE PARTS DOMESTIC		13713		243084	5447
100 U KINGDOM		28090		329370	
318 DENMARK		261		704	
335 GERMANY W		802		18209	
344 ITALY				409	
347 JAPAN		2695		11893	
375 SWEDEN				90	
376 SWITZRLND		168		8127	
400 U STATES		33481		502222	
CLOTHES DRYERS DOMESTIC ELECTR	NO	65497		871024	5448
100 U KINGDOM				95	
335 GERMANY W			20	747	
400 U STATES	806	172022	7674	1457660	
WATER PUMPS DOMESTIC	806	172022	7694	1458502	5449
100 U KINGDOM	NO				
317 CZECHO S	33	205	1286	8417	
400 U STATES	37	3725	28	132	
WASHING MACHINES ELECTRIC	70	3930	1903	50022	5450
100 U KINGDOM	NO				
400 U STATES	33	2301	83	5859	
WASHING MACHINES N O P	1914	246688	18765	2650071	5451
400 U STATES	1947	248989	18848	2655930	
WASHING MACHINE PARTS	NO				5453
100 U KINGDOM		225		349	
376 SWITZRLND				953	
400 U STATES		277914		2197714	
IRONERS DOMESTIC ELECTRIC		278139		2199016	5454
400 U STATES	NO				
ARTICLES FOR SMELTING IRON	29	3163	424	30261	5461
100 U KINGDOM	29	3163	424	30261	
335 GERMANY W				2553	
400 U STATES		286		8177	
BLOWERS SMELTING APPARATUS		14968		252175	5462
306 BELGIUM		15254		262905	
318 DENMARK				117	
327 FRANCE				19702	
335 GERMANY W				11675	
376 SWITZRLND				6681	
400 U STATES		71		139	
BUDDLES VANNERS SLIME TABLES		5706		135089	5463
400 U STATES		5777		173403	
CAR LOADING MACHINES COAL		865		33278	5464
400 U STATES		865		33278	
CHOCK RELEASE APPARATUS				1504	5465
100 U KINGDOM				1504	
COAL HEADING MACHINES				17042	5466
400 U STATES				17042	
MINERS LAMPS AND ACCESSORIES		1876		103108	5467
100 U KINGDOM		1876		103108	
375 SWEDEN		7183		24279	
400 U STATES				2490	
AMALGAM SAFES ORE SAMPLERS		23813		245873	5468
100 U KINGDOM		30996		272642	
335 GERMANY W				3503	
400 U STATES		38607		562	
SUNDRY METALLURGICAL APPARATUS		38732		315741	5469
100 U KINGDOM				319806	
327 FRANCE		289279		3316051	
335 GERMANY W		46369		276862	
400 U STATES		261		479788	
DIAMOND DRILLS CORE DRILLS		152755		3125337	5470
100 U KINGDOM		488664		7198038	
400 U STATES					
MINE LOADING MACH CONVEYORS		48148		308446	5471
100 U KINGDOM		14910		132986	
327 FRANCE		63058		441432	
375 SWEDEN				315228	
400 U STATES		22434		23855	
MACHINERY ALLUVIAL MINING		266		17537	5473
400 U STATES		466861		7569206	
MACHINERY ORE HANDLING		489561		7925926	5474
400 U STATES					
		9585		424523	
		9585		424523	
				14303	
				14303	

IMPORTS INTO CANADA FOR CONSUMPTION

101

Articles and Countries from which Imported	MONTH OF AUGUST 1958		EIGHT MONTHS ENDED AUGUST 1958		Class Number	
	Quantities	Values (\$)	Quantities	Values (\$)		
MACHINERY ORE CONCENTRATION					5 475	
100 U KINGDOM		833		7270		
306 BELGIUM				1216		
381 ALASKA				137		
400 U STATES		39364		856755		
		40197		865378		
MACHINERY METAL REFINING					5 476	
100 U KINGDOM		3035		132995		
327 FRANCE		728		1432		
376 SWITZRLND		27955		36198		
400 U STATES		2211		191826		
		33929		362451		
ORE CRUSHERS GRINDING MILLS					5 477	
100 U KINGDOM		4132		35782		
327 FRANCE		62		128914		
335 GERMANY W				2776		
400 U STATES		42621		1352861		
		46815		1520333		
COAL CUTTERS AUGERS DRILLS					5 478	
100 U KINGDOM				1862		
400 U STATES		1527		24395		
		1527		26257		
PUMPS PREC METAL EXTRACTION					5 480	
400 U STATES		37507		258899		
		37507		258899		
ROCK DRILLS AND PARTS	NO				5 481	
100 U KINGDOM	5	7860	126	115224		
207 UN SO AFR		18549		31111		
375 SWEDEN	8	11356	24	68430		
400 U STATES	15	60067	204	1086081		
	28	97832	354	1300846		
WELL DRILLING MACHINERY					5 482	
100 U KINGDOM		21379		127354		
225 TRINIDAD		205416		205416		
335 GERMANY W		3887		14190		
347 JAPAN				840		
359 NORWAY				3262		
400 U STATES		2509950		24664740		
		2740632		25015802		
ADDING MACHINES AND PARTS	NO				5 500	
100 U KINGDOM	63	6579	416	65629		
225 TRINIDAD			63	8368		
335 GERMANY W	26	5573	744	86822		
344 ITALY	232	27170	1274	147421		
359 NORWAY	8	412	291	16567		
375 SWEDEN	58	4100	691	74758		
376 SWITZRLND			115	8161		
400 U STATES	67	90146	4395	1084195		
	454	133980	7989	1491921		
BOOKKEEPING MACHINES AND PARTS	NO					5 501
100 U KINGDOM	20	23748	272	391927		
231 HONG KONG				331		
318 DENMARK	200	4863	1300	30947		
327 FRANCE	11	1744	23	102617		
335 GERMANY W	165	23968	489	120135		
344 ITALY	96	28926	1586	503308		
354 NETHRLNDS			50	5030		
375 SWEDEN	99	14880	513	84730		
376 SWITZRLND	12	583	330	51507		
390 GERMANY E				160		
400 U STATES	152	834521	2577	7326189		
	755	933233	7140	8616881		
CASH REGISTERS					5 502	
100 U KINGDOM				1327		
359 NORWAY		1235		27040		
375 SWEDEN		16676		265664		
400 U STATES		9768		178277		
		27679		472308		
CASH REGISTER PARTS					5 503	
359 NORWAY				707		
375 SWEDEN		1384		7182		
400 U STATES		55781		1280264		
		57165		1288153		
DICTATING MACHINES AND PARTS					5 504	
100 U KINGDOM		14393		143874		
306 BELGIUM				111		
318 DENMARK		3273		27623		
327 FRANCE				165		
335 GERMANY W		81901		405568		
354 NETHRLNDS				31817		
400 U STATES		61545		776308		
		161112		1385466		
TYPEWRITERS	NO				5 505	
100 U KINGDOM	3071	173279	23411	1289958		
304 ARGENTINA			2	235		
317 CZECHO S	200	5000	500	10325		
327 FRANCE			30	2573		
335 GERMANY W	146	9896	2247	139452		
344 ITALY	25	290	1765	79993		
347 JAPAN			2	179		
354 NETHRLNDS			844	24898		
375 SWEDEN			514	32099		
376 SWITZRLND	110	5765	1053	60469		
381 ALASKA	12	100	12	100		
390 GERMANY E			117	4325		
400 U STATES	245	26942	3205	227579		
	3809	221272	33702	1872185		

IMPORTS INTO CANADA FOR CONSUMPTION

Articles and Countries from which Imported	MONTH OF AUGUST 1958		EIGHT MONTHS ENDED AUGUST 1958		Class Number
	Quantities	Values (\$)	Quantities	Values (\$)	
TYPEWRITER PARTS					5 50 6
100 U KINGDOM		2 346 5		1 427 05	
317 CZECHO S		8 500		3 052 27	
327 FRANCE				6 102	
335 GERMANY W		1 517		8 367	
344 ITALY		2 25		2 566	
354 NETHRLNDS				1 432	
375 SWEDEN				5 337	
376 SWITZRLND		1 616		6 748	
400 U STATES		2 512 77		2 033 817	
		2 866 00		2 237 601	
MACHINERY 412A PAPER WORKING					5 51 1
100 U KINGDOM		9 412 3		3 239 20	
234 AUSTRALIA		2 137		2 280	
306 RELGIUM		1 837		1 736 4	
317 CZECHO S		1 645		1 194 9	
318 DENMARK				1 322 5	
327 FRANCE				3 74	
335 GERMANY W		8 268 6		6 914 94	
344 ITALY		3 790		3 148 1	
354 NETHRLNDS				1 849	
375 SWEDEN		6 417		1 306 2	
376 SWITZRLND		1 096 6		1 413 77	
384 P RICO				3 921	
390 GERMANY E		1 949 3		6 614 1	
400 U STATES		6 812 74		6 652 861	
		9 043 68		7 971 298	
MACHINERY 412A CELLULOSE					5 51 2
100 U KINGDOM				1 065 3	
335 GERMANY W				2 081	
400 U STATES		2 123		1 520 5	
		2 123		2 793 9	
NEWSPAPER PRESSES AND PARTS	NO				5 51 3
100 U KINGDOM		1 152	1	1 905 03	
375 SWEDEN			1	1 499 1	
400 U STATES	1	4 778 5	5	3 840 95	
	1	4 893 7	7	5 895 89	
FLAT BED CYL PRESSES AND PARTS	NO				5 51 4
100 U KINGDOM			2	2 384 3	
400 U STATES		5 32	4	1 580 7	
		5 32	6	3 965 0	
PRINTING PRESSES N O P AND PTS	NO				5 51 5
100 U KINGDOM	512	1 097 47	3 571	9 219 85	
317 CZECHO S	4	4 760	13	1 993 6	
318 DENMARK		51	292	2 392 8	
327 FRANCE		1 981		6 093	
335 GERMANY W	18	9 403 3	234	5 874 46	
344 ITALY			68	3 333	
347 JAPAN			1	2 222 2	
354 NETHRLNDS		3 72	20	4 094 5	
361 PANAMA			12	1 200 0	
375 SWEDEN		3 21	52	1 277 34	
376 SWITZRLND	2	4 320 3	14	1 765 43	
390 GERMANY E			20	8 854 4	
400 U STATES	265	3 005 81	4 493	4 909 141	
	801	5 550 49	8 790	6 939 850	
TYPECASTING MACHINES AND PARTS					5 51 6
100 U KINGDOM		2 609		1 044 6	
234 AUSTRALIA				6 47	
318 DENMARK		3 10		3 10	
335 GERMANY W				2 449 1	
344 ITALY				3 609	
400 U STATES		3 557 58		1 723 455	
		3 586 77		1 762 958	
TYPENAKING ACCESSDRIES AND PTS					5 51 7
100 U KINGDOM				1 177	
335 GERMANY W				93	
400 U STATES		6 37		5 159 5	
		6 37		5 286 5	
SHOVELS POWER NOT MADE N O P	NO				5 51 8
100 U KINGDOM	4	3 022 6	18	1 656 43	
335 GERMANY W			1	6 618 0	
400 U STATES	19	3 835 65	211	2 318 80	
	23	4 137 91	230	2 550 403	
SHOVELS POWER KIND MADE N O P	NO				5 51 9
100 U KINGDOM	1	8 073	8	1 173 90	
344 ITALY			5	8 674 5	
347 JAPAN			2	2 172 5	
400 U STATES	12	2 422 84	206	4 555 91	
	13	2 503 57	221	4 781 451	
SHOVELS POWER PARTS OF N O P					5 52 0
100 U KINGDOM		8 518		6 357 8	
335 GERMANY W				67	
344 ITALY		2 543		1 065 6	
347 JAPAN				2 603	
381 ALASKA				300	
400 U STATES		6 046 16		5 211 037	
		6 156 77		5 288 241	
AIR COMPRESSING MACH AND PARTS					5 52 1
100 U KINGDOM		1 449 57		7 407 18	
305 AUSTRIA				1 338	
306 BELGIUM		6 22		5 013 9	
317 CZECHO S				8 619	
327 FRANCE		1 140 5		2 675 7	
335 GERMANY W		1 281		2 497 4	
344 ITALY				1 256 0	

IMPORTS INTO CANADA FOR CONSUMPTION

Articles and Countries from which Imported	MONTH OF AUGUST 1958		EIGHT MONTHS ENDED AUGUST 1958		Class Number
	Quantities	Values (\$)	Quantities	Values (\$)	
347 JAPAN				1796	
354 NETHRLNDS				3875	
375 SWEDEN		4906		32989	
376 SWITZRLND				7933	
381 ALASKA		550		550	
400 U STATES		548530		10702058	
		712251		11614306	
BAKERY MACHINERY AND PARTS					5522
100 U KINGDOM		4553		190694	
305 AUSTRIA		467		971	
318 DENMARK		2641		2698	
327 FRANCE				1612	
335 GERMANY W		1387		58012	
344 ITALY				2711	
354 NETHRLNDS		3015		9371	
360 ISRAEL				446	
375 SWEDEN		505		2198	
400 U STATES		144526		2020931	
		157094		2289644	
COAL CARBONIZING MACH AND PTS					5524
400 U STATES				1443	
				1443	
SEWING MACHINES INDUSTRIAL	No				5525
100 U KINGDOM	1	2255	216	29406	
306 BELGIUM		2918		3360	
318 DENMARK		446	4	9027	
327 FRANCE	1	240	3	1212	
335 GERMANY W	99	11893	1024	125518	
344 ITALY	1	486	27	3143	
347 JAPAN	12	2656	249	17664	
372 SPAIN			100	5655	
375 SWEDEN			107	6521	
376 SWITZRLND			31	2110	
400 U STATES				1260288	
	264	115303	2322	1463904	
	378	136197	4083	1463904	
CLAY PRODUCTS MACH AND PARTS					5526
100 U KINGDOM		81		9519	
236 NEW ZEAL				250	
400 U STATES		4730		134013	
		4811		143782	
COAL COKE AND GAS MACH AND PTS					5527
100 U KINGDOM				3614	
400 U STATES		420560		5827230	
		420560		5830844	
WASTE RECOVERY MACH AND PARTS					5528
100 U KINGDOM		79		132	
400 U STATES		33426		219205	
		33505		219337	
COAL HANDLING MACHINES AND PTS					5529
100 U KINGDOM				7748	
400 U STATES		3552		114947	
		3552		122695	
CONCRETE MIXING MACH AND PARTS	No				5530
100 U KINGDOM	1	311	3	5464	
335 GERMANY W	1	4000	19	30814	
376 SWITZRLND			4	2521	
400 U STATES	41	77688	376	1052991	
	43	81999	402	1091790	
ROCK DRILL BITS	No				5531
100 U KINGDOM	12	85	4008	25891	
207 UN SO AFR			25300	103254	
305 AUSTRIA			568	4513	
335 GERMANY W			606	3405	
366 PORTUGAL			36	264	
375 SWEDEN	2995	29791	23042	233346	
400 U STATES	7719	42486	29305	690866	
	10726	72362	82865	1061539	
DENTAL ENGINES ELECTRIC	No				5532
100 U KINGDOM	9	1904	16	2965	
400 U STATES	89	13166	268	43417	
	98	15070	284	46382	
HAND FIRE EXTINGUISHERS					5534
100 U KINGDOM		355		16646	
224 JAMAICA				173	
335 GERMANY W		103		103	
347 JAPAN				526	
400 U STATES		109066		889998	
		109524		907446	
FERTILIZER MACHINERY AND PARTS					5535
100 U KINGDOM		2857		53446	
318 DENMARK				485	
335 GERMANY W				126	
359 NORWAY				295	
400 U STATES		2263		41509	
		5120		95861	
FISH PREPARING MACH AND PARTS					5536
318 DENMARK				1091	
335 GERMANY W				94127	
400 U STATES		4017		36547	
		4017		131765	
REFRIGERATING MACH AND PARTS					5537
100 U KINGDOM		4446		130962	
318 DENMARK				7158	
327 FRANCE				4702	
335 GERMANY W				7093	
354 NETHRLNDS				9795	

IMPORTS INTO CANADA FOR CONSUMPTION

Articles and Countries from which Imported	MONTH OF AUGUST 1958		EIGHT MONTHS ENDED AUGUST 1958		Class Number
	Quantities	Values (\$)	Quantities	Values (\$)	
400 U STATES		749000		5866637	
LAWN MOWERS POWER AND PARTS		753446		6026347	
100 U KINGDOM	NO				5538
400 U STATES	6	2162	1154	72945	
	1396	80356	26229	2000556	
LAWN MOWERS N O P	1402	82518	27383	2073501	
100 U KINGDOM	NO				5539
400 U STATES	48	416	38158	294044	
	43	886	8886	116465	
LEATHER MACHINERY AND PARTS	91	1302	47044	410509	
100 U KINGDOM		4315		5556	5540
335 GERMANY W				1246	
400 U STATES		19517		216892	
		23832		223694	
LOGGING MACHINERY AND PARTS					
100 U KINGDOM		23790		183425	5541
306 BELGIUM				1013	
335 GERMANY W		11643		17874	
347 JAPAN				86087	
354 NETHRLNDS		2264		20855	
375 SWEDEN				5329	
400 U STATES		493731		4454070	
		531428		4768653	
METAL DRILLING MACH AND PARTS					
100 U KINGDOM		8229		383486	5542
306 BELGIUM		215		1625	
317 CZECHO S		4940		86493	
327 FRANCE				1030	
335 GERMANY W		64685		179464	
344 ITALY				48748	
347 JAPAN				2137	
354 NETHRLNDS				729	
365 POLAND				3310	
366 PORTUGAL				297	
375 SWEDEN		1557		9778	
376 SWITZRLND		521		28493	
400 U STATES		272575		1500931	
		352722		2246521	
METAL GRINDING MACH AND PARTS					
100 U KINGDOM		44190		451787	5543
207 UN SO AFR				1380	
306 BELGIUM				187	
317 CZECHO S				27589	
327 FRANCE				16605	
335 GERMANY W		17684		127861	
344 ITALY		2137		2454	
347 JAPAN				5810	
354 NETHRLNDS		4704		4704	
375 SWEDEN		955		25760	
376 SWITZRLND		2599		26273	
400 U STATES		323290		2507205	
		395559		3197615	
METALWORKING LATHES AND PARTS					
100 U KINGDOM		90463		870107	5544
305 AUSTRIA		1858		2053	
306 BELGIUM				7625	
317 CZECHO S				18406	
318 DENMARK		161		235	
327 FRANCE				8988	
335 GERMANY W		61237		536439	
344 ITALY		13298		48915	
375 SWEDEN				2850	
376 SWITZRLND		2214		21565	
400 U STATES		278487		1883312	
		447718		3400495	
METAL MILLING MACHINES AND PTS					
100 U KINGDOM		26354		270831	5545
306 BELGIUM		904		904	
317 CZECHO S				35909	
318 DENMARK		408		29884	
327 FRANCE				20973	
335 GERMANY W		11329		141840	
344 ITALY		1813		120518	
375 SWEDEN				5733	
376 SWITZRLND		6187		53197	
400 U STATES		249248		2601515	
		296243		3281304	
METALWORKING PLANERS AND PARTS					
100 U KINGDOM				36791	5546
335 GERMANY W				38049	
400 U STATES		7433		36569	
		7433		111409	
METALWORKING PRESSES AND PARTS					
100 U KINGDOM		19152		464697	5547
317 CZECHO S				5262	
318 DENMARK				1208	
327 FRANCE				26334	
335 GERMANY W		51896		105110	
344 ITALY				4391	
375 SWEDEN		357		4198	
376 SWITZRLND				909	
400 U STATES		325907		3951002	
		397312		4563111	
METAL ROLLING MILL MCH AND PTS					
100 U KINGDOM				236914	5548

IMPORTS INTO CANADA FOR CONSUMPTION

Articles and Countries from which Imported	MONTH OF AUGUST 1958		EIGHT MONTHS ENDED AUGUST 1958		Class Number
	Quantities	Values (\$)	Quantities	Values (\$)	
335 GERMANY W		73111		1121835	
344 ITALY		932		932	
376 SWITZRLND		4418		4685	
400 U STATES		687104		2448515	
METAL SHAPERS SLOTTERS AND PTS		765565		3812881	
100 U KINGDOM		6320		138467	5549
207 UN SO AFR				1652	
335 GERMANY W		5671		13072	
375 SWEDEN				10471	
400 U STATES		41170		222816	
METALWORKING MCH N O P AND PTS		53161		386478	
100 U KINGDOM		14315		571110	5550
305 AUSTRIA				723	
306 BELGIUM				6049	
317 CZECHO S				82	
318 DENMARK				22092	
335 GERMANY W		77894		932157	
344 ITALY		224		2993	
354 NETHRLNDS		622		1902	
359 NORWAY				2980	
375 SWEDEN		5511		28168	
376 SWITZRLND				6292	
400 U STATES		827114		5501638	
MOTION PICTURE PROJECTORS		925680		7076186	
100 U KINGDOM		3882		33479	5551
305 AUSTRIA		15209		131446	
306 BELGIUM				441	
317 CZECHO S				162	
327 FRANCE				4439	
335 GERMANY W		1152		16593	
344 ITALY				5724	
347 JAPAN		3095		48128	
354 NETHRLNDS				286	
376 SWITZRLND		2913		30332	
400 U STATES		165449		1642850	
CRANES ETC NOT MADE IN CANADA		191700		1913880	
100 U KINGDOM	NO				5552
305 AUSTRIA	27	20473	113	122495	
318 DENMARK	1	3840	1	3840	
327 FRANCE			3	1090	
335 GERMANY W			2	10124	
375 SWEDEN	20	15755	73	14163	
400 U STATES	60	117660	603	54515	
CRANES ETC KIND MADE IN CANADA		157728		2939387	
100 U KINGDOM	NO				5553
318 DENMARK	59	43904	112	401213	
327 FRANCE	1	437	1	437	
335 GERMANY W			54	6112	
347 JAPAN	1	626	13	6155	
354 NETHRLNDS			2	96	
359 NORWAY	3	2200	84	1489	
375 SWEDEN	5	14137	57	18587	
400 U STATES	181	263175	2017	207784	
CRANES HOISTS ETC NOP PARTS OF		324479		3006461	
100 U KINGDOM		12584		433891	5554
327 FRANCE		7959		9923	
335 GERMANY W		244		12475	
359 NORWAY				1599	
375 SWEDEN		539		16731	
376 SWITZRLND		854		7342	
400 U STATES		166573		1461790	
OZONE GENERATORS AND PARTS		188753		1943751	
100 U KINGDOM				337	5555
327 FRANCE				12558	
335 GERMANY W				751	
400 U STATES		368		77739	
PAPER MILL MACHINES AND PARTS		368		91385	
100 U KINGDOM		19328		632472	5556
305 AUSTRIA		712		21803	
327 FRANCE				5283	
335 GERMANY W		10729		106720	
359 NORWAY				2381	
375 SWEDEN		751		118131	
376 SWITZRLND		38953		38953	
400 U STATES		1087405		10202560	
PULP MILL MACHINES AND PARTS		1157878		11128303	
100 U KINGDOM		462		2842	5557
335 GERMANY W				677	
375 SWEDEN				2220	
400 U STATES		60316		644327	
POWER PUMPS N O P AND PARTS		60778		650066	
100 U KINGDOM	NO				5558
207 UN SO AFR	159	100643	2372	792530	
306 BELGIUM				198	
318 DENMARK				1932	
327 FRANCE		773	7	1892	
			6	12688	

IMPORTS INTO CANADA FOR CONSUMPTION

Articles and Countries from which Imported	MONTH OF AUGUST 1958		EIGHT MONTHS ENDED AUGUST 1958		Class Number
	Quantities	Values (\$)	Quantities	Values (\$)	
335 GERMANY W	37	7724	630	44815	
344 ITALY			2	6135	
352 MEXICO			4	2957	
354 NETHRLNDS			4	21606	
375 SWEDEN		3857	149	152412	
376 SWITZRLND			2	3499	
400 U STATES	3173	659284	31236	7135164	
	3369	772281	34412	8175828	
RIFLE MAKING MACHINERY					
100 U KINGDOM				150	5559
400 U STATES		2277		53241	
		2277		53391	
ROAD MAKING MACHINERY AND PTS					
100 U KINGDOM		15050		254035	5560
327 FRANCE				5925	
347 JAPAN				11904	
381 ALASKA				600	
400 U STATES		399328		4467427	
		414378		4739891	
TRENCH AND DITCH MACH AND PTS					
100 U KINGDOM				9216	5561
400 U STATES		4751		68325	
		4751		77541	
ROLLERS STREET ROAD AND PARTS	NO				
100 U KINGDOM	4	26003	23	141275	5562
381 ALASKA			1	354	
400 U STATES	59	184070	438	1377106	
	63	210073	462	1518735	
ROLLS CAST FOR ROLLING STEEL					
100 U KINGDOM		16252		74468	5563
335 GERMANY W		6762		11803	
400 U STATES		61341		1369797	
		84355		1456068	
SAWMILL MACHINERY AND PARTS					
305 AUSTRIA		600		2746	5564
306 BELGIUM				36344	
335 GERMANY W		27976		129815	
375 SWEDEN		980		28780	
400 U STATES		26971		453110	
		56527		650795	
SCRAPERS RAILWAY OR ROAD					
100 U KINGDOM		15391		67544	5565
381 ALASKA				5880	
400 U STATES		231187		1654378	
		246578		1727802	
SHOE MACHINERY AND PARTS					
100 U KINGDOM		1389		70622	5566
317 CZECHO S				124	
318 DENMARK		521		11689	
327 FRANCE				5888	
335 GERMANY W		1112		19511	
344 ITALY		348		5979	
354 NETHRLNDS				794	
400 U STATES		91342		587263	
		94712		701870	
ROLLS CAST FOR ROLLING PAPER					
100 U KINGDOM				93355	5567
400 U STATES		70892		538238	
		70892		631593	
STREET CLEANING MACH AND PARTS					
100 U KINGDOM				2047	5569
400 U STATES		19948		429497	
		19948		431544	
BEET SUGAR MACHINERY AND PARTS					
100 U KINGDOM				3059	5570
335 GERMANY W		3769		3883	
400 U STATES		52578		246618	
		56347		253560	
VENEER DRYING MACHINES AND PTS					
335 GERMANY W				17348	5571
400 U STATES		950		43932	
		950		61280	
WATER METERS N O P AND PARTS	NO				
100 U KINGDOM			101	21580	5572
400 U STATES	9	2046	110	28491	
	9	2046	211	50071	
WATER TURBINES AND PARTS					
100 U KINGDOM		1855		112082	5573
327 FRANCE				130848	
344 ITALY				122735	
375 SWEDEN		1462		138367	
400 U STATES		109128		1142329	
		112445		1646361	
WIRE STITCHER STAPLERS AND PTS					
100 U KINGDOM		554		14590	5574
305 AUSTRIA				1394	
335 GERMANY W		88		4000	
344 ITALY		298		805	
347 JAPAN		373		2846	
359 NORWAY				752	
375 SWEDEN				42154	
376 SWITZRLND				128	
400 U STATES		92508		672936	
		93821		739605	
YARN CORD FABRIC MACH AND PTS					
100 U KINGDOM		160325		1571214	5575

IMPORTS INTO CANADA FOR CONSUMPTION

107

Articles and Countries from which imported	MONTH OF AUGUST 1958		EIGHT MONTHS ENDED AUGUST 1958		Class Number
	Quantities	Values (\$)	Quantities	Values (\$)	
305 AUSTRIA				2862	
306 BELGIUM				9122	
317 CZECHOSLOVAKIA				707	
318 DENMARK				4439	
327 FRANCE		40197		61697	
335 GERMANY W		1787		161806	
344 ITALY		19898		73460	
347 JAPAN				1758	
352 MEXICO				7506	
354 NETHERLANDS		76		2318	
359 NORWAY				144	
375 SWEDEN		996		4490	
376 SWITZERLAND		29466		138122	
390 GERMANY E				415	
400 U STATES		776142		9044366	
		1028887		11084426	
ALL MACHINERY N O P AND PARTS					5576
100 U KINGDOM		846531		7248791	
205 RHODIANS				2974	
207 UN SO AFR		170		2434	
231 HONG KONG		59		59	
234 AUSTRALIA				25975	
236 NEW ZEAL				76	
305 AUSTRIA		1959		337722	
306 BELGIUM		1854		137317	
317 CZECHOSLOVAKIA		426		3992	
318 DENMARK		10345		139248	
326 FINLAND		1589		1589	
327 FRANCE		29483		287382	
335 GERMANY W		1274404		2761750	
344 ITALY		74350		313742	
347 JAPAN		12670		99269	
354 NETHERLANDS		28282		120868	
359 NORWAY		1132		6871	
361 PANAMA				203	
375 SWEDEN		20278		367994	
376 SWITZERLAND		34417		343890	
381 ALASKA				97	
383 HAWAII				1548	
384 P RICO		111905		165035	
387 VENEZUELA				957	
390 GERMANY E				807	
400 U STATES		8283716		73445793	
		10733570		85816383	
CIGARETTE CIGAR MACH AND PARTS					5577
100 U KINGDOM		226104		1865469	
207 UN SO AFR				7594	
327 FRANCE		1505		1865	
335 GERMANY W		439		690234	
375 SWEDEN		28156		108735	
376 SWITZERLAND				607	
400 U STATES		26994		916325	
		283198		3590829	
VENEER OR PLYWOOD MACH AND PTS					5578
100 U KINGDOM		756		3234	
335 GERMANY W		4547		34966	
400 U STATES		10514		178659	
		15817		216859	
PURIFIERS FOR FISH OILS					5579
FORGED STEEL ROLLS					5580
100 U KINGDOM		48942		185414	
335 GERMANY W				1130	
400 U STATES		34458		564138	
		83400		750682	
FIXED METERS GAUGES FOR LIQUID					5581
100 U KINGDOM		537		14441	
335 GERMANY W				6564	
359 NORWAY				1656	
400 U STATES		44874		357972	
		45411		380633	
AIR CONDITIONING APPARATUS N O P					5582
100 U KINGDOM		139836		566279	
207 UN SO AFR				5083	
306 BELGIUM				9813	
335 GERMANY W		1139		20173	
354 NETHERLANDS				77	
375 SWEDEN				40171	
376 SWITZERLAND		4119		6878	
400 U STATES		755987		6400591	
		901081		7049065	
DIES IN THE ROUGH					5583
100 U KINGDOM		252		2371	
327 FRANCE				380	
400 U STATES		3520		39709	
		3772		42460	
BOTTLING MACHINES AND PARTS					5584
100 U KINGDOM		9662		13608	
327 FRANCE				1582	
335 GERMANY W		2626		13412	
400 U STATES		153741		1779123	
		166029		1807725	
BULLDOZERS EARTHMOVERS AND PTS	N O				5585
100 U KINGDOM	1	19520	64	323545	
335 GERMANY W				1447	
344 ITALY				448	

IMPORTS INTO CANADA FOR CONSUMPTION

Articles and Countries from which Imported	MONTH OF AUGUST 1958		EIGHT MONTHS ENDED AUGUST 1958		Class Number
	Quantities	Values (\$)	Quantities	Values (\$)	
375 SWEDEN				4444	
381 ALASKA	1	679	2	2818	
400 U STATES	44	1156933	441	8750676	
	46	1177132	507	9083378	
CONVEYING EQUIPMENT AND PARTS					5586
100 U KINGDOM		7922		516217	
207 UN SD AFR		220		1330	
306 BELGIUM				50021	
327 FRANCE		22010		52081	
335 GERMANY W		2969		389625	
344 ITALY				2820	
347 JAPAN				9202	
354 NETHRLNDS				1022	
375 SWEDEN		979		12450	
376 SWITZRLND		3144		14346	
400 U STATES		311446		3666650	
		348690		4715764	
POWER JACKS AND PARTS	NO				5587
100 U KINGDOM	49	3772	1235	57085	
318 DENMARK			1	84	
335 GERMANY W		149	14	965	
344 ITALY			3	342	
354 NETHRLNDS			15	128	
375 SWEDEN	1081	7988	2687	47823	
400 U STATES	2039	110322	27179	1043187	
	3169	122231	31134	1149614	
STONE CRUSHING MACH AND PARTS					5588
100 U KINGDOM		15308		180926	
306 BELGIUM				864	
335 GERMANY W				3088	
400 U STATES		422406		2665037	
		437714		2849915	
WOODWORKING MACH AND PARTS					5589
100 U KINGDOM		21764		249430	
305 AUSTRIA		1557		2462	
306 BELGIUM				7174	
318 DENMARK				290	
335 GERMANY W		45732		141202	
344 ITALY				4326	
347 JAPAN				2446	
354 NETHRLNDS				309	
359 NORWAY				231	
375 SWEDEN		373		11850	
376 SWITZRLND				38047	
400 U STATES		396144		2987784	
		465570		3445551	
AIR CONDITIONERS ROOM SIZE	NO				5590
100 U KINGDOM			66	2348	
335 GERMANY W	6	1057	6	1057	
400 U STATES	303	42406	11775	1780174	
	309	43463	11847	1783579	
FRONT END LOADERS SHOVELS PTS	NO				5591
100 U KINGDOM		314	45	36447	
335 GERMANY W		589		589	
347 JAPAN				1795	
400 U STATES	22	686947	376	6227220	
	22	687850	421	6266051	
SPRINGS FOR RAILWAY VEHICLES					5592
400 U STATES		4554		87041	
		4554		87041	
SPRINGS FOR OTHER VEHICLES					5593
400 U STATES		988		23052	
		988		23052	
SPRINGS FOR FURNITURE					5594
318 DENMARK		353		353	
354 NETHRLNDS				429	
400 U STATES		3884		55221	
		4237		56003	
SPRINGS FOR CLOCKS					5595
100 U KINGDOM		160		552	
335 GERMANY W				234	
400 U STATES		798		4851	
		958		5637	
BATHS BATHTUBS IRON OR STEEL					5600
100 U KINGDOM				2136	
335 GERMANY W		7847		60822	
400 U STATES		87623		717217	
		95470		780175	
BASINS CLOSETS SINKS					5601
100 U KINGDOM		12469		85971	
335 GERMANY W		1935		16102	
375 SWEDEN				39384	
376 SWITZRLND		345		345	
400 U STATES		116930		857735	
		131679		999537	
CONTAINERS TINPLATE FOR FOOD					5602
400 U STATES		185186		1233215	
		185186		1233215	
CONTAINERS TINPLATE N O P					5603
100 U KINGDOM		1340		37220	
335 GERMANY W		1001		2140	
354 NETHRLNDS		489		3022	
376 SWITZRLND				466	
400 U STATES		208820		1898135	
		211650		1940983	

IMPORTS INTO CANADA FOR CONSUMPTION

109

Articles and Countries from which Imported	MONTH OF AUGUST 1958		EIGHT MONTHS ENDED AUGUST 1958		Class Number
	Quantities	Values (\$)	Quantities	Values (\$)	
HOLLOW WARE ENAMELLED IRON					5604
100 U KINGDOM		214		7176	
231 HONG KONG		142		142	
306 BELGIUM		877		5595	
318 DENMARK		270		7348	
327 FRANCE				1168	
335 GERMANY W		102		4342	
354 NETHRLNDS		2323		7556	
359 NORWAY				113	
375 SWEDEN				1529	
376 SWITZRLND				197	
400 U STATES		29979		160021	
		33907		195187	
HOLLOW WARE IRON N O P					5605
100 U KINGDOM		7016		59118	
318 DENMARK		1275		4806	
327 FRANCE				4299	
335 GERMANY W		6296		19544	
344 ITALY				156	
347 JAPAN		2432		32062	
354 NETHRLNDS		327		1190	
359 NORWAY				746	
375 SWEDEN		389		8497	
376 SWITZRLND				61	
400 U STATES		310578		2078942	
		328313		2209421	
KITCHEN DAIRY HOLLOW WARE TIN					5606
100 U KINGDOM		509		3205	
335 GERMANY W		12991		48990	
347 JAPAN				8691	
400 U STATES		5794		76897	
		19294		137783	
MFRS OF TIN AND TINPLATE N O P					5607
100 U KINGDOM		7503		51034	
225 TRINIDAD				162	
231 HONG KONG		292		292	
306 BELGIUM		2581		2581	
327 FRANCE		131		5153	
335 GERMANY W		2317		21026	
344 ITALY		170		339	
347 JAPAN		553		2896	
352 MEXICO				301	
354 NETHRLNDS		3511		6195	
359 NORWAY		202		902	
375 SWEDEN		438		438	
381 ALASKA		160		242	
400 U STATES		237657		2545727	
		255515		2637278	
ANVILS AND VISES					5621
100 U KINGDOM		15087		121513	
317 CZECHO S				246	
335 GERMANY W		977		6125	
347 JAPAN		107		2136	
354 NETHRLNDS				159	
400 U STATES		9496		105554	
		25667		235733	
AUGERS BITS AND DRILLS					5622
100 U KINGDOM		59465		553170	
234 AUSTRALIA		8713		69499	
305 AUSTRIA		29997		16097	
318 DENMARK		58		8612	
327 FRANCE		1673		16517	
335 GERMANY W		23983		154774	
344 ITALY		2582		12837	
347 JAPAN		1778		18109	
354 NETHRLNDS		495		5283	
360 ISRAEL				2238	
375 SWEDEN		770		55727	
376 SWITZRLND		695		2272	
384 P RICO				340	
400 U STATES		55278		634913	
		158489		1550388	
AXES					5623
100 U KINGDOM	DOZ		1736	18004	
335 GERMANY W	301	3545	1088	12886	
347 JAPAN			5	62	
375 SWEDEN	398	5398	4077	50192	
400 U STATES	67	1453	319	6608	
	766	10396	7225	87752	
FILES N O P AND RASPS					5624
100 U KINGDOM	DOZ	3757	20753	76692	
335 GERMANY W	455	1919	9659	23823	
344 ITALY			287	400	
347 JAPAN			96	168	
354 NETHRLNDS			14	101	
366 PORTUGAL			1322	2987	
375 SWEDEN	24	80	7440	25087	
376 SWITZRLND	144	520	253	1344	
400 U STATES	3583	26152	39013	261865	
	7963	42231	78837	392467	
HACK SAW BLADES					5625
100 U KINGDOM		6293		81994	
234 AUSTRALIA				2166	
305 AUSTRIA				366	
335 GERMANY W		1622		12217	
344 ITALY				690	

IMPORTS INTO CANADA FOR CONSUMPTION

Articles and Countries from which Imported		MONTH OF AUGUST 1958		EIGHT MONTHS ENDED AUGUST 1958		Class Number
		Quantities	Values (\$)	Quantities	Values (\$)	
	347 JAPAN		70		359	
	359 NORWAY				259	
	375 SWEDEN				8440	
	400 U STATES		6731		71823	
SAWS N O P			14716		178384	5626
	100 U KINGDOM		6152		48418	
	305 AUSTRIA				273	
	317 CZECHO S				955	
	318 DENMARK				2211	
	335 GERMANY W		15260		89051	
	344 ITALY		133		384	
	347 JAPAN		3111		16248	
	359 NORWAY		256		7135	
	375 SWEDEN				45516	
	376 SWITZRLND				1104	
	400 U STATES		20498		157823	
WRENCHES			45410		369118	5627
	100 U KINGDOM		5670		51886	
	225 TRINIDAD		172		172	
	234 AUSTRALIA				213	
	305 AUSTRIA				1289	
	318 DENMARK				620	
	327 FRANCE		762		2009	
	335 GERMANY W		32469		287952	
	344 ITALY		4672		21098	
	347 JAPAN		3062		31207	
	375 SWEDEN		2052		8951	
	376 SWITZRLND				257	
	400 U STATES		145716		1424163	
ADZES CLEAVERS HATCHETS PLANES			194575		1829817	5628
	100 U KINGDOM		13978		127806	
	234 AUSTRALIA		736		4000	
	305 AUSTRIA		458		2018	
	317 CZECHO S				2952	
	327 FRANCE				1439	
	335 GERMANY W		43741		240992	
	344 ITALY		1724		4500	
	347 JAPAN		1742		17798	
	354 NETHRLNDS				124	
	375 SWEDEN		4169		53664	
	376 SWITZRLND				655	
	381 ALASKA		57		126	
	400 U STATES		66898		634900	
ENGINEERS PRECISION TOOLS			133503		1090974	5629
	100 U KINGDOM		36801		289135	
	207 UN SO AFR				2196	
	234 AUSTRALIA		158		2156	
	306 BELGIUM				12812	
	318 DENMARK		135		7706	
	326 FINLAND		88		88	
	327 FRANCE				5279	
	335 GERMANY W		41781		331931	
	344 ITALY		38113		43475	
	347 JAPAN		11425		93106	
	354 NETHRLNDS				661	
	375 SWEDEN		232		30058	
	376 SWITZRLND		17585		150309	
	390 GERMANY E				104	
	400 U STATES		347883		3561914	
TOOLS N O P			494201		4530930	5630
	100 U KINGDOM		62537		471965	
	231 HONG KONG				948	
	234 AUSTRALIA		139		1929	
	305 AUSTRIA		838		8753	
	306 BELGIUM				108	
	317 CZECHO S		1910		12481	
	318 DENMARK				1418	
	327 FRANCE		2764		25387	
	335 GERMANY W		40064		285230	
	344 ITALY		2689		12849	
	347 JAPAN		18485		119713	
	354 NETHRLNDS		952		6536	
	359 NORWAY				2142	
	375 SWEDEN		648		28635	
	376 SWITZRLND		1375		17795	
	387 VENEZUELA				157	
	400 U STATES		934702		5085716	
FILES MANICURE			1067103		6081762	5631
	100 U KINGDOM				6561	
	327 FRANCE				406	
	335 GERMANY W		3225		11407	
	400 U STATES		2352		12160	
TOOLS FOR USE IN MACHINES			5577		30934	5632
	100 U KINGDOM		44784		590491	
	234 AUSTRALIA		3514		8472	
	305 AUSTRIA		2810		8027	
	306 BELGIUM				1098	
	318 DENMARK				1030	
	326 FINLAND		235		735	

IMPORTS INTO CANADA FOR CONSUMPTION

Articles and Countries from which Imported	MONTH OF AUGUST 1958		EIGHT MONTHS ENDED AUGUST 1958		Class Number
	Quantities	Values (\$)	Quantities	Values (\$)	
327 FRANCE		3055		3408	
335 GERMANY W		19455		92134	
344 ITALY		158		4318	
354 NETHRLNDS				2998	
375 SWEDEN		4774		42038	
376 SWITZRLND		786		18456	
400 U STATES		622061		5612957	
AUTOMOBILES FREIGHT NEW		701632		6386162	
100 U KINGDOM	NO				5641
327 FRANCE	145	177159	866	1055779	
335 GERMANY W	4	3812	78	61474	
344 ITALY	191	195052	1746	1723211	
400 U STATES	250	1222189	2819	13476885	
	590	1598212	5509	16317349	
AUTOS PASS NEW UNDER 1200 DOL		NO			5642
100 U KINGDOM	1988	2074531	21461	21742956	
317 CZECHO S	20	16240	252	188695	
327 FRANCE	1012	895283	3223	2813385	
335 GERMANY W	1273	9815660	16971	12778643	
344 ITALY	138	97206	641	491439	
347 JAPAN	1	965	1	965	
400 U STATES			49	43603	
	4432	4065785	42598	38059686	
AUTOS PASS NEW 1200 TO 2100DOL		NO			5643
100 U KINGDOM	963	1275243	8477	11506937	
327 FRANCE	80	116392	170	241647	
335 GERMANY W	334	507041	2232	3285649	
344 ITALY	4	5644	11	15982	
375 SWEDEN	73	91279	227	284436	
400 U STATES	229	368471	3834	6216654	
	1683	2364070	14951	21551305	
AUTOS PASS NEW N O P		NO			5644
100 U KINGDOM	50	136353	433	1262202	
327 FRANCE	1	2946	2	5104	
335 GERMANY W	36	87823	191	521296	
344 ITALY			6	15862	
400 U STATES	115	342028	7352	23601233	
	202	569150	7984	25405697	
MOTOR OMNIBUSES NEW		NO			5645
100 U KINGDOM			6	11448	
335 GERMANY W	41	55739	411	499193	
400 U STATES	47	271814	230	3327314	
	88	327553	647	3837955	
PARTS OF MOTOR BUS BODIES 438I					5646
100 U KINGDOM		212		3928	
306 BELGIUM		70		70	
335 GERMANY W		2571		12766	
354 NETHRLNDS				164	
400 U STATES		440567		3889080	
		443420		3906008	
AXLES BRAKES CLUTCHES TRUCK					5648
100 U KINGDOM		4891		77504	
335 GERMANY W		3126		33876	
375 SWEDEN				50	
381 ALASKA				267	
400 U STATES		1017352		11682156	
		1025369		11793853	
AUTOMOBILE PARTS N O P					5650
100 U KINGDOM		371350		2727850	
234 AUSTRALIA				3490	
306 BELGIUM		1651		14576	
317 CZECHO S				12369	
318 DENMARK				459	
327 FRANCE		33027		82066	
335 GERMANY W		172387		1071591	
344 ITALY		5597		21111	
347 JAPAN		1267		7412	
354 NETHRLNDS				2215	
375 SWEDEN		2219		31081	
381 ALASKA		350		1030	
384 P RICD				2018	
400 U STATES		7691165		136835009	
		8279013		140812277	
BICYCLES N O P					5651
100 U KINGDOM	NO				
317 CZECHO S	6157	121729	87564	1741360	
327 FRANCE	1020	9527	4565	43213	
335 GERMANY W	1	55	2	211	
344 ITALY	577	5791	2620	27363	
347 JAPAN	76	1143	754	17193	
354 NETHRLNDS	24	187	524	13750	
375 SWEDEN			742	11541	
376 SWITZRLND			4	162	
400 U STATES	70	1177	400	2812	
	7925	139609	98424	1874964	
BICYCLE AND TRICYCLE PARTS					5652
100 U KINGDOM		37947		387125	
317 CZECHO S				3980	
327 FRANCE				242	
335 GERMANY W		13113		72391	
344 ITALY				438	
347 JAPAN				4030	
354 NETHRLNDS				435	
375 SWEDEN				13855	
400 U STATES		454		19146	
		51514		501642	

IMPORTS INTO CANADA FOR CONSUMPTION

Articles and Countries from which Imported	MONTH OF AUGUST 1958		EIGHT MONTHS ENDED AUGUST 1958		Class Number
	Quantities	Values (\$)	Quantities	Values (\$)	
CARS RAILWAY BOX AND FLAT 400 U STATES	NO		16	25483	5653
			16	25483	
CARS RAILWAY PASSENGER 400 U STATES	NO		46	401319	5654
			46	401319	
CARS RAILWAY TANK 400 U STATES	NO		46	278112	5655
	1	5247	46	278112	
CARS RAILWAY N O P 100 U KINGDOM 400 U STATES	NO		399	347237	5656
			61	272740	
			460	619977	
CARS RAILWAY PARTS OF 100 U KINGDOM 335 GERMANY W 376 SWITZRLND 381 ALASKA 400 U STATES		61 26075 109 203779		26174 209685 2432 109 2893439	5657
		230024		3131839	
MOTOR RAIL CARS AND PARTS 100 U KINGDOM 381 ALASKA 400 U STATES	NO		14	189870	5658
	6	6316		722	
		91	8	538839	
	6	24928	22	729431	
MOTOR CYCLES SIDE CARS AND PTS 100 U KINGDOM 220 BERMUDA 305 AUSTRIA 317 CZECHO S 327 FRANCE 335 GERMANY W 344 ITALY 347 JAPAN 375 SWEDEN 376 SWITZRLND 400 U STATES	NO		1067	546851	5660
	23	17247	1	215	
			1	274	
	6	1582	138	25037	
	40	2647	104	8108	
	26	5848	811	159177	
	15	6022	375	101224	
	2	767	16	3381	
			1	125	
			1	200	
	25	35785	361	363521	
	137	70103	2875	1208113	
MOTOR VEHICLES N O P 100 U KINGDOM 207 UN SO AFR 306 BELGIUM 312 CHILE 327 FRANCE 335 GERMANY W 341 ICELAND 344 ITALY 354 NETHRLNDS 359 NORWAY 375 SWEDEN 376 SWITZRLND 400 U STATES	NO		42	109301	5661
	12	28886	1	1444	
			2	2873	
			1	1081	
	1	1066	6	6009	
	13	9943	38	37836	
			1	1430	
	2	280	2	280	
	1	250	4	2900	
			1	305	
			1	1625	
			4	3633	
	126	139518	1055	1742118	
	155	179943	1158	1910835	
TRACTION ENGINES NOP AND PARTS 400 U STATES	NO		1	1957	5663
			1	1957	
TRICYCLES N O P 100 U KINGDOM 335 GERMANY W 344 ITALY 347 JAPAN 400 U STATES	NO		139	2488	5664
	36	606	230	2307	
	80	760	4	228	
			75	286	
	1262	4619	12207	48138	
	1378	5985	12655	53447	
FACTORY WAREHOUSE TRUCKS MOTOR 100 U KINGDOM 400 U STATES	NO		5	10902	5672
	4	4952	168	672002	
	8	46639	173	682904	
	12	51591			
FORK LIFT TRUCKS AND PARTS 100 U KINGDOM 335 GERMANY W 347 JAPAN 375 SWEDEN 381 ALASKA 400 U STATES	NO		65	241291	5674
	10	42671	2	6701	
	1	2981	9	8567	
			10	5063	
			2	3000	
	81	469802	969	5063875	
	92	515454	1057	5328497	
ROLLER BEARINGS AND PARTS NOP 100 U KINGDOM 305 AUSTRIA 327 FRANCE 335 GERMANY W 344 ITALY 354 NETHRLNDS 375 SWEDEN 376 SWITZRLND 400 U STATES		25789 314 9922 150		301000 7537 312 135812 8756 99 267252 1753	5680
		421496		3431366	
		458769		4153887	
ANCHORS FOR VESSELS 100 U KINGDOM 400 U STATES	CWT		2531	36907	5681
	410	4559	2064	67489	
	169	6719	4595	104396	
	579	11278			
BALL AND ROLR BRNGS FOR AUTOS 100 U KINGDOM 317 CZECHO S 327 FRANCE 335 GERMANY W 344 ITALY		51774		230396 762 4280 112710 595	5682
		7366			

IMPORTS INTO CANADA FOR CONSUMPTION

113

Articles and Countries from which Imported	MONTH OF AUGUST 1958		EIGHT MONTHS ENDED AUGUST 1958		Class Number
	Quantities	Values (\$)	Quantities	Values (\$)	
354 NETHRLNDS				816	
375 SWEDEN				4816	
400 U STATES		241355		1836111	
		300495		2190486	
BALLS ROLLERS FOR BEARINGS					5683
100 U KINGDOM				1686	
305 AUSTRIA		152		1369	
327 FRANCE				10305	
335 GERMANY W		9046		33082	
347 JAPAN				1365	
375 SWEDEN		7523		39930	
400 U STATES		45322		189951	
		62043		277688	
BURNISHING BALLS					5684
335 GERMANY W				2745	
400 U STATES		567		11452	
		567		14197	
BALL BEARINGS AND PARTS N O P					5685
100 U KINGDOM		30514		419299	
305 AUSTRIA		5675		53257	
327 FRANCE				229	
335 GERMANY W		16084		153764	
344 ITALY		2865		38576	
354 NETHRLNDS				121	
375 SWEDEN		1099		120070	
376 SWITZRLND				2771	
400 U STATES		285524		2895811	
		341761		3683898	
BOTTLES STEEL FOR GAS					5686
100 U KINGDOM		4013		20423	
220 BERMUDA		660		5950	
224 JAMAICA				128	
227 BAHAMAS				850	
375 SWEDEN				2162	
381 ALASKA				120	
400 U STATES		174909		858676	
		179582		888309	
BAYONETS SWORDS FOILS MASKS					5687
100 U KINGDOM		1235		6939	
327 FRANCE				286	
335 GERMANY W		1614		4836	
344 ITALY				60	
400 U STATES		52		4489	
		2901		16610	
GALVANIZED RANGE BOILERS	NO				5689
100 U KINGDOM	2076	18284	17362	158354	
400 U STATES	355	4467	2022	29737	
	2431	22751	19384	188091	
DRUMS CYLINDERS BARRELS TANKS					5690
100 U KINGDOM		14275		48008	
220 BERMUDA				1590	
335 GERMANY W				264	
375 SWEDEN		1299		2362	
381 ALASKA		507		3422	
400 U STATES		165794		1657890	
		181875		1713536	
FRAMES FOR PURSES RETICULES					5691
100 U KINGDOM		11952		73831	
305 AUSTRIA		460		2695	
306 BELGIUM		2201		20893	
327 FRANCE				658	
335 GERMANY W		3892		77235	
344 ITALY		232		3222	
372 SPAIN		1168		10697	
400 U STATES		8900		87756	
		28805		276987	
FURNITURE OF METAL					5692
100 U KINGDOM		22843		214356	
231 HONG KONG		532		6960	
306 BELGIUM				290	
318 DENMARK		1271		8556	
327 FRANCE		2077		14106	
335 GERMANY W		1404		23069	
344 ITALY		1640		11220	
347 JAPAN		2883		7166	
352 MEXICO				68	
353 MOROCCO				448	
354 NETHRLNDS		1280		7821	
359 NORWAY				2263	
366 PORTUGAL		201		201	
375 SWEDEN		64		25762	
376 SWITZRLND				792	
381 ALASKA				106	
388 YUGO SLAV				706	
400 U STATES		570840		5437808	
		605035		5761698	
MATERIALS FOR BUDYS					5693
100 U KINGDOM				577	
375 SWEDEN				26461	
400 U STATES		12290		80895	
		12290		107933	
GOLF SHAFTS OF SEAMLESS STEEL	NO				5694
100 U KINGDOM	20118	16247	189705	152016	
400 U STATES			5634	5580	
	20118	16247	195339	157596	

IMPORTS INTO CANADA FOR CONSUMPTION

Articles and Countries from which Imported	MONTH OF AUGUST 1958		EIGHT MONTHS ENDED AUGUST 1958		Class Number
	Quantities	Values (\$)	Quantities	Values (\$)	
MATERIALS FOR RIFLES 400 U STATES		531		1 224 44	5 695
METAL PARTS FOR SHOTGUNS 400 U STATES		531		1 224 44	5 696
GUN BARRELS ROUGH BORED 400 U STATES				347	
				347	
GUNS RIFLES AIR GUNS FIREARMS 100 U KINGDOM		52		467	5 697
		52		467	
GUNS RIFLES AIR GUNS FIREARMS 100 U KINGDOM		15575		7 656 9	5 698
305 AUSTRIA				132	
306 BELGIUM		381		4387	
317 CZECHO S		120		1459	
326 FINLAND				201	
327 FRANCE		2532		4540	
335 GERMANY W		6612		35609	
340 HUNGARY		648		648	
344 ITALY				6020	
347 JAPAN				170	
354 NETHRLNDS				3468	
359 NORWAY				59	
372 SPAIN				8761	
375 SWEDEN		503		1368	
376 SWITZRLND		259		1959	
400 U STATES		67784		484758	
		94414		630108	
GUNS NOT MADE IN CANADA 100 U KINGDOM		53391		1 743 81	5 699
305 AUSTRIA				3106	
306 BELGIUM		8289		87094	
317 CZECHO S		4071		6971	
318 DENMARK		1668		3515	
326 FINLAND				469	
327 FRANCE		8507		15527	
335 GERMANY W		6965		50324	
344 ITALY		6836		30785	
359 NORWAY				31290	
372 SPAIN		10697		26445	
375 SWEDEN		5609		65820	
376 SWITZRLND				10057	
390 GERMANY E				296	
400 U STATES		530170		1 893 332	
		636203		2 399 412	
KNIFE FORK SCISSORS BLANKS 100 U KINGDOM				6091	5 700
400 U STATES		24149		98364	
		24149		104455	
METAL PARTS LOOSELEAF BINDERS 100 U KINGDOM		6879		82332	5 701
305 AUSTRIA				717	
335 GERMANY W				337	
347 JAPAN				669	
375 SWEDEN				497	
400 U STATES		29816		268473	
		36695		353025	
MAGIC LANTERNS AND SLIDES 100 U KINGDOM		189		7074	5 702
231 HONG KONG				138	
234 AUSTRALIA		65		5757	
305 AUSTRIA				1636	
306 BELGIUM		69		69	
327 FRANCE		73		284	
335 GERMANY W		770		11968	
347 JAPAN		414		24266	
354 NETHRLNDS		50		50	
376 SWITZRLND		89		1370	
400 U STATES		93464		669645	
		95183		722257	
PRESSED STEEL BELT PULLEYS 100 U KINGDOM		762		7934	5 703
234 AUSTRALIA				2885	
400 U STATES		13217		131297	
		13979		142116	
SAFES AND DDORS FOR VAULTS 100 U KINGDOM		29679		145044	5 706
359 NORWAY		623		5740	
400 U STATES		81317		823904	
		111619		974688	
STEEL WOOL 100 U KINGDOM		748		4069	5 708
318 DENMARK				150	
335 GERMANY W				746	
400 U STATES		8977		121019	
		9725		125984	
LATH OF IRON OR STEEL 100 U KINGDOM	CWT	1809	9027	102323	5 709
400 U STATES		1536	4979	65134	
		3345	14006	167457	
VALVES IRON OR STEEL N O P 100 U KINGDOM		68667		734470	5 713
318 DENMARK		143		1898	
327 FRANCE				102	
335 GERMANY W		536		12226	
344 ITALY				4409	
347 JAPAN				686	

IMPORTS INTO CANADA FOR CONSUMPTION

115

Articles and Countries from which Imported	MONTH OF AUGUST 1958		EIGHT MONTHS ENDED AUGUST 1958		Class Number
	Quantities	Values (\$)	Quantities	Values (\$)	
354 NETHRLNDS		11045		32923	
375 SWEDEN		2170		25733	
400 U STATES		753770		7372845	
		836331		8185292	
MANUFACTURES OF IRON STEEL NOP					5714
100 U KINGDOM		345621		4777412	
207 UN SO AFR		363		11481	
208 BSA OTHER				93	
215 INDIA				1226	
216 PAKISTAN				107	
225 TRINIDAD				1492	
231 HONG KONG		230		27652	
234 AUSTRALIA		217		5036	
236 NEW ZEAL				3032	
305 AUSTRIA		1714		13883	
306 BELGIUM		133		39277	
317 CZECHO S		114		530	
318 DENMARK		864		8904	
327 FRANCE		2179		62165	
335 GERMANY W		53072		515892	
344 ITALY		7062		355806	
347 JAPAN		24802		246440	
352 MEXICO				950	
354 NETHRLNDS		6426		39296	
359 NORWAY		758		23399	
360 ISRAEL				639	
372 SPAIN				280	
375 SWEDEN		4046		151500	
376 SWITZRLND		47691		127623	
381 ALASKA		50		50	
384 P RICO				5904	
387 VENEZUELA				64	
389 IRELAND		2055		2690	
390 GERMANY E				196	
400 U STATES		4411269		40451620	
		4908666		46874639	
COOKING STOVES COAL OR WOOD	NO				5715
100 U KINGDOM			6	544	
400 U STATES	193	8872	925	34711	
	193	8872	931	35255	
COOKING STOVES ELEC OVER 25DOL	NO				5716
100 U KINGDOM			7	3066	
400 U STATES	640	57103	4253	494531	
	640	57103	4260	497597	
COOKING STOVES GAS OVER 10 DOL	NO				5717
100 U KINGDOM			8	351	
400 U STATES	2154	163973	18545	1461919	
	2154	163973	18553	1462270	
COOKING STOVES OIL OVER 10 DOL	NO				5718
375 SWEDEN	12	141	12	141	
400 U STATES	122	2868	1048	37769	
	141	3009	1060	37910	
FURNACES DOMESTIC HOT WATER					5719
100 U KINGDOM		179		268	
400 U STATES		80660		307773	
		80839		308041	
FURNACES DOMESTIC WARM AIR	NO				5720
400 U STATES	3126	378951	18522	2184725	
	3126	378951	18522	2184725	
OIL BURNERS	NO				5721
400 U STATES	120	10824	1213	96205	
	120	10824	1213	96205	
RADIATORS CAST IRON	SQ FT				5722
ELECTRIC COOKING APPARATUS NOP					5723
100 U KINGDOM		8909		68820	
305 AUSTRIA				795	
327 FRANCE				941	
335 GERMANY W				1647	
344 ITALY		2149		2607	
347 JAPAN		661		2186	
354 NETHRLNDS		1695		1695	
376 SWITZRLND				431	
400 U STATES		222460		1794994	
		235874		1874116	
HEATING COOKING APPARATUS NOP					5724
100 U KINGDOM		3131		16538	
305 AUSTRIA				1586	
317 CZECHO S				3102	
327 FRANCE				1147	
335 GERMANY W				4140	
344 ITALY		1762		4475	
347 JAPAN		182		809	
354 NETHRLNDS				385	
375 SWEDEN		294		4622	
376 SWITZRLND				713	
400 U STATES		448334		2993171	
		453703		3030688	
PARTS HEATING AND COOKING APP					5725
100 U KINGDOM		3169		14053	
327 FRANCE				2104	
335 GERMANY W				1369	
347 JAPAN		598		766	
354 NETHRLNDS				204	
375 SWEDEN				1968	
400 U STATES		1005926		8541910	
		1009693		8562374	

IMPORTS INTO CANADA FOR CONSUMPTION

Articles and Countries from which Imported	MONTH OF AUGUST 1958		EIGHT MONTHS ENDED AUGUST 1958		Class Number
	Quantities	Values (\$)	Quantities	Values (\$)	
OVENS COMMERCIAL BAKERY 100 U KINGDOM 400 U STATES		63745		9553 427724	5726
		63745		437277	
GAS STOVE THERMOSTATS LIGHTERS 400 U STATES		8114		61538	5727
		8114		61538	
HEATERS OIL 20 DOLLARS OR OVER 100 U KINGDOM 400 U STATES	NO		34	875	5728
	1447	73594	10693	553134	
	1447	73594	10727	554009	
METAL STAMPINGS FOR BATHTUBS 400 U STATES	CWT				5729
	9690	162354	84316	1401895	
	9690	162354	84316	1401895	
INDUSTRIAL FURNACES AND PARTS 100 U KINGDOM 306 BELGIUM 335 GERMANY W 344 ITALY 354 NETHRLNDS 375 SWEDEN 400 U STATES		4435		333433 49246 15182 7936 39512 3943 1680524	5730
		278966		1680524	
		283401		2129776	
RANGE OIL BURNERS 335 GERMANY W 400 U STATES	NO		74	1005	5731
	74	1005	74	1005	
	142	5199	1005	35018	
	216	6204	1079	36023	
WATER HEATER PARTS 100 U KINGDOM 335 GERMANY W 354 NETHRLNDS 400 U STATES		203		5235 714 693	5733
		198		693	
		48357		341616	
		48758		348258	
WATER HEATERS GAS 100 U KINGDOM 335 GERMANY W 354 NETHRLNDS 400 U STATES	NO		468	22880	5734
	84	4767	103	5345	
	60	2938	12	129	
	2059	105797	17448	922074	
	2203	113502	18031	950428	
WATER HEATERS ELECTRIC 100 U KINGDOM 335 GERMANY W 400 U STATES	NO		442	5767	5735
	253	877	972	4123	
	935	38284	10619	471518	
	1188	39161	12033	481408	
WATER HEATERS N O P 100 U KINGDOM 400 U STATES	NO		14	2382	5736
	259	24241	2440	167285	
	259	24241	2454	169667	
HOUSEHOLD SCALES AND PTS 100 U KINGDOM 306 BELGIUM 318 DENMARK 335 GERMANY W 400 U STATES	NO		492	2215	5737
	3	402	3	637	
	3	637	66	214	
	25	81	4275	7533	
	829	1135	93110	347106	
	11407	45457	97946	357705	
	12267	47712			
SCALES BALANCES PARTS N O P 100 U KINGDOM 306 BELGIUM 318 DENMARK 335 GERMANY W 344 ITALY 347 JAPAN 354 NETHRLNOS 359 NORWAY 375 SWEDEN 376 SWITZRLND 400 U STATES		8799 6359 125 11603		52743 25985 1236 80958 286 813 15179 135 7494	5738
		4816		97020	
		154012		1498074	
		187662		1779923	

IMPORTS INTO CANADA FOR CONSUMPTION

Articles and Countries from which Imported		EIGHT MONTHS ENDED AUGUST 1958		Class Number
		Quantities	Values (\$)	
INGOTS COGGED BLOOMS SLABS NO P 100 U KINGDOM 335 GERMANY W 375 SWEDEN 400 U STATES	TON	27 207 2 233 469	16360 24958 1252 29889 72459	5901**
INGOTS NOT LESS THAN 3 CTS LB 400 U STATES	TON	2371 2371	604360 604360	5902**
INGOTS FOR FORGINGS INGOTS NO P 400 U STATES	TON	582 582	84898 84898	5903**
BARS BILLETS HOT ROLLED N O P 400 U STATES	CWT	1902 1902	6264 6264	5904**
BARS BILLETS COLD ROLLED N O P 100 U KINGDOM 305 AUSTRIA 306 BELGIUM 335 GERMANY W 375 SWEDEN 400 U STATES	CWT	20983 132 2042 1915 193 37216 62481	205967 2518 10923 25217 7224 569966 821815	5905**
BARS BILLETS H R 4CTS AND OVER 100 U KINGDOM 305 AUSTRIA 306 BELGIUM 312 CHILE 375 SWEDEN 400 U STATES	CWT	32138 832 53488 2077 1375 186705 276615	396958 15186 255603 10512 36744 1704471 2419474	5906**
BARS BILLETS HAMMERED N O P 100 U KINGDOM 305 AUSTRIA 375 SWEDEN 400 U STATES	CWT	137 306 205 251 899	1873 8207 6396 8838 25314	5907**
BARS SHEETS STRIP FOR SHOVELS	CWT			5908**
BARS RODS FOR AGRIC IMPLEMENTS 100 U KINGDOM 400 U STATES	CWT	249 49944 50193	2454 424362 426816	5909**
BARS HOT R ROUNDS AND SQUARES 100 U KINGDOM 306 BELGIUM 400 U STATES	CWT	3391 182 15403 18976	37379 936 123313 161628	5910**
RODS FOR MANUFACTURE OF CHAIN BLANKS FOR MILLING CUTTERS 400 U STATES	CWT			5911**
STRIP HOT R 080 INCH OR LESS 400 U STATES	CWT	23 23	3592 3592	5912**
STRIP HOT R OVER 080 INCH 306 BELGIUM 327 FRANCE	CWT	1549 1549 299 422 721	6866 6866 1339 2073 3412	5913** 5914**
STRIP COLD R 080 INCH OR LESS 100 U KINGDOM 335 GERMANY W 347 JAPAN 354 NETHRLNDS 375 SWEDEN 400 U STATES	CWT	2038 200 20 40 4352 25612 32262	19988 1461 168 1227 110816 466354 600014	5915**
STRIP COLD R OVER 080 INCH 100 U KINGDOM 400 U STATES	CWT	183 4988 5171	1830 82652 84482	5916**
STRIP HOT R FOR COLO ROLLING	CWT			5917**
STRIP FOR MANUFACTURE OF MATS 400 U STATES	CWT	29 29	219 219	5918**
HOOP STEEL FOR COOPERAGE 100 U KINGDOM 400 U STATES	CWT	752 5502 6254	5873 48624 54497	5919**
PLATES 66 INCHES WIDE OR LESS 347 JAPAN 400 U STATES	CWT	1217 9429 10646	5790 38858 44648	5920**
PLATES OVER 66 INS LESS 78 INS 347 JAPAN 400 U STATES	CWT	3922 5257 9179	18653 23607 42260	5921**
PLATES FOR BOILERS OIGESTERS 100 U KINGDOM 400 U STATES	CWT	1003 51598 52601	7663 375940 383603	5922**

** See blue pages at front of report.

IMPORTS INTO CANADA FOR CONSUMPTION

Articles and Countries from which Imported	CWT	EIGHT MONTHS ENDED AUGUST 1958		Class Number
		Quantities	Values (\$)	
SHEETS OVER 080 INCH THICK NOP 400 U STATES	CWT	31187	213617	5923**
SHEETS 080 INCH OR LESS N O P 100 U KINGDOM 335 GERMANY W 400 U STATES	CWT	31187	213617	5924**
		1291	9326	
		165	1262	
		333845	2383514	
		335301	2394102	
SHEET OR STRIP FOR TIN PLATE	CWT			5925**
SHEETS BLUE FOR HEATING APP	CWT			5926**
SHEETS 50 PER POUND OR OVER 100 U KINGDOM 306 BELGIUM 335 GERMANY W 347 JAPAN 375 SWEODEN 400 U STATES	CWT	236134	1687138	5927**
		11098	62509	
		8690	64695	
		22148	180798	
		5	186	
		1128664	8203264	
		1406739	10198590	
SHEETS RUST PROOF OVER 5 CTS 100 U KINGDOM 327 FRANCE 375 SWEODEN 400 U STATES	CWT	21138	1166664	5928**
		3	93	
		2228	112400	
		66330	3122710	
		89699	4401867	
SHEETS FOR COATING WITH METALS	CWT			5929**
SHEETS SHAPED FOR AGRIC IMPL 400 U STATES	CWT			5930**
		7207	129198	
		7207	129198	
SHEETS FOR MFR BUCKLE CLASPS 100 U KINGDOM 400 U STATES	CWT			5931**
		60	3528	
		3478	59629	
		3538	63157	
SHEETS COLD ROLLED FOR HINGES 400 U STATES	CWT			5932**
		534	6949	
		534	6949	
SHEETS FOR MFR OF SADDLERY	CWT			5933**
HOT R STRIP FOR MOTOR VEHICLES 400 U STATES	CWT			5934**
		1286	10028	
		1286	10028	
WROUGHT OR PUDDLED IRON BILLET	CWT			5935**
HOOP STRIP BESSEMER FOR HINGES 400 U STATES	CWT			5936**
		1817	6641	
		1817	6641	
PLATES 78 INCHES AND DVER 400 U STATES	CWT			5937**
		125	1095	
		125	1095	
ANGLES BEAMS 35 LBS OR OVER 100 U KINGDOM 306 BELGIUM 327 FRANCE 335 GERMANY W 400 U STATES	CWT			5938**
		25887	166905	
		47752	245535	
		35299	199101	
		3532	20039	
		1846584	10829013	
		1959054	11460593	
ANGLES BEAMS N O P 100 U KINGDOM 306 BELGIUM 312 CHILE 327 FRANCE 335 GERMANY W 347 JAPAN 375 SWEDEN 400 U STATES	CWT			5939**
		6402	37563	
		222817	1012436	
		11026	55862	
		3584	14226	
		4227	18335	
		37254	163105	
		75	3120	
		192898	1490644	
		478283	2795291	
BEAMS UNDER 5 1 HALF LB PER YD 400 U STATES	CWT			5940**
		74183	475403	
		74183	475403	
SHAPES 35 LBS PER YARD OR OVER 100 U KINGDOM 306 BELGIUM 335 GERMANY W 400 U STATES	CWT			5941**
		8662	58783	
		2304	14095	
		163	996	
		44165	279453	
		55294	353327	
PIPE WROUGHT 2 ONE HALF INCHES 100 U KINGDOM 335 GERMANY W 400 U STATES	CWT			5943**
		65	547	
		3	97	
		3826	23583	
		3894	24227	
PIPE SEAMLESS 5 CTS PER LB NOP 100 U KINGDOM 335 GERMANY W 375 SWEODEN 400 U STATES	CWT			5944**
		13600	453894	
		1383	32467	
		3527	119457	
		55042	1503305	
		73552	2109123	
PIPE WROUGHT OVER 10 1 HALF IN 100 U KINGDOM 400 U STATES	CWT			5945**
		1121325	8600723	
		3757138	34566980	
		4878463	43167703	
PIPE WROUGHT LESS 10 1 HALF IN 100 U KINGDOM	CWT			5946**
		96341	966659	

** See blue pages at front of report.

IMPORTS INTO CANADA FOR CONSUMPTION

Articles and Countries from which Imported		EIGHT MONTHS ENDED AUGUST 1958		Class Number
		Quantities	Values (\$)	
306 BELGIUM		5077	33909	
327 FRANCE		2111	18436	
335 GERMANY W		16734	150383	
354 NETHRLNDS		9598	86298	
375 SWEDEN		180	11274	
376 SWITZRLND		269	4041	
400 U STATES		168082	2292565	
		298392	3563565	
TUBES WROUGHT COATED HALF INCH	CWT			5947**
400 U STATES		4507	209909	
		4507	209909	
PIPE WROUGHT N O P	CWT			5948**
100 U KINGDOM		280	3210	
335 GERMANY W		447	11057	
376 SWITZRLND		3	221	
400 U STATES		35146	482310	
		35876	496798	
TUBING STEEL FOR FISHING RODS	CWT			5949**
CASING GAS WATER OR OIL WELL	CWT			5950**
100 U KINGDOM		139292	1454301	
327 FRANCE		3986	58660	
335 GERMANY W		6815	94208	
344 ITALY		68051	618778	
347 JAPAN		35648	338737	
400 U STATES		278283	3427795	
		532075	5992479	
PIPE FOR WELDING TYPE FITTINGS	CWT			5951**
400 U STATES		13910	349156	
		13910	349156	

IMPORTS INTO CANADA FOR CONSUMPTION

Articles and Countries from which Imported	MONTH OF AUGUST 1958		EIGHT MONTHS ENDED AUGUST 1958		Class Number
	Quantities	Values (\$)	Quantities	Values (\$)	
<u>GROUP 6</u>					
<u>NONFERROUS METALS AND PRODUCTS</u>					
ALUMINA AND BAUXITE N O P	CWT				6001
100 U KINGDOM	34	510	113	1714	
221 B GUIANA	87360	104172	1087092	1155390	
356 SURINAM	5367	5048	718969	641038	
400 U STATES	39604	153658	149617	463913	
	132365	263388	1955791	2262055	
BAUXITE ALUMINA FOR REFINING	CWT				6002
221 B GUIANA	3691005	1008740	12207024	3301650	
224 JAMAICA	488746	1550476	5211643	16523558	
327 FRANCE			58315	215610	
328 FR AFRICA	552049	150258	3021527	822948	
356 SURINAM	194081	55371	3032115	881131	
400 U STATES			45	775	
	4925881	2764845	23530669	21745672	
CRYOLITE OR KRYOLITE	CWT				6003
100 U KINGDOM			10	131	
318 DENMARK			46269	454280	
344 ITALY			33066	312286	
400 U STATES	830	10443	1789	22751	
	830	10443	81134	789448	
ALUMINUM PIGS INGOTS BLOCKS	CWT				6004
100 U KINGDOM			115	4925	
400 U STATES	21253	498978	53060	1245000	
	21253	498978	53175	1249925	
ALUMINUM SCRAP	CWT				6005
400 U STATES	187	1623	2289	34636	
	187	1623	2289	34636	
ALUMINUM ANGLES CHANNELS BEAMS	CWT				6006
100 U KINGDOM	1022	45463	5668	252432	
335 GERMANY W			4	570	
400 U STATES	1007	74656	8553	565382	
	2029	120119	14225	818384	
ALUMINUM BAR ROD AND WIRE RODS	CWT				6007
100 U KINGDOM	1969	76396	5020	210762	
306 BELGIUM			243	9368	
327 FRANCE			6	159	
335 GERMANY W			3	171	
376 SWITZRLND	22	1007	217	8479	
389 IRELAND	449	11185	549	14035	
400 U STATES	502	24924	5760	282847	
	2942	113512	11798	525821	
ALUMINUM LEAF OR FOIL					6009
100 U KINGDOM		43666		259743	
305 AUSTRIA		3422		3422	
335 GERMANY W		3654		8794	
344 ITALY				3064	
354 NETHRLNDS		3401		3855	
376 SWITZRLND				2649	
400 U STATES		40975		334894	
		95118		616421	
ALUMINUM PIPES AND TUBES	CWT				6010
100 U KINGDOM	252	12412	3308	171080	
335 GERMANY W			6	315	
400 U STATES	215	12799	2954	263185	
	467	25211	6268	434580	
ALUMINUM PLATES SHEETS STRIPS	CWT				6011
100 U KINGDOM	2797	115784	18037	712513	
305 AUSTRIA	132	4222	777	25134	
306 BELGIUM	262	7522	262	7522	
327 FRANCE	175	5513	357	11144	
335 GERMANY W	17	554	70	2284	
354 NETHRLNDS	409	13175	6791	236315	
376 SWITZRLND			249	9480	
400 U STATES	2126	150635	30913	1967442	
	5918	297405	57456	2972034	
ALUMINUM POWDER AND PASTE	LB				6012
100 U KINGDOM	16800	4743	139862	41087	
400 U STATES	6307	4100	50844	30582	
	23107	8843	190706	71669	
ALUMINUM WIRE AND CABLE	CWT				6013
100 U KINGDOM	5584	188942	24230	852821	
400 U STATES	20	1800	1424	65009	
	5604	190742	25654	917830	
ALUMINUM HOUSEHOLD HOLLOW WARE					6014
100 U KINGDOM		12946		54651	
231 HONG KONG				2147	
306 BELGIUM				72	
327 FRANCE		53		128	
335 GERMANY W		663		7576	
344 ITALY		33206		96406	
347 JAPAN		914		17197	
354 NETHRLNDS		535		3751	
359 NORWAY		426		426	
372 SPAIN		2327		5579	
376 SWITZRLND		149		14254	
400 U STATES		59961		876939	
		111180		1079126	
ALUMINUM MANUFACTURES N O P					6015
100 U KINGDOM		72041		565909	

IMPORTS INTO CANADA FOR CONSUMPTION

121

Articles and Countries from which Imported	MONTH OF AUGUST 1958		EIGHT MONTHS ENDED AUGUST 1958		Class Number
	Quantities	Values (\$)	Quantities	Values (\$)	
231 HONG KONG		2049		2746	
305 AUSTRIA		148		597	
306 BELGIUM		235		235	
317 CZECHOSLOVAKIA		280		280	
318 DENMARK		873		1955	
327 FRANCE		1776		5432	
335 GERMANY W		9159		53850	
344 ITALY		14248		43609	
347 JAPAN		20619		100973	
354 NETHERLANDS		74		4640	
359 NORWAY		296		1338	
375 SWEDEN		2544		6424	
376 SWITZERLAND		1091		19529	
400 U STATES		877115		7862817	
		1002548		8670334	
BRASS IN BLOCKS INGOTS OR PIGS	CWT				6021
400 U STATES			116	5693	
BRASS SCRAP	CWT		116	5693	6022
228 LEEWIND	22	306	22	306	
352 MEXICO			104	1650	
400 U STATES	115	2806	6875	116014	
	137	3112	7001	117970	
BRASS IN BARS AND RODS	CWT				6023
100 U KINGDOM	2384	55946	12176	281951	
306 BELGIUM			31	1218	
335 GERMANY W	74	2813	1043	33654	
400 U STATES	124	6961	1453	76325	
	2582	65720	14703	393148	
BRASS IN STRIPS SHEETS PLATES	CWT				6024
100 U KINGDOM	2567	72502	19842	552273	
306 BELGIUM	126	3975	520	15319	
335 GERMANY W	40	1698	80	3328	
347 JAPAN			30	967	
359 NORWAY	100	2537	100	2537	
400 U STATES	120	7169	1487	93220	
	2953	87881	22059	667644	
BRASS TUBING	CWT				6025
100 U KINGDOM	134	4887	840	33523	
306 BELGIUM			23	1200	
335 GERMANY W	10	421	534	42583	
376 SWITZERLAND			16	1746	
400 U STATES	756	34490	8341	511327	
	900	39798	9754	590379	
METAL CAPS FOR ELEC BATTERIES					6026
400 U STATES		3546		35885	
		3546		35885	
BRASS HAND PUMPS N O P					6030
100 U KINGDOM				475	
400 U STATES		1990		11262	
		1990		11737	
BRASS VALVES PLATED OR NOT					6031
100 U KINGDOM		7196		103411	
318 DENMARK		2967		31617	
335 GERMANY W		6372		30175	
344 ITALY		19179		116010	
347 JAPAN		337		11978	
354 NETHERLANDS		6217		6217	
360 ISRAEL				289	
375 SWEDEN		4487		55163	
400 U STATES		266463		2499629	
		313218		2854489	
BRASS METERS AND PARTS					6032
100 U KINGDOM		5610		41699	
400 U STATES		10622		263979	
		16232		305678	
BRASS WIRE N O P	LB				6033
100 U KINGDOM	20610	7698	202301	64150	
335 GERMANY W			2000	1372	
354 NETHERLANDS			1098	325	
400 U STATES	1966	1766	35763	26762	
	22576	9464	241162	92609	
BRASS WIRE CLOTH OR WOVEN WIRE					6034
100 U KINGDOM		245		2741	
305 AUSTRIA				707	
327 FRANCE				723	
335 GERMANY W				3423	
344 ITALY				108	
347 JAPAN		173		6735	
354 NETHERLANDS				626	
400 U STATES		2827		21165	
		3245		36228	
BRASS MANUFACTURES N O P					6035
100 U KINGDOM		56097		499116	
215 INDIA		1849		19777	
225 TRINIDAD				50	
231 HONG KONG		4648		31640	
234 AUSTRALIA		78		2070	
305 AUSTRIA		962		2377	
306 BELGIUM		632		3223	
318 DENMARK		3906		17996	
327 FRANCE		1313		8055	
335 GERMANY W		21416		85783	
344 ITALY		5507		69226	
347 JAPAN		10988		67127	
352 MEXICO				286	

IMPORTS INTO CANADA FOR CONSUMPTION

Articles and Countries from which Imported	MONTH OF AUGUST 1958		EIGHT MONTHS ENDED AUGUST 1958		Class Number
	Quantities	Values (\$)	Quantities	Values (\$)	
354 NETHRLNDS		1686		17776	
359 NORWAY				1379	
360 ISRAEL				9564	
371 THAILAND				66	
372 SPAIN				1062	
375 SWEDEN		1814		12529	
376 SWITZRLND		5595		11545	
389 IRELAND				1526	
400 U STATES		731256		6840949	
		847749		7703122	
BRASS WIRE FOR FOURDRINIER					6036
PLUMBERS BRASS GOODS					6037
100 U KINGDOM		25913		133664	
335 GERMANY W		3819		28812	
344 ITALY		50598		280389	
347 JAPAN		24637		121415	
354 NETHRLNDS		18187		80353	
375 SWEDEN				390	
376 SWITZRLND				1090	
400 U STATES		389589		2866338	
		512743		3512451	
COPPER IN BLOCKS PIGS INGOTS					6042
400 U STATES	CWT		27	1050	
COPPER SCRAP			27	1050	6043
220 BERMOOA	CWT				
400 U STATES	108	1516	108	1516	
	201	4598	4961	108154	
	309	6114	5069	109670	
COPPER BARS FOR ELECTRIC WIRES					6044
100 U KINGDOM	CWT		11810	241234	
205 RHOD NYAS	2238	51343	8960	187591	
400 U STATES	3998	136065	19345	644711	
	6236	187408	40115	1073536	
COPPER IN BARS OR RODS N O P					6046
100 U KINGDOM	CWT		79	2599	
400 U STATES	76	2462	1829	59552	
	76	2462	1908	62151	
COPPER IN STRIPS SHEETS PLATES					6047
100 U KINGDOM	CWT	996	8796	292966	
207 UN SO AFR			1	228	
335 GERMANY W	4	1188	10	3112	
347 JAPAN			55	1842	
400 U STATES	32	3261	530	36790	
	1032	40074	9392	334938	
COPPER TUBING					6048
100 U KINGDOM	CWT	1081	16663	590437	
335 GERMANY W		42051	757	28911	
354 NETHRLNDS			18	718	
400 U STATES	702	39144	17570	623706	
	1783	81195	35008	1243772	
COPPER ROLLERS FOR WALL PAPER					6049
100 U KINGDOM		16154		31524	
400 U STATES		427		5961	
		16581		37485	
COPPER WIRE N O P					6050
100 U KINGDOM	LB		82603	35405	
335 GERMANY W	452	260	452	260	
354 NETHRLNDS			10	58	
400 U STATES	15541	5932	91263	49012	
	15993	6192	174328	84735	
COPPER WIRE CLOTH WOVEN WIRE					6051
100 U KINGDOM		1110		3410	
335 GERMANY W				384	
400 U STATES				1513	
		1110		5307	
COPPER MANUFACTURES OF N O P					6052
100 U KINGDOM		2380		40081	
207 UN SO AFR				107	
215 INDIA				85	
231 HONG KONG				141	
306 BELGIUM				184	
318 DENMARK				72	
327 FRANCE				223	
335 GERMANY W		625		9315	
344 ITALY		2072		7435	
347 JAPAN		97		1965	
354 NETHRLNDS		126		3613	
360 ISRAEL				50	
375 SWEDEN		89		144	
376 SWITZRLND		92		2269	
392 SYRIA				273	
400 U STATES		94206		610015	
		99687		675972	
LEAD IN PIGS AND BLOCKS					6061
100 U KINGDOM	LB		280048	26553	
352 MEXICO	200102	16722	1300077	117637	
400 U STATES	2000	483	12956	4227	
	202102	17205	1593081	148417	
LEAD OLD AND SCRAP					6062
224 JAMAICA	LB	36780	116780	2930	
338 HAITI		878	9687	347	
354 NETHRLNDS			8830	662	
400 U STATES			51519	4491	
		36780	186816	8430	

IMPORTS INTO CANADA FOR CONSUMPTION

Articles and Countries from which Imported	MONTH OF AUGUST 1958		EIGHT MONTHS ENDED AUGUST 1958		Class Number
	Quantities	Values (\$)	Quantities	Values (\$)	
LEAD IN BARS AND SHEETS	LB				6063
100 U KINGDOM	8749	1365	29870	3888	
306 BELGIUM			43909	4662	
400 U STATES			594	326	
	8749	1365	74373	8876	
LEAD CAPSULES FOR BOTTLES					6065
100 U KINGDOM		1874		8567	
327 FRANCE		481		1157	
335 GERMANY W				7578	
354 NETHRLNDS				12382	
400 U STATES		100		470	
		2455		30154	
LEAD MANUFACTURES N O P					6068
100 U KINGDOM		7121		41321	
306 BELGIUM				1137	
327 FRANCE		255		255	
335 GERMANY W		552		1756	
347 JAPAN				1342	
354 NETHRLNDS				2784	
360 ISRAEL				99	
376 SWITZRLND		5917		5917	
400 U STATES		16564		119556	
		30409		174167	
RODS 90 PC NICKEL FOR WIRE	LB				6070
400 U STATES			35555	47784	
			35555	47784	
NICKEL NICKEL SILVER IN INGOTS	LB				6071
400 U STATES			282789	80394	
			282789	80394	
NICKEL BARS RODS STRIPS SHEETS	LB				6072
100 U KINGDOM	7445	7740	10709	21685	
400 U STATES	215911	205723	2344029	2250203	
	223356	213463	2354738	2271888	
NICKEL SILVER BARS RODS STRIPS	LB				6073
400 U STATES			1767	2137	
			1767	2137	
NICKEL CHROMIUM IN BARS RODS	LB				6074
100 U KINGDOM			5009	7195	
400 U STATES	1490	1769	16050	20625	
	1490	1769	21059	27820	
NICKEL MANUFACTURES NOT PLATED					6075
100 U KINGDOM		2184		13046	
344 ITALY		777		1930	
354 NETHRLNDS				243	
400 U STATES		8101		66570	
		11062		81789	
NICKEL AND PLATED HOLLOW WARE					6076
400 U STATES				1732	
				1732	
NICKEL PLATED WARE N O P					6077
100 U KINGDOM		10951		91412	
216 PAKISTAN		277		277	
231 HONG KONG				1700	
234 AUSTRALIA		1712		1712	
305 AUSTRIA		89		6614	
313 CHINA				180	
317 CZECHO S				525	
327 FRANCE		170		1869	
335 GERMANY W		22575		143808	
344 ITALY		2098		20718	
347 JAPAN		4121		25738	
354 NETHRLNDS		940		5992	
360 ISRAEL				438	
372 SPAIN				337	
375 SWEDEN				1803	
376 SWITZRLND		171		1252	
400 U STATES		77859		787607	
		120963		1091982	
ELECTRO PLATED WARE GILT WARE					6082
100 U KINGDOM		76413		675865	
207 UN SO AFR		494		1451	
215 INOIA				131	
231 HONG KONG		3712		29934	
234 AUSTRALIA		4440		21386	
305 AUSTRIA		3676		17628	
306 BELGIUM		1112		2495	
317 CZECHO S		388		6236	
318 DENMARK		437		3142	
327 FRANCE		3989		12414	
335 GERMANY W		47911		341487	
344 ITALY		19188		106818	
347 JAPAN		30680		290816	
354 NETHRLNDS		12241		24508	
359 NORWAY				444	
372 SPAIN				837	
375 SWEDEN		277		5829	
376 SWITZRLND		543		6968	
400 U STATES		850100		7337589	
		1055601		8885978	
GOLD SILVER SWEEPS GOLD FRINGE					6084
100 U KINGDOM				379	
327 FRANCE		660		7732	
400 U STATES		53		3584	
		713		11695	
GOLD SILVER DUTCH METAL LEAF					6085
100 U KINGDOM		1292		36179	

IMPORTS INTO CANADA FOR CONSUMPTION

Articles and Countries from which Imported	MONTH OF AUGUST 1958		EIGHT MONTHS ENDED AUGUST 1958		Class Number
	Quantities	Values (\$)	Quantities	Values (\$)	
335 GERMANY W		542		2637	
344 ITALY				280	
400 U STATES		14391		64701	
		16225		103797	
GOLD MANUFACTURES N O P					6086
100 U KINGDOM		416		3693	
318 DENMARK				112	
335 GERMANY W		283		1542	
344 ITALY				608	
372 SPAIN				361	
376 SWITZRLND				120	
400 U STATES		7677		55481	
		8376		61917	
PLATINUM PALLADIUM IRIORIUM					6087
100 U KINGDOM		7091		6167969	
400 U STATES		104641		160858	
		111732		6328927	
PLATINUM CRUCIBLES					6088
400 U STATES		146425		892039	
		146425		892039	
SILVER UNMANUFACTURED	OZ				6091
100 U KINGDOM			2014	1778	
400 U STATES			269	231	
			2283	2009	
TOILET ARTICLES OF STERLING					6093
100 U KINGDOM		4944		9108	
335 GERMANY W				246	
400 U STATES		1032		4716	
		5976		14070	
SILVER MANUFACTURES N O P					6094
100 U KINGDOM		24300		239529	
207 UN SO AFR				272	
231 HONG KONG				61	
305 AUSTRIA				2063	
306 BELGIUM				99	
317 CZECHO S				360	
318 DENMARK		2032		20548	
326 FINLAND				151	
327 FRANCE				2424	
335 GERMANY W		2177		13563	
344 ITALY		1728		2832	
347 JAPAN				53	
352 MEXICO				1675	
354 NETHRLNDS		58		1165	
359 NORWAY				515	
375 SWEDEN		254		2302	
376 SWITZRLND		59		240	
384 P RICO				8352	
400 U STATES		11696		106473	
		42304		402677	
TIN BLOCKS PIGS OR BARS	CWT				6101
100 U KINGDOM	336	30279	3541	318829	
218 MALAYA	1792	172855	16308	1490355	
306 BELGIUM	3248	293012	13104	1174009	
335 GERMANY W			1142	97668	
354 NETHRLNDS	672	60015	3469	312981	
400 U STATES	1122	103166	6517	599431	
	7170	659327	44081	3993273	
TIN FOIL	LB				6102
400 U STATES	2195	2274	14610	16065	
	2195	2274	14610	16065	
COLLAPSIBLE TUBES OF METAL					6103
100 U KINGDOM				1217	
400 U STATES		4105		39138	
		4105		40355	
ZINC DROSS AND ZINC SCRAP	CWT				6110*
ZINC PIGS SLABS BLOCKS ANOODES	CWT				6112
306 BELGIUM			51	760	
335 GERMANY W	21	440	21	440	
352 MEXICO	1199	9167	1199	9167	
400 U STATES	43	539	845	16169	
	1263	10146	2116	26536	
ZINC BARS ROOS PLATES SHEETS	CWT				6113
100 U KINGDOM	352	5038	1095	18323	
306 BELGIUM	129	1731	2294	36286	
327 FRANCE			24	502	
400 U STATES	909	26570	10032	283915	
	1390	33339	13445	339026	
ZINC DUST AND GRANULES	CWT				6114
100 U KINGDOM	1440	19211	3727	49890	
400 U STATES	125	2046	2668	38758	
	1565	21257	6395	88648	
ZINC MANUFACTURES N O P					6116
100 U KINGDOM		4183		18734	
231 HONG KONG		1017		3351	
306 BELGIUM				2698	
318 DENMARK		125		234	
327 FRANCE		252		328	
335 GERMANY W		406		12996	
344 ITALY				583	
347 JAPAN				3883	
354 NETHRLNDS		264		503	
359 NORWAY				2560	

* Cumulative figures for 1958 relate to period July 1 to August 31. See blue pages at front of report.

IMPORTS INTO CANADA FOR CONSUMPTION

125

Articles and Countries from which Imported	MONTH OF AUGUST 1958		EIGHT MONTHS ENDED AUGUST 1958		Class Number
	Quantities	Values (\$)	Quantities	Values (\$)	
376 SWITZRLND		647		647	
400 U STATES		163069		1303986	
ZINC SLUGS DISCS AND SHELLS		169963		1350503	
100 U KINGDOM				2039	6117
400 U STATES		12991		138415	
ALLOYS OF COPPER		12991		140454	
100 U KINGDOM				36493	6119
335 GERMANY W		3572		10613	
400 U STATES		8495		171868	
ALLOYS OF MAGNESIUM		12067		218974	
100 U KINGDOM				4653	6120
335 GERMANY W		524		524	
400 U STATES		11057		200037	
BABBITT METAL IN BLOCKS BARS		11581		205214	
100 U KINGDOM	CWT				6121
400 U STATES	10	870	41	3023	
	15	1251	145	13128	
	25	2121	186	16151	
BRITANNIA METAL AND MFRS					
100 U KINGDOM		990		3913	6123
318 DENMARK		174		318	
347 JAPAN				1773	
400 U STATES		195		6233	
CHROMIUM TUNGSTEN FOR ALLOYS		1359		12237	
100 U KINGDOM	LB				6124
305 AUSTRIA			18318	2362	
354 NETHRLNDS	206	836	40	479	
400 U STATES	296	1792	324	3792	
	502	2628	9950	80630	
ALLOY SLUGS CAST WITH DIAMONDS			28632	87263	
400 U STATES		4310		11107	6125
PHOSPHOR TIN PHOSPHOR BRONZE		4310		11107	
100 U KINGDOM	LB				6126
335 GERMANY W	60722	32653	730720	375319	
400 U STATES	33540	21560	169940	117598	
	5580	4482	74716	63307	
	99842	58695	975376	556224	
WATCHES OVER ONE JEWEL					6127
100 U KINGDOM				592	
231 HONG KONG				118	
327 FRANCE		7238		35140	
335 GERMANY W		10606		71203	
347 JAPAN				171	
354 NETHRLNDS				2784	
376 SWITZRLND		70903		649010	
383 HAWAII				80	
400 U STATES		381		18382	
		89128		777480	
WATCHES ONE OR NO JEWEL					6128
100 U KINGDOM		70		148	
305 AUSTRIA				363	
335 GERMANY W		3130		16487	
376 SWITZRLND		50896		227989	
400 U STATES		297		3243	
		54393		248235	
WATCH ACTIONS OVER ONE JEWEL					6129
100 U KINGDOM				9463	
231 HONG KONG				1170	
327 FRANCE		2419		47177	
335 GERMANY W		34127		193768	
375 SWEDEN				134	
376 SWITZRLND		247317		2070473	
400 U STATES		8463		113330	
		292326		2435515	
WATCH ACTIONS ONE OR NO JEWEL					6130
100 U KINGDOM		18079		121436	
327 FRANCE				907	
335 GERMANY W		2461		31773	
376 SWITZRLND		14754		136155	
400 U STATES		53		5400	
		35347		295671	
CLOCKS N O P					6131
100 U KINGDOM	NO	253	1718	1607	15254
207 UN SD AFR				1	166
305 AUSTRIA				1	136
318 DENMARK	10	1037		10	1037
327 FRANCE				13	642
335 GERMANY W	9289	47687	59298	257323	
344 ITALY	85	176	586	787	
347 JAPAN	300	432	1565	2416	
375 SWEDEN	24	260	84	1273	
376 SWITZRLND	109	697	1892	10235	
400 U STATES	9406	47261	61903	318611	
	19476	99268	126960	607880	
CLOCK MOVEMENTS AND CASES					6132
100 U KINGDOM		2464		18011	
335 GERMANY W		3099		17863	
376 SWITZRLND		75		991	
400 U STATES		10083		99177	
		15721		136042	
PARTS OF CLOCK MOVEMENTS					6133
100 U KINGDOM		12235		43069	

IMPORTS INTO CANADA FOR CONSUMPTION

Articles and Countries from which Imported	MONTH OF AUGUST 1958		EIGHT MONTHS ENDED AUGUST 1958		Class Number
	Quantities	Values (\$)	Quantities	Values (\$)	
306 BELGIUM				1996	
327 FRANCE		401		1842	
335 GERMANY W		1067		6300	
354 NETHRLNDS				1938	
359 NORWAY		1920		7740	
376 SWITZRLND				418	
400 U STATES		32327		246951	
TIME RECORDERS		47950		310254	6134
100 U KINGDOM		1868		11352	
225 TRINIDAD				4404	
327 FRANCE		800		800	
335 GERMANY W		899		11031	
375 SWEDEN		1033		1680	
376 SWITZRLND				2528	
400 U STATES		9276		107104	
ALARM CLOCKS		13876		138899	6135
100 U KINGDOM	NO		2364	3219	6135
231 HONG KONG		200	200	390	
327 FRANCE		3000	7000	8750	
335 GERMANY W		51244	290295	484390	
344 ITALY		12	3707	4723	
347 JAPAN		1100	2400	4248	
375 SWEDEN			25	135	
376 SWITZRLND		1642	4830	20940	
400 U STATES		382	2872	10568	
WATCH CASES AND PARTS		57580	313693	537363	6136
100 U KINGDOM				16612	6136
220 BERMUDA				1440	
231 HONG KONG				11911	
327 FRANCE				72565	
335 GERMANY W				72214	
347 JAPAN				1066	
376 SWITZRLND				201241	
400 U STATES				430558	
PARTS OF WATCH MOVEMENTS		90653		807607	6138
100 U KINGDOM				43285	6138
327 FRANCE				11986	
335 GERMANY W				8838	
347 JAPAN				124	
376 SWITZRLND				138829	
400 U STATES				92808	
BATTERIES FLASHLIGHT AND PARTS		19973		295870	6139
100 U KINGDOM				71	6139
231 HONG KONG				51598	
347 JAPAN				2243	
400 U STATES				74894	
BATTERIES HEARING AID AND PTS		22188		128806	6140
100 U KINGDOM				255	6140
400 U STATES				276632	
BATTERIES ELECTRIC PRIMARY NOP		26236		276887	6141
100 U KINGDOM				72363	6141
231 HONG KONG				2221	
318 DENMARK				141	
327 FRANCE				6481	
335 GERMANY W				8338	
347 JAPAN				18411	
400 U STATES				528896	
BATTERIES STORAGE N O P PARTS		83874		636851	6142
100 U KINGDOM				235399	6142
327 FRANCE				36502	
335 GERMANY W				15943	
344 ITALY				477	
347 JAPAN				3553	
375 SWEDEN				6717	
384 P RICO				1879	
400 U STATES				912292	
APPARATUS ELECTRIC HEATING NOP		113296		912292	6143
100 U KINGDOM				1212762	6143
306 BELGIUM				62898	
335 GERMANY W				5731	
347 JAPAN				14059	
354 NETHRLNDS				325	
375 SWEDEN				31230	
376 SWITZRLND				325	
384 P RICO				305	
400 U STATES				9699	
DYNAMOS GENERATORS AND PTS NOP		147195		1121686	6144
100 U KINGDOM				1246258	6144
306 BELGIUM				1252563	
318 DENMARK				39325	
327 FRANCE				6149	
335 GERMANY W				1025	
347 JAPAN				26380	
354 NETHRLNDS				18881	
359 NORWAY				57	
375 SWEDEN				2305	
				9803	

IMPORTS INTO CANADA FOR CONSUMPTION

Articles and Countries from which Imported	MONTH OF AUGUST 1958		EIGHT MONTHS ENDED AUGUST 1958		Class Number
	Quantities	Values (\$)	Quantities	Values (\$)	
376 SWITZRLND		18371		1509502	
400 U STATES		362367		5942803	
FUSES FUSE PLUGS CUT OUTS PARTS		599728		8808793	6145
100 U KINGDOM		2407		73237	
318 DENMARK		176		176	
327 FRANCE		752		2492	
335 GERMANY W				278	
354 NETHRLNDS		56		56	
376 SWITZRLND				1232	
400 U STATES		261438		906387	
FLUORESCENT TUBES ARC LAMPS		264829		983858	
100 U KINGDOM	NO			467	6146
354 NETHRLNDS				8669	
400 U STATES		35979		263078	
		45124		271661	
LAMPS ELECTRIC INCANDESCENT		35979		272214	
100 U KINGDOM	NO			277967	6148
231 HONG KONG		25550		124849	
306 BELGIUM		2475		103000	
335 GERMANY W		4460		31159	
347 JAPAN		1800		45376	
354 NETHRLNDS		957760		16020160	
375 SWEDEN		17769		550269	
376 SWITZRLND		14600		1400	
400 U STATES		177379		1225	
		598431		1755136	
LIGHTS HEAD SIDE TAIL TORCHES		1763580		2148877	
100 U KINGDOM				2881	6149
231 HONG KONG				28868	
317 CZECHO S					
327 FRANCE					
335 GERMANY W					
344 ITALY					
347 JAPAN					
354 NETHRLNDS					
390 GERMANY E					
400 U STATES					
		75351		77246	
ELECTRIC LIGHT FIXTURES N O P		120183		1070939	
100 U KINGDOM					6150
231 HONG KONG					
305 AUSTRIA					
306 BELGIUM					
317 CZECHO S					
318 DENMARK					
327 FRANCE					
335 GERMANY W					
340 HUNGARY					
344 ITALY					
347 JAPAN					
354 NETHRLNDS					
359 NORWAY					
360 ISRAEL					
366 PORTUGAL					
372 SPAIN					
375 SWEDEN					
376 SWITZRLND					
389 IRELAND					
390 GERMANY E					
400 U STATES					
		475660		3793360	
LIGHTNING ARRESTERS REACTORS		532563		4254705	
100 U KINGDOM					6151
375 SWEDEN					
376 SWITZRLND					
400 U STATES					
		4540		62357	
MAGNETOS FOR GAS ENGINES					
400 U STATES					
		1219		26570	
		19149		194936	
		24908		294224	
METERS ELECTRIC AND PARTS NOP					
100 U KINGDOM					6152
305 AUSTRIA					
318 DENMARK					
327 FRANCE					
335 GERMANY W					
347 JAPAN					
354 NETHRLNDS					
376 SWITZRLND					
400 U STATES					
		7870		38046	
		7870		38046	
MOTORS ELECTRIC UNDER 10 DOL					
100 U KINGDOM	NO				6153
305 AUSTRIA					
306 BELGIUM					
335 GERMANY W					
344 ITALY					
347 JAPAN					
354 NETHRLNDS					
400 U STATES					
		18470		103640	
		166633		1721691	
		188999		1887468	
MOTORS ELECTRIC UNDER 10 DOL					
100 U KINGDOM	NO				6154
305 AUSTRIA					
306 BELGIUM					
335 GERMANY W					
344 ITALY					
347 JAPAN					
354 NETHRLNDS					
400 U STATES					
		293		2928	
		984		13942	
		1248		59	
		2908		163	
				2908	
				379	
				95	
				770	
				4668	
				12440	
		14570		84041	
		64123		304604	
		16111		94188	
				338370	
MOTORS ELECTRIC NOP AND PARTS					
100 U KINGDOM					6155
306 BELGIUM					
		280914		1910170	
		629		10297	

IMPORTS INTO CANADA FOR CONSUMPTION

Articles and Countries from which Imported	MONTH OF AUGUST 1958		EIGHT MONTHS ENDED AUGUST 1958		Class Number
	Quantities	Values (\$)	Quantities	Values (\$)	
317 CZECHO S				72	
318 DENMARK		1035		8885	
327 FRANCE		172		2574	
334 ST PIERR E				125	
335 GERMANY		7638		47583	
344 ITALY				71	
347 JAPAN				738	
352 MEXICO				71	
354 NETHRLNDS		1993		13754	
359 NORWAY				2950	
375 SWEDEN				33413	
376 SWITZRLND		1261		11505	
381 ALASKA		180		355	
400 U STATES		683930		8695793	
		977752		10738356	
RHEOSTATS CONTROLLERS STARTERS					6156
100 U KINGDOM		30840		345217	
231 HONG KONG				1797	
305 AUSTRIA				1137	
318 DENMARK				4494	
327 FRANCE		202		1984	
335 GERMANY W		870		3127	
375 SWEDEN				3255	
376 SWITZRLND		4656		93794	
400 U STATES		623786		6242228	
		660354		6697033	
SAD IRONS ELECTRIC AND PARTS					6157
100 U KINGDOM		4340		41052	
335 GERMANY W				765	
347 JAPAN		622		759	
384 P RICO		37635		49452	
400 U STATES		26321		253412	
		68918		345440	
SELFCONTAINED LIGHTING OUTFITS					6158
100 U KINGDOM				236	
400 U STATES		471		10472	
		471		10708	
SOCKETS OUTLETS RECEPTACLES					6159
100 U KINGDOM		276		2935	
335 GERMANY W				513	
354 NETHRLNDS				1523	
400 U STATES		144493		1155847	
		144769		1160818	
SPARK PLUGS MAGNETOS IGNITION					6160
100 U KINGDOM		4740		39287	
335 GERMANY W				9745	
347 JAPAN		2256		3723	
376 SWITZRLND				520	
400 U STATES		96366		655901	
		103382		709176	
SWITCHES SWITCHBOARDS AND PTS					6161
100 U KINGDOM		65649		673246	
305 AUSTRIA		97		4111	
306 BELGIUM				1000	
327 FRANCE		8303		216277	
335 GERMANY W		50361		286797	
347 JAPAN		413		12520	
354 NETHRLNDS				1019	
375 SWEDEN				24512	
376 SWITZRLND		162700		1048355	
384 P RICO				2146	
400 U STATES		464642		5681303	
		752165		7951286	
SWITCHGEAR FOR MINES					6162
100 U KINGDOM		3203		37199	
327 FRANCE				59	
400 U STATES		2765		58742	
		5968		96000	
TELEGRAPH APPARATUS AND PARTS					6163
100 U KINGDOM		13901		151883	
234 AUSTRALIA				8246	
318 DENMARK		181		1141	
335 GERMANY W		78318		808907	
359 NORWAY				2997	
400 U STATES		112571		2425701	
		204971		3396875	
TELEPHONE APPARATUS AND PARTS					6164
100 U KINGDOM		203685		2503559	
234 AUSTRALIA				9561	
305 AUSTRIA		816		3298	
306 BELGIUM				8412	
318 DENMARK				12896	
327 FRANCE				8743	
335 GERMANY W		217		7727	
344 ITALY		42864		219178	
347 JAPAN				2912	
375 SWEDEN		1333		50149	
376 SWITZRLND				3905	
400 U STATES		547265		7135820	
		796180		9966160	
TRANSFORMERS AND PARTS N O P					6165
100 U KINGDOM		40774		1214803	
318 DENMARK				316	
327 FRANCE		197		45012	
335 GERMANY W		8916		81299	
344 ITALY				1016	

IMPORTS INTO CANADA FOR CONSUMPTION

129

Articles and Countries from which imported	MONTH OF AUGUST 1958		EIGHT MONTHS ENDED AUGUST 1958		Class Number
	Quantities	Values (\$)	Quantities	Values (\$)	
347 JAPAN		505		4392	
354 NETHRLNDS		2399		11768	
359 NORWAY		113		113	
375 SWEDEN				122709	
376 SWITZRLND		116210		342945	
400 U STATES		335240		3748716	
RADIO TUBES		504354		5573089	
100 U KINGDOM	NO				6166
327 FRANCE	2006	2515	90238	90747	
335 GERMANY W			2	178	
347 JAPAN	616	432	6539	3904	
354 NETHRLNDS	53716	12570	55972	15788	
375 SWEDEN	32652	10223	691525	232246	
400 U STATES	2592	7372	9341	35892	
	335596	339779	4153542	4435951	
	427178	372891	5007159	4814706	
RADIO APPARATUS N O P					
100 U KINGDOM		308296		2614706	6167
305 AUSTRIA				1294	
318 DENMARK		124		2443	
327 FRANCE				397	
335 GERMANY W		26557		307613	
344 ITALY		319		6531	
347 JAPAN		25320		73658	
354 NETHRLNDS		47234		291018	
375 SWEDEN		1462		31950	
381 ALASKA				54	
400 U STATES		2238041		18579339	
		2647353		21909003	
ELECTRIC DRY SHAVING MACHINES	NO				6168
100 U KINGDOM		67		4867	
335 GERMANY W	284	2280	1759	19167	
347 JAPAN	1000	1448	10044	18487	
354 NETHRLNDS	19520	68054	91211	387782	
376 SWITZRLND	10	93	308	2458	
384 P RICO	6192	31803	15258	75370	
400 U STATES	33938	478134	151013	1784599	
	60944	581879	269593	2292730	
ELECT STEAM GENERATORS AND PTS	NO				6169
100 U KINGDOM		742678	3	7772459	
335 GERMANY W	1	42252	1	42252	
375 SWEDEN			1	130824	
376 SWITZRLND		1401		454236	
400 U STATES		9699	3	205520	
	1	796030	8	8605291	
ELECTRIC APPARATUS N O P					6170
100 U KINGDOM		97517		763961	
231 HONG KONG				1284	
234 AUSTRALIA		159		5170	
305 AUSTRIA		1363		2149	
306 BELGIUM		137		1041	
318 DENMARK		576		3479	
327 FRANCE		3276		20545	
335 GERMANY W		8077		47618	
338 HAITI				200	
340 HUNGARY				361	
344 ITALY		170		1406	
347 JAPAN		6613		41063	
352 MEXICO				340	
354 NETHRLNDS		1944		81662	
375 SWEDEN		588		33406	
376 SWITZRLND		33199		331499	
384 P RICO				5861	
400 U STATES		2258824		18935577	
	1	2412443		20276622	
ELECTRIC PRECISION INSTRUMENTS					6171
100 U KINGDOM		50547		548862	
207 UN SO AFR		635		145665	
225 TRINIDAD		3742		20972	
305 AUSTRIA		136		727	
318 DENMARK		5385		30667	
327 FRANCE				2541	
335 GERMANY W		7718		87261	
344 ITALY				2229	
347 JAPAN				18044	
354 NETHRLNDS		1471		52430	
376 SWITZRLND		7513		42944	
384 P RICO				407	
400 U STATES		610513		10973221	
		687660		11925970	
ELECTRIC OR GAS WELDING APP					6172
100 U KINGDOM		8491		93873	
225 TRINIDAD		912		912	
305 AUSTRIA				94	
327 FRANCE		192		1016	
335 GERMANY W		4372		17348	
344 ITALY				878	
354 NETHRLNDS				297	
375 SWEDEN				4882	
376 SWITZRLND				4880	
400 U STATES		426951		3653396	
		440918		3777576	
RADIO RECEIVING SETS	NO				6173
100 U KINGDOM	519	17802	4967	132058	
305 AUSTRIA	152	3543	461	11767	
306 BELGIUM			76	652	

IMPORTS INTO CANADA FOR CONSUMPTION

Articles and Countries from which Imported	MONTH OF AUGUST 1958		EIGHT MONTHS ENDED AUGUST 1958		Class Number
	Quantities	Values (\$)	Quantities	Values (\$)	
318 DENMARK			1	171	
327 FRANCE			1	74	
335 GERMANY W	1592	99051	15972	750477	
340 HUNGARY			21	350	
344 ITALY	50	2751	50	2751	
347 JAPAN	15760	180500	79058	381366	
354 NETHRLNDS	1682	42437	8323	199250	
359 NORWAY			9	558	
375 SWEDEN			2	251	
381 ALASKA			1	60	
400 U STATES	5196	197017	36123	1204738	
TELEVISION RECEIVING SETS	24951	543101	145065	3184523	
335 GERMANY W	NO 3	159	9	2238	6174
344 ITALY			1	50	
381 ALASKA			1	75	
400 U STATES	968	133405	4887	636101	
RADIO SET PARTS	971	133564	4898	658464	
100 U KINGDOM		86088		1218535	6175
327 FRANCE		1662		5125	
335 GERMANY W		1560		69919	
347 JAPAN		1848		2002	
354 NETHRLNDS		36671		200263	
375 SWEDEN				18993	
376 SWITZRLND				3238	
400 U STATES		400608		2403447	
RADIO TUBE PARTS		528437		3921522	
100 U KINGDOM		4032		42479	6176
305 AUSTRIA		645		1089	
335 GERMANY W		439		834	
344 ITALY		7546		19769	
354 NETHRLNDS		3716		27920	
375 SWEDEN				511	
400 U STATES		604385		4631484	
SOUND EQUIPMENT		620763		4724086	
100 U KINGDOM		4069		154316	6177
231 HONG KONG				60	
234 AUSTRALIA		180		766	
305 AUSTRIA		1597		1773	
306 BELGIUM				912	
318 DENMARK				368	
327 FRANCE				572	
335 GERMANY W		1059		19961	
344 ITALY				383	
347 JAPAN		2818		19922	
354 NETHRLNDS		635		9319	
375 SWEDEN				283	
376 SWITZRLND				1509	
395 PORT W AF		200		200	
400 U STATES		180796		1689103	
TAPE RECORDERS AND PARTS		191354		1899447	
100 U KINGDOM	NO 43	2299	450	45912	6178
234 AUSTRALIA		110		110	
305 AUSTRIA			17	1501	
335 GERMANY W	400	37638	1148	103353	
347 JAPAN	4	279	28	2074	
354 NETHRLNDS	1161	54788	3103	169635	
359 NORWAY			19	2522	
375 SWEDEN			8	1777	
376 SWITZRLND			8	2373	
400 U STATES	682	115889	10126	1182295	
LIGHTING FIXTURES	2290	211003	14907	1511552	
100 U KINGDOM		6256		27824	6181
231 HONG KONG		1030		6760	
305 AUSTRIA				268	
317 CZECHOS				810	
318 DENMARK		203		258	
327 FRANCE				236	
335 GERMANY W		280		4814	
344 ITALY		369		2845	
347 JAPAN		623		12756	
354 NETHRLNDS		1551		7389	
375 SWEDEN		65		1908	
376 SWITZRLND				59	
400 U STATES		13527		130636	
GAS MANTLES GAS BURNERS		23904		196563	
100 U KINGDOM		180		405	6182
354 NETHRLNDS				85	
400 U STATES		2300		21714	
GAS METERS AND PARTS		2480		22204	
100 U KINGDOM		16311		132496	6183
400 U STATES		40307		1096855	
PLATES CYLINDERS		56618		1229351	
100 U KINGDOM		2053		6618	6191
207 UN SO AFR				164	
234 AUSTRALIA				391	
327 FRANCE		1135		1288	
335 GERMANY W		60		1676	

IMPORTS INTO CANADA FOR CONSUMPTION

131

Articles and Countries from which Imported	MONTH OF AUGUST 1958		EIGHT MONTHS ENDED AUGUST 1958		Class Number
	Quantities	Values (\$)	Quantities	Values (\$)	
354 NETHRLNDS				15803	
376 SWITZRLND				133	
400 U STATES		56319		645071	
PLATES PRINTING 2 COLOURS		61567		671144	
100 U KINGDOM		2561		15593	6192
335 GERMANY W				454	
347 JAPAN				68	
354 NETHRLNDS				472	
376 SWITZRLND				671	
400 U STATES		10541		119752	
PLATES FOR PRINTING MUSIC		13102		137010	
354 NETHRLNDS				3107	6193
400 U STATES		214		15537	
STEREOTYPES ELECTROTYPES NOP	SQ IN	214		18644	
400 U STATES		22911	2082	111224	6194
MATRICES FOR STEREOTYPES 475A		22911	2082	111224	
400 U STATES	SQ IN	13086	493	110802	6195
STEREOTYPES FOR BOOKS		13086	493	110802	
100 U KINGDOM	SQ IN			8659	6196
305 AUSTRIA		5900	236	8793	
327 FRANCE				705	
335 GERMANY W				16000	
376 SWITZRLND				240	
400 U STATES		258957	22072	2894761	
STEREOTYPES FOR ADVERTISEMENTS		264857	22308	2929158	
100 U KINGDOM	SQ IN	3960	186	9569	6197
335 GERMANY W				15150	
354 NETHRLNDS		2554	1857	2673	
376 SWITZRLND				338	
400 U STATES		146451	7263	1829715	
TYPE PRINTING CHASES QUOINS		152965	9306	1857445	
100 U KINGDOM					6199
231 HONG KONG			1502		
318 DENMARK					
335 GERMANY W			947		
354 NETHRLNDS					
400 U STATES			13267		
PRINTG PLATES FOR PUBLICATIONS			15716		
100 U KINGDOM					6200
354 NETHRLNDS					
400 U STATES					
MOULDING MATERIAL ELECTROTYPE					
400 U STATES					
TUNGSTEN BEARING ORES					
308 BOLIVIA	CWT				6208
348 KOREA					
372 SPAIN					
400 U STATES					
CHROME ORE					
364 PHIL	CWT				6210
400 U STATES					
ANTIMONY OR REGULUS OF					
100 U KINGDOM	LB				6211
231 HONG KONG					
306 BELGIUM					
313 CHINA					
335 GERMANY W					
388 YUGO SLAV					
BISMUTH METALLIC NATURAL					
335 GERMANY W	LB				6212
363 PERU					
400 U STATES					
COBALT ORE					
MANGANESE ORE					
100 U KINGDOM	CWT				6215
207 UN SO AFR					
215 INDIA					
316 CUBA					
327 FRANCE					
352 MEXICO					
400 U STATES					
ORES OF METALS N					
0 P	CWT				6216
100 U KINGDOM					
234 AUSTRALIA					
320 DOM REP					
352 MEXICO					
363 PERU					
400 U STATES					
ORES OF METALS N					
0 P	CWT				6217
234 AUSTRALIA					
320 DOM REP					
352 MEXICO					
363 PERU					
400 U STATES					

IMPORTS INTO CANADA FOR CONSUMPTION

Articles and Countries from which Imported	MONTH OF AUGUST 1958		EIGHT MONTHS ENDED AUGUST 1958		Class Number
	Quantities	Values (\$)	Quantities	Values (\$)	
MERCURY OR QUICKSILVER	LB				6218
100 U KINGDOM			15	187	
312 CHILE			1560	3940	
314 COLOMBIA			3770	10979	
352 MEXICO	8360	22767	76966	207787	
400 U STATES	3121	5879	19883	57629	
	11481	28646	102194	280522	
ANODES NICKEL COPPER PRECIOUS					6219
335 GERMANY W				296	
400 U STATES		1010		26869	
		1010		27165	
ARTICLES FOR AGRIC IMPLEMENTS					6220
100 U KINGDOM		386		6722	
400 U STATES		26267		310690	
		26653		317412	
ARTICLES FOR STORAGE BATTERIES					6221
400 U STATES		1227		101078	
		1227		101078	
BELLS FOR CHURCHES					6222
100 U KINGDOM				13537	
327 FRANCE		18219		94616	
354 NETHRLNDS				25919	
376 SWITZRLND				3279	
400 U STATES		11591		76094	
		29810		213445	
BELLS AND GONGS N O P					6223
100 U KINGDOM		945		2566	
215 INDIA				212	
234 AUSTRALIA		700		700	
318 DENMARK				415	
335 GERMANY W		2089		11258	
347 JAPAN		386		1579	
376 SWITZRLND				354	
400 U STATES		17713		130014	
		21833		147098	
SLIDE OR ZIPPER FASTENERS					6225
100 U KINGDOM		651		2926	
335 GERMANY W		379		1314	
347 JAPAN				92	
400 U STATES		1142		42938	
		2172		47270	
BUCKLES CLASPS EYELETS HOOKS					6226
100 U KINGDOM		4556		71943	
305 AUSTRIA				152	
317 CZECHOS				379	
327 FRANCE				174	
335 GERMANY W		5535		56038	
344 ITALY		73		3826	
347 JAPAN		77		3357	
354 NETHRLNDS				201	
376 SWITZRLNO				641	
400 U STATES		103576		1054664	
		113817		1191375	
CAGES ANIMAL OF WIRE AND PARTS					6227
100 U KINGDOM		780		19273	
306 BELGIUM		556		3651	
335 GERMANY W		2341		10746	
347 JAPAN		3410		3946	
354 NETHRLNDS				478	
400 U STATES		4113		43721	
		11200		81815	
CHRONOMETERS COMPASSES SHIPS					6228
100 U KINGDOM		8159		132618	
335 GERMANY W		200		37628	
354 NETHRLNDS		141		605	
375 SWEDEN				198	
400 U STATES		25925		103127	
		34425		274176	
METAL ARTICLES FOR JEWELLERY					6229
100 U KINGDOM		1006		13198	
231 HONG KONG				1609	
335 GERMANY W		1809		11901	
347 JAPAN				477	
400 U STATES		41690		261247	
		44505		288432	
ARTICLES FOR USE IN FISHERIES					6230
100 U KINGDOM		3212		24781	
318 DENMARK				774	
327 FRANCE				351	
347 JAPAN		6773		55746	
354 NETHRLNDS				5011	
359 NORWAY				11012	
366 PORTUGAL				4424	
372 SPAIN				118	
400 U STATES		13952		150422	
		23937		252639	
ARTICLES N O P FOR MFR SHIPS					6232
100 U KINGDOM		866149		3766180	
318 DENMARK		286		3036	
334 ST PIERRE				1100	
335 GERMANY W		5436		71612	
347 JAPAN				391	
354 NETHRLNDS				13823	
359 NORWAY		1786		5428	
375 SWEDEN				170380	
381 ALASKA				116	

IMPORTS INTO CANADA FOR CONSUMPTION

133

Articles and Countries from which Imported	MONTH OF AUGUST 1958		EIGHT MONTHS ENDED AUGUST 1958		Class Number
	Quantities	Values (\$)	Quantities	Values (\$)	
400 U STATES		171097		2450790	
ELEMENTS FOR LAMP FILAMENTS		1044754		6491756	
100 U KINGDOM		165		165	6233
305 AUSTRIA		1872		293666	
354 NETHRLNDS		1922		18793	
400 U STATES		64726		717839	
METAL PTS FOR COVERED BUTTONS		68685		766163	
400 U STATES		7534		52176	6234
NAILS TACKS BRASS OR COPPER		7534		52176	
100 U KINGDOM				1002	6235
335 GERMANY W				151	
400 U STATES		180		17522	
PATTERNS OF METAL NOT MODELS		180		18675	
400 U STATES		29255		100573	6236
UMBRELLA PARTS EXCEPT FABRIC		29255		100573	
100 U KINGDOM		2135		3093	6237
305 AUSTRIA				420	
327 FRANCE		86		2016	
335 GERMANY W		6295		24287	
344 ITALY		919		3496	
347 JAPAN				13608	
376 SWITZRLND				285	
400 U STATES		18077		195041	
RIVETS BURRS BRASS OR COPPER		27512		242246	
100 U KINGDOM				1232	6238
335 GERMANY W		50		465	
400 U STATES		6585		88999	
SCREWS OF METAL N O P		6635		90696	
100 U KINGDOM		4373		30706	6240
231 HONG KONG		334		334	
306 BELGIUM				2835	
335 GERMANY W		1902		8136	
347 JAPAN		199		2019	
375 SWEDEN		152		2258	
400 U STATES		4682		58179	
SHOE AND CORSET EYELETS HOOKS		11642		104467	
100 U KINGDOM				1015	6241
327 FRANCE				426	
335 GERMANY W		2652		7616	
344 ITALY		6324		28923	
400 U STATES		12911		134143	
WIRE NON FERROUS COVERED		21887		172123	
100 U KINGDOM		135444		2312961	6247
318 DENMARK				2055	
335 GERMANY W		2600		39847	
344 ITALY				686	
347 JAPAN		1475		1475	
354 NETHRLNDS		1218		343	
376 SWITZRLND		554		670	
400 U STATES		245693		2380326	
WIRE TINSEL FDR BRAIDS CORDS		386984		4741363	
335 GERMANY W		4862		50918	6248
400 U STATES		1543		22439	
WIRE STRANDED NON FERROUS		6405		73357	
100 U KINGDOM		424		15817	6249
335 GERMANY W				2174	
354 NETHRLNDS				254	
376 SWITZRLND				731	
400 U STATES		18136		115614	
WIRE NON FERROUS N O P		18560		134590	
100 U KINGDOM		5537		81349	6250
327 FRANCE				344	
335 GERMANY W		4120		7073	
375 SWEDEN				22682	
400 U STATES		20626		299238	
NON FERROUS METALS AND PRODUCT		30283		410686	
100 U KINGDOM		18465		311798	6251
207 UN SO AFR				733	
305 AUSTRIA				118	
306 BELGIUM				834	
314 COLOMBIA				5002	
318 DENMARK				78	
327 FRANCE				540	
335 GERMANY W				10497	
347 JAPAN		399		2995	
352 MEXICO				8138	
354 NETHRLNDS		225		7531	
375 SWEDEN				1043	
376 SWITZRLND				463	
400 U STATES		273147		3643725	
PARTS FOR MFR OF SHUTTLES		292236		3993495	
335 GERMANY W				57	6252

IMPORTS INTO CANADA FOR CONSUMPTION

Articles and Countries from which Imported	MONTH OF AUGUST 1958		EIGHT MONTHS ENDED AUGUST 1958		Class Number
	Quantities	Values (\$)	Quantities	Values (\$)	
400 U STATES		4075		45074	
HINGES FOR JEWELLERY BOXES		4075		45131	
400 U STATES		6589		32917	6253
MATERIALS FOR MFR MINING MACH		6589		32917	
400 U STATES		770		20100	6254
METAL POWDER FRICTION MATERIAL		770		20100	
400 U STATES		393		9340	6256
RESIDUES NON FERROUS		393		9340	
100 U KINGDOM	CWT 4943	37793	14493	117699	6257
400 U STATES			18101	367535	
TUNGSTEN CARBIDE INSERTS	4943	37793	32594	485234	6258
100 U KINGDOM				224	
207 UN SO AFR		74819		369363	
335 GERMANY W				234	
339 HONDURAS				416	
375 SWEDEN		28151		278268	
400 U STATES		47506		245993	
TUNGSTEN CARBIDE TIPS BLANKS		150476		894498	6259
100 U KINGDOM		56		799	
305 AUSTRIA				628	
335 GERMANY W				1243	
366 PORTUGAL				124	
375 SWEDEN		499		28971	
400 U STATES		2801		26008	
CIGARETTE LIGHTERS		3356		57773	6260
100 U KINGDOM	DOZ 13	182	123	1189	
231 HONG KONG			125	369	
305 AUSTRIA	155	1885	15193	34326	
327 FRANCE			6	132	
335 GERMANY W	671	10537	6166	43578	
347 JAPAN	42115	86851	169538	365133	
375 SWEDEN			83	427	
376 SWITZRLND			72	4597	
400 U STATES	970	3455	5422	35480	
	43924	102910	196728	485231	

IMPORTS INTO CANADA FOR CONSUMPTION

Articles and Countries from which Imported	MONTH OF AUGUST 1958		EIGHT MONTHS ENDED AUGUST 1958		Class Number
	Quantities	Values (\$)	Quantities	Values (\$)	
<u>GROUP 7</u>					
<u>NON METALLIC MINERALS</u>					
ASBESTOS PACKING	LB				
100 U KINGDOM	8251	4480	114528	72984	7001
400 U STATES	7126	8526	77489	94686	
	15377	13006	192017	167670	
ASBESTOS BRAKE LINING FOR AUTO					7002
100 U KINGDOM		20535		76889	
335 GERMANY W		1751		6561	
360 ISRAEL				1768	
400 U STATES		19018		260388	
		41304		345606	
ASBESTOS MANUFACTURES N O P					7003
100 U KINGDOM		88707		569360	
207 UN SO AFR				42534	
306 BELGIUM		20749		78737	
327 FRANCE				1181	
344 ITALY		3228		6912	
376 SWITZRLND				144	
400 U STATES		188339		1478998	
		301023		2177866	
ASBESTOS CLUTCH FACINGS AUTO					7004
100 U KINGDOM		622		962	
335 GERMANY W				1872	
400 U STATES		16069		198695	
		16691		201529	
BRAKE LININGS AND FACINGS NOP					7005
100 U KINGDOM		491		5227	
400 U STATES		5843		66308	
		6334		71535	
CHINA CLAY GROUND	CWT				7011
100 U KINGDOM	97640	72589	615886	457452	
400 U STATES	105120	93860	1132449	1035722	
	202760	166449	1748335	1493174	
FIRE CLAY GROUND	CWT				7012
100 U KINGDOM	871	538	11661	7811	
400 U STATES	153299	29965	848190	286967	
	154170	30503	859851	294778	
PIPE CLAY GROUND	CWT				7013
400 U STATES	49427	5856	65789	7714	
	49427	5856	65789	7714	
CLAYS N O P GROUND					7014
100 U KINGDOM				76	
400 U STATES		30093		290982	
		30093		291058	
ZIRCONIUM SILICATE					7015
100 U KINGDOM		164		164	
234 AUSTRALIA				17601	
400 U STATES		3050		81365	
		3214		99130	
ZIRCONIUM OXIDE					7016
400 U STATES		1077		15975	
		1077		15975	
SAGGARS FOR CERAMIC PRODUCTS					7017
400 U STATES		6268		37401	
		6268		37401	
ACTIVATED CLAY TO REFINE OILS					7018
335 GERMANY W				2470	
400 U STATES		53420		692294	
		53420		694764	
GROG FOR REFRACTORY MATERIALS	TON				7019
400 U STATES	933	31340	5390	182466	
	933	31340	5390	182466	
BRICK BUILDING	TON				7021
100 U KINGDOM			14	370	
400 U STATES	11147	249580	59965	1363303	
	11147	249580	59979	1363673	
BRICK FIRE CHROME					7022
400 U STATES		15207		268177	
		15207		268177	
BRICK FIRE MAGNESITE					7023
100 U KINGDOM				18429	
335 GERMANY W				19031	
400 U STATES		10522		256849	
		10522		294309	
BRICK FIRE 90 PER CENT SILICA					7024
335 GERMANY W				29082	
400 U STATES		97271		912076	
		97271		941158	
BRICK FIRE 100 DOL THOUSAND					7025
335 GERMANY W				13279	
400 U STATES		77494		603225	
		77494		616504	
BRICK FIRE FURNACE OR KILN					7026
100 U KINGDOM		8233		60256	
335 GERMANY W		72		9827	
400 U STATES		331259		2669017	
		339564		2739100	
BRICK FIRE N O P					7027
100 U KINGDOM		44525		196959	
318 DENMARK		13279		58947	

IMPORTS INTO CANADA FOR CONSUMPTION

Articles and Countries from which imported	MONTH OF AUGUST 1958		EIGHT MONTHS ENDED AUGUST 1958		Class Number
	Quantities	Values (\$)	Quantities	Values (\$)	
335 GERMANY W		743		4247	
400 U STATES		200747		1629004	
BRICK PAVING	TON	259294		1889157	7028
400 U STATES	483	7477	1560	24204	
BUILDING BLOCKS	483	7477	1560	24204	
BUILDING TILE					7029
100 U KINGDOM		17682		97696	
306 BELGIUM		2790		21276	
400 U STATES		72204		625059	
DRAIN PIPES SEWER PIPES N O P		92676		744031	
100 U KINGDOM		1518		24036	7030
327 FRANCE				5882	
400 U STATES		16358		169080	
TILES FOR MOSAIC FLOORING		17876		198998	
100 U KINGDOM		1708		32671	7032
335 GERMANY W				754	
344 ITALY		9889		29741	
347 JAPAN		26216		136809	
372 SPAIN		303		4181	
400 U STATES		4272		28810	
EARTHENWARE TILES FOR ROOFING		42388		232966	
306 BELGIUM		471		471	7033
400 U STATES				1427	
TILES EARTHENWARE N O P		471		1898	
100 U KINGDOM		91106		640019	7034
306 BELGIUM		2185		9036	
317 CZECHO S		7484		40827	
327 FRANCE		67		3451	
335 GERMANY W		4213		35573	
344 ITALY		2006		10581	
347 JAPAN		25175		126177	
352 MEXICO				959	
354 NETHRLNDS				100	
372 SPAIN		6013		50775	
400 U STATES		14892		144091	
CHINA AND PORCELAIN WARE N O P		153141		1061589	
100 U KINGDOM		4208		19092	7043
231 HONG KONG				405	
327 FRANCE		153		1710	
335 GERMANY W		267		1302	
344 ITALY		758		1095	
347 JAPAN		152		3285	
390 GERMANY E				492	
400 U STATES		1009		13274	
DEMIJOHNS CHURNS		6547		40655	
CROCKS N O P					7045
100 U KINGDOM				259	
335 GERMANY W				52	
347 JAPAN				214	
400 U STATES		4176		21621	
TABLEWARE OF CHINA PORCELAIN		4176		22146	
100 U KINGDOM		1003275		7574809	7046
220 BERMUDA				993	
223 BARBADOS				151	
231 HONG KONG		3193		12056	
234 AUSTRALIA				473	
305 AUSTRIA				628	
306 BELGIUM		229		2321	
310 BULGARIA		543		543	
317 CZECHO S		225		755	
318 DENMARK		2504		17721	
326 FINLAND				533	
327 FRANCE		2802		29612	
335 GERMANY W		10584		133211	
336 GREECE		50		50	
340 HUNGARY				195	
344 ITALY		4135		33584	
347 JAPAN		85649		642398	
354 NETHRLNDS		691		2456	
359 NORWAY		95		1188	
360 ISRAEL				50	
366 PORTUGAL		1866		3505	
372 SPAIN		451		1282	
375 SWEDEN				2619	
376 SWITZRLND				1241	
390 GERMANY E		351		4785	
400 U STATES		99862		1140653	
STONEWARE EARTHENWARE N O P		1216505		9607812	
100 U KINGDOM		30211		262454	7047
231 HONG KONG		525		5347	
234 AUSTRALIA				73	
305 AUSTRIA		777		1372	
306 BELGIUM		1450		5190	
317 CZECHO S				171	
318 DENMARK		1637		13943	
326 FINLAND				455	
327 FRANCE		2194		10205	
335 GERMANY W		16952		104601	

IMPORTS INTO CANADA FOR CONSUMPTION

137

Articles and Countries from which Imported	MONTH OF AUGUST 1958		EIGHT MONTHS ENDED AUGUST 1958		Class Number
	Quantities	Values (\$)	Quantities	Values (\$)	
336 GREECE		1882		2374	
340 HUNGARY				984	
344 ITALY		20063		75450	
347 JAPAN		70804		419686	
352 MEXICO		55		1039	
354 NETHRLNDS		629		11842	
359 NORWAY		1999		4871	
360 ISRAEL				199	
366 PORTUGAL		377		692	
372 SPAIN		2150		4486	
375 SWEDEN		1076		14805	
376 SWITZRLND		546		2662	
384 P RICO				398	
390 GERMANY E		245		1101	
400 U STATES		82367		515904	
		235941		1460304	
CHEMICAL STONWARE ACID RESIST					7048
100 U KINGDOM		888		8151	
400 U STATES		9825		94696	
		10713		102847	
PORCELAIN RUBBER GLOVE FORMS					7049
400 U STATES				8002	
				8002	
ARTIFICIAL TEETH NOT MOUNTED					7051
100 U KINGDOM		361		3444	
225 TRINIDAD		2655		32880	
327 FRANCE				126	
335 GERMANY W		2234		47252	
344 ITALY				610	
347 JAPAN		304		894	
354 NETHRLNDS				698	
376 SWITZRLND		13171		92605	
400 U STATES		75034		758495	
		93759		937004	
BATHS BATHTUBS BASINS ETC NOP					7052
100 U KINGDOM		128430		819705	
326 FINLAND		1693		7965	
335 GERMANY W		3060		28620	
344 ITALY		4712		30585	
347 JAPAN		16602		142913	
359 NORWAY		1951		13379	
400 U STATES		243996		19997039	
		400444		3040206	
CRUCIBLES N O P AND COVERS					7053
100 U KINGDOM		70		7029	
327 FRANCE				54	
335 GERMANY W				1482	
400 U STATES		4589		46199	
		4659		54764	
INSULATORS ELECTRIC PORCELAIN					7055
100 U KINGDOM		36061		134898	
327 FRANCE				715	
335 GERMANY W		88		1486	
347 JAPAN		12552		113761	
376 SWITZRLND		1989		4479	
400 U STATES		24770		291312	
		75460		546651	
MANUFACTURES OF CLAY N O P					7056
100 U KINGDOM		2311		17433	
215 INDIA		2092		9018	
306 BELGIUM		776		1268	
318 DENMARK				4073	
335 GERMANY W				12248	
400 U STATES		68468		482294	
		73647		526334	
BRIQUETTES OF COAL OR COKE	TON				7060
400 U STATES	1857	21870	21714	285633	
	1857	21870	21714	285633	
ANTHRACITE SCREENINGS	TON				7061
400 U STATES	61	556	3098	16694	
	61	556	3098	16694	
ANTHRACITE DOMESTIC SIZES	TON				7062
100 U KINGDOM	2923	52208	24270	421848	
400 U STATES	87245	1091421	631133	8393494	
	90168	1143629	655403	8815342	
ANTHRAGITE SMALLER SIZES N O P	TON				7063
100 U KINGDOM	9343	134733	19565	282818	
400 U STATES	26910	242941	194909	1849111	
	36253	377674	214474	2131929	
COAL BITUMINOUS SUB BITUMINOUS	TON				7064
400 U STATES	1110097	5760850	7907918	42336359	
	1110097	5760850	7907918	42336359	
COAL LIGNITE	TON				7065
400 U STATES	33	168	297	1433	
	33	168	297	1433	
COAL EXWAREHOUSED SHIPS STORES	TON				7066
400 U STATES	43874	223613	181547	948076	
	43874	223613	181547	948076	
COAL DUST AND COAL N O P	TON				7067
400 U STATES	161	3130	2254	38766	
	161	3130	2254	38766	
BENZOL	GAL				7070
100 U KINGDOM	200	203	200	203	
380 USSR			991914	309193	
400 U STATES	226542	83969	2268904	819363	
	226742	84172	3261018	1128759	

IMPORTS INTO CANADA FOR CONSUMPTION

Articles and Countries from which Imported		MONTH OF AUGUST 1958		EIGHT MONTHS ENDED AUGUST 1958		Class Number		
		Quantities	Values (\$)	Quantities	Values (\$)			
COAL TAR CRUDE	100 U KINGDOM	GAL	8645	2043	141283	33681	7071	
	400 U STATES		68264	16130	366023	72639		
			76909	18173	507306	106320		
COAL PITCH	100 U KINGDOM	CWT	76214	125339	297473	500696	7072	
	400 U STATES		57218	120840	654540	1323260		
			133432	246179	952013	1823956		
CARBOLIC OR HEAVY OIL	100 U KINGDOM	GAL	1125	580	475225	110161	7073	
	234 AUSTRALIA		5840	1527	11240	2848		
	400 U STATES		106170	22011	864154	163713		
			113135	24118	1350619	276722		
COKE PETROLEUM	400 U STATES	TON	23513	329202	197135	2598117	7074	
				23513	329202	197135	2598117	
COKE N O P	100 U KINGDOM	TON			63	2144	7077	
	400 U STATES		18921	237391	192943	3189930		
			18921	237391	193006	3192074		
DECANTERS AND TUMBLERS	100 U KINGDOM			260		1817	7079	
	306 BELGIUM			1404		3362		
	317 CZECHO S			58		717		
	318 DENMARK					466		
	327 FRANCE			2856		11061		
	335 GERMANY W			1694		4833		
	340 HUNGARY			98		1436		
	344 ITALY			115		115		
	347 JAPAN					3109		
	354 NETHRLNDS					134		
	375 SWEDEN			201		537		
	400 U STATES			60429		378610		
					67115			406197
LAMP CHIMNEYS	335 GERMANY W			209		2305	7080	
	400 U STATES			1164		34618		
				1373		36923		
GLASS PLATES FOR OPTICAL MFR	100 U KINGDOM					1454	7081	
	335 GERMANY W			13107		17995		
	400 U STATES			53194		363575		
				66301		383024		
GLASS CARBOYS BOTTLES JARS	100 U KINGDOM			12602		467627	7082	
	231 HONG KONG					814		
	305 AUSTRIA			574		945		
	306 BELGIUM			969		2621		
	317 CZECHO S			398		4121		
	318 DENMARK			721		1893		
	326 FINLAND					232		
	327 FRANCE			1847		22978		
	335 GERMANY W			4363		25776		
	344 ITALY			841		25571		
	347 JAPAN			8503		24874		
	354 NETHRLNDS			61		61		
	375 SWEDEN			551		2596		
	376 SWITZRLND					478		
	400 U STATES			932644		4293736		
					964074			4874323
GLASS TABLEWARE CUT GLASS NOP	100 U KINGDOM			31674		244894	7083	
	220 BERMUDA					114		
	305 AUSTRIA			645		1793		
	306 BELGIUM			19470		106629		
	317 CZECHO S			39824		247798		
	318 DENMARK			2181		12281		
	326 FINLAND					1084		
	327 FRANCE			12230		66665		
	335 GERMANY W			70227		369251		
	340 HUNGARY			4086		26616		
	344 ITALY			12048		49837		
	347 JAPAN			10461		86299		
	352 MEXICO					85		
	354 NETHRLNDS			1850		15987		
	359 NORWAY					701		
	365 POLAND					12120		
	366 PORTUGAL					1781		
	372 SPAIN			841		894		
	375 SWEDEN			8727		56689		
389 IRELAND			1028		4479			
390 GERMANY E			1842		6641			
400 U STATES			135415		1123088			
				352549		2435726		
LAMP BULBS AND TUBING FOR	100 U KINGDOM					1922	7084	
	335 GERMANY W					1014		
	354 NETHRLNDS					880		
	400 U STATES			170969		1680699		
				170969		1684515		
GLASS SHADES OR GLOBES	100 U KINGDOM					3191	7085	
	327 FRANCE			460		1555		
	335 GERMANY W			178		515		
	344 ITALY					464		
	347 JAPAN			92		92		

IMPORTS INTO CANADA FOR CONSUMPTION

139

Articles and Countries from which Imported	MONTH OF AUGUST 1958		EIGHT MONTHS ENDED AUGUST 1958		Class Number
	Quantities	Values (\$)	Quantities	Values (\$)	
400 U STATES		9891		97462	
LENSES GLASS N O P		10621		103279	7086
100 U KINGDOM		105		1566	
305 AUSTRIA				124	
327 FRANCE				1240	
335 GERMANY W		559		21049	
347 JAPAN				350	
400 U STATES		12929		165212	
FRESNEL TYPE LENSES GLOBES		13593		189541	7087
100 U KINGDOM				532	
400 U STATES		13045		78741	
MOULDED SHAPES FOR ELECT FIXT		13045		79273	7088
100 U KINGDOM		324		19726	
305 AUSTRIA				6641	
317 CZECHO S		1389		30062	
318 DENMARK				189	
335 GERMANY W		8086		45438	
344 ITALY				65	
354 NETHRLNDS		1272		23949	
375 SWEDEN				187	
400 U STATES		116512		1002415	
HEAT RESISTING GLASSWARE		127583		1128672	7089
100 U KINGDOM		12521		117422	
305 AUSTRIA		80		580	
306 BELGIUM				82	
317 CZECHO S				1125	
335 GERMANY W		5663		14423	
400 U STATES		431534		3117143	
SHEET GLASS OVER 34 OZ SQ FT		449798		3250775	7090
100 U KINGDOM	SQ FT				
306 BELGIUM	65738	17828	455528	130701	
317 CZECHO S	297704	76388	1898332	504231	
327 FRANCE	10947	1193	98257	15918	
335 GERMANY W	191050	44683	337198	78151	
347 JAPAN	69181	9717	1323808	305672	
354 NETHRLNDS			105266	15661	
372 SPAIN			1640	1116	
390 GERMANY E			2982	804	
400 U STATES	119339	40981	18000	2267	
SHEET GLASS TRANSPRT TO 34 OZ		753959		4985899	7091
100 U KINGDOM	SQ FT				
306 BELGIUM	974517	80154	6424726	579796	
313 CHINA	1390544	132948	10378728	1104509	
317 CZECHO S			12200	625	
327 FRANCE	907700	33898	5764170	230440	
335 GERMANY W	255982	25629	2840676	263895	
347 JAPAN	900160	92915	6561554	605124	
354 NETHRLNDS	376500	20359	2933269	172819	
365 POLAND			14000	1564	
370 ROUMANIA		1421	830000	18539	
372 SPAIN			42000	1597	
380 USSR			18318	1840	
390 GERMANY E	621900	25067	1984700	83662	
400 U STATES			1725100	81570	
PLATE GLASS NOT OVER 7 SQ FT		5487303		39533171	7093
100 U KINGDOM	SQ FT				
306 BELGIUM	5032	1818	211805	83409	
327 FRANCE	168	84	56791	23720	
335 GERMANY W	1375	614	59572	23059	
400 U STATES	1790	804	10046	5317	
PLATE GLASS 7 TO 25 SQ FT		8365		440265	7094
100 U KINGDOM	SQ FT				
306 BELGIUM	234024	89570	3004637	1167095	
317 CZECHO S	19152	7611	238419	117656	
327 FRANCE			272	219	
335 GERMANY W	8271	3781	149810	74569	
354 NETHRLNDS	13916	6581	71688	38885	
400 U STATES			1087	926	
PLATE GLASS N O P		83428		778524	7095
100 U KINGDOM	SQ FT				
306 BELGIUM	163123	89729	1731115	928747	
317 CZECHO S	75355	39920	863453	456752	
327 FRANCE			5386	2091	
335 GERMANY W	40707	19019	231508	119890	
354 NETHRLNDS	57750	30208	284272	149801	
400 U STATES	774	547	1865	1278	
LAMINATED GLASS SHEETS		1943439		8511150	7097
100 U KINGDOM	SQ FT				
306 BELGIUM	2281148	1028850	11626749	5467055	
317 CZECHO S					
335 GERMANY W	15036	7810	233227	119075	
354 NETHRLNDS	1607	1371	15881	18722	
400 U STATES	3007	1274	3007	1274	
GLASS SHEETS WIRED		5967		37716	7099
100 U KINGDOM	SQ FT				
306 BELGIUM	997	3062	71661	11248	
400 U STATES	26614	14714	330533	188035	
GLASS SHEETS WIRED		26614		188035	7099
100 U KINGDOM	SQ FT				
306 BELGIUM	69289	19495	554929	190530	
400 U STATES	21694	3927	118379	22472	

IMPORTS INTO CANADA FOR CONSUMPTION

Articles and Countries from which imported	MONTH OF AUGUST 1958		EIGHT MONTHS ENDED AUGUST 1958		Class Number
	Quantities	Values (\$)	Quantities	Values (\$)	
327 FRANCE	3016	464	77048	10070	
335 GERMANY W	10259	4180	26445	8994	
354 NETHRLNDS	7254	4911	106759	63625	
365 POLAND	7579	597	22640	1788	
400 U STATES			17781	9712	
	119093	33574	923981	307191	
GLASS CAST AND SHEET GLASS NOPS	80 FT				7100
100 U KINGDOM	7961	1497	114524	23965	
306 BELGIUM			19795	7149	
327 FRANCE			1100	150	
335 GERMANY W			10705	3983	
400 U STATES	3470	819	30584	9234	
	11431	2316	176708	44481	
ORNAMENTAL COLOURED GLASS	80 FT				7111
100 U KINGDOM	3962	994	141603	52785	
306 BELGIUM	1044	491	46297	12928	
317 CZECHO S			16205	8128	
327 FRANCE			1816	4193	
335 GERMANY W	2622	2679	23512	18941	
354 NETHRLNDS			2258	1263	
400 U STATES	22815	13624	102257	84286	
	30443	17988	333948	182524	
PAINTED OBSCURED WHITE GLASS	80 FT				7112
100 U KINGDOM	144512	25106	1427507	235824	
306 BELGIUM	72688	14763	814212	120943	
317 CZECHO S	18000	823	71200	3311	
327 FRANCE	16133	1471	171688	14468	
335 GERMANY W	6166	2304	105663	26286	
347 JAPAN			79500	5719	
354 NETHRLNDS			686	524	
400 U STATES	80042	28816	564470	190507	
	337541	73283	3234926	597582	
STAINED OR ORNAMENTAL WINDOWS					7113
100 U KINGDOM		2367		23137	
305 AUSTRIA		1041		2278	
306 BELGIUM		872		6677	
327 FRANCE		11260		64920	
335 GERMANY W		5766		7941	
344 ITALY				250	
354 NETHRLNDS		758		1332	
365 POLAND				1176	
389 IRELAND		524		1681	
400 U STATES		200		6205	
		22788		115597	
MIRRORS OF GLASS FRAMED OR NOT					7114
100 U KINGDOM		14352		103223	
231 HONG KONG				58	
305 AUSTRIA		173		290	
306 BELGIUM		47342		218981	
318 DENMARK				473	
327 FRANCE		1064		1129	
335 GERMANY W		2909		32030	
344 ITALY		140		5005	
347 JAPAN		4174		33274	
354 NETHRLNDS				9037	
375 SWEDEN				709	
390 GERMANY E		86		86	
400 U STATES		83959		595335	
		154199		999630	
GLASS BALLS FOR FIBRES OR YARN					7120
100 U KINGDOM				37189	
400 U STATES		27920		180659	
		27920		217848	
GLASS TO BE CUT OR MOUNTED					7121
100 U KINGDOM				274	
306 BELGIUM		7911		66013	
317 CZECHO S		1120		5352	
327 FRANCE				1296	
335 GERMANY W		5111		45906	
340 HUNGARY				2725	
375 SWEDEN				683	
400 U STATES		15438		191877	
		29580		314126	
GLASS BLANKS FOR REFLECTORS					7122
400 U STATES		18047		152818	
		18047		152818	
BEADS FOR MFR IMITATION PEARLS					7123
305 AUSTRIA				1629	
347 JAPAN		102		102	
400 U STATES		667		20859	
		769		22590	
ARTIFICIAL EYES CONTACT LENSES					7124
327 FRANCE				110	
335 GERMANY W		180		500	
400 U STATES		1106		9659	
		1286		10069	
PHOTOGRAPHIC DRY PLATES					7125
100 U KINGDOM		2362		34062	
306 BELGIUM				3710	
400 U STATES		9383		72260	
		11745		110032	
SPECTACLES EYE GLASS LENSES					7126
100 U KINGDOM				5500	
305 AUSTRIA				41481	
327 FRANCE		942		55431	
335 GERMANY W		980		42375	

IMPORTS INTO CANADA FOR CONSUMPTION

141

Articles and Countries from which Imported	MONTH OF AUGUST 1958		EIGHT MONTHS ENDED AUGUST 1958		Class Number
	Quantities	Values (\$)	Quantities	Values (\$)	
344 ITALY		1513		100103	
347 JAPAN		486		49931	
400 U STATES		10588		400022	
		14509		694843	
MANUFACTURES OF GLASS N O P					7127
100 U KINGDOM		4147		57611	
231 HONG KONG		2089		50054	
305 AUSTRIA		941		8759	
306 BELGIUM		36800		339530	
317 CZECHO S		5879		33088	
318 DENMARK		714		5815	
326 FINLAND				591	
327 FRANCE		1897		30900	
335 GERMANY W		17337		129389	
344 ITALY		9287		73571	
347 JAPAN		2406		26460	
352 MEXICO				484	
354 NETHRLNDS				1648	
366 PORTUGAL				105	
375 SWEDEN		1444		20491	
376 SWITZRLND				1391	
390 GERMANY E		122		305	
400 U STATES		213793		1454990	
		296856		2235082	
GLASS WOOL OR FIBRE GLASS	LB		2565	738	7128
100 U KINGDOM				562198	
400 U STATES	175761	85912	1264194	562936	
	175761	85912	1266759	562936	
GLASS BLOCKS					7129
100 U KINGDOM		106		106	
317 CZECHO S				10609	
352 MEXICO		4591		17590	
400 U STATES		41051		383471	
		45740		411776	
PLUMBAGO NOT GROUND OR WFRD					7131
100 U KINGDOM				201	
203 R E AFR				346	
327 FRANCE				209	
333 MADAGASCP				138	
335 GERMANY W		252		314	
352 MEXICO		458		20704	
400 U STATES		1226		18859	
		1936		40771	
CRUCIBLES PLUMBAGO AND COVERS					7132
100 U KINGDOM		9085		48077	
400 U STATES		4897		67707	
		13982		115784	
PLUMBAGO GROUND AND WFRS NOP					7133
100 U KINGDOM		1173		31719	
305 AUSTRIA				208	
335 GERMANY W		1548		13690	
354 NETHRLNDS				57	
376 SWITZRLND				135	
400 U STATES		71948		567770	
		74669		613579	
MICA UNMANUFACTURED	CWT				7138
100 U KINGDOM			1	400	
215 INDIA	20	3474	2603	136194	
309 BRAZIL			7	556	
400 U STATES	1276	4728	3480	23301	
	1296	8202	6091	160451	
MICA MANUFACTURES OF					7139
100 U KINGDOM		567		19072	
335 GERMANY W				56	
352 MEXICO		267		2054	
400 U STATES		21011		246676	
		21845		267858	
ASPHALTUM OR ASPHALT	CWT				7141
100 U KINGDOM	85	421	186	992	
318 DENMARK			22	167	
400 U STATES	34265	66482	216876	434745	
	34350	66903	217084	435904	
ASPHALTUM OIL FOR PAVING	GAL				7143
400 U STATES	68090	9353	330536	39804	
	68090	9353	330536	39804	
OIL FOR CONCENTRATION OF ORES	GAL				7151
400 U STATES	21279	33330	131012	193653	
	21279	33330	131012	193653	
CRUDE PETROLEUM	M GAL				7153
303 ARARIA	80821	5403596	639527	42092805	
343 IRAQ			8545	619679	
387 VENEZUELA	204321	15847380	1668175	131974688	
400 U STATES			44930	4395685	
	285142	21250976	2361177	179082857	
PETROLEUM TOPS FOR REFINERS	GAL				7154
225 TRINIOAD	9232525	661395	41934808	3017425	
	9232525	661395	41934808	3017425	
FUEL OIL EXWARE SHIPS STORES	GAL				7156
400 U STATES	11547	650	11547	650	
	11547	650	11547	650	
AVIATION GASOLINE	GAL				7161
357 NETH ANT			4232108	838533	
381 ALASKA	104953	28545	620183	167339	
400 U STATES	11531646	2172462	41448124	8137746	
	11636599	2201007	46300415	9143618	

IMPORTS INTO CANADA FOR CONSUMPTION

Articles and Countries from which Imported	MONTH OF AUGUST 1958		EIGHT MONTHS ENDED AUGUST 1958		Class Number
	Quantities	Values (\$)	Quantities	Values (\$)	
KEROSENE N O P					7162
357 NETH ANT	GAL		3033489	312424	
381 ALASKA	2714	728	66649	15179	
400 U STATES	90366	15403	1944290	297574	
	93080	16191	5044228	625177	
ENGINE DISTILLATE 8017 OR OVER	GAL				7163
400 U STATES	1935	254	21566	2927	
	1935	254	21566	2927	
GASOLINE UNDER 8236 SP G N O P	GAL				7164
357 NETH ANT	6804788	878384	48509726	6128646	
381 ALASKA	436794	87504	1610424	330454	
400 U STATES	2019689	351992	14768311	2611724	
	9261471	1317880	64888461	9070824	
CASINGHEAD GASOLINE BLENDING	GAL				7165
LUB OILS UNDER 350 PER GAL	GAL				7166
100 U KINGDOM			798	117	
400 U STATES	3599447	727799	12747618	2664113	
	3599447	727799	12748416	2664230	
PETRO LUB OILS 250 GAL OR OVER	GAL				7167
100 U KINGDOM	4974	6363	37411	36331	
327 FRANCE			21	126	
354 NETHRLNDS	9200	6523	29063	20827	
375 SWEDEN			40	55	
376 SWITZRLND			45	515	
381 ALASKA	6612	5418	55943	48317	
400 U STATES	1153721	516025	11371915	4670432	
	1174507	534329	11494438	4776603	
OILS MINERAL N O P	GAL				7168
100 U KINGDOM			10117	2587	
354 NETHRLNDS			197	180	
400 U STATES	90361	106644	587853	698968	
	90361	106644	598167	701735	
STOVE OIL NO 1 FUEL OIL	GAL				7171
357 NETH ANT	3052887	306694	45924717	4778405	
381 ALASKA	598430	106719	3960147	716438	
387 VENEZUELA			4095322	385624	
400 U STATES	55100	8098	11268173	1640454	
	3706417	421511	65248359	7520921	
LIGHT FUEL OILS NOS 2 AND 3	GAL				7172
357 NETH ANT	6074330	595962	46843352	4605871	
387 VENEZUELA	15259917	1437862	27838697	2657446	
400 U STATES	13064717	1402376	55942177	6197530	
	34398964	3436202	130624226	13460847	
HEAVY FUEL OILS NOS 4 5 AND 6	GAL				7173
357 NETH ANT	6120672	381658	39384546	2472609	
387 VENEZUELA	781508	48627	11240479	696923	
400 U STATES	16016965	1058313	99036409	6612423	
	22919145	1488598	149661434	9781955	
DIESEL FUEL	GAL				7174
100 U KINGDOM			25078	3556	
335 GERMANY W			10422	1505	
354 NETHRLNDS			17324	2304	
357 NETH ANT	3991427	375042	12129504	1162032	
359 NORWAY			5910	787	
381 ALASKA	867958	141183	2141498	348856	
387 VENEZUELA			94494	9501	
400 U STATES	448512	48609	10905147	1345494	
	5307897	564834	25329377	2874035	
PETROL GREASE LUBRICATING NOP	LB				7181
100 U KINGDOM	590	194	16945	5504	
335 GERMANY W			3940	790	
381 ALASKA	400	52	55161	8200	
400 U STATES	1263970	156588	10504856	1310923	
	1264960	156834	10580902	1325417	
PETROL JELLIES TOILET MEDICINE					7182
100 U KINGDOM		370		488	
400 U STATES		47394		513906	
		47764		514394	
PARAFFINE WAX	LB				7183
100 U KINGDOM			5460	504	
215 INDIA	700000	29018	2240000	96252	
400 U STATES	2813654	181094	26131790	1766458	
	3513654	210112	28377250	1863214	
CANDLES PARAFFINE WAX	LB				7184
100 U KINGDOM			64	129	
318 DENMARK	400	206	532	262	
327 FRANCE			90	198	
335 GERMANY W			5294	3031	
347 JAPAN	12505	2890	65733	13968	
372 SPAIN			84	195	
375 SWEDEN	838	318	838	318	
376 SWITZRLND			420	84	
389 IRELAND			4580	1603	
400 U STATES	28766	12512	108215	39677	
	42509	15926	185850	59465	
PRODUCTS OF PETROLEUM N O P	GAL				7185
100 U KINGDOM			740	317	
381 ALASKA	1155	683	10758	5155	
400 U STATES	391349	118138	11210029	2249309	
	392504	118821	11221527	2254781	
LIQUEFIED PETROLEUM GASES	GAL				7186
100 U KINGDOM			3410	341	
327 FRANCE			35	138	
400 U STATES	680299	46764	12727612	1363326	
	680299	46764	12731057	1363805	

IMPORTS INTO CANADA FOR CONSUMPTION

Articles and Countries from which Imported	MONTH OF AUGUST 1958		EIGHT MONTHS ENDED AUGUST 1958		Class Number
	Quantities	Values (\$)	Quantities	Values (\$)	
NAPHTHA INCL SOLVENT NAPHTHA 100 U KINGDOM 335 GERMANY W 381 ALASKA 400 U STATES	GAL 36	125	508 180 11 262 7567237	1870 840 4074 1679348	7187
	740661	148772	7579187	1686132	
ARTIFICIAL ABRASIVE GRAINS 100 U KINGDOM 400 U STATES		198 144118 144316		2646 1146314 1149460	7191
DIAMONDS BLACK BORT FOR BORERS 100 U KINGDOM 207 UN SO AFR 221 B GUIANA 224 JAMAICA 306 BELGIUM 335 GERMANY W 400 U STATES	CARAT 12309 6500	48508 17919	68046 65373 190 226 858 19	322009 308025 1800 1497 5134 144 2447143	7192
	63088	345037	434955	3085752	
DIATOMACEOUS EARTH 318 DENMARK 400 U STATES	CWT 36420	81136	653 358349	723 773794	7193
	36420	81136	359002	774517	
EMERY IN BULK 335 GERMANY W 400 U STATES		20101		269 170455	7194
		20101		170724	
GRINDING WHEELS BONDED 100 U KINGDOM 305 AUSTRIA 327 FRANCE 335 GERMANY W 344 ITALY 354 NETHRLNDS 359 NORWAY 375 SWEDEN 376 SWITZRLND 400 U STATES		1623 1493 281 1478 984 114477		25547 380 53 24304 281 1030 18952 4384 611 1127972	7195
		120336		1203514	
GRINDING STONES BLOCKS BONDED 100 U KINGDOM 306 BELGIUM 335 GERMANY W 344 ITALY 375 SWEDEN 400 U STATES		176 481 47418 48075		1800 241 4943 157 316 204940 212397	7196
GRINDSTONES 36 INCHES OR OVER 400 U STATES	NO		33 33	377 377	7198
GRINDSTONES N O P 100 U KINGDOM 400 U STATES	NO		365 229 594	1141 2119 3260	7199
PUMICE PUMICE STONE LAVA TUFFA 335 GERMANY W 344 ITALY 400 U STATES		57 321 25456 25834		57 4025 179184 183266	7200
COATED ABRASIVE PAPER CLOTH 100 U KINGDOM 335 GERMANY W 359 NORWAY 365 POLAND 375 SWEDEN 376 SWITZRLND 400 U STATES		298 555 64147 65000		4027 3515 2344 3295 118 540 521886 535725	7202
WFRS OF ABRASIVES N O P 100 U KINGDOM 306 BELGIUM 335 GERMANY W 344 ITALY 376 SWITZRLND 400 U STATES		5047 1094 30901 37042		16506 364 6324 159 225 330063 353641	7203
BUILDING STONE N O P 100 U KINGDOM 344 ITALY 400 U STATES	CWT 48	64 66388	237 48 424447	360 64 398967	7210
	69026	66452	424732	399391	
GRANITE ROUGH 309 BRAZIL 326 FINLAND 359 NORWAY 375 SWEDEN 400 U STATES		1968 4549 22716 29233		1233 14151 1231 110772 120542 247929	7215
GRANITE SAWN 207 UN SO AFR 326 FINLAND 335 GERMANY W 375 SWEDEN 400 U STATES		1330 1008 653 4477 7468		1330 3915 82 17973 34639 57939	7216

IMPORTS INTO CANADA FOR CONSUMPTION

Articles and Countries from which Imported	MONTH OF AUGUST 1958		EIGHT MONTHS ENDED AUGUST 1958		Class Number
	Quantities	Values (\$)	Quantities	Values (\$)	
GRANITE MANUFACTURES					7218
100 U KINGDOM M				207	
306 BELGIUM		2159		3744	
326 FINLAND		5068		64224	
335 GERMANY W		809		2461	
344 ITALY		1407		5655	
375 SWEDEN		7829		51142	
400 U STATES		6380		59036	
		23652		186469	
GYPSUM					7221
	TON				
100 U KINGDOM M			20	824	
352 MEXICO	10000	28743	74300	316552	
400 U STATES	59	266	289	4683	
	10059	29009	74609	322059	
LIME					7223
	CWT				
100 U KINGDOM M			3494	2492	
400 U STATES	22981	16028	194118	123111	
	22981	16028	197612	125603	
PLASTER OF PARIS WALL PLASTER					7224
	CWT				
100 U KINGDOM M			175	263	
327 FRANCE			168	139	
335 GERMANY W			2675	4532	
344 ITALY			22	65	
400 U STATES	75839	86591	350160	420021	
	75839	86591	353200	425020	
CEMENT PORTLAND					7225
	CWT				
100 U KINGDOM M	78326	72225	181479	176224	
306 BELGIUM	2912	4223	37150	53859	
318 DENMARK	3968	6144	15858	25044	
327 FRANCE	1750	2525	12332	19758	
335 GERMANY W	5801	10460	28317	52485	
400 U STATES	17263	21514	308551	391095	
	110020	117091	583687	718465	
CEMENT MANUFACTURES N O P					7226
100 U KINGDOM M				29200	
327 FRANCE		35355		52484	
344 ITALY				1847	
375 SWEDEN				1397	
400 U STATES		11022		281777	
		46377		366705	
WHITE PORTLAND CEMENT CLINKER					7227
	CWT				
335 GERMANY W			53870	60536	
400 U STATES	59237	33995	329119	236572	
	59237	33995	382989	297108	
MARBLE ROUGH					7231
306 BELGIUM				4456	
344 ITALY		113		11378	
366 PORTUGAL				1217	
375 SWEDEN				1050	
400 U STATES				6872	
		113		24973	
MARBLE SAWN					7232
306 BELGIUM		517		45531	
327 FRANCE		838		838	
344 ITALY		26695		145477	
366 PORTUGAL				157	
400 U STATES		9206		158972	
		37256		350975	
MARBLE FOR TOMBSTONES					7233
400 U STATES		1599		23779	
		1599		23779	
MARBLE MANUFACTURES N O P					7234
100 U KINGDOM M				177	
306 BELGIUM				22111	
327 FRANCE				142	
335 GERMANY W		528		3965	
344 ITALY		6788		51461	
366 PORTUGAL		2081		5055	
400 U STATES		1712		37151	
		11109		120062	
MARBLE ORNAMENTAL FOR CHURCHES					7235
305 AUSTRIA				2099	
344 ITALY		3541		76319	
400 U STATES		90		1801	
		3631		80219	
ROOFING SLATE					7241
	SQ				
100 U KINGDOM M			10	462	
366 PORTUGAL	62	417	62	417	
400 U STATES	83	2260	382	12550	
	145	2677	454	13429	
SLATE MANUFACTURES N O P					7243
100 U KINGDOM M				66685	
335 GERMANY W				333	
344 ITALY		190		1137	
366 PORTUGAL		704		8547	
390 GERMANY E				90	
400 U STATES		615		10446	
		1509		87038	
CURLING STONES AND HANDLES					7254
	PAIR				
100 U KINGDOM M	532	21584	880	35253	
400 U STATES			16	302	
	532	21584	896	35455	
FELDSPAR					7256
	CWT				
400 U STATES	1075	1066	12147	12264	
	1075	1066	12147	12264	

IMPORTS INTO CANADA FOR CONSUMPTION

Articles and Countries from which Imported	MONTH OF AUGUST 1958		EIGHT MONTHS ENDED AUGUST 1958		Class Number
	Quantities	Values (\$)	Quantities	Values (\$)	
FLINT AND GROUND FLINT STONE	CWT				7257
318 DENMARK	882	1798	882	1798	
327 FRANCE			552	827	
400 U STATES	497	881	5857	9729	
	1379	2679	7291	12354	
FLUORSPAR	CWT				7258
100 U KINGDOM	112	237	2133	4289	
352 MEXICO	73506	67803	341599	354329	
400 U STATES	29317	22120	77580	129010	
	102935	90160	421312	487628	
MAG OX AND CARB FOR INSULATION	CWT				7261
100 U KINGDOM	352	2375	1843	12437	
400 U STATES	2232	9519	14262	56986	
	2584	11894	16110	69423	
PHOSPHATE ROCK	CWT				7263
306 BELGIUM	7000	19338	36127	98900	
400 U STATES	2326413	884269	9832420	4259419	
	2333413	903607	9868547	4358319	
SILICA SAND	CWT				7264
400 U STATES	830995	155635	7271270	1284423	
	830995	155635	7271270	1284423	
SAND AND GRAVEL N O P	TON				7265
100 U KINGDOM			1650	2063	
400 U STATES	29182	26219	116882	134838	
	29182	26219	118532	136901	
SILEX OR CRYSTALLIZED QUARTZ	CWT				7266
100 U KINGDOM			457	288	
309 BRAZIL			8	7915	
400 U STATES	18117	8330	144322	95156	
	18117	8330	144787	103559	
STONE REFUSE	TON				7267
344 ITALY			50	500	
400 U STATES			334	387	
			384	887	
TALC OR SOAPSTONE	CWT				7268
344 ITALY	1447	2890	8052	16693	
400 U STATES	19382	34671	200025	345704	
	20829	37561	208077	362397	
WHITING GILDERS PARIS WHITE	CWT				7269
100 U KINGDOM	6867	6615	30773	27174	
327 FRANCE	3213	1174	18134	5582	
400 U STATES	8341	17688	64183	143376	
	18421	25477	113090	176132	
STONE AND MANUFACTURES N O P					7270
100 U KINGDOM		78		1372	
231 HONG KONG		249		780	
335 GERMANY W		1299		2912	
344 ITALY		1364		11370	
400 U STATES		2096		27198	
		5086		43632	
ROOFING GRANULES	CWT				7271
400 U STATES	215855	223941	1505683	1577248	
	215855	223941	1505683	1577248	
STONE CRUSHER	TON				7272
400 U STATES	54111	87742	460823	681549	
	54111	87742	460823	681549	
QUARTZ PIEZO ELECTRIC	LB				7273
100 U KINGDOM	1	97	6	764	
309 BRAZIL	805	2656	3656	17732	
400 U STATES	69	1989	658	27573	
	875	4742	4320	46069	
MAGNESIA DEAD BURNED SINTERED	CWT				7274
100 U KINGDOM			1367	4832	
388 YUGO SLAV			71000	207480	
400 U STATES	8027	48218	98936	484922	
	8027	48218	171303	697234	
MAGNESIA CAUSTIC CALCINED	CWT				7275
100 U KINGDOM			457	1404	
215 INDIA	127	1051	423	3411	
354 NETHRLNDS			220	717	
388 YUGO SLAV			220	567	
400 U STATES	1839	6922	17393	74354	
	1966	7973	18713	80453	
ELECTRIC OR BLAST FURNACE SLAG	CWT				7280
400 U STATES	21964	2818	194896	25157	
	21964	2818	194896	25157	
BARYTES	CWT				7281
335 GERMANY W	800	1567	6759	9423	
400 U STATES	1200	3002	11053	28161	
	2000	4569	17812	37584	
CARBONS 3 TO 35 INCHES CIRCUM					7282
100 U KINGDOM		45337		103406	
327 FRANCE		2264		10606	
347 JAPAN				307	
400 U STATES		19620		273995	
		67221		388314	
CARBONS OVER 35 INCHES CIRCUM					7283
100 U KINGDOM				86138	
327 FRANCE				21883	
347 JAPAN				9373	
400 U STATES		1588		280278	
		1588		397672	
ELECTRIC LIGHT CARBONS N O P	LB				7284
100 U KINGDOM	34	56	633	869	
335 GERMANY W	9606	10704	26656	31539	
347 JAPAN	295	261	540	502	

IMPORTS INTO CANADA FOR CONSUMPTION

Articles and Countries from which Imported	MONTH OF AUGUST 1958		EIGHT MONTHS ENDED AUGUST 1958		Class Number	
	Quantities	Values (\$)	Quantities	Values (\$)		
400 U STATES	2425	5727	64089	62784	7285	
CRAYONS	12360	16748	91918	95694		
100 U KINGDOM		288		2164	7286	
317 CZECHO S				1643		
327 FRANCE		193		953		
335 GERMANY W		2688		25477		
347 JAPAN		460		3468		
354 NETHRLNDS		260		1117		
400 U STATES		28630		263971		
DIAMONDS UNSET		32519		298793		
100 U KINGDOM	CARAT	165	4415	664171	7286	
207 UN SO AFR		63	479	114073		
221 B GUIANA			35	2624		
306 BELGIUM		3071	20735	2892030		
327 FRANCE			87	11633		
335 GERMANY W			112	10971		
344 ITALY			8	3175		
354 NETHRLNDS		315	1903	295042		
360 ISRAEL		554	5592	591337		
387 VENEZUELA			1	512		
400 U STATES		643	5542	865647		
FOUNDRY FACINGS OF ALL KINDS		4811	38909	5451215		7288
100 U KINGDOM				717	7289	
335 GERMANY W		498		1119		
400 U STATES		9741		79713		
FULLERS EARTH IN BULK ONLY		10239		81549	7289	
100 U KINGDOM				403	7290	
400 U STATES				1303		
GAS IMPORTED BY PIPE LINE		10799		102237	7290	
400 U STATES		11202		103540		
INSULATORS ELECTRIC N O P	M FT				7291	
100 U KINGDOM		3488143	777159	23083331		
335 GERMANY W		3488143	777159	23083331	5123947	
359 NORWAY					7291	
376 SWITZRLND						
400 U STATES						
		25829		343296		
		26171		493336		
MAGNESIA PIPE COVERING					7292	
100 U KINGDOM				21405		
400 U STATES				57253	7295	
MINERAL WOOL	LB			78658	7295	
327 FRANCE				85727		
400 U STATES				14766	7296	
		253540	28557	1484251		
SALT TABLE		253540	28557	1569978	183553	
400 U STATES				198319	7296	
	CWT					
SALT FOR FISHERIES		55	2805	669	24526	7297
100 U KINGDOM						
224 JAMAICA				448	415	
227 BAHAMAS				93124	24570	
372 SPAIN		65498	11287	505184	101959	
400 U STATES		41668	10746	454153	91076	
				31000	7750	
SALT IN BULK N O P		107166	22033	1083909	225770	7298
352 MEXICO						
400 U STATES					408867	22303
SALT IN BAGS BARRELS		664032	121669	2224611	447007	7299
100 U KINGDOM		664032	121669	2633478	469310	
400 U STATES						7300
	CWT					
SULPHUR AND BRIMSTONE		1540	2107	8564	10927	7300
400 U STATES		19541	17811	165723	142391	
MINERAL SUBSTANCES N O P		21081	19918	174287	153318	7301
100 U KINGDOM						
205 RHOD NYAS					64683	
207 UN SO AFR					180545	
231 HONG KONG					260377	
234 AUSTRALIA					527	
305 AUSTRIA					54	
306 BELGIUM					403	
318 DENMARK					7407	
327 FRANCE					128	
335 GERMANY W					7048	
344 ITALY					8666	
347 JAPAN					49495	
354 NETHRLNDS					2091	
376 SWITZRLND					373	
390 GERMANY E					92	
400 U STATES					1320	
VERMICULITE CRUDE		383065			3456602	7302
207 UN SO AFR		566689			4039811	
400 U STATES						7303
ASPHALT TILE FOR FLOORING						7303
400 U STATES						
	SO FT					7303
		132524	15098	607497	60284	7303
		132524	15098	607497	60284	

IMPORTS INTO CANADA FOR CONSUMPTION

147

Articles and Countries from which Imported	MONTH OF AUGUST 1958		EIGHT MONTHS ENDED AUGUST 1958		Class Number
	Quantities	Values (\$)	Quantities	Values (\$)	
ANDALUSITE KYANITE MULLITE ETC	CWT		230	360	7304
207 UN SO AFR		5714	16223	50968	
400 U STATES		5714	16453	51328	

IMPORTS INTO CANADA FOR CONSUMPTION

Articles and Countries from which imported	MONTH OF AUGUST 1958		EIGHT MONTHS ENDED AUGUST 1958		Class Number
	Quantities	Values (\$)	Quantities	Values (\$)	
<u>GROUP P</u>					
CHEMICALS AND ALLIED PRODUCTS					
ACID BORACIC 25 LBS OR OVER 400 U STATES	LB 315120	17719	2326984	136215	8001
	315120	17719	2326984	136215	
ACID HYDROFLUOSILICIC 400 U STATES	LB 6378	556	136889	10536	8002
	6378	556	136889	10536	
ACID MURIATIC 400 U STATES	LB 173600	2163	2639234	32468	8003
	173600	2163	2639234	32468	
ACETYSALICYLIC ACID 100 U KINGDOM 400 U STATES	LB 23258 9000	12946 4056	370601 379886	213515 192239	8004
	32258	17002	750487	405754	
ACID NITRIC 400 U STATES	LB 20400	1365	4757647	180860	8005
	20400	1365	4757647	180860	
ACID PHOSPHORIC 400 U STATES	LB 1169	191	304057	17493	8006
	1169	191	304057	17493	
ACID SULPHURIC 400 U STATES	LB 1202861	12927	3794676	40146	8008
	1202861	12927	3794676	40146	
ACID LACTIC 100 U KINGDOM 318 DENMARK 335 GERMANY W 354 NETHRLNDS 400 U STATES	LB 8930 7281 2800 20286 5100	1595 1079 474 4034 775	127604 36042 54523 80425 51180	28450 6324 9910 17403 7636	8009
	44397	7957	349774	69723	
ACID NICOTINIC 375 SWEDEN 376 SWITZRLND 400 U STATES	LB 3300	8685	88 550 4400	175 5038 11580	8010
	3300	8685	5038	16793	
SALICYLIC ACID 100 U KINGDOM 400 U STATES	LB 1000 250	395 93	2000 7150	804 3057	8011
	1250	488	9150	3861	
ACID ACETIC AND PYROLIGNEOUS 400 U STATES	GAL		579	977	8012
			579	977	
ACID CRESYLIC 100 U KINGDOM 400 U STATES	LB 14209 2748	1339 183	195398 121248	17511 25029	8015
	16957	1522	316646	42540	
XANTHATES FOR ORES 100 U KINGDOM 335 GERMANY W 400 U STATES	LB 1068000	280911	550 153773 3879454	79 33251 1013730	8016
	1068000	280911	4033777	1047060	
ACID OXALIC 327 FRANCE 335 GERMANY W 354 NETHRLNDS 400 U STATES	LB 3858 22046 7200	466 2834 1297	44004 357583 149142 89490	5238 43917 17984 14996	8017
	33104	4597	640219	82135	
ACID TANNIC 100 U KINGDOM 306 BELGIUM 327 FRANCE 335 GERMANY W 344 ITALY 400 U STATES	LB 4031 1102 2204 900	4828 1866 2908 1060	4480 17483 6280 8187	4973 19898 9697 2908 871 9510	8020
	8237	10662	39185	47857	
TARTARIC ACID CRYSTAL OR POWD 100 U KINGDOM 335 GERMANY W 344 ITALY 400 U STATES	LB 29120 29983 2200 175	10099 9297 669 161	332294 32188 59673 1725	115002 10002 19588 1280	8021
	61478	20226	425880	145872	
ACIDS N O P 100 U KINGDOM 306 BELGIUM 314 COLOMBIA 318 DENMARK 327 FRANCE 335 GERMANY W 344 ITALY 347 JAPAN 352 MEXICO 376 SWITZRLND 400 U STATES	LB 167051 162729 1 6217 11 2	29756 16206 187 3645 1592 396	644904 220 515124 96106 12336 138512 1102 76 54 220	154020 372 56103 20882 10459 32754 1531 11625 1912 2715 1048145	8022
	475194	93086	4769028	1048145	
	811205	144868	6177682	1340518	
ACID ARSENIC 400 U STATES	LB		292832	9337	8023
			292832	9337	
ASCORBIC ACID 318 DENMARK 376 SWITZRLND		26093		4326 86408	8024

IMPORTS INTO CANADA FOR CONSUMPTION

Articles and Countries from which imported	MONTH OF AUGUST 1958		EIGHT MONTHS ENDED AUGUST 1958		Class Number
	Quantities	Values (\$)	Quantities	Values (\$)	
400 U STATES		16903		158676	
ACID FORMIC		42996		249970	
335 GERMANY W	LB 68131	6763	695729	69982	8025
354 NETHRLNDS	1461B	970	109456	8764	
400 U STATES			55582	9406	
ACID CHROMIC		7733	860767	88152	
100 U KINGDOM	LB 14000	3825	156168	40424	8026
335 GERMANY W			4409	1227	
400 U STATES		1391	386947	106176	
ACID CARBOLIC OR PHENOL		5216	547524	147827	
400 U STATES	LB 256460	45104	2251448	399924	8027
AMYL ALCOHOL		45104	2251448	399924	
400 U STATES	GAL 5425	8984	16904	27889	8032
BUTYL ALCOHOL		8984	16904	27889	
400 U STATES	LB 123500	15393	398865	52064	8034
METHYL ETHYL KETONE ETC		15393	398865	52064	
400 U STATES	LB 285324	35836	3056363	381160	8035
ETHYL AND METHYL ALCOHOL		35836	3056363	381160	
400 U STATES	GAL 144261	42214	252475	83409	8036
RUM TO BE DENATURED		42214	252475	83409	
221 B GUIANA	P GAL		976	1410	8037
224 JAMAICA			266	301	
400 U STATES			436	582	
ISOPROPYL ALCOHOL			1678	2300	
400 U STATES	GAL 306	220	40898	19065	8038
CELLULOSE ACETATE PHOTO FILM		220	40898	19065	
400 U STATES		124345		836393	8046
CAFFEINE AND SALTS		124345		836393	
100 U KINGDOM	LB 224	545	4704	11639	8052
335 GERMANY W	6102	12010	63124	125539	
354 NETHRLNDS			61500	141724	
376 SWITZRLND			13200	27630	
400 U STATES			95	223	
COCAINE		12555	142623	306755	
100 U KINGDOM	OZ		900	11159	8053
CODEINE AND SALTS			900	11159	
100 U KINGDOM	OZ 9049	44465	49860	252029	8054
215 INDIA			5000	21615	
335 GERMANY W			600	2377	
354 NETHRLNDS			1353	5851	
OPIUM AND DERIVATIVES N O P		44465	56813	281872	
100 U KINGDOM	OZ 291	2357	5018	23483	8056
215 INDIA			50	310	
327 FRANCE	50	762	184	1880	
354 NETHRLNDS			1257	7450	
400 U STATES			534	2987	
QUININE SALTS		3119	7043	36110	
335 GERMANY W	OZ		5800	2156	8059
354 NETHRLNDS	1000	239	4000	1113	
400 U STATES	900	255	40914	12957	
STRYCHNINE AND SALTS		494	50714	16226	
100 U KINGDOM	OZ 300	228	2115	2168	8060
215 INDIA	1000	682	1000	682	
400 U STATES			6016	4343	
PREPARATIONS WEED KILLING		910	9131	7193	
100 U KINGDOM				255847	8069
318 DENMARK				63941	
335 GERMANY W				36495	
400 U STATES		142669		2555543	
NICOTINE AND SALT FOR SPRAYING		142669		2911826	
100 U KINGDOM	LB		17400	14408	8070
354 NETHRLNDS	1105	662	2758	1705	
400 U STATES	210	227	9520	8126	
CHLOROPICRIN INSECTICIDES		889	29678	24239	
400 U STATES		2177		52848	8071
SPRAYS IN PKGS NOT OVER 3 LBS		2177		52848	
100 U KINGDOM		202		45468	8072
347 JAPAN				401	
400 U STATES		18787		292704	
DISINFECTANTS DIPS SPRAYS NOP		18989		338573	
100 U KINGDOM		9414		150078	8073
318 DENMARK				7441	
327 FRANCE				37499	
335 GERMANY W		63687		181165	
347 JAPAN				1217	

IMPORTS INTO CANADA FOR CONSUMPTION

Articles and Countries from which Imported	MONTH OF AUGUST 1958		EIGHT MONTHS ENDED AUGUST 1958		Class Number
	Quantities	Values (\$)	Quantities	Values (\$)	
354 NETHRLNDS				935	
359 NORWAY				276	
363 PERU				7039	
376 SWITZRLND		918		1201	
400 U STATES		523416		6043398	
		597435		6430249	
MEDICINAL PREPARATIONS DRY					8074
100 U KINGDOM		94367		604544	
231 HONG KONG		4660		31880	
234 AUSTRALIA				1437	
306 BELGIUM				1848	
317 CZECHO S				181	
318 DENMARK				2072	
327 FRANCE		10779		116935	
335 GERMANY W		37271		175983	
344 ITALY		306		1793	
347 JAPAN				2589	
352 MEXICO				366	
354 NETHRLNDS		363		9163	
375 SWEDEN				459	
376 SWITZRLND		34606		381898	
400 U STATES		447402		3786992	
		629754		5118140	
MEDICINAL PREPARATIONS LIQUID					8075
100 U KINGDOM		3582		41529	
231 HONG KONG		1164		5815	
234 AUSTRALIA				1227	
327 FRANCE		1629		37424	
335 GERMANY W		1411		8631	
344 ITALY		50		279	
354 NETHRLNDS				2331	
375 SWEDEN				225	
376 SWITZRLND		4573		24977	
400 U STATES		117069		1058833	
		129478		1181271	
MEDICINAL PREPARATIONS OTHER					8076
100 U KINGDOM				1062	
231 HONG KONG		195		1902	
327 FRANCE				18211	
335 GERMANY W				278	
347 JAPAN				251	
376 SWITZRLND				1457	
400 U STATES		11950		109035	
		12145		132196	
MENTHOL NATURAL OR SYNTHETIC					8078
100 U KINGDOM		3900		20615	
234 AUSTRALIA				13865	
304 ARGENTINA				7476	
309 BRAZIL		7204		63520	
313 CHINA				13801	
335 GERMANY W				794	
347 JAPAN				10624	
354 NETHRLNDS				6297	
400 U STATES		2411		21286	
		13515		158278	
PAPAIN					8079
203 B E AFR				27468	
400 U STATES		52		10776	
		52		38244	
SPIRITS AND STRONG WATERS NOP	GAL				8081
100 U KINGDOM	5	101	397	3798	
231 HONG KONG	923	4109	5337	23351	
327 FRANCE			268	3699	
335 GERMANY W			32	538	
376 SWITZRLND			1	126	
400 U STATES	70	2418	1160	27190	
	998	6628	7195	58702	
EXTRACT OF CASCARA SAGRADA					8082
400 U STATES		1906		24508	
		1906		24508	
PENICILLIN AND PRODUCTS					8083
100 U KINGDOM		3927		32794	
305 AUSTRIA				11003	
318 DENMARK		200		4605	
400 U STATES		30037		456368	
		34164		504770	
STREPTOMYCIN AND PRODUCTS					8084
100 U KINGDOM		6756		25974	
400 U STATES		4343		104566	
		11099		130540	
SULPHA DRUGS					8085
100 U KINGDOM		2115		67399	
318 DENMARK		1291		29392	
327 FRANCE				548	
335 GERMANY W				8955	
344 ITALY		3715		3715	
354 NETHRLNDS		6094		44262	
376 SWITZRLND		8888		30190	
400 U STATES		23270		175245	
		45373		359706	
ANTIBIOTICS N O P					8086
100 U KINGDOM		19305		99582	
318 DENMARK				5131	
327 FRANCE				39482	
376 SWITZRLND				9095	
400 U STATES		138954		3349454	
		158259		3502744	

IMPORTS INTO CANADA FOR CONSUMPTION

Articles and Countries from which Imported	MONTH OF AUGUST 1958		EIGHT MONTHS ENDED AUGUST 1958		Class Number
	Quantities	Values (\$)	Quantities	Values (\$)	
ANILINE DYES 1 LB OR OVER	LB				8091
100 U KINGDOM	68179	71095	653190	698973	
220 PERMUDA			530	1265	
306 BELGIUM	2612	1960	23889	16944	
327 FRANCE	21674	24378	121892	116924	
335 GERMANY W	26875	32044	233634	330922	
344 ITALY			5917	4755	
354 NETHRLNDS	7310	4565	23452	22185	
365 POLAND			6600	1396	
376 SWITZRLND	40015	74250	452482	844099	
400 U STATES	218336	289003	2139714	2939939	
	385001	497295	3661300	4977402	
ANILINE AND COAL TAR DYES NOP	LB				8092
100 U KINGDOM			1250	2390	
318 DENMARK			17641	16902	
335 GERMANY W			250	604	
376 SWITZRLND			1878	3870	
400 U STATES	7112	31518	45759	186882	
	7112	31518	66778	210648	
ANILINE OIL SALTS ALIZARIN	LB				8094
100 U KINGDOM			43135	16910	
335 GERMANY W			53480	6958	
400 U STATES			48945	8352	
			145560	32220	
COAL TAR BASE OR SALT FOR DYES	LB				8095
100 U KINGDOM	4864	3386	57428	52918	
306 BELGIUM			8685	5027	
327 FRANCE			2205	917	
335 GERMANY W	81194	30643	355884	180670	
344 ITALY			12651	7574	
354 NETHRLNDS	1200	833	3620	4348	
376 SWITZRLND			2000	1110	
400 U STATES	16807	20174	251874	240681	
	104065	55036	694347	493245	
CHEM COMP FOR DYEING TANNING NOP	CWT				8104
100 U KINGDOM			2569	46831	
306 BELGIUM	110	1786	244	3976	
327 FRANCE			452	4387	
335 GERMANY W	342	5921	6909	106427	
376 SWITZRLND	2	367	1444	33141	
400 U STATES	40859	60451	135909	601370	
	41313	58525	147527	796132	
BASIC CHROMIC SULPHATE	CWT				8105
100 U KINGDOM	320	2594	2832	23882	
335 GERMANY W			534	4497	
400 U STATES	1946	18893	14800	149948	
	2266	21487	18166	178327	
INDIGO INDIGO PASTE OR EXTRACT	CWT				8106
LOGWOOD AND FUSTIC EXTRACT	CWT				8109
400 U STATES	14	587	324	12230	
	14	587	324	12230	
QUEBRACHO EXTRACT	CWT				8111
100 U KINGDOM			403	5541	
304 ARGENTINA	6470	56570	42893	391287	
362 PARAGUAY	1649	14318	7316	70250	
400 U STATES	28	233	1316	15255	
	8147	71121	51928	482333	
TERRA JAPONICA GAMBIE CUTCH	CWT				8113
100 U KINGDOM			1519	17130	
219 BEI OTHER			255	1635	
400 U STATES			5	77	
			1779	18842	
TURMERIC	CWT				8114
215 INDIA	39	369	1359	10307	
224 JAMAICA			113	900	
	39	369	1472	11207	
NON EDIBLE SEEDS BEANS NUTS	CWT				8115
100 U KINGDOM			22	134	
224 JAMAICA			336	1050	
400 U STATES	1	54	82	2440	
	1	54	440	3624	
CHESTNUT EXTRACT	CWT				8116
327 FRANCE			2312	22566	
344 ITALY	2214	19845	6478	58542	
400 U STATES			2434	23196	
	2214	19845	11224	104304	
SPRUCE EXTRACT	CWT				8117
400 U STATES			889	1670	
			889	1670	
MYROBALAN EXTRACT	CWT				8118
100 U KINGDOM			448	3709	
			448	3709	
WATTLE EXTRACT	CWT				8119
203 B E AFR			559	4432	
207 UN SO AFR	2897	19921	8542	58281	
400 U STATES			1708	13907	
	2897	19921	10809	76620	
EXTRACTS N O P DYEING TANNING	CWT				8121
100 U KINGDOM	20	244	80	4561	
234 AUSTRALIA			201	1469	
335 GERMANY W			22	1191	
379 TURKEY			1102	7294	
400 U STATES	1691	8756	15649	87430	
	1711	9000	17054	101945	

IMPORTS INTO CANADA FOR CONSUMPTION

Articles and Countries from which imported	MONTH OF AUGUST 1958		EIGHT MONTHS ENDED AUGUST 1958		Class Number
	Quantities	Values (\$)	Quantities	Values (\$)	
BINITROTOLUOL FOR EXPLOSIVES 400 U STATES	LB 48000	8338	58000	12488	8131
NITRATE COMPOUNDS NOP FOR EXPL 100 U KINGDOM 400 U STATES	LB 11200 55200	1440 6046	22400 329089	2779 39935	8132
BLASTING AND MINING POWDER 381 ALASKA	LB 180000	7486	351489	42714	8133
DYNAMITE AND NITRO GLYCERINE 400 U STATES	LB 180000	32916	545400	101069	8134
FIREWORKS FIRECRACKERS 100 U KINGDOM 231 HONG KONG 335 GERMANY W 347 JAPAN 354 NETHRLNDS 359 NORWAY 399 PORT ASIA 400 U STATES	LB 180000	32916	545400	101069	8135
FUSE NON METALLIC 100 U KINGDOM 400 U STATES		4760 7517		58901 130904 1996 4751 788 146 795 22119	8136
GUN RIFLE SPORTING POWDER 100 U KINGDOM 400 U STATES	LB 2000 28578 30578	1813 27595 29408	37500 302585 340085	12615 270903 283518	8137
EXPLOSIVES N O P 100 U KINGDOM 400 U STATES	LB 39525 39525	30173 30173	600 3435854 3436454	4456 762655 767111	8138
NITROGEN SOLUTION 400 U STATES	CWT 17311	42698	333537	958081	8149
NITROGEN FERTILIZER N O P 359 NORWAY	CWT 17311	42698	333537	958081	8150
AMMONIUM SULPHATE 100 U KINGDOM 335 GERMANY W 400 U STATES	CWT 598	2128	3700 1506	11774 3763	8151
BASIC SLAG	CWT 3880 4478	6279 8407	44770 49996	80447 95984	8152
POTASH MURIATE OF 327 FRANCE 335 GERMANY W 380 USSR 400 U STATES	CWT 281718 70002 121001 77401 550122	377445 100434 164174 70031 712084	387472 188004 121001 1126123 1822600	525161 260748 164174 1196461 2146544	8155
POTASH SULPHATE OF 327 FRANCE 335 GERMANY W 400 U STATES	CWT 13029 10000 2402 25431	23962 18037 3549 45546	37632 10000 118914 166546	69902 18037 213407 301346	8156
SOOA NITRATE OR CUBIC NITRE 100 U KINGDOM 312 CHILE 400 U STATES	CWT 224	909	683 12550	3090 34198	8157
TRIPLE SUPERPHOSPHATE 400 U STATES	CWT 64234	139787 140696	357981 371214	790980 828268	8161
SUPERPHOSPHATE N O P 354 NETHRLNDS 400 U STATES	CWT 127380 127380	292267 292267	599097 599097	1367455 1367455	8162
PHOSPHATE FERTILIZER N O P 400 U STATES	CWT 99966 86369 186335	80981 75456 156437	99966 2049917 2149883	80981 1963273 2044254	8163
SULPHATE OF POTASH MAGNESIA 400 U STATES	CWT 2590	10092	59903	211616	8164
FERTILIZER MIXED 100 U KINGDOM 400 U STATES	CWT 2590	10092	59903	211616	8166
FERTILIZER MATERIALS N O P 100 U KINGDOM 347 JAPAN 375 SWEDEN 400 U STATES	CWT 3768	45190	277 56513 56790	7071 426533 433604	8167
LITHARGE 100 U KINGDOM 400 U STATES	CWT 220	1045	227 846	1199 5593	8171
LEAD RED DRY ORANGE MINERAL 100 U KINGDOM 400 U STATES	CWT 144 6719 7083	599 13539 15183	144 144616 145833	599 404490 411881	8172
	CWT 435 900 1335	6043 10747 16790	2850 9670 12520	38876 137823 176899	
	LB 50000	5902	684542 20678	88920 4014	
			705220	92934	

IMPORTS INTO CANADA FOR CONSUMPTION

Articles and Countries from which Imported		MONTH OF AUGUST 1958		EIGHT MONTHS ENDED AUGUST 1958		Class Number
		Quantities	Values (\$)	Quantities	Values (\$)	
LEAD WHITE	100 U KINGDOM	LB		4 480	6 23	B 173
ANTIMONY OXIDE	100 U KINGDOM	LB		104 000	2 3160	B 179
	306 BELGIUM		5 676	1148	18 088	
	400 U STATES			46 100	10 468	
LAMP BLACK	100 U KINGDOM	LB		168 188	37 331	B 180
	335 GERMANY W			4 500	342	
	400 U STATES		11 795	2 346	11 5348	
TITANIUM OXIDE	100 U KINGDOM	LB		131 448	2 5648	B 181
	400 U STATES		155 8909	32 3026	138 11109	
CARBON BLACK	100 U KINGDOM	LB		26 26	205	B 182
	400 U STATES		220 1145	21 7808	260 64587	
BONE BLACK AND IVORY BLACK	100 U KINGDOM	LB		192 92193	13 28247	B 183
	400 U STATES		37 60054	5 40834	398 75696	
BLANC FIXE	100 U KINGDOM	LB		115 460	2 1115	B 184
	306 BELGIUM		12 640	2 609	21 364	
	335 GERMANY W			870	5585	
	354 NETHRLNDS		71 000	2 275	22 000	
	400 U STATES		11 000	353	249 115	
BRONZE POWDER	100 U KINGDOM	LB		11 5460	2 1115	B 185
	335 GERMANY W		22 270	20 12	131 444	
	400 U STATES		11 6910	7 249	444 923	
LITHOPONE	100 U KINGDOM	LB		3 225	3484	B 186
	335 GERMANY W		800	903	1100	
	354 NETHRLNDS		810	876	3546	
	400 U STATES		1 610	1 779	7 871	
OXIDE OF COBALT	100 U KINGDOM	LB		495 520	3 3572	B 187
	400 U STATES		73 000	4 864	277 323	
OXIDE OF COPPER	100 U KINGDOM	LB		80 50	1 6451	B 188
	335 GERMANY W		11 000	605	11 000	
	354 NETHRLNDS		62 798	5 393	515 775	
	400 U STATES		1 46798	10 862	129 9618	
OXIDES FILLERS COLOURS DRY NON	100 U KINGDOM	LB		99 680	3 2336	B 189
	318 DENMARK		800	271	8813	
	327 FRANCE		800	271	108 493	
	335 GERMANY W		19 7938	5 7288	870 845	
	354 NETHRLNDS				26 529	
	372 SPAIN		360	183	360	
	376 SWITZRLND		4 6813	3 215	626 603	
	400 U STATES				445 69	
PARIS GREEN DRY	100 U KINGDOM	LB		12 918	42 35	B 190
	318 DENMARK		44 114	9 972	15 7028	
	327 FRANCE				2084	
	335 GERMANY W		4 60928	20 1183	442 7355	
	372 SPAIN		750 153	27 1846	612 3722	
	376 SWITZRLND				178 9949	
	400 U STATES				213 3209	
SATIN WHITE	100 U KINGDOM	LB		2 000	734	B 191
	400 U STATES				734	
ULTRAMARINE BLUE	100 U KINGDOM	LB		560 914	120 44	B 192
	100 U KINGDOM		2 6290	596	560 914	
	354 NETHRLNDS				120 44	
ZINC WHITE OXIDE	100 U KINGDOM	LB		189 660	3 7969	B 193
	400 U STATES		9310	1 809	550	
OXIDE OF TIN	100 U KINGDOM	LB		96 700	2 7690	B 194
	400 U STATES		17 850	5 106	28 6910	
OCHRES SIENNAS AND UMBERS	100 U KINGDOM	LB		28 6910	6 5735	B 199
	400 U STATES		22 000	1 762	133 200	
PUTTY	100 U KINGDOM	LB		666 035	9 4859	B 200
	400 U STATES		7 6800	10 929	799 235	
ARTISTS AND CHILDRENS COLOURS	100 U KINGDOM	LB		33 620	3 1076	B 201
	306 BELGIUM				7351	
	327 FRANCE				38 427	
	335 GERMANY W				15 73	
	347 JAPAN				365 12	
	354 NETHRLNDS				380 85	
	400 U STATES				358	
					93 674	
					940 32	
					192 834	
					141	
					1576	
					6371	
					3242	
					456	
					209 869	
					414 489	

IMPORTS INTO CANADA FOR CONSUMPTION

Articles and Countries from which Imported	MONTH OF AUGUST 1958		EIGHT MONTHS ENDED AUGUST 1958		Class Number
	Quantities	Values (\$)	Quantities	Values (\$)	
LIQUID FILLERS AND PAINTS NOP	GAL				8213
100 U KINGDOM	1747	4693	10850	25226	
236 NEW ZEAL			148	976	
318 DENMARK			140	428	
327 FRANCE	14	83	47	329	
335 GERMANY W	140	773	1231	4315	
354 NETHRLNDS	343	726	435	1082	
359 NORWAY			265	826	
375 SWEDEN			174	624	
376 SWITZRLND			86	236	
400 U STATES	77085	289614	472392	2076227	
	79329	295889	485768	2110269	
SPIRIT VARNISHES AND LACQUERS	GAL				8214
100 U KINGDOM	54	808	901	7019	
335 GERMANY W	380	2317	2746	17824	
354 NETHRLNDS	80	236	80	236	
400 U STATES	6221	31529	57454	310917	
	6735	34890	61181	335996	
STAINS AND OXIDES	LB				8215
100 U KINGDOM	30083	6828	89162	31211	
335 GERMANY W			6	197	
400 U STATES	28476	35276	227626	286528	
	58559	42104	316794	317936	
VARNISHES LACQUERS JAPANS NOP	GAL				8216
100 U KINGDOM	338	1750	2869	14024	
318 DENMARK	26	117	162	605	
327 FRANCE			34	189	
335 GERMANY W			268	1351	
354 NETHRLNDS			300	995	
376 SWITZRLND			93	505	
400 U STATES	29760	89110	198361	628620	
	30124	90977	202087	646289	
ALCOHOLIC PERFUMES UNDER 4 OZ					8221
100 U KINGDOM		2701		26023	
221 B GUIANA				181	
231 HONG KONG				449	
327 FRANCE		16429		123179	
335 GERMANY W		7913		29428	
344 ITALY		361		3551	
354 NETHRLNDS		923		3317	
372 SPAIN				515	
380 USSR		178		178	
384 P RICO		2928		5530	
400 U STATES		24303		133702	
		55736		326053	
ALCOHOLIC PERFUMES OVER 4 OZ	GAL				8222
100 U KINGDOM	36	2888	191	9740	
221 B GUIANA			3	233	
231 HONG KONG			31	334	
327 FRANCE	76	8099	874	31770	
335 GERMANY W	42	919	391	6123	
344 ITALY			15	604	
372 SPAIN	4	187	5	314	
400 U STATES	57	1220	301	4921	
	215	13313	1811	54039	
PERFUMERY TOILET PREPARATIONS					8224
100 U KINGDOM		36579		96260	
305 AUSTRIA				683	
306 BELGIUM				318	
316 CUBA		208		208	
318 DENMARK				1767	
327 FRANCE		3674		59698	
335 GERMANY W		4370		69313	
340 HUNGARY				199	
344 ITALY		1120		8605	
347 JAPAN		194		356	
352 MEXICO				883	
354 NETHRLNDS		413		719	
372 SPAIN				54	
375 SWEDEN				494	
376 SWITZRLND				707	
400 U STATES		69982		663576	
		116540		903840	
CASTILE SOAP	LB				8231
327 FRANCE	4416	584	13845	1777	
400 U STATES	1794	1058	7212	3326	
	6210	1642	21057	5103	
COMMON OR LAUNDRY SOAP	LB				8232
100 U KINGDOM	2224	200	4454	400	
327 FRANCE			30865	3490	
354 NETHRLNDS	992	100	2338	222	
400 U STATES	87800	12916	471985	69134	
	91016	13216	509642	73246	
LIQUID SOAP	LB				8234
100 U KINGDOM			1040	191	
354 NETHRLNDS			137	101	
400 U STATES	337290	62754	2313759	538424	
	337290	62754	2314936	538716	
SOAP POWDERS AND FLAKES	LB				8235
100 U KINGDOM	13440	1094	55004	4596	
354 NETHRLNDS			1989	392	
400 U STATES	422299	60324	2469996	387128	
	435739	61418	2526989	392116	
TOILET SOAP N O P					8236
100 U KINGDOM		23418		92791	
305 AUSTRIA		181		301	

IMPORTS INTO CANADA FOR CONSUMPTION

155

Articles and Countries from which Imported	MONTH OF AUGUST 1958		EIGHT MONTHS ENDED AUGUST 1958		Class Number	
	Quantities	Values (\$)	Quantities	Values (\$)		
306 BELGIUM		443		5402		
318 DENMARK		424		424		
327 FRANCE		137		2213		
335 GERMANY W		553		3992		
344 ITALY		240		369		
354 NETHRLNDS		3912		6795		
366 PORTUGAL				127		
372 SPAIN		934		1948		
375 SWEDEN				436		
376 SWITZRLND		139		139		
400 U STATES		166109		522485		
SOAP N O P		196489		637422		
100 U KINGDOM		1897		6622	8238	
327 FRANCE				270		
376 SWITZRLND		673		2577		
400 U STATES		10501		107916		
ALUM IN BULK NOT CALCINED		13071		117385		
100 U KINGDOM	CWT	794	2547	3653	11799	8251
335 GERMANY W				330	807	
400 U STATES		538	2579	3187	17069	
CHLORIDE OF ALUMINUM		1332	5126	7170	29675	
400 U STATES	CWT	4613	65711	22249	306709	8252
SULPHATE OF IRON COPPERAS		4613	65711	22249	306709	
100 U KINGDOM	CWT			1544	2136	8253
400 U STATES		500	550	10296	18296	
SULPHATE OF ALUMINA ALUM CAKE		500	550	11840	20432	
327 FRANCE	CWT					8254
335 GERMANY W				331	563	
400 U STATES		5465	9857	48636	92072	
AMMONIA NITRATE		5465	9857	51239	96991	
100 U KINGDOM	LB			825	66	8261
400 U STATES		4800	521	29965	3233	
SAL AMMONIAC		4800	521	30790	3299	
100 U KINGDOM	LB					8262
335 GERMANY W				11256	483	
365 POLAND		9921	316	109551	5127	
400 U STATES		500	91	20944	672	
SAL AMMONIAC SKIMMINGS				42516	4331	
306 BELGIUM	LB	10421	409	184267	10613	8263
335 GERMANY W						
400 U STATES		2104	412	621122	42113	
AMMONIA COMPOUNDS N O P		2104	412	698264	47904	
100 U KINGDOM	LB	32648	5637	238938	43179	8264
327 FRANCE		330	407	330	407	
335 GERMANY W		15211	622	196818	10029	
354 NETHRLNDS				5488	726	
400 U STATES		442617	25852	4405467	273028	
AMMONIA ANHYDROUS		490806	32518	4847041	327369	
400 U STATES	LB	1927430	74482	26688300	1086967	8265
ANTIMONY SALTS TARTAR EMETIC		1927430	74482	26688300	1086967	
400 U STATES	LB					8271
COPPER SUBACETATE PRECIPITATE		5700	2009	34451	15671	
COPPER SULPHATE		5700	2009	34451	15671	
100 U KINGDOM	LB					8274
400 U STATES		43586	4612	931396	78783	6275
TIN BICHLORIDE TIN CRYSTALS		43586	4612	584186	86452	
100 U KINGDOM	LB			1515582	165235	8277
400 U STATES		2000	1264	5218	3420	
ZINC CHLORIDE		790	708	4017	4374	
100 U KINGDOM	LB	2790	1972	9235	7794	8278
335 GERMANY W						
400 U STATES		762	177	49840	4424	
ZINC SULPHATE		762	177	4399	395	
100 U KINGDOM	LB			82420	9469	8279
306 BELGIUM				136659	14288	
327 FRANCE		100168	5016	782040	27664	
335 GERMANY W				161000	7442	
400 U STATES		5600	622	22046	506	
BISMUTH SALTS		105768	5638	251155	12830	
100 U KINGDOM				250600	20967	
400 U STATES				1466841	69409	
LEAD ACETATE NOT GROUND						8291
100 U KINGDOM	LB		3200		17824	
LEAD ARSENATE					1596	
100 U KINGDOM	LB	7169	1118	77954	12373	8292
400 U STATES		7169	1118	77954	12373	
	LB			130400	25854	8293
				130400	25854	

IMPORTS INTO CANADA FOR CONSUMPTION

Articles and Countries from which Imported	MONTH OF AUGUST 1958		EIGHT MONTHS ENDED AUGUST 1958		Class Number	
	Quantities	Values (\$)	Quantities	Values (\$)		
LEAD NITRATE NOT GROUND 100 U KINGDOM 400 U STATES	LB		81 468 19800 101268	9521 4203 13724	8294	
COMPOUNDS OF TETRAETHYL LEAD 400 U STATES	LB	537540 537540	188103 188103	4635840 1648061	8295	
BROMINE 100 U KINGDOM 400 U STATES	LB		155 12169 12324	108 7691 7799	8301	
CHLORINE LIQUID CHLORINE GAS 400 U STATES	LB	2692000 2692000	77228 77228	29384775 834938	8303	
IODINE CRUDE 312 CHILE 347 JAPAN 400 U STATES	LB	144 3307 1050 4501	132 2850 901 3883	6452 13227 27011 46690	5955 11949 28519 46423	8304
IODIZED SALTS FOR ANIMALS 100 U KINGDOM 400 U STATES				860 7621 8481	8305	
CALCIUM ARSENATE 400 U STATES	LB			85500 6142	8311	
CALCIUM CHLORIDE 306 BELGIUM 335 GERMANY W 400 U STATES	CWT			441 190 85500 6142	1400 985 8315	
CHLORIDE OF LIME 100 U KINGDOM 344 ITALY 347 JAPAN 354 NETHRLNDS 400 U STATES	CWT	78901 78901	116334 116334	559744 830303 560375 832688	8316	
CALCIUM MOLYBDATE 400 U STATES	LB	48180 48180	30048 30048	118067 95311	8318	
CALCIUM COMPS NO P EXC CITRATE 100 U KINGDOM 318 DENMARK 335 GERMANY W 344 ITALY 347 JAPAN 354 NETHRLNDS 359 NORWAY 376 SWITZRLND 400 U STATES	LB	11571 22 110300 29028 515811 666732	4110 280 3333 14127 59772 81622	101355 2044 6877 881 110300 19349 30000 38074 5169038 5477918	18666 1026 1365 1369 3333 6331 828 30939 467023 530880	8319
CREAM OF TARTAR IN CRYSTALS 100 U KINGDOM 344 ITALY 372 SPAIN 400 U STATES	LB	27440 11200	7883 2500	84560 73892 24030 1102	23998 17092 5252 328	8322
POTASH AND PEARL ASH 400 U STATES	LB	38640 72650 72650	10383 6100 6100	183584 437356 437356	46670 38684 38684	8323
POTASH BICHROMATE CRUDE 100 U KINGDOM 335 GERMANY W 400 U STATES	LB	10000 10300 20300	1613 1711 3324	47000 2205 147425 196830	6957 330 24767 32054	8326
POTASH CAUSTIC 100 U KINGDOM 306 BELGIUM 317 CZECHO S 327 FRANCE 335 GERMANY W 354 NETHRLNDS 375 SWEDEN 400 U STATES	LB	280 538709 584643	196 25748 30176	460 31460 2205 126137 215694 83056 4000 5391942 5854954	283 2154 450 11320 19218 7477 893 254871 296666	8327
POTASH CHLORATE GROUND 376 SWITZRLND 400 U STATES	LB	22046 22046	2393 2393	44092 26289 70381	5039 5111 10150	8329
POTASH RED OR YELLOW PRUSSIAN 335 GERMANY W 354 NETHRLNDS 400 U STATES	LB	2000 500 2500	330 347 677	3996 3999 1920 9915	1057 1034 1049 3140	8330
POTASH NITRATE OR SALT PETRE 100 U KINGDOM 335 GERMANY W 354 NETHRLNDS 390 GERMANY 400 U STATES	LB	179321 179321	10002 10002	33509 665950 2205 77161 53527 832352	1905 38047 117 4096 3004 47169	8331
POTASH COMPOUNDS N O P 100 U KINGDOM 318 DENMARK 327 FRANCE	LB	2240	283	69196 11518 2000	18507 1821 2639	8332

IMPORTS INTO CANADA FOR CONSUMPTION

157

Articles and Countries from which Imported	MONTH OF AUGUST 1958		EIGHT MONTHS ENDED AUGUST 1958		Class Number
	Quantities	Values (\$)	Quantities	Values (\$)	
335 GERMANY W	28108	4301	97083	10860	
344 ITALY			5060	459	
354 NETHRLNDS			82845	10591	
400 U STATES	203787	19403	3494596	353519	
CLEANING COMPOUNDS SODIUM BASE	234135	23987	3762298	398396	
100 U KINGDOM	LB		9105	1146	8337
400 U STATES	1405083	191527	12105445	1764879	
SODA BENZOATE	1405083	191527	12114550	1766025	
400 U STATES	LB				8338
	210	75	35970	2786	
SODA BROMIDE	210	75	35970	2786	
100 U KINGDOM	LB				8339
318 DENMARK	8800	2669	31427	9719	
400 U STATES			1102	258	
	900	298	4700	1513	
SODA CITRATE	9700	2967	37229	11490	
400 U STATES	LB				8340
			1046	953	
BORAX			1046	953	
100 U KINGDOM	LB				8342
400 U STATES	1740788	51106	14229389	445506	
	1740788	51106	14258509	447104	
GLAUBER SALTS	LB				8343
100 U KINGDOM			2000	112	
335 GERMANY W	242477	2781	694215	7878	
400 U STATES	60000	1042	574220	11094	
	302477	3823	1270435	19084	
SODA ARSENIATE B IN ARSENIATE	LB				8344
100 U KINGDOM	11200	908	70000	5619	
400 U STATES	2200	1254	32796	14904	
	13400	2162	102796	20523	
SODA ASH OR BARILLA	LB				8345
100 U KINGDOM	4910224	75434	21588620	334406	
400 U STATES	2212500	37161	24408945	391187	
	7122724	112595	45997565	725593	
SODA BICARBONATE	LB				8346
100 U KINGDOM	566599	10765	3070599	59768	
400 U STATES	851400	21241	6703770	170764	
	1417999	32006	9774369	230532	
SODA BICHROMATE	LB				8347
100 U KINGDOM	275000	32400	1168754	136746	
335 GERMANY W			120000	12984	
400 U STATES	421319	48166	2553442	300519	
	696319	80566	3842196	450249	
SODA BISULPHATE OR NITRE CAKE	LB				8348
400 U STATES	464400	9237	2942370	60017	
	464400	9237	2942370	60017	
SODA BISULPHITE	LB				8349
100 U KINGDOM	55600	2380	317253	17888	
335 GERMANY W	11023	318	31023	893	
400 U STATES			303695	14516	
	66623	2698	651971	33297	
SODA CAUSTIC IN PACKAGES	LB				8350
100 U KINGDOM	30240	1342	61264	2420	
317 CZECHO S			2205	400	
327 FRANCE			32365	1972	
375 SWEDEN			16000	2502	
400 U STATES	677015	33709	5151191	255253	
	707255	35051	5263025	262547	
SODA CAUSTIC IN SOLUTION	LB				8352
400 U STATES	7198808	106095	69436014	945336	
	7198808	106095	69436014	945336	
SODA CHLORATE	LB				8353
400 U STATES			283100	22242	
			283100	22242	
SODIUM CYANIDE	LB				8354
100 U KINGDOM	998240	130308	3993260	513573	
327 FRANCE	22000	4371	45814	8773	
335 GERMANY W	64000	9447	671801	89878	
400 U STATES	22000	3746	135340	23085	
	1106240	147872	4646215	635309	
SODIUM GLUTAMATE	LB				8355
313 CHINA			22500	22769	
344 ITALY	1120	988	2240	1987	
347 JAPAN			6328	6137	
400 U STATES	5320	5543	337557	351813	
	6440	6531	368625	382706	
SODA HYPOSULPHITE	LB				8356
100 U KINGDOM			213220	7394	
400 U STATES	32000	1930	356018	22282	
	32000	1930	569238	29676	
SODA NITRITE	LB				8357
100 U KINGDOM	190655	7671	595647	24126	
335 GERMANY W	6614	293	167971	5719	
400 U STATES	6000	651	42355	3127	
	203269	8615	805973	32972	
SODA PEROXIDE	LB				8358
100 U KINGDOM	37800	5339	262179	36453	
400 U STATES	34562	6563	63767	12670	
	72362	11902	325946	49123	
SODA PHOSPHATE N O P	LB				8359
100 U KINGDOM	2584	1516	6569	2364	
335 GERMANY W			8935	1573	
400 U STATES	338643	40603	3507423	433114	
	341227	42119	3522947	437051	

IMPORTS INTO CANADA FOR CONSUMPTION

Articles and Countries from which Imported		MONTH OF AUGUST 1958		EIGHT MONTHS ENDED AUGUST 1958		Class Number	
		Quantities	Values (\$)	Quantities	Values (\$)		
SODA PRUSSATE	306 BELGIUM	LB		63000	6542	8360	
	335 GERMANY W			66094	6446		
	400 U STATES		22000	2866	42000		5818
			22000	2866	171094	18806	
SODA SAL	100 U KINGDOM	LB		20000	284	8361	
	400 U STATES		23000	496	54350		1707
			23000	496	74350		1991
SODA SILICATE	100 U KINGDOM	LB	87788	2812	574906	18411	8362
	327 FRANCE				11023	301	
	400 U STATES		326337	16701	3878219	198123	
			414125	19513	4464148	216835	
SODA SULPHATE CRUDE SALT CAKE	100 U KINGDOM	LB	6720000	63409	10741024	112395	8363
	400 U STATES		4334240	38474	23317100	201848	
			11054240	101883	34058124	314243	
SODA SULPHIDE	100 U KINGDOM	LB	10080	507	145824	6651	8364
	400 U STATES		44000	2585	1103790	60958	
			54080	3092	1249614	67609	
SODA SULPHITE	100 U KINGDOM	LB			914642	20551	8365
	335 GERMANY W				10000	480	
	400 U STATES		585650	13808	3875251	95317	
			585650	13808	4799893	116348	
SODIUM COMPOUNDS	N U P	LB					8366
	100 U KINGDOM		359218	34653	1342916	181520	
	305 AUSTRIA				33069	3946	
	317 CZECHOS				39710	1351	
	318 DENMARK		84339	2789	197141	9152	
	327 FRANCE				10740	11356	
	335 GERMANY W		40021	4846	301525	69949	
	344 ITALY		2147	1164	4262	2514	
	347 JAPAN				51703	1211	
	354 NETHRLNDS		42249	1171	193215	12603	
	359 NORWAY		550	141	1110	442	
	366 PORTUGAL				44092	1213	
	375 SWEDEN		40000	6388	137964	35986	
	376 SWITZRLND				346	1982	
	400 U STATES		1781572	146260	13612969	1176347	
			2350096	197412	15970762	1509572	
SODA PHOSPHATE TRISODIUM	400 U STATES	LB	154000	8735	855765	47416	8368
			154000	8735	855765	47416	
SODA FLUORIDE	100 U KINGDOM	LB	38996	4385	275822	32136	8369
	400 U STATES		2700	1188	19175	6158	
			41696	5573	294997	38294	
SODA ANTIMONATE	100 U KINGDOM	LB			2240	507	8370
	400 U STATES				136000	32307	
					138240	32814	
ACID PHOSPHATE NOT MEDICINAL	400 U STATES	LB	97700	9442	1057169	98448	8371
			97700	9442	1057169	98448	
HYDROGEN PEROXIDES IN SOLUTION	100 U KINGDOM	LB			10000	1754	8373
	400 U STATES		2463	526	418215	106660	
			2463	526	428215	108414	
MAGNESIUM CARBONATE	100 U KINGDOM	LB	66740	4796	373360	26211	8374
	400 U STATES		34525	2704	53350	5584	
			101265	7500	426710	31795	
MAGNESIUM SALTS COMPOUNDS NOP	100 U KINGDOM	LB	4480	232	164090	13955	8375
	335 GERMANY W				36431	1561	
	354 NETHRLNDS		1000	167	23000	479	
	400 U STATES		382425	12272	7478605	209521	
	387905	12671	7702126	225516			
MAGNESIUM SULPHATE EPSOM SALTS	100 U KINGDOM	LB			32980	1342	8376
	335 GERMANY W		140000	1347	1745344	16584	
	354 NETHRLNDS				22045	258	
	400 U STATES		271000	5472	1399500	28472	
	411000	6819	3199869	46656			
MERCURY SALTS	100 U KINGDOM	LB				3731	8377
	400 U STATES			425		2075	
					425		
PHOSPHORUS AND COMPOUNDS N O P	400 U STATES	LB	25	242	145241	22314	8378
			25	242	145241	22314	
RADIUM AND COMPOUNDS	100 U KINGDOM	LB		9066		46019	8379
	306 BELGIUM			28950		101923	
	400 U STATES			58601		205812	
				96617		353754	
MOLYBDENUM OXIDE	400 U STATES	LB	29100	19287	258049	185356	8380
			29100	19287	258049	185356	
ETHYL CHLORIDE	400 U STATES	LB	2039837	136054	14771425	998185	8388
			2039837	136054	14771425	998185	

IMPORTS INTO CANADA FOR CONSUMPTION

159

Articles and Countries from which Imported		MONTH OF AUGUST 1958		EIGHT MONTHS ENDED AUGUST 1958		Class Number
		Quantities	Values (\$)	Quantities	Values (\$)	
ACETONE	400 U STATES		700		4684	8389
			700		4684	
ETHYLENE DICHLORIDE	400 U STATES	LB		14200	1594	8390
		2800	442	14200	1594	
AMYL ACETATE	100 U KINGDOM				153	8391
	400 U STATES		282		17859	
			282		18012	
BLACKING SHOE LEATHER DRESSING	100 U KINGDOM		16917		59249	8392
	234 AUSTRALIA				396	
	306 BELGIUM		370		652	
	327 FRANCE		56		56	
	335 GERMANY W		187		1486	
	344 ITALY				1807	
	354 NETHRLNDS		3630		40424	
	376 SWITZRLND				3005	
	400 U STATES		78297		922729	
			99457		1029804	
BLUEING LAUNDRY	100 U KINGDOM		3199		33484	8393
	400 U STATES		4974		17370	
			8173		50854	
CAMPHOR NATURAL OR SYNTHETIC	100 U KINGDOM	LB		6970	2818	8394
	231 HONG KONG	100	53	2000	1237	
	335 GERMANY W			19841	8225	
	354 NETHRLNDS			551	217	
	393 TAIWAN			661	252	
	400 U STATES		1366	21396	11432	
			1466	747	24181	
CARBON BISULPHIDE N O P	400 U STATES	LB		8800	644	8395
		1100	95	8800	644	
			1100	95	8800	
CARBON TETRACHLORIDE	100 U KINGDOM	LB		5150	714	8396
	335 GERMANY W		33000	2786	74590	6077
	400 U STATES		27996	2961	50798	6005
			60996	5747	130538	12796
CHLOROFORM	100 U KINGDOM	LB		372	205	8397
	335 GERMANY W			3086	470	
	400 U STATES		25556	4274	68737	16204
			25556	4274	72195	16879
CYANIDE OF POTASSIUM	100 U KINGDOM	LB		8948	2896	8398
	327 FRANCE			11023	3589	
	335 GERMANY W		2205	4525	1691	
	400 U STATES		697	283	29794	11114
			2902	997	54290	19290
ETHYLENE GLYCOL FOR ANTIFREEZE		LB				8399
ETHYLENE GLYCOL N O P	400 U STATES	LB				8400
		3930	949	19120	4105	
		3930	949	19120	4105	
FORMALDEHYDE	335 GERMANY W	LB		6606	969	8401
	400 U STATES		803170	27577	4904245	180525
			809776	28546	4910851	181494
GLYCERINE CRUDE	224 JAMAICA	LB		336129	45002	8402
	316 CUBA			250849	35508	
	400 U STATES		623530	115225	3898409	687175
			623530	115225	4485387	767685
GLYCERINE FOR EXPLOSIVES	400 U STATES	LB				8403
		163220	40844	732385	188052	
		163220	40844	732385	188052	
GLYCERINE N O P	335 GERMANY W	LB		11000	2978	8404
	354 NETHRLNDS		330	354	354	
	400 U STATES		36630	9331	218542	60442
			36960	9685	229872	63774
INK PRINTING	100 U KINGDOM	LB		264499	131880	8405
	305 AUSTRIA		56883	26404	9252	2761
	306 BELGIUM		2042	611	2524	1437
	318 DENMARK			5402	3712	
	335 GERMANY W		5420	2770	66663	38369
	400 U STATES		104484	56117	1027534	570324
			168829	85902	1375874	748483
INK ROTOGRAVURE	400 U STATES	LB				8406
		91499	27126	750111	207424	
		91499	27126	750111	207424	
INK WRITING	100 U KINGDOM				2118	8407
	335 GERMANY W		55		2728	
	344 ITALY		228		6240	
	347 JAPAN			105	399	
	400 U STATES		7415		81244	
			7803		92729	
NAPHTHALENE SOLID	100 U KINGDOM	LB		554305	26676	8408
	306 BELGIUM		449339	12424	2265739	72246
	335 GERMANY W		31921	2240	154170	9915

IMPORTS INTO CANADA FOR CONSUMPTION

Articles and Countries from which Imported	MONTH OF AUGUST 1958		EIGHT MONTHS ENDED AUGUST 1958		Class Number
	Quantities	Values (\$)	Quantities	Values (\$)	
354 NETHRLNDS	55159	3305	1396927	54451	
400 U STATES			8791	1927	
	536419	17969	4379932	165215	
CHEMICALS FOR SYNTHETIC RESINS	LB				8410
335 GERMANY W	30000	7811	82046	21803	
400 U STATES	123900	33304	826030	220961	
	153900	41115	908076	242764	
SULPHURIC ETHER	LB				8411
400 U STATES	30650	6686	262731	64513	
	30650	6686	262731	64513	
THEOBROMINE DIMETHYL SULPHATE	LB				8412
POLISH KNIFE OR OTHER N O P					8413
100 U KINGDOM		1695		23689	
234 AUSTRALIA				137	
318 DENMARK				145	
327 FRANCE		137		137	
335 GERMANY W		1086		7451	
354 NETHRLNDS				7106	
376 SWITZRLND				822	
400 U STATES		28142		367265	
		31060		405752	
VANILLIN	LB				8414
100 U KINGDOM	700	3215	2150	8265	
335 GERMANY W			560	3023	
400 U STATES			800	2329	
	700	3215	3510	13617	
ALL OTHER DRUGS CHEMICALS NOP					8415
100 U KINGDOM		420785		2952308	
203 B E AFR				120	
207 UN SO AFR				400	
220 BERMUDA		4315		15950	
231 HONG KONG		13078		32446	
234 AUSTRALIA				1991	
236 NEW ZEAL		4350		20625	
305 AUSTRIA		64		1422	
306 BELGIUM		1479		14701	
309 BRAZIL				6075	
317 CZECHO S				2192	
318 DENMARK		3105		41928	
326 FINLAND				215	
327 FRANCE		58513		272538	
335 GERMANY W		80180		536983	
344 ITALY		6184		51321	
347 JAPAN		2021		27212	
352 MEXICO		222		17213	
353 MOROCCO				7175	
354 NETHRLNDS		13855		114770	
359 NORWAY				548	
372 SPAIN				239	
375 SWEDEN		371		29423	
376 SWITZRLND		131318		691550	
381 ALASKA		162		528	
384 P RICO				14333	
400 U STATES		4073334		34948085	
		4813336		39802291	
PHTHALIC ANHYDRIDE	LB				8416
306 BELGIUM			132480	21451	
327 FRANCE			165823	23811	
335 GERMANY W			137127	20495	
344 ITALY	345419	49511	3208771	471161	
365 POLAND			110000	15536	
400 U STATES	800	170	147917	30447	
	346219	49681	3902118	582901	
MATERIALS NOP FOR PLASTICS					8422
100 U KINGDOM		787		49520	
306 BELGIUM				4489	
335 GERMANY W		50787		107598	
354 NETHRLNDS		3535		5843	
376 SWITZRLND				223	
400 U STATES		627329		6868781	
		682438		7036454	
CASINGS SYNTHETIC FOR MEATS	LB				8423
335 GERMANY W	516	1269	1794	3231	
400 U STATES	28383	35331	211341	284807	
	28899	36600	213135	288038	
TUNGSTEN CARBIDE IN TUBES					8425
400 U STATES		3589		58785	
		3589		58785	
BUTADIENE					8428
400 U STATES		267983		3296282	
		267983		3296282	
ETHYL BENZENE	GAL				8429
GASOLINE ANTI OXIDANTS	LB				8430
400 U STATES	35387	32181	277198	231574	
	35387	32181	277198	231574	
SYNTHETIC RESIN GLUE	LB				8431
100 U KINGDOM			8166	2968	
327 FRANCE			396	119	
335 GERMANY W	937	311	9862	3936	
344 ITALY			675	674	
354 NETHRLNDS	519	198	651	260	
400 U STATES	216011	68624	1765779	558621	
	217467	69133	1785529	566578	

IMPORTS INTO CANADA FOR CONSUMPTION

161

Articles and Countries from which Imported	MONTH OF AUGUST 1958		EIGHT MONTHS ENDED AUGUST 1958		Class Number
	Quantities	Values (\$)	Quantities	Values (\$)	
RIBOFLAVIN					8432
318 DENMARK		159		810	
335 GERMANY W				3058	
376 SWITZRLND		8500		22420	
400 U STATES		17055		246058	
		25714		272346	
YEAST DEAD OR INACTIVE	LB				8433
376 SWITZRLND			150	55	
400 U STATES	17439	6286	220363	73593	
	17439	6286	220513	73648	
CATALYSTS PETROLEUM REFINING					8434
100 U KINGDOM				168898	
400 U STATES		459828		1920799	
		459828		2089697	
FATTY ALCOHOLS					8435
100 U KINGDOM				530	
318 DENMARK				612	
327 FRANCE				359	
335 GERMANY W				67471	
354 NETHRLNDS				1161	
400 U STATES		87690		822319	
		87690		892452	
FLUORESCENT COATING OR POWDER	LB				8437
100 U KINGDOM			260	885	
400 U STATES	5902	26356	61511	273116	
	5902	26356	61771	274001	
CELLULOSE ESTERS NO ADMIXTURE					8500
100 U KINGDOM				815	
347 JAPAN				156	
400 U STATES		119869		1171177	
		119869		1172148	
CELLULOSE COMPOS MOULDING ETC					8530
100 U KINGDOM		181		297	
335 GERMANY W				437	
400 U STATES		72555		569654	
		72736		570388	
CELLULOSE PLASTICS FOAM EXPND					8550
335 GERMANY W				1101	
400 U STATES		324		58725	
		324		59826	
CELLULOSE COMPOUNDS NO P					8570
400 U STATES		4251		51007	
		4251		51007	
CELLULOSE PLASTIC PRIM SHAPES					8600
100 U KINGDOM		3544		37061	
335 GERMANY W		670		5939	
344 ITALY				8056	
400 U STATES		112234		999250	
		116448		1050306	
CELLUL PLAST SHAPES REINFORCED					8630
100 U KINGDOM				8508	
335 GERMANY W		606		4225	
400 U STATES		31295		252634	
		31901		265367	
LAMINATE MOULDED CELL PLASTICS					8650
100 U KINGDOM		883		5400	
335 GERMANY W				619	
400 U STATES		9591		104467	
		10474		110486	
CELL NITRATE ENGRAVING SHEETS					8670
100 U KINGDOM				217	
335 GERMANY W		289		13489	
354 NETHRLNDS				16890	
400 U STATES		11181		71389	
		11470		102485	
MFRS OF CELLULOSE PLASTICS NOP					8700
100 U KINGDOM		2476		52307	
203 BELG AFR				1191	
231 HONG KONG		151		9882	
306 BELGIUM				328	
327 FRANCE		542		4511	
335 GERMANY W		1928		14563	
336 GREECE				480	
342 IRAN				256	
344 ITALY		374		4090	
347 JAPAN		104		3292	
352 MEXICO		286		286	
354 NETHRLNDS		84		534	
359 NORWAY				443	
375 SWEDEN				3242	
376 SWITZRLND				1983	
400 U STATES		137163		1225209	
		143108		1322597	
MFRS OF REGEN CELLULOSE NOP					8720
100 U KINGDOM		8734		177117	
231 HONG KONG		61		1576	
305 AUSTRIA		127		1030	
318 DENMARK				376	
327 FRANCE		7509		51074	
334 ST PIERRE				224	
335 GERMANY W		2289		7274	
344 ITALY				943	
347 JAPAN				560	
354 NETHRLNDS		716		1846	
359 NORWAY		78		878	
375 SWEDEN		451		9762	

IMPORTS INTO CANADA FOR CONSUMPTION

Articles and Countries from which Imported	MONTH OF AUGUST 1958		EIGHT MONTHS ENDED AUGUST 1958		Class Number
	Quantities	Values (\$)	Quantities	Values (\$)	
376 SWITZRLND		725		10731	
400 U STATES		90098		816952	
		110788		1080343	
SYNTHETIC RESINS NO ADMIXTURE					8750
100 U KINGDOM		12112		138969	
327 FRANCE		4618		96647	
335 GERMANY W		4750		57530	
344 ITALY		31475		46631	
347 JAPAN		7507		37100	
354 NETHRLNDS		168		3616	
359 NORWAY				9880	
376 SWITZRLND		845		8329	
400 U STATES		1169612		12617040	
		1231087		13015742	
SYNTHETIC RESINS IN SOLUTIONS					8770
100 U KINGDOM		93		1812	
327 FRANCE		240		240	
335 GERMANY W		23315		74177	
347 JAPAN		7411		16305	
376 SWITZRLND		242		555	
400 U STATES		416527		3536114	
		447828		3629203	
SYNTH RESIN COMPS MOULDNG ETC					8800
100 U KINGDOM		25260		193843	
327 FRANCE				136	
335 GERMANY W		5460		15045	
354 NETHRLNDS		172		172	
375 SWEDEN				148	
400 U STATES		320030		3254167	
		350922		3463511	
SYNTH RESINS FOAMED EXPANDED					8830
335 GERMANY W		13410		102673	
400 U STATES		111312		1060663	
		124722		1163336	
SYNTH RESIN COMPOSITIONS NOP					8850
100 U KINGDOM				583	
335 GERMANY W				1099	
344 ITALY				547	
400 U STATES		126204		1490269	
		126204		1492498	
SYNT OR PROT PLAST PRIM SHAPES					8870
100 U KINGDOM		50843		457974	
335 GERMANY W		34993		175000	
344 ITALY				7952	
354 NETHRLNDS				3643	
372 SPAIN				2797	
400 U STATES		641398		5509909	
		727234		6157275	
SYNTH RESIN SHAPES REINFORCED					8900
100 U KINGDOM		6831		41449	
306 BELGIUM		596		3232	
335 GERMANY W				76	
400 U STATES		136005		1383419	
		143432		1428176	
LAMIN PLASTICS SYN RES BONDED					8930
100 U KINGDOM		3397		17665	
318 DENMARK		172		362	
335 GERMANY W		164		1248	
400 U STATES		63910		499701	
		67643		518976	
MFRS OF SYNT RES OR PROT PLAST					8950
100 U KINGDOM		45814		393167	
215 INDIA				1561	
231 HONG KONG		14328		57297	
234 AUSTRALIA				3726	
305 AUSTRIA		236		3093	
306 BELGIUM		195		10542	
317 CZECHO S		896		896	
318 DENMARK		1341		9538	
327 FRANCE		12774		67985	
335 GERMANY W		26563		165061	
344 ITALY		8081		86954	
347 JAPAN		16790		162212	
354 NETHRLNDS		1801		10473	
372 SPAIN		1400		7303	
375 SWEDEN		325		691	
376 SWITZRLND		72		800	
384 P RICO				5545	
400 U STATES		1499847		12233409	
		1630463		13220253	

IMPORTS INTO CANADA FOR CONSUMPTION

Articles and Countries from which Imported	MONTH OF AUGUST 1958		EIGHT MONTHS ENDED AUGUST 1958		Class Number
	Quantities	Values (\$)	Quantities	Values (\$)	
<u>GROUP 9</u>					
<u>MISCELLANEOUS COMMODITIES</u>					
FILM FOR REPRODUCTION	FEET				
100 U KINGDOM	11470	798	149048	9721	9000
327 FRANCE			33269	789	
336 GREECE			7700	1900	
400 U STATES	774438	62249	6704093	369542	
	785908	63047	6894110	381952	
BAGATELLE OR OTHER GAME BOARDS					9001
100 U KINGDOM		15028		48358	
231 HONG KONG				298	
306 BELGIUM				126	
327 FRANCE		654		4032	
335 GERMANY W		139		798	
344 ITALY		207		422	
347 JAPAN		109		1580	
354 NETHRLNDS				712	
375 SWEDEN		95		326	
400 U STATES		98955		617517	
		115187		674169	
BALLS CUES CUE RACKS CUE TIPS					9002
100 U KINGDOM		755		14145	
306 BELGIUM				50	
327 FRANCE		805		2782	
335 GERMANY W				325	
347 JAPAN				992	
400 U STATES		827		4999	
		2387		23293	
BALLS TENNIS	DOZ				9004
100 U KINGDOM	250	449	31406	71321	
317 CZECHO S			300	432	
375 SWEDEN			100	298	
400 U STATES			288	1148	
	250	449	32094	73199	
BALLS ALL KINDS NOP FOR SPORTS					9005
100 U KINGDOM		8107		54025	
215 INDIA		442		2238	
216 PAKISTAN		1000		7267	
234 AUSTRALIA		598		6856	
236 NEW ZEAL				286	
305 AUSTRIA		314		910	
306 BELGIUM				1637	
317 CZECHO S				1602	
318 DENMARK				103	
327 FRANCE		652		4589	
335 GERMANY W		1862		9644	
340 HUNGARY		340		816	
344 ITALY		288		2288	
347 JAPAN		2063		9627	
354 NETHRLNDS		631		12343	
376 SWITZRLNO				74	
400 U STATES		44408		247994	
		60705		362299	
FILMS X RAY					9006
100 U KINGDOM		50986		749958	
306 BELGIUM		41880		90520	
376 SWITZRLNO				2923	
400 U STATES		96321		1025822	
		189187		1869223	
GUN COVERS GAME BAGS					9007
347 JAPAN				1624	
400 U STATES		5422		19484	
		5422		21108	
CRICKET BATS BALLS GLOVES					9008
100 U KINGDOM		69		14110	
234 AUSTRALIA				485	
400 U STATES				335	
		69		14930	
DOLLS					9009
100 U KINGDOM		33552		70996	
231 HONG KONG		9149		55237	
305 AUSTRIA				96	
306 BELGIUM		79		79	
317 CZECHO S				312	
327 FRANCE				269	
335 GERMANY W		3707		12049	
344 ITALY		3141		30152	
347 JAPAN		7142		56254	
354 NETHRLNDS		83		335	
359 NORWAY				94	
365 POLAND		1413		7001	
372 SPAIN				585	
390 GERMANY E				459	
400 U STATES		61888		134396	
		120154		368314	
FILMS PHOTOGRAPHERS					9010
100 U KINGDOM		10583		184691	
217 CEYLON				480	
306 BELGIUM		27286		319184	
314 COLOMBIA				480	
327 FRANCE				3429	

IMPORTS INTO CANADA FOR CONSUMPTION

Articles and Countries from which Imported	MONTH OF AUGUST 1958		EIGHT MONTHS ENDED AUGUST 1958		Class Number
	Quantities	Values (\$)	Quantities	Values (\$)	
335 GERMANY W		8854		48780	
347 JAPAN		278		693	
381 ALASKA				200	
400 U STATES		584031		4060707	
		631032		4618644	
FILMS CINEMATOGRAPH POSITIVES	FEET				9011
100 U KINGDOM	223901	18981	2988181	248149	
207 UN SO AFR			1035	275	
215 INDIA	4399	352	7099	542	
225 TRINIDAD			1300	104	
231 HONG KONG	2200	176	22700	1621	
232 MALTA			1700	136	
234 AUSTRALIA	1549	124	16505	1610	
305 AUSTRIA			10800	864	
306 BELGIUM	18673	1495	53523	4153	
316 CUBA			700	200	
318 DENMARK			4303	342	
320 DOM REP			400	120	
322 EGYPT			1100	88	
326 FINLAND			1024	300	
327 FRANCE	1200910	90444	7381639	551377	
335 GERMANY W	2348	234	171720	13511	
336 GREECE			17568	1405	
344 ITALY	16865	1349	300992	27285	
347 JAPAN			36187	2127	
354 NETHRLNDS	1972	76	7447	553	
355 INDONESIA			1400	112	
359 NORWAY			8200	978	
372 SPAIN			1181	94	
375 SWEDEN	4424	381	7266	827	
376 SWITZRLND	2000	160	58105	5229	
380 USSR	16224	1298	236547	18924	
387 VENEZUELA			7800	624	
388 YUGO SLAV			1647	150	
390 GERMANY E	13290	750	31602	2348	
391 LEBANON	3700	296	6800	544	
400 U STATES	3470326	331386	32955053	3100094	
	4982781	447502	44341524	3984686	
FILMS FOR AERIAL PHOTOGRAPHY					9012
100 U KINGDOM				2323	
306 BELGIUM		542		958	
400 U STATES		7447		41050	
		7989		44331	
FISHING RODS					9013
100 U KINGDOM		937		10751	
305 AUSTRIA				455	
311 BURMA				168	
318 DENMARK				97	
347 JAPAN		5446		109319	
359 NORWAY				627	
375 SWEDEN				607	
400 U STATES		16481		353014	
		22864		475038	
GOLF CLUBS AND FINISHED PARTS					9014
100 U KINGDOM		744		21697	
234 AUSTRALIA				948	
400 U STATES		27112		424043	
		27856		446688	
MECHANICAL TOYS OF METAL					9016
100 U KINGDOM		22631		89799	
231 HONG KONG		2541		8970	
327 FRANCE				2587	
335 GERMANY W		39343		145606	
344 ITALY		251		1790	
347 JAPAN		166991		767824	
375 SWEDEN				423	
390 GERMANY E		100		100	
400 U STATES		99206		366988	
		331063		1384087	
METAL JUVENILE CONSTR SETS					9017
100 U KINGDOM		17675		51827	
400 U STATES		3296		8781	
		20971		60608	
TOYS OF ALL KINDS N O P					9018
100 U KINGDOM		185774		840182	
216 PAKISTAN				392	
231 HONG KONG		22155		184804	
234 AUSTRALIA		1174		12883	
305 AUSTRIA		550		23127	
306 BELGIUM		505		9299	
317 CZECHO S		489		8580	
318 DENMARK		3956		22200	
327 FRANCE		1370		8567	
335 GERMANY W		57264		232944	
340 HUNGARY				4765	
344 ITALY		4826		15041	
347 JAPAN		300710		1273730	
354 NETHRLNDS		161		16543	
359 NORWAY				303	
372 SPAIN				990	
375 SWEDEN		2251		10520	
376 SWITZRLND		1869		2145	
380 USSR				53	
390 GERMANY E		8880		26739	
400 U STATES		532342		2107333	
		1124276		4801040	

IMPORTS INTO CANADA FOR CONSUMPTION

165

Articles and Countries from which Imported	MONTH OF AUGUST 1958		EIGHT MONTHS ENDED AUGUST 1958		Class Number
	Quantities	Values (\$)	Quantities	Values (\$)	
SPORTSMENS FISHING TACKLE NOP					9019
100 U KINGDOM		6755		191704	
231 HONG KONG		617		9957	
234 AUSTRALIA		1451		24816	
305 AUSTRIA				2109	
317 CZECHO S				734	
318 DENMARK		57		2065	
327 FRANCE		11991		208431	
335 GERMANY W		3747		93222	
344 ITALY		473		6141	
347 JAPAN		21448		429609	
359 NORWAY		7600		79417	
372 SPAIN		580		5899	
375 SWEDEN		470		49623	
376 SWITZRLND		132		8717	
400 U STATES		101268		2734927	
		156589		3847371	
FILMS CINEMATOGRAPH NEGATIVE					9020
100 U KINGDOM				953	
306 BELGIUM		3662		8441	
335 GERMANY W				151	
400 U STATES		9725		63463	
		13387		73008	
BRUSHES ARTISTS					9021
100 U KINGDOM		4278		38484	
313 CHINA				660	
318 DENMARK				162	
327 FRANCE				2210	
335 GERMANY W		6102		22997	
347 JAPAN		1513		9533	
400 U STATES		1072		18353	
		12965		92399	
BRUSHES PAINT AND VARNISH					9022
100 U KINGDOM		14301		122614	
231 HONG KONG		578		8297	
313 CHINA		5432		18450	
317 CZECHO S				843	
335 GERMANY W		53		2542	
347 JAPAN				223	
354 NETHRLNDS				298	
359 NORWAY				321	
400 U STATES		1239		12272	
		21603		165860	
BRUSHES TOOTH					9023
100 U KINGDOM	DOZ 10786	10124	62527	61699	
231 HONG KONG	6000	945	54660	9239	
327 FRANCE			540	284	
335 GERMANY W	300	313	537	666	
347 JAPAN			480	119	
400 U STATES	2455	2786	66234	66634	
	19541	14168	184978	138641	
BRUSHES TOILET N O P					9024
100 U KINGDOM		32583		136099	
231 HONG KONG		97		11152	
305 AUSTRIA		446		1026	
306 BELGIUM		1377		1517	
313 CHINA				486	
317 CZECHO S				969	
318 DENMARK		172		58084	
327 FRANCE		6298		28677	
335 GERMANY W		6375		43114	
340 HUNGARY		302		302	
344 ITALY		283		864	
347 JAPAN		889		3361	
354 NETHRLNDS		95		2058	
375 SWEDEN				4001	
376 SWITZRLND		639		1724	
400 U STATES		22501		131359	
		72057		424793	
BRUSHES ALL OTHER N O P					9025
100 U KINGDOM		6698		112830	
231 HONG KONG		657		1488	
305 AUSTRIA		131		131	
306 BELGIUM		1452		2214	
317 CZECHO S				1936	
318 DENMARK		69		1050	
327 FRANCE		1486		6482	
335 GERMANY W		3154		20706	
340 HUNGARY		106		1886	
344 ITALY		143		221	
347 JAPAN		312		3784	
354 NETHRLNDS		4228		20092	
376 SWITZRLND		90		642	
384 P RICO		239		531	
400 U STATES		45157		461076	
		63922		635069	
PACKAGES CONTAINING GOODS					9030
100 U KINGDOM		263940		2430391	
203 B E AFR				1067	
207 UN SO AFR		3667		19689	
208 BSA OTHER				500	
210 GHANA				19	
215 INDIA		3277		23180	
216 PAKISTAN		494		1974	
217 CEYLON		550		7288	
218 MALAYA		538		1145	

IMPORTS INTO CANADA FOR CONSUMPTION

Articles and Countries from which Imported	MONTH OF AUGUST 1958		EIGHT MONTHS ENDED AUGUST 1958		Class Number
	Quantities	Values (\$)	Quantities	Values (\$)	
219 BEI OTHER				53	
221 B GUIANA		1841		43985	
223 BARBADOS		2357		17580	
224 JAMAICA		900		11371	
225 TRINIDAD		1898		16983	
228 LEEW WIND		30		65	
231 HONG KONG		21807		169071	
232 MALTA		529		3191	
234 AUSTRALIA		24627		75162	
236 NEW ZEAL		629		891	
304 ARGENTINA		1275		45434	
305 AUSTRIA		1657		10905	
306 BELGIUM		10416		94828	
307 BEL CONGO		82		87	
309 BRAZIL		28		3088	
312 CHILE				12	
313 CHINA		1381		59466	
314 COLOMBIA		940		2045	
315 C RICA		395		395	
316 CUBA		2459		11767	
317 CZECHO S		17331		114320	
318 DENMARK		5074		44048	
321 ECUADOR		72		476	
322 EGYPT		4		4	
325 ETHIOPIA				20	
326 FINLAND		636		8751	
327 FRANCE		22757		194051	
328 FR AFRICA		1156		7850	
335 GERMANY W		84400		559709	
336 GREECE		77		1232	
337 GUATEMALA				98	
338 HAITI		63		370	
340 HUNGARY		629		5180	
341 ICELAND		56		56	
344 ITALY		37808		179490	
345 LIBYA		6		6	
347 JAPAN		192932		1146221	
352 MEXICO		150		1994	
353 MOROCCO				131	
354 NETHRLNDS		32171		236990	
355 INDONESIA		35		123	
359 NORWAY		755		3788	
360 ISRAEL		251		2154	
361 PANAMA				175	
364 PHIL		518		1139	
365 POLAND		2492		18990	
366 PORTUGAL		976		12495	
367 AZORES		300		1063	
369 PORT ASIA				144	
371 THAILAND		3		3	
372 SPAIN		3666		32363	
375 SWEDEN		5771		76475	
376 SWITZRLND		27059		236253	
381 ALASKA				1047	
382 VIRGIN IS		840		840	
383 HAWAII				462	
384 P RICO		945		11459	
386 URUGUAY				10032	
388 YUGO SLAV		65		2676	
389 IRELAND		36		8177	
390 GERMANY E		3025		10501	
393 TAIWAN		4		749	
396 SUDAN				95	
400 U STATES		182247		1545034	
		970027		7528866	
ORTHOPEdic APPLIANCES ETC					9050
100 U KINGDOM		532		6301	
335 GERMANY W		466		578	
400 U STATES		16075		79415	
		17073		86294	
EFFECTS LEFT BY BEQUEST					9051
100 U KINGDOM		17782		86615	
203 B E AFR				5679	
205 RHOD NYAS				750	
207 UN SO AFR				1500	
215 INDIA				700	
220 BERMUDA				50	
224 JAMAICA		791		791	
227 BAHAMAS				200	
230 GIBRALTAR				100	
234 AUSTRALIA		299		299	
236 NEW ZEAL				60	
305 AUSTRIA				50	
306 BELGIUM				1485	
318 DENMARK				1895	
326 FINLAND				100	
327 FRANCE				845	
335 GERMANY W		1720		5505	
340 HUNGARY				5300	
344 ITALY				2656	
354 NETHRLNDS		100		7684	
359 NORWAY		80		1303	
365 POLAND				1150	
366 PORTUGAL				1150	
375 SWEDEN				1200	
376 SWITZRLND		440		1805	

IMPORTS INTO CANADA FOR CONSUMPTION

167

Articles and Countries from which Imported	MONTH OF AUGUST 1958		EIGHT MONTHS ENDED AUGUST 1958		Class Number
	Quantities	Values (\$)	Quantities	Values (\$)	
391 LEBANON				400	
400 U STATES		29168		213017	
ARTIFICIAL LIMBS AND PARTS		50380		342289	9053
100 U KINGDOM		401		4238	
335 GERMANY W				300	
400 U STATES		5882		73102	
BEAD ORNAMENTS		6283		77640	9055
100 U KINGDOM		351		534	
231 HONG KONG				7762	
327 FRANCE		423		719	
335 GERMANY W		83		83	
347 JAPAN		856		2644	
400 U STATES		1913		15860	
BELTS N O P		3626		27602	9056
100 U KINGDOM		508		12119	
215 INDIA				328	
231 HONG KONG		2253		36664	
305 AUSTRIA		433		669	
306 BELGIUM				1396	
317 CZECHO S				79	
327 FRANCE		1414		14687	
335 GERMANY W		72		2789	
344 ITALY		171		4167	
347 JAPAN				596	
352 MEXICO				442	
372 SPAIN				95	
388 YUGO SLAV				1667	
400 U STATES		13261		107456	
BLINDS NOT TEXTILE OR PAPER		18112		183154	9057
231 HONG KONG				223	
335 GERMANY W				59	
347 JAPAN		12714		87850	
393 TAIWAN				1080	
400 U STATES		1386		6631	
BOOT SHOE SHIRT STAY LACES		14100		95843	9058
100 U KINGDOM		361		1969	
335 GERMANY W		63		291	
347 JAPAN		1044		8530	
400 U STATES		3050		18343	
BOOTS SHOES AND SLIPPERS FELT PAIR		4518		29133	9059
100 U KINGDOM	4989	4041	8026	6516	
327 FRANCE			2880	1159	
344 ITALY			83	184	
376 SWITZRLND	120	347	120	347	
400 U STATES	1494	1080	2852	2283	
BOOTS SHOES AND SLIPPERS N O P PAIR	6603	5468	13961	10489	9060
100 U KINGDOM	21176	23728	62353	75917	
215 INDIA			2400	744	
231 HONG KONG	21441	5634	111357	37062	
305 AUSTRIA			666	418	
309 BRAZIL			10284	2226	
313 CHINA	300	260	300	260	
317 CZECHO S			1290	812	
327 FRANCE			3016	2633	
335 GERMANY W	611	791	3996	5191	
338 HAITI			2951	9474	
344 ITALY	888	1884	49161	83959	
347 JAPAN	74539	23107	413163	142749	
352 MEXICO			438	793	
354 NETHRLNDS	13068	12310	118864	106555	
359 NORWAY			242	288	
363 PERU			142	274	
372 SPAIN			116	236	
375 SWEDEN			234	375	
383 HAWAII			892	1569	
388 YUGO SLAV			238	287	
400 U STATES	142649	66495	301338	296395	
BROOMS AND WHISKS	274672	134209	1083441	768217	9061
100 U KINGDOM				223	
318 DENMARK		60		60	
335 GERMANY W				3013	
340 HUNGARY		2518		19068	
344 ITALY		3853		11342	
347 JAPAN				604	
352 MEXICO				11481	
354 NETHRLNDS		216		703	
359 NORWAY				126	
365 POLAND		11390		57457	
381 ALASKA				58	
388 YUGO SLAV				2495	
400 U STATES		1978		26655	
BUTTONS SHOE N O P		20015		133285	9063
400 U STATES		1915		11876	
BUTTONS COLLAR AND CUFF		1915		11876	9065
100 U KINGDOM	GROSS 26	381	142	2292	
305 AUSTRIA			43	4383	

IMPORTS INTO CANADA FOR CONSUMPTION

Articles and Countries from which Imported		MONTH OF AUGUST 1958		EIGHT MONTHS ENDED AUGUST 1958		Class Number
		Quantities	Values (\$)	Quantities	Values (\$)	
	317 CZECHO S			50	64	
	318 DENMARK			4	326	
	335 GERMANY W	94	3153	363	15990	
	347 JAPAN	601	524	844	2251	
	352 MEXICO			1	80	
	371 THAILAND	4	335	5	398	
	388 YUGO SLAV			1	74	
	400 U STATES	854	24514	6999	164298	
		1579	28907	10452	190156	
BUTTONS N O P		GROSS				9066
	100 U KINGDOM	955	2657	14512	29630	
	224 JAMAICA	350	965	1700	4761	
	231 HONG KONG			6180	3685	
	305 AUSTRIA			6	419	
	317 CZECHO S	489	696	3376	3869	
	318 DENMARK			307	2241	
	327 FRANCE			857	1165	
	335 GERMANY W	5516	7003	19907	29510	
	344 ITALY	4526	2936	44820	30346	
	347 JAPAN	55171	18393	260586	112241	
	354 NETHRLNDS	1631	5841	8177	24415	
	400 U STATES	65105	69169	573818	579118	
		133743	107660	934246	821400	
CASES BOXES DESKS FANCY						9067
	100 U KINGDOM		18033		122590	
	215 INDIA		147		675	
	231 HONG KONG		529		1205	
	234 AUSTRALIA				83	
	305 AUSTRIA				1235	
	306 BELGIUM		157		1895	
	316 CUBA				102	
	317 CZECHO S		150		2860	
	318 DENMARK				2810	
	327 FRANCE		573		9963	
	335 GERMANY W		11897		79804	
	344 ITALY		6684		18641	
	346 ITAL AFR				585	
	347 JAPAN		27938		93174	
	352 MEXICO		334		1756	
	353 MOROCCO				1668	
	354 NETHRLNDS		13589		22602	
	360 ISRAEL				2119	
	372 SPAIN		250		1129	
	375 SWEDEN				1145	
	376 SWITZRLND		2085		5610	
	380 USSR				612	
	384 P RICO		6402		12268	
	390 GERMANY E		67		328	
	400 U STATES		174286		848116	
			263121		1232975	
CHARITABLE DONATIONS						9068
	100 U KINGDOM				100	
	335 GERMANY W				78	
	400 U STATES		3300		19118	
			3300		19296	
COMBS TOILET DRESSING FANCY						9069
	100 U KINGDOM		1038		17355	
	231 HONG KONG				160	
	305 AUSTRIA		988		7401	
	306 BELGIUM				174	
	327 FRANCE		288		2903	
	335 GERMANY W		1631		12946	
	347 JAPAN				6797	
	376 SWITZRLND		377		605	
	400 U STATES		10982		73459	
			15304		121800	
APPLIANCES FOR THE DEAF PARTS						9070
	100 U KINGDOM		2212		26655	
	305 AUSTRIA		1584		10554	
	318 DENMARK		521		8170	
	335 GERMANY W		197		4398	
	354 NETHRLNDS				234	
	400 U STATES		217179		1802434	
			221693		1852445	
FANS						9071
	231 HONG KONG		773		6871	
	318 DENMARK				109	
	347 JAPAN		1042		3945	
	400 U STATES				564	
			1815		11489	
INSOLES OF ALL KINDS						9072
	100 U KINGDOM		212		10141	
	335 GERMANY W		378		4536	
	347 JAPAN				58	
	354 NETHRLNDS		81		1488	
	400 U STATES		3833		55660	
			4504		71883	
JEWELLERY N O P						9073
	100 U KINGDOM		19366		169645	
	207 UN SO AFR		270		270	
	215 INDIA				7091	
	216 PAKISTAN				199	
	217 CEYLON				113	
	220 BERMUOA				409	
	221 B GUIANA				75	
	224 JAMAICA				172	

IMPORTS INTO CANADA FOR CONSUMPTION

169

Articles and Countries from which Imported	MONTH OF AUGUST 1958		EIGHT MONTHS ENDED AUGUST 1958		Class Number	
	Quantities	Values (\$)	Quantities	Values (\$)		
225 TRINIDAD		142		142		
230 GIBRALTAR				164		
231 HONG KONG		1084		13529		
234 AUSTRALIA				100		
305 AUSTRIA		15572		151257		
306 BELGIUM		437		757		
313 CHINA				630		
317 CZECHOS		17216		112180		
318 DENMARK		1485		4860		
327 FRANCE		5442		26306		
335 GERMANY W		90559		807358		
336 GREECE		66		66		
340 HUNGARY				204		
344 ITALY		9367		64038		
347 JAPAN		37315		210527		
352 MEXICO		1807		11832		
354 NETHRLNDS		874		1909		
357 NETH ANT				1240		
359 NORWAY		230		1942		
360 ISRAEL				2116		
366 PORTUGAL				466		
371 THAILAND		1598		12298		
372 SPAIN		1881		14692		
375 SWEDEN				773		
376 SWITZRLND		2030		15894		
379 TURKEY				600		
383 HAWAII		70		70		
387 VENEZUELA				64		
388 YUGO SLAV				806		
389 IRELAND		12817		31695		
390 GERMANY E		977		1252		
400 U STATES		249961		1640730		
		470566		3308471		
MATTRESSES						
100 U KINGDOM		12540		320254	9075	
327 FRANCE				713		
335 GERMANY W		128		20312		
347 JAPAN		2601		25605		
354 NETHRLNDS				719		
400 U STATES		13081		92294		
		28350		459897		
PICTURE AND PHOTOGRAPH FRAMES						
100 U KINGDOM		1708		19049	9076	
231 HONG KONG		655		1338		
305 AUSTRIA		975		2339		
306 BELGIUM		367		692		
313 CHINA				68		
318 DENMARK				5240		
327 FRANCE				2585		
335 GERMANY W		891		6578		
344 ITALY		4151		22882		
347 JAPAN		4134		31554		
352 MEXICO		260		1190		
354 NETHRLNDS		265		5172		
372 SPAIN				1083		
400 U STATES		26351		226345		
		39757		326115		
POCKET BOOKS PORTFOLIOS PURSES						
100 U KINGDOM		75798		497507	9077	
215 INDIA		4763		6963		
224 JAMAICA		7586		8118		
227 BAHAMAS				58		
231 HONG KONG		4443		34759		
234 AUSTRALIA				325		
304 ARGENTINA		213		311		
305 AUSTRIA		1068		9831		
306 BELGIUM		4549		16169		
313 CHINA		1101		1101		
316 CUBA		507		733		
317 CZECHOS		1933		5208		
322 EGYPT				193		
327 FRANCE		22081		81588		
335 GERMANY W		51054		256617		
337 GUATEMALA				103		
338 HAITI				740		
340 HUNGARY		1706		10622		
344 ITALY		40274		182988		
347 JAPAN		34663		324358		
352 MEXICO		5076		34963		
353 MOROCCO		792		4243		
354 NETHRLNDS		712		47493		
360 ISRAEL				1346		
365 POLAND		1172		1304		
366 PORTUGAL		57		57		
372 SPAIN		7268		9946		
375 SWEDEN				2153		
376 SWITZRLNO		59		5551		
378 JORDAN		109		255		
384 P RICO				2607		
388 YUGO SLAV				1427		
390 GERMANY E		154		570		
400 U STATES		308571		2228517		
		575729		3778724		
REFRIGERATORS ELECTRIC N O P						
100 U KINGDOM	NO	536	37252	3249	217134	9078
335 GERMANY W		125	5112	955	39312	

IMPORTS INTO CANADA FOR CONSUMPTION

Articles and Countries from which Imported	MONTH OF AUGUST 1958		EIGHT MONTHS ENDED AUGUST 1958		Class Number
	Quantities	Values (\$)	Quantities	Values (\$)	
344 ITALY			3	255	
400 U STATES	6507	1004847	74583	11827177	
REFRIGERATORS N O P	7168	1047211	78790	12083878	
NO					9079
100 U KINGDOM	6	817	42	4800	
306 BELGIUM	4	1039	11	2784	
400 U STATES	263	10740	2512	99260	
REGALIA AND BADGES	273	12596	2565	106844	
100 U KINGDOM		5221		35038	9080
215 INDIA		537		3223	
216 PAKISTAN		186		3243	
231 HONG KONG		189		1338	
327 FRANCE		484		4183	
335 GERMANY W		1296		6014	
344 ITALY		332		2657	
347 JAPAN				2302	
354 NETHRLNDS				138	
376 SWITZRLND				158	
400 U STATES		5800		49771	
SHADES LAMP NOP SHADE HOLOERS		14045		108065	
100 U KINGDOM		60		383	9081
231 HONG KONG		225		375	
318 DENMARK				267	
327 FRANCE				1410	
335 GERMANY W				1429	
344 ITALY		89		773	
347 JAPAN		477		939	
354 NETHRLNDS				851	
400 U STATES		23215		113889	
SPECTACLE FRAMES AND PARTS NOP		24066		120316	
100 U KINGDOM		446		8866	9082
215 INDIA		213		2032	
305 AUSTRIA				6135	
327 FRANCE		1480		21790	
335 GERMANY W		15636		137667	
344 ITALY		2468		39474	
347 JAPAN		2942		10413	
400 U STATES		182062		1681279	
PARTS FOR SPECTACLE FRAMES		205247		1907656	
400 U STATES		18067		349181	9083
TOBACCO PIPES SMOKERS SETS		18067		349181	
100 U KINGDOM		26431		97483	9084
232 MALTA		274		1131	
305 AUSTRIA		596		1595	
306 BELGIUM				450	
317 CZECHO S				1358	
318 DENMARK				2020	
327 FRANCE		3687		53230	
335 GERMANY W		1453		5462	
344 ITALY		15724		83144	
347 JAPAN		1134		1787	
354 NETHRLNDS		158		515	
376 SWITZRLND				299	
389 IRELAND		855		2082	
400 U STATES		6104		49419	
TOBACCO POUCHES CIGARETTE CASE		56416		299975	
100 U KINGDOM		6553		33569	9085
305 AUSTRIA				409	
317 CZECHO S				984	
327 FRANCE				201	
335 GERMANY W		1394		4797	
344 ITALY				317	
347 JAPAN		186		5594	
372 SPAIN				111	
400 U STATES		1006		7394	
TOILET AND MANICURE SETS		9139		53376	
100 U KINGDOM		866		8073	9086
305 AUSTRIA		3216		11952	
327 FRANCE				245	
335 GERMANY W		11031		46429	
344 ITALY		82		280	
376 SWITZRLND		255		316	
400 U STATES		2103		8990	
TRUNKS AND VALISES		17553		76185	
100 U KINGDOM		33556		271330	9087
231 HONG KONG		320		921	
234 AUSTRALIA				274	
305 AUSTRIA		369		443	
306 BELGIUM				76	
317 CZECHO S				27869	
318 DENMARK				58	
327 FRANCE				1138	
335 GERMANY W		3625		24951	
344 ITALY		390		2271	
347 JAPAN		6066		41701	
352 MEXICO		263		431	
354 NETHRLNDS		482		3539	
359 NORWAY				746	

IMPORTS INTO CANADA FOR CONSUMPTION

Articles and Countries from which Imported	MONTH OF AUGUST 1958		EIGHT MONTHS ENDED AUGUST 1958		Class Number	
	Quantities	Values (\$)	Quantities	Values (\$)		
375 SWEDEN		199		15401	9088	
376 SWITZRLND				298		
400 U STATES		99205		813673		
UMBRELLAS PARASOLS SUNSHADES		144475		1205120		
100 U KINGDOM		202		9772		
231 HONG KONG		975		1872		
305 AUSTRIA				132		
327 FRANCE		172		371		
335 GERMANY W		82		772		
344 ITALY		3209		5339		
347 JAPAN		5114		20964		
354 NETHRLNDS		2460		3429		
376 SWITZRLND				1088		
400 U STATES		2272		51322		
WINDOW SHADE OR BLIND ROLLERS		14486		95061	9090	
375 SWEDEN		4223		11195		
400 U STATES		2342		24310		
REFRIGERATOR PARTS		6565		35505	9091	
100 U KINGDOM		36106		1020848		
306 BELGIUM		1179		1836		
318 DENMARK		263		5662		
335 GERMANY W		96		96		
400 U STATES		563120		5483725		
HOME OR FARM FREEZERS ELECTRIC		600764		6512167	9092	
400 U STATES	NO					
	2660	446452	32265	5417670		
MINERAL MEDICINAL AERATO WATER		2660	446452	32265	5417670	9103
100 U KINGDOM						
327 FRANCE		135		1355		
335 GERMANY W		60366		167539		
344 ITALY				689		
354 NETHRLNDS		661		2139		
381 ALASKA				450		
400 U STATES		10909		521		
ACCORIONS CONCR TNAS MELODEONS		72071		248055	9110	
100 U KINGDOM	NO					
231 HONG KONG			11	1222		
305 AUSTRIA	1	110	1	110		
317 CZECHO S			610	1368		
318 DENMARK			149	497		
326 FINLAND			5	526		
335 GERMANY W	805	13321	1	208		
344 ITALY	937	31477	3940	90081		
347 JAPAN			6432	314613		
354 NETHRLNDS			22	266		
359 NORWAY			1	125		
375 SWEDEN			1	179		
376 SWITZRLND			21	2157		
390 GERMANY E	24	383	427	3922		
400 U STATES	434	4444	4316	14530		
	107	2907	608	32180		
BRASS BANO INSTRUMENTS		2308	52642	16545	461984	9111
100 U KINGDOM						
216 PAKISTAN		12263		128565		
231 HONG KONG				137		
317 CZECHO S				122		
327 FRANCE		1951		11418		
335 GERMANY W		1219		48511		
344 ITALY		5234		46882		
347 JAPAN		537		14294		
352 MEXICO		113		499		
354 NETHRLNDS		298		1517		
376 SWITZRLNO		285		1534		
379 TURKEY				70		
383 HAWAII				752		
390 GERMANY E				148		
400 U STATES		175		175		
		7576		113585		
HARPS		29651		368209	9113	
400 U STATES	NO					
			5	6382		
CABINET ORGANS			5	6382	9114	
335 GERMANY W	NO					
347 JAPAN	2	393	17	2252		
400 U STATES	33	1867	46	2861		
	2	609	17	3989		
PIPE ORGANS		37	2869	80	9102	9115
335 GERMANY W	NO					
354 NETHRLNDS			2	14965		
400 U STATES			1	8100		
			4	17607		
ORGAN PARTS N O P			7	40672	9116	
100 U KINGDOM		949		47197		
335 GERMANY W		1621		14977		
344 ITALY				2420		
354 NETHRLNDS		190		2512		
376 SWITZRLNO				271		
390 GERMANY E				857		
400 U STATES		12631		96569		
		15391		164803		

IMPORTS INTO CANADA FOR CONSUMPTION

Articles and Countries from which Imported	MONTH OF AUGUST 1958		EIGHT MONTHS ENDED AUGUST 1958		Class Number
	Quantities	Values (\$)	Quantities	Values (\$)	
PIANOS					
100 U KINGDOM	NO 12	5227	114	42453	9117
335 GERMANY W			5	4889	
347 JAPAN	1	142	28	7240	
354 NETHRLNDS			2	900	
400 U STATES	36	17787	441	151738	
	49	23156	590	207220	
PIANO PARTS N O P					
100 U KINGDOM		7404		64391	9118
335 GERMANY W		586		1482	
375 SWEDEN				202	
400 U STATES		8715		81273	
		16705		147348	
PHONOGRAPHS GRAMOPHONES NOP					
100 U KINGDOM		16647		113894	9120
231 HONG KONG				641	
305 AUSTRIA				94	
318 DENMARK		317		1300	
327 FRANCE				213	
335 GERMANY W		2595		25974	
344 ITALY		398		398	
347 JAPAN		1766		27892	
354 NETHRLNDS		757		16546	
376 SWITZRLND		315		9129	
400 U STATES		129579		970616	
		152374		1166697	
PHONOGRAPH RECORDS					
100 U KINGDOM	NO 18988	13596	131725	111550	9121
231 HONG KONG	103	88	3059	2377	
234 AUSTRALIA			363	1399	
305 AUSTRIA			466	231	
306 BELGIUM	16	325	52016	6627	
317 CZECHO S			1451	773	
318 DENMARK			462	362	
326 FINLAND	878	571	2665	1811	
327 FRANCE	8610	9113	75797	93781	
335 GERMANY W	5427	3299	54280	37380	
336 GREECE			1680	601	
340 HUNGARY	1225	408	11913	6488	
344 ITALY	2776	1525	61579	34868	
347 JAPAN	775	345	4320	1971	
354 NETHRLNDS	200	166	4411	5279	
365 POLAND			319	322	
366 PORTUGAL			36	70	
375 SWEDEN	100	144	375	488	
376 SWITZRLND	2800	378	5042	1993	
380 USSR	8451	2549	9705	2976	
388 YUGO SLAV			908	730	
390 GERMANY E			172	160	
400 U STATES	203205	84617	1788610	955950	
	253554	117124	2211354	1268187	
OTHER MUSICAL INSTRUMENTS					
100 U KINGDOM		7551		25110	9122
231 HONG KONG				127	
305 AUSTRIA		153		1950	
316 CUBA				240	
317 CZECHO S		658		8954	
327 FRANCE		4150		29278	
335 GERMANY W		28904		149218	
344 ITALY		138		4912	
347 JAPAN		6370		42245	
352 MEXICO		353		8256	
354 NETHRLNDS		990		5227	
365 POLAND				169	
375 SWEDEN		100		365	
376 SWITZRLND		3337		24216	
390 GERMANY E		350		7038	
400 U STATES		123813		1312293	
		176867		1619598	
MUSICAL INSTRUMENT STRINGS					
100 U KINGDOM				938	9123
305 AUSTRIA		54		4335	
318 DENMARK				188	
335 GERMANY W		336		8855	
400 U STATES		7092		50291	
		7482		64607	
PHONOGRAPHS COIN OPERATED					
400 U STATES	NO 65	54301	1003	597904	9124
	65	54301	1003	597904	
PHOTOFLASH LAMPS					
347 JAPAN	NO 36000	1390	36000	1390	9127
354 NETHRLNDS	30000	571	150000	4621	
400 U STATES	8496	819	246565	20023	
	74496	2780	432565	26034	
PHOTOGRAPHIC ACCESSORIES PARTS					
100 U KINGDOM		10842		185122	9128
231 HONG KONG				318	
234 AUSTRALIA				266	
305 AUSTRIA		342		460	
306 BELGIUM				435	
317 CZECHO S		6593		14819	
318 DENMARK				314	
327 FRANCE				8741	
335 GERMANY W		34247		392854	
344 ITALY		2041		13438	
347 JAPAN		39912		275789	

IMPORTS INTO CANADA FOR CONSUMPTION

173

Articles and Countries from which Imported	MONTH OF AUGUST 1958		EIGHT MONTHS ENDED AUGUST 1958		Class Number
	Quantities	Values (\$)	Quantities	Values (\$)	
354 NETHRLNDS				1 677 9	
375 SWEDEN				1 157	
376 SWITZRLND		6 223		1 393 9	
390 GERMANY E				7 09	
400 U STATES		3 939 49		3 008 53	
THERMOMETERS		4 941 49		3 933 993	
100 U KINGDOM		7 185		6 757 3	9 129
305 AUSTRIA		514		7 69	
306 BELGIUM				1 62	
318 DENMARK				6 45	
327 FRANCE		2 21		3 830	
335 GERMANY W		1 941		1 322 2	
344 ITALY		1 27		20 49	
347 JAPAN		6 530		7 800 6	
352 MEXICO		936		7 617	
375 SWEDEN		1 26		4 87	
376 SWITZRLND				1 009	
390 GERMANY E		2 284		2 835 3	
400 U STATES		9 077 0		6 827 07	
APPARATUS X RAY		11 063 4		8 934 29	
100 U KINGDOM		9 725		6 897 77	9 130
318 DENMARK				10 207	
335 GERMANY W		4 035		9 138 1	
344 ITALY				1 272 2	
347 JAPAN				4 02	
354 NETHRLNDS		3 201		1 172 03	
375 SWEDEN		132		1 947 7	
400 U STATES		2 812 03		2 789 093	
BOTANICAL SPECIMENS		2 982 96		3 109 462	
100 U KINGDOM		117		1 507	9 132
203 B E AFR				200	
215 INDIA				933	
327 FRANCE		100		100	
335 GERMANY W				7 41	
347 JAPAN				2 65	
390 GERMANY E		311		490	
400 U STATES		1 207 4		3 726 0	
OLD COINS STAMPS TROPHIES		1 260 2		4 149 6	
100 U KINGDOM		206		4 414	9 133
207 UN SO AFR				2 68	
211 NIGERIA				95	
231 HONG KONG				153	
234 AUSTRALIA				8 71	
236 NEW ZEAL		235		2 35	
305 AUSTRIA		932		1 945	
306 BELGIUM				1 469	
326 FINLAND				415	
327 FRANCE		50		50	
335 GERMANY W				1 87	
344 ITALY				3 45	
353 MOROCCO				100	
354 NETHRLNDS		65		4 80	
359 NORWAY				777	
360 ISRAEL				2 80	
365 POLAND				103	
376 SWITZRLND				1 83	
388 YUGO SLAV				4 55	
389 IRELAND				2 310	
400 U STATES		2 142 6		1 515 39	
CAMERAS AND CAMERA PARTS N O P		2 291 4		1 666 74	
100 U KINGDOM		1 123		2 191 8	9 134
231 HONG KONG		175		1 499	
234 AUSTRALIA				2 61	
305 AUSTRIA		1 706 5		1 919 18	
308 BOLIVIA				1 77	
317 CZECHD S				7 269	
318 DENMARK				3 86	
327 FRANCE		290		1 144 2	
335 GERMANY W		1 059 37		9 552 66	
344 ITALY				1 845	
347 JAPAN		1 141 88		8 766 08	
354 NETHRLNDS				5 47	
360 ISRAEL				1 75	
365 POLAND				1 75	
366 PORTUGAL				70	
375 SWEDEN				1 554 6	
376 SWITZRLND		1 261 2		2 197 98	
380 USSR				10 29	
381 ALASKA				2 53 8	
383 HAWAII				3 25	
387 VENEZUELA				200	
390 GERMANY E		1 631 2		6 456 2	
400 U STATES		2 775 70		2 345 039	
CAMERA PARTS UNFINISHED		5 452 72		4 718 593	
335 GERMANY W				8 62	9 135
400 U STATES		1 549 4		1 229 38	
CAMERA LENSES AND SHUTTERS		1 549 4		1 238 00	
100 U KINGDOM				612	9 136
305 AUSTRIA		2 381		2 381	

IMPORTS INTO CANADA FOR CONSUMPTION

Articles and Countries from which Imported	MONTH OF AUGUST 1958		EIGHT MONTHS ENDED AUGUST 1958		Class Number
	Quantities	Values (\$)	Quantities	Values (\$)	
327 FRANCE				3552	
335 GERMANY W		611		15607	
347 JAPAN		2091		2838	
375 SWEDEN				980	
390 GERMANY E				225	
400 U STATES		36328		319371	
		41411		345566	
COLLECTIONS OF ANTIQUITIES					9137
100 U KINGDOM		47633		350974	
218 MALAYA				95	
231 HONG KONG		1652		26237	
234 AUSTRALIA				219	
305 AUSTRIA		167		2501	
306 BELGIUM		243		322	
313 CHINA				175	
315 CUBA				210	
327 FRANCE		1250		6694	
335 GERMANY W		454		2026	
344 ITALY		321		12085	
347 JAPAN		725		2613	
352 MEXICO				625	
354 NETHERLANDS				2788	
359 NORWAY				500	
371 THAILAND				274	
372 SPAIN				1211	
376 SWITZERLAND				4935	
389 IRELAND				180	
400 U STATES		10096		348990	
		62541		763654	
CYCLOMETERS AND SPEEDOMETERS					9138
100 U KINGDOM		4436		62298	
327 FRANCE		194		1619	
335 GERMANY W		746		13585	
347 JAPAN				59	
354 NETHERLANDS				1229	
376 SWITZERLAND		146		210	
400 U STATES		17575		142851	
		23097		221851	
GLOBES GEOGRAPHICAL					9139
100 U KINGDOM		1281		4257	
335 GERMANY W		1098		8125	
347 JAPAN		1196		1268	
400 U STATES		17691		116831	
		21266		130481	
MODELS OF INVENTIONS					9140
100 U KINGDOM		945		2457	
344 ITALY		121		121	
354 NETHERLANDS				102	
400 U STATES		26573		606079	
		27639		608759	
APPARATUS FOR INSTITUTIONS					9141
100 U KINGDOM		15153		180997	
207 UNION SOFRA				183	
305 AUSTRIA		172		2872	
306 BELGIUM				3301	
317 CZECHOSLOVAKIA				65	
318 DENMARK		4054		20775	
327 FRANCE		607		9696	
335 GERMANY W		12540		66599	
344 ITALY				3823	
347 JAPAN		234		824	
354 NETHERLANDS		339		6074	
359 NORWAY		87		7145	
360 ISRAEL		1140		1436	
365 POLAND				500	
375 SWEDEN				1105	
376 SWITZERLAND		919		7559	
384 PUERTO RICO				968	
390 GERMANY E				186	
400 U STATES		541924		5058525	
		577169		5372633	
OPERATING ROOM EQUIPMENT					9142
100 U KINGDOM		2383		46333	
317 CZECHOSLOVAKIA		1646		4282	
327 FRANCE				625	
335 GERMANY W		1678		18714	
347 JAPAN		193		953	
376 SWITZERLAND				500	
400 U STATES		303986		2899913	
		309886		2971320	
DENTAL INSTRUMENTS					9143
100 U KINGDOM		23276		121105	
231 HONG KONG				311	
305 AUSTRIA		16999		44997	
306 BELGIUM				682	
317 CZECHOSLOVAKIA				5241	
327 FRANCE				4554	
335 GERMANY W		33621		217020	
344 ITALY		189		6050	
347 JAPAN		1115		34377	
354 NETHERLANDS		3249		10014	
375 SWEDEN		92		689	
376 SWITZERLAND		11285		19435	
390 GERMANY E		1319		3830	
400 U STATES		173112		1624382	
		264257		2092687	

IMPORTS INTO CANADA FOR CONSUMPTION

175

Articles and Countries from which Imported	MONTH OF AUGUST 1958		EIGHT MONTHS ENDED AUGUST 1958		Class Number	
	Quantities	Values (\$)	Quantities	Values (\$)		
SURGICAL TRUSSES AND SUPPORTS					9144	
100 U KINGDOM				53		
354 NETHRLNDS				712		
400 U STATES		1080		5640		
		1080		6405		
ARTICLES FOR THE BLIND					9145	
100 U KINGDOM		65		1282		
335 GERMANY W		654		1932		
376 SWITZRLND				1765		
400 U STATES		679		13699		
		1398		18678		
OPTICAL AND PHILOSOPHICAL INST					9146	
100 U KINGDOM		28761		409308		
231 HONG KONG		296		7255		
305 AUSTRIA		1559		2168		
306 BELGIUM				236		
317 CZECHO S				519		
318 DENMARK		75		200		
327 FRANCE		512		11617		
335 GERMANY W		58732		245188		
344 ITALY				6607		
347 JAPAN		91250		592755		
354 NETHRLNDS				431		
375 SWEDEN		2164		7724		
376 SWITZRLND		682		10072		
390 GERMANY E		55		535		
400 U STATES		232977		1767958		
		417063		3062573		
EDUCATIONAL FILMS					9148	
100 U KINGDOM		2128		35727		
207 UN SO AFR				475		
210 GHANA				80		
224 JAMAICA				815		
234 AUSTRALIA				154		
306 BELGIUM		100		378		
317 CZECHO S				1128		
318 DENMARK				288		
327 FRANCE		630		6486		
335 GERMANY W		226		2500		
347 JAPAN				626		
352 MEXICO				80		
354 NETHRLNDS				868		
365 POLAND				2221		
375 SWEDEN				443		
376 SWITZRLND				213		
388 YUGO SLAV				613		
395 PORT W AF		300		1950		
400 U STATES		61780		675518		
		65164		730563		
CINEMATOGRAPH CAMERAS					9149	
335 GERMANY W				408		
400 U STATES		10902		77326		
		10902		77734		
SURGICAL INSTRUMENTS					9150	
100 U KINGDOM		23026		279005		
216 PAKISTAN		485		9394		
305 AUSTRIA		256		256		
306 BELGIUM				54		
318 DENMARK				686		
327 FRANCE		89		38586		
335 GERMANY W		11728		225272		
344 ITALY		30338		9061		
347 JAPAN		2091		62780		
352 MEXICO		2221		10733		
354 NETHRLNDS				589		
375 SWEDEN		139		48571		
376 SWITZRLND		261		13282		
390 GERMANY E		1185		1603		
400 U STATES		243		3570649		
		344782		4270521		
BOATS OPEN PLEASURE					9152	
100 U KINGDOM	NO	14	4317	163		36888
234 AUSTRALIA				3		1081
318 DENMARK		3	405	63		27982
327 FRANCE				7		647
334 ST PIERRE				1		125
335 GERMANY W		15	2124	88		17661
344 ITALY				1		149
347 JAPAN		1	67	70		6162
354 NETHRLNDS				1		788
359 NORWAY				43		5995
375 SWEDEN		10	155	15		2878
381 ALASKA				1		100
390 GERMANY E				4		6288
400 U STATES		200	62798	2073		740220
		243	69866	2533	846964	
LAUNCHES PLEASURE MOTIVE POWER					9153	
100 U KINGDOM	NO			15		12414
231 HONG KONG				1		689
335 GERMANY W				8		7274
375 SWEDEN				1		825
400 U STATES		16	96077	187	846337	
		16	96077	212	867539	
SHIPS AND VESSELS REPAIRS ON					9155	
306 BELGIUM						36961
334 ST PIERRE			3595			6606

IMPORTS INTO CANADA FOR CONSUMPTION

Articles and Countries from which Imported	MONTH OF AUGUST 1958		EIGHT MONTHS ENDED AUGUST 1958		Class Number
	Quantities	Values (\$)	Quantities	Values (\$)	
344 ITALY				2524	
381 ALASKA		3035		3035	
400 U STATES		3535		174803	
SHIPS FOREIGN BUILT COASTAL		10165		223929	
327 FRANCE	NO		1	700000	9156
VESSELS FOREIGN BUILT N O P			1	700000	
100 U KINGDOM		7636		1274629	9157
203 B E AFR		2000		2000	
231 HONG KONG				2987	
318 DENMARK				2106	
335 GERMANY W				175	
347 JAPAN				1740	
354 NETHRLNDS				79337	
375 SWEDEN				3380	
400 U STATES		10671		355996	
TRUCK TRAILERS		20307		1722350	
100 U KINGDOM	NO		14	6498	9160
400 U STATES	4	2236	379	1465933	
MOBILE HOMES		168826		1472431	
100 U KINGDOM	47	171062	393	1472431	9161
354 NETHRLNDS	NO		14	9539	
381 ALASKA		1000	1	438	
400 U STATES	1	1000	1	1000	
BUGGIES CUTTERS VEHICLES N O P	306	522163	2809	4685181	
100 U KINGDOM	307	523163	2825	4693158	9162
327 FRANCE	NO		33	3614	
335 GERMANY W	1	120	1	417	
344 ITALY			2	202	
354 NETHRLNDS			1	317	
359 NORWAY			1	100	
400 U STATES	425	31455	3114	247927	
CHILDRENS CARRIAGES AND PARTS	426	31575	3153	253192	
100 U KINGDOM	NO		2065	45934	9163
335 GERMANY W	187	4732	62	1347	
354 NETHRLNDS	45	900	281	5677	
376 SWITZRLND			2	105	
400 U STATES	91	901	3260	25242	
CHILDRENS SLEDS VEHICLES N O P	323	6533	5670	78305	
100 U KINGDOM		688		16567	9164
335 GERMANY W		1097		6041	
354 NETHRLNDS				457	
400 U STATES		19089		258507	
WAGONS AND SLEDS FARM AND PTS		20874		281572	
400 U STATES	NO		1381	266594	9166
WHEELBARROWS HAND TRUCKS CARTS	117	13836	1381	266594	
100 U KINGDOM	117	13836	1381	266594	9168
318 DENMARK	NO		1565	25381	
327 FRANCE	620	9461	57	7755	
335 GERMANY W			66	1004	
344 ITALY	1	133	81	920	
354 NETHRLNDS	105	186	105	186	
375 SWEDEN	6	1219	81	7186	
376 SWITZRLND	4	783	125	22503	
400 U STATES	4704	79366	59457	815108	
TRUCKS AND CARS N O P	5440	91148	61538	880100	
100 U KINGDOM		762		31862	9169
400 U STATES		29591		519926	
AIRCRAFT NOT OVER 1500 LB WT		30353		551788	
100 U KINGDOM	NO		1	3412	9171
400 U STATES	31	103058	271	1334799	
AIRCRAFT 1501 TO 3000 LB WT	31	103058	272	1338211	
100 U KINGDOM	NO		1	8881	9172
400 U STATES	1	8881	113	1750178	
AIRCRAFT 3001 TO 7500 LB WT	12	253257	114	1759059	
400 U STATES	13	262138	114	1759059	9173
AIRCRAFT OVER 7500 LB WEIGHT			20	1077309	
100 U KINGDOM	NO		20	1077309	9174
400 U STATES	1	149575	16	13501274	
AIRCRAFT PTS EXCLUDING ENG PTS	1	149575	12	5002013	
100 U KINGDOM		379451		4518931	9175
203 B E AFR				252	
231 HONG KONG		3260		25006	
234 AUSTRALIA		3086		7715	
304 ARGENTINA		7612		22143	
316 CUBA				1793	
327 FRANCE		100		15383	
335 GERMANY W		578		2786	
341 ICELAND				3236	
347 JAPAN		111		1981	
352 MEXICO		9251		41782	
354 NETHRLNDS		13384		54300	

IMPORTS INTO CANADA FOR CONSUMPTION

Articles and Countries from which Imported	MONTH OF AUGUST 1958		EIGHT MONTHS ENDED AUGUST 1958		Class Number
	Quantities	Values (\$)	Quantities	Values (\$)	
363 PERU		526		2930	
366 PORTUGAL		604		8143	
372 SPAIN				375	
375 SWEDEN				1488	
376 SWITZRLND				155	
381 ALASKA				7211	
400 U STATES		3766715		42566087	
		4184678		47281697	
PAINTINGS UNDER 20 DOLLARS	NO				9181
100 U KINGDOM			765	3525	
231 HONG KONG			96	192	
305 AUSTRIA	10	105	453	3087	
306 BELGIUM			252	523	
313 CHINA	48	198	73	288	
318 DENMARK	18	158	834	4147	
327 FRANCE	153	984	247	1874	
340 HUNGARY			661	3942	
344 ITALY	663	1849	1156	5529	
347 JAPAN			51	179	
352 MEXICO			15	224	
354 NETHRLNDS	276	1279	728	4102	
400 U STATES	3	52	1873	5438	
	1171	4625	7204	33050	
PAINTINGS 20 DOLLARS OR OVER					9182
100 U KINGDOM		25754		282358	
224 JAMAICA				86	
227 BAHAMAS				200	
231 HONG KONG				425	
234 AUSTRALIA				155	
305 AUSTRIA		1398		17751	
306 BELGIUM				275	
317 CZECHO S				80	
318 DENMARK		1719		15340	
327 FRANCE		17069		96101	
331 FR OCEANA				120	
335 GERMANY W		132		10604	
336 GREECE		650		6947	
338 HAITI				170	
340 HUNGARY				3638	
344 ITALY		8758		33160	
347 JAPAN				490	
352 MEXICO				5609	
354 NETHRLNDS		3718		28482	
359 NORWAY		312		1192	
360 ISRAEL				1972	
372 SPAIN				2211	
375 SWEDEN				160	
376 SWITZRLND		100		3090	
383 HAWAII		412		2582	
388 YUGO SLAV				75	
389 IRELAND				2370	
400 U STATES		85140		720246	
		145162		1305889	
STATUES AND STATUETTES N O P					9183
100 U KINGDOM		1855		19946	
203 B E AFR		259		1551	
215 INDIA				851	
217 CEYLON				983	
224 JAMAICA				318	
231 HONG KONG		1913		4980	
305 AUSTRIA		53		7002	
306 BELGIUM		156		156	
313 CHINA		419		787	
317 CZECHO S		552		655	
318 DENMARK		2183		7430	
327 FRANCE		976		11001	
335 GERMANY W		2376		12442	
336 GREECE				532	
340 HUNGARY				103	
344 ITALY		6554		28188	
347 JAPAN		6620		52335	
352 MEXICO				167	
354 NETHRLNDS		400		782	
360 ISRAEL				263	
365 POLAND				376	
366 PORTUGAL				484	
372 SPAIN				343	
375 SWEDEN		203		1018	
376 SWITZRLND				197	
378 JORDAN		50		100	
380 USSR				254	
390 GERMANY E		120		1244	
400 U STATES		9975		53286	
		34664		207774	
PORCELAIN STATUES STATUETTES					9184
100 U KINGDOM		18192		263725	
227 BAHAMAS				482	
231 HONG KONG		244		2314	
305 AUSTRIA		172		4177	
306 BELGIUM				278	
310 BULGARIA		126		126	
318 DENMARK		875		7288	
327 FRANCE		94		2533	
335 GERMANY W		11303		81592	
344 ITALY		1611		10232	
347 JAPAN		30963		229968	

IMPORTS INTO CANADA FOR CONSUMPTION

Articles and Countries from which Imported	MONTH OF AUGUST 1958		EIGHT MONTHS ENDED AUGUST 1958		Class Number
	Quantities	Values (\$)	Quantities	Values (\$)	
354 NETHRLNDS				739	
366 PORTUGAL		257		257	
372 SPAIN		120		212	
375 SWEDEN				210	
376 SWITZRLND				666	
390 GERMANY E		2217		11605	
400 U STATES		4737		25005	
		70911		641409	
MATERIAL FOR HARD METAL COMPODS					9187
100 U KINGDOM				3559	
352 MEXICO				924	
375 SWEDEN				559	
400 U STATES		24079		328284	
		24079		333326	
ARTICLES FOR FERTILIZER MFR					9191
100 U KINGDOM				860	
306 BELGIUM				88	
327 FRANCE				88	
335 GERMANY W				300	
376 SWITZRLND				863	
400 U STATES		99552		342215	
		99552		344414	
ARTICLES FOR REPRESENTATIVES					9193
100 U KINGDOM		17290		79930	
203 B E AFR				200	
207 UN SO AFR		560		2325	
215 INDIA				362	
216 PAKISTAN				100	
217 CEYLON		900		900	
223 BARBADOS				170	
225 TRINIDAD		91		455	
234 AUSTRALIA		1059		2506	
236 NEW ZEAL		100		100	
303 ARABIA		120		120	
304 ARGENTINA				2979	
305 AUSTRIA				2865	
306 BELGIUM		3000		12935	
309 BRAZIL				1157	
312 CHILE				500	
313 CHINA				2050	
314 COLOMBIA				103	
316 CUBA				3643	
317 CZECHOS		1500		20431	
318 DENMARK		1958		19287	
320 DOM REP		100		300	
326 FINLAND				1800	
327 FRANCE		845		11987	
335 GERMANY W		8866		74609	
336 GREECE				3050	
338 HAITI		137		581	
342 IRAN				75	
344 ITALY		1721		9317	
347 JAPAN		3051		12404	
352 MEXICO		150		10742	
354 NETHRLNDS		1178		58926	
355 INDONESIA		100		3150	
359 NORWAY		375		825	
360 ISRAEL		750		1836	
361 PANAMA				254	
363 PERU				2974	
364 PHIL		100		1900	
365 POLAND				9226	
366 PORTUGAL				935	
372 SPAIN				12839	
375 SWEDEN				1384	
376 SWITZRLND		6653		32062	
380 USSR		500		4295	
387 VENEZUELA		74		197	
388 YUGO SLAV				50	
389 IRELAND				305	
391 LEBANON				1000	
400 U STATES		53390		321212	
		104568		731353	
CANADIAN GOODS RETURNED					9195
100 U KINGDOM		7833		354980	
203 B E AFR				575	
205 RHOD NYAS				170	
207 UN SO AFR				8548	
215 INDIA				2316	
216 PAKISTAN				5103	
217 CEYLON				70	
220 BERMUDA		1163		3408	
221 B GUIANA				37019	
223 BARBADOS				1575	
224 JAMAICA		559		22487	
225 TRINIDAO		2888		15869	
227 BAHAMAS				1219	
228 LEEW WIND				1757	
231 HONG KONG				908	
234 AUSTRALIA		200		51367	
236 NEW ZEAL				1937	
305 AUSTRIA				797	
306 BELGIUM		250		80602	
308 BOLIVIA				400	
312 CHILE		1850		2045	
316 CUBA				5671	

IMPORTS INTO CANADA FOR CONSUMPTION

179

Articles and Countries from which Imported	MONTH OF AUGUST 1958		EIGHT MONTHS ENDED AUGUST 1958		Class Number
	Quantities	Values (\$)	Quantities	Values (\$)	
318 DENMARK		613		1527	
319 GREENLAND		5628		6807	
320 DOM REP				713	
326 FINLAND		1750		1900	
327 FRANCE		3430		17366	
328 FR AFRICA				2810	
334 ST PIERRE				935	
335 GERMANY W		14976		21914	
336 GREECE		970		1236	
344 ITALY		6500		7053	
347 JAPAN				39758	
352 MEXICO		34588		35299	
354 NETHRLNDS		916		12132	
357 NETH ANT				1075	
359 NORWAY				5432	
363 PERU				3531	
364 PHIL				16072	
372 SPAIN				250	
375 SWEDEN		450		18205	
376 SWITZRLND		350		18744	
381 ALASKA		12600		25648	
387 VENEZUELA				56122	
389 IRELAND				2171	
400 U STATES		781682		8060752	
ARMS ETC BRITISH OR NATO CTYS		879196		8956275	
100 U KINGDOM		41976		547445	9196
221 B GUIANA				1300	
224 JAMAICA				63	
234 AUSTRALIA				10210	
306 BELGIUM				200	
309 BRAZIL				15000	
316 CUBA		367		4148	
318 DENMARK		58648		75637	
326 FINLAND				177	
327 FRANCE		15943		38212	
335 GERMANY W		21650		202181	
344 ITALY		375		10332	
347 JAPAN				9869	
354 NETHRLNDS		165		16799	
357 NETH ANT				321270	
359 NORWAY				16357	
366 PORTUGAL				502	
371 THAILAND		1147		1147	
372 SPAIN				95	
375 SWEDEN				1743	
376 SWITZRLND		7353		40558	
381 ALASKA		33433		464332	
400 U STATES		1569591		13085525	
EXWAREHOUSED SHIPS STORES NOP		1750743		14863102	
100 U KINGDOM		20356		227968	9197
221 B GUIANA		60		1389	
223 BARBADOS				286	
327 FRANCE		1201		7435	
335 GERMANY W		402		1375	
344 ITALY				113	
354 NETHRLNDS		796		3072	
359 NORWAY				150	
384 P RICO				127	
400 U STATES		51387		186806	
BATTERY JARS GLASS OR RUBBER		74202		428721	
100 U KINGDOM				386	9199
335 GERMANY W				5368	
400 U STATES		97173		793566	
CASUAL DONATIONS		97173		799320	
100 U KINGDOM		182		1489	9201
220 BERMUDA				1356	
318 DENMARK				105	
335 GERMANY W				205	
347 JAPAN				100	
354 NETHRLNDS				168	
359 NORWAY				131	
400 U STATES		2252		94636	
CORSET CLASPS STEELS WIRES		2434		98190	
100 U KINGDOM				5286	9202
400 U STATES		252		35913	
FEATHERS FLOWERS ART FOR HATS		252		41199	
100 U KINGDOM		1311		2716	9204
317 CZECHO S				5031	
327 FRANCE		11977		69377	
335 GERMANY W		12032		87624	
344 ITALY		603		818	
347 JAPAN		5761		100527	
354 NETHRLNDS				139	
390 GERMANY E		5875		37425	
400 U STATES		15595		134998	
RESCUE APPARATUS		53154		438655	
100 U KINGDOM		1678		10297	9207
305 AUSTRIA				1796	
327 FRANCE				511	

IMPORTS INTO CANADA FOR CONSUMPTION

Articles and Countries from which Imported	MONTH OF AUGUST 1958		EIGHT MONTHS ENDED AUGUST 1958		Class Number
	Quantities	Values (\$)	Quantities	Values (\$)	
335 GERMANY W		2129		16360	
354 NETHRLNDS		398		1393	
400 U STATES		108046		1136212	
		112251		1166569	
MATERIALS FOR TEXTILE PRINTING					9208
100 U KINGDOM		652		13494	
400 U STATES		4904		49368	
		5556		62862	
SALTS OF THORIUM OR CERIUM					9209
400 U STATES		7238		7238	
		7238		7238	
SPURS AND STILTS					9210
100 U KINGDOM		624		5774	
400 U STATES		1394		5472	
		2018		11246	
VACCINE AND PLASMA CONTAINERS					9212
100 U KINGDOM		19609		22754	
327 FRANCE				1851	
335 GERMANY W				635	
400 U STATES		16808		127448	
		36417		152688	
GOODS FREE BY ORDER IN COUNCIL					9213
100 U KINGDOM				10701	
335 GERMANY W				813	
400 U STATES		18276		157759	
		18276		169273	
ARTICLES FOR MFR TOBACCO PIPES					9214
100 U KINGDOM		267		667	
327 FRANCE				549	
335 GERMANY W				90	
344 ITALY				650	
400 U STATES		72		7721	
		339		9677	
SAFETY GLASS SHEET ADHESIVES					9215
400 U STATES		92501		472439	
		92501		472439	
TOURIST PURCHASES DUTY FREE					9228
100 U KINGDOM		271976		908152	
202 ADEN				99	
203 B E AFR				1267	
205 RHOD NYAS				165	
208 BSA OTHE R				664	
211 NIGERIA				258	
215 INDIA		132		1931	
216 PAKISTAN				1133	
217 CEYLON				174	
218 MALAYA				250	
220 BERMUDA		22051		88323	
221 B GUIANA				544	
222 B HOND				9750	
223 BARBAOOS		506		9654	
224 JAMAICA		10060		41546	
225 TRINIDAD		167		4220	
227 BAHAMAS		2244		16525	
230 GIBRALTAR		975		1572	
231 HONG KONG		5769		13719	
232 MALTA				92	
234 AUSTRALIA		651		6499	
236 NEW ZEAL		172		615	
303 ARABIA		230		626	
304 ARGENTINA		126		918	
305 AUSTRIA		4821		13260	
306 BELGIUM		13280		31407	
308 BOLIVIA				97	
309 BRAZIL		1246		2524	
312 CHILE				276	
313 CHINA		98		98	
314 COLOMBIA				272	
316 CUBA		560		15173	
317 CZECHO S		424		1762	
318 DENMARK		4622		9078	
322 EGYPT		1548		10559	
326 FINLAND		4075		5636	
327 FRANCE		61365		195089	
334 ST PIERRE		17796		26076	
335 GERMANY W		42522		137344	
336 GREECE		239		2427	
337 GUATEMALA				201	
338 HAITI		267		1845	
340 HUNGARY		27		49	
341 ICELAND				894	
342 IRAN				107	
343 IRAQ				15	
344 ITALY		33693		101095	
345 LIBYA				65	
347 JAPAN		5726		15537	
350 LIBERIA				66	
352 MEXICO		21228		84503	
353 MOROCCO				65	
354 NETHRLNDS		22355		70761	
357 NETH ANT		110		638	
359 NORWAY		2904		5213	
360 ISRAEL		4984		12730	
361 PANAMA				394	
363 PERU		357		1271	
364 PHIL				80	

IMPORTS INTO CANADA FOR CONSUMPTION

181

Articles and Countries from which Imported	MONTH OF AUGUST 1958		EIGHT MONTHS ENDED AUGUST 1958		Class Number
	Quantities	Values (\$)	Quantities	Values (\$)	
365 POLAND		1419		3070	
366 PORTUGAL		948		6855	
367 AZORES		1334		16501	
370 ROUMANIA				43	
371 THAILAND				70	
372 SPAIN		3620		12011	
375 SWEDEN		2936		6310	
376 SWITZRLND		25533		51229	
378 JORDAN				69	
379 TURKEY		80		533	
380 USSR		175		1067	
381 ALASKA		2205		3571	
382 VIRGIN IS				155	
383 HAWAII		6133		74095	
384 P RICO		219		831	
387 VENEZUELA		171		615	
388 YUGO SLAV		417		477	
389 IRELAND		8364		16691	
391 LEBANON				498	
392 SYRIA				145	
400 U STATES		12887182		48698942	
		13500042		50749081	
CARTRIDGES SHOT GUN SHELLS					9237
100 U KINGDOM		5478		5478	
327 FRANCE		66229		66687	
335 GERMANY W		1764		2203	
344 ITALY				1284	
400 U STATES		12153		18338	
		85624		93990	
DEXTROSE SOLUTIONS THERAPEUTIC					9238
100 U KINGDOM				37114	
400 U STATES		26352		283935	
		26352		321049	
METALLIC CARTRIDGES AMMUNITION					9239
100 U KINGDOM		84		4400	
318 DENMARK				3109	
327 FRANCE				800	
335 GERMANY W		312		5823	
359 NORWAY				4114	
375 SWEDEN		4277		9665	
376 SWITZRLND				5862	
400 U STATES		7414		51792	
		12087		85565	
BLACKBOARDS OF SLATE OR PAPER					9240
344 ITALY		771		13752	
366 PORTUGAL		622		3103	
400 U STATES		27185		208062	
		28578		224917	
BIOLOGICAL PRODUCTS N O P					9242
100 U KINGDOM				18090	
234 AUSTRALIA		1886		1886	
318 DENMARK				5053	
327 FRANCE				99	
335 GERMANY W				3041	
375 SWEDEN				778	
376 SWITZRLND				1385	
380 USSR				978	
400 U STATES		135235		1472133	
		137121		1504343	
BASKETS OF ALL KINDS N O P					9243
100 U KINGDOM		86		9723	
207 UN SO AFR				225	
215 INDIA				180	
231 HONG KONG		2344		18133	
305 AUSTRIA				177	
306 BELGIUM		451		6522	
317 CZECHO S		12826		17856	
318 DENMARK		202		449	
327 FRANCE				2858	
335 GERMANY W		2354		6738	
340 HUNGARY				1202	
344 ITALY		708		7651	
347 JAPAN		8315		60925	
352 MEXICO				5355	
354 NETHRLNDS		127		363	
365 POLAND				24410	
366 PORTUGAL		1442		8825	
367 AZORES		3281		12350	
372 SPAIN				6620	
375 SWEDEN				278	
388 YUGO SLAV		655		4554	
400 U STATES		18258		167154	
		51049		362548	
COMMUNION SETS CHURCH ARTICLES					9244
100 U KINGDOM		1867		17137	
215 INDIA				121	
231 HONG KONG		1373		7128	
234 AUSTRALIA				779	
305 AUSTRIA		889		5735	
306 BELGIUM		107		3596	
313 CHINA		159		159	
317 CZECHO S		2442		44716	
318 DENMARK				69	
327 FRANCE		18513		181307	
335 GERMANY W		5403		55834	
336 GREECE				1093	

IMPORTS INTO CANADA FOR CONSUMPTION

Articles and Countries from which Imported	MONTH OF AUGUST 1958		EIGHT MONTHS ENDED AUGUST 1958		Class Number
	Quantities	Values (\$)	Quantities	Values (\$)	
344 ITALY		5 3110		3 53775	
347 JAPAN		3126		92396	
352 MEXICO				225	
354 NETHRLNDS		314		1321	
360 ISRAEL				1725	
365 POLAND				300	
366 PORTUGAL				1876	
372 SPAIN		133		3094	
376 SWITZRLND		649		1884	
378 JORDAN				352	
389 IRELAND				4190	
390 GERMANY E		163		163	
400 U STATES		31781		366085	
		120029		1145060	
CARTRIDGE CASES GUN WADS CAPS					9246
100 U KINGDOM				6949	
375 SWEDEN		400		1064	
400 U STATES		1078		26958	
		1478		34971	
AMMUNITION N O P					9247
100 U KINGDOM		5286		102381	
335 GERMANY W		599		11900	
359 NORWAY				135	
375 SWEDEN		1798		1798	
400 U STATES		57016		222845	
		64699		339059	
ELECTRICAL ENERGY	MKWH				9249
400 U STATES	22207	94199	138592	655032	
	22207	94199	138592	655032	
ICE					9251
400 U STATES		1966		3544	
		1966		3544	
INCUBATORS BROODERS AND PARTS	NO				9252
100 U KINGDOM			2	354	
400 U STATES	521	67892	15478	831646	
	521	67892	15480	832000	
IRON SAND PRESSURE BLASTING					9253
100 U KINGDOM		6481		16772	
400 U STATES		31334		512207	
		37815		528979	
BALL POINT PENS AND PARTS					9254
100 U KINGDOM		4489		55950	
306 BELGIUM				265	
318 DENMARK		218		218	
327 FRANCE				228	
335 GERMANY W		515		10676	
344 ITALY		609		14303	
347 JAPAN		2216		9314	
360 ISRAEL		300		3831	
376 SWITZRLND				195	
400 U STATES		180089		1529808	
		188436		1624788	
ALABASTER SPAR AMBER ORNAMENTS					9255
100 U KINGDOM		13846		124834	
215 INDIA				316	
231 HONG KONG				1561	
305 AUSTRIA		396		1770	
306 BELGIUM		502		708	
317 CZECHO S				72	
318 DENMARK		402		1031	
327 FRANCE		1513		7589	
335 GERMANY W		16258		49627	
344 ITALY		6082		31030	
347 JAPAN		44923		172759	
352 MEXICO				594	
354 NETHRLNDS				519	
365 POLAND		1630		35964	
372 SPAIN				153	
375 SWEOEN				60	
376 SWITZRLND		65		65	
390 GERMANY E		18937		36716	
400 U STATES		21768		134260	
		126322		599628	
MACHINE CARO CLOTHING					9256
100 U KINGDOM		16464		98067	
306 BELGIUM				290	
335 GERMANY W				642	
376 SWITZRLNO		374		374	
400 U STATES		6395		68571	
		23233		167944	
PENCILS LEAD NON PROPELLING	GROSS				9257
100 U KINGDOM	1488	4385	5202	16096	
305 AUSTRIA	46	490	305	779	
313 CHINA	3000	1770	4000	2525	
317 CZECHO S	125	161	5024	6341	
335 GERMANY W	1244	1974	7155	20908	
347 JAPAN	356	418	10710	10880	
400 U STATES	1592	7352	13862	46990	
	7851	16550	46258	104519	
PENCILS LEAD N O P					9258
100 U KINGDOM		126		3021	
318 DENMARK		401		4098	
327 FRANCE				50	
335 GERMANY W		442		4057	
344 ITALY		63		63	
347 JAPAN				1543	

IMPORTS INTO CANADA FOR CONSUMPTION

183

Articles and Countries from which Imported	MONTH OF AUGUST 1958		EIGHT MONTHS ENDED AUGUST 1958		Class Number
	Quantities	Values (\$)	Quantities	Values (\$)	
376 SWITZRLND				114	
400 U STATES		8036		53067	
PENS FOUNTAIN EXCPT BALL POINT		9068		66013	9259
100 U KINGDOM				863	
335 GERMANY W		83		4295	
340 HUNGARY		147		147	
344 ITALY		6609		67385	
347 JAPAN				2735	
400 U STATES		14092		58269	
PENS N O P PENHOLDERS RULERS		20931		133694	9260
100 U KINGDOM		3231		25909	
231 HONG KONG				1477	
335 GERMANY W		888		14363	
344 ITALY				735	
347 JAPAN				2504	
400 U STATES		17562		145257	
PRECIOUS STONES NOT MOUNTED		21681		190245	9262
100 U KINGDOM		20777		158673	
215 INDIA		1084		5947	
217 CEYLON				451	
231 HONG KONG		69		45399	
234 AUSTRALIA				554	
305 AUSTRIA		44662		192824	
306 BELGIUM				102	
309 BRAZIL				62	
313 CHINA				1627	
314 COLOMBIA				267	
317 CZECHOS		11927		37833	
327 FRANCE		532		22420	
335 GERMANY W		19839		156910	
344 ITALY				314	
347 JAPAN		61610		288493	
352 MEXICO		581		3656	
354 NETHRLNDS				220	
371 THAILAND		434		3470	
372 SPAIN				1851	
376 SWITZRLND		655		10564	
400 U STATES		50238		303062	
PULLEYS BELT POWER TRANS NOP		212408		1234699	9263
100 U KINGDOM		1104		23053	
327 FRANCE				310	
335 GERMANY W				243	
347 JAPAN				603	
354 NETHRLNDS		112		1635	
375 SWEDEN				346	
376 SWITZRLND				116	
400 U STATES		59048		473977	
SETTLERS EFFECTS		60264		500283	9264
100 U KINGDOM		391740		3126438	
202 ADEN				670	
203 B E AFR		3750		18311	
205 RHOD NYAS		1812		12029	
207 UN SO AFR		13895		78797	
208 BSA OTHER				4250	
211 NIGERIA				1204	
213 BWA OTHER				908	
215 INDIA		1644		19433	
216 PAKISTAN				6067	
217 CEYLON		135		4420	
218 MALAYA		9635		24358	
220 BERMUDA		2600		16360	
221 B GUIANA				10836	
223 BARBADOS				1815	
224 JAMAICA		3081		43901	
225 TRINIDAD		5260		16821	
227 BAHAMAS				7953	
228 LEEW WIND				2575	
229 FALKLAND				1548	
231 HONG KONG		12062		62907	
232 MALTA		3720		19115	
234 AUSTRALIA		15159		86938	
235 FIJI		250		550	
236 NEW ZEAL		7925		37820	
303 ARABIA				1025	
304 ARGENTINA		300		46880	
305 AUSTRIA		17100		78341	
306 BELGIUM		9157		105932	
307 BEL CONGO		50		850	
308 BOLIVIA				1348	
309 BRAZIL		3622		25089	
311 BURMA				182	
312 CHILE		165		1165	
313 CHINA		200		300	
314 COLOMBIA		1525		3175	
316 CUBA		4060		5060	
317 CZECHOS				3715	
318 DENMARK		16590		166796	
320 DOM REP		500		500	
321 ECUADOR		2588		2688	
322 EGYPT		2165		18948	
326 FINLAND		12910		44115	

IMPORTS INTO CANADA FOR CONSUMPTION

Articles and Countries from which Imported	MONTH OF AUGUST 1958		EIGHT MONTHS ENDED AUGUST 1958		Class Number
	Quantities	Values (\$)	Quantities	Values (\$)	
327 FRANCE		4 441 1		29 435 1	
328 FR AFRICA		1 650		19 475	
329 INDOCHINA		509		509	
332 FR W IND		500		500	
334 ST PIERRE				200	
335 GERMANY W		2 671 44		18 352 68	
336 GREECE		7 699		29 622	
337 GUATEMALA				2 220	
338 HAITI				2 000	
340 HUNGARY		1 219 5		79 670	
341 ICELAND				5 400	
342 IRAN				17 35	
343 IRAQ				33 24	
344 ITALY		3 293 9		18 471 3	
345 LIBYA		389		9 53	
347 JAPAN		6 280		18 980	
348 KOREA				31 38	
349 LATVIA				100	
352 MEXICO				62 22	
353 MOROCCO		1 700		38 549	
354 NETHRLNDS		18 426 4		177 390 1	
355 INDONESIA		9 56		1 511 4	
357 NETH ANT		4 650		17 424	
358 NICARAGUA		2 500		2 500	
359 NORWAY		4 450		40 844	
360 ISRAEL		6 020		53 989	
361 PANAMA				7 905	
363 PERU				5 93	
364 PHIL				5 450	
365 POLAND		4 128		67 378	
366 PORTUGAL		27 5		1 550 8	
370 ROUMANIA				4 50	
372 SPAIN		3 50		16 725	
375 SWEDEN		39 777		121 562	
376 SWITZRLND		11 555		158 262	
379 TURKEY		4 250		17 440	
381 ALASKA				22 830	
383 HAWAII				9 800	
386 URUGUAY				19 350	
387 VENEZUELA		1 015		24 783	
388 YUGO SLAV		208		9 618	
389 IRELAND		8 50		70 83	
391 LEBANON		2 595 0		49 255	
400 U STATES		18 634 64		138 301 38	
		30 736 78		229 269 64	
SHOW CASES AND METAL PARTS					9 265
100 U KINGDOM		20 2		20 2	
327 FRANCE				15 74	
335 GERMANY W		28 9		37 99	
347 JAPAN		5 58		5 58	
400 U STATES		24 06 2		21 440 8	
		25 111 1		22 054 1	
SIGNS LETTERS OTHER THAN PAPER					9 266
100 U KINGDOM		1 278		28 174	
306 BELGIUM		84 1		23 99	
318 DENMARK				5 91	
327 FRANCE		80 1		88 3	
335 GERMANY W		300		30 56	
344 ITALY				7 5	
347 JAPAN		22 5		19 97	
375 SWEDEN		28 5		28 5	
376 SWITZRLND				13 62	
381 ALASKA		3 54 5		3 59 5	
400 U STATES		6 658 7		55 132 1	
		7 386 2		59 373 8	
MEASURING RULES AND TAPES					9 267
100 U KINGDOM		11 48 7		65 88 6	
231 HONG KONG		6 2		48 9	
317 CZECHO S		34 3		14 00	
335 GERMANY W		80 3 8		50 46 9	
344 ITALY				49 9	
347 JAPAN		48 5		17 34	
354 NETHRLNDS				8 36	
375 SWEDEN				41 2	
376 SWITZRLND				2 64	
400 U STATES		29 12 7		33 278 5	
		49 54 2		45 477 4	
WASTE AND JUNK N O P					9 269
100 U KINGDOM	CWT	54	26 9	48 1	2 48 1
400 U STATES		61 28 9	13 500	24 335 6	87 44 6
		61 34 3	13 76 9	24 383 7	89 92 7
WAX VEGETABLE AND MINERAL NDP					9 270
100 U KINGDOM	LB			3 370	14 54
309 BRAZIL		59 18 5	45 230	89 925 9	64 417 1
314 COLOMBIA				500	2 31
317 CZECHO S				32 628	52 53
335 GERMANY W				35 067	19 921
352 MEXICO		1 22 5	63 5	22 083	11 820
390 GERMANY E		22 000	3 65 6	45 10 5	82 34
400 U STATES		72 17 6	52 08 1	83 420 9	59 841 9
		154 58 6	101 60 2	187 222 1	128 950 3
WAX AND MANUFACTURES N O P					9 271
100 U KINGDOM			38 3		29 14
335 GERMANY W					30 977
344 ITALY					7 53
354 NETHRLNDS			7 8		7 8

IMPORTS INTO CANADA FOR CONSUMPTION

1P5

Articles and Countries from which Imported	MONTH OF AUGUST 1958		EIGHT MONTHS ENDED AUGUST 1958		Class Number
	Quantities	Values (\$)	Quantities	Values (\$)	
390 GERMANY E				612	
400 U STATES		16754		275736	
		17215		311070	
UNENUMERATED ARTICLES					9274
SHIPMENTS UNDER 50 DOLLARS					9275
100 U KINGDOM		119095		925135	
203 B E AFR		42		396	
205 RHOD NYAS		56		270	
207 UN SO AFR		158		1323	
208 BSA OTHER		7		132	
210 GHANA				20	
211 NIGERIA				7	
213 BWA OTHER				7	
215 INDIA		476		4658	
216 PAKISTAN		29		570	
217 CEYLON		20		234	
218 MALAYA		34		460	
220 BERMUDA		428		1901	
221 B GUIANA		168		762	
222 B HOND		180		1918	
223 BARBADOS		137		1147	
224 JAMAICA		300		4344	
225 TRINIDAD		145		1049	
227 BAHAMAS		94		471	
230 GIBRALTAR		2		5	
231 HONG KONG		8632		76190	
232 MALTA				276	
234 AUSTRALIA		798		7423	
235 FIJI				12	
236 NEW ZEAL		314		931	
304 ARGENTINA		111		804	
305 AUSTRIA		1852		14446	
306 BELGIUM		3317		23906	
307 BEL CONGO				8	
308 BOLIVIA		3		6	
309 BRAZIL		3		352	
310 BULGARIA				8	
312 CHILE		35		3182	
313 CHINA		144		1047	
314 COLOMBIA		75		335	
315 C RICA		69		272	
316 CUBA		425		4246	
317 CZECHOS		1024		6863	
318 DENMARK		4378		23567	
319 GREENLAND				92	
320 DOM REP				184	
321 ECUADOR		161		1274	
322 EGYPT		64		434	
324 ESTONIA				36	
325 ETHIOPIA				153	
326 FINLAND		356		2490	
327 FRANCE		15266		119478	
328 FR AFRICA		203		280	
329 INDOCHINA				127	
334 ST PIERRE		245		586	
335 GERMANY W		35942		258556	
336 GREECE		629		3051	
337 GUATEMALA		196		2063	
338 HAITI		58		342	
339 HONDURAS		28		794	
340 HUNGARY		323		2500	
341 ICELAND				112	
342 IRAN				30	
343 IRAQ				12	
344 ITALY		13182		67084	
347 JAPAN		17554		132137	
348 KOREA				1	
349 LATVIA		5		31	
351 LITHUANIA		7		17	
352 MEXICO		575		11369	
353 MOROCCO				483	
354 NETHRLNDS		8964		64323	
355 INDONESIA		5		193	
356 SURINAM				55	
357 NETH ANT				171	
358 NICARAGUA				85	
359 NORWAY		652		7230	
360 ISRAEL		33		1194	
361 PANAMA				414	
362 PARAGUAY				16	
363 PERU				120	
364 PHIL				52	
365 POLAND		188		1258	
366 PORTUGAL		416		3637	
367 AZORES		117		561	
369 PORT ASIA				9	
370 ROUMANIA				71	
371 THAILAND		10		197	
372 SPAIN		574		5441	
373 CANARY IS				35	
375 SWEDEN		2758		23218	
376 SWITZRLND		6718		44973	
378 JORDAN		37		47	
379 TURKEY				205	
380 USSR		101		1755	

IMPORTS INTO CANADA FOR CONSUMPTION

Articles and Countries from which Imported	MONTH OF AUGUST 1958		EIGHT MONTHS ENDED AUGUST 1958		Class Number
	Quantities	Values (\$)	Quantities	Values (\$)	
381 ALASKA		6082		20283	
383 HAWAII		428		2795	
384 PERICO		546		2924	
387 VENEZUELA		100		288	
388 YUGO SLAV		87		991	
389 IRELAND		158		1553	
390 GERMANY E		567		1940	
391 LEBANON				512	
392 SYRIA				177	
393 TAIWAN		22		327	
400 U STATES		3866456		33437174	
		4122364		35336623	

Value, Price and Volume Indexes of Imports for Consumption

The following table gives index numbers of the declared (statistical) value of imports for consumption by months, and of the unit value (price) and volume of these imports. The value index expresses the value of imports in a given month as a percentage of the monthly average in the base year. The price index is of the fixed-weight aggregative (Laspeyres) type, and combines unit values calculated from the monthly import statistics with specified wholesale or other price quotations. These latter quotations are used where inadequate quantity reporting or insufficiently homogeneous items in the trade statistics prevent the obtaining of sufficiently representative unit value series. The volume index is derived by dividing the value index by the corresponding price index, and is, therefore, of the currently-weighted (Paasche) type. These indexes are computed with 1948 as an interim reference base pending conversion to the Bureau's official post-war reference base (1949).

In computing the price index certain adjustments were made to the regular grouping of commodities used in the trade statistics, and all three indexes are presented on the basis of these adjusted groups. The chief adjustments are as follows: the two groups "agricultural and vegetable products" and "animals and animal products" have been combined into one group now titled "agricultural and animal products"; the sub-group "rubber and its products" (1678-1732) and the item "advertising matter" (4291) have been transferred to the "miscellaneous products" group; the item "arms, etc., British or N.A.T.O. countries" (9196) has been deducted from the "miscellaneous products" total and the grand total; three "ships" items (9155-57) have been transferred to the "iron and steel and their products" group; and a few other adjustments designed to improve group classification by component material have been made.

These indexes are currently computed from the original data for months, quarters and calendar years. Approximate indexes for other periods may be obtained by averaging the monthly values. Although such indexes will be less accurate than would result from a separate computation based on the original data, the margin of error is insufficient to necessitate a lengthy separate computation.

A complete record of these series by months for the post-war period is published in issues of Volume I of the annual report "Trade of Canada". Some additional commodity information appears in issues of the "Review of Foreign Trade". Details of the computation of the price indexes are given in D.B.S. Reference Paper, No. 8, 1950, titled "Export and Import Price Indexes by Months, July, 1945 - June, 1950 (1948=100)".

MONTHLY INDEX NUMBERS OF DECLARED VALUES, PRICES AND PHYSICAL VOLUME OF IMPORTS FOR CONSUMPTION, BY GROUPS

Interim base, 1948 = 100

Month	Total			Agricultural and Animal Products			Fibres and Textiles			Wood Products and Paper			
	1956	1957	1958	1956	1957	1958	1956	1957	1958	1956	1957	1958	
INDEX OF DECLARED VALUES													
1	January	183.2	208.2	179.9	132.2	155.0	148.9	126.0	122.7	111.0	278.9	319.2	292.9
2	February	183.5	195.5	165.1	137.5	136.4	133.7	126.0	124.2	101.7	313.1	305.6	289.0
3	March	210.0	212.8	193.6	137.7	145.4	151.6	125.5	126.2	120.1	307.7	311.6	357.1
4	April	240.0	243.8	204.0	156.2	180.2	181.8	132.7	134.1	120.8	311.4	330.5	298.0
5	May	248.0	251.4	220.1	190.3	210.1	209.4	131.3	126.0	115.1	330.3	320.6	313.3
6	June	221.6	206.1	202.7	177.6	168.8	181.6	102.7	106.5	106.4	306.8	264.7	330.2
7	July	218.1	217.4	195.7	171.0	174.0	170.6	106.1	105.5	109.2	326.3	291.5	315.1
8	August	212.9	213.1	176.4	163.2	174.9	177.2	121.0	117.4	102.3	322.6	347.8	307.4
9	September	196.2	200.3		154.3	173.6		97.2	102.5		315.1	299.5	
10	October	245.3	217.4		212.9	216.3		125.0	116.9		357.1	327.5	
11	November	236.3	204.3		211.7	191.0		136.3	113.5		327.7	298.2	
12	December	181.0	178.3		162.0	174.8		95.4	103.1		249.9	286.8	
AI	Annual Index	214.7	212.4		167.2	175.0		118.8	116.6		312.2	308.6	
INDEX OF PRICES													
1	January	113.4	115.1	119.6	98.7	101.1	102.5	92.7	92.1	95.1	122.8	123.6	139.8
2	February	113.8	116.1	119.1	99.4	100.4	101.6	93.5	92.4	95.6	123.1	123.4	139.2
3	March	114.4	116.7	118.7	98.7	102.6	101.8	93.4	90.5	93.9	123.5	124.0	138.8
4	April	113.8	117.5	118.1	100.0	106.3	102.8	90.0	89.3	89.7	123.5	124.3	138.4
5	May	113.1	116.7	116.8	100.3	106.7	103.0	88.2	90.2	84.4	124.0	125.4	138.1
6	June	113.5	116.6	115.4	104.0	108.0	101.3	88.1	89.5	83.7	124.4	125.6	137.5
7	July	112.4	115.9	114.7r	101.5	106.5	101.2	88.6	88.3	82.3r	124.2	126.5	138.4
8	August	112.4	116.0	115.0	101.9	106.4	102.0	87.7	90.5	82.2	124.3	126.7	138.3
9	September	112.0	116.7		101.7	102.6		86.2	89.7		124.4	127.5	
10	October	112.8	117.3		100.4	104.1		88.3	89.8		123.9	128.1	
11	November	113.0	116.9		99.1	100.9		89.1	91.0		123.6	128.0	
12	December	113.5	118.0		100.0	99.6		90.2	94.7		123.3	129.2	
AI	Annual Index	113.0	116.6		99.8	104.0		89.2	90.2		123.8	126.0	
INDEX OF PHYSICAL VOLUME													
1	January	161.6	180.9	150.4	133.9	153.3	145.3	135.9	133.2	116.7	227.1	258.3	209.5
2	February	161.2	168.4	138.6	138.3	135.9	131.6	134.8	134.4	106.4	254.3	247.6	207.6
3	March	183.6	182.3	163.1	139.5	141.7	148.9	134.4	139.4	127.9	249.1	251.3	257.3
4	April	210.9	207.5	172.7	156.2	169.5	176.8	147.4	150.2	134.7	252.1	265.9	215.3
5	May	219.3	215.4	188.4	189.7	196.9	203.3	148.9	139.7	136.4	266.4	255.7	226.9
6	June	195.2	176.8	175.6	170.8	156.3	179.3	116.6	119.0	127.1	246.6	210.7	240.1
7	July	194.0	187.6	170.6r	168.5	163.4	168.6	119.8	119.5	132.7r	262.7	230.4	227.7
8	August	189.4	183.7	153.4	160.2	164.4	173.7	138.0	129.7	124.5	259.5	274.5	222.3
9	September	175.2	171.6		151.7	169.2		112.8	114.3		253.3	234.9	
10	October	217.5	185.3		212.1	207.8		141.6	130.2		288.2	255.7	
11	November	209.1	174.8		213.6	189.3		153.0	124.7		265.1	233.0	
12	December	159.5	151.1		162.0	175.5		105.8	108.9		202.7	222.0	
AI	Annual Index	190.0	182.2		167.5	168.3		133.2	129.3		252.2	244.9	

r - revised

MONTHLY INDEX NUMBERS OF DECLARED VALUES, PRICES AND PHYSICAL VOLUME OF IMPORTS FOR CONSUMPTION, BY GROUPS

Interim base, 1948 = 100

Iron and Steel and their Products			Non-Ferrous Metals and their Products			Non-Metallic Minerals and their Products			Chemicals and Fertilizers			Miscellaneous Products			
1956	1957	1958	1956	1957	1958	1956	1957	1958	1956	1957	1958	1956	1957	1958	
INDEX OF DECLARED VALUES															
229.7	289.2	223.4	269.9	321.4	259.5	112.1	113.2	101.1	212.5	223.7	210.1	341.9	329.8	358.8	1
234.2	269.8	203.6	274.7	275.2	249.7	97.3	101.9	94.5	224.6	250.7	195.9	338.4	332.9	313.4	2
311.7	301.3	253.0	297.5	308.9	279.7	92.0	104.3	90.4	232.6	242.9	238.1	395.0	404.5	385.7	3
356.4	353.8	268.1	332.6	320.8	281.2	113.7	119.5	87.7	282.4	279.4	263.3	458.0	451.3	424.5	4
346.9	346.4	274.7	350.8	346.6	314.6	133.5	140.2	116.2	288.9	285.2	284.4	446.6	452.3	438.9	5
303.5	272.1	248.8	330.2	291.4	313.2	132.6	128.2	111.7	246.3	229.7	269.2	378.8	376.0	386.0	6
284.4	282.1	226.1	336.2	322.5	281.0	133.5	145.3	127.9	251.7	224.4	236.0	404.4	402.7	407.3	7
246.9	246.7	181.1	338.6	306.9	249.7	158.8	144.4	111.9	227.2	252.8	227.5	412.8	453.2	408.2	8
243.2	224.3		315.0	342.2		132.3	134.5		213.4	251.6		362.7	408.6		9
310.5	233.8		392.2	342.0		150.5	154.2		267.2	266.3		436.2	407.1		10
300.0	229.8		359.8	339.7		145.1	139.5		262.5	246.5		381.1	365.5		11
235.7	202.7		263.9	283.9		111.8	109.9		197.0	212.0		296.8	327.1		12
283.6	271.0		321.8	316.8		126.1	127.9		242.2	247.1		387.7	392.6		AI
INDEX OF PRICES															
132.0	136.5	145.2	131.9	134.5	136.3	101.6	104.8	108.9	112.2	110.8	112.6	128.8	115.4	110.1	1
132.9	136.8	144.7	132.2	135.6	135.9	101.3	108.8	107.8	112.3	110.9	113.4	127.7	116.5	109.7	2
133.4	136.9	144.4	132.5	135.4	135.2	103.8	110.6	108.0	112.7	111.0	112.4	126.8	117.3	109.2	3
133.3	137.4	143.1	132.6	136.0	136.0	103.4	112.2	109.0	112.8	111.6	111.5	123.0	112.6	108.0	4
133.1	136.9	142.4	133.5	135.1	134.3	102.3	109.2	108.4	112.1	110.7	111.3	118.9	112.1	106.2	5
132.8	136.5	141.6	134.0	135.2	132.2	102.2	108.8	105.3	111.7	110.1	112.1	117.6	112.7	105.5	6
132.7	136.3	141.2	132.4	134.8	129.2r	100.4	107.6	104.9r	111.4	109.5	112.4	113.6	112.0	102.4	7
132.8	136.4	141.9	132.4	133.9	128.6	101.4	106.7	104.9	111.1	110.4	111.2	111.7	112.0	103.9	8
132.4	139.2		131.8	133.9		101.0	108.7		111.3	111.4		112.8	112.4		9
134.1	140.6		132.6	133.7		101.3	108.7		110.8	111.6		114.5	112.3		10
134.3	140.6		134.1	133.8		102.4	108.4		109.9	111.5		113.9	112.1		11
134.9	143.4		134.2	135.2		102.6	108.1		110.8	111.2		112.8	111.4		12
133.2	138.1		132.8	134.4		102.0	108.5		111.7	110.9		118.3	113.2		AI
INDEX OF PHYSICAL VOLUME															
174.0	211.9	153.9	204.6	239.0	190.4	110.3	108.0	92.8	189.4	201.9	186.6	265.5	285.8	325.9	1
176.2	197.2	140.7	207.8	202.9	183.7	96.1	93.7	87.7	200.0	226.1	172.8	265.0	285.8	285.7	2
233.7	220.1	175.2	224.5	228.1	206.9	88.6	94.3	83.7	206.4	218.8	211.8	311.5	344.8	353.2	3
267.4	257.5	187.4	250.8	235.9	206.8	110.0	106.5	80.5	250.4	250.4	236.1	372.4	400.8	393.1	4
260.6	253.0	192.9	262.8	256.6	234.3	130.5	128.4	107.2	257.7	257.6	255.5	375.6	403.5	413.3	5
228.5	199.3	175.7	246.4	215.5	236.9	129.7	117.8	106.1	220.5	208.6	240.1	322.1	333.6	365.9	6
214.3	207.0	160.1	253.9	239.2	217.5r	133.0	135.0	121.9r	225.9	204.9	210.0	356.0	359.6	397.8	7
185.9	180.9	127.6	255.7	229.2	194.2	156.6	135.3	106.7	204.5	229.0	204.6	369.6	404.6	392.9	8
183.7	161.1		239.0	255.6		131.0	123.7		191.7	225.9		321.5	363.5		9
231.5	166.3		295.8	255.8		148.6	141.9		241.2	238.6		381.0	362.5		10
223.4	163.4		268.3	253.9		141.7	128.7		238.9	221.1		334.6	326.0		11
174.7	141.4		196.6	210.0		109.0	101.7		177.8	190.6		263.1	293.6		12
212.9	196.2		242.3	235.7		123.6	117.9		216.8	222.8		327.7	346.8		AI

CATALOGUE No.

65-007

MONTHLY



TRADE OF CANADA

IMPORTS

SEPTEMBER, 1958

AND

NINE MONTHS ENDED SEPTEMBER, 1958

DOMINION BUREAU OF STATISTICS

International Trade Division

External Trade Section

IMPORTS INTO CANADA FOR CONSUMPTION

Changes affecting Previous Reports
 Cumulative Totals adjusted in September Report

1958
 Import
 List No. 8

MONTH OF APRIL, 1958

Class Number

3563 - Deduct from Austria	115 doz.	\$ 1,197
3561 - Add to Austria	115 doz.	\$ 1,197
*5183 - Deduct from United States	127 cwt.	\$ 4,445
*5186 - Add to United States	15 cwt.	\$ 2,091
*5188 - Add to United States	112 cwt.	\$ 2,354
7161 - Deduct from United States	1,123,597 gal.	\$244,744
7185 - Add to United States	1,123,597 gal.	\$244,744

Month of May, 1958

7164 - Deduct from United States	2,074,700 gal.	\$434,081
7161 - Add to United States	2,074,700 gal.	\$434,081

Month of June, 1958

6023 - Deduct from Germany, West	857 cwt.	\$ 26,209
6119 - Add to Germany, West	-	\$ 26,209
7171 - Deduct from Venezuela	4,095,322 gal.	\$385,624
7172 - Add to Venezuela	595,322 gal.	\$ 56,057
7174 - Add to Venezuela	3,500,000 gal.	\$329,567

Month of July, 1958

18 - Deduct from Australia	32,390 lb.	\$ 11,983
57 - Add to Australia	32,390 lb.	\$ 11,983
3460 - Deduct from United Kingdom	3,243 lb.	-
7161 - Deduct from United States	1,309,207 gal.	\$265,335
7185 - Add to United States	1,309,207 gal.	\$265,335

* See blue pages at front of report.

1907



AMERICAN
SOCIETY

1907

1907

1907

DOMINION BUREAU OF STATISTICS
International Trade Division
External Trade Section

TRADE OF CANADA

IMPORTS

SEPTEMBER, 1958

AND

NINE MONTHS ENDED SEPTEMBER, 1958

Published by Authority of
The Honourable Gordon Churchill, Minister of Trade and Commerce

7502-505-98

Price \$7.50 a year
Single copies 75 cents

Vol. 15, No. 9

100

TABLE OF CONTENTS

	Page
EXPLANATORY NOTES	2
KEY TO ABBREVIATIONS OF COUNTRIES.....	3
 SUMMARY TABLES:	
Imports into Canada for Consumption, by Countries	4
Imports into Canada for Consumption, by Main Groups	6
 DETAILED TABLES:	
Imports for Consumption, by Articles and Countries:	
Agricultural and Vegetable Products (except Chemicals, Fibres and Wood):	Class Number
A – Mainly Food	1 to 390
B – Other than Food	1501 to 1846
Animals and Animal Products (except Chemicals and Fibres).....	2012 to 2348
Fibres, Textiles and Textile Products	3001 to 3576
Wood, Wood Products and Paper	4002 to 4311
Iron and Its Products	5001 to 5738
Non-Ferrous Metals and Their Products (except Gold)	6001 to 6260
Non-Metallic Minerals and Their Products (except Chemicals).....	7001 to 7304
Chemicals and Allied Products	8001 to 8950
Miscellaneous Commodities	9000 to 9275

VALUE AND VOLUME at end of report

EXPLANATORY NOTES

1. **Source of Data.** Statistics of imports are based upon the declarations of importers (import entries) as subsequently checked by customs officials.
2. **Valuation.** The value of goods imported is the value as determined for customs duty purposes. In most cases this corresponds to the value shown on the invoice accompanying the goods, converted to Canadian dollars at authorized exchange rates (usually the commercial rate prevailing on the date at which the goods were actually despatched to Canada), and excluding such charges as freight, insurance, handling and taxes. In effect, therefore, import values are taken f.o.b. point of shipment in the country of export.
3. **Units of Quantity.** Weight, where shown, is the net weight of the goods, excluding the weight of such packing as is required for shipment, except in certain special cases otherwise defined in the Customs Tariff. The expression "ton" means 2,000 pounds, and "cwt." 100 pounds, avoirdupois. Where other units of quantity are used, Imperial standards apply.

In this report are items such as "engines, gas, n.o.p., and parts" which show a quantity in "number" as well as value. In these items the "number" refers only to the number of substantially complete articles imported, while the value includes also the value of any parts of the article imported. For such items the average value per unit cannot be ascertained.

4. **Coverage.** Statistics of imports include all goods which enter Canada and are cleared by customs officials for domestic sale or use. The series, therefore, includes goods which are cleared by customs immediately on entry into the country, and goods cleared out of customs warehouses; but excludes goods placed in customs warehouses on entering the country. The technical phrase "Imports entered for consumption" which is sometimes used to describe Canadian import statistics does not imply that all imports will actually be consumed in Canada, but only that they are free to be so consumed without further customs formalities.
5. **Exclusions.** Import statistics exclude gold, but include gold products where the value of the gold content is less than 80% of the value of the article. A small amount of gold scrap in the form of jewellers' sweepings is also included. Some goods for the use of United States forces stationed at treaty bases in Canada are excluded, as are ships of British construction and registry imported for use in Canada, ships purchased for use in foreign trade, bunker supplies and ships' stores purchased by Canadian vessels abroad, temporary imports for exhibition or competition, and Canadian-owned military equipment returned to Canada.
6. **Countries Credited.** Imports are usually credited to the country from which the goods were consigned to Canada. The country of consignment is the country from which goods have come to Canada without interruption of transit except in the course of transfer from one means of conveyance to another.

An exception to this rule is made in the case of imports of goods originating in Central or South America (including the Antilles and Bermuda) which are consigned to Canada from the United States. This class of imports is credited to the country in which the goods originated.
7. **Time Periods.** Import statistics for any month include all goods declared on import entries received at the Bureau of Statistics during the calendar month in question.
8. **Abbreviations.** Many descriptions of countries and articles used in this report are abbreviated or incomplete because of mechanical limitations. A key to abbreviations of countries appears in this report, and full descriptions of all articles appear in Volume III of the annual report "Trade of Canada". The letters "N.O.P." mean "not otherwise provided for".
9. **Revisions.** All statistics in this report are subject to revision. Revisions to previous reports are published on the coloured pages at the beginning of each monthly report.

KEY TO ABBREVIATIONS OF COUNTRIES

Note:— The classification of Countries with a statement of the territorial limits used for statistical purposes will be found in Volume I of the Annual Report of the Trade of Canada.

Aden	Aden	Ireland	Ireland
Afghan	Afghanistan	Israel	Israel
Alaska	Alaska	Ital Afr	Italian Africa
Albania	Albania	Italy	Italy
Virgin Is	American Virgin Islands	Jamaica	Jamaica
Arabia	Arabia	Japan	Japan
Argentina	Argentina	Jordan	Jordan
Australia	Australia	Korea	Korea
Austria	Austria	Latvia	Latvia
Azores	Azores and Madeira	Lebanon	Lebanon
Bahamas	Bahamas	Leew Wind	Leeward and Windward Islands
Barbados	Barbados	Liberia	Liberia
Bel Congo	Belgian Congo	Libya	Libya
Belgium	Belgium and Luxembourg	Lithuania	Lithuania
Bermuda	Bermuda	Madagascar	Madagascar
Bolivia	Bolivia	Malaya	Malaya and Singapore
Brazil	Brazil	Malta	Malta
B E Afr	British East Africa	Mauritius	Mauritius and Seychelles
B Guiana	British Guiana	Mexico	Mexico
B Hond	British Honduras	Morocco	Morocco
Bulgaria	Bulgaria	Nethrlnds	Netherlands
Burma	Burma	Neth Ant	Netherlands Antilles
Canary Is	Canary Islands	New Zeal	New Zealand
Ceylon	Ceylon	Nicaragua	Nicaragua
Chile	Chile	Nigeria	Nigeria
China	China, except Taiwan	Norway	Norway
Colombia	Colombia	B E I Other	Other British East Indies
C Rica	Costa Rica	B Oceania	Other British Oceania
Cuba	Cuba	B S A Other	Other British South Africa
Czecho S	Czechoslovakia	B W A Other	Other British West Africa
Denmark	Denmark	Pakistan	Pakistan
Dom Rep	Dominican Republic	Panama	Panama
Ecuador	Ecuador	Paraguay	Paraguay
Egypt	Egypt	Peru	Peru
El Salvd	El Salvador	Phil	Philippines
Estonia	Estonia	Poland	Poland
Ethiopia	Ethiopia	Portugal	Portugal
Falkland	Falkland Islands	Port E Af	Portuguese East Africa
Finland	Finland	Port W Af	Portuguese West Africa
Fiji	Fiji	Port Asia	Portuguese Asia
France	France	P Rico	Puerto Rico
Fr Africa	French Africa	Rhod Nyas	Rhodesia and Nyasaland
Fr Guiana	French Guiana	Roumania	Roumania
Fr Oceana	French Oceania	U S S R	U.S.S.R. (Russia)
Fr W Ind	French West Indies	S Leone	Sierra Leone
Gambia	Gambia	Spain	Spain
Germany E	Germany, Eastern	Span Afr	Spanish Africa
Germany W	Germany, Federal Republic of	St. Pierre	St. Pierre and Miquelon
Gibraltar	Gibraltar	Sudan	Sudan
Ghana	Ghana	Surinam	Surinam
Greece	Greece	Sweden	Sweden
Greenland	Greenland	Switzrlnd	Switzerland
Guatemala	Guatemala	Syria	Syria
Haiti	Haiti (Republic of)	Taiwan	Taiwan (Formosa)
Hawaii	Hawaii	Thailand	Thailand (Siam)
Honduras	Honduras	Trinidad	Trinidad and Tobago
Hong Kong	Hong Kong	Turkey	Turkey
Hungary	Hungary	Un So Afr	Union of South Africa
Iceland	Iceland	U Kingdom	United Kingdom
India	India	U States	United States
IndoChina	Indo-China	U S Ocea	United States Oceania
Indonesia	Indonesia	Uruguay	Uruguay
Iran	Iran	Venezuela	Venezuela
Iraq	Iraq	Yugo Slav	Yugoslavia

IMPORTS INTO CANADA FOR CONSUMPTION, BY COUNTRIES (EXCLUDING GOLD)

Countries	Month of September		Nine Months ended September	
	1957	1958	1957	1958
Commonwealth Countries	\$	\$	\$	\$
United Kingdom	38,913,516	37,227,901	391,692,741	388,225,889
Aden	-	-	37,054	47,760
British East Africa	327,532	270,705	4,068,262	4,029,951
Mauritius and Seychelles	2,307,648	-	4,472,186	2,184,004
Rhodesia and Nyasaland	196,960	166,410	919,529	1,130,049
Union of South Africa	536,391	1,585,878	5,070,421	5,146,502
Other British South Africa	-	80	1,718	5,719
Gambia	-	-	-	-
Ghana	692,410	161,178	5,322,770	1,979,187
Nigeria	16,043	9,636	2,352,339	1,857,549
Sierra Leone	4,072	1,547	9,411	2,415
Other British West Africa	3	1,500	193	2,415
Ceylon	1,475,532	675,753	10,810,866	8,694,877
India	2,475,136	882,302	20,886,272	18,319,556
Malaya and Singapore	1,888,738	1,796,318	20,601,069	14,125,640
Pakistan	72,365	21,876	428,280	375,816
Other British East Indies	14,879	6,180	78,991	48,447
Bermuda	10,643	189,994	138,409	382,309
British Guiana	1,714,765	2,395,794	13,531,954	12,102,827
British Honduras	5,812	3,401	204,239	111,889
Bahamas	7,340	8,145	71,032	168,638
West Indies Federation	4,502,559	2,692,589	47,902,825	39,140,298
Barbados	(497,043)	(163,946)	(5,598,601)	(3,119,477)
Jamaica	(3,398,532)	(1,632,594)	(32,551,350)	(26,653,649)
Leeward and Windward Islands	(14,098)	(156,884)	(1,971,808)	(1,570,319)
Trinidad and Tobago	(592,886)	(739,165)	(7,781,066)	(7,796,853)
Falkland Islands	-	-	75	1,548
Gibraltar	-	657	6,251	2,498
Hong Kong	646,057	282,752	5,298,770	6,063,576
Malta	11,147	6,913	66,361	66,995
Australia	5,348,536	2,466,078	20,093,167	21,827,232
Fiji	1,339,276	-	5,051,534	3,994,088
New Zealand	1,021,719	885,689	10,230,594	10,146,794
Other British Oceania	-	-	-	160,060
Total Commonwealth Countries	63,529,079	51,739,276	569,347,313	540,344,528
Foreign Countries				
Afghanistan	-	-	-	-
Albania	-	-	-	-
Arabia	3,688,977	5,511,723	15,762,438	47,606,299
Argentina	297,422	547,820	3,350,945	3,452,898
Austria	440,134	368,838	3,172,951	3,425,555
Belgium and Luxembourg	3,356,169	3,126,988	35,530,052	22,537,806
Belgian Congo	476,314	75,216	2,957,002	550,287
Bolivia	18,048	20,774	109,337	90,460
Brazil	3,035,401	2,582,298	25,454,282	20,023,805
Bulgaria	63	1,181	64	3,828
Burma	-	75,766	518	78,132
Chile	14,597	20,987	1,466,098	686,072
China (except Taiwan)	140,227	28,826	4,245,274	3,579,447
Taiwan	25,551	8,987	91,169	64,092
Colombia	1,612,418	1,167,818	13,840,355	12,125,741
Costa Rica	736,534	632,597	6,498,152	5,236,528
Cuba	137,830	2,033,988	11,384,154	12,491,795
Czechoslovakia	299,058	369,091	3,893,316	3,481,046
Denmark	1,378,591	388,712	5,764,233	5,182,791
Greenland	-	120	53,281	7,019
Dominican Republic	70,104	91,691	926,108	2,394,199
Ecuador	440,669	572,329	3,204,147	3,448,661
Egypt	17,859	10,685	197,132	181,844
El Salvador	55,281	78,437	1,232,762	873,208
Estonia	-	5	2,026	41
Ethiopia	19,415	15	55,728	17,639
Finland	43,146	17,170	319,003	380,753
France	3,182,736	3,401,036	27,247,432	26,066,583
French Africa	200,211	295,577	2,014,844	1,399,913
Indo-China	394	874	6,125	3,789
French Guiana	-	-	-	-
French Oceania	-	-	10	120
French West Indies	-	-	-	500
Madagascar	832	199	13,520	23,206
St. Pierre and Miquelon	18,382	21,837	73,556	58,084

Countries	Month of September		Nine Months ended September	
	1957	1958	1957	1958
	\$	\$	\$	\$
Foreign Countries - Concluded				
Germany, Federal Republic of	8,719,812	9,239,021	71,038,757	75,950,341
Germany, Eastern	94,641	88,391	506,138	660,019
Greece	25,712	29,660	316,612	254,350
Guatemala	83,220	105,875	2,672,854	2,125,697
Haiti	150,767	13,591	1,043,150	916,850
Honduras	195,563	501,189	4,295,823	4,002,074
Hungary	32,643	33,753	341,096	732,579
Iceland	154	277	7,730	12,839
Iran	9,933	84	390,144	432,331
Iraq	42,350	-	143,452	971,409
Ireland	93,793	140,906	734,554	1,003,148
Israel	142,460	229,134	1,203,840	1,411,031
Italy	3,302,968	2,705,232	21,842,524	21,016,657
Italian Africa	-	-	-	585
Japan	4,916,508	4,915,517	45,608,321	47,482,404
Jordan	1,719	4,209	3,561	5,032
Korea	-	-	34,356	23,976
Latvia	-	-	2,005	131
Lebanon	1,385	1,582	24,998	54,874
Liberia	-	43,981	7,440	86,172
Libya	-	1,000	-	2,024
Lithuania	192	-	192	17
Mexico	1,134,419	1,775,710	13,401,548	21,742,808
Morocco	39,161	10,769	192,994	122,408
Netherlands	2,553,362	3,509,850	18,941,123	20,779,874
Indonesia	137,757	14,314	789,857	182,447
Surinam	298,135	88,124	2,872,899	1,610,348
Netherlands Antilles	5,258,420	4,245,724	25,013,288	24,886,987
Nicaragua	110,067	4,795	506,689	2,592,046
Norway	299,332	197,226	2,419,518	1,851,396
Panama	665,897	477,950	5,375,727	5,990,765
Paraguay	31,831	32,508	159,316	242,439
Peru	222,790	159,795	2,502,727	1,108,516
Philippines	328,941	22,164	3,457,305	1,937,429
Poland	115,630	174,260	707,958	761,727
Portugal	215,674	156,013	1,808,413	1,939,711
Azores and Madeira	9,196	16,859	100,780	114,788
Portuguese East Africa	6,606	-	24,136	15,841
Portuguese West Africa	-	593	163	4,719
Portuguese Asia	-	-	-	948
Roumania	-	-	246	3,251
Spain	441,547	334,953	4,084,953	4,633,426
Canary Islands	-	1,151	14,824	4,493
Spanish Africa	-	-	2,000	-
Sudan	11,430	10,452	29,387	54,252
Sweden	1,096,343	1,492,990	12,121,131	10,044,787
Switzerland	2,512,937	1,772,904	17,571,822	18,631,417
Syria	34,446	2,425	234,471	113,518
Thailand	35,166	84,464	542,712	478,976
Turkey	50,642	48,619	529,716	256,975
U.S.S.R. (Russia)	1,026,688	470,279	2,217,616	1,224,253
United States	309,064,257	295,913,345	3,096,580,506	2,654,577,588
Alaska	320,152	598,812	3,049,684	2,991,794
American Virgin Islands	-	-	5,181	36,973
Hawaii	392,043	596,719	3,031,526	4,000,091
Puerto Rico	76,456	122,465	690,611	963,334
United States Oceania	-	-	-	-
Uruguay	93,150	198,441	781,866	628,263
Venezuela	17,614,333	18,615,357	191,894,336	155,139,214
Yugoslavia	56,278	15,381	536,630	459,217
Total Foreign Countries	381,773,269	370,670,398	3,731,277,220	3,272,743,700
GRAND TOTAL	445,302,348	422,409,674	4,300,624,533	3,813,088,228

**IMPORTS INTO CANADA FOR CONSUMPTION FROM ALL COUNTRIES, FROM THE UNITED KINGDOM
AND FROM THE UNITED STATES, BY MAIN GROUPS (EXCLUDING GOLD)**

Main Groups	Month of September		Nine Months ended September	
	1957	1958	1957	1958
	\$	\$	\$	\$
ALL COUNTRIES				
Agricultural and Vegetable Products (except Chemicals, Fibres and Wood)	53,617,488	49,049,795	471,460,760	461,216,669
Animals and Animal Products (except Chemicals and Fibres)	10,107,037	12,160,719	93,430,460	95,095,878
Fibres, Textiles and Textile Products	29,952,682	27,876,027	311,213,524	286,907,456
Wood, Wood Products and Paper	18,345,470	20,733,299	170,094,737	173,580,126
Iron and Its Products	147,660,707	145,140,894	1,694,244,568	1,375,266,666
Non-Ferrous Metals and Their Products	43,241,653	35,996,605	361,969,445	320,380,303
Non-Metallic Minerals and Their Products (except Chemicals)	68,544,347	63,980,470	573,549,598	491,305,744
Chemicals and Allied Products	24,521,800	23,509,368	221,788,544	213,673,882
Miscellaneous Commodities.....	49,311,164	43,962,497	402,872,897	395,661,504
Total	445,302,348	422,409,674	4,300,624,533	3,813,088,228
UNITED KINGDOM				
Agricultural and Vegetable Products (except Chemicals, Fibres and Wood)	3,191,180	3,391,029	20,235,934	25,001,302
Animals and Animal Products (except Chemicals and Fibres)	1,461,596	1,762,463	11,318,182	12,503,106
Fibres, Textiles and Textile Products	6,816,078	6,209,041	80,488,808	65,287,916
Wood, Wood Products and Paper	610,237	663,553	4,639,648	5,524,061
Iron and Its Products	12,899,692	14,141,105	148,507,762	153,197,136
Non-Ferrous Metals and Their Products	5,567,151	3,952,873	47,865,634	48,126,204
Non-Metallic Minerals and Their Products (except Chemicals)	2,652,838	2,086,326	21,976,186	21,174,084
Chemicals and Allied Products	1,608,978	1,931,812	16,604,569	16,107,730
Miscellaneous Commodities.....	4,105,766	3,089,699	40,056,018	41,304,350
Total	38,913,516	37,227,901	391,692,741	388,225,889
UNITED STATES				
Agricultural and Vegetable Products (except Chemicals, Fibres and Wood)	21,061,185	23,610,171	233,353,552	233,408,142
Animals and Animal Products (except Chemicals and Fibres)	5,054,157	6,480,444	56,564,270	53,111,730
Fibres, Textiles and Textile Products	15,031,045	14,582,980	158,992,748	149,265,159
Wood, Wood Products and Paper	16,247,421	18,529,196	152,680,467	153,793,338
Iron and Its Products	124,254,571	121,694,737	1,439,871,843	1,138,172,456
Non-Ferrous Metals and Their Products	29,350,260	25,258,451	247,751,233	213,317,389
Non-Metallic Minerals and Their Products (except Chemicals)	36,693,609	29,484,149	292,543,774	215,709,998
Chemicals and Allied Products	21,235,142	19,879,361	193,199,823	184,059,626
Miscellaneous Commodities	40,136,867	36,393,856	321,622,796	313,739,750
Total	309,064,257	295,913,345	3,096,580,506	2,654,577,588

IMPORTS INTO CANADA FOR CONSUMPTION

Articles and Countries from which Imported	MONTH OF SEPTEMBER 1958		NINE MONTHS ENDED SEPTEMBER 1958		Class Number
	Quantities	Values (\$)	Quantities	Values (\$)	
<u>GROUP 1</u>					
<u>AGRICULTURAL PRODUCTS</u>					
<u>A MAINLY FOOD</u>					
APPLES FRESH	LB				1
100 U KINGDOM			76300	8382	
236 NEW ZEAL			1543536	109811	
381 ALASKA			6924	752	
400 U STATES			45128754	2638114	
		3988326	234522	46755514	2757059
APRICOTS QUINCES FRESH	LB				2
312 CHILE			51229	9474	
400 U STATES			1066211	123019	
		54019	8853	1117440	132493
BANANAS	CWT				3
222 B HONO	199	2678	1702	21743	
224 JAMAICA	14	84	14	84	
231 HONG KONG			296	2722	
314 COLOMBIA			1980	11533	
315 C RICA	71133	523399	561924	4488414	
316 CUBA	244	1190	266	1458	
320 DOM REP	8032	54561	34271	240438	
321 ECUADOR	60448	405075	437030	2785648	
337 GUATEMALA	6658	42510	148235	1013257	
338 HAITI			259	2400	
339 HONOURAS	57405	421808	569880	3801495	
352 MEXICO			281	2021	
361 PANAMA	53382	461546	809075	5890006	
381 ALASKA			37	641	
400 U STATES	70	695	212	2066	
		257585	1913546	2565462	18263926
CHERRIES FRESH	LB				4
304 ARGENTINA			720	279	
312 CHILE			1885	828	
381 ALASKA			496	150	
400 U STATES			1561713	448072	
			1564814	449329	
CRANBERRIES FRESH	LB				5
400 U STATES			478868	65198	571040
		478868	65198	571040	81567
GRAPEFRUIT FRESH	LB				6
100 U KINGDOM			75428	4324	
231 HONG KONG			5084	424	
316 CUBA	23390	2238	23390	2238	
339 HONDURAS	976055	77847	1289265	99456	
400 U STATES	2038560	150957	79945823	4045060	
		3038005	231042	81338990	4151502
GRAPES FRESH	LB				7
207 UN SO AFR			193368	23163	
304 ARGENTINA			4590	1499	
312 CHILE			964853	192363	
381 ALASKA	320	67	5153	1232	
400 U STATES	18293506	1364486	54365144	5033975	
		18293826	1364553	55533108	5252232
GUAVAS MANGOES PLANTAINS FRESH					8
316 CUBA				116	
352 MEXICO				1004	
400 U STATES		1043		5727	
		1043		6847	
LEMONS FRESH	LB				9
400 U STATES			2496014	178553	24295181
		2496014	178553	24295181	1672192
LIMES FRESH	LB				10
316 CUBA			1800	664	
352 MEXICO			640	160	
400 U STATES		12095	4492	286585	53556
		12095	4492	289025	54380
MUSKMELONS CANTALOUPE FRESH	LB				11
227 BAHAMAS			27590	863	
304 ARGENTINA			7050	624	
312 CHILE			491517	37718	
316 CUBA	455	58	4808	328	
352 MEXICO			3156369	222101	
381 ALASKA			1429	221	
400 U STATES	4187686	165069	26497805	1058167	
	4188141	165127	30186568	1320022	
MELONS FRESH N O P	NO				12
316 CUBA			720	1249	
352 MEXICO			768975	377472	
372 SPAIN	13166	3720	13166	3720	
400 U STATES	199662	47616	4068432	1168271	
	212828	51336	4851293	1550712	
ORANGES MANDARINES FRESH	CU FT				13
100 U KINGDOM			3573	10648	
207 UN SO AFR	22569	41733	28769	54492	
231 HONG KONG			42	140	
344 ITALY			1800	2989	
352 MEXICO			961946	1934626	
360 ISRAEL			117008	277102	

IMPORTS INTO CANADA FOR CONSUMPTION

Articles and Countries from which Imported	MONTH OF SEPTEMBER 1958		NINE MONTHS ENDED SEPTEMBER 1958		Class Number
	Quantities	Values (\$)	Quantities	Values (\$)	
372 SPAIN			36374	62174	
381 ALASKA	30	122	268	1178	
393 TAIWAN			5762	25603	
400 U STATES			5526571	17994285	
	553107	1941142	6682113	20363237	
PEACHES FRESH	LB				14
312 CHILE			31060	6758	
381 ALASKA			521	87	
400 U STATES	2709927	137060	26328988	1484271	
	2709927	137060	26360569	1491116	
PEARS FRESH	LB				15
304 ARGENTINA			257390	34512	
312 CHILE			1500	194	
400 U STATES	3464877	249409	16803423	1325991	
	3464877	249409	17062313	1360697	
PINEAPPLES FRESH	LB				16
316 CUBA	117473	6825	8578674	468300	
352 MEXICO			93008	4723	
383 HAWAII	35300	2561	760678	47558	
384 P RICO	1680	163	153993	10393	
400 U STATES			167297	10872	
	154453	9549	9753650	541846	
PLUMS OR PRUNES FRESH	LB				17
304 ARGENTINA			9280	1601	
312 CHILE			74365	17370	
381 ALASKA			990	261	
400 U STATES	3906369	302635	1453044	1442854	
	3906269	302635	14614679	1462086	
BERRIES FRESH N O P	LB				18
400 U STATES	280864	57604	1614648	285019	
	280864	57604	1614648	285019	
STRAWBERRIES FRESH	LB				19
400 U STATES	772117	132379	19854617	3331010	
	772117	132379	19854617	3331010	
FRESH FRUITS N O P					20
383 HAWAII				1947	
400 U STATES		11603		135646	
		11603		137593	
APPLES DRIED	LB				31
400 U STATES	5215	1798	150141	39137	
	5215	1798	150141	39137	
APRICOTS NECTARINES DRIED	LB				32
234 AUSTRALIA			10000	3809	
372 SPAIN			12125	3493	
400 U STATES	25439	17173	466283	220182	
	25439	17173	488408	227484	
BANANAS DRIED	LB				33
400 U STATES			5400	5439	
			5400	5439	
CURRANTS DRIED	LB				34
234 AUSTRALIA	1414260	233811	3381100	561028	
400 U STATES	6000	1397	23255	4823	
	1420260	235208	3404355	565851	
DATES	LB				36
100 U KINGDOM			112605	9292	
231 HONG KONG			3176	714	
313 CHINA			1200	148	
342 IRAN			3990054	270747	
343 IRAQ			5727270	348089	
400 U STATES	19757	3389	681073	112202	
	19757	3389	10515378	741192	
FIGS DRIED AND FIG PASTE	LB				37
336 GREECE			1000	104	
400 U STATES	97147	26846	1000594	186891	
	97147	26846	1001594	186995	
PEACHES DRIED	LB				38
234 AUSTRALIA			17500	2383	
400 U STATES	4843	1330	112009	31097	
	4843	1330	129509	33480	
PRUNES OR PLUMS DRIED UNPITTED	LB				39
231 HONG KONG			553	70	
400 U STATES	688905	132438	9669220	1640081	
	688905	132438	9669773	1640151	
PEARS DRIED	LB				40
400 U STATES	1592	574	32548	10375	
	1592	574	32548	10375	
RAISINS	LB				41
207 UN SO AFR			36800	6267	
234 AUSTRALIA	5357598	967489	21944290	3880936	
400 U STATES	524041	128443	8620604	1734839	
	5881639	1095932	30601694	5622042	
FRUITS DRIED N D P	LB				42
231 HONG KONG			15972	6967	
400 U STATES	46004	17105	363663	117691	
	46004	17105	379635	124658	
RASPBERRIES FROZEN 1 LB OR LESS	LB				43
400 U STATES			129056	39422	
			129056	39422	
RASPBERRIES FROZEN OVER 1 LB	LB				44
400 U STATES	11110	1556	233417	47385	
	11110	1556	233417	47385	
STRAWBERRIES FROZN 1 LB OR LESS	LB				45
400 U STATES	263225	62121	3212060	727184	
	263225	62121	3212060	727184	
STRAWBERRIES FROZEN OVER 1 LB	LB				46
352 MEXICO	67920	11153	1103020	161566	

IMPORTS INTO CANADA FOR CONSUMPTION

Articles and Countries from which Imported	MONTH OF SEPTEMBER 1958		NINE MONTHS ENDED SEPTEMBER 1958		Class Number
	Quantities	Values (\$)	Quantities	Values (\$)	
354 NETHRLNDS	76002	10933	329801	58212	
400 U STATES	106180	21155	2924117	510179	
FRUITS N O P FROZN 1LB OR LESS	250102	43241	4356938	729957	47
383 HAWAII			2400	750	
400 U STATES	64075	19769	144658	39985	
FRUITS N O P FROZEN OVER 1 LB	64075	19769	147058	40745	48
326 FINLAND			15432	2724	
400 U STATES	598403	70745	2011992	275532	
APRICOTS CANNED	598403	70745	2027424	278256	49
100 U KINGDOM			10040	1851	
207 UN SO AFR	31600	5274	448930	71064	
234 AUSTRALIA	53154	7161	311539	42316	
372 SPAIN			5500	610	
400 U STATES	367426	53572	2559381	352979	
PEACHES CANNEO	452180	66007	3335390	468820	50
234 AUSTRALIA	113588	15589	362354	51374	
400 U STATES	1559315	181962	15966659	1738232	
CHERRIES SULPHURED OR IN BRINE	1672903	197551	16329013	1789606	51
344 ITALY	529589	92519	3563413	617263	
354 NETHRLNDS			17454	1680	
372 SPAIN			30008	3416	
400 U STATES	12100	2595	39631	8332	
OLIVES SULPHURED OR IN BRINE	541689	95114	3650506	630691	52
304 ARGENTINA			3731	517	
312 CHILE			12166	2250	
327 FRANCE	640	222	12640	222	
328 FR AFRICA			297875	38239	
336 GREECE	5000	908	244040	44369	
344 ITALY			348745	30816	
353 MOROCCO			46767	8333	
366 PORTUGAL			8612	2293	
372 SPAIN	239443	50201	5592618	1194725	
400 U STATES	162680	31545	1524961	315191	
LEMON ORANGE GRAPE FRUIT RINDS	407763	82876	8080155	1636955	53
100 U KINGDOM				932	
231 HONG KONG				2865	
338 HAITI				1813	
344 ITALY		16130		60899	
372 SPAIN				236	
384 P RICO		2413		27399	
400 U STATES		170		30666	
MARMALADES CANNEO		18713		124810	54
100 U KINGDOM	159003	29210	1680608	310393	
207 UN SO AFR			2112	228	
224 JAMAICA			102960	8362	
335 GERMANY W			1200	145	
375 SWEDEN			1087	540	
400 U STATES			28098	5838	
PEARS IN CANS	159003	29210	1816065	325506	55
234 AUSTRALIA	35686	4777	191715	30946	
400 U STATES	156356	22795	2521638	363978	
PINEAPPLE IN CANS	192042	27572	2713353	394924	56
207 UN SO AFR	60500	7132	580266	88240	
218 MALAYA	104013	10781	5518740	532078	
231 HONG KONG			2220	188	
234 AUSTRALIA	614345	70401	2312423	319558	
316 CUBA			43411	5375	
352 MEXICO	1200127	123152	5512591	558459	
364 PHIL			551250	39975	
383 HAWAII	3105466	432643	17312443	2372609	
393 TAIWAN			72540	6173	
400 U STATES	12418	2287	41526	11929	
FRUITS IN CANS N O P	5096869	646396	31947410	3934584	57
100 U KINGDOM	1350	285	9934	2382	
203 B E AFR			27000	4469	
231 HONG KONG			7827	1847	
234 AUSTRALIA	2400	640	154478	44540	
318 DENMARK			2024	750	
320 DOM REP			22080	3689	
335 GERMANY W			688	217	
344 ITALY			26826	3358	
347 JAPAN	295171	33570	3403429	370591	
354 NETHRLNDS	243843	39745	407865	69448	
375 SWEDEN	1650	277	9822	1836	
381 ALASKA			625	151	
383 HAWAII			1759	424	
400 U STATES	389908	55282	3307220	446359	
CHERRIES FROZEN 1LB OR LESS	934322	129799	7381577	950061	58
CHERRIES FROZEN OVER 1LB					59
400 U STATES	117930	16782	3151167	427325	
FRUITS NUTS PICKLEO PRESERVED	117930	16782	3151167	427325	60
100 U KINGDOM	GAL 1145	2654	5212	19719	

IMPORTS INTO CANADA FOR CONSUMPTION

Articles and Countries from which Imported			MONTH OF SEPTEMBER 1958		NINE MONTHS ENDED SEPTEMBER 1958		Class Number	
			Quantities	Values (\$)	Quantities	Values (\$)		
215	INDIA			2 712	54 36			
223	BARBADOS			4 640	23 25			
224	JAMAICA			101	222			
228	LEE W WIND			306	153			
231	HONG KONG			5 437	13 588			
316	CUBA	7 775	7 720	92 870	74 546			
318	DENMARK			441	1 285			
327	FRANCE			885	2 241			
336	GREECE			822	1 532			
344	ITALY	495	434	600	1 101			
347	JAPAN	42	104	256	584			
353	MOROCCO			5 310	6 945			
354	NETHERLANDS	673	526	12 611	16 249			
365	POLAND	23 183	24 179	23 183	24 179			
384	P RICO	595	431	595	431			
400	U STATES	3 601	7 901	38 713	70 995			
FRUIT PULP N O P			37 509	43 949	194 694	241 531		
			LB					61
100	U KINGDOM			54 910	50 99			
218	MALAYA			130 350	90 34			
231	HONG KONG			18 704	33 60			
234	AUSTRALIA			233 875	65 154			
316	CUBA			321 037	30 741			
320	DOM REP			20 010	31 23			
335	GERMANY W			101 821	11 796			
344	ITALY			11 770	893			
352	MEXICO	1 650 56	1 470 4	97 686 8	85 996			
354	NETHERLANDS	29 094	29 59	107 614 9	11 191 7			
365	POLAND	379 685	40 153	391 518	41 594			
372	SPAIN	22 046	21 38	12 680 3	13 069			
383	HAWAII	48 537	48 50	607 233	66 942			
388	YUGO SLAV			10 207	10 24			
400	U STATES	6 686 4	9 389	82 576 1	11 913 1			
JELLIES JAMS			71 128 2	74 193	490 701 6	56 687 3		
			LB					62
100	U KINGDOM			171 521 9	37 187 3			
207	UN SO AFR			9 120	10 50			
224	JAMAICA			54 288	63 41			
231	HONG KONG	480	84	10 681	20 69			
306	BELGIUM	1 494	553	4 177	12 78			
326	FINLAND			1 151	541			
327	FRANCE	110	141	1 169	217			
328	FR AFRICA	3 307	251	3 307	251			
335	GERMANY W			26 653	58 49			
344	ITALY	2976	765	15 336	47 69			
354	NETHERLANDS	3342	661	33 238	65 36			
359	NORWAY			2 368	710			
375	SWEDEN			2 520	663			
376	SWITZRLND	1 752	492	9 871	33 66			
383	HAWAII			2 262	907			
389	IRELAND			6 000	11 90			
400	U STATES	16 196	48 67	24 522 7	66 945			
GRAPEFRUIT ORANGE LEMON PULP			199 414	46 346	214 158 7	47 455 5		
			LB					63
224	JAMAICA			65 418	40 14			
328	FR AFRICA			22 112	24 41			
344	ITALY	18 632	10 97	31 308	16 47			
352	MEXICO			5 906	530			
360	ISRAEL			8 886	563			
372	SPAIN	10 972	455	83 340	38 19			
400	U STATES			33 597 6	31 340			
MIXED FRUITS IN CANS			40 213	200 3	55 294 6	44 354		
			LB					64
100	U KINGDOM			2 680	439			
231	HONG KONG			1 972	440			
400	U STATES			278 361 47	38 694 15			
ORANGE JUICE CONCENTRATED FROZ			382 922 5	562 082	278 407 99	38 702 94		
			GAL					65
400	U STATES			1 287 96	60 570 5	1 449 666	62 796 55	
FRUIT JUICE NOP CONCENTRD FROZ			1 287 96	60 570 5	1 449 666	62 796 55		
			GAL					66
383	HAWAII			420	866	9 756	27 174	
400	U STATES	10 753	34 465	192 023	58 307 8			
LEMON JUICE CONCENTRATED FROZ			11 173	35 331	20 177 9	61 025 2		
			GAL					67
400	U STATES			10 749	20 018	250 405	47 985 9	
LEMON JUICE EXCEPT CONCENTRATD			10 749	20 018	250 405	47 985 9		
			GAL					68
100	U KINGDOM	150	222	2 444	10 952			
335	GERMANY W			47	364			
344	ITALY	85	348	85	348			
400	U STATES	88 74	17 856	108 590	21 786 9			
ORANGE JUICE EXCEPT CONCENTRTO			91 09	18 426	111 166	22 953 3		
			GAL					69
100	U KINGDOM			135	198			
225	TRINIDAD	1 200	1 289	1 200	1 289			
344	ITALY	43	145	43	145			
400	U STATES	304 406	332 580	57 653 37	530 186 4			
PECTIN			305 649	334 014	57 667 15	530 349 6		
			LB					70
100	U KINGDOM			14 102 6	48 01			
318	DENMARK			23 800	23 681			
335	GERMANY W	300	391	300	391			
400	U STATES	10 415	13 217	14 380 0	19 607 7			
			53 715	15 130	308 926	22 495 0		

IMPORTS INTO CANADA FOR CONSUMPTION

Articles and Countries from which Imported	MONTH OF SEPTEMBER 1958		NINE MONTHS ENDED SEPTEMBER 1958		Class Number
	Quantities	Values (\$)	Quantities	Values (\$)	
352 MEXICO	2602180	275008	15914855	1704829	
354 NETHRLNDS	888812	84076	6687954	733246	
400 U STATES	2799511	278314	13038351	1359117	
	7900262	792755	50682971	5431447	
PECANS NOT SHELLED	LB				95
400 U STATES	91600	33465	91600	33465	
	91600	33465	91600	33465	
WALNUTS NOT SHELLED	LB				96
313 CHINA			62396	9673	
344 ITALY			1250	288	
400 U STATES	1407087	310184	1557972	344380	
	1407087	310184	1621618	354341	
OTHER NUTS NOT SHELLED	LB				97
215 INDIA			7500	309D	
231 HONG KONG			6771	1105	
400 U STATES	17699	11610	158313	83453	
	17699	11610	172584	87648	
ALMONDS SHELLED	LB				101
100 U KINGDOM	980	811	49148	30397	
231 HONG KONG			812	726	
344 ITALY			23520	10481	
366 PORTUGAL			70174	41435	
372 SPAIN			1451887	725116	
400 U STATES	10000	7318	118935	83154	
	10980	8129	1714476	891309	
PEANUTS N O P	LB				102
100 U KINGDOM			144	67	
218 MALAYA			2880	974	
231 HONG KONG			67584	14007	
313 CHINA			65840	10591	
354 NETHRLNDS			2100	474	
400 U STATES	3190	1331	91278	22219	
	3190	1331	229826	48332	
WALNUTS SHELLED	LB				103
100 U KINGDOM			36400	16711	
215 INDIA			74040	27383	
231 HONG KONG			314243	120397	
313 CHINA	2695	1234	3760275	1345252	
335 GERMANY W			48203	12473	
342 IRAN			342512	123964	
344 ITALY	14330	6438	70385	35436	
400 U STATES	57595	33311	377931	236849	
	74620	40983	5023989	1918465	
OTHER NUTS SHELLED	LB				104
100 U KINGDOM			420	190	
231 HONG KONG			5284	1040	
313 CHINA			10000	3059	
344 ITALY			3307	451	
347 JAPAN			177	150	
400 U STATES	12868	9803	124469	86736	
	12868	9803	143657	91626	
BRAZIL NUTS SHELLED	LB				105
100 U KINGDOM			1400	982	
308 BOLIVIA			57000	24057	
309 BRAZIL	28050	14449	385874	164788	
363 PERU			23496	10502	
	30030	15395	467770	200329	
CASHEW NUTS SHELLED	LB				106
203 S E AFR			16500	4006	
215 INDIA	372500	157698	1929750	808396	
400 U STATES	25738	10970	144138	74240	
	398238	168668	2090388	886642	
PECANS SHELLED	LB				107
400 U STATES	128190	103131	638842	592330	
	128190	103131	638842	592330	
FILBERTS SHELLED	LB				108
100 U KINGDOM	32881	13716	109615	44838	
335 GERMANY W			87696	31975	
344 ITALY			248906	114555	
354 NETHRLNDS			55125	15615	
376 SWITZRLND	6966	2926	63569	25259	
379 TURKEY	10972	4702	96825	38794	
400 U STATES			110437	51431	
	50819	21344	772173	322467	
ASPARAGUS FRESH	LB				111
400 U STATES			4229822	583357	
			4229822	583357	
BEANS GREEN FRESH	LB				112
231 HONG KONG			200	52	
352 MEXICO			46296	8255	
400 U STATES	340685	27248	6338364	552872	
	340685	27248	6384860	561179	
BEETS FRESH EXCEPT SUGAR BEETS	LB				114
400 U STATES			3229921	114311	
			3229921	114311	
CABBAGE FRESH	LB				115
352 MEXICO			94100	2012	
354 NETHRLNDS			26400	1028	
381 ALASKA			2440	220	
400 U STATES	357871	7945	65368608	1996811	
	357871	7945	65491548	2000071	
CARROTS FRESH	LB				116
400 U STATES	163513	7372	81973318	2721172	
	163513	7372	81973318	2721172	
CAULIFLOWER FRESH	LB				117
400 U STATES	549133	33969	13611272	886756	
	549133	33969	13611272	886756	

IMPORTS INTO CANADA FOR CONSUMPTION

13

Articles and Countries from which Imported		MONTH OF SEPTEMBER 1958		NINE MONTHS ENDED SEPTEMBER 1958		Class Number
		Quantities	Values (\$)	Quantities	Values (\$)	
CELERY FRESH	400 U STATES	LB 2054450	62775	73798167	4086719	118
CUCUMBERS FRESH	316 CUBA 352 MEXICO 400 U STATES	LB 3600050	135033	178221 55994 18753667	27715 6583 1061362	119
LETTUCE FRESH	381 ALASKA 400 U STATES	LB 4783539	164355	674 105743308	216 4064841	120
MUSHROOMS TRUFFLES FRESH	100 U KINGOOM 231 HONG KONG 312 CHILE 327 FRANCE 335 GERMANY W 347 JAPAN 400 U STATES	LB 1250	591	110 1164 1538 29808 1939 41009 698533	60 3397 939 10501 2237 75267 199131	121
ONIONS FRESH	100 U KINGOOM 234 AUSTRALIA 312 CHILE 322 EGYPT 344 ITALY 352 MEXICO 354 NETHRLNDS 372 SPAIN 400 U STATES	LB 6322	276	774101	291532	122
PEAS GREEN FRESH	352 MEXICO 400 U STATES	LB 78580	6948	628296 1827429 4725119 4973788 381130 292940 23755	24416 43381 178460 116568 17239 10530 990	123
POTATOES SWEET AND YAMS FRESH	231 HONG KONG 400 U STATES	CWT 5125	28897	1327504	110086	124
POTATOES FRESH EXCEPT SEED	381 ALASKA 400 U STATES	CWT 67419	113477	141 46363	1130 380103	125
SPINACH FRESH	352 MEXICO 400 U STATES	LB 170471	10784	1413197 46504	1279 381233	126
TOMATOES FRESH	224 JAMAICA 227 BAHAMAS 316 CUBA 352 MEXICO 381 ALASKA 400 U STATES	LB 4967512	252193	55344 6383911 6439255	2272 420865 423137	127
VEGETABLES FRESH	N O P 231 HONG KONG 306 BELGIUM 312 CHILE 316 CUBA 321 ECUADOR 344 ITALY 352 MEXICO 381 ALASKA 383 HAWAII 400 U STATES	LB 116039	16422	107063582	9049676	128
VEGETABLES FROZEN	1LB OR LESS 354 NETHRLNDS 400 U STATES	LB 466251	89794	168510 609 15825 7990 625 149039 249911 702 1050	12870 247 3099 1961 85 21187 54244 130 255	129
VEGETABLES FROZEN	OVER 1 LB 354 NETHRLNDS 400 U STATES	LB 1170487	170215	50874629	3472460	130
MUSTARD LIQUID	100 U KINGOOM 231 HONG KONG 327 FRANCE 335 GERMANY W 354 NETHRLNDS 376 SWITZRLNO 400 U STATES	LB 1180937	171742	2120 6773370 6775490	312 1318627 1318939	131
PASTE HASH VEGETABLE MEAT FISH	100 U KINGDOM 231 HONG KONG 318 DENMARK 327 FRANCE 344 ITALY 347 JAPAN 354 NETHRLNDS 359 NORWAY 376 SWITZRLND 388 YUGO SLAV	LB 360	74	7373211	975531	132

IMPORTS INTO CANADA FOR CONSUMPTION

Articles and Countries from which Imported		MONTH OF SEPTEMBER 1958		NINE MONTHS ENDED SEPTEMBER 1958		Class Number	
		Quantities	Values (\$)	Quantities	Values (\$)		
POTATOES DRIED	400 U STATES	672014	135640	3738575	795272	133	
		674127	137279	3830460	828848		
VEGETABLES DRIED	100 U KINGDOM	LB 50000	14050	306500	85218	134	
	327 FRANCE			4409	915		
	354 NETHRLNDS			4488	1405		
	400 U STATES	2160	825	165453	37762		
		52160	14875	480850	125300		
TOMATOES CANNED	100 U KINGDOM	LB		6910	3396	137	
	231 HONG KONG	1512	364	31584	12410		
	322 EGYPT			50900	12028		
	327 FRANCE			8002	4195		
	335 GERMANY W	4024	554	15136	4908		
	344 ITALY			10990	4090		
	347 JAPAN	2280	792	4248	2293		
	354 NETHRLNDS	1925	758	20668	6443		
	372 SPAIN			10437	3453		
	400 U STATES	309288	105285	2171569	646760		
TOMATO PASTE CANNED	344 ITALY	LB 579622	41334	3517080	280374	138	
	352 MEXICO			56200	3948		
	372 SPAIN			252622	15317		
	400 U STATES	401459	34691	3276987	292056		
TOMATO PULP AND PUREE CANNED	234 AUSTRALIA	LB		22400	3470	139	
	336 GREECE			1830	225		
	344 ITALY	267685	38054	1947210	288409		
	366 PORTUGAL			1058	116		
	372 SPAIN			231483	26600		
400 U STATES	407140	62532	5106411	759121			
TOMATO JUICE	344 ITALY	LB		82673	9414	140	
	352 MEXICO			38700	2547		
	400 U STATES	5574	427	103367	8086		
ASPARAGUS IN CANS	400 U STATES	LB		224740	20047	141	
		2059661	147496	23424406	1561390		
CORN IN CANS	100 U KINGDOM	LB		420	247	143	
	327 FRANCE			17436	6383		
	354 NETHRLNDS			450	187		
	400 U STATES	13599	2887	1041254	199871		
MUSHROOMS AND TRUFFLES IN CANS	400 U STATES	LB		1059560	206688	144	
		211744	28763	3895337	530894		
PEAS IN CANS	231 HONG KONG	LB		54	162	145	
	327 FRANCE			53972	20026		
	335 GERMANY W			75	278		
	344 ITALY			1175	1834		
	347 JAPAN	11400	4045	26752	16202		
	376 SWITZRLND			901	628		
	400 U STATES	55339	19060	306058	106318		
VEGETABLE JUICE	306 BELGIUM	LB		3025	817	146	
	353 MOROCCO				990		
	354 NETHRLNDS			529	120		
VEGETABLES N O P IN CANS	400 U STATES			1809	169	147	
		3025	817	450806	51704		
PIMENTOS IN CANS	335 GERMANY W	LB			295	148	
	400 U STATES				262		
		13266	4765	131695	21304		
		13266	4765	131990	21566		
	100 U KINGDOM	LB			5788		1003
	231 HONG KONG			135622	21732		
	306 BELGIUM	1667	391	44526	7830		
	322 EGYPT	3096	669	1595	319		
	327 FRANCE	6630	1116	12367	2665		
	328 FR AFRICA			1248	963		
	335 GERMANY W	10066	988	101981	10774		
	336 GREECE			4799	664		
	344 ITALY	12750	2997	214349	41304		
	347 JAPAN	229	64	45717	9273		
354 NETHRLNDS	13682	1686	185531	18350			
372 SPAIN			29907	4918			
381 ALASKA			550	98			
400 U STATES	444737	41732	3898474	386217			
BEANS GREEN OR WAX CANNED	344 ITALY	LB			295	149	
	372 SPAIN			161820	26898		
	400 U STATES	39094	10226	278715	64872		
BEANS GREEN OR WAX CANNED	306 BELGIUM	LB			560	149	
	327 FRANCE			19819	5147		
	336 GREECE	4220	1220	2415	193		
	344 ITALY			61397	9816		

IMPORTS INTO CANADA FOR CONSUMPTION

Articles and Countries from which Imported		MONTH OF SEPTEMBER 1958		NINE MONTHS ENDED SEPTEMBER 1958		Class Number	
		Quantities	Values (\$)	Quantities	Values (\$)		
354	NETHRLNDS			33878	4267	150	
400	U STATES	29686	2717	245358	22906		
BEANS BAKED CANNED		33906	3937	363427	42434		
	LB						
100	U KINGDOM			4170	532	150	
306	BELGIUM			2740	518		
322	EGYPT			4810	726		
327	FRANCE			924	265		
347	JAPAN			930	153		
354	NETHRLNDS	8522	910	22109	2513		
400	U STATES	341892	30009	2705382	235206		
		350414	30919	2741065	240013		
PICKLES PACKAGED							
	RETAIL SALE	GAL					151
100	U KINGDOM	699	2322	19245	56219	151	
231	HONG KONG			5606	7946		
234	AUSTRALIA	45	209	45	209		
306	BELGIUM			123	396		
327	FRANCE	235	553	1680	4930		
335	GERMANY W	48	177	6761	11776		
344	ITALY	705	1815	5632	8536		
347	JAPAN			2385	5853		
354	NETHRLNDS			937	1341		
400	U STATES			754	539		
		35317	49396	419742	572200		
		37049	54472	462910	669945		
PICKLES N O P							
	GAL					152	
100	U KINGDOM	480	1420	3407	8212	152	
215	INDIA			110	234		
224	JAMAICA			40	129		
227	BAHAMAS			2340	2217		
231	HONG KONG			6196	8858		
306	BELGIUM			140	282		
318	DENMARK			1500	1760		
327	FRANCE			165	566		
335	GERMANY W	120	319	2321	3243		
336	GREECE			400	342		
344	ITALY	4530	5540	59135	66713		
347	JAPAN	323	572	3361	6414		
353	MOROCCO			452	836		
354	NETHRLNDS	4443	5639	133341	175717		
372	SPAIN	3881	3884	35568	33894		
400	U STATES	37216	21333	542689	388039		
		50993	38707	791165	697456		
SAUCES N O P							
	GAL					153	
100	U KINGDOM	343	1412	7900	20537	153	
224	JAMAICA	43	271	122	643		
231	HONG KONG	39	255	24240	35237		
318	DENMARK	8	50	136	502		
327	FRANCE			42	206		
335	GERMANY W			55	382		
344	ITALY			1702	1933		
347	JAPAN			1312	1908		
354	NETHRLNDS	48	104	2926	9918		
400	U STATES	38181	73567	392836	872319		
		38662	75659	431271	943585		
SAUCES SOY							
	GAL					155	
231	HONG KONG	2970	1344	46644	33744	155	
347	JAPAN			11401	14157		
400	U STATES	1291	1720	23481	23729		
		4261	3064	81526	71630		
KETCHUP							
	GAL					156	
100	U KINGDOM			86	146	156	
400	U STATES	32840	39474	323315	402353		
		32840	39474	323401	402499		
BARLEY BUCKWHEAT AND RYE							
	BUSH					161	
400	U STATES	134	201	134	201	161	
		134	201	134	201		
BEANS SOYA							
	BUSH					162	
231	HONG KONG			18	205	162	
400	U STATES	135112	299540	4918521	11016022		
		135112	299540	4918539	11016227		
BEANS N O P							
	LB					163	
100	U KINGDOM	112000	7628	612600	43071	163	
203	B E AFR	112200	6962	1284437	84411		
205	RHOD NYAS			36120	2209		
207	UN SO AFR			44660	2617		
231	HONG KONG			87600	11121		
304	ARGENTINA			8800	859		
306	BELGIUM	22046	1394	38069	2503		
312	CHILE			432163	24439		
313	CHINA			15680	1761		
327	FRANCE			1000	328		
344	ITALY	87523	9838	200208	22713		
347	JAPAN			11000	1597		
354	NETHRLNDS			23464	3123		
363	PERU	130000	15056	633670	77245		
395	PORT W AF			55115	1976		
400	U STATES	382590	29166	2603539	286098		
		846359	70044	6088125	566071		
INDIAN CORN							
	BUSH					167	
207	UN SO AFR	791401	969719	1174201	1492385	167	
400	U STATES	775038	1052228	5366671	7438311		
		1566439	2021947	6540872	8930696		
OATS							
	BUSH					168	
400	U STATES			270	397	168	
				270	397		

IMPORTS INTO CANADA FOR CONSUMPTION

Articles and Countries from which Imported	MONTH OF SEPTEMBER 1958		NINE MONTHS ENDED SEPTEMBER 1958		Class Number
	Quantities	Values (\$)	Quantities	Values (\$)	
PEAS SPLIT					169
100 U KINGDOM	LB		53132	5459	
312 CHILE			2000	271	
344 ITALY			11023	1392	
354 NETHRLNDS			6918	481	
400 U STATES			357323	27261	
	90196	4769	430396	34864	
PEAS N O P					170
234 AUSTRALIA	LB		11160	843	
236 NEW ZEAL		11133	717	717	
352 MEXICO			396249	60960	
354 NETHRLNDS			36853	2006	
366 PORTUGAL			10803	1154	
400 U STATES			1101584	58274	
	229140	12412	1567782	123954	
	240273	13129			
RICE UNCLEANNED UNHULLED PADDY					171
304 ARGENTINA	CWT		91198	426624	
340 HUNGARY		79028	87009	460189	
352 MEXICO			33267	190605	
371 THAILAND			4403	27688	
386 URUGUAY		147634	75272	410225	
400 U STATES			101892	577622	
	40722	226662	393041	2092953	
RICE CLEANED					172
231 HONG KONG	CWT		225	1873	
304 ARGENTINA		13179	70022	242470	
306 BELGIUM			200	1562	
311 BURMA		22136	22136	75766	
344 ITALY		1000	4823	41854	
352 MEXICO			35972	203638	
354 NETHRLNDS		100	5153	35513	
371 THAILAND		803	25	190	
386 URUGUAY		11712	11712	44880	
400 U STATES		21004	131685	1323843	
	69131	359152	281953	1971589	
WHEAT					174
400 U STATES	BUSH		88	189	
			88	189	
ALFALFA OR GRASS MEAL DEHYD					180
400 U STATES	CWT		64455	106615	
	15821	19361	64455	106615	
	15821	19361			
BRAN AND MILL FEED					182
400 U STATES	CWT		51594	47334	
	9296	7537	51594	47334	
	9296	7537			
CORN MEAL					184
400 U STATES	BRL		30010	198406	
	3169	21511	30010	198406	
	3169	21511			
HOMINY CRACKED OR DRIED CORN					185
400 U STATES	CWT		114654	429951	
	7561	39096	114654	429951	
	7561	39096			
MALT FLOUR					187
400 U STATES	LB		154898	14373	
	20000	2036	154898	14373	
	20000	2036			
OATMEAL AND ROLLED OATS					188
100 U KINGDOM	LB		1314	185	
400 U STATES			3150	361	
			4464	546	
RICE STARCH FLOUR MEAL FEED					189
231 HONG KONG	LB		43322	5973	
327 FRANCE			1102	139	
335 GERMANY W			99000	8333	
347 JAPAN			2238	443	
354 NETHRLNDS		276	826	151	
400 U STATES		50	1015876	102093	
	140720	13893	1162364	117132	
	140996	13943			
RYE FLOUR					191
400 U STATES	BRL		1594	9425	
			1594	9425	
SAGO AND CASSAVA FLOUR					192
100 U KINGDOM	LB		49820	3173	
218 MALAYA			5600	260	
309 BRAZIL		2000	190524	12636	
354 NETHRLNDS		157	772	85	
371 THAILAND		124000	905119	34357	
400 U STATES		4457	741818	56782	
	101563	8934	1093653	107293	
	227563	13548			
WHEAT FLOUR					194
100 U KINGDOM	CWT		18	175	
381 ALASKA		175	12	160	
400 U STATES			665	3622	
	18	175	695	3957	
CEREALS MILLED N O P					195
100 U KINGDOM	CWT		31	732	
327 FRANCE			19	264	
400 U STATES			26	382	
	12	171	76	1378	
	12	171			
BISCUITS AND BREAD DIETARY					201
100 U KINGDOM				24528	
327 FRANCE				6811	
335 GERMANY W				905	
400 U STATES		3419		20794	
		3419		53038	
BISCUITS NOT SWEETENED N O P					203
100 U KINGDOM	LB		607936	200709	
231 HONG KONG		37383	871	275	
306 BELGIUM		409	3055	1159	
		285			

IMPORTS INTO CANADA FOR CONSUMPTION

Articles and Countries from which Imported	MONTH OF SEPTEMBER 1958		NINE MONTHS ENDED SEPTEMBER 1958		Class Number
	Quantities	Values (\$)	Quantities	Values (\$)	
318 DENMARK	3828	1024	21369	4821	
326 FINLAND	1131	179	4996	792	
327 FRANCE			14140	3887	
335 GERMANY W	3774	1219	42153	13046	
347 JAPAN			42781	15094	
354 NETHRLNDS	13057	3134	99449	21228	
359 NORWAY	4255	708	32670	4937	
375 SWEDEN	42952	7968	403843	71741	
400 U STATES	152947	48431	1354625	436254	
	259736	78369	2627888	773943	
BISCUITS SWEETENED N O P	LB				204
100 U KINGDOM	728209	310333	5075773	1957467	
231 HONG KONG			4281	2585	
305 AUSTRIA	5376	1647	11911	4338	
306 BELGIUM	15865	4126	211734	83445	
318 DENMARK	3075	712	10906	2355	
326 FINLAND			848	391	
327 FRANCE	11471	2226	35768	9807	
335 GERMANY W	23883	8596	98332	35152	
344 ITALY	228	84	8903	3146	
347 JAPAN			2657	1002	
354 NETHRLNDS	32816	7656	266432	62948	
360 ISRAEL	5404	1555	5404	1555	
376 SWITZRLND			6990	3993	
400 U STATES	223901	52100	1881161	504388	
	1050228	389035	7621100	2672572	
BREAD PASSOVER MATZO PRODUCTS					205
360 ISRAEL				9018	
400 U STATES				266956	
				275974	
CEREAL FOODS 25 POUNDS OR LESS	LB				206
100 U KINGDOM	93847	10162	399980	38297	
231 HONG KONG			5162	1368	
327 FRANCE			35205	6741	
335 GERMANY W	750	145	52995	9893	
344 ITALY			1240	321	
354 NETHRLNDS	1764	167	21358	2055	
359 NORWAY			298	60	
400 U STATES	369455	82054	1793400	432723	
	465816	92528	2309638	491458	
CEREAL FOODS PREPARED N O P					207
100 U KINGDOM		662		14833	
236 NEW ZEAL				485	
327 FRANCE		1574		12307	
335 GERMANY W		120		2160	
344 ITALY				254	
347 JAPAN				1375	
400 U STATES		36795		325696	
		39151		357110	
MACARONI AND VERMICELLI	LB				208
231 HONG KONG	300	76	44975	8241	
327 FRANCE			2853	554	
344 ITALY			38117	4580	
347 JAPAN			4420	616	
354 NETHRLNDS	5202	559	35158	3915	
400 U STATES	180814	26733	1305509	204691	
	186316	27368	1431032	222597	
MILK FOODS N O P	LB				209
100 U KINGDOM	368	296	17501	7041	
335 GERMANY W			2964	1482	
359 NORWAY	1914	800	13544	5649	
375 SWEDEN			4297	1323	
376 SWITZRLND			1985	995	
381 ALASKA			1962	665	
400 U STATES	37586	25641	336667	240735	
	39868	26737	378920	257890	
ARROWROOT	LB				221
228 LEEW WIND	74000	6942	414000	43589	
234 AUSTRALIA			1785	213	
400 U STATES			23000	3291	
	74000	6942	438785	47093	
MALT WHOLE CRUSHED OR GROUND	LB				224
100 U KINGDOM			4000	264	
335 GERMANY W			2646	204	
400 U STATES			2509740	135136	
			2516386	135604	
SAGO AND TAPIOCA	LB				225
218 MALAYA			187287	10962	
309 BRAZIL	35500	3591	86800	9273	
355 INDONESIA			213115	20349	
400 U STATES	110560	18445	733220	121133	
	146060	22036	1220422	161717	
ALL OTHER BREADSTUFFS N O P					226
231 HONG KONG				638	
335 GERMANY W				218	
400 U STATES		5567		38371	
		5567		39227	
COCOANUT OIL N O P EDIBLE	CWT				231
100 U KINGDOM	985	16939	4246	70010	
354 NETHRLNDS	42	696	211	3154	
400 U STATES	870	13903	5196	81814	
	1897	31538	9653	154978	
COTTON SEED OIL N O P EDIBLE	CWT				233
400 U STATES	3370	45201	20022	297222	
	3370	45201	20022	297222	

IMPORTS INTO CANADA FOR CONSUMPTION

Articles and Countries from which Imported	MONTH OF SEPTEMBER 1958		NINE MONTHS ENDED SEPTEMBER 1958		Class Number
	Quantities	Values (\$)	Quantities	Values (\$)	
OLIVE OIL N O P EDIBLE	CWT				234
327 FRANCE	45	1133	548	17431	
328 FR AFRICA	220	5201	3787	97252	
336 GREECE	12	395	793	23315	
344 ITALY	668	21966	11426	359519	
366 PORTUGAL			166	5251	
372 SPAIN	1106	28690	3500	97669	
400 U STATES	3	57	737	23615	
	2054	57442	20957	624052	
PEANUT OIL N O P EDIBLE	CWT				235
100 U KINGDOM	353	5509	5526	86900	
207 UN SO AFR			184	2794	
231 HONG KONG	5	95	868	21765	
354 NETHRLNDS			3	96	
400 U STATES	40	1327	1242	34535	
	398	6931	7823	146090	
SOYA BEAN OIL N O P EDIBLE	CWT				236
400 U STATES	19565	245244	189111	2500094	
	19565	245244	189111	2500094	
CHOCOLATES IN RETAIL PACKAGES	LB				239
100 U KINGDOM	241491	141124	858016	429490	
304 ARGENTINA			619	107	
305 AUSTRIA			1789	813	
306 BELGIUM			10098	5230	
317 CZECHO S			8465	3372	
318 DENMARK			151	56	
327 FRANCE	22961	5999	47187	16242	
335 GERMANY W	34537	15113	66053	32558	
344 ITALY			5064	3440	
354 NETHRLNDS	28469	13387	50555	24855	
360 ISRAEL			2056	751	
375 SWEDEN	405	195	765	404	
376 SWITZRLND	7701	4879	46589	29196	
389 IRELAND	24875	13259	98047	54652	
400 U STATES	91117	44603	212175	98162	
	451556	238559	1407629	699328	
CONFECTIONERY CHOCOLATE N O P	LB				240
100 U KINGDOM	362817	150929	2956772	1092485	
305 AUSTRIA			8860	8246	
306 BELGIUM	6059	5195	35617	19357	
317 CZECHO S	1870	961	67859	16806	
318 DENMARK	6623	4896	14404	9885	
327 FRANCE	1344	894	15671	7123	
335 GERMANY W	13284	4916	237431	110525	
344 ITALY	2987	1617	20260	10476	
347 JAPAN			298	209	
354 NETHRLNDS	40521	19548	216983	92110	
360 ISRAEL			43574	16283	
375 SWEDEN			4055	821	
376 SWITZRLND	19708	12416	78054	45396	
389 IRELAND	46358	8659	107923	21410	
400 U STATES	240514	89401	1404481	491513	
	742085	299432	5212242	1942645	
OTHER CONFECTIONS SWEETENED	LB				242
100 U KINGDOM	50551	9581	385207	95335	
227 BAHAMAS			1208	291	
231 HONG KONG			4958	1642	
306 BELGIUM	5701	1287	17251	6461	
318 DENMARK	3200	956	28988	9464	
327 FRANCE			11817	5475	
335 GERMANY W	12131	3967	53346	18786	
344 ITALY	110	80	4814	2763	
347 JAPAN			2100	662	
354 NETHRLNDS	26259	3294	233267	35212	
381 ALASKA			1120	565	
389 IRELAND	6312	2735	7362	3196	
400 U STATES	314860	72924	2191484	604784	
	419124	94824	2942922	784636	
FRUITS PEELS CANDIED	LB				243
231 HONG KONG	460	162	3967	1406	
234 AUSTRALIA	24332	3020	83180	10192	
327 FRANCE	67776	17263	331283	83036	
344 ITALY	55295	14754	121649	30831	
354 NETHRLNDS			1386	478	
400 U STATES	6662	3026	175239	50354	
	154525	38225	716704	176297	
GINGER PRESERVED	LB				244
100 U KINGDOM	453	283	663	401	
231 HONG KONG	11200	2320	169575	35486	
347 JAPAN			500	110	
	11653	2603	170738	35997	
SUGAR CANDY CONFECTIONERY NOP	LB				246
100 U KINGDOM	1086921	241795	9685841	2064826	
223 BARBADOS	4042	540	5317	726	
231 HONG KONG			38326	10968	
232 MALTA			17280	2070	
234 AUSTRALIA			7056	971	
304 ARGENTINA			1837	371	
305 AUSTRIA	2040	391	42620	11091	
306 BELGIUM			15431	3424	
316 CUBA			243809	35947	
317 CZECHO S	14732	1797	61189	6242	
318 DENMARK	19084	4685	244786	61388	
326 FINLAND	8363	1776	56350	12729	
327 FRANCE	2785	938	46995	15026	
335 GERMANY W	35960	11818	259586	73703	

IMPORTS INTO CANADA FOR CONSUMPTION

Articles and Countries from which Imported	MONTH OF SEPTEMBER 1958		NINE MONTHS ENDED SEPTEMBER 1958		Class Number
	Quantities	Values (\$)	Quantities	Values (\$)	
336 GREECE			710	195	
344 ITALY	43889	16771	99596	39800	
347 JAPAN			6947	1922	
354 NETHRLNDS	68293	15643	569094	127558	
360 ISRAEL	4812	1270	86189	15828	
365 POLAND	6891	1245	7911	1346	
375 SWEDEN	15536	2634	232421	40613	
376 SWITZRLND			6472	2736	
384 P RICO			8500	947	
389 IRELAND	6969	1757	18792	3933	
400 U STATES	331763	96085	2427806	627812	
	1652080	399145	14190861	3162172	
BUBBLE GUM	LB				247
100 U KINGDOM	11326	3132	53676	17570	
306 BELGIUM			2860	1300	
318 DENMARK	4964	1726	51394	17373	
327 FRANCE	2027	336	2027	336	
335 GERMANY W			1700	504	
354 NETHRLNDS	12106	8519	47920	35776	
360 ISRAEL			1145	501	
389 IRELAND	3600	1294	11325	4201	
400 U STATES	147818	44768	1202078	352052	
	181841	59775	1374125	429613	
CHEWING GUM N O P	LB				249
100 U KINGDOM	1662	697	10138	3131	
318 DENMARK	9885	4048	38134	13953	
335 GERMANY W			2350	599	
354 NETHRLNDS	5297	1823	12295	4949	
400 U STATES	50311	12132	300572	77535	
	67155	18700	363489	100167	
GLUCOSE AND SYRUP	CWT				251
100 U KINGDOM	6	71	2728	18461	
335 GERMANY W			27	289	
354 NETHRLNDS			171	1930	
400 U STATES	9316	76084	90022	738487	
	9322	76155	92948	759167	
MOLASSES OF CANE	GAL				252
221 B GUIANA			2078880	241630	
223 BARBADOS	1517	358	2716148	361835	
225 TRINIDAD			3617600	445988	
228 LEEW WIND			420800	47611	
316 CUBA			437913	73161	
321 ECUADOR			108066	12968	
384 P RICO			419899	58652	
400 U STATES		69823	2420946	517490	
	317181	70181	12220252	1759335	
LIQUIO OR INVERT	CWT				254
100 U KINGDOM	22	164	579	4179	
400 U STATES	105	1045	548	5847	
	127	1209	1127	10026	
MOLASSES FOR HUMAN CONSUMPTION	GAL				255
100 U KINGDOM	270	234	1246	1194	
223 BARBADOS	235910	123468	1799886	1099882	
316 CUBA			736711	302497	
400 U STATES	4121	6724	54269	45507	
	240301	130426	2592112	1449080	
SYRUPS OF CANE OR BEET	GAL				256
100 U KINGDOM	1991	2606	17932	23817	
354 NETHRLNDS	90	145	393	615	
400 U STATES	6902	2067	7834	4527	
	8983	4818	26159	28959	
SUGAR RAW IMPORTED BY REFINERS	CWT				262
204 MAURITIUS			520307	2183471	
221 B GUIANA	373589	1544426	1273311	5348566	
223 BARBADOS			291200	1321443	
224 JAMAICA			1599500	6569950	
225 TRINIDAD			580452	2296960	
228 LEEW WIND	26880	106493	232960	1187340	
234 AUSTRALIA			1737747	7225469	
235 FIJI			713694	3470363	
316 CUBA	535407	1856617	2600677	8977244	
320 OOM REP			71700	267439	
	935876	3507536	9621548	38848245	
SUGAR RAW N O P	CWT				263
221 B GUIANA	5397	22746	64671	286836	
223 BARBAODS			28	152	
316 CUBA			139392	531610	
	5397	22746	204091	818598	
SUGAR REFINED	CWT				264
100 U KINGDOM			16	236	
317 CZECHO S			110	1765	
352 MEXICO			65999	327221	
354 NETHRLNDS			13447	67673	
400 U STATES	10	265	113	2210	
	10	265	79685	399105	
SUGAR AND SYRUP	LB				265
400 U STATES			200	50	
			200	50	
COCOA BEANS NOT ROASTED	CWT				271
100 U KINGDOM	3343	151983	11731	527500	
210 GHANA			39002	1707999	
211 NIGERIA			42144	1757359	
217 CEYLON			1904	67218	
224 JAMAICA			2864	108048	
225 TRINIDAD			10029	410586	
228 LEEW WIND	100	4740	1534	60173	

IMPORTS INTO CANADA FOR CONSUMPTION

Articles and Countries from which Imported		MONTH OF SEPTEMBER 1958		NINE MONTHS ENDED SEPTEMBER 1958		Class Number
		Quantities	Values (\$)	Quantities	Values (\$)	
234	AUSTRALIA	45	2049	45	2049	
309	BRAZIL			12377	500029	
320	DOM REP	922	36808	8831	353281	
321	ECUADOR			3820	169692	
328	FR AFRICA			1127	44423	
335	GERMANY W			560	26327	
352	MEXICO			757	29967	
354	NETHRLNDS			4714	199259	
387	VENEZUELA			4184	172106	
400	U STATES	4285	187597	59839	2651729	
COCOA BUTTER		8695	383177	205462	8787745	273
100	U KINGDOM	78344	69237	871506	790870	
224	JAMAICA	156953	140098	1316739	1090482	
225	TRINIDAD			102229	82857	
309	BRAZIL	385805	358493	1571456	1379578	
315	C RICA	11111	10341	11111	10341	
327	FRANCE			385893	330816	
335	GERMANY W			6587	6091	
344	ITALY			118971	103016	
352	MEXICO			8790	5360	
354	NETHRLNDS	218531	188685	1263813	1126593	
372	SPAIN			39654	22722	
400	U STATES	2015	1922	820042	748855	
COCOA PASTE NOT SWEETENED		852759	768776	6516791	5697581	274
100	U KINGDOM	11850	7601	1094268	231625	
225	TRINIDAD			1680	793	
309	BRAZIL	22046	4377	234694	56620	
335	GERMANY W	37467	6092	410321	52846	
354	NETHRLNDS	67784	64183	661906	237931	
400	U STATES	11835	6297	55913	20256	
COCOA PASTE SWEETENED		150982	88550	2458782	600071	275
100	U KINGDOM	19500	7564	58112	21329	
354	NETHRLNDS			7829	2748	
400	U STATES	25500	10741	93300	37291	
COCOA OR CHOCOLATE POWDER		45000	18305	159241	61368	276
100	U KINGDOM	130760	46869	1356150	488280	
327	FRANCE			122234	21710	
335	GERMANY W	33812	5467	95730	13289	
354	NETHRLNDS	194374	44050	1626723	346418	
376	SWITZRLNO	400	123	1063	238	
400	U STATES	157766	54649	817107	248681	
COCOA AND CHOCOLATE PREPS NOP		517112	151158	4019007	1118616	277
100	U KINGDOM	66519	23535	387246	118969	
306	BELGIUM	2089	1059	2914	1386	
309	BRAZIL	33069	6047	33069	6047	
335	GERMANY W	59796	10415	87080	19249	
344	ITALY			395	199	
354	NETHRLNDS	49477	9329	234176	51086	
376	SWITZRLNO	140	71	5863	4116	
389	IRELAND	200000	37076	2579425	457112	
400	U STATES	103708	34516	1086195	287969	
CHICORY		514797	122048	4416363	946133	282
306	BELGIUM	8157	528	28549	2034	
327	FRANCE	23226	1592	83741	5024	
354	NETHRLNDS			73196	6194	
400	U STATES	5368	2068	58639	21754	
COFFEE GREEN		36751	4188	244125	35006	283
100	U KINGDOM			61966	30509	
202	AOEN			95694	46991	
203	B E AFR	343899	130808	6235723	2686059	
207	UN SO AFR			86308	46321	
224	JAMAICA			93447	44822	
225	TRINIDAD	2000	740	457739	165938	
303	ARABIA	8818	3719	8818	3719	
307	BEL CONGO	174058	66666	818737	359901	
309	BRAZIL	4208691	1750395	31179668	14680593	
314	COLOMBIA	2276181	1119516	22934446	11927695	
315	C RICA	205252	98766	1425971	736805	
316	CUBA			727553	358066	
320	DOM REP			3135258	1512972	
321	ECUADOR	373200	164303	1064038	462818	
323	EL SALVO	170524	76129	1264083	597346	
325	ETHIOPIA			15512	6797	
335	GERMANY W	11225	5807	11225	5807	
337	GUATEMALA	134050	63108	2204224	1061098	
338	HAITI			728161	316006	
339	HONDURAS			181555	89613	
352	MEXICO	340147	165252	5756573	2777565	
358	NICARAGUA			577309	294164	
361	PANAMA			102408	52129	
363	PERU	184462	87342	775104	360443	
383	HAWAII			355557	181314	
384	P RICO			52678	25932	
387	VENEZUELA			1063339	539575	
400	U STATES	306528	136054	5165453	2369186	
COFFEE ROASTED AND SUBSTITUTES		8739035	3868605	86578547	41740184	286
100	U KINGDOM			720	408	
224	JAMAICA	5000	2172	66560	31765	

IMPORTS INTO CANADA FOR CONSUMPTION

Articles and Countries from which Imported	MONTH OF SEPTEMBER 1958		NINE MONTHS ENDED SEPTEMBER 1958		Class Number
	Quantities	Values (\$)	Quantities	Values (\$)	
309 BRAZIL			450	290	
327 FRANCE			516	658	
335 GERMANY W			5792	1447	
344 ITALY			362	444	
354 NETHRLNDS			1476	575	
381 ALASKA			366	302	
383 HAWAII			600	542	
400 U STATES	200224	124055	1651561	1129998	
	205224	126227	1728403	1166429	
COFFEE EXTRACT OF N O P	LB				287
100 U KINGDOM	7144	2724	82149	29564	
335 GERMANY W			322	115	
354 NETHRLNDS	271	89	1027	346	
400 U STATES	43628	22287	402387	177553	
	51043	25100	485885	207578	
INSTANT COFFEE POWDER	LB				288
305 AUSTRIA			34	120	
323 EL SALVD			52400	123455	
335 GERMANY W			198	345	
352 MEXICO	29983	47450	130060	221491	
354 NETHRLNDS	300	936	900	2928	
376 SWITZRLND			1143	5562	
400 U STATES	409455	910333	3105633	7213194	
	439738	958719	3290368	7567095	
CLOVES UNGROUND	LB				291
100 U KINGDOM	656	301	656	301	
203 B E AFR			39200	13243	
218 MALAYA			896	1054	
333 MADAGASCAR			51917	14824	
400 U STATES	120	476	10989	5288	
	776	777	103658	34710	
GINGER UNGROUND	LB				292
100 U KINGDOM			32402	5297	
212 S LEONE	11200	1230	19040	2098	
215 INDIA			75540	7456	
224 JAMAICA			116457	41669	
231 HONG KONG			28777	2316	
316 CUBA			1425	292	
347 JAPAN			4505	785	
383 HAWAII			2185	607	
384 P RICO			7500	953	
400 U STATES	1801	327	13074	2361	
	13001	1557	300905	63834	
MUSTARD GROUND	LB				293
100 U KINGDOM			382319	173460	
400 U STATES	9872	2157	144084	42880	
	9872	2157	526403	216340	
NUTMEGS AND MACE	LB				294
100 U KINGDOM			17321	32992	
217 CEYLON	5600	4360	5600	4360	
218 MALAYA	3200	5788	25423	37112	
225 TRINIDAD	1000	1647	6163	9731	
228 LEEWIND	10540	16807	100037	174591	
335 GERMANY W			89	88	
354 NETHRLNDS			295	439	
355 INDONESIA			3243	4905	
400 U STATES	1019	3550	13941	21965	
	21359	32152	172112	286183	
PEPPER UNGROUND	LB				296
100 U KINGDOM	2021	679	37409	12242	
211 NIGERIA			11262	2287	
215 INDIA	167620	34025	1276848	242933	
217 CEYLON			11200	1814	
218 MALAYA	6720	1596	639730	140551	
219 BEI OTHER	6720	1350	138880	33653	
224 JAMAICA			11480	7428	
310 BULGARIA	5500	1100	5500	1100	
347 JAPAN	2000	307	76700	15282	
372 SPAIN			4400	1529	
388 YUGO SLAV	5500	1440	5500	1440	
400 U STATES	11577	4677	67698	21169	
	207658	45174	2286607	481428	
SPICES N O P UNGROUND	LB				297
100 U KINGDOM			43025	6904	
204 MAURITIUS			6745	533	
217 CEYLON			6740	6447	
224 JAMAICA	8120	4780	47040	28111	
231 HONG KONG	9067	1527	222203	43700	
313 CHINA			34720	5836	
329 INDOCHINA			5000	2279	
335 GERMANY W			35043	10046	
352 MEXICO			15380	4658	
354 NETHRLNDS	284	200	3037	1311	
355 INDONESIA			92886	9621	
400 U STATES	1494	1359	148607	41493	
	18965	7866	660426	160939	
GINGER AND SPICES N O P GROUND	LB				298
100 U KINGDOM	1020	837	12261	7793	
215 INDIA			12720	2298	
231 HONG KONG			680	265	
317 CZECHOS			4400	1003	
327 FRANCE	258	206	258	206	
335 GERMANY W	565	464	4102	3587	
340 HUNGARY	2200	469	19250	5405	
347 JAPAN			4500	680	
354 NETHRLNDS			2352	1684	

IMPORTS INTO CANADA FOR CONSUMPTION

Articles and Countries from which Imported	MONTH OF SEPTEMBER 1958		NINE MONTHS ENDED SEPTEMBER 1958		Class Number
	Quantities	Values (\$)	Quantities	Values (\$)	
366 PORTUGAL			1102	283	
372 SPAIN	1100	339	405021	131180	
388 YUGO SLAV	2200	553	33550	9505	
400 U STATES	35987	40878	264588	191284	
	43330	43746	764784	355173	
VANILLA BEANS CRUDE	LB				300
228 LEEWIND	1181	11457	2974	25370	
335 GERMANY W			10	98	
352 MEXICO			4882	39320	
400 U STATES	2017	18269	40598	327234	
	3198	29726	48464	392022	
SEEDS AROMATIC CRUDE	LB				301
100 U KINGDOM	2240	139	14326	1751	
215 INDIA			10426	3879	
327 FRANCE			11200	609	
335 GERMANY W			616	324	
337 GUATEMALA			407	1111	
353 MOROCCO			179411	7951	
354 NETHRLNDS	12100	1057	89158	7388	
365 POLAND			4057	342	
372 SPAIN	5060	867	13322	1995	
400 U STATES	2170	1550	61223	12335	
	21570	3613	384146	37685	
TEA BLACK	LB				319
100 U KINGDOM	189970	136374	2931576	1853816	
203 B E AFR	164114	89906	1866756	919696	
215 INDIA	431988	230735	14143781	6864381	
217 CEYLON	1066908	506276	11078892	5786488	
218 MALAYA	5280	2101	124163	46417	
231 HONG KONG	822	531	92406	43271	
307 BEL CONGO			23242	10062	
309 BRAZIL			840	336	
313 CHINA			31600	8841	
335 GERMANY W			11684	8960	
347 JAPAN			6708	1942	
354 NETHRLNDS	3413	1426	211431	90564	
355 INDONESIA			131978	47855	
376 SWITZRLND			84	217	
389 IRELAND			9245	6801	
393 TAIWAN	5000	1500	41376	12627	
394 PORT E AF			21834	5119	
400 U STATES	2345	2077	143420	71929	
	1869840	970926	30871016	15779322	
TEA GREEN	LB				320
100 U KINGDOM	536	365	1316	1122	
231 HONG KONG	1073	552	20616	12142	
347 JAPAN	86371	20893	221647	57970	
400 U STATES	241	83	15587	3971	
	88221	21893	259166	75205	
VINEGAR	GAL				341
100 U KINGDOM			90	318	
327 FRANCE			1403	2662	
336 GREECE			110	248	
344 ITALY			1705	1962	
347 JAPAN			57	62	
354 NETHRLNDS			127	132	
400 U STATES	117299	42759	145730	60907	
	117299	42759	149222	66291	
YEAST IN CAKES AND PACKAGES	LB				352
100 U KINGDOM	22144	2073	209524	18364	
400 U STATES	1710	1179	18510	12185	
	23854	3252	228034	30549	
YEAST IN BULK	LB				353
400 U STATES	80	78	35405	7135	
	80	78	35405	7135	
HOPS	LB				362
388 YUGO SLAV			46440	83500	
400 U STATES	17851	11840	128933	140051	
	17851	11840	175373	223551	
LIQUORICE UNSWEETENED	LB				364
100 U KINGDOM			378	98	
400 U STATES	102360	22237	577832	115653	
	102360	22237	578210	115751	
MALT SYRUP AND EXTRACTS	LB				365
100 U KINGDOM	19560	3021	399852	59735	
335 GERMANY W	661	238	961	338	
354 NETHRLNDS			13924	2100	
400 U STATES	76323	14543	864749	160386	
	96544	17802	1279486	222559	
ESSENCES EXTRACTS N O P	GAL				367
100 U KINGDOM			861	9187	
220 BERMUDA			8	314	
327 FRANCE			33	437	
335 GERMANY W	11	514	46	2308	
344 ITALY			273	8623	
400 U STATES	92	1930	1379	84925	
	103	2444	2600	105794	
POTATOES FRENCH FRIED FROZEN	LB				380
400 U STATES	66531	9820	261364	43975	
	66531	9820	261364	43975	
POTATO CHIPS NOT FROZEN	LB				381
400 U STATES	357450	164159	3422764	1469527	
	357450	164159	3422764	1469527	
VEGETABLE FOOD PRODUCTS N O P					390
100 U KINGDOM		55076		200390	
218 MALAYA				505	

IMPORTS INTO CANADA FOR CONSUMPTION

Articles and Countries from which Imported	MONTH OF SEPTEMBER 1958		NINE MONTHS ENDED SEPTEMBER 1958		Class Number
	Quantities	Values (\$)	Quantities	Values (\$)	
231 HONG KONG		311		34162	
306 BELGIUM				3586	
318 DENMARK				626	
327 FRANCE				867	
335 GERMANY W		1921		12927	
347 JAPAN				3445	
354 NETHRLNDS		1293		5103	
375 SWEDEN		7182		33979	
376 SWITZRLND		603		3747	
400 U STATES		134656		1203500	
		201042		1502837	

IMPORTS INTO CANADA FOR CONSUMPTION

Articles and Countries from which Imported	MONTH OF SEPTEMBER 1958		NINE MONTHS ENDED SEPTEMBER 1958		Class Number
	Quantities	Values (\$)	Quantities	Values (\$)	
<u>GROUP 1</u>					
<u>AGRICULTURAL PRODUCTS</u>					
<u>B OTHER THAN FOOD</u>					
ALE BEER PORTER AND STOUT	GAL				
100 U KINGDOM	39331	52518	204177	278789	1501
318 DENMARK	1980	3432	7691	10692	
335 GERMANY W	1000	1046	19594	23842	
347 JAPAN	75	234	1509	4812	
354 NETHRLNDS			3192	3741	
400 U STATES	5715	8909	27214	28118	
	48101	66139	263377	349994	
BRANDY	P GAL				
100 U KINGDOM	497	4487	1303	10253	1511
207 UN SO AFR	16294	48166	84515	231178	
232 MALTA			2346	11302	
234 AUSTRALIA	6603	20950	47201	148305	
309 BRAZIL			14	50	
318 DENMARK			9	178	
327 FRANCE	20241	183549	137470	1212030	
335 GERMANY W	35	440	545	6855	
336 GREECE	153	1137	1149	9331	
344 ITALY			438	3068	
360 ISRAEL	68	1081	303	4648	
366 PORTUGAL	1765	6731	13655	54708	
372 SPAIN	548	3140	2702	17001	
376 SWITZRLND	35	652	77	1382	
388 YUGO SLAV	280	1424	1263	6489	
400 U STATES			2	51	
	46519	271757	292992	1716829	
CORDIALS AND LIQUEURS	P GAL				
100 U KINGDOM	2274	32159	12425	164797	1512
224 JAMAICA	104	1233	225	2607	
225 TRINIDAD			248	4410	
231 HONG KONG			112	1072	
234 AUSTRALIA			427	4252	
236 NEW ZEAL	43	432	67	626	
316 CUBA			72	1462	
317 CZECHO S			69	488	
318 DENMARK	735	13490	3664	53207	
327 FRANCE	6595	66996	27093	289992	
335 GERMANY W			34	299	
336 GREECE	43	348	358	2675	
340 HUNGARY			93	601	
344 ITALY	229	2682	1005	10298	
352 MEXICO	22	494	91	2038	
354 NETHRLNDS	2489	24780	11947	122728	
359 NORWAY			367	1807	
375 SWEDEN	62	232	259	1171	
384 P RICO	488	2671	1741	9336	
388 YUGO SLAV			137	769	
400 U STATES			21	244	
	13084	145517	60455	674879	
GIN	P GAL				
100 U KINGDOM	22954	109675	121407	568750	1513
335 GERMANY W	35	158	140	631	
354 NETHRLNDS	1124	3957	7516	24605	
	24113	113790	129063	593986	
RUM	P GAL				
100 U KINGDOM	33547	114633	221298	784786	1514
221 B GUIANA	22795	41141	808500	860346	
223 BARBADOS	12255	36239	138412	297157	
224 JAMAICA	31403	54724	118250	259781	
225 TRINIDAD	8220	34608	65172	288594	
316 CUBA	959	11993	8410	86936	
327 FRANCE	194	1429	558	4067	
338 HAITI	189	1386	1238	9011	
384 P RICO	9764	70986	48072	348096	
400 U STATES			5	63	
	119326	367139	1409915	2938837	
WHISKY	P GAL				
100 U KINGDOM	129363	961927	634722	4868315	1515
318 DENMARK			4	87	
354 NETHRLNDS			27	237	
382 VIRGIN IS			18295	35978	
389 IRELAND			7	98	
400 U STATES	42592	89156	771238	1547587	
	171955	1051083	1424293	6452302	
ABSINTHE ALCOHOLIC LIQUORS	P GAL				
207 UN SO AFR			1043	1435	1516
365 POLAND	20	125	136	831	
380 USSR	223	1607	223	1607	
	243	1732	1402	3873	
WINES NON SPARKLING	GAL				
100 U KINGDOM	12660	53483	68044	329177	1530
207 UN SO AFR	19227	31467	140622	233058	
231 HONG KONG			423	2115	
232 MALTA	1644	2578	13769	19850	
234 AUSTRALIA	39887	84062	192974	405725	

IMPORTS INTO CANADA FOR CONSUMPTION

Articles and Countries from which Imported	MONTH OF SEPTEMBER 1958		NINE MONTHS ENDED SEPTEMBER 1958		Class Number
	Quantities	Values (\$)	Quantities	Values (\$)	
318 DENMARK	409	1162	1291	3950	
327 FRANCE	38282	159810	262345	988630	
328 FR AFRICA	3557	5520	35318	51528	
335 GERMANY W	4503	23186	24710	132398	
336 GREECE	1770	2913	7087	11705	
340 HUNGARY			306	1328	
344 ITALY	37914	113479	182789	552794	
347 JAPAN			1513	5056	
354 NETHRLNDS	38	181	436	1949	
360 ISRAEL	600	2249	3558	13851	
366 PORTUGAL	23605	39034	153778	232151	
367 AZORES			2260	6938	
372 SPAIN	9326	26464	55144	162144	
376 SWITZRLND	100	357	1678	6288	
389 IRELAND	587	2935	4096	20320	
400 U STATES	17155	48560	86880	238976	
	211264	597440	1239026	3419931	
WINES SPARKLING					1560
207 UN SO AFR			40	92	
234 AUSTRALIA	8	61	245	1799	
306 BELGIUM			826	10848	
327 FRANCE	4097	48549	22900	266722	
335 GERMANY W	170	992	979	6155	
344 ITALY	704	3356	3574	16931	
360 ISRAEL			200	1550	
366 PORTUGAL			32	168	
372 SPAIN			48	76	
400 U STATES	5	85	147	1269	
	4984	53043	28991	305610	
GUMS AMBER AND ARABIC					1571
100 U KINGDOM	26807	4378	37004	6330	
396 SUDAN	70955	9876	392173	51384	
400 U STATES	34730	9200	450270	112188	
	132492	23454	879447	169902	
GUMS AUSTL COPAL					1572
DAMAR ETC					
218 MALAYA			3633	17785	
219 BEL OTHER			2355	8276	
234 AUSTRALIA			3	1190	
355 INDONESIA	570	2316	577	2472	
400 U STATES	180	3871	1374	37598	
	750	6187	7942	67321	
GUMS BARBERRY ELEM					1573
100 U KINGDOM			13	1168	
342 IRAN			6	909	
347 JAPAN			6	267	
400 U STATES	191	8404	2314	123437	
	191	8404	2339	125781	
BURGUNDY PITCH					1575
400 U STATES	2249	397	57447	9155	
	2249	397	57447	9155	
CHICLE OR SAPPATO					1576
GUM CRUDE					
352 MEXICO			52487	56581	
400 U STATES	74363	36339	522865	251460	
	74363	36339	575352	308041	
SHELLAC BLEACHED					1577
100 U KINGDOM			4480	1913	
335 GERMANY W			6000	2318	
400 U STATES	7230	3509	40865	20701	
	7230	3509	51345	24932	
LAC CRUDE SEED STICK AND SHELL					1579
100 U KINGDOM	169471	34321	262517	54878	
215 INDIA	7480	2418	602194	129227	
371 THAILAND	162743	29305	946829	184323	
400 U STATES	1390	767	626508	154291	
	341084	66811	2438048	522719	
RESIN OR ROSIN					1580
100 U KINGDOM			423	5158	
400 U STATES	25465	160928	228136	1453800	
	25465	160928	228559	1458958	
ROSIN SIZING					1581
400 U STATES	17939	206044	142227	1623176	
	17939	206044	142227	1623176	
WAX SEALING					1582
100 U KINGDOM				989	
400 U STATES		558		7435	
		558		8424	
GUMS AND BLENDS N O P					1583
100 U KINGDOM	1000	731	373173	126500	
344 ITALY	2240	762	47700	15769	
354 NETHRLNDS			7331	2600	
400 U STATES	322261	128635	2200576	990784	
	325501	130128	2628780	1135653	
TALL OIL AND TALL OIL PITCH					1584
400 U STATES	6838	37241	61367	334045	
	6838	37241	61367	334045	
COTTON SEED CAKE AND MEAL					1591
323 EL SALVD			24251	55343	
400 U STATES	4388	11298	20185	51032	
	4388	11298	44436	106375	
LINSEED OIL CAKE AND MEAL					1592
400 U STATES	500	1311	4634	12867	
	500	1311	4634	12867	
SOYA BEAN OIL CAKE AND MEAL					1594
400 U STATES	204310	613956	1702296	4860867	
	204310	613956	1702296	4860867	

IMPORTS INTO CANADA FOR CONSUMPTION

Articles and Countries from which Imported	MONTH OF SEPTEMBER 1958		NINE MONTHS ENDED SEPTEMBER 1958		Class Number
	Quantities	Values (\$)	Quantities	Values (\$)	
SOYA BEAN FLOUR	CWT				1595
335 GERMANY W	23	285	89	1136	
400 U STATES	2480	22183	27737	204647	
	2503	22468	27826	205783	
OIL CAKE AND MEAL N O P	CWT				1597
CASTOR OIL NOT EDIBLE	CWT				1601
100 U KINGDOM			9	257	
215 INDIA			182	2891	
309 BRAZIL	5053	65679	26301	352678	
400 U STATES	98	2777	2875	78138	
	5151	68456	29367	433964	
CHINAWOOD OIL NOT EDIBLE	CWT				1602
100 U KINGDOM			110	1438	
231 HONG KONG	325	3316	6560	83754	
304 ARGENTINA	6816	123693	13785	284393	
354 NETHRLNDS			564	7981	
362 PARAGUAY	3012	32508	9851	120425	
400 U STATES			32	1054	
	10153	159517	30902	499045	
COCOANUT OIL NOT EDIBLE	CWT				1603
100 U KINGDOM			68401	850714	
217 CEYLON	4694	55364	90425	991250	
218 MALAYA			37965	436001	
234 AUSTRALIA	26959	340142	110229	1266539	
235 FIJI			41849	523163	
400 U STATES	539	10511	572	11322	
	32192	406017	349441	4078089	
COTTON SEED OIL NOT EDIBLE	CWT				1605
323 EL SALVD			552	5797	
400 U STATES	12474	134400	159684	2034294	
	12474	134400	160236	2040091	
ESSENTIAL OIL N O P	LB				1606
100 U KINGDOM	1946	18289	125011	138703	
215 INDIA			2320	2031	
217 CEYLON			1600	914	
221 B GUIANA			1855	11941	
224 JAMAICA	490	703	980	1525	
225 TRINIDAD			1972	12761	
228 LEW WIND			320	2347	
231 HONG KONG			43000	83354	
234 AUSTRALIA	120	470	1256	2071	
309 BRAZIL			4485	2162	
312 CHILE			13	816	
313 CHINA			18531	34372	
316 CUBA			2912	72291	
327 FRANCE	50	1504	9490	52134	
335 GERMANY W	4026	3642	24961	17076	
338 HAITI			2311	14156	
344 ITALY			753	6788	
352 MEXICO	477	2697	3799	21162	
354 NETHRLNDS	1174	767	23263	17861	
362 PARAGUAY			500	970	
363 PERU			450	945	
372 SPAIN			400	462	
376 SWITZRLND	414	4125	2687	33855	
400 U STATES	81195	296889	847807	2567744	
	89892	329086	1120676	3100441	
EUCALYPTUS OIL	LB				1607
234 AUSTRALIA	400	372	2400	1868	
366 PORTUGAL			5864	2734	
400 U STATES	400	225	2951	2384	
	800	597	11215	6986	
FLAXSEED OR LINSEED OIL	CWT				1608
335 GERMANY W	9	261	9	261	
400 U STATES	223	3858	1368	25666	
	232	4119	1377	25927	
FOOTS OF COTTON SEED OR OLIVES	CWT				1609
400 U STATES			46	755	
			46	755	
OLIVE OIL FOR MANUFACTURING	CWT				1610
100 U KINGDOM	17	295	24	440	
400 U STATES			48	1085	
	17	295	72	1525	
PALM AND PALM KERNEL OIL	CWT				1611
100 U KINGDOM			22570	283061	
211 NIGERIA			6813	61166	
218 MALAYA	41724	364359	259574	2500867	
307 BEL CONGO			11749	98136	
354 NETHRLNDS	1178	18562	7892	129837	
400 U STATES	399	5963	7029	88470	
	43301	388884	315627	3161537	
PEANUT OIL	CWT				1613
100 U KINGDOM	4067	48302	111524	1517962	
400 U STATES			992	20752	
	4067	48302	112516	1538714	
PEPPERMINT OIL	LB				1614
100 U KINGDOM			15	164	
347 JAPAN			600	1431	
400 U STATES	5495	31427	63580	319308	
	5495	31427	64195	320903	
RESIN OIL	CWT				1617
400 U STATES	866	5898	5116	29780	
	866	5898	5116	29780	
SESAME SEED OIL	CWT				1618
231 HONG KONG	4	163	52	1840	

IMPORTS INTO CANADA FOR CONSUMPTION

Articles and Countries from which Imported	MONTH OF SEPTEMBER 1958		NINE MONTHS ENDED SEPTEMBER 1958		Class Number
	Quantities	Values (\$)	Quantities	Values (\$)	
347 JAPAN			5	214	
400 U STATES	21	698	281	8753	
SOYA BEAN OIL FOR MANUFACTURE	25	861	338	10807	1619
400 U STATES	7399	86032	46864	583376	
VEGETABLE OIL N O P NOT EDIBLE	7399	86032	46864	583376	
100 U KINGDOM	CWT				1620
207 UN SO AFR	10487	128572	17742	221053	
305 AUSTRIA			266	3785	
354 NETHRLNDS			2	100	
400 U STATES			2758	37349	
	11713	153480	122010	1749814	
RAPE SEED OIL	22200	282052	142778	2012101	
100 U KINGDOM	CWT				1621
CASHEW NUT SHELL OIL	80	1698	200	4250	
400 U STATES	80	1698	200	4250	
OITICICA OIL	CWT		470	7452	1622
309 BRAZIL			470	7452	
SUNFLOWER SEED OIL	CWT		1012	16143	1623
VEGETABLE OILS FOR TEXTILES			1012	16143	1624
100 U KINGDOM	CWT				1625
335 GERMANY W	45	945	217	3134	
376 SWITZRLND			45	945	
400 U STATES			4	418	
	1704	40224	18199	387409	
LEMON OIL AND ORANGE OIL	1749	41169	18465	391906	
100 U KINGDOM	LB				1626
220 BERMUDA	242	741	1476	2295	
222 B HOND	24700	167019	30020	216014	
224 JAMAICA			3504	5204	
304 ARGENTINA			12036	18181	
335 GERMANY W	66	309	25	133	
344 ITALY			176	863	
354 NETHRLNDS	2400	9360	5533	25228	
360 ISRAEL			10114	37386	
376 SWITZRLND	35	920	550	679	
400 U STATES	7790	24577	147	2973	
	35233	202926	104658	286887	
SPEARMINT OIL	LB		168239	595843	1627
400 U STATES	1735	9042	25285	113584	
ROSE BUSHES NOP	1735	9042	25285	113584	1646
100 U KINGDOM	NO				1646
306 BELGIUM			24721	12254	
318 DENMARK			31760	5211	
327 FRANCE			126837	22866	
335 GERMANY W			620	172	
354 NETHRLNDS			13293	3710	
375 SWEDEN			584373	134351	
400 U STATES			1200	288	
			940644	414590	
BUSHES ROOTS AND VINES N O P			1723448	593442	
327 FRANCE	NO				1647
335 GERMANY W			20800	1942	
354 NETHRLNDS			820	121	
400 U STATES			6940	1671	
	2500	93	1498387	60122	
APPLE TREES N O P	2500	93	1526947	63856	
318 DENMARK	NO				1651
354 NETHRLNDS			100	70	
400 U STATES			859	659	
			14461	13217	
PEACH TREES AND JUNE BUDS NOP			15420	13946	
400 U STATES			59570	31721	1653
FRUIT TREES N O P			59570	31721	1657
318 DENMARK	NO				1657
354 NETHRLNDS			200	135	
400 U STATES			780	455	
			35031	26183	
AZALEAS RHODOOENDRONS ETC			36011	26773	
100 U KINGDOM		88		2727	1662
207 UN SO AFR				2728	
227 BAHAMAS				100	
231 HONG KONG				1001	
306 BELGIUM		84330		132430	
318 DENMARK				1977	
327 FRANCE		3643		8045	
335 GERMANY W				683	
344 ITALY				4961	
347 JAPAN		922		3308	
354 NETHRLNDS		405554		586808	
383 HAWAII				267	
384 P RICO		341		5557	
400 U STATES		88597		626533	
PALMS FERNS FICUS CANNAS ETC		583475		1377125	1663
100 U KINGDOM				249	
306 BELGIUM		808		2923	
347 JAPAN				105	
354 NETHRLNDS		630		23734	

IMPORTS INTO CANADA FOR CONSUMPTION

Articles and Countries from which Imported	MONTH OF SEPTEMBER 1958		NINE MONTHS ENDED SEPTEMBER 1958		Class Number	
	Quantities	Values (\$)	Quantities	Values (\$)		
400 U STATES		1443		15154	1664	
TULIP BULBS		2881		42165		
306 BELGIUM		3150		3150	1665	
347 JAPAN		7405		17560		
354 NETHRLNDS		448537		518950		
400 U STATES		13130		18005		
GLADIOLI BULBS		472222		557665	1665	
236 NEW ZEAL				131		
347 JAPAN				4202	1666	
354 NETHRLNDS				82590		
400 U STATES				18215		
FLOWERS AND FOLIAGE CUT				105138		
100 U KINGDOM		948		4590	1666	
220 BERMUDA				1870		
225 TRINIDAD				143		
231 HONG KONG				832		
234 AUSTRALIA		619		1173		
327 FRANCE				755		
335 GERMANY W				448		
344 ITALY		636		8170		
347 JAPAN				364		
352 MEXICO		136		15158		
354 NETHRLNDS		1329		2702		
383 HAWAII		127		685		
400 U STATES		68462		1142436		
TREES SEEDLING STOCK		72257		1179326		1668
100 U KINGDOM				2419		
306 BELGIUM				4508		1669
318 DENMARK				1564		
327 FRANCE				7628		
354 NETHRLNDS				41890		
400 U STATES				15977		
FLORIST OR NURSERY STOCK N O P				73986		
100 U KINGDOM				2230	1678	
306 BELGIUM		740		17362		
318 DENMARK				18526		
327 FRANCE				3956		
335 GERMANY W				10889		
347 JAPAN				311		
354 NETHRLNDS		308		647612		
384 P RICO				479		
400 U STATES		42407		726460		
LATEX NATURAL		43455		1427825		
218 MALAYA	LB		1106319	387858	1679	
400 U STATES	783103	254198	5000872	1644894		
LATEX SYNTHETIC	LB	783103	254198	6107191	2032752	1681
335 GERMANY W			250	77		
400 U STATES	467712	178315	3965765	1422167	1682	
BALATA CRUDE	467712	178315	3966015	1422244		
309 BRAZIL	LB		8560	3383	1683	
GUTTA PERCHA UNMANUFACTURED			8560	3383		
400 U STATES	LB	600	2024	11158	37282	1684
RUBBER CRUDE CAOUTCHOUC	600	2024	11158	37282		
100 U KINGDOM	LB		61737	16342	1687	
211 NIGERIA	22400	5798	22400	5798		
217 CEYLON	332070	64000	6782101	1455340		
218 MALAYA	5909486	1202599	38348554	8151516		
219 BEI OTHER	22400	4830	22400	4830		
350 LIBERIA	179200	43981	366240	86106		
355 INDONESIA	67538	10918	336746	70735		
371 THAILAND			537600	105417		
400 U STATES	461412	108568	3235468	759554		
COMB BLANKS OF HARD RUBBER	6994506	1440694	49713246	10655638		
305 AUSTRIA				406		1688
335 GERMANY W		232		820		
400 U STATES				626		
RUBBER POWDERED WASTE OR JUNK				1852	1689	
100 U KINGDOM	CWT	71	1285	1224		
376 SWITZRLND				2		
400 U STATES	2761	21383	21474	169621		
RUBBER RECOVERED		2832	22668	22700	179272	1689
100 U KINGDOM	CWT	1120	10392	7238		
400 U STATES	18169	193502	152422	1591575	1689	
RUBBER SUBSTITUTE OR SYNTHETIC	19289	203894	1596660	1650502		
335 GERMANY W	CWT	5	412	5	412	1690
354 NETHRLNDS				19		
400 U STATES	20492	585304	148723	4162993		
RUBBER THREAD NOT COVERED	20497	585716	148747	4163702		
100 U KINGDOM	LB	280	384	7583	10318	1690
400 U STATES	29429	44229	222054	338071		
	29709	44613	229637	348389		

IMPORTS INTO CANADA FOR CONSUMPTION

Articles and Countries from which Imported	MONTH OF SEPTEMBER 1958		NINE MONTHS ENDED SEPTEMBER 1958		Class Number
	Quantities	Values (\$)	Quantities	Values (\$)	
HARD RUBBER STRIP SHEET ROD 100 U KINGDOM 335 GERMANY W 400 U STATES	LB 116	76	16 657 500 10 223	56 36 127 1 643 33	1691
	302	291	27 380	22 196	
FOAM RUBBER SHEETING 100 U KINGDOM 400 U STATES		14 768 14 768		17 170 11 578 5 13 295 5	1697
RUBBER SHEETING N O P 100 U KINGDOM 218 MALAYA 335 GERMANY W 354 NETHRLNDS 400 U STATES		12 380 1 358 660 507 19 634 34 539		27 268 9 298 5 49 08 87 3 17 455 6 30 059 0	1698
CONVEYOR BELTING OF RUBBER 100 U KINGDOM 335 GERMANY W 347 JAPAN 359 NORWAY 400 U STATES		11 145 5 496 16 641		21 611 1 2 595 50 20 16 54 10 612 4 33 150 4	1699
BELTING RUBBER N O P 100 U KINGDOM 335 GERMANY W 347 JAPAN 375 SWEDEN 400 U STATES		11 097 134 3 583 28 057 42 871		56 589 110 6 472 32 60 25 573 4 32 316 5	1701
CANVAS SHOES RUBBER SOLES 100 U KINGDOM 215 INDIA 231 HONG KONG 313 CHINA 317 CZECHO S 335 GERMANY W 344 ITALY 347 JAPAN 400 U STATES	PAIR 838 8 640	1120 3286	82 974 397 280 13 586 51 16 900 38 730 1 424 19 12 410 410 19 454 23 277 35	53 321 190 349 61 417 9 82 08 2 380 4 23 23 42 64 16 970 3 22 563 108 871 4	1702
BOOTS AND SHOES RUBBER N O P 100 U KINGDOM 218 MALAYA 231 HONG KONG 317 CZECHO S 327 FRANCE 335 GERMANY W 347 JAPAN 400 U STATES	PAIR 67 110 4 531 5 156	10 394 1 6 551 0 606	33 954 3 2 400 25 808 24 237 8 3 792 2 454 508 352 18 956	50 217 2 100 1 13 342 27 439 9 150 16 51 52 43 569 6 30 940	1703
CEMENT RUBBER 100 U KINGDOM 335 GERMANY W 376 SWITZRLND 400 U STATES		486 1 397 8 306 9 8 495 2		51 13 43 80 61 621 9 62 583 9	1704
CLOTHING RUBBER N O P 100 U KINGDOM 231 HONG KONG 306 BELGIUM 327 FRANCE 335 GERMANY W 344 ITALY 347 JAPAN 359 NORWAY 360 ISRAEL 400 U STATES		907 36 393 134 25 552 3837 19 223 8 604 6		25 704 24 835 1 207 580 12 30 134 16 672 2 19 354 200 6 900 44 55 433 2	1705
GLOVES RUBBER 100 U KINGDOM 234 AUSTRALIA 317 CZECHO S 335 GERMANY W 347 JAPAN 354 NETHRLNDS 400 U STATES	DZ PR 800 384	2962 1021	15 462 2816 408 827 1052 174 26 659 7373	53 864 73 21 579 288 5 2190 214 299 184 3662 37	1706
GOLF BALLS 100 U KINGDOM 347 JAPAN 376 SWITZRLND 400 U STATES	DOZ 740	2303	67 812 10 655 60 44 495	18 169 7 26 543 284 20 201 4	1707
HEELS RUBBER 100 U KINGDOM 231 HONG KONG 400 U STATES	PAIR 14 561 3	15 186	12 302 2	500 6 869 1 13 120 0 14 489 7	1708
HOSE RUBBER OR RUBBER LINED 100 U KINGDOM 318 DENMARK 335 GERMANY W 347 JAPAN 354 NETHRLNDS 375 SWEDEN		5849 183		13 670 6 5520 10 487 4229 762 361	1709

IMPORTS INTO CANADA FOR CONSUMPTION

Articles and Countries from which Imported	MONTH OF SEPTEMBER 1958		NINE MONTHS ENDED SEPTEMBER 1958		Class Number
	Quantities	Values (\$)	Quantities	Values (\$)	
381 ALASKA				78	
400 U STATES		228323		1537927	
WATER BOTTLES RUBBER		234355		1696070	1710
100 U KINGDOM		2662		25933	
305 AUSTRIA				190	
317 CZECHO S				2669	
335 GERMANY W				3833	
400 U STATES		327		9123	
MATERIALS FOR SEALING COMPOUND		2989		41748	1711
400 U STATES		26477		130672	
MATS AND MATTING RUBBER		26477		130672	1712
100 U KINGDOM		268		8062	
335 GERMANY W		1276		11752	
344 ITALY				290	
354 NETHRLNDS		287		14077	
400 U STATES		118067		1013606	
PACKING RUBBER		119898		1047787	1713
100 U KINGDOM		2115		18281	
335 GERMANY W				1762	
375 SWEDEN		109		1121	
400 U STATES		45941		242559	
RAINCOATS RUBBER	NO	48165		263723	1714
100 U KINGDOM			230	1871	
TIRES BICYCLE AND MOTORCYCLE	NO		230	1871	1715
100 U KINGDOM	4755	3862	59885	61210	
306 BELGIUM	400	332	23809	14756	
317 CZECHO S	1300	749	7780	5206	
327 FRANCE	150	118	6740	4145	
335 GERMANY W	4390	2644	72460	46645	
344 ITALY			549	1218	
347 JAPAN	3000	1570	7873	4090	
354 NETHRLNDS	6900	4480	138882	83687	
375 SWEDEN	1400	3146	20825	19943	
400 U STATES	768	695	12167	15395	
TIRES CASINGS N O P	23063	17596	350970	256295	1716
100 U KINGDOM	NO	465	9714	16857	224880
327 FRANCE	1320	75462	9592	535631	
335 GERMANY W	166	3223	1319	24295	
344 ITALY			227	2943	
347 JAPAN			1454	68053	
359 NORWAY			100	310	
375 SWEDEN	1800	3570	18562	38361	
381 ALASKA	2	784	4	979	
400 U STATES	8745	572220	62120	3318600	
TIRES INNER TUBES N O P	12498	664973	110235	4214052	1717
100 U KINGDOM	NO	497	1574	7839	17989
327 FRANCE	965	3656	6790	24196	
335 GERMANY W	50	70	371	1205	
347 JAPAN			316	1204	
359 NORWAY			100	88	
375 SWEDEN	1800	972	21489	11475	
400 U STATES	3018	15293	55377	164169	
TIRES SOLID AUTOMOBILE	6330	21565	92282	220326	1718
400 U STATES	NO	126	2911	1570	38657
TIRES SOLID RUBBER N O P		126	2911	1570	38657
100 U KINGDOM			7404	56957	1719
400 U STATES			19218	199246	
MANUFACTURES OF RUBBER N O P		26622		256203	1720
100 U KINGDOM		11760		196560	
207 UN SO AFR				97	
231 HONG KONG				404	
305 AUSTRIA		141		793	
306 BELGIUM				249	
317 CZECHO S		357		4244	
318 DENMARK				1846	
327 FRANCE		460		12631	
335 GERMANY W		4987		44134	
344 ITALY		2445		17494	
347 JAPAN		6044		39717	
354 NETHRLNDS		727		2227	
375 SWEDEN		1606		2173	
376 SWITZRLND				1024	
400 U STATES		463662		3842439	
TIRES INNER TUBES BICYCLE		492189		4166032	1721
100 U KINGDOM	NO		34093	13544	
306 BELGIUM	150	67	15686	4200	
317 CZECHO S	2000	437	9800	2128	
335 GERMANY W	4600	1185	73580	20008	
347 JAPAN			2900	587	
354 NETHRLNDS	6700	2417	141938	39752	
375 SWEDEN	1400	854	17670	6528	
400 U STATES			1680	1170	
	14850	4960	297347	87917	

IMPORTS INTO CANADA FOR CONSUMPTION

Articles and Countries from which Imported	MONTH OF SEPTEMBER 1958		NINE MONTHS ENDED SEPTEMBER 1958		Class Number
	Quantities	Values (\$)	Quantities	Values (\$)	
GASKETS AND WASHERS RUBBER					1722
100 U KINGDOM		445		7997	
306 BELGIUM		3716		5810	
335 GERMANY W				316	
344 ITALY				1911	
347 JAPAN				81	
375 SWEDEN		124		526	
400 U STATES		103789		848389	
		108074		865030	
DRUGGISTS SUNDRIES RUBBER					1723
100 U KINGDOM		13915		58925	
305 AUSTRIA				454	
317 CZECHO S				1620	
335 GERMANY W		1712		10972	
347 JAPAN				2535	
354 NETHRLNDS				1385	
400 U STATES		60089		765381	
		75716		841272	
TIRE REPAIR MATERIAL OF RUBBER					1724
100 U KINGDOM		2196		13684	
327 FRANCE				453	
335 GERMANY W		4950		82224	
400 U STATES		73122		471101	
		80268		567462	
NURSING NIPPLES RUBBER					1725
	GROSS				
100 U KINGDOM			750	2500	
400 U STATES	658	6609	9825	80432	
	658	6609	10575	82932	
FLOORING AND TILE OF RUBBER					1726
	SQ YD				
100 U KINGDOM	36	105	638	1522	
317 CZECHO S			445	704	
327 FRANCE			1489	3743	
400 U STATES	17725	33438	103306	180588	
	17761	33543	105878	186557	
V BELTS CHIEFLY OF RUBBER					1727
100 U KINGDOM		8312		51748	
305 AUSTRIA				153	
335 GERMANY W		1390		7256	
344 ITALY				204	
347 JAPAN		4349		13026	
354 NETHRLNDS				1504	
375 SWEDEN				6044	
376 SWITZRLND				192	
400 U STATES		37357		564272	
		51408		644399	
SOLES SOLING MATERIALS RUBBER					1728
100 U KINGDOM				3697	
217 CEYLON				9702	
218 MALAYA				2903	
335 GERMANY W		1968		2615	
344 ITALY				129	
354 NETHRLNDS				548	
400 U STATES		57169		402290	
		59137		421884	
AUTOMOTIVE PARTS OF RUBBER NOP					1729
100 U KINGDOM		448		10949	
327 FRANCE		300		582	
335 GERMANY W		556		5943	
344 ITALY				306	
400 U STATES		119146		1295011	
		120450		1312791	
WEATHERSTRIPPING OF RUBBER					1730
100 U KINGDOM				8758	
335 GERMANY W		5061		17464	
400 U STATES		98306		736520	
		103367		762742	
TIRES PNEUM USED EXCEPT SCRAP					1731
	NO				
100 U KINGDOM			7	95	
347 JAPAN			39	357	
381 ALASKA			250	1983	
400 U STATES	7661	45872	49467	238458	
	7661	45872	49763	240893	
TIRES TRACTOR AND IMPLEMENT					1732
	NO				
100 U KINGDOM	56	985	213	3795	
375 SWEDEN			1653	4258	
400 U STATES	5149	149752	41924	1507129	
	5205	150737	43790	1515182	
ANNATTO SEED					1741
	LB				
321 ECUADOR			4380	1059	
400 U STATES			15699	3475	
			20079	4534	
SUGAR BEET SEED					1744
	LB				
317 CZECHO S			400	90	
400 U STATES			168855	32075	
			169255	32165	
SEEDS FOR BLENDING					1746
	LB				
215 INDIA	2244	262	29824	4698	
304 ARGENTINA	169313	9054	547984	27298	
327 FRANCE	7155	1457	11713	2437	
335 GERMANY W			19972	986	
353 MOROCCO			160775	6924	
354 NETHRLNDS			93400	4641	
372 SPAIN			28814	2660	
400 U STATES	3800	340	66720	6669	
	182512	11113	959202	56313	

IMPORTS INTO CANADA FOR CONSUMPTION

Articles and Countries from which Imported	MONTH OF SEPTEMBER 1958		NINE MONTHS ENDED SEPTEMBER 1958		Class Number
	Quantities	Values (\$)	Quantities	Values (\$)	
CLOVER SEED					1750
100 U KINGDOM	LB		191 321	39 368	
236 NEW ZEAL		40 640	123 975	49 262	
318 DENMARK			22 246	12 426	
326 FINLAND			88	71	
327 FRANCE		3 526 4	1 778 03	3 974 6	
340 HUNGARY		2 977 6	10 3 273	4 882 6	
354 NETHRLNDS			110	62	
359 NORWAY			1 500	944	
400 U STATES		2 266 84	5 678 250	19 027 10	
		3 323 64	6 298 566	20 934 15	
FLAX SEED					1751
400 U STATES	BUSH		9 658 2	30 331 9	
		9 175 2	28 167 9	9 658 2	
			9 658 2	30 331 9	
BENT GRASS SEED					1753
236 NEW ZEAL	LB	7 980	3 276 8	14 340	
318 DENMARK			2 156	1 399	
335 GERMANY W			2 200	1 380	
354 NETHRLNDS			7 556	5 131	
400 U STATES		4 270 0	5 566 16	14 207 6	
		5 068 0	6 012 96	16 432 6	
GRASS SEED TIMOTHY					1754
100 U KINGDOM	LB		400	247	
354 NETHRLNDS			541	453	
400 U STATES		9 952 0	11 360 68	12 003 2	
		9 952 0	11 370 09	12 073 2	
GRASS SEED N O P					1755
100 U KINGDOM	LB	6 720 0	11 681 7	20 148	
234 AUSTRALIA			40 404	2 286	
236 NEW ZEAL			20 167	4 899	
318 DENMARK		3 795 0	6 507 11	14 381 3	
335 GERMANY W			5 756 5	2 763	
354 NETHRLNDS		9 800	7 959 4	21 297	
400 U STATES		41 585 1	52 802 02	93 878 8	
		53 080 1	62 454 60	113 399 4	
MILLET AND RAPE SEED					1756
100 U KINGDOM	LB		10 599	11 34	
234 AUSTRALIA			98 680	4 866	
304 ARGENTINA		11 463 9	275 664	7 493	
306 BELGIUM			2 204	1 57	
318 DENMARK		3 000	3 000	411	
327 FRANCE			8 615	1 750	
335 GERMANY W		15 000	78 235	4 458	
354 NETHRLNDS			3 000	203	
400 U STATES		14 328 0	83 437 0	33 084	
		27 591 9	131 436 7	53 556	
MUSHROOM SPAWN					1757
100 U KINGDOM				83	
400 U STATES				69 357	
		11 208		69 440	
SEED BEANS AND SEED PEAS					1758
100 U KINGDOM	LB		11 580	12 40	
203 B E AFR			53 225	3 658	
236 NEW ZEAL			31 755	20 15	
306 BELGIUM			7 507	2 72	
354 NETHRLNDS			11 969	1 838	
400 U STATES		12 000	55 583 68	65 571 7	
		12 000	56 744 04	66 474 0	
SEED POTATOES					1759
400 U STATES	CWT		26 611	80 556	
			26 611	80 556	
SEEDS 5 DOLLARS OR OVER PER LB					1762
100 U KINGDOM				4 321	
318 DENMARK				1 332	
327 FRANCE		176		565	
335 GERMANY W				463	
354 NETHRLNDS		75		5549	
400 U STATES		7 589		4 984 3	
		7 840		6 207 3	
GARDEN FIELD ROOT SEEDS N O P					1766
100 U KINGDOM				1 233 5	
215 INDIA		4 096		8 390	
231 HONG KONG		13 95		4 403 5	
306 BELGIUM				1 910	
318 DENMARK		13 7		4 772	
327 FRANCE		75		659	
335 GERMANY W		461		1 404	
344 ITALY		5 757		14 053	
347 JAPAN				7 98	
352 MEXICO				1 680 4	
354 NETHRLNDS		3 194		4 686 5	
358 NICARAGUA		4 795		3 271 1	
400 U STATES		7 568		34 226 3	
		27 478		52 699 9	
TOBACCO TURKISH UNSTEMMED					1776
336 GREECE	LB	6 520	6 435	39 193	
379 TURKEY		35 844	29 555	21 485 1	
400 U STATES		2 262	2 258	8 338	
		4 463 3	38 248	26 238 2	
				22 147 0	
TOBACCO FLUE CURED UNSTEMMED					1778
100 U KINGDOM	LB	11 222	7 410	133 887	
205 RHOD NYAS		16 497	9 704	100 182	
207 UN SO AFR		27 409	20 074	27 409	
347 JAPAN				6 418	
400 U STATES		2 669	2 597	26 223	
		5 779 7	39 785	294 119	
				20 431 6	

IMPORTS INTO CANADA FOR CONSUMPTION

Articles and Countries from which Imported	MONTH OF SEPTEMBER 1958		NINE MONTHS ENDED SEPTEMBER 1958		Class Number
	Quantities	Values (\$)	Quantities	Values (\$)	
CIGAR LEAF UNSTEMMED	LB				1779
309 BRAZIL			1 379	8 30	
316 CUBA	4 397	9 056	3 602 2	6 351 1	
320 DOM REP	1 262	3 22	1 262	3 22	
400 U STATES	10 291 3	29 676 1	5 28 299	15 549 47	
	10 857 2	30 613 9	5 669 62	1 619 610	
TOBACCO N O P UNSTEMMED	LB				1780
347 JAPAN			5 750	1 64 6	
392 SYRIA	5 902	2 21 2	4 837 2	1 988 6	
400 U STATES	1 075	3 51	5 935	2 19 2	
	6 977	2 56 3	6 005 7	2 37 2 4	
CIGAR LEAF STEMMED	LB				1782
316 CUBA	2 921 0	4 247 3	2 634 89	3 382 91	
400 U STATES	4 564 7	4 234 1	2 107 60	1 414 57	
	7 485 7	8 481 4	4 742 49	4 797 48	
TOBACCO N O P STEMMED	LB				1783
100 U KINGDOM			5 861 3	3 830 9	
205 RHOD NYAS	4 537 6	2 553 6	5 353 58	2 981 38	
400 U STATES	3 43	4 35	1 744	2 14 5	
	4 571 9	2 597 1	5 957 15	3 385 92	
CIGARS	LB				1784
224 JAMAICA			1 45	1 60 7	
309 BRAZIL			88	2 29	
316 CUBA	1 330	9 660	7 315	6 413 8	
318 DENMARK			2 36	1 33 5	
335 GERMANY W	23	5 6	1 362	3 67 2	
354 NETHRLNDS	2 090	7 61 2	2 532 8	8 693 9	
376 SWITZRLND	67	2 26	3 59	1 07 9	
400 U STATES	3 917	9 52 5	30 12 4	7 77 3 4	
	7 42 7	2 707 9	6 495 7	2 367 3 3	
CIGARETTES	LB				1785
100 U KINGDOM	1 850	3 741	3 292 7	5 961 5	
327 FRANCE	500	1 200	2 850	5 04 6	
335 GERMANY W			9 47	1 41 4	
344 ITALY			91 9	1 07 3	
354 NETHRLNDS			301	1 63	
400 U STATES	5 244 8	9 843 6	3 924 02	7 371 4 8	
	5 479 8	10 337 7	4 303 46	8 044 5 9	
TOBACCO CUT	LB				1787
100 U KINGDOM	4 647	9 983	7 274 4	1 562 8 4	
231 HONG KONG			1 000	1 41 8	
327 FRANCE			2 5	1 20	
354 NETHRLNDS	1 143 1	9 64 6	1 275 2 2	10 151 4	
359 NORWAY	3 53	4 91	5 29	7 3 3	
400 U STATES	1 935 4	3 141 7	1 734 87	2 819 40	
	3 578 5	5 153 7	3 753 07	5 420 0 9	
TOBACCO MANUFACTURED N O P	LB				1788
100 U KINGDOM	4 21	1 06 6	1 021 6	1 313 0	
359 NORWAY			88	1 22	
400 U STATES	2 14 8	1 83 6	2 224 9	2 358 2	
	2 56 9	2 90 2	3 255 3	3 68 3 4	
LOCUST BEANS LOCUST BEAN MEAL	LB				1811
400 U STATES	6 50	2 83	1 523 5	2 66 6	
	6 50	2 83	1 523 5	2 66 6	
BROOM CORN	CWT				1813
340 HUNGARY			6 20	6 47 9	
344 ITALY	8 28	1 006 7	5 588	7 378 8	
388 YUGO SLAV	8 09	8 08 2	7 43 7	7 148 6	
400 U STATES	2 72 5	4 081 8	20 82 8	30 461 5	
	4 36 2	5 896 7	3 447 3	4 563 6 8	
CATTLE FOOD WITH MOLASSES					1815
400 U STATES		1 717 1		6 840 9	
		1 717 1		6 840 9	
DRUGS CRUDE BARKS FLOWERS		4 65		5 77 6	1816
100 U KINGDOM				5 52	
203 B E AFR				6 97 1	
207 UN SO AFR				2 93 6	
215 INDIA				20 14	
217 CEYLON				21 91	
224 JAMAICA				10 50	
225 TRINIDAD				3 982 0	
231 HONG KONG		1 560		2 15	
304 ARGENTINA				2 12 2	
306 BELGIUM		3 69		3 44	
307 BEL CONGO				4 33	
309 BRAZIL		3 70		1 04	
312 CHILE				2 61 1	
327 FRANCE		4 36		7 13 2	
335 GERMANY W		1 02 9		2 38	
336 GREECE				1 770	
339 HONDURAS				7 9	
344 ITALY				1 52	
355 INDONESIA				6 89	
363 PERU		1 35		6 7	
372 SPAIN		6 7		1 26 8	
388 YUGO SLAV				10 42 3 3	
400 U STATES		6 47 4		1 834 6 7	
		10 90 5			
HAY AND STRAW	TON				1818
400 U STATES	6 192	1 596 8 5	2 834 3	6 475 6 2	
	6 192	1 596 8 5	2 834 3	6 475 6 2	
MUCILAGE AND VEGETABLE GLUE	LB				1824
100 U KINGDOM	8 36	2 27	2 522 2	3 96 1	
318 DENMARK			2 50	9 9	
335 GERMANY W	2 76	1 12	2 76	1 12	
347 JAPAN			2 75 6	6 04	

IMPORTS INTO CANADA FOR CONSUMPTION

Articles and Countries from which Imported	MONTH OF SEPTEMBER 1958		NINE MONTHS ENDED SEPTEMBER 1958		Class Number
	Quantities	Values (\$)	Quantities	Values (\$)	
376 SWITZRLND			264	102	
400 U STATES	34363	7249	229803	53606	
PALM LEAF UNMANUFACTURED	35475	7588	258571	58484	1825
400 U STATES		657		39141	
ROOTS MEDICINAL		657		39141	
ALKANET JALAP					1827
100 U KINGDOM		443		443	
231 HONG KONG		275		5669	
306 BELGIUM				217	
327 FRANCE				3024	
335 GERMANY W		272		272	
354 NETHRLNDS				389	
394 PORT E AF				2813	
400 U STATES		1115		9440	
STARCH AND PREPARATIONS N O P		2105		22267	
LB					1828
100 U KINGDOM			2600	400	
231 HONG KONG			21060	2589	
335 GERMANY W	2204	368	15701	2687	
347 JAPAN			1000	112	
354 NETHRLNDS	3500	387	175582	19277	
400 U STATES	967720	109848	8090124	849876	
STARCH POTATO POTATO FLOUR	973424	110603	8306067	874941	
LB					1829
318 DENMARK			20000	1029	
335 GERMANY W			1660	465	
354 NETHRLNDS			25448	2043	
400 U STATES	67800	7961	749801	75683	
TAR PINE CRUDE IN BULK	67800	7961	796909	79220	
GAL					1832
100 U KINGDOM			2195	1929	
400 U STATES	37416	14297	170738	72122	
TEASELS	37416	14297	172933	74051	
100 U KINGDOM		172		603	1833
327 FRANCE				608	
400 U STATES				11343	
TURPENTINE RAW OR CRUDE		172		12554	
LB					1834
400 U STATES			93263	6232	
TURPENTINE SPIRITS OF			93263	6232	
GAL					1835
100 U KINGDOM			124	295	
231 HONG KONG			30	331	
313 CHINA			275	206	
335 GERMANY W			176	529	
388 YUGO SLAV			30	434	
400 U STATES	110270	70554	1053253	718741	
VEGETABLE PRODUCTS N O P	110270	70554	1053888	720536	
100 U KINGDOM		281		33413	1836
225 TRINIDAD				170	
231 HONG KONG				8523	
309 BRAZIL		108		2694	
317 CZECHO S				623	
318 DENMARK				57	
321 ECUADOR				1954	
327 FRANCE				300	
335 GERMANY W		495		3360	
338 HAITI				1382	
344 ITALY				5150	
347 JAPAN				2198	
352 MEXICO				156	
354 NETHRLNDS				1277	
359 NORWAY		21846		45937	
372 SPAIN				846	
376 SWITZRLND				528	
383 HAWAII				1061	
387 VENEZUELA				2216	
388 YUGO SLAV				254	
390 GERMANY E				154	
400 U STATES		23843		130371	
VEGETABLE COLOURING		46573		242624	
100 U KINGDOM		662		9370	1839
354 NETHRLNDS				222	
400 U STATES		4281		106700	
DEXTRINE STARCH MIXTURES N O P		4943		116292	
LB					1840
100 U KINGDOM	44700	3269	574480	45040	
327 FRANCE			1103	109	
354 NETHRLNDS	86509	5726	1189486	82751	
400 U STATES	111040	11747	1037717	103048	
DEXTRINE STARCH NOT A PASTE	242249	20742	2802786	230948	
LB					1841
354 NETHRLNDS			2205	185	
400 U STATES			56195	4335	
DISTILLERS SOLUBLES			58400	4520	
CWT					1842
316 CUBA			50	370	
400 U STATES	11560	43180	69189	266963	
VEGETABLE FLOUR NOP NOT EDIBLE	11560	43180	69239	267333	
400 U STATES		45111		359301	1843
		45111		359301	

IMPORTS INTO CANADA FOR CONSUMPTION

Articles and Countries from which Imported	MONTH OF SEPTEMBER 1958		NINE MONTHS ENDED SEPTEMBER 1958		Class Number
	Quantities	Values (\$)	Quantities	Values (\$)	
VEGETABLE FLAVOURINGS					1845
100 U KINGDOM		2385		30327	
312 CHILE		162		162	
327 FRANCE				15331	
335 GERMANY W		319		4535	
336 GREECE				1502	
344 ITALY		799		4780	
354 NETHRLNDS		763		7304	
366 PORTUGAL				168	
372 SPAIN		111		545	
400 U STATES		37456		453723	
		41995		518377	
SIZING PREPARATIONS N O P	LB				1846
400 U STATES	68953	8358	810799	120242	
	68953	8358	810799	120242	

IMPORTS INTO CANADA FOR CONSUMPTION

Articles and Countries from which Imported	MONTH OF SEPTEMBER 1958		NINE MONTHS ENDED SEPTEMBER 1958		Class Number
	Quantities	Values (\$)	Quantities	Values (\$)	
<u>GROUP 2</u>					
<u>ANIMALS AND ANIMAL PRODUCTS</u>					
CATTLE PURE BRED	NO				2012
100 U KINGDOM	9	4500	101	51886	
389 IRELAND			11	6348	
400 U STATES	36	15803	1183	609868	
	45	20303	1295	668102	
BABY CHICKS AND TURKEY POULTS	NO				2013
400 U STATES	1007857	175537	5257970	1304427	
	1007857	175537	5257970	1304427	
DOGS PURE BRED	NO				2014
100 U KINGDOM	25	4534	155	18843	
215 INDIA			1	300	
220 BERMUDA			1	75	
236 NEW ZEAL			2	170	
306 BELGIUM			1	100	
335 GERMANY W	1	450	9	1366	
354 NETHRLNDS	2	60	2	60	
376 SWITZRLND	1	100	2	211	
381 ALASKA			4	485	
389 IRELAND			18	576	
400 U STATES	41	4113	391	37247	
	70	9257	586	59433	
HORSES PURE BRED	NO				2018
100 U KINGDOM	6	12760	252	75683	
236 NEW ZEAL			1	20000	
354 NETHRLNDS			144	20539	
389 IRELAND			1	1353	
400 U STATES	19	19859	215	183898	
	25	32619	613	301473	
SHEEP PURE BRED	NO				2020
400 U STATES	11	4447	44	7326	
	11	4447	44	7326	
ANIMALS FOR IMP OF STOCK N O P	NO				2021
100 U KINGDOM	24	2254	281	44638	
400 U STATES	20	473	1632	12716	
	44	2727	1913	57354	
HORSES N O P	NO				2035
100 U KINGDOM	19	3795	441	65656	
335 GERMANY W			1	1001	
389 IRELAND	1	324	1	324	
400 U STATES	88	16549	780	160850	
	108	20668	1223	227831	
LIVESTOCK N O P	NO				2037
352 MEXICO	6	2799	6	2799	
400 U STATES			17392	319884	
	6	2799	17398	322683	
BEEES	PKGS				2041
400 U STATES			139728	525017	
			139728	525017	
PIGEONS HOMING AND PHEASANTS					2044
100 U KINGDOM				675	
400 U STATES		119		8164	
		119		8839	
TURTLES					2045
400 U STATES		2039		37962	
		2039		37962	
ALL OTHER ANIMALS LIVING N O P					2046
100 U KINGDOM		10287		42553	
215 INDIA		1732		27401	
216 PAKISTAN				28789	
218 MALAYA				28792	
234 AUSTRALIA				168	
304 ARGENTINA				750	
306 BELGIUM				2171	
314 COLOMBIA		65		167	
325 ETHIOPIA				10654	
327 FRANCE				1655	
335 GERMANY W		1068		3229	
347 JAPAN		163		1292	
354 NETHRLNDS		430		9961	
363 PERU				92	
366 PORTUGAL				121	
381 ALASKA				50	
400 U STATES		42655		353225	
		56400		511070	
MINK	NO				2047
100 U KINGDOM			2	180	
327 FRANCE			19	1428	
400 U STATES	142	6323	1267	119661	
	142	6323	1288	121269	
BONES CRUDE	CWT				2051
215 INDIA			22	600	
231 HONG KONG			1	79	
347 JAPAN	9	354	47	2345	
400 U STATES	20	924	3486	26380	
	29	1278	3556	29403	
BONE DUST CHARRED BONE	CWT				2052
100 U KINGDOM	3636	11850	41882	127022	
400 U STATES	1333	13331	5727	75759	
	4969	25181	47609	202781	

IMPORTS INTO CANADA FOR CONSUMPTION

Articles and Countries from which Imported	MONTH OF SEPTEMBER 1958		NINE MONTHS ENDED SEPTEMBER 1958		Class Number	
	Quantities	Values (\$)	Quantities	Values (\$)		
BONE PITCH CRUDE ONLY 400 U STATES	CWT		3 338	21207	2053	
			3 338	21207		
CHARCOAL ANIMAL FOR SUGAR 100 U KINGDOM 322 EGYPT	CWT	5384 1120 6504	51670 6357 58027	17285 1120 18405	160908 6357 167265	2054
IVORY AND MANUFACTURES 100 U KINGDOM 215 INDIA 231 HONG KONG 347 JAPAN 381 ALASKA 383 HAWAII 400 U STATES			176		851 356 1646 288 91 400 2074	2063
			176		5706	
BUTTON BLANKS OF SHELL ROUGH 347 JAPAN				719		2071
				719		
SHELLS AND FOSSILS N O P 100 U KINGDOM 327 FRANCE 335 GERMANY W 344 ITALY 347 JAPAN 354 NETHRLNDS 383 HAWAII 400 U STATES			72 85 378 1069 2701 4305		8470 880 1940 103 2904 651 51 18812	2073
					33811	
OYSTER SHELLS CRUSHED OR NOT 400 U STATES	CWT	85795	52894	565887	383906	2075
		85795	52894	565887	383906	
FEATHERS NATURAL 100 U KINGDOM 231 HONG KONG 306 BELGIUM 313 CHINA 318 DENMARK 327 FRANCE 335 GERMANY W 344 ITALY 347 JAPAN 365 POLAND 393 TAIWAN 400 U STATES			126 1691 1476		3200 49052 6870 352 646 602 4196 902 1500 2420 1960 149510	2081
			895		2420	
			23978		1960	
			28166		221210	
BADMINTON SHUTTLE COCKS BIRDS 100 U KINGDOM 215 INDIA 216 PAKISTAN 318 DENMARK 327 FRANCE 335 GERMANY W 347 JAPAN 376 SWITZRLND 400 U STATES	GROSS	230	3705	1080	10686	2083
				128	982	
				30	347	
		6	185	95	2327	
				10	67	
				39	327	
				42	241	
				10	260	
		112	3671	846	25138	
		348	7561	2280	40375	
MANUFACTURES OF FEATHERS N O P 100 U KINGDOM 207 UN SO AFR 215 INDIA 231 HONG KONG 317 CZECHO S 327 FRANCE 335 GERMANY W 347 JAPAN 390 GERMANY E 400 U STATES			356		3135 451 474 154 821 17392 11406 668 1185	2084
					27423	
					63109	
FEATHERBONE COILS 400 U STATES			117		10411	2085
			117		10411	
QUILLS NATURAL OR UNPLUMED 231 HONG KONG 304 ARGENTINA 318 DENMARK 327 FRANCE 365 POLAND 400 U STATES					1269 1755 2640 1000 2488 18879	2086
			1005		18879	
			1005		28031	
COD HADDOCK POLLOCK FRESH 100 U KINGDOM 400 U STATES	LB			3690	757	2091
		36800	7727	378627	71620	
		36800	7727	382317	72377	
HALIBUT FRESH 381 ALASKA 400 U STATES	LB	18000	4958	222418	41046	2092
		34699	9883	608341	135716	
		52699	14841	830759	176762	
FISH LIVERS 381 ALASKA 400 U STATES	LB	3048	762	5928	1482	2093
		19322	1889	81898	10319	
		22370	2651	87826	11801	
HERRINGS FRESH 100 U KINGDOM 400 U STATES	LB			9968	1006	2094
		2195000	36820	14250100	251227	
		2195000	36820	14260068	252233	

IMPORTS INTO CANADA FOR CONSUMPTION

Articles and Countries from which Imported	MONTH OF SEPTEMBER 1958		NINE MONTHS ENDED SEPTEMBER 1958		Class Number
	Quantities	Values (\$)	Quantities	Values (\$)	
LIVE FISH AND EGGS PROPAGATING 400 U STATES		587		29789	2095
		587		29789	
LOBSTERS FRESH OR BOILED 316 CUBA 400 U STATES	LB		1308	1324	2096
	26776	14267	120541	80691	
	26776	14267	121849	82015	
OYSTERS SEED AND BREEDING 347 JAPAN 400 U STATES				7966	2098
				22994	
				30960	
OYSTERS FRESH OR FROZEN 347 JAPAN 400 U STATES	GAL		846	2308	2100
	4544	28393	48240	327389	
	4544	28393	49086	329697	
SALMON FRESH 381 ALASKA 400 U STATES	LB	27000	11570	172032	2101
		32519	12366	358234	
		59519	23936	530266	
SQUID FRESH 231 HONG KONG 347 JAPAN 400 U STATES		96		5779	2102
				1061	
		35252		104795	
		35348		111635	
FISH ALL OTHER FRESH 100 U KINGDOM 231 HONG KONG 318 DENMARK 335 GERMANY W 347 JAPAN 354 NETHRLNDS 366 PORTUGAL 400 U STATES	LB		1080	326	2103
		6850	636	25426	
		39318	20590	253388	
			5000	2250	
		2850	1212	63748	
		7210	2783	106954	
		12000	2940	32450	
		416322	61814	2622206	
		484550	89975	3110252	
COD HADDOCK POLLOCK DRIED 100 U KINGDOM 359 NORWAY 400 U STATES	LB	16875	3055	20271	2111
		5500	1999	12149	
				1020	
		22375	5054	33440	
COD HADDOCK POLLOCK SALTED 400 U STATES	LB			2200	2113
				2200	
				342	
				342	
HERRINGS SALTED 100 U KINGDOM 318 DENMARK 335 GERMANY W 354 NETHRLNDS 359 NORWAY 375 SWEDEN 400 U STATES	LB	765	130	321541	2115
				1620	
				1800	
		204043	36238	532462	
		5950	566	320291	
				34437	
		5500	1026	23350	
		216258	37960	1235501	
FISH DRIED N O P 231 HONG KONG 347 JAPAN 359 NORWAY 400 U STATES	LB	100	68	17777	2120
		553	333	5543	
		8818	3011	8818	
		535	358	5325	
		10006	3770	37463	
FISH ALL OTHER SALTED 100 U KINGDOM 231 HONG KONG 344 ITALY 372 SPAIN 400 U STATES	LB	9000	1544	62841	2121
				44593	
		15873	2432	15873	
		77019	16245	78684	
		21770	5016	47127	
		123662	25237	249118	
FISH OTHER SMOKED OR BONELESS 100 U KINGDOM 231 HONG KONG 354 NETHRLNDS 359 NORWAY 400 U STATES	LB	62342	9902	498076	2122
				350	
				3531	
				4032	
		2819	2112	53717	
		65161	12014	559706	
CRABS CLAMS SHRIMPS CANNED 100 U KINGDOM 231 HONG KONG 335 GERMANY W 347 JAPAN 352 MEXICO 359 NORWAY 400 U STATES	LB			168	2131
				12246	
				480	
		144105	29546	881152	
				500	
		3892	5209	28100	
		264621	250851	1209298	
		412618	285606	2131944	
KIPPERED HERRINGS CANNED 100 U KINGDOM 326 FINLAND 335 GERMANY W 354 NETHRLNDS 359 NORWAY	LB	5508	1702	151402	2132
				776	
		140	58	273	
				519	
		3170	1064	207968	
		8818	2824	360938	
LOBSTERS CANNED PREPARED N O P 207 UN SO AFR 234 AUSTRALIA 318 DENMARK 400 U STATES	LB			13500	2133
				500	
				883	
		197	222	1137	
		197	222	16020	
OYSTERS PREPARED PRESERVED N O P 231 HONG KONG 347 JAPAN	LB	420	336	19142	2137
		27187	10930	202140	
				15317	
				106697	

IMPORTS INTO CANADA FOR CONSUMPTION

Articles and Countries from which Imported	MONTH OF SEPTEMBER 1958		NINE MONTHS ENDED SEPTEMBER 1958		Class Number
	Quantities	Values (\$)	Quantities	Values (\$)	
400 U STATES	3856	3974	75187	74140	
SALMON CANNED PREPARED N O P	31463	15240	296469	196154	2139
335 GERMANY W	LB		315	221	
347 JAPAN			3832290	2241430	
400 U STATES	60	102	1053	1205	
PILCHARD CANNED	60	102	3833658	2242856	2139
100 U KINGDOM	LB		900	211	
ANCHOVIES SARDINES CANNED			900	211	
100 U KINGDOM	550	255	3091	1123	2140
318 DENMARK	351	181	65262	24295	
327 FRANCE	1200	1344	3593	3175	
335 GERMANY W			3994	1535	
344 ITALY	450	591	1054	1241	
353 MOROCCO	3960	1526	50867	16922	
359 NORWAY	89564	65402	860082	568693	
365 POLAND			9450	3036	
366 PORTUGAL	20894	11593	416559	201402	
372 SPAIN	1575	636	25542	6938	
375 SWEDEN			8889	5331	
388 YUGO SLAV	234	413	23126	14247	
400 U STATES	53675	8320	70097	19524	
TUNA FISH CANNED	172453	90261	1541606	867462	2143
347 JAPAN	294489	94206	2083422	624331	
366 PORTUGAL	700	516	4714	3867	
FISH PRESERVED IN OIL N O P	295189	94722	2088136	628198	2144
231 HONG KONG				14298	
318 DENMARK		2438		12610	
327 FRANCE		611		2893	
335 GERMANY W		77		10620	
344 ITALY				1414	
347 JAPAN		343		7610	
354 NETHRLNDS				84	
359 NORWAY				4690	
363 PERU		46680		250617	
366 PORTUGAL		843		37751	
388 YUGO SLAV				4023	
400 U STATES		188		1456	
FISH PREPARED OR PRESERVED N O P		51180		348066	2145
100 U KINGDOM		1795		12803	
231 HONG KONG		170		12324	
313 CHINA				623	
318 DENMARK		305		1254	
327 FRANCE				5146	
335 GERMANY W		787		4205	
344 ITALY		595		595	
347 JAPAN		603		29370	
352 MEXICO		1731		15862	
354 NETHRLNDS		868		1035	
359 NORWAY		1343		14223	
365 POLAND				263	
366 PORTUGAL		306		773	
372 SPAIN				122	
375 SWEDEN				242	
400 U STATES		15479		151530	
HERRINGS CANNED		23982		250370	2146
100 U KINGDOM	4935	974	94053	18972	
231 HONG KONG			1692	832	
326 FINLAND			338	113	
335 GERMANY W	27889	6317	261515	60615	
354 NETHRLNDS	649	140	5378	1245	
359 NORWAY	7826	2845	33042	11480	
365 POLAND			3150	657	
375 SWEDEN	396	183	8552	4519	
400 U STATES			2985	1100	
FISH OFFAL OR REFUSE	41695	10459	410705	99533	2151
381 ALASKA			290	6670	
400 U STATES	5472	32976	24911	75585	
SPONGES OF MARINE PRODUCTION	5472	32976	25201	82255	2152
100 U KINGDOM		1386		2625	
306 BELGIUM				1702	
316 CUBA		1381		20070	
327 FRANCE		254		254	
336 GREECE		9102		36729	
344 ITALY		85		2323	
379 TURKEY				247	
400 U STATES		277		11899	
FISHERY PRODUCTS N O P		12485		75849	2153
100 U KINGDOM				150	
218 MALAYA				356	
221 B GUIANA		270		341	
225 TRINIDAD				80	
231 HONG KONG		9928		151606	
234 AUSTRALIA				9123	
236 NEW ZEAL				9565	
313 CHINA				357	
316 CUBA				1623	

IMPORTS INTO CANADA FOR CONSUMPTION

Articles and Countries from which Imported	MONTH OF SEPTEMBER 1958		NINE MONTHS ENDED SEPTEMBER 1958		Class Number
	Quantities	Values (\$)	Quantities	Values (\$)	
318 DENMARK				535	
321 ECUADOR				188	
335 GERMANY W		819		4671	
347 JAPAN		677		26092	
352 MEXICO		24576		80584	
359 NORWAY				3574	
361 PANAMA		893		10768	
366 PORTUGAL		1579		2932	
375 SWEDEN				150	
400 U STATES		163387		1325663	
FISH MEAL	CWT	202129		1628358	2154
FUR SKINS CHINA AND JAP MINK	NO				2155
100 U KINGDOM			5000	6634	
347 JAPAN			200	804	
375 SWEDEN	10000	11404	10000	11404	
400 U STATES	400	1724	650	2473	
	10400	13128	15850	21315	
FUR SKINS OPOSSUM UNDRRESSED	NO				2156
400 U STATES			5816	4299	
			5816	4299	
FUR SKINS RACCOON UNDRRESSED	NO				2157
400 U STATES	8219	20614	124435	327737	
	8219	20614	124435	327737	
FUR SKINS SHEEP LAMB UNDRRESSED	NO				2158
100 U KINGDOM			465	1249	
304 ARGENTINA			11240	22102	
312 CHILE			4695	10157	
386 URUGUAY			2400	931	
400 U STATES			183015	305195	
			201815	339634	
FUR SKINS MARINE UNDRRESSED	NO				2161
359 NORWAY			2150	7744	
400 U STATES			986	5285	
			3136	13029	
FUR SKINS FOX UNDRRESSED	NO				2162
100 U KINGDOM	568	10830	6069	100502	
318 DENMARK			10	172	
359 NORWAY			799	14939	
375 SWEDEN	2185	31622	2558	38127	
380 USSR	975	9573	4030	49732	
400 U STATES	848	1447	4132	42168	
	4576	53472	17598	245640	
FUR SKINS KOLINSKY UNDRRESSED	NO				2163
100 U KINGDOM	34000	73159	45686	88297	
313 CHINA	100	235	122798	300125	
375 SWEDEN			5200	13408	
380 USSR	10955	17433	13625	20584	
400 U STATES			6600	8409	
	45055	90827	193909	430823	
FUR SKINS MINK UNDRRESSED	NO				2164
100 U KINGDOM	2189	19763	17598	205817	
318 DENMARK			1947	36038	
326 FINLAND			681	7018	
327 FRANCE	335	2566	335	2566	
359 NORWAY			7070	97120	
375 SWEDEN			4893	79260	
380 USSR	925	6267	1885	15590	
400 U STATES	21472	279249	285786	4331976	
	24921	307845	320195	4775385	
FUR SKINS MUSKRAT UNDRRESSED	NO				2165
100 U KINGDOM	2000	1516	15575	12417	
375 SWEDEN	47000	34874	47000	34874	
380 USSR	7000	4615	7000	4615	
400 U STATES	46171	41012	1302329	1387105	
	102171	82017	1371904	1439011	
FUR SKINS PERSIAN LAMB UNDRRESSED	NO				2166
100 U KINGDOM	83370	461112	323486	1987772	
207 UN SO AFR	3000	16658	3000	16658	
216 PAKISTAN	2000	11760	2000	11760	
335 GERMANY W			298	2572	
375 SWEDEN	49796	304639	68960	430131	
380 USSR	64500	381581	74100	441539	
400 U STATES	117572	878171	466156	3663826	
	320238	2053921	938000	6554258	
FUR SKINS RABBIT UNDRRESSED	NO				2167
327 FRANCE			71900	33764	
335 GERMANY W			5000	2597	
347 JAPAN			60000	27436	
400 U STATES	6275	3403	119898	56103	
	6275	3403	256798	119900	
FUR SKINS SQUIRREL UNDRRESSED	NO				2168
100 U KINGDOM			63230	36650	
375 SWEDEN	15000	10498	15000	10498	
380 USSR	6000	3490	6000	3490	
400 U STATES			80093	49286	
	21000	13988	154323	99924	
FUR SKINS UNDRRESSED N O P	NO				2169
100 U KINGDOM	4259	4896	73771	115360	
205 RHOD NYAS			11	150	
304 ARGENTINA			36	176	
309 BRAZIL			1979	18190	
313 CHINA	250	139	483450	488355	
314 COLOMBIA			50	160	
326 FINLAND			255	11379	

IMPORTS INTO CANADA FOR CONSUMPTION

Articles and Countries from which Imported	MONTH OF SEPTEMBER 1958		NINE MONTHS ENDED SEPTEMBER 1958		Class Number
	Quantities	Values (\$)	Quantities	Values (\$)	
327 FRANCE			9321	13992	
352 MEXICO			1901	2377	
354 NETHRLNDS			1100	1726	
380 USSR	25040	29276	37807	71857	
381 ALASKA	1	145	153	2813	
388 YUGO SLAV			1683	2463	
400 U STATES	986	15271	98101	654671	
ASTRACHAN RUSSIAN HARE DRESSED	30536	49727	709618	1383669	2171
RABBIT SKINS DRESSED N O P	DOZ				
306 BELGIUM	154	1059	9735	29669	2172
313 CHINA			1417	4369	
327 FRANCE			13	305	
372 SPAIN			1000	1863	
400 U STATES	158	1682	456	2806	
FUR SKINS DRESSED N O P	312	2741	12621	39212	2173
100 U KINGDOM		11083		236757	
304 ARGENTINA				3202	
335 GERMANY W		300		26436	
344 ITALY				9460	
359 NORWAY				1482	
375 SWEDEN		2583		2583	
380 USSR		6549		6549	
381 ALASKA		302167		302327	
400 U STATES		187372		1677579	
HATTERS FURS NOT ON THE SKIN		510054		2266375	
100 U KINGDOM	LB 5400	25051	23158	104675	2174
234 AUSTRALIA			11000	29001	
306 BELGIUM	10130	18108	82140	154220	
317 CZECHO S			150	293	
327 FRANCE	8250	14309	21545	44120	
335 GERMANY W	8034	16751	35804	75112	
344 ITALY			600	1756	
372 SPAIN			29050	48119	
400 U STATES	5441	15627	66345	172409	
FUR SKINS SHEEP DRESSED	37255	89846	269792	629705	2175
100 U KINGDOM				2885	
327 FRANCE				583	
344 ITALY				425	
400 U STATES		5233		82273	
MANUFACTURES OF FUR N O P		5233		86166	2181
100 U KINGDOM		1423		32314	
216 PAKISTAN				119	
234 AUSTRALIA		119		386	
236 NEW ZEAL				50	
304 ARGENTINA				4067	
327 FRANCE				616	
335 GERMANY W				800	
336 GREECE				3809	
347 JAPAN		1977		5849	
359 NORWAY				565	
360 ISRAEL				151	
372 SPAIN				240	
376 SWITZRLND				1031	
400 U STATES		72344		399853	
BRISTLES ANIMAL		75863		449850	2191
100 U KINGDOM	LB 11081	58983	134847	339886	
335 GERMANY W	392	976	4188	9367	
347 JAPAN			600	764	
354 NETHRLNDS	2353	13829	35576	103576	
400 U STATES	1601	1472	9364	26968	
HAIR UNMANUFACTURED	15427	75260	184575	480561	2192
100 U KINGDOM	LB 25	556	4498	11702	
306 BELGIUM			5060	3089	
335 GERMANY W			46	191	
344 ITALY			115	1819	
354 NETHRLNDS			50080	16256	
400 U STATES	73607	12553	986262	305019	
HORSE HAIR	73632	13109	1048081	338076	2193
100 U KINGDOM	LB		80	83	
304 ARGENTINA			250	894	
313 CHINA			3353	3497	
400 U STATES	14744	19264	116699	21383	
HAIR CURLED DYED N O P	14744	19264	120362	25857	2194
100 U KINGDOM		710		2745	
335 GERMANY W		592		3149	
400 U STATES		174		5951	
MANUFACTURES OF HAIR N O P		1476		11845	2195
100 U KINGDOM		949		10687	
231 HONG KONG				4366	
313 CHINA		193		3088	
335 GERMANY W		1522		6087	
400 U STATES		3402		18372	
HORSE HIDES		6066		42600	2200
100 U KINGDOM	NO		3000	23421	

IMPORTS INTO CANADA FOR CONSUMPTION

Articles and Countries from which Imported	MONTH OF SEPTEMBER 1958		NINE MONTHS ENDED SEPTEMBER 1958		Class Number
	Quantities	Values (\$)	Quantities	Values (\$)	
400 U STATES	586	2934	4146	25646	
CALF SKINS AND KIPS RAW	586	2934	7146	49067	
NO					2201
100 U KINGDOM			3116	10093	
327 FRANCE	10685	65997	13785	90786	
344 ITALY			3516	24969	
376 SWITZRLND			4836	39755	
400 U STATES	54256	218045	511551	1769069	
CATTLE HIDES RAW	64941	284042	536804	1934672	
NO					2202
236 NEW ZEAL	504	3252	6004	36577	
400 U STATES	49787	303478	417962	2252030	
SHEEP SKINS RAW	50291	306730	423966	2288607	
NO					2203
234 AUSTRALIA			15000	16264	
236 NEW ZEAL			12000	6114	
304 ARGENTINA			4164	1860	
400 U STATES	19101	5333	473270	667022	
OTHER HIDES AND SKINS RAW NOP	19101	5333	504434	691260	
NO					2204
236 NEW ZEAL			3000	7548	
347 JAPAN			500	537	
359 NORWAY			2366	7602	
366 PORTUGAL	100	145	100	145	
400 U STATES			1802	4296	
GOAT SKINS AND KID SKINS RAW	100	145	7768	20128	
NO					2205
400 U STATES			6599	3118	
HIDE SECTIONS OR BELLIES			6599	3118	
NO					2206
100 U KINGDOM			2500	11673	
400 U STATES	22314	52281	207169	297622	
LEATHER DRESSED KID	22314	52281	209669	309295	
NO					2210
100 U KINGDOM		69014		632870	
215 INDIA				3255	
327 FRANCE				825	
335 GERMANY W		842		25242	
344 ITALY				1354	
372 SPAIN				6023	
400 U STATES		32908		259352	
BELTING LEATHER IN BUTTS		102764		928921	
NO					2211
100 U KINGDOM		982		23990	
234 AUSTRALIA				1496	
327 FRANCE				2177	
335 GERMANY W				178	
389 IRELAND				282	
400 U STATES		11468		63328	
LEATHER TANNED N O P		12450		91451	
NO					2213
100 U KINGDOM		10743		118114	
215 INDIA		2765		26527	
234 AUSTRALIA				1071	
236 NEW ZEAL				1543	
318 DENMARK				2984	
327 FRANCE		783		5780	
335 GERMANY W		59		1476	
354 NETHRLNDS				3297	
400 U STATES		4897		69269	
LEATHER DRESSED N O P		19247		230061	
NO					2215
100 U KINGDOM		53022		689560	
215 INDIA				274	
234 AUSTRALIA				64	
236 NEW ZEAL				4950	
305 AUSTRIA		1377		4641	
306 BELGIUM				4143	
309 BRAZIL		6396		10543	
318 DENMARK		180		2412	
327 FRANCE		15089		370043	
335 GERMANY W		2192		21972	
344 ITALY		497		904	
352 MEXICO				1407	
354 NETHRLNDS		2098		10067	
376 SWITZRLND				658	
389 IRELAND		2815		9505	
400 U STATES		119512		1008699	
CHAMOIS SKIN		203178		2139842	
NO					2216
100 U KINGDOM		12478		318980	
234 AUSTRALIA				459	
236 NEW ZEAL				504	
400 U STATES		195		283	
PATENT AND UPHOLSTERY LEATHER		12673		320226	
NO					2217
100 U KINGDOM				1669	
304 ARGENTINA				738	
400 U STATES		8447		139776	
SOLE LEATHER		8447		142183	
NO					2218
100 U KINGDOM	LB	800	15004	6672	
400 U STATES		1393	106935	45813	
SCRAP LEATHER		2193	121939	52485	
NO					2219
400 U STATES		4025		45520	
		4025		45520	

IMPORTS INTO CANADA FOR CONSUMPTION

Articles and Countries from which Imported	MONTH OF SEPTEMBER 1958		NINE MONTHS ENDED SEPTEMBER 1958		Class Number
	Quantities	Values (\$)	Quantities	Values (\$)	
PIG MOROCCO ROLLER LEATHERS					
100 U KINGDOM		39174		320275	2220
400 U STATES		2631		48566	
		41805		368841	
LEATHER FROM EAST INDIA KIP					
100 U KINGDOM		50305		629809	2221
400 U STATES				511	
		50305		630320	
LEATHER FOR GLOVES OR CLOTHING					
100 U KINGDOM		80544		730034	2224
318 DENMARK		458		1263	
327 FRANCE				560	
335 GERMANY W		675		675	
344 ITALY				97	
354 NETHRLNDS				599	
375 SWEDEN				238	
400 U STATES		146971		1101108	
		228648		1834574	
LEATHER FOR UPHOLSTERY LEATHER					
100 U KINGDOM		7343		110620	2225
400 U STATES		1934		12404	
		9277		123024	
CRUST OIL LEATHER FOR CHAMOIS					
100 U KINGDOM		69		4267	2226
		69		4267	
BOOTS AND SHOES MENS LEATHER	PAIR				
100 U KINGDOM	30490	140698	349200	1743115	2232
231 HONG KONG			1224	1112	
305 AUSTRIA	648	7655	2150	20994	
306 BELGIUM			35	248	
317 CZECHO S			35401	79181	
327 FRANCE	1601	14272	2773	24686	
335 GERMANY W	4749	32856	27106	157936	
340 HUNGARY			24	106	
344 ITALY	10778	67206	77555	440004	
347 JAPAN			12592	9140	
352 MEXICO			112	1273	
354 NETHRLNDS	76	310	329	1366	
376 SWITZRLND	3	90	438	3647	
381 ALASKA			900	300	
400 U STATES	6742	51307	60396	322885	
	55087	314394	570235	2805993	
BOOTS AND SHOES WOMENS LEATHER	PAIR				
100 U KINGDOM	26333	119007	158158	760394	2233
215 INDIA	21	53	41	109	
231 HONG KONG			2054	2023	
305 AUSTRIA	264	2783	400	4717	
327 FRANCE			89	584	
335 GERMANY W	2177	12454	15794	83658	
344 ITALY	12591	67941	98803	436106	
347 JAPAN	3888	1207	4838	1960	
352 MEXICO	14	58	10337	11750	
354 NETHRLNDS	87	164	477	1371	
359 NORWAY			10	51	
363 PERU	485	1033	485	1033	
372 SPAIN			33	125	
375 SWEDEN			20	130	
376 SWITZRLND	697	6328	7764	68996	
383 HAWAII			1380	2430	
389 IRELAND	1098	5791	1391	7298	
391 LEBANON			120	208	
400 U STATES	75454	301861	583991	2250496	
	123109	518680	886185	3633439	
BOOTS SHOES CHILDRENS LEATHER	PAIR				
100 U KINGDOM	4356	7550	140418	147881	2234
215 INDIA			11750	10881	
231 HONG KONG			2820	1356	
317 CZECHO S			2240	3420	
335 GERMANY W	578	2011	7535	23535	
344 ITALY	3194	7604	11019	25480	
347 JAPAN	720	150	1356	507	
354 NETHRLNDS	150	174	6728	7119	
400 U STATES	9969	14061	76929	128590	
	18967	31550	260795	348769	
GARMENTS LEATHER					
100 U KINGDOM		1509		7563	2235
231 HONG KONG				336	
335 GERMANY W				269	
344 ITALY		127		1801	
352 MEXICO				99	
354 NETHRLNDS		985		2524	
400 U STATES		1332		15849	
		3953		28441	
GLOVES MITTS LEATHER N O P					
100 U KINGDOM		138249		329502	2236
216 PAKISTAN		3782		11368	
232 MALTA		760		760	
305 AUSTRIA		357		641	
317 CZECHO S		1916		2291	
327 FRANCE		10268		67901	
335 GERMANY W		8671		15656	
344 ITALY		13983		48830	
347 JAPAN		10468		127326	
354 NETHRLNDS		4699		13362	
359 NORWAY		115		115	
375 SWEDEN		211		211	

IMPORTS INTO CANADA FOR CONSUMPTION

Articles and Countries from which Imported	MONTH OF SEPTEMBER 1958		NINE MONTHS ENDED SEPTEMBER 1958		Class Number
	Quantities	Values (\$)	Quantities	Values (\$)	
376 SWITZRLND				607	
389 IRELAND		160		160	
400 U STATES		7268		73546	
		200907		692276	
GLOVES OF KID WOMENS					2237
100 U KINGDOM		51		1430	
306 BELGIUM		1960		8092	
327 FRANCE		27424		170936	
335 GERMANY W		15401		102574	
344 ITALY		3538		11655	
360 ISRAEL		116		116	
400 U STATES		8643		8988	
		57133		303791	
HARNESS AND SADDLERY					2238
100 U KINGDOM		3745		67137	
215 INDIA		1490		2523	
322 EGYPT				252	
335 GERMANY W		601		7538	
344 ITALY				566	
347 JAPAN				1173	
352 MEXICO				1656	
354 NETHRLNDS				302	
400 U STATES		22272		256033	
		28108		337180	
LEATHER BELTING					2239
100 U KINGDDM		1007		22801	
318 DENMARK		293		1117	
335 GERMANY W		408		8859	
354 NETHRLNDS		122		1195	
400 U STATES		6370		42729	
		8200		76701	
MFRS OF LEATHER OR RAWHIDE NOP					2241
100 U KINGDOM		15549		109270	
216 PAKISTAN				777	
231 HONG KONG		396		1392	
304 ARGENTINA				64	
305 AUSTRIA				1791	
306 BELGIUM		164		827	
317 CZECHO S				278	
327 FRANCE		666		2553	
335 GERMANY W		1532		19360	
344 ITALY		2093		24154	
347 JAPAN		375		4641	
352 MEXICO				705	
353 MOROCCO				1644	
354 NETHRLNDS				1174	
372 SPAIN		198		379	
375 SWEDEN				98	
376 SWITZRLND				226	
400 U STATES		46880		391022	
		67853		560362	
SOLES AND HEELS LEATHER					2243
100 U KINGDOM				12579	
400 U STATES		12003		78797	
		12003		91376	
SHOE LIFTS AND WELTING LEATHER					2244
100 U KINGDOM				2867	
400 U STATES		3434		32833	
		3434		35700	
STRAPS LEATHER					2245
100 U KINGDDM		4179		56446	
231 HONG KONG				1400	
305 AUSTRIA				108	
327 FRANCE				1422	
335 GERMANY W		2348		22215	
344 ITALY		175		550	
347 JAPAN				285	
352 MEXICO		221		735	
376 SWITZRLND		686		11786	
400 U STATES		14312		90679	
		21921		185626	
BICYCLE SADDLES					2246
100 U KINGDOM	NO	1001	757	35298	30057
335 GERMANY W		5076	2566	100231	52299
347 JAPAN		500	378	4016	3114
354 NETHRLNDS				24310	20981
400 U STATES		1300	1119	8081	8796
		7877	4820	171936	115247
BEEF AND VEAL FRESH					2251
100 U KINGDOM	LB	300	120	300	120
234 AUSTRALIA		12960	3688	495182	150806
236 NEW ZEAL		523058	127337	6602336	1798488
381 ALASKA				13369	11047
400 U STATES		328727	165889	2159278	1076822
		865045	297034	9270465	3037283
MUTTON AND LAMB FRESH					2252
100 U KINGDOM	LB	250	100	250	100
234 AUSTRALIA		60107	4552	4173213	835852
236 NEW ZEAL		890957	159805	13144841	2675525
400 U STATES		135964	32391	706840	303169
		1087278	196848	18025144	3814646
PORK FRESH					2253
234 AUSTRALIA	LB	18360	6544	90877	36844
236 NEW ZEAL				175912	59359
		18360	6544	266789	96203

IMPORTS INTO CANADA FOR CONSUMPTION

Articles and Countries from which Imported	MONTH OF SEPTEMBER 1958		NINE MONTHS ENDED SEPTEMBER 1958		Class Number
	Quantities	Values (\$)	Quantities	Values (\$)	
POULTRY NOP GAME PARTRIDGE	LB				2254
231 HONG KONG			2605	682	
234 AUSTRALIA			13500	3086	
381 ALASKA			312	168	
400 U STATES	66432	24372	1078761	383919	
	66432	24372	1095178	387855	
MEATS FRESH N O P	LB				2257
231 HONG KONG			66	58	
316 CUBA			1970	2004	
347 JAPAN			3550	4380	
400 U STATES	2197	2160	63254	41879	
	2197	2160	68840	48321	
EDIBLE OFFAL FRESH	LB				2258
234 AUSTRALIA	1838	828	81833	38280	
236 NEW ZEAL			66266	15396	
400 U STATES	1491	545	481975	135322	
	3329	1373	630074	188998	
CHICKENS AND FOWLS NOP	LB				2259
381 ALASKA			840	452	
400 U STATES	1829111	442596	7865264	2233272	
	1829111	442596	7866104	2233272	
TURKEYS NOP	LB				2260
400 U STATES	50815	18332	265322	86862	
	50815	18332	265322	86862	
PORK PREP OR PRESERVED N O P	LB				2261
400 U STATES	107578	61021	1021774	560345	
	107578	61021	1021774	560345	
BEEF PICKLED	LB				2263
236 NEW ZEAL			2000	307	
400 U STATES	1062537	293401	7477118	2169174	
	1062537	293401	7479118	2169481	
CANNED MEATS POULTRY GAME NOP	LB				2264
100 U KINGDOM	139330	32894	562844	134281	
234 AUSTRALIA	216000	42174	428345	82978	
236 NEW ZEAL			25200	11392	
304 ARGENTINA			46800	9585	
318 DENMARK	34807	16276	1181829	397396	
327 FRANCE	3925	4209	39295	37554	
335 GERMANY W			12177	4342	
347 JAPAN			1454	2250	
354 NETHRLNDS	7351	2003	51687	15005	
359 NORWAY	825	207	1125	345	
365 POLAND	6981	3628	45341	22025	
375 SWEDEN			375	384	
381 ALASKA			696	353	
400 U STATES	131578	37777	1922036	529536	
	540797	139168	4319204	1247426	
EXTRACTS OF MEAT FLUID BEEF	LB				2265
100 U KINGDOM			98822	37671	
234 AUSTRALIA	16800	63532	116816	351648	
236 NEW ZEAL	8960	33894	8960	33894	
304 ARGENTINA			138836	106128	
354 NETHRLNDS	818	942	2167	2306	
386 URUGUAY			112	472	
400 U STATES	106	181	628	1108	
	26684	98549	366341	533227	
MEATS PREPARED NOT CANNED	LB				2266
400 U STATES	60119	56392	569202	517700	
	60119	56392	569202	517700	
SAUSAGE	LB				2269
318 DENMARK	615	489	2925	2235	
335 GERMANY W			2022	754	
381 ALASKA			159	72	
400 U STATES	17445	12455	85324	61158	
	18060	12944	90430	64219	
SOUPS SOUP PREPARATIONS N O P					2270
100 U KINGDOM		805		6377	
304 ARGENTINA				7520	
306 BELGIUM				117	
318 DENMARK		328		1058	
327 FRANCE				5516	
335 GERMANY W		349		500	
347 JAPAN				187	
354 NETHRLNDS		4036		21108	
360 ISRAEL				603	
376 SWITZRLND		9093		76441	
381 ALASKA				256	
400 U STATES		27864		360946	
		42475		480629	
MEAT PIES FRDZEN	LB				2271
400 U STATES	115440	41015	1210726	433275	
	115440	41015	1210726	433275	
COMPLETE DINNERS MEAT FROZEN	LB				2272
400 U STATES	197423	121226	1300423	772034	
	197423	121226	1300423	772034	
BEEF CANNED N O P	LB				2273
100 U KINGDOM			21978	7110	
234 AUSTRALIA	33521	7507	1435517	343353	
236 NEW ZEAL			90	122	
304 ARGENTINA	9300	3140	63300	17871	
318 DENMARK			9180	7271	
381 ALASKA	120	71	498	304	
400 U STATES	837	1221	8516	9964	
	43778	11939	1539079	385995	
CORNED BEEF CANNED	LB				2274
234 AUSTRALIA	589194	203139	3950513	1311721	

IMPORTS INTO CANADA FOR CONSUMPTION

Articles and Countries from which Imported			MONTH OF SEPTEMBER 1958		NINE MONTHS ENDED SEPTEMBER 1958		Class Number
			Quantities	Values (\$)	Quantities	Values (\$)	
304	ARGENTINA	624913	175097	4838844	1307518		
327	FRANCE	3000	936	31219	10586		
362	PARAGUAY			181643	50778		
381	ALASKA			228	106		
386	URUGUAY			190980	40572		
		1217107	379172	9193427	2721281		
MILK SKIM POWDERED		LB				2280	
400	U STATES			10826	1871		
				10826	1871		
MILK AND CREAM FRESH		GAL				2281	
318	DENMARK	12078	27740	32760	75089		
400	U STATES	24	83	5362	21033		
		12102	27823	38122	96122		
BUTTER		LB				2282	
400	U STATES			866	535		
				866	535		
CASEIN		LB				2283	
234	AUSTRALIA	57253	10132	366708	72995		
236	NEW ZEAL			242000	53132		
400	U STATES	11250	3111	35481	10781		
		68503	13243	644189	136908		
CHEESE		LB				2284	
100	U KINGDOM	2546	902	90414	39059		
236	NEW ZEAL			3600	1215		
304	ARGENTINA			43314	18556		
305	AUSTRIA	11349	3832	34743	12429		
310	BULGARIA			8819	1970		
318	DENMARK	135769	48432	1482494	554278		
326	FINLAND			14794	5414		
327	FRANCE	34013	22333	344388	177497		
335	GERMANY W	16264	11232	125424	70625		
336	GREECE	8600	2973	24405	8225		
344	ITALY	202517	94253	1669584	775596		
354	NETHRLNDS	113034	40000	999425	391276		
359	NORWAY	656	301	23732	10325		
365	POLAND			9905	1395		
375	SWEDEEN			3385	1016		
376	SWITZRLND	140671	79956	1392197	812216		
388	YUGO SLAV			2201	925		
400	U STATES	90774	46927	877796	476665		
		756193	351141	7150620	3358682		
MILK CONDENSED OR EVAPORATED		LB				2285	
381	ALASKA	500	79	1550	241		
400	U STATES	1165	158	26035	7492		
		1665	237	27585	7733		
MILK WHOLE POWDERED		LB				2286	
100	U KINGDOM			23002	5697		
389	IRELAND	22400	5499	46400	11036		
400	U STATES	4310	2030	29255	10689		
		26710	7529	98657	27422		
DRIED WHEY DRIED BUTTERMILK		LB				2287	
354	NETHRLNDS			3208	1577		
400	U STATES	45500	3459	391825	32414		
		45500	3459	395033	33991		
OLEIC ACID OR RED OIL		LB				2288	
100	U KINGDOM			6324	1031		
400	U STATES	108804	16325	195793	32860		
		108804	16325	202117	33891		
STEARIC ACIO		LB				2289	
100	U KINGDOM			72616	12432		
234	AUSTRALIA	56000	6248	374080	42438		
306	BELGIUM			71835	9525		
400	U STATES	157190	23933	1018612	137019		
		213190	30181	1537143	201414		
LARD OIL		GAL				2291	
400	U STATES	1049	1936	9944	18307		
		1049	1936	9944	18307		
NEATS FOOT OIL		GAL				2292	
234	AUSTRALIA	270	315	270	315		
		270	315	270	315		
ANIMAL OIL N O P		GAL				2293	
100	U KINGDOM			3160	3143		
234	AUSTRALIA			998	5366		
400	U STATES			625	1183		
				4783	9692		
COD LIVER OIL		GAL				2294	
100	U KINGDOM	17162	23040	128251	176536		
341	ICELAND			1087	1284		
359	NORWAY			1425	2070		
400	U STATES			11	71		
		17162	23040	130774	179961		
FISH MARINE ANIMAL OIL N O P		GAL				2295	
347	JAPAN			19783	99285		
359	NORWAY			675	775		
381	ALASKA	8220	4191	8220	4191		
400	U STATES	86756	67923	1310202	1073094		
		94976	72114	1338880	1177345		
WHALE AND SPERMACETI OIL		GAL				2297	
100	U KINGDOM	1215	1326	6959	8896		
359	NORWAY	498	480	2163	2249		
400	U STATES	88	242	4550	6644		
		1801	2048	13672	17789		
HALIBUT LIVER OIL						2298	
359	NORWAY				686		
400	U STATES				12514		
					13206		

IMPORTS INTO CANADA FOR CONSUMPTION

Articles and Countries from which Imported	MONTH OF SEPTEMBER 1958		NINE MONTHS ENDED SEPTEMBER 1958		Class Number
	Quantities	Values (\$)	Quantities	Values (\$)	
FISH OIL CONCENTRATED					2299
347 JAPAN				3582	
400 U STATES				6491	
				10073	
FISH OIL FOR FORTIFYING					2300
100 U KINGDOM		341		341	
347 JAPAN				38130	
354 NETHRLNDS				1452	
400 U STATES		1133		33815	
		1474		73738	
BEESWAX					2302
100 U KINGDOM			896	487	
309 BRAZIL			510	383	
312 CHILE	10000	6729	35608	22574	
316 CUBA			32290	17803	
337 GUATEMALA			3070	1680	
352 MEXICO			6094	3243	
400 U STATES	34505	18706	103095	64862	
	44505	25435	181563	111032	
CANDLES N O P					2303
100 U KINGDOM			2138	993	
318 DENMARK	2582	970	4202	1873	
335 GERMANY W	913	402	1531	1124	
360 ISRAEL	885	189	885	189	
375 SWEDEN	423	137	853	511	
389 IRELAND			2700	838	
400 U STATES	8223	3270	25829	10623	
	13026	4968	38138	16151	
GREASE AND DEGRAS					2304
100 U KINGDOM	640	4315	1807	14038	
354 NETHRLNDS			80	413	
400 U STATES	22058	184067	123495	1020411	
	22698	188382	125382	1034862	
LARD AND COMPOUNDS STEARINE					2307
100 U KINGDOM			12600	1872	
400 U STATES	137980	16493	4243401	486568	
	137980	16493	4256001	488440	
TALLOW					2308
400 U STATES	47500	6021	53070	6816	
	47500	6021	53070	6816	
EGG ALBUMEN DRIED POWDERED ETC					2315
313 CHINA			24083	23558	
354 NETHRLNDS	198	217	330	352	
400 U STATES	5100	5388	133819	147322	
	5298	5605	158232	171232	
EGG YOLK DRIED POWDERED ETC					2316
EGGS WHOLE DRIED POWDERED ETC					2317
304 ARGENTINA			3477	4079	
313 CHINA	3527	2214	18527	11925	
354 NETHRLNDS	10000	8026	22100	17412	
400 U STATES			2981	3185	
	13527	10240	47085	36601	
GELATINE INEDIBLE PHOTOGRAPHIC					2320
400 U STATES	44400	65952	208450	300121	
	44400	65952	208450	300121	
ANIMAL GLANDS FOR MEDICINE					2321
400 U STATES		544		4509	
		544		4509	
BLOOD ALBUMEN AND BLOOD DRIED					2324
400 U STATES		3245		6563	
		3245		6563	
EGGS IN THE SHELL					2325
100 U KINGDOM			9	63	
231 HONG KONG	417	147	37645	16218	
381 ALASKA	480	289	10620	4822	
400 U STATES	101858	104836	951559	1990201	
	102755	105272	999833	2011304	
EGGS YOLK OR ALBUMEN FROZEN					2326
354 NETHRLNDS			1000	906	
400 U STATES			75420	40151	
			76420	41057	
GELATINE CAPSULES EMPTY					2328
375 SWEDEN				193	
400 U STATES		21048		302902	
		21048		303095	
GELATINE EDIBLE					2329
100 U KINGDOM	31280	9724	199338	75118	
234 AUSTRALIA	34400	22711	313050	180104	
306 BELGIUM			15083	6562	
318 DENMARK			42560	21237	
327 FRANCE			87582	39591	
335 GERMANY W	377	526	957	1401	
344 ITALY			66	61	
354 NETHRLNDS			23760	8918	
400 U STATES	245391	153161	1284380	797233	
	311448	186122	1966776	1130225	
GELATINE N O P					2331
100 U KINGDOM	61000	14528	224700	55945	
327 FRANCE			2284	685	
335 GERMANY W			11000	1595	
400 U STATES	1058	809	31141	21775	
	62058	15337	269125	80000	
GLUE ANIMAL POWDERED OR SHEET					2332
100 U KINGDOM	721000	114523	4954620	780234	
400 U STATES	74372	12956	743366	129458	
	795372	127479	5697986	909692	

IMPORTS INTO CANADA FOR CONSUMPTION

Articles and Countries from which Imported	MONTH OF SEPTEMBER 1958		NINE MONTHS ENDED SEPTEMBER 1958		Class Number	
	Quantities	Values (\$)	Quantities	Values (\$)		
GLUE N O P						
100 U KINGDOM	LB		2016	296	2333	
335 GERMANY W			176	78		
375 SWEDEN			2000	284		
400 U STATES	8727	3019	80831	29696		
		8727	3019	85023	30354	
GUT AND MANUFACTURES N O P						
100 U KINGDOM		989		9479	2336	
234 AUSTRALIA		639		10879		
327 FRANCE				283		
372 SPAIN		73		73		
400 U STATES		166		9271		
		1867		29985		
HONEY						
100 U KINGDOM	LB		3215	1750	2337	
224 JAMAICA			240	70		
305 AUSTRIA			3306	572		
312 CHILE			540	203		
318 DENMARK			758	247		
327 FRANCE			384	189		
335 GERMANY W			514	380		
336 GREECE			10176	3492		
344 ITALY	750	430	1621	962		
354 NETHRLNDS	1117	366	5075	1790		
388 YUGO SLAV			1169	239		
389 IRELAND			288	158		
400 U STATES	709128	97556	3385358	478579		
	710995	98352	3412644	488631		
MANURES ANIMAL						
400 U STATES	CWT		34611	56194	2338	
	1578	2527	34611	56194		
MUSK IN PODS OR GRAINS						
231 HONG KONG	OZ		474	16473	2339	
			474	16473		
RENNET RAW AND PREPARED						
318 DENMARK	LB		2284	936	2340	
400 U STATES	13980	9243	211747	116181		
		9243	214031	117117		
SAUSAGE CASINGS UNCLEANNED						
400 U STATES	LB		182721	33668	2341	
	11530	2322	182721	33668		
SAUSAGE CASINGS CLEANED						
234 AUSTRALIA	LB		299998	531317	2342	
236 NEW ZEAL	26845	50271	1407408	3015407		
400 U STATES	190581	397772	6849	11037		
	451	406	1714255	3557761		
	217877	448449				
TANKAGE						
236 NEW ZEAL	CWT		634	4545	2343	
400 U STATES	7563	9585	85472	118436		
	7563	9585	86106	122981		
ANIMAL PRODUCTS N O P						
100 U KINGDOM		5839		73705	2344	
215 INDIA				56		
231 HONG KONG		100		6056		
316 CUBA		176		176		
318 DENMARK				681		
327 FRANCE		1299		3540		
335 GERMANY W		467		28658		
344 ITALY		1617		4675		
347 JAPAN				6457		
352 MEXICO		300		1410		
354 NETHRLNDS		5395		54624		
366 PORTUGAL				144		
375 SWEDEN		3591		11015		
383 HAWAII				588		
389 IRELAND				548		
400 U STATES		73860		481136		
		92644		673469		
HORSE MEAT AND MEAT FOR FEED						
347 JAPAN	CWT		717	5793		2345
400 U STATES	15498	93985	59428	382730		
	15498	93985	60145	388523		
DDG FOOD AND PET STOCK FOOD						
100 U KINGDOM				4015	2347	
231 HONG KONG				174		
306 BELGIUM				180		
318 DENMARK				887		
335 GERMANY W				931		
352 MEXICO				1512		
400 U STATES		36621		228655		
		36621		236354		

IMPORTS INTO CANADA FOR CONSUMPTION

Articles and Countries from which Imported	MONTH OF SEPTEMBER 1958		NINE MONTHS ENDED SEPTEMBER 1958		Class Number
	Quantities	Values (\$)	Quantities	Values (\$)	
<u>GROUP 3</u>					
<u>FIBRES TEXTILES AND PRODUCTS</u>					
RAW COTTON	CWT				3001
100 U KINGDOM			1627	50933	
203 B E AFR			415	13108	
215 INDIA			829	17546	
216 PAKISTAN			1381	32245	
309 BRAZIL			453	14332	
322 EGYPT			220	10157	
352 MEXICO	29731	891234	164124	4990525	
358 NICARAGUA			76304	2239515	
363 PERU			1984	84733	
396 SUDAN			41	2197	
400 U STATES	27820	778334	924173	27117594	
	57551	1669568	1171551	34572885	
COTTON LINTERS AND FIBRES NOP	LB				3002
100 U KINGDOM			68953	3826	
323 EL SALVD	50079	2301	1487143	91260	
352 MEXICO	94262	7092	400893	25388	
358 NICARAGUA			335301	18157	
363 PERU			14601	1067	
379 TURKEY	319433	14283	319433	14283	
380 USSR			33087	2568	
392 SYRIA			1609358	92824	
400 U STATES	1730614	115635	13289206	937780	
	2194388	139311	17557975	1187153	
BATTS BATTING WAOING COTTON	LB				3004
100 U KINGDOM			215	157	
400 U STATES	84478	41932	583341	304787	
	84478	41932	583556	304944	
COTTON THREAD	LB				3009
100 U KINGDOM	1404	4480	15340	43728	
207 UN SO AFR			1907	1144	
317 CZECHO S	1465	1456	25294	24184	
335 GERMANY W			118	434	
344 ITALY			4198	6833	
354 NETHRLNDS			638	1248	
376 SWITZRLND			2823	5563	
400 U STATES	48742	80680	498580	807205	
	51611	86616	548898	890339	
COTTON YARNS SINGLES N O P	LB				3011
100 U KINGDOM	15145	14828	82477	85609	
215 INDIA			22611	10141	
400 U STATES	10037	10034	172826	158877	
	25182	24862	277914	254627	
YARNS SINGLES FOR KNIT GOODS	LB				3012
100 U KINGDOM			1418	916	
344 ITALY			1110	872	
354 NETHRLNDS			468	306	
400 U STATES	21134	16544	415620	342352	
	21134	16544	418616	344446	
COTTON YARNS N O P	LB				3013
100 U KINGDOM	19475	12811	95967	72380	
335 GERMANY W			23	66	
354 NETHRLNDS			29	56	
400 U STATES	227923	131321	1555609	1019208	
	247398	144132	1651628	1091710	
CROCHET KNITTING COTTON N O P	LB				3014
100 U KINGDOM			1246	4550	
327 FRANCE	928	4804	8960	39624	
354 NETHRLNDS			510	636	
400 U STATES	4585	6581	46038	71067	
	5513	11385	56754	115877	
CORDS AND TWINE COTTON N O P	LB				3015
100 U KINGDOM	1821	1232	60886	31575	
400 U STATES	25237	26714	196753	189183	
	27058	27946	257639	220758	
COTTON YARNS TINSEL THREAD	LB				3017
327 FRANCE			18	273	
400 U STATES	4025	12223	36911	97772	
	4025	12223	36929	98045	
MERCERIZED YARNS 40 AND FINER	LB				3018
100 U KINGDOM	8057	15559	40919	79948	
400 U STATES	150	443	3550	7167	
	8207	16002	44469	87115	
COTTON YARNS HANKS FOR THREAD	LB				3019
100 U KINGDOM	67835	84445	591747	817417	
305 AUSTRIA			2296	4488	
400 U STATES	28309	39884	448278	639156	
	96144	124329	1042321	1461061	
COTTON YARN 2 PLY 80 AND FINER	LB				3020
100 U KINGDOM	1674	7291	4555	20356	
400 U STATES			57	390	
	1674	7291	4612	20746	
COTTON YARN SINGLES FOR THREAD	LB				3021
100 U KINGDOM	35191	38291	536863	603343	
400 U STATES	6183	7716	189582	219226	
	41374	46007	726445	822569	
COTTON YARN TO BE MERCERIZED	LB				3022
100 U KINGDOM	8362	14633	56024	111085	
400 U STATES	9450	9638	66353	68766	
	17812	24271	122377	179851	

IMPORTS INTO CANADA FOR CONSUMPTION

Articles and Countries from which Imported	MONTH OF SEPTEMBER 1958		NINE MONTHS ENDED SEPTEMBER 1958		Class Number	
	Quantities	Values (\$)	Quantities	Values (\$)		
COTTON YARNS SINGLES 20 TO 40	LB				3023	
100 U KINGDOM		20107	17239	241868		223181
400 U STATES		7161	4421	22777		19559
		27268	21660	264645	242740	
COLOURED COT FAB NOP OVER 80 C	LB				3026	
100 U KINGDOM		53371	98145	402958		787337
215 INDIA		1753	1595	34530		35953
231 HONG KONG				1465		1352
234 AUSTRALIA				121		384
305 AUSTRIA		3471	5588	17110		34299
306 BELGIUM		48823	49553	390036		381134
313 CHINA				1872		1674
317 CZECHO S		5251	5344	240841		252670
318 DENMARK		2427	5464	6292		14515
327 FRANCE		1241	3171	18723		41495
335 GERMANY W		26706	48987	367853		675912
337 GUATEMALA				22		105
344 ITALY		8726	27862	30799		90785
347 JAPAN		84313	101128	795529		957058
352 MEXICO				194		584
354 NETHRLNDS		65000	98673	598254		926130
365 POLAND		668	548	2181		2644
366 PORTUGAL				10887		12738
372 SPAIN				5423		7701
375 SWEDEN		483	979	2102		4049
376 SWITZRLNO		4092	15617	37248		157995
383 HAWAII		60	120	311		941
389 IRELAND			23	78		
390 GERMANY E			65	61		
400 U STATES	1314846	1678265	16468576	23020899		
	1621231	2141039	19433415	27408493		
COLORED COT FAB NOP 50 TO 80 C	LB				3027	
100 U KINGDOM		2505	1855	16913		11716
215 INDIA		44337	25956	739705		416165
231 HONG KONG				120		75
306 BELGIUM		1740	1309	88897		66965
317 CZECHO S				10959		8294
335 GERMANY W				12886		9237
344 ITALY				12184		7428
347 JAPAN		13533	8922	128987		89099
354 NETHRLNDS				6449		4335
365 POLAND	3540	2383	8385	5982		
400 U STATES	93966	66916	926121	671951		
	159621	107341	1951606	1291247		
COLORED COT FAB NOP UNOER 50 C	LB				3028	
100 U KINGDOM				2826		1098
215 INDIA		70999	31425	661640		296628
347 JAPAN		5000	2405	13000		6149
365 POLAND				17030		7218
400 U STATES	4547	1764	42913	16360		
	80546	35594	737409	327453		
COTTON DENIMS	LB				3029	
215 INDIA		2147	1835	30822		17373
400 U STATES		201075	139176	1871947		1321744
	203222	141011	1902769	1339117		
HANDKERCHIEF COTTON BLEACHED	LB				3030	
100 U KINGDOM		1888	3166	8502		15521
347 JAPAN		10014	9931	14086		13964
	11902	13097	22588	29485		
COTTON FABRIC NDT BLEACHED NOP	LB				3031	
100 U KINGDOM		8713	6963	31785		32708
215 INDIA		269195	106830	1856969		759890
224 JAMAICA				437752		251285
305 AUSTRIA				21770		17939
306 BELGIUM		2681	1740	56219		38656
309 BRAZIL				5004		2261
313 CHINA				133380		61382
317 CZECHO S				12598		10158
344 ITALY				16519		11700
347 JAPAN		128782	100545	676500		499068
354 NETHRLNDS				14196		10784
400 U STATES		1052402	732799	8376655		5569768
	1461773	948877	11639347	7265599		
CANTON FLANNELS NOT COLOURED	LB				3032	
100 U KINGDOM		1027	1447	20916		35451
215 INDIA				82212		53903
305 AUSTRIA		36	143	184		679
306 BELGIUM		747	589	4480		3589
309 BRAZIL				4538		3179
313 CHINA				1830		1547
317 CZECHO S				29966		21832
335 GERMANY W				228		315
344 ITALY				18		71
347 JAPAN		108054	101543	714594		732258
354 NETHRLNDS		1614	2157	10101		9859
365 POLAND		19475	9954	178381		122296
376 SWITZRLND	146	508	1526	5355		
400 U STATES	85002	116389	509216	648311		
	216101	232730	1558190	1638645		
TOWELLING IN THE WEB	LB				3033	
100 U KINGDOM				545		745
215 INDIA				69414		43274
231 HONG KONG				2500		829
317 CZECHO S				21605		16944
400 U STATES	3478	3141	20762	20411		
	3478	3141	114826	82203		

IMPORTS INTO CANADA FOR CONSUMPTION

Articles and Countries from which Imported	MONTH OF SEPTEMBER 1958		NINE MONTHS ENDED SEPTEMBER 1958		Class Number
	Quantities	Values (\$)	Quantities	Values (\$)	
VOILES SCRIMS NOT COLOURED	LB				3034
100 U KINGDOM	154	366	2504	5429	
215 INDIA			13795	9175	
309 BRAZIL			864	480	
317 CZECHO S			972	1771	
327 FRANCE	17	74	17	74	
347 JAPAN	11164	11582	21231	24102	
365 POLAND			375	157	
376 SWITZRLND	527	2459	5888	25269	
400 U STATES	19763	18870	225540	244937	
	31645	33351	271186	311394	
COTTON FABRICS BLEACHED N O P	LB				3035
100 U KINGDOM	7060	9949	59712	89878	
215 INDIA			4072	2537	
305 AUSTRIA			411	1156	
306 BELGIUM			1040	946	
317 CZECHO S	76	108	76	108	
335 GERMANY W	522	697	5357	7059	
347 JAPAN			546	509	
354 NETHRLNDS			3533	4767	
365 POLAND			22652	13165	
376 SWITZRLND	75	264	2118	9000	
400 U STATES	127996	34128	270972	208234	
	135729	45146	370489	337359	
COTTON CHEESE CLOTH AND GAUZE	LB				3036
100 U KINGDOM	2422	3374	36273	47498	
215 INDIA			1803	1197	
400 U STATES	292516	278297	2762552	2525482	
	294938	281671	2800628	2574177	
POPLIN BLEACHED NOT COLOURED	LB				3037
100 U KINGDOM	1254	2603	12122	26614	
313 CHINA			1089	854	
317 CZECHO S			2337	1435	
335 GERMANY W			173	334	
347 JAPAN	32004	32992	235716	251710	
376 SWITZRLND	43	163	902	3854	
400 U STATES	17201	20540	50824	57750	
	50502	56298	303163	342551	
COTTON FABRICS COUNT 100	LB				3039
100 U KINGDOM	29301	101784	303010	1089174	
347 JAPAN			289	527	
400 U STATES			1299	2088	
	29301	101784	304598	1091789	
COTTON FABRICS CUT PILE N O P	LB				3040
100 U KINGDOM	1197	3552	3011	7932	
306 BELGIUM			1027	1995	
335 GERMANY W	6245	15000	55577	131155	
344 ITALY	628	1686	1457	3624	
354 NETHRLNDS	423	529	895	1167	
400 U STATES	5562	10982	53138	93959	
	14055	31749	115105	239832	
COTTON FABRIC FOR TYPE RIBBON	LB				3041
100 U KINGDOM	10999	40839	63245	253881	
354 NETHRLNDS			2062	6725	
400 U STATES	287	3589	3053	33481	
	11286	44428	68360	294087	
SAILCLOTH EGYPTIAN COTTON	LB				3043
100 U KINGDOM	622	1275	3250	8042	
400 U STATES			131	172	
	622	1275	3381	8214	
COTTON FABRIC KNITTED	LB				3045
100 U KINGDOM	14673	22262	133710	162572	
231 HONG KONG			500	320	
335 GERMANY W	179	317	902	1426	
347 JAPAN			1475	936	
400 U STATES	59099	104817	712506	1163054	
	73951	127396	849093	1328308	
COTTON GABARDINES	LB				3047
100 U KINGDOM	4219	15807	35673	135585	
306 BELGIUM			710	1680	
335 GERMANY W			5194	8902	
347 JAPAN			2210	3467	
400 U STATES	405	546	6685	7705	
	4624	16353	50472	157339	
COTTON FABRICS 80 TO 99 COUNT	LB				3048
100 U KINGDOM	4196	13879	28821	107789	
	4196	13879	28821	107789	
COTTON FABRICS CUT WEFT PILE	LB				3049
100 U KINGDOM	10142	25392	63253	171291	
231 HONG KONG	4129	6896	36028	59707	
306 BELGIUM			14	55	
317 CZECHO S	393	413	9643	8243	
327 FRANCE	721	2387	1471	4412	
335 GERMANY W	789	2155	3914	11976	
344 ITALY	937	2734	9488	12438	
347 JAPAN	99946	149711	686060	896045	
354 NETHRLNDS	231	293	65495	79971	
372 SPAIN			1583	1574	
400 U STATES	89967	134157	689414	1016633	
	207255	324138	1566363	2262345	
COTTON FABRICS FOR BOOK COVERS	LB				3050
100 U KINGDOM	3434	3231	59368	63767	
347 JAPAN			5652	2652	
400 U STATES	23263	20631	94864	101001	
	26697	23862	159884	167420	

IMPORTS INTO CANADA FOR CONSUMPTION

Articles and Countries from which Imported	MONTH OF SEPTEMBER 1958		NINE MONTHS ENDED SEPTEMBER 1958		Class Number
	Quantities	Values (\$)	Quantities	Values (\$)	
LACE NOT COLOURED FOR CLOTHING	LB				3051
100 U KINGDOM	156	679	4649	13611	
305 AUSTRIA	4230	15067	86866	329115	
306 BELGIUM			10	396	
327 FRANCE	480	3548	9414	56492	
335 GERMANY W			3500	14053	
344 ITALY			18	380	
347 JAPAN	1180	1132	9180	14631	
376 SWITZRLND	1835	6470	17821	74785	
390 GERMANY E			280	735	
400 U STATES	1412	8633	33974	194915	
	9293	35529	165712	699113	
LACE COLOURED FOR CLOTHING	LB				3052
100 U KINGDOM	187	497	839	2453	
305 AUSTRIA	279	1353	14039	53402	
327 FRANCE	98	903	1200	9755	
335 GERMANY W	194	91	1927	3702	
347 JAPAN			206	707	
376 SWITZRLND	460	3670	1696	15339	
400 U STATES	4449	12216	16865	78416	
	5667	18730	36772	163774	
EMBROIDERIES COTTON N O P	LB				3053
100 U KINGDOM			1382	3500	
215 INDIA	39	200	39	200	
231 HONG KONG	144	368	350	1675	
305 AUSTRIA	178	845	1851	10029	
306 BELGIUM			253	1703	
327 FRANCE	28	415	239	2308	
335 GERMANY W			268	416	
344 ITALY			189	1173	
354 NETHRLNDS			378	1629	
376 SWITZRLNO	94	2277	4138	41036	
400 U STATES	39	590	5028	21005	
	522	4695	14115	84674	
LACE BOBBINET NETS COTTON NOP	LB				3054
100 U KINGDOM	1068	2929	18695	42801	
215 INDIA			496	2831	
231 HONG KONG			1103	2599	
305 AUSTRIA			421	3110	
306 BELGIUM			92	1227	
313 CHINA			5975	14859	
327 FRANCE			361	4635	
335 GERMANY W	16	86	115	542	
344 ITALY	67	633	78	819	
347 JAPAN			1236	1453	
354 NETHRLNDS			483	2248	
376 SWITZRLNO			612	10814	
400 U STATES	2158	4804	10640	32234	
	3309	8452	40307	120172	
WHITE COTTON BOBBINET PLAIN	YO				3055
100 U KINGDOM	6717	2315	41307	11892	
	6717	2315	41307	11892	
STOCKINGS COTTON WOMENS CHILDS	OZ PR				3062
100 U KINGDOM	3878	13477	59332	177613	
327 FRANCE			33	548	
335 GERMANY W			38	198	
354 NETHRLNDS			59	120	
372 SPAIN	1325	5696	5890	23573	
400 U STATES	3932	11297	64589	190537	
	9135	30470	129941	392582	
STOCKINGS COTTON MENS BOYS	DZ PR				3063
100 U KINGDOM	5525	14431	11317	31918	
327 FRANCE			15	226	
344 ITALY			112	918	
372 SPAIN			550	618	
400 U STATES	8741	31186	84143	293036	
	14266	45617	96137	326716	
GLOVES COTTON	DZ PR				3064
100 U KINGDOM	680	5702	9644	75349	
231 HONG KONG	663	3283	19676	64801	
232 MALTA	192	1536	601	4574	
305 AUSTRIA			26	268	
317 CZECHO S	525	1583	4440	16081	
327 FRANCE	346	6148	2362	30866	
335 GERMANY W	2859	24972	19095	139223	
344 ITALY	139	903	3067	15278	
347 JAPAN	2578	6554	59018	179778	
390 GERMANY E	25	133	25	133	
400 U STATES	2068	9279	20470	90768	
	10075	60093	138424	617119	
SHIRTS COTTON NOT KNITTED	LB				3066
100 U KINGDOM	193	995	6794	39363	
207 UN SO AFR	7	319	7	319	
215 INDIA			553	1558	
218 MALAYA			47	234	
231 HONG KONG	5102	5083	237803	286028	
305 AUSTRIA			602	1186	
313 CHINA	5626	3549	13578	10351	
327 FRANCE			79	306	
335 GERMANY W			36	170	
344 ITALY	302	641	5284	14901	
347 JAPAN	353900	329009	1413777	1438351	
354 NETHRLNDS			250	344	
359 NORWAY			242	631	
365 POLAND			18633	19845	
376 SWITZRLNO			1905	11380	

IMPORTS INTO CANADA FOR CONSUMPTION

Articles and Countries from which Imported	MONTH OF SEPTEMBER 1958		NINE MONTHS ENDED SEPTEMBER 1958		Class Number
	Quantities	Values (\$)	Quantities	Values (\$)	
383 HAWAII			1874	6249	
400 U STATES	21506	52579	169257	433033	
UNDERWEAR COTTON KNITTED	386636	392175	1870721	2264249	3067
100 U KINGDOM	LB 25132	55283	137450	307607	
231 HONG KONG			2304	4372	
313 CHINA	6160	3543	6160	3543	
335 GERMANY W			94	299	
347 JAPAN	3502	3458	20713	21429	
354 NETHRLNDS	2602	3374	13798	23835	
359 NORWAY	195	403	1211	2536	
376 SWITZRLND			75	1071	
400 U STATES	3522	7777	58295	140780	
COTTON CLOTHING N O P WOVEN	41113	73838	240100	505472	3068
100 U KINGDOM	LB 6100	21597	35557	136207	
215 INDIA			143	616	
216 PAKISTAN			56	340	
231 HONG KONG	24393	27582	229603	267047	
234 AUSTRALIA			11	117	
305 AUSTRIA	505	3378	1993	14844	
306 BELGIUM	343	1038	6793	13496	
317 CZECHO S			269	374	
318 DENMARK			83	519	
327 FRANCE	132	1348	1133	10220	
335 GERMANY W	574	3895	5076	29802	
337 GUATEMALA			279	1143	
344 ITALY	852	4642	10907	63235	
347 JAPAN	247445	257064	2068869	2541385	
352 MEXICO	227	648	4489	8018	
354 NETHRLNDS			4772	8063	
357 NETH ANT			762	925	
360 ISRAEL	1650	6346	6196	23147	
367 AZORES	8	98	542	3517	
372 SPAIN	60	121	185	1642	
375 SWEDEN			355	1670	
376 SWITZRLND	521	4399	6992	58399	
383 HAWAII			3419	18801	
384 P RICO			67	210	
389 IRELAND			64	270	
400 U STATES	71649	143513	762837	1698042	
DRESSES WVN COTT WOMENS CHLDNS	354459	475669	3151452	4902049	3069
100 U KINGDOM	NO 922	2334	2390	11974	
231 HONG KONG			2705	2390	
305 AUSTRIA	30	116	60	194	
306 BELGIUM			260	2580	
327 FRANCE	61	1121	875	9903	
335 GERMANY W	1	64	437	2914	
344 ITALY	63	236	1438	6909	
347 JAPAN	1524	1130	11185	9386	
354 NETHRLNDS			15	92	
360 ISRAEL	5	190	5	190	
367 AZORES			557	496	
372 SPAIN			233	809	
375 SWEDEN			67	700	
376 SWITZRLND	44	252	313	2833	
383 HAWAII			4737	24043	
389 IRELAND	1	272	115	1147	
400 U STATES	12288	39635	292547	960926	
SMOCKS OVRALLS WVN COTTON MENS	14939	45350	317939	1037486	3070
100 U KINGDOM	LB		216	243	
231 HONG KONG			5680	4444	
347 JAPAN	1440	2288	54371	69260	
354 NETHRLNDS			1338	1664	
400 U STATES	12017	19558	130816	218555	
RAINCOATS WATERPROOFED COTTON	13457	21846	192421	294166	3071
100 U KINGDOM	NO 1203	13416	13026	141649	
231 HONG KONG	1530	2202	20369	30143	
306 BELGIUM			251	2771	
318 DENMARK	32	656	70	1287	
335 GERMANY W	1597	21009	8573	98108	
344 ITALY	187	4522	911	17289	
347 JAPAN	3390	5473	16979	50010	
359 NORWAY	157	708	1435	5864	
360 ISRAEL	400	3037	3803	27353	
375 SWEDEN			5	148	
376 SWITZRLND	17	298	408	6143	
400 U STATES	4278	13199	16352	63039	
CLTHG NOP COTT KNIT INFTS CHLD	12791	64520	82182	443804	3072
100 U KINGDOM	LB 4861	14241	42632	127519	
231 HONG KONG			3992	6401	
306 BELGIUM	398	1465	2269	8444	
327 FRANCE			53	180	
335 GERMANY W	1245	3538	5576	22033	
344 ITALY			587	1983	
347 JAPAN	10852	11715	153573	182325	
354 NETHRLNDS	223	845	6472	16693	
376 SWITZRLND	86	490	123	794	
400 U STATES	3838	13093	30148	92648	
CLTHG NOP COTT KNIT WOMNS GRLS	21503	45387	245425	466020	3073
100 U KINGDOM	LB 2380	6087	23070	62175	

IMPORTS INTO CANADA FOR CONSUMPTION

Articles and Countries from which Imported	MONTH OF SEPTEMBER 1958		NINE MONTHS ENDED SEPTEMBER 1958		Class Number
	Quantities	Values (\$)	Quantities	Values (\$)	
231 HONG KONG			816	1032	
305 AUSTRIA			86	627	
306 BELGIUM	14	50	56	137	
327 FRANCE			237	1486	
335 GERMANY W	248	480	517	2049	
344 ITALY	12	113	1547	10267	
347 JAPAN	5413	5291	55424	63273	
354 NETHRLNDS			1476	3123	
376 SWITZRLND	11	79	1175	8998	
389 IRELAND			947	2077	
400 U STATES	4514	18039	42272	149867	
	12592	30139	127623	305111	
CLTHG NOP COTT KNIT MENS BOYS	LB				3074
100 U KINGDOM	3867	7677	55975	131335	
215 INDIA			13321	10814	
231 HONG KONG	4382	3399	43386	35928	
305 AUSTRIA			720	2633	
318 DENMARK			21	131	
327 FRANCE			2339	10466	
335 GERMANY W	130	161	3941	7160	
344 ITALY			12423	16398	
347 JAPAN	25050	24600	444867	459619	
354 NETHRLNDS	370	560	2587	4551	
359 NORWAY			161	355	
376 SWITZRLND			1474	9168	
389 IRELAND			579	951	
400 U STATES	5374	13329	58517	156520	
	39173	49726	640311	846029	
BAGS COTTON	LB				3082
400 U STATES	12508	7929	114304	79032	
	12508	7929	114304	79032	
BELTING OF COTTON	LB				3083
100 U KINGDOM	1650	2114	28648	34129	
400 U STATES	10698	22596	83824	172868	
	12348	24710	112472	206997	
BLANKETS OF COTTON	LB				3084
100 U KINGDOM	7590	7252	28054	24605	
306 BELGIUM	43506	37831	478717	428289	
335 GERMANY W	2292	1768	65331	47821	
344 ITALY	60	121	60	121	
347 JAPAN	560	387	7885	5383	
354 NETHRLNDS			21028	7543	
400 U STATES	6152	7062	59426	64990	
	60160	54421	660501	578752	
TAPE AND WEBBING HOOK AND EYE	LB				3085
100 U KINGDOM	288	643	937	1713	
400 U STATES	273	587	4718	10413	
	561	1230	5655	12126	
BRAIDED WICK FOR CANDLES					3086
100 U KINGDOM				1951	
335 GERMANY W				961	
354 NETHRLNDS		237		237	
372 SPAIN				972	
400 U STATES		2662		24399	
		2899		28520	
CURTAINS COTTON N O P	LB				3087
100 U KINGDOM	162	456	1997	5642	
306 BELGIUM			37	85	
335 GERMANY W			749	1079	
354 NETHRLNDS			170	290	
376 SWITZRLND	25	173	490	2278	
400 U STATES	6270	13611	66666	133904	
	6457	14240	70109	143278	
TABLE AND TRAY CLOTHS COTTON	LB				3088
100 U KINGDOM	8149	18260	70348	154106	
215 INDIA	628	1078	2752	2550	
216 PAKISTAN			120	1371	
231 HONG KONG	2387	6602	21270	53775	
234 AUSTRALIA			16	58	
306 BELGIUM	40	51	2357	2744	
313 CHINA	1940	3352	49069	92272	
317 CZECHO S			234	159	
318 DENMARK	26	239	41	396	
327 FRANCE	30	374	437	3176	
335 GERMANY W	36	52	3516	12145	
337 GUATEMALA			320	1334	
344 ITALY	1215	1194	1541	1640	
347 JAPAN	6221	6504	52231	47418	
354 NETHRLNDS	287	1066	24993	37032	
365 POLAND	800	551	2784	1976	
367 AZORES	231	2192	757	6437	
373 CANARY IS			136	303	
376 SWITZRLND	93	934	900	6212	
392 SYRIA	75	150	75	150	
400 U STATES	7342	14927	65839	107437	
	29500	57526	299736	532691	
DUCK SEAMLESS COTTON FOR HOSE	LB				3089
400 U STATES			63	76	
			63	76	
HANDKERCHIEFS COTTON	LB				3091
100 U KINGDOM	24535	70368	118671	326304	
231 HONG KONG			4946	6252	
305 AUSTRIA	371	4513	1466	12081	
317 CZECHO S	960	2921	7401	16280	
327 FRANCE	20	323	88	1567	
335 GERMANY W	214	915	595	2522	

IMPORTS INTO CANADA FOR CONSUMPTION

Articles and Countries from which Imported		MONTH OF SEPTEMBER 1958		NINE MONTHS ENDED SEPTEMBER 1958		Class Number
		Quantities	Values (\$)	Quantities	Values (\$)	
344	ITALY	42	301	45	499	
347	JAPAN	32325	31672	204938	217063	
354	NETHRLNOS			1614	3094	
376	SWITZRLND	2658	21238	12432	122726	
400	U STATES	9524	24941	29661	89241	
		70649	157192	381857	797629	
LADDER TAPES FOR BLINDS		LB				3092
100	U KINGDOM	815	1271	4902	7560	
400	U STATES	800	1012	1976	2082	
		1615	2283	6878	9642	
MANILE STOCKING FOR GAS LIGHT						3093
QUILTS COUNTERPANES COTTON		LB				3094
100	U KINGDOM	3409	4551	25229	31444	
215	INDIA	490	339	4480	3471	
306	BELGIUM	201	392	11199	10054	
344	ITALY			2609	2410	
347	JAPAN	246	838	9675	6514	
354	NETHRLNOS	3886	2492	11759	14709	
372	SPAIN	1522	990	3700	2279	
400	U STATES	73774	95318	634155	802427	
		83528	104920	702806	873308	
SHEETS COTTON		LB				3095
100	U KINGDOM	683	1096	19697	24899	
215	INDIA			3661	1757	
306	BELGIUM	502	444	24689	21998	
347	JAPAN	15980	8385	130407	83918	
354	NETHRLNDS			3589	3604	
367	AZORES	726	2040	3257	10831	
400	U STATES	125337	146189	616480	720888	
		143228	158154	801780	867895	
TOWELS COTTON		LB				3096
100	U KINGDOM	1124	1433	18962	23076	
215	INDIA	5152	3085	32273	21426	
231	HONG KONG	11109	7488	35066	24170	
305	AUSTRIA			179	491	
306	BELGIUM			1572	1794	
313	CHINA			3676	3083	
317	CZECHO S	10615	8777	93616	79891	
335	GERMANY W	52	112	2928	2312	
344	ITALY			323	456	
347	JAPAN	1513	1164	65131	51971	
354	NETHRLNDS	228	421	15622	19219	
365	POLAND			3677	3029	
400	U STATES	288462	310023	2129081	2346957	
		318255	332503	2402106	2577875	
COTTON MANUFACTURES N O P		LB				3097
100	U KINGDOM	4304	9020	64580	118561	
215	INDIA			2859	4854	
216	PAKISTAN	201	69	1328	370	
231	HONG KONG			2477	4059	
305	AUSTRIA	135	364	753	1527	
306	BELGIUM	1036	1655	8208	10994	
313	CHINA			1427	2675	
318	DENMARK	21	57	520	3190	
327	FRANCE	833	1794	3767	9117	
335	GERMANY W	330	317	13948	17287	
344	ITALY	5606	1518	44587	19667	
347	JAPAN	2989	3910	141808	104352	
352	MEXICO			107	346	
354	NETHRLNDS	961	1142	17183	19301	
367	AZORES			112	127	
375	SWEDEN			65	155	
376	SWITZRLND	39	113	1304	4602	
390	GERMANY E			165	296	
400	U STATES	110437	131623	998991	1336631	
		126892	151582	1304189	1658111	
WASH CLOTHS BATH MATS COTTON		LB				3098
100	U KINGDOM			564	742	
231	HONG KONG	1650	1115	17447	12218	
305	AUSTRIA			50	292	
306	BELGIUM	40	66	4918	2996	
317	CZECHO S			3193	2490	
335	GERMANY W	63	86	150	250	
344	ITALY			99	99	
347	JAPAN	1852	1269	22449	16387	
354	NETHRLNDS			1235	1645	
400	U STATES	46796	65389	246509	356722	
		52401	67925	226614	393841	
PILLOW CASES COTTON		LB				3100
100	U KINGDOM	6531	9201	34565	54879	
231	HONG KONG	2875	3759	40529	51684	
313	CHINA	5494	6706	56554	70357	
335	GERMANY W	1045	3590	1322	4199	
344	ITALY			40	51	
347	JAPAN	66654	51370	500123	412146	
354	NETHRLNOS			378	307	
367	AZORES	825	2274	3956	12344	
373	CANARY IS			182	389	
376	SWITZRLNO			99	520	
400	U STATES	23808	25237	111160	140104	
		107232	102137	748908	746980	
FLAX FIBRE AND TOW		CWT				3111
400	U STATES			14	411	
				14	411	

IMPORTS INTO CANADA FOR CONSUMPTION

Articles and Countries from which Imported	MONTH OF SEPTEMBER 1958		NINE MONTHS ENDED SEPTEMBER 1958		Class Number
	Quantities	Values (\$)	Quantities	Values (\$)	
HEMP DRESSED OR UNDRESSED 344 ITALY	CWT 331	9317	331	9317	3112
JUTE AND JUTE BUTTS	CWT 22	540	18680	161568	3113
216 PAKISTAN 400 U STATES	22	540	4451	40590	
OAKUM OF FLAX HEMP OR JUTE	CWT 455	3700	23131	202158	3114
100 U KINGDOM 344 ITALY 354 NETHRLNDS 359 NORWAY 375 SWEDEN 400 U STATES	1124	19561	11229	218883	
BATTS WADDING VEGETABLE FIBRES	1579	23261	14762	251313	3115
400 U STATES	LB 1165	470	4608	1517	
YARNS JUTE SINGLES N O P	1165	470	4608	1517	3121
100 U KINGDOM 215 INDIA 400 U STATES	LB 9948	1774	156873	27448	
YARNS VEGETABLE FIBRE SINGLES	323	127	62894	11905	3122
100 U KINGDOM 344 ITALY 352 MEXICO 400 U STATES	10271	1901	449	183	
YARNS CORDS TWINE OF JUTE N O P	4545	1018	220216	39536	3123
100 U KINGDOM 306 BELGIUM 335 GERMANY W 400 U STATES	LB 5090	1239	8469	3327	
YARNS CORDS TWINE VEG FIB N O P	579	254	156873	27448	3124
100 U KINGDOM 231 HONG KONG 306 BELGIUM 318 DENMARK 327 FRANCE 344 ITALY 352 MEXICO 354 NETHRLNDS 366 PORTUGAL 389 IRELAND 400 U STATES	5669	1493	62448	25561	
LINEN THREAD FOR SEWING	LB 20049	7867	127762	31268	3125
100 U KINGDOM 327 FRANCE 376 SWITZRLND 389 IRELAND 400 U STATES	1130	220	2049	441	
YARNS VEG FIBRE FOR WEAVING	200	302	420	229	3126
100 U KINGDOM 215 INDIA 306 BELGIUM 318 DENMARK 354 NETHRLNDS 389 IRELAND 400 U STATES	81826	9501	11885	4461	
FABRICS CHIEFLY FLAX OR HEMP	24400	2997	142116	36399	3127
306 BELGIUM 317 CZECHO S 318 DENMARK 327 FRANCE 335 GERMANY W 344 ITALY 354 NETHRLNDS 375 SWEDEN 376 SWITZRLND 380 USSR 400 U STATES	6087	1622	54936	40025	
FABRICS JUTE UNBLEACHED N O P	3737	2779	903445	209917	3132
100 U KINGDOM 215 INDIA 216 PAKISTAN 306 BELGIUM 327 FRANCE 335 GERMANY W 354 NETHRLNDS 375 SWEDEN 376 SWITZRLND 380 USSR 400 U STATES	137429	25288	211216	407718	
FABRICS OF JUTE N O P	LB 14193	27130	678	967	3133
100 U KINGDOM 215 INDIA 216 PAKISTAN 306 BELGIUM 327 FRANCE 335 GERMANY W 354 NETHRLNDS 375 SWEDEN 376 SWITZRLND 380 USSR 400 U STATES	208	323	233	417	
FABRIC JUTE 12 INS WIDE OR LESS	125	642	2820	1492	3134
100 U KINGDOM 215 INDIA	14526	28095	1078	2929	
FABRICS OF JUTE N O P	LB 65659	21735	216025	413523	3135
100 U KINGDOM 215 INDIA 216 PAKISTAN 306 BELGIUM 318 DENMARK 354 NETHRLNDS 389 IRELAND 400 U STATES	101108	18722	826458	283311	
FABRIC JUTE 12 INS WIDE OR LESS	69021	13764	710880	133102	3136
100 U KINGDOM 215 INDIA	2202	2267	22036	7279	
FABRICS OF JUTE N O P	237990	56488	52926	43183	3137
100 U KINGDOM 215 INDIA 216 PAKISTAN 306 BELGIUM 327 FRANCE 335 GERMANY W 354 NETHRLNDS 375 SWEDEN 376 SWITZRLND 380 USSR 400 U STATES	69021	13764	5224	1587	
FABRICS OF JUTE N O P	22200	37849	470701	92342	3138
100 U KINGDOM 215 INDIA 216 PAKISTAN 306 BELGIUM 327 FRANCE 335 GERMANY W 354 NETHRLNDS 375 SWEDEN 376 SWITZRLND 380 USSR 400 U STATES	2202	2267	52916	30381	
FABRICS OF JUTE N O P	27315	50436	2141141	591185	3139
100 U KINGDOM 215 INDIA 216 PAKISTAN 306 BELGIUM 327 FRANCE 335 GERMANY W 354 NETHRLNDS 375 SWEDEN 376 SWITZRLND 380 USSR 400 U STATES	22200	37849	281466	406752	
FABRICS OF JUTE N O P	150	240	14055	19814	3140
100 U KINGDOM 215 INDIA 216 PAKISTAN 306 BELGIUM 327 FRANCE 335 GERMANY W 354 NETHRLNDS 375 SWEDEN 376 SWITZRLND 380 USSR 400 U STATES	1338	1137	653	730	
FABRICS OF JUTE N O P	265	340	8088	7250	3141
100 U KINGDOM 215 INDIA 216 PAKISTAN 306 BELGIUM 327 FRANCE 335 GERMANY W 354 NETHRLNDS 375 SWEDEN 376 SWITZRLND 380 USSR 400 U STATES	1091	4529	69	318	
FABRICS OF JUTE N O P	281	717	7963	4806	3142
100 U KINGDOM 215 INDIA 216 PAKISTAN 306 BELGIUM 327 FRANCE 335 GERMANY W 354 NETHRLNDS 375 SWEDEN 376 SWITZRLND 380 USSR 400 U STATES	281	717	1286	2166	
FABRICS OF JUTE N O P	116	422	2593	10854	3143
100 U KINGDOM 215 INDIA 216 PAKISTAN 306 BELGIUM 327 FRANCE 335 GERMANY W 354 NETHRLNDS 375 SWEDEN 376 SWITZRLND 380 USSR 400 U STATES	1874	5202	737	533	
FABRICS OF JUTE N O P	27315	50436	990	2484	3144
100 U KINGDOM 215 INDIA 216 PAKISTAN 306 BELGIUM 327 FRANCE 335 GERMANY W 354 NETHRLNDS 375 SWEDEN 376 SWITZRLND 380 USSR 400 U STATES	15021	15021	1614	5250	
FABRICS OF JUTE N O P	1501174	160838	6528	2212	3145
100 U KINGDOM 215 INDIA 216 PAKISTAN 306 BELGIUM 327 FRANCE 335 GERMANY W 354 NETHRLNDS 375 SWEDEN 376 SWITZRLND 380 USSR 400 U STATES	73194	14212	15021	41909	
FABRICS OF JUTE N O P	1327349	116229	341063	505078	3146
100 U KINGDOM 215 INDIA 216 PAKISTAN 306 BELGIUM 327 FRANCE 335 GERMANY W 354 NETHRLNDS 375 SWEDEN 376 SWITZRLND 380 USSR 400 U STATES	73194	14212	791306	139119	
FABRICS OF JUTE N O P	32810	5117	82411365	6303223	3147
100 U KINGDOM 215 INDIA 216 PAKISTAN 306 BELGIUM 327 FRANCE 335 GERMANY W 354 NETHRLNDS 375 SWEDEN 376 SWITZRLND 380 USSR 400 U STATES	33392	5779	100000	8715	
FABRICS OF JUTE N O P	17996	4628	279463	42816	3148
100 U KINGDOM 215 INDIA 216 PAKISTAN 306 BELGIUM 327 FRANCE 335 GERMANY W 354 NETHRLNDS 375 SWEDEN 376 SWITZRLND 380 USSR 400 U STATES	16433	14873	275743	46919	
FABRICS OF JUTE N O P	1501174	160838	42997	6316	3149
100 U KINGDOM 215 INDIA 216 PAKISTAN 306 BELGIUM 327 FRANCE 335 GERMANY W 354 NETHRLNDS 375 SWEDEN 376 SWITZRLND 380 USSR 400 U STATES	23384	17444	179998	13619	
FABRICS OF JUTE N O P	7643	4897	1389033	282774	3150
100 U KINGDOM 215 INDIA	31027	22341	85469905	6983501	
FABRICS OF JUTE N O P	22160	4271	25480	27714	3151
100 U KINGDOM 215 INDIA	22160	4271	25247	11131	
FABRICS OF JUTE N O P	22160	4271	77727	38445	3152
100 U KINGDOM 215 INDIA	22160	4271	1750	603	
FABRICS OF JUTE N O P	22160	4271	225308	44247	3153

IMPORTS INTO CANADA FOR CONSUMPTION

Articles and Countries from which Imported	MONTH OF SEPTEMBER 1958		NINE MONTHS ENDED SEPTEMBER 1958		Class Number
	Quantities	Values (\$)	Quantities	Values (\$)	
306 BELGIUM			490	418	
389 IRELAND			4227	214	
FAB VEG FIB 12INS WIDE OR LESS	22160	4271	231775	46182	3137
100 U KINGDOM	LB 18016	23620	163129	204588	
306 BELGIUM			738	643	
327 FRANCE	227	755	1119	2983	
335 GERMANY W	69	172	1115	3580	
347 JAPAN			29531	22249	
354 NETHRLNDS			210	525	
400 U STATES	27245	38994	254540	343597	
FABRICS VEGETABLE FIBRE N O P	45557	63541	450382	577965	3138
100 U KINGDOM	YD		46850	19334	
306 BELGIUM			8380	2975	
317 CZECHO S			600	487	
335 GERMANY W			27	67	
365 POLAND			5000	845	
376 SWITZRLND			326	661	
400 U STATES	1587	1938	13691	20157	
TOWELLING TABLE CLOTHS IN WEB	1587	1938	74874	44526	3139
100 U KINGDOM	LB 3409	4320	59998	75671	
306 BELGIUM			978	1395	
317 CZECHO S	1521	1137	47509	37077	
335 GERMANY W			317	233	
344 ITALY	1097	4435	1564	6502	
365 POLAND	15889	9729	73700	50005	
375 SWEDEN			726	1590	
376 SWITZRLND			593	2437	
389 IRELAND			131	155	
400 U STATES	70	130	5133	6971	
CLOTHING VEGETABLE FIBRES NOP	21986	19751	190649	182036	3162
100 U KINGDOM	LB 2048	3582	5516	24332	
231 HONG KONG			44337	23603	
305 AUSTRIA			15	662	
306 BELGIUM			10	192	
318 DENMARK	23	140	23	140	
327 FRANCE			108	2253	
335 GERMANY W	30	303	249	1261	
344 ITALY			125	1570	
347 JAPAN	2489	2518	99956	97862	
360 ISRAEL	1892	6145	5387	17851	
364 PHIL			1298	9535	
376 SWITZRLND	15	112	525	2696	
383 HAWAII			160	696	
388 YUGO SLAV			7	115	
389 IRELAND	13	214	71	916	
400 U STATES	1357	4135	36390	172610	
BAGS OF HEMP LINEN JUTE SISAL	7867	17149	194177	356294	3171
100 U KINGDOM	LB		130	60	
215 INDIA			1015256	141042	
400 U STATES	39017	11181	259014	59161	
CARPETING RUGS HEMP JUTE SISAL	39017	11181	1274400	290263	3172
100 U KINGDOM		13130		108675	
215 INDIA				6223	
231 HONG KONG				4907	
305 AUSTRIA				1089	
306 BELGIUM		16619		185795	
317 CZECHO S				30394	
327 FRANCE		3600		24570	
335 GERMANY W		296		17029	
344 ITALY				2238	
347 JAPAN				438	
354 NETHRLNDS		15184		129600	
389 IRELAND		10973		43323	
400 U STATES		1170		27922	
QUILTS BATH MATS VEG FIBRE NOP		60972		582203	3173
100 U KINGDOM	LB		1200	1636	
306 BELGIUM	3485	1947	15061	8801	
344 ITALY	8731	8140	66169	60865	
347 JAPAN	32805	14863	320645	153256	
354 NETHRLNDS			754	731	
400 U STATES	22492	30374	119181	160740	
FIRE HOSE LINEN	67513	55324	523010	386029	3174
100 U KINGDOM		16342		137126	
400 U STATES				4255	
HANDKERCHIEFS FLAX OR HEMP		16342		141381	3175
100 U KINGDOM	LB 15398	63114	80333	328663	
231 HONG KONG	288	3117	6909	72306	
305 AUSTRIA			249	2820	
306 BELGIUM			6	118	
313 CHINA			541	4885	
327 FRANCE			22	389	
344 ITALY			3	99	
347 JAPAN			412	634	
347 AZORES			68	1462	
376 SWITZRLND	288	4626	1084	17229	
400 U STATES	74	184	126	678	
	16048	71041	89753	429283	

IMPORTS INTO CANADA FOR CONSUMPTION

Articles and Countries from which Imported	MONTH OF SEPTEMBER 1958		NINE MONTHS ENDED SEPTEMBER 1958		Class Number
	Quantities	Values (\$)	Quantities	Values (\$)	
SAILS FOR BOATS AND SHIPS					3175
100 U KINGDOM		2403		42206	
231 HONG KONG				55	
318 DENMARK				391	
335 GERMANY W				422	
354 NETHRLNDS				331	
400 U STATES		1640		23195	
		4043		66600	
TOWELS GLASS CLOTHS CRASH HUCK	LB				3177
100 U KINGDOM	10359	12396	96539	127347	
231 HONG KONG			32	160	
317 CZECHO S	11479	8912	189240	151942	
344 ITALY			346	1506	
365 POLAND	10085	6485	11931	8043	
367 AZORES			49	349	
389 IRELAND			137	161	
400 U STATES	99	217	5209	7801	
	32022	28010	303483	297309	
SHEETS TABLECLOTHS TOWELS FLAX	LB				3178
100 U KINGDOM	25045	59773	220676	535053	
231 HONG KONG	884	3377	6771	39610	
232 MALTA			7	130	
306 BELGIUM	42	275	2467	5948	
313 CHINA			12232	24132	
317 CZECHO S	1798	2002	31928	26310	
327 FRANCE	45	132	255	1326	
335 GERMANY W			535	1189	
340 HUNGARY			484	539	
344 ITALY			1517	5516	
347 JAPAN	11782	6415	37063	26189	
354 NETHRLNDS	125	177	2047	2502	
360 ISRAEL	11	108	11	108	
365 POLAND	1530	1165	6307	5298	
367 AZORES	201	1601	4268	30683	
373 CANARY IS	156	916	475	2380	
375 SWEDEN	26	66	26	66	
376 SWITZRLND	30	278	593	4451	
389 IRELAND			298	382	
400 U STATES	1795	3362	19673	36305	
	43470	79647	347633	748117	
JUTE MANUFACTURES N O P	LB				3179
100 U KINGDOM	486	364	20273	14554	
335 GERMANY W			761	567	
400 U STATES	3261	2125	17805	12084	
	3747	2489	38839	27205	
VEGETABLE FIBRE MFRS N O P	LB				3180
100 U KINGDOM	9213	11575	182663	210302	
215 INDIA	80	185	1400	1927	
216 PAKISTAN			583	908	
231 HONG KONG			3633	6081	
305 AUSTRIA			22	65	
306 BELGIUM			3438	5538	
317 CZECHO S			1238	1365	
318 DENMARK	28	120	682	1005	
327 FRANCE	1482	2475	12956	19549	
335 GERMANY W	1411	2418	11743	18899	
338 HAITI			240	1005	
344 ITALY	2436	2998	67275	40085	
347 JAPAN	54001	41287	528657	419308	
352 MEXICO			3075	1262	
354 NETHRLNDS	930	1746	13008	20361	
359 NORWAY			2276	2349	
367 AZORES			155	1361	
372 SPAIN			3021	4004	
373 CANARY IS			257	1151	
375 SWEDEN		260	2473	2758	
376 SWITZRLND	67	260	3827	8365	
390 GERMANY E	75	195	1423	3207	
400 U STATES	200009	238495	1866067	1998891	
	269732	301754	2710112	2769746	
RAW SILK AND COCOONS	LB				3201
400 U STATES	6802	28526	24428	100170	
	6802	28526	24428	100170	
GARNETTED SILK WASTES	LB				3202
400 U STATES			3422	3944	
			3422	3944	
YARNS SINGLES SPUN SILK N O P	LB				3212
400 U STATES			148	110	
			148	110	
THREADS CORDS TWIST SILK N O P	LB				3213
100 U KINGDOM	30	329	200	2239	
400 U STATES	71	704	1103	9912	
	101	1033	1303	12151	
YARN SILK FOR KNITTING WEAVING	LB				3214
400 U STATES			128	787	
			128	787	
YARNS SILK N O P	LB				3216
100 U KINGDOM			16	148	
400 U STATES	23	256	636	4844	
	23	256	652	4992	
BOLTING CLOTH NOT MADE UP	YD				3221
100 U KINGDOM	38	130	119	446	
335 GERMANY W	60	177	571	2286	
347 JAPAN	1351	1820	12130	16501	
376 SWITZRLND	2489	7550	12460	38214	
400 U STATES	1912	5173	14874	40416	
	5850	14850	40154	97863	

IMPORTS INTO CANADA FOR CONSUMPTION

Articles and Countries from which Imported	MONTH OF SEPTEMBER 1958		NINE MONTHS ENDED SEPTEMBER 1958		Class Number
	Quantities	Values (\$)	Quantities	Values (\$)	
FABRICS SILK N O P	YD				3224
100 U KINGDOM	1560	3340	21010	52015	
215 INDIA	50	69	11148	21239	
231 HONG KONG			5311	4887	
306 BELGIUM			141	374	
313 CHINA			4928	5783	
327 FRANCE	2225	3980	33761	55724	
335 GERMANY W	105	171	8573	7115	
344 ITALY	7481	25705	49260	143743	
347 JAPAN	87206	51984	908214	541523	
371 THAILAND			25	90	
372 SPAIN			36	280	
376 SWITZRLND	13918	18737	61800	112286	
400 U STATES	48243	81955	1120066	1299182	
	160768	185941	2224273	2244241	
FABRICS SILK 26 INCHES OR LESS	YD				3225
100 U KINGDOM			1318	4368	
327 FRANCE			542	397	
344 ITALY			902	2887	
400 U STATES	810	898	4490	2079	
	810	898	7252	9731	
RIBBONS SILK UNDER 12 INCHES	LB				3228
100 U KINGDOM			18	272	
327 FRANCE			58	930	
344 ITALY			5	150	
347 JAPAN			395	3267	
400 U STATES	213	4335	2473	44398	
	213	4335	2949	49017	
FABRICS SILK FOR NECKWEAR	YD				3229
100 U KINGDOM	990	1872	7542	12902	
225 TRINIDAD			713	1101	
305 AUSTRIA	2695	4577	25457	38215	
306 BELGIUM	210	168	4101	3776	
327 FRANCE	909	1159	39993	43053	
335 GERMANY W	16852	17600	230228	231415	
344 ITALY	5888	7192	72202	101398	
347 JAPAN	5813	3705	109680	53923	
376 SWITZRLND	5103	9119	89590	141587	
400 U STATES	76602	97413	600194	748790	
	115062	142805	1179700	1376160	
UMBRELLA COVERING FABRICS	YD				3230
305 AUSTRIA			3770	1067	
327 FRANCE			27148	7909	
335 GERMANY W	1933	577	37237	10343	
344 ITALY	524	375	599	433	
376 SWITZRLND			2601	1039	
400 U STATES	24103	10057	323203	175345	
	26560	11009	394558	196136	
FABRICS PILE SILK OR SYNTHETIC	YD				3232
100 U KINGDOM	41	166	1069	4270	
305 AUSTRIA	210	400	4840	6210	
306 BELGIUM	1202	5233	8850	44854	
327 FRANCE	17427	17518	70534	74315	
335 GERMANY W	1771	4154	21294	42374	
344 ITALY	716	1144	1475	3340	
347 JAPAN			1332	777	
376 SWITZRLND			51	84	
400 U STATES	66158	151937	355084	884932	
	87525	180552	464529	1061156	
SOCKS AND STOCKINGS SILK	OZ PR				3244
100 U KINGDOM	158	5884	479	17137	
344 ITALY			12	199	
400 U STATES	191	10358	2886	143899	
	349	16242	3377	161235	
CLOTHING SILK N O P	OZ				3246
100 U KINGDOM	11582	17071	54494	83372	
207 UN SO AFR	64	180	64	180	
215 INDIA			134	101	
231 HONG KONG			11601	7064	
305 AUSTRIA	2294	2429	5524	5909	
318 DENMARK			138	126	
327 FRANCE	531	1122	3793	6782	
335 GERMANY W			356	272	
344 ITALY	11086	10342	55524	60780	
347 JAPAN	1424	419	98267	22805	
376 SWITZRLND	4534	4466	24985	24227	
383 HAWAII			130	204	
389 IRELAND	64	82	478	615	
400 U STATES	6776	7018	57766	44580	
	38355	43129	313254	257017	
DRESSES SILK WOMENS CHILDRENS	NO				3247
100 U KINGDOM	45	4082	459	25990	
207 UN SO AFR	18	972	18	972	
231 HONG KONG	62	271	512	5629	
305 AUSTRIA			11	144	
306 BELGIUM			11	1598	
327 FRANCE	63	6943	311	34426	
335 GERMANY W	5	463	7	630	
336 GREECE			9	361	
344 ITALY	42	2869	379	24284	
375 SWEDEN	1	71	19	1097	
376 SWITZRLND	39	2195	322	15830	
383 HAWAII			158	2630	
400 U STATES	1250	45553	14647	398082	
	1525	63419	16863	511673	

IMPORTS INTO CANADA FOR CONSUMPTION

Articles and Countries from which Imported	MONTH OF SEPTEMBER 1958		NINE MONTHS ENDED SEPTEMBER 1958		Class Number
	Quantities	Values (\$)	Quantities	Values (\$)	
CLOTHING SILK WOMENS CHILDRENS	OZ				3248
100 U KINGDOM	2987	8163	12466	32513	
215 INDIA	382	450	468	525	
231 HONG KONG	1242	409	32551	13038	
305 AUSTRIA	277	281	6703	9869	
313 CHINA			1424	1361	
327 FRANCE	4746	3489	27132	39547	
335 GERMANY W	329	303	424	520	
344 ITALY	7810	10534	74836	74061	
347 JAPAN	202158	62526	2061307	537403	
376 SWITZRLND	3073	4683	17168	26586	
400 U STATES	4130	4452	87499	64274	
	227134	95290	2321978	799697	
HANDKERCHIEFS SILK	OZ				3251
100 U KINGDOM			220	556	
347 JAPAN	2944	832	67392	19071	
376 SWITZRLND	392	511	1560	2384	
400 U STATES	384	366	644	718	
	3720	1709	69816	22729	
SILK MANUFACTURES N O P	OZ				3252
100 U KINGDOM	845	1536	8244	5958	
231 HONG KONG	1712	623	2144	815	
327 FRANCE	53	84	3878	3286	
335 GERMANY W			75	201	
344 ITALY	215	438	1780	2171	
347 JAPAN	2924	489	36843	7149	
376 SWITZRLND	112	285	1482	2546	
400 U STATES	5696	3233	51799	20846	
	11557	6688	106245	42972	
WOOL IN THE GREASE	LB				3261
100 U KINGDOM	49857	26955	926763	597154	
207 UN SO AFR			23425	17607	
215 INDIA			30350	23590	
216 PAKISTAN			27051	18181	
234 AUSTRALIA			329056	204144	
236 NEW ZEAL	11733	6229	2216560	1289745	
304 ARGENTINA			117086	74330	
313 CHINA			22399	10897	
389 IRELAND	17396	8132	52830	26862	
400 U STATES	193730	120598	1220108	881518	
	272716	161914	4965628	3144028	
WOOL WASHED OR SCOURED	LB				3262
100 U KINGDOM	23603	16370	701269	542909	
207 UN SO AFR	45163	26513	363797	222588	
234 AUSTRALIA	415093	243489	3650885	2735446	
236 NEW ZEAL	198854	107735	1145370	737239	
304 ARGENTINA	30000	17660	307995	225333	
306 BELGIUM	1910	1475	12487	10123	
327 FRANCE			4786	3629	
386 URUGUAY			53837	40200	
389 IRELAND			51236	26240	
400 U STATES	85747	80993	529485	508846	
	800370	494235	6821147	5052553	
WOOL PULLED OR SLIPED	LB				3263
100 U KINGDOM	29203	15963	159602	96075	
236 NEW ZEAL	22614	12008	162613	97781	
400 U STATES			12518	8228	
	51817	27971	334733	202084	
HAIR OF CAMEL ALPACA GOAT NOP	LB				3264
100 U KINGDOM			1603	1614	
317 CZECHO S			100	688	
363 PERU			24092	27470	
400 U STATES	3824	5669	122195	110686	
	3824	5669	147990	140458	
MOILS WOOL	LB				3265
100 U KINGDOM	49123	30769	417585	297778	
304 ARGENTINA			5004	2621	
306 BELGIUM			8554	4486	
363 PERU			2474	1296	
386 URUGUAY	13850	5917	87423	43417	
389 IRELAND	3936	2253	28101	15970	
400 U STATES	11227	6984	86280	62387	
	78136	45923	635421	427955	
GARNETTED WOOL WASTE	LB				3267
100 U KINGDOM	300	293	88250	81587	
400 U STATES	785	821	26899	29967	
	1085	1114	115149	111554	
WOOL TOPS DRY COMBED	LB				3268
100 U KINGDOM	178802	228309	1522937	1928772	
327 FRANCE			374	482	
	178802	228309	1523311	1929254	
WOOL TOPS OIL COMBED	LB				3269
100 U KINGDOM	558105	605620	5435509	6483236	
207 UN SO AFR			25247	31288	
	558105	605620	5460756	6514524	
HAIR TOPS	LB				3270
100 U KINGDOM			1195	2457	
400 U STATES	2922	7634	25639	40128	
	2922	7634	26834	42585	
YARNS OR WARPS HAIR FOR MFRERS	LB				3273
100 U KINGDOM	18609	23275	176117	175073	
327 FRANCE			11	72	
400 U STATES			25416	4392	
	18609	23275	201544	179537	
YARN MOHAIR FOR PILE FABRICS	LB				3274
100 U KINGDOM	105	199	21249	49847	

IMPORTS INTO CANADA FOR CONSUMPTION

61

Articles and Countries from which Imported	MONTH OF SEPTEMBER 1958		NINE MONTHS ENDED SEPTEMBER 1958		Class Number
	Quantities	Values (\$)	Quantities	Values (\$)	
400 U STATES	1586	3735	3076	7432	
YARNS WOOL FOR 6 OZ FABRICS	1691	3934	24325	57279	3275
100 U KINGDOM	29209	49422	267323	529866	
WOOLLEN SPUN YARN	29209	49422	267323	529866	3276
100 U KINGDOM	12739	32335	348994	468077	
306 BELGIUM			1320	4438	
327 FRANCE			6489	22388	
335 GERMANY W	1960	4944	5229	12539	
344 ITALY			1268	1838	
354 NETHRLNDS			984	2217	
400 U STATES	1151	3285	6726	19631	
WORSTED SPUN YARN	15850	40564	371010	531128	3277
100 U KINGDOM	83470	130279	496720	933042	
306 BELGIUM	2789	5288	7596	18587	
318 DENMARK			1290	3097	
326 FINLAND	167	398	380	864	
327 FRANCE	1088	2954	31187	102397	
335 GERMANY W	3326	8323	32506	85112	
344 ITALY	24	80	380	1009	
347 JAPAN			3995	7892	
354 NETHRLNDS	261	466	2245	4429	
359 NORWAY			441	675	
360 ISRAEL	1000	1367	1000	1367	
376 SWITZRLND	364	1104	1222	3502	
400 U STATES	3743	11320	7732	26381	
WOOL FAB IN GRAY OVR 4 TO 6 OZ	96232	161579	586694	1188354	3281
100 U KINGDOM	1298	2328	36046	68362	
344 ITALY			56079	96414	
354 NETHRLNDS			85692	162940	
WOOL FAB IN GRAY 4 OZ OR LESS	1298	2328	177817	327716	3282
100 U KINGDOM	14291	42836	252045	719095	
KNITTED FABRICS WOOL N O P	14291	42836	252045	719095	3283
100 U KINGDOM	3770	11608	28032	87730	
305 AUSTRIA			768	2480	
327 FRANCE	45	474	651	3251	
344 ITALY	8	85	284	1432	
400 U STATES	15038	49658	75170	248584	
FLANNELS	18861	61825	104905	343477	3284
100 U KINGDOM	66856	174690	827524	1953629	
327 FRANCE	849	4161	6654	31513	
335 GERMANY W			1408	7596	
344 ITALY	8466	11440	61706	101729	
347 JAPAN			1364	3672	
376 SWITZRLND	35	155	2316	8700	
400 U STATES	279	770	5885	22577	
FELT CLOTH N O P	76485	191216	906857	2129416	3285
335 GERMANY W	143	203	503	692	
400 U STATES			440	1112	
OVERCOATINGS	143	203	943	1804	3286
100 U KINGDOM	125908	285360	1349580	3015092	
305 AUSTRIA	172	815	248	1022	
306 BELGIUM	165	767	2398	8736	
327 FRANCE			4070	17753	
335 GERMANY W			111	253	
344 ITALY	31242	40611	213770	240070	
347 JAPAN			5231	11132	
354 NETHRLNDS	1457	5354	6272	17271	
376 SWITZRLND			143	550	
400 U STATES	78	355	6002	18664	
TWEEDS	159022	333262	1587825	3330543	3287
100 U KINGDOM	38977	89726	808068	1765062	
306 BELGIUM			304	1488	
318 DENMARK			218	431	
327 FRANCE			8080	40437	
335 GERMANY W	112	484	408	1004	
344 ITALY	96242	91515	803463	785574	
354 NETHRLNDS	159	396	1018	2704	
376 SWITZRLND			58	332	
389 IRELAND			1793	4998	
400 U STATES	443	1380	2505	9160	
WORSTEDS AND SERGES	135933	183501	1625915	2611190	3288
100 U KINGDOM	314713	1019857	4088317	14265804	
227 BAHAMAS			53	395	
234 AUSTRALIA			6483	31433	
305 AUSTRIA	1155	3309	6750	16644	
306 BELGIUM	890	4660	21203	98558	
317 CZECHO S	28	79	138	204	
318 DENMARK	338	827	3308	9042	
327 FRANCE	9669	49932	139598	739526	
335 GERMANY W	1784	7224	19532	73760	
344 ITALY	19393	36846	495995	950284	
347 JAPAN	13333	42919	17406	631464	
354 NETHRLNDS	1849	3785	30363	83187	
375 SWEDEN	338	2017	1771	7140	
376 SWITZRLND	861	3521	7924	58250	

IMPORTS INTO CANADA FOR CONSUMPTION

Articles and Countries from which Imported	MONTH OF SEPTEMBER 1958		NINE MONTHS ENDED SEPTEMBER 1958		Class Number
	Quantities	Values (\$)	Quantities	Values (\$)	
386 URUGUAY			5 509	1 761 8	
389 IRELAND			2 006	78 76	
400 U STATES	7 361	3 664 3	8 790 6	4 301 37	
	3 717 12	12 116 19	50 912 62	17 421 322	
WOVEN FABRICS N O P WOOL	LB				3 289
100 U KINGDOM	29 163	7 649 5	30 4 491	6 277 13	
227 BAHAMAS	13	69	121	8 59	
305 AUSTRIA			592	1 207	
306 BELGIUM	150	607	2 329	882 27	
318 DENMARK	213	643	2 994	90 21	
327 FRANCE	3 315	14 957	20 054	1 025 63	
335 GERMANY W	1 901	5 993	5 273	1 740 0	
344 ITALY	5 876	11 972	11 251 3	1 296 22	
347 JAPAN	571	2 086	4 753	1 849 7	
354 NETHRLNDS	808	1 932	3 921	1 053 1	
375 SWEDEN			220	4 78	
376 SWITZRLND	455	1 906	3 382	2 036 2	
389 IRELAND			235	1 070	
400 U STATES	4 893	14 584	67 305	17 50 78	
	47 358	131 244	528 183	1 123 228	
WOOL FAB 12 INS WIDE OR LESS	LB				3 291
100 U KINGDOM			2 139	1 557 4	
327 FRANCE			805	4 772	
400 U STATES			474	2 305	
			3 418	2 265 1	
WOOL FABRICS CUT PILE PLUSH	LB				3 292
100 U KINGDOM	202	546	5 520	1 712 3	
306 BELGIUM			1 901	2 654	
335 GERMANY W	1 187	1 918	1 461	2 636	
400 U STATES			1 545	5 161	
	1 389	2 464	10 427	2 757 4	
BILLIARD CLOTH OF WOOL FABRIC	LB				3 293
100 U KINGDOM	3 205	11 483	28 398	10 601 11	
306 BELGIUM			101	3 29	
400 U STATES			90	3 75	
	3 205	11 483	28 589	10 671 5	
CARPETS AXMINSTER IN ROLLS	SQ FT				3 301
100 U KINGDOM	4 728 8	24 374	61 4 513	30 999 90	
306 BELGIUM	2 339 8	12 015	14 1 548	6 935 50	
327 FRANCE	5 219	2 719	39 392	1 84 79	
335 GERMANY W	1 158	573	3 656 2	1 890 1	
400 U STATES	1 533	952	41 300	2 50 20	
	7 859 6	40 633	87 3 315	4 41 740	
CARPETS AXMINSTER SQUARES	SQ FT				3 302
100 U KINGDOM	5 970 4	3 371 3	41 3 229	1 980 16	
306 BELGIUM	4 928	2 637	4 664 5	2 683 4	
318 DENMARK			226	2 22	
327 FRANCE	4 426	1 692	5 898	2 279	
335 GERMANY W			3 335	1 562	
344 ITALY			5 354	2 423	
354 NETHRLNDS			374	213	
375 SWEDEN			2 485	1 628	
400 U STATES	6 746	6 062	35 724	3 351 4	
	7 580 4	44 104	51 3 270	2 666 91	
CARPET BRUSSELS WILTON IN ROLL	SQ FT				3 303
100 U KINGDOM	3 698 17	19 471 9	35 76 597	20 440 83	
306 BELGIUM	5 321 13	2 632 81	53 089 04	25 390 81	
318 DENMARK			963	10 44	
327 FRANCE	11 306	5 160	67 256	2 885 5	
335 GERMANY W	4 402 9	24 002	24 646 9	13 888 8	
344 ITALY	3 430 2	17 591	15 632 5	7 358 1	
347 JAPAN	4 472 5	11 780	1 601 78	4 449 3	
353 MOROCCO			601	997	
354 NETHRLNDS	1 994	798	10 139	3 680	
375 SWEDEN			7 571	3 603	
400 U STATES	30 303	15 903	250 421	140 566	
	10 685 89	53 323 4	97 854 24	50 188 71	
CARPET BRUSSELS WILTON SQUARES	SQ FT				3 304
100 U KINGDOM	10 189	7 346	14 283 1	7 999 4	
306 BELGIUM	4 457 0	2 252 8	44 585 2	18 961 2	
318 DENMARK	628	440	4 657	2 476	
327 FRANCE	4 973	1 673	38 564	2 278 9	
335 GERMANY W	525	334	12 682	9 477	
344 ITALY	3 351	2 855	22 340	13 553	
347 JAPAN			15 800	4 692	
359 NORWAY			356	1 24	
375 SWEDEN			1 239	544	
400 U STATES	5 812	3 268	56 573	3 867 4	
	70 048	38 444	74 089 4	36 193 5	
CARPETS INGRAIN IN ROLLS	SQ FT				3 305
100 U KINGDOM			16 949	5 213	
306 BELGIUM			4 496	2 117	
400 U STATES	515	652	23 389	2 755 0	
	515	652	44 834	34 880	
CARPETS INGRAIN SQUARES	SQ FT				3 306
100 U KINGDOM			3 233	1 271	
215 INDIA	3 881	515	35 474	7 545	
231 HONG KONG			63 971	20 024	
306 BELGIUM			930	330	
313 CHINA			1 296	311	
344 ITALY			9 678	4 259	
347 JAPAN	24 464	4 520	220 291	52 097	
352 MEXICO	588	869	588	869	
354 NETHRLNDS	80	65	2 261	808	
400 U STATES	752	603	2 229	1 737	
	29 765	6 572	339 951	89 251	

IMPORTS INTO CANADA FOR CONSUMPTION

Articles and Countries from which Imported	MONTH OF SEPTEMBER 1958		NINE MONTHS ENDED SEPTEMBER 1958		Class Number
	Quantities	Values (\$)	Quantities	Values (\$)	
CARPETS ORIENTAL	SQ FT				3307
100 U KINGDOM	94	94	8026	9585	
215 INDIA	58072	58988	728559	709211	
216 PAKISTAN			60	62	
231 HONG KONG	110	100	1294	3794	
313 CHINA			2727	8570	
318 DENMARK			264	226	
327 FRANCE	961	484	961	484	
328 FR AFRICA	525	944	918	1459	
336 GREECE			356	1057	
340 HUNGARY			129	103	
342 IRAN			15178	34424	
343 IRAQ			366	290	
347 JAPAN			5790	1890	
352 MEXICO			881	1229	
353 MOROCCO			4987	8366	
354 NETHRLNDS			3276	5928	
355 INDONESIA			260	343	
359 NORWAY			108	56	
372 SPAIN			85	100	
379 TURKEY			296	998	
384 P RICO			285	556	
391 LEBANON	488	1557	956	2342	
400 U STATES	1545	1794	38037	37687	
	61795	63961	813799	828760	
CARPETS TAPESTRY IN ROLLS	SQ FT				3308
306 BELGIUM			864	552	
327 FRANCE	21845	8195	193348	81870	
335 GERMANY W	10142	6713	68618	46052	
	31987	14908	262830	128474	
CARPETS TAPESTRY SQUARES	SQ FT				3309
327 FRANCE			941	489	
335 GERMANY W			2300	1409	
400 U STATES			708	207	
			3949	2105	
MATS HEARTH RUGS AND RUNNERS	SQ FT				3310
100 U KINGDOM	3624	1324	66533	23367	
215 INOIA	3013	441	11172	1631	
318 DENMARK			670	350	
327 FRANCE			2643	2110	
335 GERMANY W			628	519	
347 JAPAN			5619	1160	
354 NETHRLNDS			70	50	
375 SWEDEN			355	223	
400 U STATES	6727	1518	27054	8935	
	13364	3283	114744	38345	
GLOVES MITTS AND MITTENS WOOL	DZ PR				3320
100 U KINGDOM	2048	14752	3553	26296	
231 HONG KONG	3125	11373	102932	276770	
305 AUSTRIA	46	748	54	952	
306 BELGIUM	67	385	266	1831	
318 DENMARK			8	187	
327 FRANCE	181	1314	316	2440	
335 GERMANY W	665	5758	807	6635	
344 ITALY	2356	11500	10784	45724	
347 JAPAN	16700	61901	135430	462980	
354 NETHRLNDS	5	50	5	50	
359 NORWAY			12	65	
376 SWITZRLND	835	9614	1184	13604	
400 U STATES	2071	16237	5952	38231	
	28099	133632	261303	875765	
SHAWLS WOOL KNITTED OR WOVEN	LB				3321
100 U KINGDOM	1688	5501	12331	39422	
306 BELGIUM	774	1379	1694	4611	
335 GERMANY W			68	501	
344 ITALY	21	252	21	252	
347 JAPAN	80	291	1240	4337	
372 SPAIN			21	169	
376 SWITZRLND			125	849	
400 U STATES	30	145	107	474	
	2593	7568	15607	50615	
SOCKS AND STOCKINGS WDOL	DZ PR				3322
100 U KINGDDM	30735	162925	176920	986389	
327 FRANCE	21	307	36	595	
335 GERMANY W			277	1683	
344 ITALY			91	707	
347 JAPAN	48	361	752	4345	
354 NETHRLNOS			137	534	
359 NORWAY	32	553	455	3235	
376 SWITZRLNO	8	122	22	277	
400 U STATES	94	525	826	5480	
	30938	164793	179516	1003245	
UNDERWEAR WOOL KNITTED	LB				3323
100 U KINGDOM	9746	37415	51106	160871	
327 FRANCE			5	104	
335 GERMANY W	26	216	47	290	
354 NETHRLNDS			354	718	
376 SWITZRLND	188	757	626	4826	
400 U STATES	554	3716	3775	15578	
	10514	42104	55913	182387	
CLTHNG WVN WOOL WOMENS CHLORNS	LB				3324
100 U KINGDOM	18093	135853	96592	763347	
215 INDIA			14	145	
231 HONG KONG			195	1262	
234 AUSTRALIA			104	561	
304 ARGENTINA			308	904	

IMPORTS INTO CANADA FOR CONSUMPTION

Articles and Countries from which Imported	MONTH OF SEPTEMBER 1958		NINE MONTHS ENDED SEPTEMBER 1958		Class Number
	Quantities	Values (\$)	Quantities	Values (\$)	
305 AUSTRIA	162	1487	1262	10198	
306 BELGIUM	1564	6352	7354	26698	
317 CZECHOSLOVAKIA			2719	14954	
327 FRANCE	724	16718	5156	108286	
335 GERMANY W	1490	12260	5288	34072	
336 GREECE			17	88	
340 HUNGARY			28	169	
344 ITALY	3542	17708	7515	44472	
347 JAPAN	2570	5686	32369	75970	
354 NETHERLANDS	896	4279	3485	16582	
360 ISRAEL	151	1053	370	2612	
372 SPAIN			4	65	
375 SWEDEN	112	2349	649	14665	
376 SWITZERLAND	1309	10831	11472	109820	
389 IRELAND	224	2249	1379	13406	
400 U STATES	9500	114312	37325	432973	
	40337	331137	213605	1671249	
CLOTHING NON WOVEN WOOL FABRIC	LB				3325
100 U KINGDOM	7370	41371	29422	200699	
231 HONG KONG	9	76	233	1025	
234 AUSTRALIA			80	651	
305 AUSTRIA	28	188	189	1298	
306 BELGIUM	4400	16850	11936	48929	
317 CZECHOSLOVAKIA	208	976	403	2152	
327 FRANCE	148	1370	2492	19771	
335 GERMANY W	2661	14782	10199	54407	
344 ITALY	185	1682	266	2640	
347 JAPAN	348	983	1347	2760	
354 NETHERLANDS			100	498	
360 ISRAEL			24	192	
375 SWEDEN			15	158	
376 SWITZERLAND	18	113	46	405	
389 IRELAND	20	564	79	1475	
400 U STATES	11787	7895	23744	48907	
	27182	86850	80575	385967	
CLTHG WVN WOOL OUTER MENS BOYS	LB				3326
100 U KINGDOM	10920	85592	105260	740314	
231 HONG KONG	8	58	37	342	
305 AUSTRIA	9	59	9	59	
306 BELGIUM	1430	5966	1516	6397	
327 FRANCE			215	2033	
335 GERMANY W	9145	29377	31038	93685	
344 ITALY	4071	9728	4777	14742	
347 JAPAN	142	160	4909	4955	
354 NETHERLANDS			596	2382	
359 NORWAY	86	227	86	227	
360 ISRAEL			211	879	
375 SWEDEN	24	64	335	1169	
376 SWITZERLAND	242	1285	816	4675	
389 IRELAND			130	1497	
400 U STATES	13790	12450	32903	71944	
	39867	144966	182838	945300	
CLTHG NOP WOOL KNIT INFANTS CHILDREN	LB				3327
100 U KINGDOM	5520	27969	56889	278550	
231 HONG KONG			325	1084	
305 AUSTRIA			164	1635	
306 BELGIUM	2532	14773	9371	57041	
318 DENMARK			8	50	
327 FRANCE			80	280	
335 GERMANY W	499	2748	1816	9161	
344 ITALY	566	3977	3401	13292	
347 JAPAN	1081	1622	3586	9774	
354 NETHERLANDS			1744	7261	
372 SPAIN	355	2601	1325	8774	
376 SWITZERLAND	285	2358	809	5797	
400 U STATES	822	3978	4740	21368	
	11660	60026	84258	414067	
CLTHG NOP WOOL KNIT WOMENS GIRLS	LB				3328
100 U KINGDOM	32754	268073	320360	2473153	
231 HONG KONG			431	1832	
234 AUSTRALIA			51	362	
305 AUSTRIA	2090	23406	23575	262361	
306 BELGIUM	817	3380	5344	20718	
318 DENMARK			236	2777	
326 FINLAND			47	334	
327 FRANCE	895	6775	2841	29430	
335 GERMANY W	1076	9949	9047	68941	
344 ITALY	8800	62143	39884	311584	
347 JAPAN	8624	23486	31908	94980	
354 NETHERLANDS			346	1032	
359 NORWAY			453	2967	
360 ISRAEL	166	1764	326	3518	
375 SWEDEN	120	532	153	845	
376 SWITZERLAND	1545	16405	7259	74564	
389 IRELAND	10	68	113	985	
400 U STATES	10601	59179	29834	185005	
	67498	475160	472208	3535388	
CLTHG NOP WOOL KNIT MENS BOYS	LB				3329
100 U KINGDOM	18977	108866	101759	582589	
305 AUSTRIA	959	5560	3805	26713	
306 BELGIUM	93	421	352	1423	
318 DENMARK	113	956	153	1389	
326 FINLAND			88	598	
327 FRANCE	1232	6593	1614	9305	
335 GERMANY W	712	6468	2557	17583	
344 ITALY	5876	24007	24185	86140	

IMPORTS INTO CANADA FOR CONSUMPTION

Articles and Countries from which Imported	MONTH OF SEPTEMBER 1958		NINE MONTHS ENDED SEPTEMBER 1958		Class Number
	Quantities	Values (\$)	Quantities	Values (\$)	
347 JAPAN	3244	10163	7644	24511	
354 NETHRLNDS			162	499	
359 NORWAY	1467	4486	2950	8248	
360 ISRAEL	100	357	148	509	
376 SWITZRLND	582	4956	2031	17011	
389 IRELAND			170	447	
400 U STATES	1729	8384	8591	36714	
	35084	181217	156209	814479	
BELTING OF CAMELS HAIR	LB				3341
100 U KINGDOM			1058	2428	
			1058	2428	
BLANKETS N O P WOOL	LB				3342
100 U KINGDOM	16935	26242	222744	326235	
305 AUSTRIA			56	106	
306 BELGIUM	680	978	3623	4385	
344 ITALY	206	516	1543	2669	
347 JAPAN			586	393	
352 MEXICO			629	616	
354 NETHRLNDS	317	225	12616	13742	
359 NORWAY			90	107	
375 SWEDEN			123	170	
400 U STATES	13001	17006	76923	96950	
	31139	44967	318933	445373	
FELT PRESSED	LB				3343
100 U KINGDOM	1461	3452	7184	16105	
335 GERMANY W	675	910	5530	8217	
400 U STATES	3399	3864	35720	47971	
	5535	8226	48434	72293	
RUGS RAILWAY STEAMER AND AUTO	LB				3344
100 U KINGDOM	6645	17561	52749	126368	
305 AUSTRIA			69	147	
335 GERMANY W			159	730	
344 ITALY	25054	15494	226421	124305	
347 JAPAN			645	272	
354 NETHRLNDS	360	620	572	840	
359 NORWAY			46	102	
400 U STATES			1091	1121	
	32059	33675	281752	253885	
WOOL MANUFACTURES N O P	LB				3345
100 U KINGDOM	403	1837	12174	40034	
306 BELGIUM			2300	4433	
318 DENMARK			45	146	
327 FRANCE			182	547	
335 GERMANY W	252	492	2814	5719	
344 ITALY	29	86	306	1733	
347 JAPAN			707	1140	
354 NETHRLNDS	123	217	538	889	
375 SWEDEN			109	306	
376 SWITZRLNO	551	1111	809	1857	
400 U STATES	15820	32449	120493	235298	
	17178	36192	140477	292102	
YARN SYNTHETIC ACETATE SINGLES	LB				3360
100 U KINGDOM			8537	5838	
335 GERMANY W			26085	28131	
400 U STATES			16632	10741	
			51254	44710	
YARNS SYNTHETIC SINGLES N O P	LB				3361
100 U KINGDOM	3467	2393	87136	54213	
335 GERMANY W			6850	7928	
344 ITALY			11023	5189	
347 JAPAN	6000	3221	6000	3221	
376 SWITZRLND			201	167	
400 U STATES	20635	22678	199357	176894	
	30102	28292	310567	247612	
YARNS THREADS SYNTHETIC N O P	LB				3362
100 U KINGDOM	3381	5306	24706	33106	
327 FRANCE	140	198	13867	27919	
335 GERMANY W	4053	7291	61234	96429	
344 ITALY	9602	24404	18745	42153	
347 JAPAN			31280	14432	
354 NETHRLNDS			12539	12359	
376 SWITZRLND			1361	1373	
400 U STATES	126380	191860	1130613	1496951	
	143556	229059	1294345	1724722	
YARN SYNTHETIC FOR PILE FABRIC	LB				3363
400 U STATES			131	253	
			131	253	
YARNS SYNTHETIC ACETATE TWIST	LB				3364
100 U KINGDOM			1537	2153	
400 U STATES	101651	102786	506638	488107	
	101651	102786	508175	490260	
STAPLE FIBRES SYNTHETIC	LB				3365
100 U KINGDOM	35309	14232	477854	176051	
305 AUSTRIA	15688	4013	365935	97017	
306 BELGIUM	495	376	495	376	
309 BRAZIL			460	214	
316 CUBA	120311	47106	729435	291351	
327 FRANCE	628	392	3398	3092	
335 GERMANY W	10434	3269	212360	94848	
344 ITALY	1499	940	90437	26826	
400 U STATES	416867	262713	2872182	1916650	
	601231	333041	4752556	2606425	
TOPS OF SYNTHETIC FIBRES	LB				3366
100 U KINGDOM	15036	6642	94961	48675	
335 GERMANY W	4155	2246	277978	152660	
400 U STATES	1639	2376	171279	182768	
	20830	11264	544218	384103	

IMPORTS INTO CANADA FOR CONSUMPTION

Articles and Countries from which Imported	MONTH OF SEPTEMBER 1958		NINE MONTHS ENDED SEPTEMBER 1958		Class Number		
	Quantities	Values (\$)	Quantities	Values (\$)			
WASTE SHORT FIBRE SYNTHETIC	LB				3367		
100 U KINGDOM			1167	522			
327 FRANCE			364	580			
400 U STATES			597834	271548			
		32990	17207	599365	272650		
YARNS FROM POLYAMIDES NYLON	LB				3368		
100 U KINGDOM	1471	3606	4753	13735			
327 FRANCE			5790	15218			
335 GERMANY W			3214	7348			
354 NETHRLNDS			5016	24076			
400 U STATES			479344	1412181			
		107795	289130	498117	1472558		
YARN SYNTHETIC FOR TIRE FABRIC	LB				3369		
316 CUBA	61358	32270	497447	262348			
400 U STATES	102178	65754	619672	373184			
		163536	98024	1117119	635532		
KNITTED FABRIC SYNTHETIC FIBRE	LB				3371		
100 U KINGDOM	7491	9742	41481	64771			
305 AUSTRIA	677	2682	687	2751			
327 FRANCE	121	461	329	1446			
335 GERMANY W			55	301			
344 ITALY			189	456			
376 SWITZRLND	206	720	1316	4210			
400 U STATES	73174	242303	453283	1299862			
		81669	255908	497340	1373797		
FABRICS SYNTHETIC FIBRE N O P	LB				3372		
100 U KINGDOM	35538	57917	303893	508444			
231 HONG KONG			1145	4345			
305 AUSTRIA	1140	2059	47848	69818			
306 BELGIUM	6321	6914	23790	34019			
313 CHINA			16	118			
317 CZECHO S			28	50			
327 FRANCE	1436	8737	19309	96628			
335 GERMANY W	45640	79279	560502	904957			
344 ITALY	37634	64301	308308	430054			
347 JAPAN	9166	16009	194743	286169			
354 NETHRLNDS	15941	24673	133778	207214			
360 ISRAEL	489	1195	489	1195			
372 SPAIN			3522	9009			
375 SWEDEN			353	1609			
376 SWITZRLND	2706	11187	22281	93644			
400 U STATES	782068	1765055	6594636	15000719			
		938079	2037326	8214641	17647992		
RIBBONS OF SYNTHETIC FIBRES	LB				3373		
100 U KINGDOM	800	2376	11147	29300			
317 CZECHO S	835	1492	3698	4032			
327 FRANCE	1923	7482	11981	42506			
335 GERMANY W	1891	3290	4765	14554			
344 ITALY			14	215			
347 JAPAN	6713	5260	66643	52842			
376 SWITZRLNO	2031	8190	20221	66372			
400 U STATES	38528	78141	308760	637242			
		52721	106231	427229		947063	
STOCKINGS NYLON WOMENS	DZ PR					3376	
100 U KINGDOM	30131	132140	256922	1125988			
305 AUSTRIA	355	2112	495	3021			
327 FRANCE			605	5213			
335 GERMANY W	132	922	812	5302			
344 ITALY	695	2290	1484	5492			
347 JAPAN	189	1068	2739	8346			
354 NETHRLNDS	8	67	580	3564			
400 U STATES	11348	54351	102403	554611			
		42858	192950	366040	1711537		
STOCKINGS SYNTHETIC MENS BOYS	DZ PR				3378		
100 U KINGDOM	784	4775	11082	66073			
327 FRANCE	17	157	1698	12414			
335 GERMANY W			114	612			
344 ITALY	421	1781	646	3280			
372 SPAIN	350	977	350	977			
376 SWITZRLND	293	2661	790	7089			
400 U STATES	10607	43407	86576	338781			
		12472	53758	101256	429226		
STOCKINGS SYNTHETIC FIBRE NOP	DZ PR				3379		
100 U KINGDOM	2988	10476	28244	74912			
305 AUSTRIA			110	681			
335 GERMANY W	125	600	718	4665			
354 NETHRLNDS	19	127	84	334			
400 U STATES	4494	17099	55624	208286			
		7626	28302	84780	288878		
GLOVES OF SYNTHETIC FIBRES	DZ PR				3380		
100 U KINGDOM	460	5541	2147	25115			
231 HONG KONG	2927	10882	114232	394022			
232 MALTA	102	996	353	3188			
305 AUSTRIA	169	1244	671	4475			
317 CZECHO S	175	726	6021	23827			
327 FRANCE	35	563	700	4197			
335 GERMANY W	2946	20845	22907	140688			
344 ITALY	660	3981	17167	71996			
347 JAPAN	6377	18822	122419	356964			
390 GERMANY E	59	274	59	274			
400 U STATES	1883	15524	14493	121447			
		15793	79398	301169		1146193	
CLOTHING NOP WOVEN SYNTH FIBRE	OZ				3383		
100 U KINGDOM	44467	8092	194015	60653			
216 PAKISTAN	1120	396	1120	396			
225 TRINIOAD			576	156			

IMPORTS INTO CANADA FOR CONSUMPTION

Articles and Countries from which Imported		MONTH OF SEPTEMBER 1958		NINE MONTHS ENDED SEPTEMBER 1958		Class Number
		Quantities	Values (\$)	Quantities	Values (\$)	
231	HONG KONG	11141	2024	650635	63264	
305	AUSTRIA	2978	1051	27804	13107	
306	BELGIUM			544	344	
313	CHINA			512	177	
318	DENMARK	360	281	1301	600	
327	FRANCE	13234	5759	103728	45674	
335	GERMANY W	104327	12673	203502	40366	
344	ITALY	27086	14148	425152	136818	
347	JAPAN	4565812	263354	27998065	1767626	
354	NETHRLNDS			385	160	
359	NORWAY			120	99	
360	ISRAEL	5187	1241	113070	48481	
372	SPAIN			1484	1484	
375	SWEDEN			952	283	
376	SWITZRLND	2592	2064	20591	14685	
400	U STATES	651301	146227	5465488	1460088	
		5429605	457310	35209044	3654461	
DRESSES WVN SYNT	WOMENS CHLDNS	NO				3384
100	U KINGDOM	396	9990	1151	33082	
207	UN SO AFR	23	1489	23	1489	
231	HONG KONG	19	87	3697	3502	
305	AUSTRIA			14	330	
306	BELGIUM			291	3348	
327	FRANCE	100	5938	544	26298	
335	GERMANY W	95	3946	246	6384	
336	GREECE			13	519	
344	ITALY	2	156	42	2006	
347	JAPAN	4452	2846	16620	7231	
352	MEXICO			360	1192	
354	NETHRLNDS			18	242	
375	SWEDEN			47	995	
376	SWITZRLND	77	4039	420	18605	
400	U STATES	30133	183583	184810	1132321	
		35297	212074	208296	1237544	
UNDERWEAR KNITTED	SYNTHETIC	LB				3385
100	U KINGDOM	2134	6054	21256	58969	
231	HONG KONG			95	194	
335	GERMANY W	102	241	430	1072	
347	JAPAN	3032	2429	10360	20895	
376	SWITZRLND	8	96	209	786	
400	U STATES	3534	15025	27182	105935	
		8810	23845	59532	187851	
CLTHG SYNT FIB KNIT	INFTS CHLD	LB				3386
100	U KINGDOM	108	693	2231	7397	
305	AUSTRIA			20	131	
306	BELGIUM	220	876	1324	4629	
347	JAPAN			5013	4443	
400	U STATES	698	4896	9979	42838	
		1026	6465	18567	59438	
CLTHG SYNT FIB KNIT	WOMNS GRLS	LB				3387
100	U KINGDOM	1234	4068	6314	26298	
231	HONG KONG			189	498	
305	AUSTRIA	505	2440	2357	16924	
306	BELGIUM			59	892	
327	FRANCE	39	731	339	5399	
335	GERMANY W			215	1574	
344	ITALY			318	1931	
347	JAPAN	97	607	505	2657	
354	NETHRLNDS	196	492	1869	5111	
376	SWITZRLND			474	3062	
400	U STATES	26780	128421	138426	621098	
		28851	136759	151065	685444	
CLTHG SYNTH FIB KNIT	MENS BOYS	LB				3388
100	U KINGDOM	109	863	7384	17730	
231	HONG KONG			619	1052	
305	AUSTRIA	31	264	266	2224	
327	FRANCE			69	891	
335	GERMANY W			169	793	
344	ITALY	9284	9021	10202	11139	
347	JAPAN	40	129	38983	28829	
359	NORWAY			15	66	
376	SWITZRLND			123	2071	
400	U STATES	6790	21864	43567	129637	
		16254	32141	101397	194432	
CURTAINS OF SYNTHETIC FIBRE		OZ				3390
100	U KINGDOM	19520	2564	88998	13234	
376	SWITZRLND			3488	998	
400	U STATES	560025	91717	5262562	912693	
		579545	94281	5355048	926925	
HANDKERCHIEFS SYNTHETIC FIBRE		OZ				3391
100	U KINGDOM			1555	306	
231	HONG KONG			992	89	
347	JAPAN			121472	6228	
372	SPAIN			2240	483	
376	SWITZRLND	714	691	3897	3746	
400	U STATES	1805	413	17949	6617	
		2519	1104	148105	17469	
SYNTHETIC FIBRE MANUFACTRS	NO P	OZ				3392
100	U KINGDOM	213906	23601	3040443	220203	
231	HONG KONG			20939	1241	
305	AUSTRIA	4912	567	6068	1464	
306	BELGIUM			1354	301	
327	FRANCE	14023	3836	149806	31789	
335	GERMANY W	23451	5665	194185	34889	
344	ITALY	187267	12107	1725684	114705	
347	JAPAN	1095775	46014	7953371	382176	

IMPORTS INTO CANADA FOR CONSUMPTION

Articles and Countries from which Imported		MONTH OF SEPTEMBER 1958		NINE MONTHS ENDED SEPTEMBER 1958		Class Number
		Quantities	Values (\$)	Quantities	Values (\$)	
354	NETHRLNDS	4343	1140	90947	8193	
375	SWEDEN	472	279	6201	2987	
376	SWITZRLND	3760	824	51474	18849	
390	GERMANY E			189	159	
400	U STATES	5342543	560155	30610903	3449195	
		6890452	654188	43851564	4266151	
SYNTH FIBRE FOR ELEC APPARATUS		02				3393
100	U KINGDOM	4928	384	33451	3980	
400	U STATES	48014	17054	479221	104801	
		52242	17448	512672	108781	
HAIR CLOTH						3401
100	U KINGDOM		8354		66395	
306	BELGIUM				838	
400	U STATES		424		5151	
			8778		72384	
KAPOK		CWT				3411
215	INDIA			128	2223	
354	NETHRLNDS			1009	20695	
355	INDONESIA			220	6243	
371	THAILAND			1083	23955	
400	U STATES	257	6658	1714	50871	
		257	6658	4154	103987	
MANILA FIBRE		CWT				3412
337	GUATEMALA			1353	31954	
361	PANAMA	450	10529	450	10529	
364	PHIL	50	1728	12880	246135	
400	U STATES	898	21950	8314	179712	
		1398	34207	22997	468330	
SISAL ISTLE TAMPICO FIBRE		CWT				3413
203	B E AFR	4127	32833	27063	213040	
309	BRAZIL	9742	79342	103597	768585	
320	DOM REP			1281	10073	
338	HAITI	1545	7541	76719	536893	
352	MEXICO	4419	31862	32788	248572	
394	PORT E AF			1119	7909	
400	U STATES	16416	127656	237040	1870754	
		36249	279234	479607	3655826	
VEGETABLE FIBRE M O P		CWT				3414
100	U KINGDOM	101	1751	346	7683	
212	S LEONE	20	317	20	317	
215	INDIA	32	492	258	2141	
221	B GUIANA			18	130	
231	HONG KONG			1	88	
309	BRAZIL	1020	4970	1926	9340	
313	CHINA			22	733	
333	MADAGASCAR			49	1733	
352	MEXICO			805	4655	
353	MOROCCO			225	1265	
376	SWITZRLND			3	364	
400	U STATES	105	1287	2545	32525	
		1278	8817	6218	60974	
BALER TWINE		CWT				3420
100	U KINGDOM			25204	353113	
306	BELGIUM			14661	178830	
316	CUBA			11040	134175	
318	DENMARK			22272	299673	
335	GERMANY W			160	2258	
352	MEXICO			7620	82335	
354	NETHRLNDS			19332	242614	
366	PORTUGAL			16364	195950	
400	U STATES			87	1201	
				116740	1490149	
GRASSES SEAWEED						3421
100	U KINGDOM		3588		43396	
231	HONG KONG				1799	
318	DENMARK				1504	
335	GERMANY W				122	
344	ITALY		451		1805	
347	JAPAN				10174	
352	MEXICO				1972	
354	NETHRLNDS				1722	
359	NORWAY				696	
383	HAWAII				147	
400	U STATES		27234		131898	
			31273		195235	
BINDER TWINE		CWT				3422
100	U KINGDOM			1818	26308	
306	BELGIUM	192	2400	5480	66430	
318	DENMARK	227	2913	9832	128648	
335	GERMANY W			1327	16044	
352	MEXICO			398	5707	
354	NETHRLNDS			7145	92074	
366	PORTUGAL			2647	31223	
		419	5313	28647	366434	
COIR AND COIR YARN		CWT				3423
100	U KINGDOM			57	855	
215	INDIA	330	3162	2409	22449	
400	U STATES			35	463	
		330	3162	2501	23767	
MATS RUGS N O P OF COCOA FIBRE		SQ YD				3424
100	U KINGDOM			2405	2270	
203	B E AFR			716	476	
215	INDIA	32977	17292	106835	54672	
335	GERMANY W	52	154	174	359	
354	NETHRLNDS	175	148	6278	6321	
		33204	17594	116408	64098	

IMPORTS INTO CANADA FOR CONSUMPTION

Articles and Countries from which Imported	MONTH OF SEPTEMBER 1958		NINE MONTHS ENDED SEPTEMBER 1958		Class Number
	Quantities	Values (\$)	Quantities	Values (\$)	
STRAW OR PAPER CARPETING RUGS					
100 U KINGDOM		555		555	3425
223 BARBADOS				70	
228 LEEW WIND				73	
231 HONG KONG				8329	
347 JAPAN		334		20967	
383 HAWAII				235	
400 U STATES		83		13695	
		972		43924	
VEGETABLE FIBRES FOR BRUSHES	CWT				3428
100 U KINGDOM	8	371	1184	35369	
215 INDIA	22	354	213	1304	
231 HONG KONG			23	923	
304 ARGENTINA			11	2339	
306 BELGIUM	20	2134	526	9979	
352 MEXICO	74	3763	2268	118901	
354 NETHRLNDS	522	5658	1490	18634	
400 U STATES	485	19839	3049	153771	
	1131	32119	8764	341220	
MATS CUT PILE OF COCOA FIBRE	SQ FT				3429
100 U KINGDOM	2112	540	7036	1264	
215 INDIA	142823	22100	544876	86769	
354 NETHRLNDS			2066	877	
400 U STATES			383	239	
	144935	22340	554361	89149	
WASTE FOR FURTHER PREPARATION	CWT				3451
100 U KINGDOM	2264	21760	15211	287137	
215 INDIA			2302	29217	
216 PAKISTAN			1726	8892	
231 HONG KONG			224	976	
236 NEW ZEAL			34	1517	
306 BELGIUM	1063	5044	6268	46927	
309 BRAZIL	330	1931	330	1931	
318 DENMARK	22	368	22	368	
335 GERMANY W			616	10731	
338 HAITI	569	2757	2145	13744	
344 ITALY	372	1143	2933	18986	
347 JAPAN	60	605	101	1239	
352 MEXICO	1873	36772	2967	42917	
354 NETHRLNDS	2393	37657	10026	135577	
375 SWEDEN	132	2530	576	5574	
384 P RICO			537	6172	
386 URUGUAY			15	556	
400 U STATES	38140	268876	331202	2499236	
	47218	379443	377235	3111697	
WASTE FOR WIPING RAGS N O P	CWT				3452
100 U KINGDOM	1190	21215	4107	80795	
234 AUSTRALIA			214	4016	
304 ARGENTINA	100	1013	100	1013	
306 BELGIUM	210	3166	2198	30208	
335 GERMANY W	132	1708	340	4680	
347 JAPAN	698	6197	1710	18384	
354 NETHRLNDS	111	488	1863	23266	
375 SWEDEN	14	805	370	7473	
389 IRELAND			43	194	
400 U STATES	23942	177035	216585	1726000	
	26397	211627	227530	1896029	
WASTE GARNETTED READY FOR USE	LB				3453
100 U KINGDOM	4000	574	32347	5278	
327 FRANCE			4550	4819	
347 JAPAN	26000	2173	149567	14845	
354 NETHRLNDS			2000	237	
400 U STATES	123829	18067	1246682	176653	
	153829	20814	1435146	201832	
BATTS BATTING WADDING N O P	LB				3454
100 U KINGDOM			415	198	
400 U STATES	20757	9339	263915	122013	
	20757	9339	264330	122211	
FISH NETS NETTINGS COMMERCIAL	LB				3460
100 U KINGDOM	32400	39903	529186	816003	
318 DENMARK	906	3933	7291	32983	
335 GERMANY W	63	568	1033	2490	
347 JAPAN	10019	12672	301973	468728	
354 NETHRLNDS	773	2519	49321	88726	
359 NORWAY			558	936	
400 U STATES	24770	43163	102538	192047	
	68931	102758	991900	1601913	
FISHING LINES COMMERCIAL	LB				3461
100 U KINGDOM	34768	19553	356285	245657	
318 DENMARK	5777	1559	5977	1663	
335 GERMANY W	280	346	6413	15555	
347 JAPAN	225	390	20678	25072	
354 NETHRLNDS	39	70	25546	8322	
359 NORWAY			13780	9313	
389 IRELAND			2725	791	
400 U STATES	25580	31504	228921	267833	
	66669	53422	660325	574206	
CORDAGE MANILA OVER 1 IN CIRC	LB				3463
100 U KINGDOM	79280	12240	1240880	312255	
318 DENMARK	2489	423	26770	5455	
347 JAPAN			978	242	
352 MEXICO			34949	5370	
364 PHIL			45000	9534	
366 PORTUGAL	5562	958	51991	6594	
389 IRELAND			6685	1582	
400 U STATES	2476	1083	40112	15191	
	89807	14704	1447365	356223	

IMPORTS INTO CANADA FOR CONSUMPTION

Articles and Countries from which Imported	MONTH OF SEPTEMBER 1958		NINE MONTHS ENDED SEPTEMBER 1958		Class Number
	Quantities	Values (\$)	Quantities	Values (\$)	
CORDAGE COMMERCIAL FISH NET	LB				3464
100 U KINGDOM	50089	13855	694231	172664	
306 BELGIUM	63702	14394	165959	38041	
318 DENMARK	2183	428	188938	43834	
335 GERMANY W			30811	8896	
347 JAPAN			16754	25635	
352 MEXICO			35204	5409	
354 NETHRLNDS	32539	7495	238553	48641	
364 PHIL			27791	5634	
389 IRELAND			44397	12269	
400 U STATES	120	96	15611	19620	
	148633	36268	1458249	380643	
CORDAGE OVER 1 INCH NOP	LB				3465
100 U KINGDOM	53249	19756	307124	87512	
220 BERMUDA			4000	153	
354 NETHRLNDS			9480	1535	
400 U STATES	2853	2639	111016	27904	
	56102	22395	431620	117104	
COTTON FABRIC RUBBERIZED	LB				3472
100 U KINGDOM			10443	7581	
335 GERMANY W			2739	3460	
354 NETHRLNDS			180	167	
400 U STATES	62293	45366	515789	363820	
	62293	45366	529151	375028	
COTTON WINDOW SHADE CLOTH	LB				3473
100 U KINGDOM			4161	3389	
400 U STATES	425	711	10812	18091	
	425	711	14973	21480	
COTTON FABRICS COATED N O P	LB				3474
100 U KINGDOM	26290	27282	253533	261156	
306 BELGIUM			582	1336	
327 FRANCE	720	850	5271	5339	
335 GERMANY W	10071	8137	55094	48621	
347 JAPAN			4583	2647	
354 NETHRLNDS			10244	10712	
376 SWITZRLND			1399	3736	
400 U STATES	472321	428965	3861008	3621302	
	509402	465234	4191714	3955349	
ARTISTS CANVAS COATED PREPARED					3475
100 U KINGDOM		918		1366	
306 BELGIUM				900	
327 FRANCE				201	
354 NETHRLNDS				440	
400 U STATES		3245		9552	
		4163		12459	
CANVAS FLAX FOR TENTS AWNINGS	LB				3476
100 U KINGDOM	1027	579	43802	27757	
327 FRANCE	645	327	2150	1090	
400 U STATES			412	798	
	1672	906	46364	29645	
FABRICS JUTE COATED	LB				3478
100 U KINGDOM			5046	1853	
400 U STATES	21623	6573	112825	32396	
	21623	6573	117871	34249	
FABRICS VEG FIBRE COATED	LB				3479
100 U KINGDOM	11482	4950	199641	97200	
306 BELGIUM			50	56	
327 FRANCE			4563	1835	
347 JAPAN	188607	28141	695011	107990	
400 U STATES	45857	50113	315881	348370	
	245946	83204	1215146	555451	
FABRICS FOR BRATTICE CLOTH	LB				3480
100 U KINGDOM	3416	702	409745	56354	
400 U STATES	955	228	10656	3131	
	4371	930	420401	59485	
FABRICS SILK COATED	LB				3481
400 U STATES	1926	8652	8123	40457	
	1926	8652	8123	40457	
FABRICS WOOL COATED	LB				3483
305 AUSTRIA			128	238	
306 BELGIUM	534	864	8799	14868	
335 GERMANY W	4098	8155	36179	67481	
400 U STATES	1477	2373	42570	41476	
	6109	11392	87676	124063	
FABRICS SYNTHETIC FIBRE COATED	LB				3484
100 U KINGDOM	2511	2251	27198	23728	
306 BELGIUM	27796	26278	331471	337291	
327 FRANCE			86	368	
335 GERMANY W			83	163	
347 JAPAN			4920	1128	
400 U STATES	214840	311637	1811991	2647645	
	245147	340166	2175749	3010323	
OILCLOTH FLOOR LINOLEUM	LB				3485
100 U KINGDOM	2114718	279545	25207540	3275785	
354 NETHRLNDS	48017	7581	48017	7581	
400 U STATES	1070100	200687	8840704	1641015	
	3232835	487813	34096261	4924381	
OILCLOTH CARRIAGE SHELF TABLE	LB				3486
100 U KINGDOM	5067	3650	28277	21079	
400 U STATES	13187	9936	119096	78755	
	18254	13586	147373	99834	
TYPEWRITER RIBBONS	LB				3487
100 U KINGDOM	403	785	5075	11007	
305 AUSTRIA			2687	7261	
327 FRANCE			280	440	
400 U STATES	478	3231	3367	28167	
	881	4016	11409	46875	

IMPORTS INTO CANADA FOR CONSUMPTION

Articles and Countries from which Imported	MONTH OF SEPTEMBER 1958		NINE MONTHS ENDED SEPTEMBER 1958		Class Number
	Quantities	Values (\$)	Quantities	Values (\$)	
FABRICS COTTON TO COVER RUBBER 100 U KINGDOM 400 U STATES	LB 3656	4592	43197 10353	58389 14501	3488
	3656	4592	53550	72890	
CORD TIRE FABRICS SYNTH FIBRE 400 U STATES	LB 44629	38537	417636	414597	3489
	44629	38537	417636	414597	
LACE EMBROIDERIES BOBBINET NOP 100 U KINGDOM 215 INDIA 231 HONG KONG 305 AUSTRIA 306 BELGIUM 327 FRANCE 335 GERMANY W 340 HUNGARY 344 ITALY 347 JAPAN 354 NETHRLNDS 367 AZORES 372 SPAIN 376 SWITZRLND 400 U STATES	LB 1131	9325	23811 869 545 1846 50 36575 1728 35 4713 26167 535 164 35 2058 1048	140005 2286 1880 14558 727 370790 8204 373 11367 31378 1274 1114 339 29250	3501
	53334	197625	375402	1503898	
	61889	232857	474678	2117443	
CORSETS GIRDLES BRASSIERES 100 U KINGDOM 225 TRINIDAD 231 HONG KONG 327 FRANCE 335 GERMANY W 347 JAPAN 354 NETHRLNDS 400 U STATES				3259 12469 4321 293 1967 131070 549 718142	3510
		94785		718142	
		100824		872070	
BRACES OR SUSPENDERS AND PARTS 100 U KINGDOM 327 FRANCE 335 GERMANY W 344 ITALY 354 NETHRLNDS 400 U STATES		1005		8740 293 53675 234 1920	3511
		117		234	
		2772		31705	
		12643		96567	
CHURCH VESTMENTS ANY MATERIAL 100 U KINGDOM 306 BELGIUM 327 FRANCE 335 GERMANY W 344 ITALY 347 JAPAN 360 ISRAEL 372 SPAIN 376 SWITZRLND 390 GERMANY E 400 U STATES		1267		16451 2606 68567 514 3217 185 540 475 693 965 57594	3512
		5006		57594	
		10581		151807	
GARMENTS KNITTED N O P 100 U KINGDOM 327 FRANCE 335 GERMANY W 344 ITALY 347 JAPAN 400 U STATES	LB 299	1906	1409	8237	3514
	15	328	15	328	
			1727	3076	
	5	62	93	1709	
			2050	1779	
	315	1540	1132	4950	
	634	3836	6426	20079	
GLOVES MITTS AND MITTENS N O P 100 U KINGDOM 231 HONG KONG 305 AUSTRIA 327 FRANCE 335 GERMANY W 344 ITALY 347 JAPAN 354 NETHRLNDS 400 U STATES	DZ PR 89	970	1246	7430	3515
	1900	10792	8662	33467	
			5	268	
			48	1035	
	25	107	251	1171	
			434	1666	
	1085	6068	16090	43639	
	241	590	241	590	
	2894	12065	22100	100945	
	6234	30592	49077	190211	
BERETS OF WOOL KNITTED FULLEO 100 U KINGDOM 327 FRANCE 344 ITALY 400 U STATES	DOZ 620	2836	7611	35818	3516
			1664	5428	
	575	3699	1431	9457	
			23	167	
	1195	6535	10729	50870	
CAPS BONNETS BERETS N O P 100 U KINGDOM 231 HONG KONG 305 AUSTRIA 306 BELGIUM 318 DENMARK 327 FRANCE 335 GERMANY W 344 ITALY 347 JAPAN 359 NORWAY 376 SWITZRLND 400 U STATES	DOZ 1205	8187	22905	121006	3517
	40	108	482	1585	
			3	58	
	20	190	114	674	
			82	479	
	315	1152	1387	7630	
	68	577	5394	17130	
	84	1152	1866	19992	
	5972	19100	146874	191303	
	80	720	325	3196	
	275	3880	691	9285	
	28586	63163	136630	436119	
	36645	98229	316753	808457	
HATS OF FUR FELT MENS 100 U KINGDOM	DOZ 228	10216	1170	54714	3518

IMPORTS INTO CANADA FOR CONSUMPTION

Articles and Countries from which Imported	MONTH OF SEPTEMBER 1958		NINE MONTHS ENDED SEPTEMBER 1958		Class Number
	Quantities	Values (\$)	Quantities	Values (\$)	
305 AUSTRIA	8	527	16	1080	
306 BELGIUM			13	646	
327 FRANCE	1	132	2	396	
335 GERMANY W			7	222	
344 ITALY	8	651	176	13786	
400 U STATES	70	2509	254	12944	
HATS OF WOOL FELT	315	14035	1638	83788	
100 U KINGDOM	131	2029	922	14969	3519
231 HONG KONG			1000	3489	
305 AUSTRIA			10	602	
306 BELGIUM			18	243	
335 GERMANY W			19	389	
400 U STATES	915	16019	2679	46632	
HATS OF FUR FELT WOMENS	1046	18048	4648	66324	
100 U KINGDOM	21	841	379	13088	3520
305 AUSTRIA	23	1357	71	3302	
318 DENMARK			2	98	
327 FRANCE	16	1486	310	14142	
335 GERMANY W	6	212	161	4367	
344 ITALY	21	731	156	5614	
354 NETHRLNDS			9	272	
376 SWITZRLND	9	1100	76	5201	
400 U STATES	509	19693	1228	57297	
HATS N O P	605	25420	2392	103381	
100 U KINGDOM	84	2059	1258	29072	3521
224 JAMAICA			50	689	
231 HONG KONG			573	1911	
305 AUSTRIA			16	928	
306 BELGIUM			4	83	
318 DENMARK			11	287	
327 FRANCE	364	7912	4163	95384	
335 GERMANY W	974	8881	2128	39359	
344 ITALY	35	1200	2075	20938	
347 JAPAN			1640	4333	
352 MEXICO			2475	2969	
354 NETHRLNDS			48	2483	
359 NORWAY			21	252	
372 SPAIN			20	114	
376 SWITZRLND	35	1210	687	19945	
389 IRELAND	6	297	6	297	
390 GERMANY E			56	1256	
400 U STATES	4650	84441	60630	1148134	
FIREMENS AND OTHER HELMETS	6148	106000	75861	1368434	
100 U KINGDOM				5963	3522
335 GERMANY W		5870		21006	
354 NETHRLNDS				316	
400 U STATES		54172		322773	
KNITTED GOODS N O P		60042		350058	
100 U KINGDOM	95	235	3721	7248	3524
231 HONG KONG			240	589	
335 GERMANY W			1584	3370	
344 ITALY			261	1022	
347 JAPAN	138	553	8487	8897	
354 NETHRLNDS	375	384	605	569	
376 SWITZRLND			73	335	
400 U STATES	34384	51709	249736	447585	
CHEVILLE YARNS AND CORDS	34992	52881	264707	469615	
400 U STATES	148	169	6385	6823	3548
USED BAGS OF VEGETABLE FIBRE	148	169	6385	6823	
100 U KINGDOM		226		937	3550
400 U STATES		2799		36321	
BELTING N O P		3025		37258	
100 U KINGDOM	1596	1752	14193	23017	3551
335 GERMANY W			198	464	
400 U STATES	2830	8035	45261	83236	
BLANKETS FOR PRINTING PRESSES	4426	9787	59652	106717	
100 U KINGDOM		1532		39495	3552
335 GERMANY W				2022	
384 P RICO				5633	
400 U STATES		54650		368780	
BRAIDS CORDS FRINGES NOP		56182		415930	
100 U KINGDOM		555		15026	3553
305 AUSTRIA				199	
317 CZECHO S				1134	
327 FRANCE		517		7176	
335 GERMANY W		1088		16838	
344 ITALY				4321	
347 JAPAN				4040	
354 NETHRLNDS				438	
375 SWEDEN		314		942	
376 SWITZRLND		72		5470	
400 U STATES		56199		558200	
CARPETS N O P		58745		613784	
100 U KINGDOM	128873	15970	990744	141683	3554
215 INDIA			10301	1564	

IMPORTS INTO CANADA FOR CONSUMPTION

Articles and Countries from which Imported	MONTH OF SEPTEMBER 1958		NINE MONTHS ENDED SEPTEMBER 1958		Class Number
	Quantities	Values (\$)	Quantities	Values (\$)	
234 AUSTRALIA			240	80	
306 BELGIUM	45392	11122	749718	141652	
318 DENMARK			3193	1083	
327 FRANCE	2257	1431	2257	1431	
335 GERMANY W			2432	863	
344 ITALY	13142	3125	86586	19484	
347 JAPAN	59523	2756	415206	54626	
354 NETHRLNDS	236	133	13346	4405	
360 ISRAEL	333	382	333	382	
375 SWEDEN	521	301	4736	2520	
389 IRELAND	823	421	823	421	
400 U STATES	120264	44240	1079752	481414	
	371364	79881	3359667	851608	
CURTAINS N O P					3557
100 U KINGDOM				3373	
375 SWEDEN				670	
400 U STATES		10434		50938	
		10434		54981	
HAT BRAIDS NOT OVER 6 INCHES					3559
100 U KINGDOM				73	
327 FRANCE				54	
335 GERMANY W		120		236	
344 ITALY		3030		9139	
347 JAPAN				132	
376 SWITZRLND		17867		173863	
400 U STATES		117		24129	
		21134		207626	
HAT SWEATS CAP PEAKS AND BANDS					3560
100 U KINGDOM		807		4404	
306 BELGIUM				2235	
335 GERMANY W				4074	
347 JAPAN		2048		16345	
400 U STATES		33606		338496	
		36461		365554	
HOODS AND SHAPES OF FUR FELT	DOZ				3561
100 U KINGDOM			1791	45000	
305 AUSTRIA		219	1144	17127	
317 CZECHO S	1159	18832	12402	186074	
327 FRANCE		1485	1616	22642	
344 ITALY	1101	12941	10256	123594	
400 U STATES	188	4170	1794	36801	
	2549	37647	29003	431238	
HOODS AND SHAPES OF WOOL FELT	DOZ				3562
344 ITALY			53	224	
			53	224	
HOODS AND SHAPES KNITTED	DOZ				3563
231 HONG KONG	40	744	1510	16715	
313 CHINA	40	410	140	873	
317 CZECHO S			23	309	
321 ECUADOR	274	2198	333	3088	
344 ITALY	182	785	1805	7250	
347 JAPAN	1300	2868	5276	16835	
352 MEXICO			3329	2952	
376 SWITZRLND	90	1133	2583	41534	
393 TAIWAN			1000	6218	
400 U STATES	2165	12918	16999	163804	
	4091	21056	32998	259578	
HOODS AND SHAPES N O P	DOZ				3564
100 U KINGDOM	6	62	10	123	
305 AUSTRIA			22	257	
317 CZECHO S	11	149	11	149	
321 ECUADOR			12	220	
327 FRANCE	2	128	125	4404	
344 ITALY			35	390	
352 MEXICO			417	320	
376 SWITZRLND	73	903	1085	14080	
400 U STATES	390	2916	6551	60686	
	482	4158	8268	80629	
SURGICAL DRESSINGS					3566
100 U KINGDOM		33600		313834	
335 GERMANY W		2170		35886	
400 U STATES		46580		500615	
		82350		850335	
ELASTIC WEBBING WOVEN FOR MFRS	LB				3567
100 U KINGDOM			3421	5737	
327 FRANCE			287	673	
335 GERMANY W	209	296	6005	14993	
344 ITALY	90	403	2564	5279	
347 JAPAN			5246	4734	
354 NETHRLNDS	295	419	942	1799	
400 U STATES	4415	11480	62430	146773	
	5009	12598	80895	179988	
ELASTIC WEBBING WOVEN N O P	LB				3568
100 U KINGDOM	410	754	6462	12058	
335 GERMANY W			520	1293	
344 ITALY	1526	3026	11958	22405	
347 JAPAN	12934	7926	76038	51136	
354 NETHRLNDS	70	114	1413	3245	
400 U STATES	15092	24543	143314	259803	
	30032	36363	239705	349940	
WINDOW SHADES ON ROLLERS N O P					3569
400 U STATES		1942		20371	
		1942		20371	
CORDED RIBBONS FOR MENS HATS	LB				3570
100 U KINGDOM			4	60	
400 U STATES	3304	16345	22791	115254	
	3304	16345	22795	115314	

IMPORTS INTO CANADA FOR CONSUMPTION

Articles and Countries from which Imported	MONTH OF SEPTEMBER 1958		NINE MONTHS ENDED SEPTEMBER 1958		Class Number
	Quantities	Values (\$)	Quantities	Values (\$)	
FABRICS FOR CAPD CLOTHING	LB				3572
100 U KINGDOM	140	244	587	769	
335 GERMANY W			794	1970	
400 U STATES			1128	2330	
	140	244	2509	5069	
FIBRE OR TEXTILE PRODUCTS NOP					3573
100 U KINGDOM				6747	
338 HAITI				1042	
344 ITALY		123		4858	
400 U STATES		7809		89880	
		7932		102527	
BRAIDED CORD 1 IN CIRC OR LESS	LB				3574
100 U KINGDOM	341	395	2154	2271	
400 U STATES	1824	1575	40145	30793	
	2165	1970	42299	33064	
ELASTIC WEBBING BRAIDED	LB				3576
100 U KINGDOM	206	364	2508	4646	
335 GERMANY W			1474	3795	
344 ITALY			3874	7452	
347 JAPAN	35133	19966	299211	185484	
354 NETHRLNDS			480	1064	
360 ISRAEL			550	706	
400 U STATES	12016	21966	57532	117163	
	47355	42296	365629	320320	

IMPORTS INTO CANADA FOR CONSUMPTION

Articles and Countries from which Imported	MONTH OF SEPTEMBER 1958		NINE MONTHS ENDED SEPTEMBER 1958		Class Number
	Quantities	Values (\$)	Quantities	Values (\$)	
<u>GROUP 4</u>					
<u>WOOD WOOD PRODUCTS AND PAPER</u>					
CANE REED OR RATTAN					4002
215 INDIA		426		6446	
231 HONG KONG		811		5482	
335 GERMANY W				4661	
347 JAPAN				1489	
364 PHIL				3220	
400 U STATES		196		5896	
		1433		27194	
OSIERS WILLOWS AND BAMBOOS					4003
215 INDIA				146	
231 HONG KONG		148		267	
304 ARGENTINA				4314	
311 BURMA				396	
347 JAPAN		200		6022	
354 NETHRLNDS				96	
400 U STATES		407		4226	
		755		15467	
CORKWOOD UNMANUFACTURED					4011
366 PORTUGAL		14131		22387	
372 SPAIN				437	
400 U STATES		59		6984	
		14190		29308	
FENCE POSTS					4021
NO					
400 U STATES	1700	489	77161	21398	
	1700	489	77161	21398	
HICKORY BILLETS					4022
400 U STATES		5341		70813	
		5341		70813	
POLES TELEGRAPH AND PILING					4024
NO					
400 U STATES	4785	71051	44519	1122835	
	4785	71051	44519	1122835	
RAILWAY TIES					4025
NO					
400 U STATES	3742	6536	83578	232884	
	3742	6536	83578	232884	
LOGS ROUND UNMANUFACTURED NOP					4026
M FT					
400 U STATES	9634	452822	91919	4511781	
	9634	452822	91919	4511781	
HANDLE SHINGLE BOLTS FELLOES					4032
400 U STATES				3288	
				3288	
HUB LAST WAGON CAR GUN BLOCKS					4033
335 GERMANY W				76	
344 ITALY		152		710	
400 U STATES		74593		401563	
		74745		402349	
TEAK AMARANTH TROPICAL WOODS					4041
100 U KINGDOM				4109	
210 GHANA		2230		56806	
218 MALAYA		1609		2157	
221 R GUIANA		1026		7654	
225 TRINIDAD		55		55	
231 HONG KONG				1310	
234 AUSTRALIA				18603	
309 BRAZIL				178	
311 BURMA				1620	
314 COLOMBIA				7475	
318 DENMARK				771	
321 ECUADOR		565		6315	
328 FR AFRICA		2661		12680	
335 GERMANY W				4635	
337 GUATEMALA				6145	
339 HONDURAS				719	
347 JAPAN				6859	
358 NICARAGUA				860	
364 PHIL				15070	
371 THAILAND		48030		80881	
400 U STATES		12965		151730	
		69141		386632	
ASH WHITE					4042
M FT					
400 U STATES	180	25818	907	135877	
	180	25818	907	135877	
CEDAR					4043
M FT					
358 NICARAGUA			2	795	
400 U STATES	342	42901	2939	352631	
	342	42901	2941	353426	
FIR					4045
M FT					
400 U STATES	3841	321482	35789	2838518	
	3841	321482	35789	2838518	
GUMWOOD					4046
M FT					
400 U STATES	93	13999	359	57665	
	93	13999	359	57665	
HEMLOCK					4047
M FT					
400 U STATES	428	34576	3255	211777	
	428	34576	3255	211777	
HICKORY					4048
M FT					
400 U STATES	12	2950	65	13942	
	12	2950	65	13942	
MAHOGANY					4049
M FT					
210 GHANA	154	28284	414	82444	

IMPORTS INTO CANADA FOR CONSUMPTION

Articles and Countries from which Imported	MONTH OF SEPTEMBER 1958		NINE MONTHS ENDED SEPTEMBER 1958		Class Number
	Quantities	Values (\$)	Quantities	Values (\$)	
211 NIGERIA			87	21436	
222 RHOND	1	323	246	72267	
314 COLOMBIA	212	29893	547	81375	
328 FR AFRICA	109	18210	188	34460	
337 GUATEMALA			12	2928	
339 HONDURAS			15	3466	
347 JAPAN	563	81787	3017	443462	
358 NICARAGUA			17	3259	
361 PANAMA			4	1006	
364 PHIL	112	14175	687	107890	
400 U STATES	86	28287	818	217240	
	1237	200959	6052	1071233	
DAK	M FT				
347 JAPAN			82	13980	4050
400 U STATES	4666	582553	35293	4472069	
	4666	582553	35375	4486049	
PINE SOUTHERN YELLOW OR PITCH	M FT				
400 U STATES	469	76634	2333	374679	4051
	469	76634	2333	374679	
PINE WHITE OR OTHER N O P	M FT				
100 U KINGDOM			22	5200	4052
309 BRAZIL	520	60349	1832	219584	
400 U STATES	3390	305590	21388	1888960	
	3910	365939	23242	2113744	
POPLAR	M FT				
400 U STATES	299	39345	2398	305760	4053
	299	39345	2398	305760	
REOWOOD	M FT				
400 U STATES	638	128430	4025	749916	4054
	638	128430	4025	749916	
WALNUT	M FT				
210 GHANA			1	213	4055
400 U STATES	291	96821	2116	637379	
	291	96821	2117	637592	
LUMBER AND TIMBER HARDWOOD N O P	M FT				
347 JAPAN	8	1895	115	24367	4056
400 U STATES	2318	205934	16868	1465623	
	2326	207829	16983	1489990	
LUMBER AND TIMBER N O P	M FT				
381 ALASKA	45	2724	127	7289	4057
400 U STATES	627	41311	4193	260385	
	672	44035	4320	267674	
HARDWOOD FLOORING	M FT				
347 JAPAN			50	5159	4058
400 U STATES	2707	375172	17511	2247130	
	2707	375172	17561	2252289	
PINE PONDEROSA AND SUGAR	M FT				
400 U STATES	4521	447737	39145	3852577	4059
	4521	447737	39145	3852577	
LATHS	M				
400 U STATES	63	1767	467	13978	4071
	63	1767	467	13978	
PLYWOOD GLUED OR CEMENTED	SQ FT				
100 U KINGDOM			276906	26568	4073
211 NIGERIA	44480	3838	86846	7782	
306 BELGIUM			47147	4744	
313 CHINA			144371	8763	
318 DENMARK			31344	2697	
326 FINLAND	7400	554	676118	52632	
327 FRANCE	11905	945	699508	59934	
328 FR AFRICA	51317	4195	51317	4195	
335 GERMANY W	7370	949	434973	65896	
344 ITALY			25600	2308	
347 JAPAN	2216602	174178	32162252	2236413	
360 ISRAEL	207221	21472	587894	56549	
365 POLAND			225964	10713	
366 PORTUGAL	18300	1957	33660	3478	
371 THAILAND			6400	900	
375 SWEDEN			74787	4618	
388 YUGO SLAV			9615	478	
393 TAIWAN	78779	4752	106828	6368	
400 U STATES	434246	44385	3291685	396366	
	3077620	257225	38973215	2951402	
SHINGLES OF WOOD	RF 3Q				
400 U STATES	2254	17323	16825	122015	4074
	2254	17323	16825	122015	
VENEERS OF ROSEWOOD ETC					
100 U KINGDOM				304	4075
327 FRANCE				29912	
335 GERMANY W		8596		37334	
347 JAPAN		4759		20742	
354 NETHRLNDS				3127	
364 PHIL		4632		22655	
400 U STATES		32607		199006	
		50594		313080	
VENEERS OF WOOD N O P					
100 U KINGDOM		626		1405	4076
307 BEL CONGO		8550		80899	
318 DENMARK				9295	
327 FRANCE				2934	
335 GERMANY W		6933		16903	
371 THAILAND		180		760	
400 U STATES		166386		1164657	
		182675		1276853	
VENEERS OF WOOD TAPED JOINTED					
347 JAPAN		1663		2680	4077

IMPORTS INTO CANADA FOR CONSUMPTION

Articles and Countries from which Imported	MONTH OF SEPTEMBER 1958		NINE MONTHS ENDED SEPTEMBER 1958		Class Number
	Quantities	Values (\$)	Quantities	Values (\$)	
400 U STATES		4059		54460	
VENEERS AUSTRALIAN BLACKWOOD		5722		57140	4078
400 U STATES		2983		39355	
PLYWOOD FACED WITH METAL		2983		39355	4079
335 GERMANY W				14244	
400 U STATES		590		14860	
FUELWOOD		590		29104	4082
400 U STATES	CORD				
	63	362	509	4074	
	63	362	509	4074	
PULPWOOD	CORD				4083
400 U STATES	8551	167003	117115	2175471	
SAWDUST AND WOOD FLOUR	8551	167003	117115	2175471	4084
400 U STATES		19781		183702	
BARRELS EMPTY		19781		183702	4091
327 FRANCE	NO		15	460	
400 U STATES		21927	194913	540245	
STAVES OAK SAWN SPLIT OR CUT		21927	194928	540705	4094
400 U STATES	M				
	115	7306	1246	408789	
	115	7306	1246	408789	
STAVES N O P	M				4097
100 U KINGDOM	38	1114	213	6156	
400 U STATES	195	8548	1019	47916	
	233	9662	1232	54072	
HOOPS HEADS AND LINERS OF WOOD					4099
100 U KINGDOM		1071		4893	
400 U STATES		1102		143088	
		2173		147981	
CORK SLABS BOARDS TILES N O P					4101
100 U KINGDOM				6228	
318 DENMARK		3226		37470	
335 GERMANY W				158	
366 PORTUGAL		10631		125819	
372 SPAIN		24453		201550	
400 U STATES		8540		93383	
		46850		464608	
CORKS THREE FOURTHS IN OR LESS	LB				4102
100 U KINGDOM			60	170	
366 PORTUGAL	62	66	750	1019	
372 SPAIN	573	1073	2322	2956	
400 U STATES	49	140	348	647	
	684	1279	3480	4792	
CORKS OVER THREE FOURTHS INCH	LB				4103
327 FRANCE	194	398	194	398	
336 GREECE			2116	3233	
366 PORTUGAL	7761	10257	58645	82604	
372 SPAIN	2244	6181	13559	35447	
400 U STATES			4950	9356	
	10199	16836	79464	131038	
CORK SLABS BOARDS FOR MFRS					4104
100 U KINGDOM				2338	
366 PORTUGAL		16717		475770	
372 SPAIN		2074		311912	
400 U STATES		78364		793080	
		97155		1583100	
MANUFACTURES OF CORKWOOD N O P					4105
100 U KINGDOM		2149		63260	
335 GERMANY W				56	
354 NETHRLNDS				2157	
366 PORTUGAL		21636		268163	
372 SPAIN		2096		16303	
400 U STATES		5758		78118	
		31639		428057	
BILLETS OF WOOD FOR BATS					4112
400 U STATES		7312		91799	
		7312		91799	
GUN STOCKS OF WALNUT ROUGH					4113
WOOD HANDLES FOR AGRIC IMPL					4114
400 U STATES		40305		249245	
		40305		249245	
HANDLES OF WOOD N O P					4118
100 U KINGDOM				725	
335 GERMANY W		741		2615	
375 SWEDEN		178		1337	
400 U STATES		21336		179366	
		22255		184043	
SHAFTS OR HEADS FOR GOLF CLUBS					4119
400 U STATES		3280		32260	
		3280		32260	
LASTS OF WOOD					4120
100 U KINGDOM				567	
335 GERMANY W				105	
400 U STATES		1592		46890	
		1592		47562	
MEXICAN SADDLE TREES STIRRUPS					4121
400 U STATES		1235		17130	
		1235		17130	
WALKING STICKS AND CANES					4125
100 U KINGDOM		1080		8315	
216 PAKISTAN				479	

IMPORTS INTO CANADA FOR CONSUMPTION

Articles and Countries from which Imported	MONTH OF SEPTEMBER 1958		NINE MONTHS ENDED SEPTEMBER 1958		Class Number
	Quantities	Values (\$)	Quantities	Values (\$)	
327 FRANCE				744	
335 GERMANY W				728	
344 ITALY				116	
347 JAPAN				975	
352 MEXICO				99	
400 U STATES		653		3118	
SULPHITE PULP BL DISSOLVING		1733		14574	
207 UN SO AFR	CWT		2285	15554	4130
400 U STATES		7875	46396	486721	
		7875	78021	50681	
SULPHITE PULP UNBLEACHED					
400 U STATES	CWT		332027	1996292	4132
		38940	239191	332027	
SULPHITE PULP BLEACHED N O P					
381 ALASKA	CWT		1018	7555	4133
400 U STATES		13408	88693	124432	
		13408	88693	125450	
SULPHATE OR KRAFT PULP					
375 SWEDEN	CWT		23207	111236	4134
400 U STATES		4956	22223	256768	
		15436	114227	1860521	
		20392	136450	279975	
WOOD PULP MECHANICAL					
400 U STATES	CWT		500	1928	4135
		500	1928	500	
PULP OF STRAW OR VEG FIBRE NOP					
100 U KINGDOM	CWT		1067	23602	4136
400 U STATES		15993	147771	91628	
		15993	147771	92695	
BOBBINS SHUTTLES AND SPOOLS					
100 U KINGDOM				3849	4141
335 GERMANY W				2049	
376 SWITZRLND				5217	
400 U STATES		25608		180285	
		25608		191400	
CASKETS COFFINS AND METAL PTS					
400 U STATES		43069		358676	4142
		43069		358676	
CHARCOAL MADE FROM WOOD					
400 U STATES	TON				4143
		43	3592	1331	
		43	3592	1331	
CHURNS N O P WASHBOARDS					
100 U KINGDOM				2150	4144
318 DENMARK		192		427	
335 GERMANY W			200	1022	
347 JAPAN				231	
375 SWEDEN		266		716	
388 YUGO SLAV				968	
400 U STATES		2674		14654	
		3332		20168	
CLOTHES PINS AND PARTS					
100 U KINGDOM	GROSS		4875	1717	4145
231 HONG KONG		50	6790	2030	
318 DENMARK		12250	3642	25589	
335 GERMANY W			72	51	
354 NETHRLNDS			19576	6418	
375 SWEDEN		600	19250	6367	
400 U STATES			1554	1347	
		12900	3896	136047	
CRUTCHES OR STAFFS					
400 U STATES			2373	22600	4146
			2373	22600	
CURTAIN STRETCHERS					
400 U STATES		644		5178	4147
		644		5178	
DOORS WOOD 6 FT X 2 FT OR OVER					
100 U KINGDOM	NO	2178	10018	2890	4148
335 GERMANY W				1320	
354 NETHRLNDS				153	
400 U STATES		6335	60215	35608	
		8513	70233	39971	
EXCELSIOR OR WOOD WOOL					
400 U STATES			528	6863	4149
			528	6863	
FIBRE AND MANUFACTURES N O P					
100 U KINGDOM			164	8103	4150
327 FRANCE			8005	68472	
335 GERMANY W				1384	
375 SWEDEN			1314	4800	
390 GERMANY E				2252	
400 U STATES		76277		659694	
		85760		744705	
FURNITURE MAINLY OF WOOD					
100 U KINGDOM		16636		147848	4151
215 INDIA		545		1188	
218 MALAYA				70	
222 B HOND				58	
223 BARBADOS				168	
224 JAMAICA				194	
227 BAHAMAS				195	
231 HONG KONG		8777		268182	
234 AUSTRALIA				200	
305 AUSTRIA				225	
306 BELGIUM		1332		7565	
313 CHINA				608	
317 CZECHO S		11669		73575	

IMPORTS INTO CANADA FOR CONSUMPTION

Articles and Countries from which Imported	MONTH OF SEPTEMBER 1958		NINE MONTHS ENDED SEPTEMBER 1958		Class Number
	Quantities	Values (\$)	Quantities	Values (\$)	
318 DENMARK		3 4279		4 02372	
322 EGYPT				733	
326 FINLAND				4231	
327 FRANCE		710		1 6338	
335 GERMANY W		1 3374		1 45270	
340 HUNGARY				226	
344 ITALY		10 518		10 6387	
347 JAPAN		4 385		5 8106	
352 MEXICO				1466	
354 NETHRLNDS		2 653		3 0910	
359 NORWAY		4 761		5 5963	
363 PERU				116	
364 PHIL				508	
365 POLAND		3 279		1 5189	
366 PORTUGAL				966	
372 SPAIN				638	
375 SWEDEN		6 585		14 6315	
376 SWITZRLND		500		3 426	
381 ALASKA				714	
383 HAWAII		85		1 571	
388 YUGO SLAV		924		2 392	
391 LEBANON				90	
400 U STATES		5 421 41		4 453 430	
		6 631 53		5 947 433	
MATCHES OF WOOD					4 152
100 U KINGDOM				2 053	
305 AUSTRIA				815	
317 CZECHO S		836		1 667	
344 ITALY				1 417	
347 JAPAN				68	
359 NORWAY				694	
365 POLAND		2 215		4 430	
375 SWEDEN		9 540		4 4029	
400 U STATES		2 322		5 011 2	
		1 491 3		10 528 5	
MOULDINGS OF WOOD					4 153
335 BELGIUM				267	
335 GERMANY W				3 793	
344 ITALY		1 020		4 738	
347 JAPAN				185	
354 NETHRLNDS		76		205	
400 U STATES		7 558		6 034 7	
		8 654		6 953 5	
SKIS RACQUETS AND FRAMES BATS					4 154
100 U KINGDOM		5 585		6 114 45	
215 INDIA		353		1 536 2	
216 PAKISTAN		2 003		4 444 3	
231 HONG KONG				483	
234 AUSTRALIA				1 247 5	
305 AUSTRIA		6 135		2 208 3	
306 BELGIUM		1 286		1 787 1	
317 CZECHO S				9 862	
318 DENMARK		688		5 971	
326 FINLAND				58	
327 FRANCE		384		1 004	
335 GERMANY W		1 752 7		4 899 8	
344 ITALY		2 684		1 443 2	
347 JAPAN		5 757		5 003 2	
354 NETHRLNDS		51		1 395 4	
359 NORWAY		1 257 2		1 367 1	
375 SWEDEN		5 814		7 813	
376 SWITZRLND		5 126		5 921	
388 YUGO SLAV		95		1 752	
400 U STATES		1 490 1		1 475 2 1	
		8 096 1		4 948 5 1	
WINDOW SASH OF WOOD					4 155
400 U STATES		4 201		1 241 7 4	
		4 201		1 241 7 4	
WOOD BOXES CRATES AND SHOOKS					4 156
100 U KINGDOM		2 900 6		3 025 5	
335 GERMANY W				1 965	
344 ITALY				1 590	
347 JAPAN				1 180 4	
375 SWEDEN				4 34	
390 GERMANY E				1 255	
400 U STATES		1 238 1		2 237 3 1	
		4 138 7		2 710 3 4	
MANUFACTURES OF WOOD					4 157
100 U KINGDOM		2 473 6		1 707 5 9	
203 B E AFR				2 288	
207 UN SO AFR				180	
210 GHANA				942	
211 NIGERIA				157	
215 INDIA		1 187		4 821	
216 PAKISTAN				257	
217 CEYLON				384	
224 JAMAICA				103	
231 HONG KONG		444		1 465 1	
234 AUSTRALIA				247	
236 NEW ZEAL				312	
305 AUSTRIA				584	
306 BELGIUM				1 862	
313 CHINA				113	
316 CUBA				234	
317 CZECHO S				4 168	
318 DENMARK		1 303		10 330	

IMPORTS INTO CANADA FOR CONSUMPTION

Articles and Countries from which Imported	MONTH OF SEPTEMBER 1958		NINE MONTHS ENDED SEPTEMBER 1958		Class Number
	Quantities	Values (\$)	Quantities	Values (\$)	
326 FINLAND				1 13	
327 FRANCE		3639		3 3914	
335 GERMANY W		7161		6 5801	
344 ITALY		6526		3 4206	
347 JAPAN		42006		36 7480	
352 MEXICO		57		1068	
354 NETHRLNDS		492		9629	
359 NORWAY				335	
372 SPAIN		229		2521	
375 SWEDEN		1044		4 6725	
376 SWITZRLND		313		4920	
380 USSR				996	
381 ALASKA				524	
383 HAWAII				245	
388 YUGO SLAV		701		6439	
389 IRELAND		97		97	
390 GERMANY E				506	
400 U STATES		317213		3157740	
		407148		3945651	
BOWLS TRAYS AND DISHES OF WOOD					4158
100 U KINGDOM		274		958	
215 INDIA				934	
231 HONG KONG		70		299	
305 AUSTRIA				269	
317 CZECHO S				1774	
318 DENMARK		765		6783	
327 FRANCE		213		2360	
335 GERMANY W		1611		4071	
338 HAITI		350		1772	
344 ITALY		282		4122	
347 JAPAN		6264		184480	
352 MEXICO				541	
375 SWEDEN		1234		6109	
376 SWITZRLND				328	
383 HAWAII				50	
388 YUGO SLAV				552	
400 U STATES		6083		48102	
		17146		263504	
PLAYING CARD STOCK	LB				4159
400 U STATES		48952	10295	417376	96479
		48952	10295	417376	96479
CONT BOARD FOR MOIST OILY FOOD	LB				4160
400 U STATES		1958227	188199	11466918	1131502
		1958227	188199	11466918	1131502
CARD STOCK BRISTOL BOARD N O P	LB				4161
100 U KINGDOM				4320	1185
318 DENMARK				5088	355
335 GERMANY W	1595	1216	11879	7662	
354 NETHRLNDS			9080	1794	
400 U STATES	207751	44492	1708680	386618	
	209346	45708	1739047	397614	
CHIPBOARD NEWS BOARD	LB				4162
306 BELGIUM			28817	2358	
335 GERMANY W			175577	21347	
400 U STATES	824358	78771	7846105	722242	
	824358	78771	8050499	745947	
LEATHER BOARD LEATHER OID MFRS	LB				4163
100 U KINGDOM	14456	2280	357904	52420	
306 BELGIUM			13480	2405	
327 FRANCE			222729	44265	
335 GERMANY W	18483	4166	277121	57213	
344 ITALY			821	877	
400 U STATES	4331	2139	96823	54573	
	37270	8585	968878	211753	
MILLBOARD AND BINDERS BOARD	LB				4164
100 U KINGDOM			7901	887	
400 U STATES	206057	21008	2144898	184214	
	206057	21008	2152799	185101	
PULPBOARD FOR MFR OF WALLBOARD	LB				4165
400 U STATES	3827609	195470	47357178	2444488	
	3827609	195470	47357178	2444488	
PULPBOARD TO WRAP ROLLS PAPER	LB				4166
400 U STATES	397944	25621	5456715	333705	
	397944	25621	5456715	333705	
STRAWBOARD N O P	LB				4167
400 U STATES			4147	810	
			4147	810	
PULP BOARD FOR CONTAINERS	LB				4168
400 U STATES	4564597	283703	38514319	2420683	
	4564597	283703	38514319	2420683	
BUILDING AND INSULATING BOARD	LB				4169
100 U KINGDOM	610	97	53665	8745	
305 AUSTRIA			150740	3025	
309 BRAZIL			24549	974	
326 FINLAND	121106	4753	1579996	63127	
335 GERMANY W			5792	416	
352 MEXICO	23000	4847	205915	15505	
354 NETHRLNDS			7989	369	
359 NORWAY	113289	3628	338705	12516	
360 ISRAEL			104	117	
365 POLAND			68189	1658	
375 SWEDEN	551365	25753	6996154	299467	
383 HAWAII			57948	6629	
400 U STATES	3569883	357389	26949969	2865557	
	4379253	396467	36439715	3278105	

IMPORTS INTO CANADA FOR CONSUMPTION

Articles and Countries from which Imported	MONTH OF SEPTEMBER 1958		NINE MONTHS ENDED SEPTEMBER 1958		Class Number
	Quantities	Values (\$)	Quantities	Values (\$)	
PULPBOARD OTHER FIBREBOARD NOP	LB				4170
100 U KINGDOM	3301	880	45055	12502	
306 BELGIUM			7533	547	
318 DENMARK	101	61	804	111	
326 FINLAND			10000	721	
335 GERMANY W			979	67	
352 MEXICO			18810	3280	
354 NETHRLNDS			6995	754	
375 SWEDEN			27018	2603	
376 SWITZRLND			501	338	
400 U STATES	764662	123940	6254085	1066182	
	768064	124881	6371780	1087105	
ELECTRIC INSULATING PRESSBOARD	LB				4171
100 U KINGDOM	4076	1000	87206	20739	
400 U STATES	71269	18203	1047814	259245	
	75345	19203	1135020	279984	
ROOFING FELT NOT COATED	LB				4172
400 U STATES	1113440	35197	9933992	310203	
	1113440	35197	9933992	310203	
PRESSBOARD N O P	LB				4173
100 U KINGDOM			13650	3877	
400 U STATES	265147	57619	1231332	303712	
	265147	57619	1244982	307589	
SHOEBOARDS	LB				4174
100 U KINGDOM	1438	242	66988	11167	
306 BELGIUM	15246	2972	230748	45789	
327 FRANCE			5291	1641	
335 GERMANY W			66765	15401	
400 U STATES	122127	32913	769300	219556	
	138811	36127	1139092	293554	
PAPERBOARD FOR SHOEBOARDS	LB				4175
400 U STATES	66629	10741	492175	79911	
	66629	10741	492175	79911	
GYPSUM BOARD LATH ROCK LATH	LB				4176
400 U STATES	8302848	133802	24746255	410251	
	8302848	133802	24746255	410251	
CARBON PAPER	LB				4179
100 U KINGDOM	6695	11739	54847	72820	
305 AUSTRIA	443	270	17275	12863	
327 FRANCE			701	992	
335 GERMANY W			64	109	
365 POLAND			650	274	
400 U STATES	53829	34691	486079	319471	
	60967	46700	559616	406529	
BOOK PAPER FOR PERIODICALS	LB				4181
400 U STATES	69769	5216	868862	73574	
	69769	5216	868862	73574	
BOOK PRINTING LITHO PAPER NOP	LB				4182
100 U KINGDOM	2040	349	62298	14075	
318 DENMARK	3300	761	3300	761	
354 NETHRLNDS			2657	657	
400 U STATES	293283	57439	5434503	668266	
	298623	58549	5502758	683759	
BOOK PRINTING PAPER COATED NOP	LB				4183
100 U KINGDOM	488	68	13525	1788	
400 U STATES	370960	111592	3365762	969333	
	371448	111660	3379287	971121	
COATED PAPERS FOR PERIODICALS	LB				4184
100 U KINGDOM	11215	1426	54782	7137	
400 U STATES	464091	60504	1621659	225232	
	475306	61930	1676441	232369	
COVER PAPERS NOT PASTED COATED	LB				4185
100 U KINGDOM			73106	31371	
400 U STATES	26869	7349	350639	96763	
	26869	7349	423745	128134	
COVER PAPERS PASTED COATED	LB				4186
100 U KINGDOM	152	80	41737	24744	
400 U STATES	53907	9973	412372	133226	
	54059	10053	454109	157970	
SURFACE COATED PAPER N O P	LB				4187
100 U KINGDOM	38808	19055	418634	187807	
318 DENMARK	720	428	3880	1360	
327 FRANCE	570	253	778	451	
335 GERMANY W	327	312	2164	1241	
354 NETHRLNDS			159	80	
359 NORWAY	154	357	154	357	
375 SWEDEN			7186	1035	
376 SWITZRLND	159	109	332	240	
400 U STATES	193928	112699	1443860	812754	
	234666	133213	1877147	1005325	
WAXED PAPER FOR WRAPPING N O P	LB				4190
100 U KINGDOM			6907	3722	
400 U STATES	121350	39716	1152190	427033	
	121350	39716	1159097	430755	
GREASEPROOF AND GLASSINE PAPER	LB				4191
400 U STATES	88088	21573	556924	139941	
	88088	21573	556924	139941	
TISSUE WRAPPING PAPER	LB				4192
305 AUSTRIA	10452	2031	10816	2126	
335 GERMANY W			1056	344	
400 U STATES	97783	16494	1754199	265760	
	108235	18525	1766071	268230	
VEGETABLE PARCHMENT PAPER	LB				4193
100 U KINGDOM			51100	11787	
400 U STATES	7538	2437	95142	32119	
	7538	2437	146242	43906	

IMPORTS INTO CANADA FOR CONSUMPTION

Articles and Countries from which Imported	MONTH OF SEPTEMBER 1958		NINE MONTHS ENDED SEPTEMBER 1958		Class Number
	Quantities	Values (\$)	Quantities	Values (\$)	
WRAPPING PAPER KRAFT 400 U STATES	LB 486533	51235	9174352	966481	4195
WRAPPING PAPER OILED COATED 100 U KINGDOM 375 SWEDEN 400 U STATES	LB 3644 24332 27976	499 9380 9879	901 3644 359818 364363	746 499 86353 87598	4196
WRAPPING PAPER ALL KINDS NO P 100 U KINGDOM 318 DENMARK 326 FINLAND 335 GERMANY W 375 SWEDEN 400 U STATES	LB 18950 238809 257759	2308 44458 46766	104470 866 193093 4725 39351 3901886 4244391	20567 206 21587 2354 4827 612930 662471	4197
DUPLEX BACKING PAPER 400 U STATES	LB 20979	6757	500609	260676	4198
WRAPPER SHEETS AND HEADS 400 U STATES	LB 24876	2596	832909	78054	4200
BOND AND LEDGER PAPERS UNCUT 100 U KINGDOM 400 U STATES	LB 2682 134708 137390	1977 28648 30625	15246 1085663 1100909	7018 241622 248640	4201
ENVELOPES 100 U KINGDOM 306 BELGIUM 335 GERMANY W 344 ITALY 359 NORWAY 375 SWEDEN 400 U STATES	M 556	974	932 15 276 142 1350 16 30964 33695	2212 502 362 595 1966 109 180241 185987	4202
ONION SKIN AND MANIFOLD PAPER 100 U KINGDOM 335 GERMANY W 359 NORWAY 400 U STATES	LB 1004	622	14981 3029 2191 420070 440271	5531 1381 322 277661 284895	4203
BOXED PAPER AND PAPERERIES 100 U KINGDOM 327 FRANCE 335 GERMANY W 376 SWITZRLND 400 U STATES	LB 478 331 1940 47584 50333	266 355 1354 31826 33801	12227 2412 770 4206 204594 224210	10253 2595 791 2969 142614 159222	4204
WASTE PAPER 400 U STATES	CWT 70026	122763	655370	1199044	4209
ELECTRIC CABLE INSULATG PAPER 100 U KINGDOM 335 GERMANY W 344 ITALY 400 U STATES	LB 170913	84577	25261 2080 11288 1951656 1990285	7535 777 1845 1001972 1012129	4210
PHOTOGRAPHERS PAPERS 100 U KINGDOM 305 AUSTRIA 306 BELGIUM 335 GERMANY W 400 U STATES		5158 12328 35953 242516 295955		67909 542 253814 384888 2086717 2793870	4211
BLOTTING PAPER NOT PRINTED 100 U KINGDOM 400 U STATES	LB 33565	15074	4370 216420 220790	845 90753 91598	4212
CIGARETTE PAPER UNGUMMED 327 FRANCE 400 U STATES	LB 15759 383306 399065	6017 183240 189257	95085 2551781 2646866	34797 1225758 1260555	4213
CIGARETTE PAPERS IN PACKETS 100 U KINGDOM 327 FRANCE 400 U STATES	M 425 651 1076	5950 8697 14647	50 6139 981 7170	901 104372 19474 124747	4215
CREPE PAPER DECORATIVE ROLLS 100 U KINGDOM 400 U STATES	LB 8109	3345	150 21964 22114	67 9457 9524	4216
GUMMED PAPER 100 U KINGDOM 335 GERMANY W 400 U STATES	LB 19874	5054	139783 200 1286393 1426376	45510 180 666179 711869	4217
HANGINGS OR WALL PAPER 100 U KINGDOM 335 GERMANY W 347 JAPAN 400 U STATES	LB 1325	280	60436 21 2287 319894 382638	18236 57 3527 193341 215161	4218
PAPER FOR SHOT SHELLS GUN WADS 100 U KINGDOM 400 U STATES	LB 58027	15336	2400 348235 350635	542 91191 91733	4219

IMPORTS INTO CANADA FOR CONSUMPTION

Articles and Countries from which Imported	MONTH OF SEPTEMBER 1958		NINE MONTHS ENDED SEPTEMBER 1958		Class Number
	Quantities	Values (\$)	Quantities	Values (\$)	
PAPIERMACHE WARE N O P 100 U KINGDOM 335 GERMANY W 344 ITALY 347 JAPAN 400 U STATES	LB 12341 78 1492 13911	 3153 74 1327 4554	 15230 3494 28377 49414	 505 248 4625 1579 10992 17949	4 220
PAPER DECALCOMANIA 100 U KINGDOM 400 U STATES	LB 12958 13777 26735	 4287 5464 9751	 43319 87617 130936	 14972 50862 65834	4 222
PAPER MATRIX FOR PRINTING 100 U KINGDOM 376 SWITZRLND 400 U STATES	LB 1533 110218 111751	 841 48184 49025	 4828 1533 911172 917533	 647 841 392028 393516	4 223
PAPER MATTING 400 U STATES	LB 8097 8097	 3279 3279	 88559 88559	 40285 40285	4 224
PAPER PHOTO BARYTA COATED 100 U KINGDOM 400 U STATES	LB 152154 152154	 58964 58964	 1548167 1548243	 96 626878 626974	4 225
SHINGLES OF PAPER OR FELT 400 U STATES	LB 50085 50085	 1372 1372	 789211 789211	 27303 27303	4 226
ROOFING SHEATHING PAPER PREPRD 100 U KINGDOM 400 U STATES	LB 975317 975317	 65614 65614	 5427836 5447936	 1609 370234 371843	4 227
TISSUE PAPER N O P 100 U KINGDOM 400 U STATES	LB 56685 56685	 11962 11962	 10215 1068215 1078430	 7109 172204 179313	4 228
TOILET PAPER 100 U KINGDOM 400 U STATES	LB 371698 371698	 46653 46653	 2635736 2640696	 708 313955 314663	4 229
TOWELS AND NAPKINS PLAIN 335 GERMANY W 347 JAPAN 400 U STATES	LB 130 87326 87456	 97 14249 14346	 130 3360 1065176 1068666	 97 428 181243 181768	4 230
WAXED STENCIL PAPER 100 U KINGDOM 305 AUSTRIA 318 DENMARK 335 GERMANY W 400 U STATES	LB 22064 419 2179 5639 30301	 18569 482 1819 6079 26949	 288125 23001 13476 876 53177 378655	 236474 11147 11629 1041 58328 318619	4 231
ALL KINDS OF PAPER N O P 100 U KINGDOM 306 BELGIUM 327 FRANCE 335 GERMANY W 344 ITALY 347 JAPAN 354 NETHRLNDS 400 U STATES	LB 14335 2386 1190240 1206961	 4683 1167 291328 297178	 106935 37683 2536 557 99 1244 7065 7857259 8013378	 31237 3737 1231 625 52 1167 1332 2115151 2154532	4 232
TISSUE PAPER FOR STENCILS 400 U STATES	LB 6048 6048			 4978 4978	4 233
FACIAL TISSUES HANDKERCHIEFS 400 U STATES	LB 443429 443429	 78924 78924	 4563000 4563000	 812473 812473	4 234
PAPER NAPKINS N O P 100 U KINGDOM 318 DENMARK 335 GERMANY W 347 JAPAN 354 NETHRLNDS 375 SWEDEN 400 U STATES	LB 6471 8898 3146 72 40548 59135	 4224 3437 1660 80 15913 25314	 32994 39955 50717 2082 2123 265 377399 505535	 15803 19783 25345 2062 676 79 133243 196991	4 235
CARBONIZING TISSUE PAPER 100 U KINGDOM 327 FRANCE 335 GERMANY W 400 U STATES	LB 21692 221562 243254	 14509 44665 59174	 237438 16373 848 1360236 1614895	 165557 7296 284 308948 482085	4 236
CABLE INSULATING PAPER N O P 100 U KINGDOM 375 SWEDEN 400 U STATES	LB 14409 14409	 3929 3929	 11732 5183 276709 293624	 3449 596 85610 89655	4 237
CASH REGISTER PAPER 400 U STATES	LB 6531 6531	 2637 2637	 164607 164607	 36906 36906	4 238
FILTER PAPER 100 U KINGDOM 327 FRANCE 335 GERMANY W 400 U STATES	LB 258 17867 87955 106080	 170 10985 60495 71650	 3960 320 19341 1042008 1065629	 2094 330 12129 896084 910637	4 239

IMPORTS INTO CANADA FOR CONSUMPTION

Articles and Countries from which Imported	MONTH OF SEPTEMBER 1958		NINE MONTHS ENDED SEPTEMBER 1958		Class Number
	Quantities	Values (\$)	Quantities	Values (\$)	
TABULATING PAPER AND STOCK 400 U STATES	LB 530166	58090	4753784	513733	4240
BAGS AND SACKS OF PAPER	LB 1643	613	12532	4427	4241
100 U KINGDOM			805	236	
335 GERMANY W			2364	1201	
347 JAPAN					
400 U STATES	315723	77808	3141785	679318	
PAPER PROTECTORS FOR PLANTS	317366	78421	3157486	685182	4242
100 U KINGDOM				538	
400 U STATES		1496		49304	
CONTAINERS PAPER BOARD N O P	LB 9070	3237	43115	21423	4243
100 U KINGDOM			625	245	
231 HONG KONG			608	195	
318 DENMARK	308	67	10939	3953	
327 FRANCE	1590	716	750	270	
334 ST PIERRE			3086	2815	
335 GERMANY W			1050	1233	
344 ITALY			2075	326	
347 JAPAN			4300	1523	
354 NETHRLNDS	359	465	299	336	
375 SWEDEN			197	184	
376 SWITZRLND	136	61			
400 U STATES	1439525	403609	8911781	2578375	
MILK BOTTLE CAPS OF PAPER	1450988	408155	8978825	2610878	4244
400 U STATES				830	
PAPER TUBES AND CONES FOR YARN	LB 611	215	4811	2353	4245
100 U KINGDOM			44407	42499	
335 GERMANY W	1041	785	348684	110754	
400 U STATES	24572	8131	397902	155606	
PAPER PATTERNS BOOT AND SHOE					4246
400 U STATES		143		14124	
TWINE OR YARN OF PAPER	LB 90432	20685	1010097	233887	4248
375 SWEDEN			81850	11172	
400 U STATES	90432	20685	928247	222715	
MANUFACTURES OF PAPER N O P					4252
100 U KINGDOM		16226		164416	
231 HONG KONG		124		1707	
305 AUSTRIA				427	
306 BELGIUM				1843	
318 DENMARK		161		5525	
327 FRANCE		1104		12532	
335 GERMANY W		8124		49649	
344 ITALY		319		5737	
347 JAPAN		4426		40358	
354 NETHRLNDS		131		1767	
375 SWEDEN		1523		3745	
376 SWITZRLND				2507	
390 GERMANY E		394		1682	
400 U STATES		570497		4651037	
PAPER CORES	LB 286943	24539	2692876	240170	4253
400 U STATES	286943	24539	2692876	240170	
PAPER CUPS DISHES TABLEWARE					4254
100 U KINGDOM		1615		6540	
347 JAPAN				340	
400 U STATES		35093		435109	
PAPER DOILIES AND LACE PAPER	LB 7466	5376	40970	27628	4255
100 U KINGDOM			4582	1461	
318 DENMARK	3100	1027	374	164	
335 GERMANY W					
400 U STATES	24506	13763	345750	188430	
PAPER NOVELTIES FLOWERS GAMES	35072	20166	391676	217683	4256
100 U KINGDOM				64681	
231 HONG KONG		19113		6923	
305 AUSTRIA				95	
318 DENMARK		1405		5558	
327 FRANCE				445	
335 GERMANY W		1745		10133	
344 ITALY				193	
347 JAPAN		9291		118195	
352 MEXICO		1405		5559	
354 NETHRLNDS		267		660	
375 SWEDEN				1618	
376 SWITZRLND				259	
390 GERMANY E		5199		28237	
400 U STATES		66533		296340	
PAPER PATTERNS N O P		104958		538896	4257
100 U KINGDOM				55	
327 FRANCE				1515	
400 U STATES		40484		370309	
SHIPPING CONTAINERS	LB 100		7492	833	4258
100 U KINGDOM			2585	145	
354 NETHRLNDS					

IMPORTS INTO CANADA FOR CONSUMPTION

Articles and Countries from which Imported	MONTH OF SEPTEMBER 1958		NINE MONTHS ENDED SEPTEMBER 1958		Class Number
	Quantities	Values (\$)	Quantities	Values (\$)	
400 U STATES	1912833	207276	10199796	1135870	
TRAYS FOR PACKAGING APPLES	1912833	207276	10209873	1136848	
400 U STATES	LB				4259
PAPER MATCHES	270418	39786	1169385	162097	
	270418	39786	1169385	162097	4260
100 U KINGDOM				2130	
344 ITALY		113		17314	
359 NORWAY				68	
400 U STATES		16093		178524	
ADMIRALTY CHARTS MANUSCRIPTS		16206		198036	
100 U KINGDOM		681		2295	4262
327 FRANCE				6021	
335 GERMANY W				162	
340 HUNGARY				270	
347 JAPAN		150		150	
354 NETHRLNDS		54		54	
376 SWITZRLND				2440	
400 U STATES		4062		76673	
BLUEPRINTS NOP AND HYDRO PLANS		4947		88065	
100 U KINGDOM		3705		46212	4263
207 UN SO AFR				100	
306 BELGIUM				5439	
318 DENMARK				100	
326 FINLAND				256	
327 FRANCE				2488	
335 GERMANY W		1087		4014	
347 JAPAN				655	
354 NETHRLNDS				939	
360 ISRAEL				121	
375 SWEDEN		87		144	
376 SWITZRLND				2234	
400 U STATES		496616		4271396	
MUSIC		501495		4334098	4265
100 U KINGDOM		1294		12218	
234 AUSTRALIA				486	
306 BELGIUM				124	
327 FRANCE		1673		8290	
335 GERMANY W		1369		1920	
344 ITALY		328		395	
376 SWITZRLND				126	
400 U STATES		23833		175667	
NEWSPAPER OR COMIC SECTIONS		28497		199226	
400 U STATES		110782		1052417	4266
MAGAZINES NEWSPAPERS UNBOUND		110782		1052417	
100 U KINGDDM		33032		239009	4267
231 HONG KONG		358		11151	
234 AUSTRALIA				64	
306 BELGIUM		4317		71230	
327 FRANCE		16687		184007	
335 GERMANY W		4234		50579	
344 ITALY		21948		145650	
347 JAPAN		330		3314	
354 NETHRLNDS				453	
376 SWITZRLND		2221		9116	
400 U STATES		2299399		19454770	
PHOTOGRAPHS NEWS ILLUSTRATION		2382526		20169343	
100 U KINGDOM		63		155	4268
400 U STATES		758		11052	
PHOTOGRAPHS CHROMOS N O P		821		11207	
100 U KINGDOM		11264		79254	4269
231 HONG KONG		51		895	
234 AUSTRALIA				1145	
305 AUSTRIA				219	
306 BELGIUM		145		1349	
313 CHINA				104	
318 DENMARK		184		791	
327 FRANCE		1293		10801	
335 GERMANY W		178		9908	
344 ITALY		715		3673	
347 JAPAN		1583		18740	
352 MEXICO		293		944	
354 NETHRLNDS		606		7039	
360 ISRAEL				109	
375 SWEDEN				3813	
376 SWITZRLND		108		4023	
383 HAWAII				100	
390 GERMANY E		282		927	
400 U STATES		251637		1951271	
PHOTOGRAPHS FOR REPRODUCTION		268339		2095105	4271
100 U KINGDOM				1212	
318 DENMARK				3365	
327 FRANCE				55	
400 U STATES		8735		109986	
TRANSFERS OECALCOMANIA		8735		114618	
100 U KINGDOM		330		4766	4272
234 AUSTRALIA				1177	

IMPORTS INTO CANADA FOR CONSUMPTION

Articles and Countries from which Imported	MONTH OF SEPTEMBER 1958		NINE MONTHS ENDED SEPTEMBER 1958		Class Number
	Quantities	Values (\$)	Quantities	Values (\$)	
335 GERMANY W				86	
347 JAPAN		312		1590	
375 SWEDEN				171	
376 SWITZRLND		50		732	
400 U STATES		31035		297400	
PAPER FOR DUPLICATING MACHINES		31727		305922	
100 U KINGDOM	LB	3069	10627	11328	4290
400 U STATES		57813	685261	401771	
		60882	895888	413099	
ADVERTISING AND PRINTED MATTER	LB	31072	321309	385906	4291
100 U KINGDOM				902	
231 HONG KONG			952	1688	
234 AUSTRALIA	256	329	1374	110	
236 NEW ZEAL			82	3014	
305 AUSTRIA	144	179	2514	5175	
306 BELGIUM	1397	791	5666	1230	
317 CZECHO S			1091	3265	
318 DENMARK			3150	40924	
327 FRANCE	4050	4198	44559	151811	
335 GERMANY W	32627	27660	157776	18198	
344 ITALY	2344	1442	23497	5348	
347 JAPAN	2456	643	7194	299	
352 MEXICO			270	14496	
354 NETHRLNDS	1684	2038	15170	290	
359 NORWAY			1162	525	
365 POLAND			490	16257	
375 SWEDEN	831	854	15239	29480	
376 SWITZRLND	4469	4270	29560	77	
380 USSR			67	576	
381 ALASKA			625	266	
383 HAWAII			560	147	
389 IRELAND	94	147	94	348	
390 GERMANY E			363	9098	
400 U STATES	739526	706923	5624291	5789098	
PRINTED MATTER NOP		820950	6257055	6469430	4292
100 U KINGDOM				93684	
231 HONG KONG		18786		227	
234 AUSTRALIA				241	
305 AUSTRIA				53	
306 BELGIUM				141	
327 FRANCE				6604	
335 GERMANY W				12038	
344 ITALY				4824	
347 JAPAN				53778	
354 NETHRLNDS				3188	
365 POLAND				518	
375 SWEDEN				278	
376 SWITZRLND				3881	
381 ALASKA				1309	
400 U STATES		298494		2225788	
CARDS FOR PLAYING		321615		2406552	4293
100 U KINGDOM	PACK		2092	1034	
305 AUSTRIA			5807	1704	
306 BELGIUM			10356	3477	
318 DENMARK			1200	434	
335 GERMANY W	1440	556	4271	2018	
340 HUNGARY			1560	120	
344 ITALY	4000	962	6652	1652	
347 JAPAN			1024	521	
354 NETHRLNDS	1000	127	1000	127	
360 ISRAEL			600	165	
400 U STATES	3477	2925	53422	39861	
HAND MADE DRAWINGS OR DESIGNS		9917	87984	51113	4294
100 U KINGDOM				54	
335 GERMANY W				3005	
400 U STATES		4439		26154	
LABELS TAGS TICKETS		4439		29213	4295
100 U KINGDOM				51408	
232 MALTA		2007		137	
234 AUSTRALIA				1929	
305 AUSTRIA		1296		674	
306 BELGIUM				662	
327 FRANCE				4194	
328 FR AFRICA				64	
335 GERMANY W				5810	
344 ITALY				2197	
354 NETHRLNDS				309	
363 PERU				200	
365 POLAND				198	
400 U STATES		165191		1085743	
PICTORIAL POST CARDS		169526		1153525	4296
100 FOLDERS	LB	622	26906	15448	
306 U KINGDOM		180	1285	4908	
318 BELGIUM		406	3303	5598	
327 DENMARK		557	2877	6240	
335 FRANCE		2095	10849	15124	
344 GERMANY W		490	3919	3494	
347 ITALY		163	4212	4355	
354 JAPAN		40	708	1097	
360 NETHRLNDS			1708	2437	
ISRAEL					

IMPORTS INTO CANADA FOR CONSUMPTION

Articles and Countries from which Imported	MONTH OF SEPTEMBER 1958		NINE MONTHS ENDED SEPTEMBER 1958		Class Number
	Quantities	Values (\$)	Quantities	Values (\$)	
376 SWITZRLND	88	281	1168	1758	
400 U STATES	211032	189316	1198397	1136025	
BIBLES PRAYER BOOKS HYMN BOOKS	215673	197262	1255332	1196484	4301
100 U KINGDOM		23122		297031	
231 HONG KONG				318	
234 AUSTRALIA				82	
305 AUSTRIA				620	
306 BELGIUM		24395		221292	
322 EGYPT				150	
326 FINLAND		150		150	
327 FRANCE		12233		113679	
335 GERMANY W		2149		17305	
344 ITALY		16342		77549	
347 JAPAN				3951	
352 MEXICO				1428	
354 NETHRLNDS				6971	
360 ISRAEL		913		2579	
372 SPAIN		2188		6585	
375 SWEDEN		50		50	
376 SWITZRLND		64		2428	
388 YUGO SLAV		144		144	
389 IRELAND		50		893	
390 GERMANY E		53		652	
400 U STATES		283717		2182527	
BLANK BOOKS RULED OR PLAIN		365570		2943384	4302
100 U KINGDOM		1741		5690	
335 GERMANY W		145		820	
347 JAPAN		2291		4796	
400 U STATES		8600		31422	
BOOKS OVER 12 YEARS OLD		12777		42728	4303
100 U KINGDOM		930		2029	
327 FRANCE				186	
400 U STATES		1111		5757	
TEXT BOOKS FOR SCHOOLS COLLEGE		2041		7972	4305
100 U KINGDOM		37626		277105	
231 HONG KONG				225	
234 AUSTRALIA				400	
305 AUSTRIA				150	
306 BELGIUM		1853		8848	
318 DENMARK		100		279	
327 FRANCE		18929		103033	
335 GERMANY W		50		3892	
344 ITALY				741	
347 JAPAN				763	
354 NETHRLNDS		552		18917	
359 NORWAY				740	
376 SWITZRLND				436	
400 U STATES		723242		5433239	
BOOKS NOVELS FICTION		782352		5848768	4306
100 U KINGDOM		1519		18169	
318 DENMARK				81	
400 U STATES		4601		85514	
BOOKS SCIENCE FOR LIBRARIES		6120		103764	4307
100 U KINGDOM		42091		285929	
215 INDIA				401	
223 BARBADOS		150		150	
231 HONG KONG		114		208	
234 AUSTRALIA				217	
305 AUSTRIA		160		760	
306 BELGIUM		290		8262	
316 CUBA				300	
317 CZECHO S				102	
318 DENMARK				2838	
327 FRANCE		4349		54059	
335 GERMANY W		4189		23757	
344 ITALY		69		4101	
347 JAPAN		80		1422	
354 NETHRLNDS		1351		11420	
366 PORTUGAL				408	
372 SPAIN		657		707	
375 SWEDEN		173		1803	
376 SWITZRLND		1155		7233	
380 USSR		62		369	
389 IRELAND				65	
400 U STATES		755581		5741884	
BOOKS GOVERNMENT ASSOCIATION		810471		6146395	4308
100 U KINGDOM		1211		40184	
215 INDIA		534		534	
220 BERMUDA				68	
224 JAMAICA				405	
231 HONG KONG				100	
234 AUSTRALIA		274		1731	
305 AUSTRIA				144	
306 BELGIUM				1002	
327 FRANCE		839		6632	
335 GERMANY W				1607	
344 ITALY		11088		20154	
347 JAPAN				4330	
354 NETHRLNDS				360	

IMPORTS INTO CANADA FOR CONSUMPTION

Articles and Countries from which Imported	MONTH OF SEPTEMBER 1958		NINE MONTHS ENDED SEPTEMBER 1958		Class Number
	Quantities	Values (\$)	Quantities	Values (\$)	
372 SPAIN				345	
375 SWEDEN		130		130	
376 SWITZRLND				719	
381 ALASKA				386	
384 P RICO				87	
389 IRELAND				448	
400 U STATES		38564		279948	
		52640		359314	
FREIGHT RATES FOR RAILWAYS					
100 U KINGDOM		179		2745	4309
234 AUSTRALIA				124	
327 FRANCE				1957	
344 ITALY				3370	
354 NETHRLNDS				132	
372 SPAIN				194	
400 U STATES		5734		42503	
		5913		51025	
BOOKS PRINTED PERIODICALS NOP					
100 U KINGDOM		192979		1595340	4310
215 INDIA				355	
231 HONG KONG				133	
234 AUSTRALIA				599	
236 NEW ZEAL				97	
305 AUSTRIA				869	
306 BELGIUM				1562	
327 FRANCE		334		19034	
335 GERMANY W		347		3599	
340 HUNGARY				54	
344 ITALY		169		1620	
347 JAPAN				3498	
352 MEXICO				528	
354 NETHRLNDS		107		3252	
375 SWEDEN				2594	
376 SWITZRLND				269	
380 USSR				710	
381 ALASKA				103	
389 IRELAND				123	
400 U STATES		748368		6498613	
		942304		8132952	
BOOKS FOREIGN LANGUAGE					
100 U KINGDOM		15345		30648	4311
231 HONG KONG		1031		2710	
305 AUSTRIA				1135	
306 BELGIUM		23556		199129	
310 BULGARIA		81		81	
317 CZECHO S				354	
326 FINLANO				697	
327 FRANCE		143503		1534202	
335 GERMANY W		3776		51656	
340 HUNGARY		171		7320	
341 ICELAND				150	
344 ITALY		3430		20690	
347 JAPAN		137		749	
354 NETHRLNDS		7797		48770	
359 NORWAY				491	
360 ISRAEL		55		780	
365 POLAND				392	
370 ROUMANIA				1090	
372 SPAIN				160	
375 SWEDEN		149		4331	
376 SWITZRLND		469		8681	
380 USSR		215		2997	
387 VENEZUELA				1195	
400 U STATES		7695		310278	
		207410		2228886	

IMPORTS INTO CANADA FOR CONSUMPTION

Articles and Countries from which Imported	MONTH OF SEPTEMBER 1958		NINE MONTHS ENDED SEPTEMBER 1958		Class Number	
	Quantities	Values (\$)	Quantities	Values (\$)		
<u>GROUP 5</u>						
<u>IRON AND ITS PRODUCTS</u>						
IRON ORE						
309 BRAZIL	TON	11251	141536	45475	582936	5001
400 U STATES		641055	5311818	2699766	22302245	
		652306	5453354	2745241	22965181	
FERRO TUNGSTEN						
100 U KINGDOM	CWT			589	54560	5010
400 U STATES				2	319	
				591	54879	
PIG IRON FOR AGRIC IMPLEMENTS						
400 U STATES	TON	78	5717	141	10954	5011
		78	5717	141	10954	
PIG IRON N O P						
100 U KINGDOM	TON			157	11183	5012
234 AUSTRALIA				153	8078	
372 SPAIN				14363	649341	
400 U STATES		157	9529	901	56085	
		157	9529	15574	724687	
FERRO MANG UNDER						
1 PC SILICON	CWT	1107	11633	3259	34774	5013
312 CHILE				4455	43596	
327 FRANCE				3029	38834	
347 JAPAN		300	3754	8276	92854	
400 U STATES		1407	15387	19019	210058	
SILICO MANG OVER						
1 PC SILICON	CWT			108	1869	5014
100 U KINGDOM		1141	14337	18860	264648	
347 JAPAN				69	547	
359 NORWAY		2598	27142	15999	180602	
400 U STATES		3808	42026	35036	447666	
FERRO SILICON						
100 U KINGDOM	CWT			211	1891	5015
207 UN SO AFR				378	3958	
344 ITALY				1102	16962	
400 U STATES		527	11954	15798	287390	
		527	11954	17489	310201	
ALLOYS N O P FOR MFR OF STEEL						
100 U KINGDOM	CWT	188	11331	911	87946	5018
205 RHOD NYAS				10250	241738	
327 FRANCE		3352	74310	9814	234872	
335 GERMANY W		110	2025	444	8605	
359 NORWAY		300	3633	4582	64292	
375 SWEDEN				420	7890	
400 U STATES		5331	154609	29384	1062560	
		9281	245908	55805	1707903	
PRIMARY IRON N O P						
400 U STATES	TON	36	6655	237	41803	5019
		36	6655	237	41803	
INGOTS CARBON STEEL						
400 U STATES	TON	72	10283	157	22544	5023*
		72	10283	157	22544	
INGOTS ALLOY STEEL						
400 U STATES	TON	61	76241	200	168323	5025*
		61	76241	200	168323	
BLOOMS BILLETS CARBON STEEL						
400 U STATES	TON	76	8015	374	49530	5027*
		76	8015	374	49530	
BLOOMS BILLETS ALLOY STEEL						
100 U KINGDOM	TON	5	2412	11	5216	5029*
327 FRANCE				7	6661	
375 SWEDEN		2	789	3	1295	
400 U STATES		161	36258	520	149759	
		168	39459	541	162931	
CAST SCRAP						
400 U STATES	TON	1508	44496	41185	1175441	5031
		1508	44496	41185	1175441	
WROUGHT SCRAP						
335 GERMANY W	TON	25	492	25	492	5032
359 NORWAY				4	85	
381 ALASKA		15	455	241	7232	
400 U STATES		1521	44250	204940	6138274	
		1561	45197	205210	6146083	
TIN PLATE SCRAP						
400 U STATES	TON	3	88	242	6757	5033
		3	88	242	6757	
AXLES FOR RAILWAY VEHICLES						
100 U KINGDOM					749	5041
400 U STATES			2707		28161	
			2707		28910	
AXLES FOR VEHICLES N O P						
100 U KINGDOM					847	5042
335 GERMANY W					1073	
400 U STATES			100221		941582	
			100221		943502	
AXLES N O P						
359 NORWAY					299	5043
400 U STATES			5168		46476	
			5168		46775	

* Cumulative figures for 1958 relate to period July 1 to September 30. See blue pages at front of report.

IMPORTS INTO CANADA FOR CONSUMPTION

Articles and Countries from which Imported	MONTH OF SEPTEMBER 1958		NINE MONTHS ENDED SEPTEMBER 1958		Class Number
	Quantities	Values (\$)	Quantities	Values (\$)	
CASTINGS FOR AGRIC IMPLEMENTS 400 U STATES		39732		222491	5044
		39732		222491	
INGOT MOULDS FOR STEEL 100 U KINGDOM 400 U STATES		33882		33882	5045
		3757		546332	
		37639		580214	
MOULDS N O P 100 U KINGDOM 306 BELGIUM 327 FRANCE 335 GERMANY W 400 U STATES		2079		2180	5046
				12914	
				343	
				1287	
		52328		281425	
		54407		298149	
CASTINGS MALLEABLE N O P ROUGH 100 U KINGDOM 376 SWITZRLND 400 U STATES	CWT 4 10 1667 1681	94 294 43039 43427	320 89 16061 16470	5301 2431 385498 393230	5047
CASTINGS NONMALLEABLE N O P RGH 100 U KINGDOM 335 GERMANY W 400 U STATES	CWT 58 1602 1660	469 27496 27965	58 5 14435 14498	469 157 285619 286245	5048
CASTINGS OF STEEL N O P ROUGH 100 U KINGDOM 234 AUSTRALIA 359 NORWAY 376 SWITZRLND 400 U STATES	CWT 4 5 426 708 2636 2636	107 220 11110 39480 67655 67655	4 5 426 708 36896 40039	107 220 11110 39480 1042015 1092932	5049
FORGINGS N O P 100 U KINGDOM 335 GERMANY W 375 SWEDEN 400 U STATES		35036		198705	5050
				17086	
				1857	
		104164		1115232	
		139200		1332880	
FORGINGS HOLLOW AND 20 TONS 100 U KINGDOM 335 GERMANY W 400 U STATES		14330		755056	5051
				23449	
		61157		335701	
		75487		1114206	
PISTON RING CASTINGS ROUGH 100 U KINGDOM 400 U STATES				2708	5052
		1844		68835	
		1844		71543	
CASTINGS FOR RAILWAY VEHICLES 400 U STATES				5304	5054
		5304		5304	
TIRES STEEL ROUGH RAILWAY 100 U KINGDOM 400 U STATES	CWT 731 731	9491 9491	1095 175 1270	15476 2559 18035	5055
STEEL WHEELS FOR RAILWAYS 100 U KINGDOM 400 U STATES		203694		3165153	5057
		8212		138964	
		211906		3304117	
FORGED GOLF CLUB HEADS 400 U STATES	NO			43622	5058
				16185	
SEMI FINISHED PISTON CASTINGS 400 U STATES				43622	5059
		824		16379	
		824		16379	
BARS CARBON STEEL HOT ROLLED 100 U KINGDOM 306 BELGIUM 327 FRANCE 335 GERMANY W 347 JAPAN 375 SWEDEN 400 U STATES	CWT 3552 88593 12016 6687 6340 170260 287448	27398 361600 52328 26641 24642 1214749 1707358	11059 230508 33034 9193 20147 342 238556 542839	84987 962929 133829 37227 80941 6828 1714608 3021349	5071*
BARS ALLOY STEEL HOT ROLLED 100 U KINGDOM 305 AUSTRIA 375 SWEDEN 400 U STATES	CWT 811 39 168 32030 33048	17966 1100 4685 381338 405089	3052 63 343 48934 52392	61199 1721 11395 615816 690131	5075*
WIRE RODS STEEL HOT ROLLED 100 U KINGDOM 306 BELGIUM 312 CHILE 335 GERMANY W 359 NORWAY 400 U STATES	CWT 60305 10946 11033 56303 138587	309785 53459 53570 409520 826334	69016 74725 4338 58275 21789 65273 293416	359027 385165 22519 288135 126848 475453 1657147	5079
BARS CARBON STEEL COLD ROLLED 100 U KINGDOM 305 AUSTRIA 306 BELGIUM 400 U STATES	CWT 3540 6722 10262	27987 77370 105357	13581 114 1397 18519 33611	108380 1954 10101 198884 319319	5083*
BARS ALLOY STEEL COLD ROLLED 100 U KINGDOM	CWT		86	2199	5087*

* Cumulative figures for 1958 relate to period July 1 to September 30. See blue pages at front of report.

IMPORTS INTO CANADA FOR CONSUMPTION

91

Articles and Countries from which Imported	MONTH OF SEPTEMBER 1958		NINE MONTHS ENDED SEPTEMBER 1958		Class Number
	Quantities	Values (\$)	Quantities	Values (\$)	
400 U STATES	7523	99352	9176	148876	
BARS OR RODS FABRICATED N O P	7523	99352	9262	151075	
100 U KINGDOM	CWT 152	4947	809	26446	5091*
305 AUSTRIA	10	316	64	2145	
327 FRANCE			21	239	
335 GERMANY W	1004	12102	2156	25689	
375 SWEDEN	53	2003	99	3765	
400 U STATES	4880	47032	9633	134344	
PLATES 48 INCHES WIDE OR LESS	6099	66400	12782	192628	
100 U KINGDOM	CWT 34	275	662	7103	5101*
306 BELGIUM			1429	7689	
347 JAPAN			4218	20434	
400 U STATES	14300	107082	25766	189754	
PLATES OV 48 INS LESS 100 INS	14334	107357	32075	224980	
100 U KINGDOM	CWT 4692	27441	9543	56861	5102*
306 BELGIUM	1802	9138	1802	9138	
335 GERMANY W	666	4063	666	4063	
347 JAPAN	12386	55245	19854	94210	
400 U STATES	140974	911201	247388	1628071	
PLATES 100 INCHES WIDE OR MORE	160520	1007088	279253	1792343	
100 U KINGDOM	CWT		1014	6013	5103*
400 U STATES	18849	121754	36078	230725	
PLATES CARBON SURFACE PATTERN	18849	121754	37092	236738	
100 U KINGDOM	CWT 448	2619	5213	31666	5104
400 U STATES	19056	130088	163289	1090155	
PLATES ALLOY STEEL	19504	132707	168502	1121821	
100 U KINGDOM	CWT 93	4226	723	38714	5105*
309 BRAZIL	7	836	7	836	
375 SWEDEN	4	107	158	8714	
400 U STATES	3411	91267	11245	368492	
PLATES FABRICATED COATED NOP	3515	96436	12133	416756	
100 U KINGDOM	CWT 91	3753	649	19090	5106
327 FRANCE			10	132	
400 U STATES	5433	108113	34996	634618	
SHEETS NOT TEMPERED FOR SAWS	5524	111866	35655	653840	
100 U KINGDOM	CWT 34	834	849	19119	5115
327 FRANCE	1	177	1	177	
335 GERMANY W	41	7008	424	39212	
375 SWEDEN	94	5792	630	38275	
400 U STATES	1110	59111	12458	540856	
SHEETS TEMPERED FOR SAWS	1280	72922	14362	637639	
100 U KINGDOM	CWT		213	7757	5116
375 SWEDEN	84	4713	522	32171	
400 U STATES	275	17210	1652	97540	
SKELP H R OV 15 3 EIGHTHS INS	359	21923	2387	137468	
347 JAPAN	CWT		339	1999	5121
400 U STATES	48092	281169	704968	4344873	
SKELP H R NOT OV 15 3 EIGHTHS	48092	281169	705307	4346872	
100 U KINGDOM	CWT 11387	54278	11400	54348	5122
335 GERMANY W	2418	16134	2418	16134	
400 U STATES	22112	122794	340021	1885237	
STEEL COLO ROLLED FOR PIPES	35917	193206	353839	1955719	
400 U STATES	CWT 1011	6751	11310	74224	5123
SHEET CARBON HOT ROLLED NOP	1011	6751	11310	74224	
100 U KINGDOM	CWT 112	683	798	5253	5128*
306 BELGIUM	6802	33138	16389	80420	
347 JAPAN			3597	17366	
354 NETHRLNDS	36	583	36	583	
400 U STATES	194062	1270896	312151	2053675	
SHEET CARBON COLD ROLLED NOP	201012	1305300	332971	2157297	
100 U KINGDOM	CWT		3167	31240	5129*
335 GERMANY W			220	2857	
354 NETHRLNDS	25	583	25	583	
375 SWEDEN	1211	47429	2452	91325	
400 U STATES	177381	1285826	271314	2019452	
SHEET FOR PORCELAIN ENAMELLING	178617	1333838	277178	2145457	
100 U KINGDOM	CWT		4637	33658	5131
400 U STATES	27821	220381	157684	1235789	
SHEET AND STRIP TINPLATE	27821	220381	162321	1269447	
100 U KINGDOM	CWT 1149	18190	74138	714665	5132
400 U STATES	2246	20968	19218	174737	
SHEET AND STRIP GALVANIZED	3395	39158	93356	889402	
100 U KINGDOM	CWT 144	1212	1607	16987	5133
306 BELGIUM	21	225	243	2696	
327 FRANCE			15	928	
335 GERMANY W			9	95	
400 U STATES	47250	455586	129878	1393030	
	47415	457023	131752	1413736	

* Cumulative figures for 1958 relate to period July 1 to September 30. See blue pages at front of report.

IMPORTS INTO CANADA FOR CONSUMPTION

Articles and Countries from which Imported	MONTH OF SEPTEMBER 1958		NINE MONTHS ENDED SEPTEMBER 1958		Class Number
	Quantities	Values (\$)	Quantities	Values (\$)	
SHEET AND STRIP TERNEPLATE 100 U KINGDOM 400 U STATES	CWT 13299	125171	315 90146	2331 810082	5134
	13299	125171	90461	812413	
SHEET COATED WITH METAL NOP 100 U KINGDOM 335 GERMANY W 400 U STATES	CWT 21 4722 4743	606 71083 71689	50 591 32228	1713 13089 605831	5138
	4743	71689	32869	620633	
SHEET AND STRIP COATED NOP 100 U KINGDOM 335 GERMANY W 400 U STATES	CWT 110 39 11383	1316 564 142355	3002 206 141735	38255 3558 1596122	5139
	11532	144235	144943	1637942	
SHEET ALLOY STEEL N O P 100 U KINGDOM 327 FRANCE 375 SWEDEN 400 U STATES	CWT 4628 4 11012	224101 111 505176	13516 453 313	725066 16778 16383	5143*
	11012	505176	27157	1421757	
	15644	729388	41439	2179984	
SHEET AND STRIP SILICON STEEL 100 U KINGDOM 400 U STATES	CWT 33407	607941	76 249411	930 4532491	5146
	33407	607941	249487	4533421	
SHEET AND STRIP FABRICATED NOP 100 U KINGDOM 335 GERMANY W 400 U STATES	CWT 1299 26704 28003	15297 290413 305710	6363 170 77723	72430 2404 867199	5149
	28003	305710	84256	942033	
BEAMS WIDE FLANGE CARBON NOP 100 U KINGDOM 306 BELGIUM 327 FRANCE 335 GERMANY W 400 U STATES	CWT 11152 28738 627 277739	63427 140480 4379 1664832	11680 102204 2257 639	66187 491554 11679 3175	5151*
	318256	1873118	864854	5033678	
	318256	1873118	981634	5606273	
LARGER STRUCTURALS CARBON NOP 100 U KINGDOM 306 BELGIUM 327 FRANCE 335 GERMANY W 400 U STATES	CWT 1424 47117 13759 1522 27580	9484 216604 59418 6497 195109	6524 90944 28410 3689	44543 402874 117959 15728	5155*
	27580	195109	103595	682788	
	91402	487112	233162	1263892	
BAR SIZE SHAPES CARBON NOP 100 U KINGDOM 306 BELGIUM 327 FRANCE 347 JAPAN 400 U STATES	CWT 212 29694 15978	1145 128697 116468	3152 61371 4933	17852 277178 19938	5159*
	15978	116468	463	2118	
	45884	246310	33263	244606	
SHEET PILING CARBON STEEL 100 U KINGDOM 306 BELGIUM 327 FRANCE 335 GERMANY W 400 U STATES	CWT 12068 934 1461 14463	64390 4946 10317 79653	8662 12068 384 3430	47438 64390 2119 19925	5161*
	1461	10317	6171	43341	
	14463	79653	30715	177213	
STRUCTURAL SHAPES ALLOY STEEL 100 U KINGDOM 400 U STATES	CWT 182	12103	5 503	268 31231	5164*
	182	12103	508	31499	
STEEL MASTS SHAPES FOR SHIPS 100 U KINGDOM 234 AUSTRALIA 347 JAPAN 400 U STATES	CWT 10636 28777 39413	51230 186509 237739	13520 612 22087	85659 5352 109284	5165
	28777	186509	276709	1738196	
	39413	237739	312928	1938491	
SASH OR CASEMENT SECTIONS 100 U KINGDOM 306 BELGIUM 400 U STATES	CWT 2265	33554	3603 210	23534 1510	5166
	2265	33554	26335	296951	
	2265	33554	30148	321995	
STRUCTURALS FABRICATED NOP 100 U KINGDOM 335 GERMANY W 344 ITALY 400 U STATES	CWT 1146 3774 4920	15741 63824 79565	82786 2139 741	871778 28692 9526	5169
	3774	63824	49278	738261	
	4920	79565	134944	1648257	
RAILWAY RAILS 306 BELGIUM 335 GERMANY W 354 NETHRLNDS 400 U STATES	CWT 31472	124787	40 190 651	3921 4713 4182	5173
	31472	124787	46930	528725	
	31472	124787	47811	541541	
FISH PLATES SPLICE BARS ETC 100 U KINGDOM 306 BELGIUM 335 GERMANY W 354 NETHRLNDS 400 U STATES	CWT 660 9948 10608	4388 126171 130559	9286 34 2602	67574 204 14791	5175
	660	4388	790	5375	
	9948	126171	49145	507015	
	10608	130559	61857	594959	
RAILWAY TRACK MATERIAL NOP 100 U KINGDOM 335 GERMANY W	CWT 86			13461 245	5177

* Cumulative figures for 1953 relate to period July 1 to September 30. See blue pages at front of report.

IMPORTS INTO CANADA FOR CONSUMPTION

Articles and Countries from which Imported	MONTH OF SEPTEMBER 1958		NINE MONTHS ENDED SEPTEMBER 1958		Class Number
	Quantities	Values (\$)	Quantities	Values (\$)	
381 ALASKA			118	2334	
400 U STATES	233	5637	1865	58392	
	233	5637	2069	74432	
PIPES AND TUBES OF CAST IRON					5181
100 U KINGDOM	58752	219944	236209	957195	
400 U STATES	4702	59442	18526	287612	
	63454	279386	254735	1244807	
DRILL PIPE					5182*
225 TRINIDAD	872	11176	872	11176	
400 U STATES	3233	90627	10193	199516	
	4105	101803	11065	210692	
OIL COUNTRY GOODS STEEL NOP					5185*
100 U KINGDOM	3233	33752	20999	208251	
344 ITALY	12129	103570	17839	145390	
347 JAPAN			16486	142852	
400 U STATES	32694	457832	86099	1070706	
	48056	595154	141423	1567199	
TRANSMISSION PIPE AND FITTINGS					5188*
100 U KINGDOM			313941	2409261	
400 U STATES	142	2168	3092	233124	
	142	2168	317033	2642385	
CORRUGATED METAL CULVERT PIPE					5189*
381 ALASKA			1	89	
400 U STATES	4691	53259	5840	65377	
	4691	53259	5841	65466	
PRESSURE PIPE FOR BOILERS ETC					5191
100 U KINGDOM	2211	27330	39868	594269	
335 GERMANY W			1478	33174	
375 SWEDEN			177	8570	
376 SWITZRLND	190	1920	6891	72856	
400 U STATES	4624	119389	75663	1920279	
	7025	148639	124077	2629148	
SEAMLESS TUBES FOR BEARINGS					5192*
335 GERMANY W	334	11999	781	21416	
375 SWEDEN	1163	22813	2479	42432	
400 U STATES	3430	91638	16431	417702	
	4927	126450	19691	481550	
PIPE FOR PAPER MAKING ROLLS					5193
100 U KINGDOM			508	60082	
335 GERMANY W			39	843	
400 U STATES	217	2859	391	11286	
	217	2859	938	72211	
PIPE SEAMLESS CDLD DRAWN NOP					5196*
100 U KINGDOM	1214	40499	6758	217942	
335 GERMANY W	792	18372	1050	22938	
375 SWEDEN	194	5833	501	26221	
400 U STATES	6966	207436	23968	677613	
	9166	272140	32277	944714	
PIPES IRON OR STEEL N O P					5197*
100 U KINGDOM	39479	344432	76959	671103	
306 BELGIUM	798	6467	8206	60667	
327 FRANCE			6517	44921	
335 GERMANY W	461	3809	9912	81840	
354 NETHRLNDS	2765	21863	7788	61151	
375 SWEDEN			39	2024	
400 U STATES	52079	776716	194462	2255412	
	95582	1153287	303883	3177118	
PIPE FITTINGS WELDING TYPE					5198
100 U KINGDOM		40683		361809	
335 GERMANY W		19403		248384	
347 JAPAN		1932		7696	
354 NETHRLNDS				6720	
400 U STATES		228014		1860259	
		290032		2484868	
PIPE FITTINGS COUPLINGS NOP					5199
100 U KINGDOM		20845		210819	
327 FRANCE				42745	
335 GERMANY W		2574		48841	
344 ITALY				26228	
347 JAPAN		22162		213869	
354 NETHRLNDS				2628	
375 SWEDEN		968		10689	
400 U STATES		577538		4380601	
		624087		4936420	
WELDING RODS OF ALL KINDS					5200
100 U KINGDOM	30	367	686	31378	
234 AUSTRALIA			5	516	
306 BELGIUM			32	785	
327 FRANCE			1	70	
335 GERMANY W	2	350	275	22330	
347 JAPAN	1719	7906	1719	7906	
375 SWEDEN	17	1730	22	2166	
376 SWITZRLND			6	215	
400 U STATES	12113	344094	98714	2838920	
	13881	354447	101460	2904286	
WIRE BARBED FENCING					5201
100 U KINGDOM	1030	9084	32593	298657	
306 BELGIUM			5656	36990	
327 FRANCE			12117	76876	
335 GERMANY W	249	1508	10402	74483	
347 JAPAN			9111	55401	
354 NETHRLNDS	75	461	2791	17794	
400 U STATES			1349	8893	
	1354	11053	74019	569094	

* Cumulative figures for 1958 relate to period July 1 to September 30. See blue pages at front of report.

IMPORTS INTO CANADA FOR CONSUMPTION

Articles and Countries from which Imported	MONTH OF SEPTEMBER 1958		NINE MONTHS ENDED SEPTEMBER 1958		Class Number
	Quantities	Values (\$)	Quantities	Values (\$)	
WIRE FLAT QUARTER INCH OR LESS 100 U KINGDOM 306 BELGIUM 335 GERMANY W 400 U STATES	CWT 59	651	650 441 18	9345 2685 300	5203
	94	4284	1812	47292	
	153	4935	2921	59622	
WIRE ZINC COATED 100 U KINGDOM 306 BELGIUM 327 FRANCE 335 GERMANY W 347 JAPAN 354 NETHRLNDS 400 U STATES	CWT 3602 50	30186 310	33914 2665 1924	297518 18002 11250	5204
	1410	15431	5536	49622	
	441	2850	3138	19754	
	2634	57918	440	3270	
	8137	106695	17261	346458	
WIRE COATED NOP OR COVERED 100 U KINGDOM 306 BELGIUM 335 GERMANY W 347 JAPAN 359 NORWAY 400 U STATES	CWT 119	2892	2929 723	68609 4400	5205
	118	1839	1006	16746	
	23	427	185	3186	
	1026	28059	6	94	
	1286	33217	5609	224703	
WIRE ROPE FOR RIGGING SHIPS 100 U KINGDOM 335 GERMANY W 400 U STATES	CWT		379 4 227	10371 71 5094	5206
			610	15536	
WIRE ROPE CABLE NOP IRON STEEL 100 U KINGDOM 306 BELGIUM 318 DENMARK 335 GERMANY W 344 ITALY 347 JAPAN 354 NETHRLNDS 375 SWEDEN 400 U STATES	CWT 2385 453	49075 5121	27785 3136	592238 42510	5207
	94	4276	166	5456	
	1964	32678	11294	198800	
	28	4832	43	5134	
	1624	23123	1440	16380	
	1038	41118	10246	153374	
	7586	160223	29	978	
			9641	485578	
WIRE STEEL FOR UPHOL SPRINGS 335 GERMANY W 400 U STATES	CWT		22	290	5208
	4287	48096	5891	64041	
	4287	48096	5913	64331	
WIRE STEEL FOR CORSET STEELS 100 U KINGDOM 335 GERMANY W 400 U STATES	CWT 39 49	1544 1218	523 283	19222 7289	5209
	209	10333	778	45380	
	297	13095	1584	71891	
WIRE STEEL FOR MFR WIRE ROPE 100 U KINGDOM 306 BELGIUM 327 FRANCE 335 GERMANY W 347 JAPAN 400 U STATES	CWT 16046	187082	170053 200 1120	1997673 1636 10416	5210
	4136	43794	22439	237840	
	100	1027	1298	14538	
	1308	23400	15853	267843	
	21590	255303	210963	2529946	
WIRE ROPE STEEL COMML FISHING 100 U KINGDOM 306 BELGIUM 318 DENMARK 335 GERMANY W 347 JAPAN 359 NORWAY 400 U STATES		19968		275676 2156 9608 3771 525 604	5211
		610		6530	
		20578		298870	
WIRE STEEL FOR CARD CLOTHING 100 U KINGDOM 400 U STATES	CWT		26 15	914 994	5212
			41	1908	
WIRE ROPE CABLE STEEL USED 400 U STATES	CWT 1543	5453	7976	28990	5213
	1543	5453	7976	28990	
WIRE OF IRON OR STEEL N O P 100 U KINGDOM 305 AUSTRIA 306 BELGIUM 318 DENMARK 327 FRANCE 335 GERMANY W 344 ITALY 347 JAPAN 354 NETHRLNDS 375 SWEDEN 400 U STATES	CWT 2126	24623	24528 40	251117 229	5214
	1755	9475	12691	75484	
	11	269	3173	14897	
	43	223	7871	40786	
	7	132	6812	51408	
			7	132	
			7647	42628	
			1134	6324	
			1338	67520	
	17281	233987	53284	1066728	
	21223	268709	118525	1617253	
WIRE FENCING NOT LESS OBO INCH 100 U KINGDOM 335 GERMANY W 400 U STATES		91		126684	5215
		7653		8018	
		7744		63654	
				198356	
WIRE FENCING WOVEN N O P 100 U KINGDOM 305 AUSTRIA 306 BELGIUM 327 FRANCE 335 GERMANY W		180 3500 757 696		3202 18169 10133 696	5216
				4732	

IMPORTS INTO CANADA FOR CONSUMPTION

Articles and Countries from which Imported	MONTH OF SEPTEMBER 1958		NINE MONTHS ENDED SEPTEMBER 1958		Class Number
	Quantities	Values (\$)	Quantities	Values (\$)	
354 NETHRLNDS		257		14178	
400 U STATES		1192		29117	
WIRE NETTING FOR FUR FARMS		6582		80227	5217
100 U KINGDOM				6555	
306 BELGIUM				13912	
335 GERMANY W				202	
400 U STATES		2826		21181	
WIRE SCREENS DOORS WINDOWS		2826		41850	
100 U KINGDOM				871	5218
327 FRANCE				94	
335 GERMANY W				57	
400 U STATES		16804		127169	
WIRE MESH IN ACETATE FILM		16804		128191	
100 U KINGDOM		459		9518	5219
400 U STATES		2355		10591	
WIRE CLOTH OR SCREEN OF IRON		2814		20109	
100 U KINGDOM		897		7203	5220
327 FRANCE				230	
335 GERMANY W		1609		26354	
347 JAPAN				120587	
354 NETHRLNDS		564		2743	
400 U STATES		20294		210943	
WIRE NETTING OF IRON OR STEEL		23364		368060	
100 U KINGDOM		799		165167	5221
305 AUSTRIA		1182		44547	
306 BELGIUM				8938	
327 FRANCE				479	
335 GERMANY W				56648	
344 ITALY				12764	
347 JAPAN				19498	
354 NETHRLNDS		74		6572	
400 U STATES		13254		165858	
WIRE RUSTPROOF FOR FISHING		15309		480471	
100 U KINGDOM				2042	5222
347 JAPAN				1886	
400 U STATES		676		16166	
WIRE ROPE FOR WELL DRILLING		676		20094	
100 U KINGDOM	CWT		1780	26605	5223
347 JAPAN			2153	28876	
400 U STATES	479	10266	3451	84418	
WELDED WIRE FABRIC REINFORCING	479	10266	7384	139899	
100 U KINGDOM	CWT	345	566	7388	5224
306 BELGIUM	1993	11096	11444	68241	
327 FRANCE			787	4235	
400 U STATES	668	9280	4458	71610	
CABLE CHAIN FOR SHIPS	3006	25264	17255	151474	
100 U KINGDOM	CWT		6021	96197	5231
400 U STATES	93	5960	1182	33654	
COIL CHAIN 9 EIGHTHS AND OVER	93	5960	7203	129851	
100 U KINGDOM	CWT	432	9387	86228	5232
359 NORWAY		6163	1119	5147	
400 U STATES	285	9744	1498	52116	
COIL CHAIN UNDER 9 EIGHTHS IN	717	15907	12004	143491	
100 U KINGDOM	CWT	163	2749	56650	5233
305 AUSTRIA	755	6173	755	6173	
306 BELGIUM	100	1207	100	1207	
335 GERMANY W	385	4297	3632	45102	
354 NETHRLNDS			226	3058	
400 U STATES	329	9841	1570	57672	
SPROCKET CHAIN FOR AGRIC IMPL	1732	25100	9032	169862	
100 U KINGDOM				1459	5234
335 GERMANY W		14860		369194	
400 U STATES		32422		496558	
SILENT CHAIN ROLLER CHAIN		47282		867211	
100 U KINGDOM		35611		374942	5235
305 AUSTRIA				2368	
317 CZECHO S				1202	
327 FRANCE				182	
335 GERMANY W		19001		138653	
347 JAPAN		2151		49319	
375 SWEDEN				451	
400 U STATES		163251		1101585	
CHAINS N O P		220014		1668702	
100 U KINGDOM		3681		54415	5236
305 AUSTRIA				1264	
317 CZECHO S				110	
335 GERMANY W		985		14574	
344 ITALY				532	
347 JAPAN		54		5132	
400 U STATES		66922		459347	
		71642		535374	

IMPORTS INTO CANADA FOR CONSUMPTION

Articles and Countries from which Imported	MONTH OF SEPTEMBER 1958		NINE MONTHS ENDED SEPTEMBER 1958		Class Number
	Quantities	Values (\$)	Quantities	Values (\$)	
DIESEL ENGINE PARTS N O P					
100 U KINGDOM		117448		1059126	5240
305 AUSTRIA				77	
317 CZECHOS				418	
318 DENMARK				19988	
327 FRANCE		793		3719	
335 GERMANY W		3171		94074	
344 ITALY		374		3944	
354 NETHRLNDS		54		37401	
375 SWEDEN		1666		21145	
376 SWITZRLND				13927	
381 ALASKA				446	
400 U STATES		1155208		10107226	
		1278714		11361491	
AUTOMOBILE ENGINES AND PARTS	NO				5242
100 U KINGDOM		67071	15	424009	
327 FRANCE	1	248	1	561	
335 GERMANY W		31623	262	314189	
344 ITALY				11979	
375 SWEDEN				431	
400 U STATES	36	992390	2825	8009871	
	37	1091332	3103	8761040	
ENGINES GAS MARINE AND PARTS	NO				5244
100 U KINGDOM	1	1307	31	163567	
318 DENMARK			2	439	
326 FINLAND			1	216	
375 SWEDEN			2	685	
400 U STATES	27	34910	398	572205	
	28	36217	434	737112	
ENGINES MOTOR TRUCK AND PARTS	NO				5245
100 U KINGDOM	1	1788	129	236301	
335 GERMANY W		144	210	43540	
400 U STATES	738	545874	4772	5889416	
	739	547806	5111	6169257	
ENGINES FISHING BOAT AND PARTS	NO				5246
100 U KINGDOM			17	5556	
400 U STATES	15	11571	196	135499	
	15	11571	213	141055	
PARTS OF AIRCRAFT ENGINES					5248
100 U KINGDOM		401026		5661487	
231 HONG KONG		402		402	
304 ARGENTINA				603	
327 FRANCE				8916	
354 NETHRLNDS				2166	
381 ALASKA				184	
400 U STATES		1323074		11109212	
		1724502		16782970	
ENGINES UP TO 1 AND 1 HALF HP	NO				5251
100 U KINGDOM			25	930	
400 U STATES			215	9375	
			240	10305	
ENGINES GAS N O P AND PARTS	NO				5252
100 U KINGDOM	2	2610	28	41923	
306 BELGIUM		218		218	
335 GERMANY W	28	5704	89	41394	
347 JAPAN			204	13494	
376 SWITZRLND			1	1135890	
400 U STATES	16740	1618403	139418	10423659	
	16770	1626935	139740	11656578	
ENGINES STEAM N O P AND PARTS	NO				5253
100 U KINGDOM		709	1	77093	
335 GERMANY W				1805	
376 SWITZRLND		196	1	1391	
400 U STATES	26	99707	213	1548183	
	26	100612	215	1628472	
FIRE ENGINES MACHINES AND PTS	NO				5254
100 U KINGDOM	11	117569	51	1048686	
335 GERMANY W			3	2006	
400 U STATES	14	45706	213	329205	
	25	163275	267	1379897	
LOCOMOTIVES RAILWAY N O P	NO				5255
400 U STATES			10	587465	
			10	587465	
LOCOMOTIVE CHASSIS TOPS WHEELS					5256
100 U KINGDOM				3301	
400 U STATES		152143		1574583	
		152143		1577884	
LOCOMOTIVES SAWMILL MINING	NO				5257
100 U KINGDOM	1	10332	39	429256	
400 U STATES	4	235298	59	1573816	
	5	245630	98	2003072	
ENGINES AIRCRAFT UP TO 200 HP	NO				5258
100 U KINGDOM			1	207	
400 U STATES	31	25539	395	400044	
	31	25539	396	400251	
ENGINES AIRCRAFT 201 TO 500 HP	NO				5259
100 U KINGDOM			1	2027	
400 U STATES	3	8064	159	488920	
	3	8064	160	490947	
ENGINES AIRCRAFT 501 TO 1000HP	NO				5260
100 U KINGDOM			6	396895	
400 U STATES	6	35724	49	396895	
	6	35724	49	396895	
ENGINES AIRCRAFT OVER 1000 HP	NO				5261
100 U KINGDOM	2	289858	84	4345155	
400 U STATES	14	907931	234	14914121	
	16	1197789	318	19259276	

IMPORTS INTO CANADA FOR CONSUMPTION

Articles and Countries from which Imported	MONTH OF SEPTEMBER 1958		NINE MONTHS ENDED SEPTEMBER 1958		Class Number
	Quantities	Values (\$)	Quantities	Values (\$)	
ENGINES MARINE DIESEL	NO				5265
100 U KINGDOM	19	17684	192	834896	
335 GERMANY W	1	1367	26	28018	
354 NETHRLNDS			3	603417	
375 SWEDEN			32	125330	
400 U STATES	44	113465	425	1339582	
	64	132516	678	2931243	
ENGINES MOTOR VEHICLE DIESEL	NO				5266
100 U KINGDOM	4	7252	316	517887	
335 GERMANY W			4	6981	
400 U STATES	27	67211	219	542539	
	31	74463	539	1067407	
ENGINES LOCOMOTIVE DIESEL	NO				5267
100 U KINGDOM			2	54372	
400 U STATES	20	437308	230	5258847	
	20	437308	232	5313219	
ENGINES DIESEL SEMI DIESEL NOP	NO				5268
100 U KINGDOM	70	106863	1155	1396827	
335 GERMANY W	5	5330	50	58878	
375 SWEDEN			2	3154	
400 U STATES	110	375220	1426	3009028	
	185	487413	2633	4467887	
POWER BOILERS					5274
100 U KINGDOM				34926	
335 GERMANY W				159	
354 NETHRLNDS		1586		4005	
400 U STATES		158842		1281869	
		160428		1320959	
POWER BOILER PARTS					5275
100 U KINGDOM		661		18762	
335 GERMANY W				165	
400 U STATES		199287		1309939	
		199948		1328866	
OUTBOARD MOTORS	NO				5280
100 U KINGDOM	74	5715	600	47927	
335 GERMANY W			11	2783	
381 ALASKA	1	196	1	196	
400 U STATES	127	31728	6779	1692761	
	202	37639	7391	1743667	
OUTBOARD MOTOR PARTS					5283
100 U KINGDOM		1082		3834	
335 GERMANY W				3946	
400 U STATES		479680		4875499	
		480762		4883279	
CREAM SEPARATOR PARTS					5290
100 U KINGDOM		271		2221	
318 DENMARK		507		5440	
326 FINLAND				268	
335 GERMANY W		471		3118	
375 SWEDEN		7994		18984	
400 U STATES		11687		78402	
		20930		108433	
CREAM SEPARATORS	NO				5292
318 DENMARK			1	2443	
326 FINLAND			10	16947	
335 GERMANY W	138	12177	1200	122819	
375 SWEDEN	683	67755	4047	342134	
400 U STATES	2	221	297	223087	
	823	80153	5555	707430	
MILK CLARIFIERS AND PARTS					5293
318 DENMARK				1628	
375 SWEDEN				14526	
400 U STATES		131		13403	
		131		29557	
MILKING MACHINES AND PARTS					5294
100 U KINGDOM				4523	
335 GERMANY W				7570	
375 SWEDEN				1021	
400 U STATES		153198		2004583	
		153198		2017697	
PASTEURIZERS DAIRY AND PARTS	NO				5295
100 U KINGDOM		24700	25	103859	
236 NEW ZEAL				251	
354 NETHRLNDS	1	14614	1	14614	
375 SWEDEN		16514		55606	
400 U STATES	49	19067	228	226292	
	50	74895	254	400622	
POWER DAIRY MACHINERY AND PTS					5296
100 U KINGDOM		2031		23829	
327 FRANCE		68		68	
335 GERMANY W		62573		72187	
344 ITALY				623	
354 NETHRLNDS				6907	
375 SWEDEN		745		16068	
376 SWITZRLND		8427		17988	
400 U STATES		261013		3275736	
		334857		3413406	
FORKS PRONGEO	002				5301
100 U KINGDOM			223	1754	
335 GERMANY W	248	1758	2645	20871	
344 ITALY			100	312	
347 JAPAN			85	1027	
400 U STATES	27	642	740	17494	
	275	2400	3793	41458	
HARVESTERS AND PARTS	NO				5302
100 U KINGDOM		240	6	2761	

IMPORTS INTO CANADA FOR CONSUMPTION

Articles and Countries from which Imported	MONTH OF SEPTEMBER 1958		NINE MONTHS ENDED SEPTEMBER 1958		Class Number
	Quantities	Values (\$)	Quantities	Values (\$)	
318 DENMARK			16	5446	
335 GERMANY W				2123	
400 U STATES	67	187273	1172	1993001	
	67	187513	1194	2003331	
HAY LOADERS AND PARTS	NO				5303
400 U STATES	23	6621	349	79862	
	23	6621	349	79862	
HAY TEDDERS AND PARTS	NO				5304
100 U KINGDOM			1	279	
400 U STATES			4	312	
			5	591	
MOWING MACHINES AND PARTS	NO				5305
100 U KINGDOM				1995	
335 GERMANY W			26	5467	
375 SWEDEN			20	3602	
400 U STATES	206	141477	6593	2156735	
	206	141477	6639	2167799	
POTATO DIGGERS PLANTERS PARTS	NO				5306
100 U KINGDOM	6	2336	6	2395	
335 GERMANY W			68	7943	
400 U STATES	98	75388	856	524225	
	104	77724	930	534563	
RAKES HORSE OR POWER AND PARTS	NO				5307
100 U KINGDOM			9	1915	
354 NETHRLNDS			130	19768	
400 U STATES	586	166141	8463	2559157	
	586	166141	8602	2580840	
RAKES N O P	DOZ				5308
100 U KINGDOM	52	268	950	6621	
335 GERMANY W			2654	17672	
344 ITALY			510	4223	
347 JAPAN			8174	14729	
400 U STATES	2268	12253	13288	94751	
	2320	12521	25576	137996	
SCYTHES	DOZ				5310
100 U KINGDOM			294	4918	
305 AUSTRIA			1212	21401	
354 NETHRLNDS			4	298	
375 SWEDEN			315	4677	
400 U STATES			900	13735	
			2725	45029	
SICKLES OR REAPING HOOKS	DOZ				5311
100 U KINGDOM			456	2133	
305 AUSTRIA			48	242	
400 U STATES			1070	9017	
			1574	11392	
CULTIVATORS SCUFFLERS AND PTS					5321
100 U KINGDOM		2426		89207	
318 DENMARK		224		224	
335 GERMANY W				14579	
347 JAPAN				415	
354 NETHRLNDS				198	
359 NORWAY				891	
400 U STATES		99167		3819791	
		101817		3925305	
DRILLS SEED SEEDERS AND PARTS					5322
100 U KINGDOM		215		1977	
400 U STATES		99027		1342399	
		99242		1344376	
HARROWS DISC AND PARTS					5323
400 U STATES		84100		670430	
		84100		670430	
HARROWS AND PARTS N O P					5324
100 U KINGDOM				21195	
347 JAPAN				588	
400 U STATES		13261		550278	
		13261		572061	
HDES	DOZ				5325
100 U KINGDOM			378	2246	
335 GERMANY W			150	515	
347 JAPAN			253	2075	
354 NETHRLNDS			3	73	
400 U STATES	31	234	1485	15589	
	31	234	2269	20498	
PLOUGHS DISC AND PARTS					5326
100 U KINGDOM				582	
400 U STATES		86963		560279	
		86963		560861	
PLOUGHS AND PARTS N O P					5327
100 U KINGDOM		58		79667	
317 CZECHO S				212	
400 U STATES		199621		1804584	
		199679		1884463	
ROLLERS FARM OR LAWN AND PARTS	NO				5328
100 U KINGDOM			1	73	
400 U STATES	4	3097	1370	53563	
	4	3097	1371	53636	
FANNING MILL PEAVINERS AND PTS	NO				5331
335 GERMANY W			1	108	
400 U STATES	25	31706	592	573459	
	25	31706	593	573567	
HARVESTER COMBINES AND PARTS	NO				5332
100 U KINGDOM		3772	3	72601	
335 GERMANY W		243		1376	
400 U STATES	101	1114310	2311	16018064	
	101	1118325	2314	16092041	

IMPORTS INTO CANADA FOR CONSUMPTION

Articles and Countries from which Imported	MONTH OF SEPTEMBER 1958		NINE MONTHS ENDED SEPTEMBER 1958		Class Number
	Quantities	Values (\$)	Quantities	Values (\$)	
THRESHING MACHINE SEPARATORS 400 U STATES	NO				5333
	8	3676	49	23392	
THRESHING MACHINE PARTS 400 U STATES	8	3676	49	23392	5334
		15324		190993	
		15324		190993	
ELECT GENERATORS FARM AND PTS 100 U KINGDOM 400 U STATES				602	5342
		6577		29886	
		6577		30488	
FODDER FEED CUTTERS AND PARTS 400 U STATES	NO				5343
	144	31012	793	450964	
	144	31012	793	450964	
FRUIT VEGETABLE GRADING MACH 100 U KINGDOM 335 GERMANY W 354 NETHRLNDS 400 U STATES				7082	5344
		1259		5974	
		77589		1963	
		78848		622993	
				638012	
GRAIN HAY GRINDERS AND PARTS 318 DENMARK 400 U STATES	NO			179	5345
	327	82689	1775	579856	
	327	82688	1775	580035	
HAY PRESSES AND PARTS 100 U KINGDOM 327 FRANCE 335 GERMANY W 400 U STATES	NO				5346
		1242	3	26003	
		1155	202	142643	
		51	1	3685	
	222	317768	4612	5975984	
	222	320216	4818	6148315	
MANURE SPREADERS AND PARTS 400 U STATES	NO				5350
	579	224511	5007	1921786	
	579	224511	5007	1921786	
POST HOLE DIGGERS AND PARTS 335 GERMANY W 400 U STATES	NO			23	5352
	30	7509	2912	203115	
	30	7509	2935	204542	
SPADES AND SHOVELS N O P 100 U KINGDOM 335 GERMANY W 347 JAPAN 354 NETHRLNDS 400 U STATES	DOZ				5353
	197	3912	3825	55623	
	25	252	153	1685	
			1262	12050	
			4	150	
	393	4864	1886	26958	
	615	9028	7130	96466	
SPRAYING AND DUSTING MACHINES 100 U KINGDOM 318 DENMARK 327 FRANCE 335 GERMANY W 347 JAPAN 400 U STATES				106	5354
				28835	
				1468	
				286	
				28527	
				4466	
		33202		1881086	
		33308		1944668	
TRACTION DITCHING MACH AND PTS 100 U KINGDOM 400 U STATES	NO				5356
	4	54534	98	1604	
	4	54534	98	815122	
				816726	
TRACTORS INTERNAL COMBUSTION 100 U KINGDOM 227 BAHAMAS 317 CZECHO S 347 JAPAN 375 SWEDEN 381 ALASKA 400 U STATES	NO				5357
	211	312959	2475	3836396	
			1	886	
			2	3615	
			1	222	
			20	3602	
			3	7946	
	1805	5895896	19487	55668512	
	2016	6208855	21989	59521179	
TRACTOR PARTS AND ACCESSORIES 100 U KINGDOM 306 BELGIUM 327 FRANCE 335 GERMANY W 375 SWEDEN 376 SWITZRLND 381 ALASKA 400 U STATES					5358
		87585		626871	
				400	
		86		86	
		4525		54607	
				1806	
				300	
		855		7034	
		3347829		30983254	
		3440880		31674358	
WINDMILLS AND PARTS 400 U STATES					5361
		2070		12291	
		2070		12291	
PRUNING HOOKS SHEARS DEHORNERS 100 U KINGDOM 327 FRANCE 335 GERMANY W 344 ITALY 347 JAPAN 376 SWITZRLND 400 U STATES					5362
		324		16484	
				310	
		261		2649	
		910		19725	
				273	
				3205	
		6022		82879	
		7517		125525	
AGRIC IMPLEMENTS NOP AND PARTS 100 U KINGDOM 306 BELGIUM 318 DENMARK 326 FINLAND 327 FRANCE 335 GERMANY W 347 JAPAN 354 NETHRLNDS 375 SWEDEN					5363
		4703		129513	
		664		6704	
				7736	
				250	
				451	
		4820		41984	
		368		52993	
				827	
		64		4048	

IMPORTS INTO CANADA FOR CONSUMPTION

Articles and Countries from which Imported	MONTH OF SEPTEMBER 1958		NINE MONTHS ENDED SEPTEMBER 1958		Class Number
	Quantities	Values (\$)	Quantities	Values (\$)	
376 SWITZRLND				143	
400 U STATES		1179616		12089772	
KNIVES AND FORKS TABLE		1190235		12334421	5371
100 U KINGDOM		32016		124939	
215 INDIA		1156		3701	
231 HONG KONG		72		1004	
305 AUSTRIA		162		2669	
318 DENMARK		233		8084	
326 FINLAND				511	
327 FRANCE		1293		7219	
335 GERMANY W		3556		41195	
344 ITALY				1329	
347 JAPAN		69910		723162	
354 NETHRLNDS		4988		7151	
375 SWEDEN		1928		26685	
376 SWITZRLND				259	
400 U STATES		6857		133266	
POCKET KNIVES		122171		1081174	5372
100 U KINGDOM		11696		135887	
313 CHINA				348	
327 FRANCE				1276	
335 GERMANY W		15709		176176	
344 ITALY		1140		7440	
347 JAPAN		2455		31255	
354 NETHRLNDS				66	
375 SWEDEN				1081	
376 SWITZRLND		344		2980	
400 U STATES		15568		57293	
RAZORS N O P AND PARTS		46912		413802	5373
100 U KINGDOM		12389		113237	
327 FRANCE		294		294	
335 GERMANY W		2062		18396	
375 SWEDEN		87		218	
400 U STATES		17956		75002	
SAFETY RAZOR BLADES		32788		207147	5374
100 U KINGDOM	DOZ 83052	11191	180050	26793	
318 DENMARK			55666	2788	
335 GERMANY W	17417	932	411014	17536	
360 ISRAEL			62500	1916	
375 SWEDEN	666	90	4833	1039	
400 U STATES	121906	7874	1036728	75424	
SCISSORS AND SHEARS N O P		223041	20087	1750791	125496
100 U KINGDOM		12193		123083	5375
216 PAKISTAN		544		5144	
318 DENMARK				102	
327 FRANCE				693	
335 GERMANY W		29788		409538	
344 ITALY		3241		30410	
347 JAPAN		912		32149	
375 SWEDEN				462	
376 SWITZRLND				71	
400 U STATES		27315		303898	
OTHER KNIVES N O P		73993		905550	5376
100 U KINGDOM		6624		52435	
215 INDIA		149		256	
231 HONG KONG				497	
305 AUSTRIA				298	
318 DENMARK		66		490	
326 FINLAND				684	
327 FRANCE		132		6795	
335 GERMANY W		14962		142417	
344 ITALY		99		99	
347 JAPAN		1273		26167	
352 MEXICO				76	
359 NORWAY		95		1089	
375 SWEDEN		1141		8934	
376 SWITZRLND		1112		1393	
400 U STATES		10376		83598	
SPOONS		36029		325228	5377
100 U KINGDOM		714		5660	
231 HONG KONG				223	
305 AUSTRIA		124		2160	
318 DENMARK		53		2511	
326 FINLAND				213	
327 FRANCE		113		232	
335 GERMANY W		943		16846	
344 ITALY		147		2887	
347 JAPAN		28819		237829	
354 NETHRLNDS		725		4511	
375 SWEDEN		1511		3457	
400 U STATES		3347		42339	
KNIVES BUTCHER AND KITCHEN		36496		318868	5378
100 U KINGDOM		4446		121202	
215 INDIA				87	
231 HONG KONG				112	
318 DENMARK				51	
327 FRANCE		619		14763	
335 GERMANY W		9629		79114	

IMPORTS INTO CANADA FOR CONSUMPTION

Articles and Countries from which Imported	MONTH OF SEPTEMBER 1958		NINE MONTHS ENDED SEPTEMBER 1958		Class Number
	Quantities	Values (\$)	Quantities	Values (\$)	
344 ITALY				365	
347 JAPAN		8956		44591	
375 SWEDEN				1881	
376 SWITZRLND		62		1466	
400 U STATES		21472		171447	
		45184		435079	
HINGES AND BUTTS	LB				5381
100 U KINGDOM	36739	8017	374538	75649	
306 BELGIUM			19391	5478	
335 GERMANY W	39389	7412	505648	108354	
344 ITALY			1852	367	
347 JAPAN	41098	9844	721805	140479	
354 NETHRLNDS			936	426	
375 SWEDEN	2734	657	77681	19047	
400 U STATES	90345	56467	658601	403003	
	210305	82397	2360452	752803	
CUT NAILS	CWT				5391
100 U KINGDOM	151	1191	1091	8969	
375 SWEDEN			15	519	
400 U STATES	260	11691	2849	94801	
	411	12882	3955	104289	
SPIKES EXCEPT RAILWAY NOP	CWT				5392*
TACKS ALL KINDS N O P	LB				5393
100 U KINGDOM			5865	1675	
318 DENMARK			1949	642	
335 GERMANY W			6120	2913	
400 U STATES	1648	815	18700	8680	
	1648	815	32634	13910	
WIRE NAILS OVER ONE INCH	CWT				5394
100 U KINGDOM	6294	47032	120130	924534	
231 HONG KONG	1000	5912	3500	20398	
305 AUSTRIA			400	2825	
306 BELGIUM			350	2276	
313 CHINA			1500	8468	
317 CZECHO S			5700	38183	
318 DENMARK			17	227	
335 GERMANY W	1324	9838	9464	72190	
344 ITALY			200	1224	
347 JAPAN	3280	21019	51423	389175	
354 NETHRLNDS	550	3464	885	5919	
365 POLAND	2958	19963	7360	49243	
375 SWEDEN	265	1987	822	6590	
400 U STATES	1950	22326	12355	182860	
	17621	131541	214106	1704112	
NAILS AND BRADS N O P	LB				5395
100 U KINGDOM	1739	707	38676	11123	
335 GERMANY W			18325	7133	
347 JAPAN			3003	341	
375 SWEDEN			3700	914	
400 U STATES	18314	6221	122550	45092	
	20053	6928	186254	64603	
HAND SEWING NEEDLES					5400
100 U KINGDOM		1338		24338	
317 CZECHO S				1900	
335 GERMANY W		85		2511	
347 JAPAN				819	
400 U STATES		915		4433	
		2338		34001	
SPRING BEARD AND LATCH NEEDLES	M				5401
100 U KINGDOM	41	1751	732	36688	
317 CZECHO S			15	460	
327 FRANCE	4	222	36	1507	
335 GERMANY W	15	961	167	4154	
354 NETHRLNDS			8	119	
376 SWITZRLND	17	1330	151	12942	
400 U STATES	289	17760	1992	118900	
	366	22024	3101	174770	
NEEDLES N O P					5402
100 U KINGDOM		28621		233862	
231 HONG KONG		634		1576	
306 BELGIUM		2668		14646	
317 CZECHO S				448	
327 FRANCE				270	
335 GERMANY W		4155		62973	
344 ITALY		1583		14976	
347 JAPAN		1743		9833	
354 NETHRLNDS		731		5507	
376 SWITZRLND		107		1750	
400 U STATES		15674		121882	
		55916		467723	
PINS N O P	LB				5403
100 U KINGDOM	24944	22314	255790	200075	
317 CZECHO S			1752	399	
327 FRANCE			44	501	
335 GERMANY W	1577	825	18618	13731	
344 ITALY			8	61	
347 JAPAN			5012	7615	
400 U STATES	4567	7043	45638	61680	
	31088	30182	326862	284062	
PINS FOR MARKING SYSTEMS	LB				5404
100 U KINGDOM	12	114	59	364	
400 U STATES	2304	3808	17457	28502	
	2316	3922	17516	28866	

* Cumulative figures for 1958 relate to period July 1 to September 30. See blue pages at front of report.

IMPORTS INTO CANADA FOR CONSUMPTION

Articles and Countries from which Imported	MONTH OF SEPTEMBER 1958		NINE MONTHS ENDED SEPTEMBER 1958		Class Number
	Quantities	Values (\$)	Quantities	Values (\$)	
NUTS AND BOLTS WASHERS RIVETS	LB				5411
100 U KINGDOM	213153	43965	2647105	477822	
234 AUSTRALIA	3394	823	6568	1785	
305 AUSTRIA	2832	544	64339	9403	
306 BELGIUM	17989	2281	752957	69093	
327 FRANCE			337032	50613	
335 GERMANY W	51135	12576	221673	79525	
344 ITALY			112906	14883	
347 JAPAN	69591	11437	614699	85390	
354 NETHRLNDS	8120	1355	259553	56619	
375 SWEDEN	859	1723	629342	80163	
376 SWITZRLND			116	1120	
400 U STATES	1002958	391414	6445301	2981802	
	1370031	466118	12091591	3908218	
MACHINE AND OTHER SCREWS N D P					5412
100 U KINGDOM		14450		123752	
234 AUSTRALIA				152	
305 AUSTRIA		54		1003	
306 BELGIUM				7962	
327 FRANCE		52		279	
335 GERMANY W		75		3178	
347 JAPAN		689		5477	
354 NETHRLNDS		113		19100	
375 SWEDEN		119		736	
376 SWITZRLND				379	
400 U STATES		155857		1183497	
		171409		1345515	
WOOD SCREWS OF IRON DR STEEL					5413
100 U KINGDOM				2988	
231 HONG KONG				5071	
305 AUSTRIA		651		23351	
306 BELGIUM				1935	
335 GERMANY W		9801		44069	
347 JAPAN		9334		31843	
360 ISRAEL				193	
375 SWEDEN		767		10492	
400 U STATES		7537		66036	
		28090		185978	
FISH HOOKS COMMERCIAL					5421
100 U KINGDOM				10226	
347 JAPAN				569	
359 NORWAY		1372		47211	
400 U STATES		2214		22160	
		3586		80166	
HARDWARE N O P					5422
100 U KINGDOM		30033		258662	
231 HONG KONG				1137	
234 AUSTRALIA				3733	
305 AUSTRIA		396		3395	
317 CZECHO S				5262	
318 DENMARK				221	
327 FRANCE		148		209	
335 GERMANY W		10342		66105	
347 JAPAN		2401		40242	
354 NETHRLNDS		10637		76671	
375 SWEDEN		5050		19776	
400 U STATES		329190		2613874	
		388197		3089287	
LOCKS OF IRON OR STEEL					5423
100 U KINGDOM		3321		27122	
231 HONG KONG				403	
234 AUSTRALIA				3472	
317 CZECHO S				128	
318 DENMARK				1807	
335 GERMANY W		4207		37983	
344 ITALY				662	
347 JAPAN		593		2332	
400 U STATES		82008		512177	
		90129		586086	
SKATES ICE	PR				5425
100 U KINGDOM	5200	7536	86474	127193	
375 SWEDEN			5421	11310	
400 U STATES	432	623	4593	5623	
	5632	8159	96488	144126	
SKATES ROLLER	PR				5426
100 U KINGDOM			156	302	
347 JAPAN			576	368	
400 U STATES			36860	85646	
	3466	6627	37592	86316	
CARPET SWEEPERS	NO				5441
100 U KINGDOM	708	2715	5550	18504	
400 U STATES	838	3100	4314	17788	
	1546	5815	9864	36292	
CLEANERS ELECTRIC VACUUM	NO				5442
100 U KINGDOM	1053	21731	14798	395717	
306 BELGIUM			50	1440	
318 DENMARK	1	70	544	17953	
335 GERMANY W	164	4558	1654	49503	
354 NETHRLNDS	1173	26471	6668	151884	
375 SWEDEN	100	6707	392	26377	
400 U STATES	7939	304152	64078	2466185	
	10430	363689	88184	3109059	
CLEANERS HAND VACUUM AND PARTS					5443
100 U KINGDOM		38700		387198	
318 DENMARK		80		644	
335 GERMANY W				1497	

IMPORTS INTO CANADA FOR CONSUMPTION

103

Articles and Countries from which Imported	MONTH OF SEPTEMBER 1958		NINE MONTHS ENDED SEPTEMBER 1958		Class Number
	Quantities	Values (\$)	Quantities	Values (\$)	
347 JAPAN		1599		11396	
354 NETHRLNDS		1252		6174	
375 SWEDEN		3019		8163	
400 U STATES		191669		1277525	
		236319		1692597	
CLOTHES WRINGERS DOMESTIC					
400 U STATES		18422		144077	5444
		18422		144077	
SEWING MACHINES DOMESTIC	NO				5445
100 U KINGDOM	1190	38722	30567	755860	
215 INDIA			300	3706	
317 CZECHO S			31	854	
327 FRANCE			2	285	
335 GERMANY W	445	39131	2832	226410	
344 ITALY	30	1340	4070	148651	
347 JAPAN	8552	191517	74509	1464462	
354 NETHRLNDS			3	500	
372 SPAIN	300	5790	1200	21679	
375 SWEDEN	7	784	370	24760	
376 SWITZRLND	600	39846	4009	289209	
400 U STATES	5173	288579	32184	1826799	
	16297	605709	150077	4763175	
SEWING MACH ATTACHMNTS DOMESTIC					5446
100 U KINGDOM				29487	
335 GERMANY W		112		901	
344 ITALY				714	
347 JAPAN		1280		24604	
376 SWITZRLND		337		2508	
400 U STATES		33043		219642	
		34772		277856	
SEWING MACHINE PARTS DOMESTIC					5447
100 U KINGDOM		17200		346570	
318 DENMARK				704	
335 GERMANY W		3373		21582	
344 ITALY		64		473	
347 JAPAN		261		12154	
375 SWEDEN		850		940	
376 SWITZRLND		2004		10131	
400 U STATES		84749		586971	
		108501		979525	
CLOTHES DRYERS DOMESTIC ELECTR	NO				5448
100 U KINGDOM				95	
335 GERMANY W			20	747	
400 U STATES	1058	236873	8732	1694533	
	1058	236873	8752	1695375	
WATER PUMPS DOMESTIC	NO				5449
100 U KINGDOM	120	1183	1406	9600	
317 CZECHO S			28	132	
400 U STATES	60	5324	649	46797	
	180	6507	2083	56529	
WASHING MACHINES ELECTRIC	NO				5450
100 U KINGDOM	6	605	89	6464	
400 U STATES	2673	332204	21438	2982275	
	2679	332809	21527	2988739	
WASHING MACHINES N O P	NO				5451
400 U STATES	67	13989	627	106853	
	67	13989	627	106853	
WASHING MACHINE PARTS					5453
100 U KINGDOM		145		494	
376 SWITZRLND				953	
400 U STATES		317409		2515123	
		317554		2516570	
IRONERS DOMESTIC ELECTRIC	NO				5454
400 U STATES	55	1744	479	32005	
	55	1744	479	32005	
ARTICLES FOR SMELTING IRON					5461
100 U KINGDOM				2553	
335 GERMANY W				8177	
400 U STATES		5776		257951	
		5776		268681	
BLOWERS SMELTING APPARATUS					5462
306 BELGIUM				117	
318 DENMARK				19702	
327 FRANCE				11675	
335 GERMANY W				6681	
376 SWITZRLND				139	
400 U STATES		14715		149804	
		14715		188118	
BUDDLES VANNERS SLIME TABLES					5463
400 U STATES		513		33791	
		513		33791	
CAR LOADING MACHINES COAL					5464
400 U STATES		253		1757	
		253		1757	
CHOCK RELEASE APPARATUS					5465
100 U KINGDOM				17042	
				17042	
COAL HEADING MACHINES					5466
400 U STATES		473		103581	
		473		103581	
MINERS LAMPS AND ACCESSORIES					5467
100 U KINGDOM		1768		26047	
335 GERMANY W		942		942	
375 SWEDEN		159		2649	
400 U STATES		47383		293256	
		50252		322894	

IMPORTS INTO CANADA FOR CONSUMPTION

Articles and Countries from which Imported	MONTH OF SEPTEMBER 1958		NINE MONTHS ENDED SEPTEMBER 1958		Class Number
	Quantities	Values (\$)	Quantities	Values (\$)	
AMALGAM SAFES ORE SAMPLERS					5468
100 U KINGDOM		119		3622	
335 GERMANY W		145		707	
400 U STATES		33313		349054	
		33577		353383	
SUNDRY METALLURGICAL APPARATUS					5469
100 U KINGDOM		271437		3587488	
327 FRANCE		1861		278723	
335 GERMANY W		1005		480793	
400 U STATES		119476		3244813	
		393779		7591817	
DIAMOND DRILLS CORE DRILLS					5470
100 U KINGDOM		1728		310174	
400 U STATES		12736		145722	
		14464		455896	
MINE LOADING MACH CONVEYORS					5471
100 U KINGDOM		238545		553773	
327 FRANCE		3872		27727	
375 SWEDEN				17537	
400 U STATES		645939		8215145	
		888356		8814182	
MACHINERY ALLUVIAL MINING					5473
400 U STATES		74786		499309	
		74786		499309	
MACHINERY ORE HANDLING					5474
400 U STATES				14303	
				14303	
MACHINERY ORE CONCENTRATION					5475
100 U KINGDOM		2857		10127	
306 BELGIUM				1216	
381 ALASKA				137	
400 U STATES		56822		913577	
		59679		925057	
MACHINERY METAL REFINING					5476
100 U KINGDOM		9241		142236	
327 FRANCE				1432	
376 SWITZRLND				36198	
400 U STATES		30116		221942	
		39357		401808	
ORE CRUSHERS GRINDING MILLS					5477
100 U KINGDOM		26785		62567	
327 FRANCE		673		129587	
335 GERMANY W				2776	
400 U STATES		95724		1448585	
		123182		1643515	
COAL CUTTERS AUGERS DRILLS					5478
100 U KINGDOM				1862	
400 U STATES		12724		37119	
		12724		38981	
PUMPS PREC METAL EXTRACTION					5480
400 U STATES		19932		278831	
		19932		278831	
ROCK DRILLS AND PARTS					5481
NO					
100 U KINGDOM	12	13252	138	128476	
207 UN SO AFR				31111	
335 GERMANY W	2	703	2	703	
375 SWEDEN	20	24158	44	92588	
400 U STATES	50	184087	254	1270168	
	84	222200	438	1523046	
WELL DRILLING MACHINERY					5482
100 U KINGDOM		4351		131705	
225 TRINIDAD				205416	
335 GERMANY W		13168		27358	
347 JAPAN				840	
359 NORWAY				3262	
400 U STATES		2967269		27632009	
		2984788		28000590	
ADDING MACHINES AND PARTS					5500
NO					
100 U KINGDOM	100	13868	516	79497	
225 TRINIDAD			63	8368	
335 GERMANY W	26	6050	770	92872	
344 ITALY	120	15404	1394	162825	
359 NORWAY	35	1836	326	18403	
375 SWEDEN	113	11772	804	86530	
376 SWITZRLND			115	8161	
400 U STATES	487	161141	4882	1245336	
	681	210071	6870	1701992	
BOOKKEEPING MACHINES AND PARTS					5501
NO					
100 U KINGDOM	10	45304	282	437231	
231 HONG KONG				331	
318 DENMARK			1300	30947	
327 FRANCE		297	23	102914	
335 GERMANY W	1	15922	490	136057	
344 ITALY	200	64894	1786	568202	
354 NETHRLNDS	50	9896	100	14926	
375 SWEDEN	127	20300	640	105030	
376 SWITZRLND			330	51507	
390 GERMANY E				160	
400 U STATES	240	1159814	2817	8486003	
	628	1316427	7768	9933308	
CASH REGISTERS					5502
100 U KINGDOM				1327	
359 NORWAY		2831		29871	
375 SWEDEN		28058		293722	
400 U STATES		33354		211631	
		64243		536551	

IMPORTS INTO CANADA FOR CONSUMPTION

Articles and Countries from which Imported	MONTH OF SEPTEMBER 1958		NINE MONTHS ENDED SEPTEMBER 1958		Class Number
	Quantities	Values (\$)	Quantities	Values (\$)	
CASH REGISTER PARTS					5 503
359 NORWAY				707	
375 SWEDEN		461		7643	
400 U STATES		139964		1420228	
		140425		1428578	
DICTATING MACHINES AND PARTS					5 504
100 U KINGDOM		33563		177437	
306 BELGIUM				111	
318 DENMARK		516		28139	
327 FRANCE				165	
335 GERMANY W		33457		439025	
354 NETHRLNDS		3514		35331	
400 U STATES		68677		844985	
		139727		1525193	
TYPEWRITERS					5 505
100 U KINGDOM	NO				
304 ARGENTINA	2731	156966	26142	1446924	
317 CZECHO S			2	235	
327 FRANCE	259	22000	759	32325	
335 GERMANY W	387	19870	30	2573	
344 ITALY	144	21418	2634	159322	
347 JAPAN			1909	101411	
354 NETHRLNDS			2	179	
375 SWEDEN	151	12008	844	24898	
376 SWITZRLND	193	6848	665	44107	
381 ALASKA			1246	67317	
390 GERMANY E	236	7019	12	100	
400 U STATES	364	69856	353	11344	
	4465	315985	38167	2186170	
TYPEWRITER PARTS					5 506
100 U KINGDOM		4421		147126	
317 CZECHO S		6025		36552	
327 FRANCE		652		6754	
335 GERMANY W		210		8577	
344 ITALY		5455		8021	
354 NETHRLNDS				1432	
375 SWEDEN		1327		6664	
376 SWITZRLND		1736		8484	
400 U STATES		174757		2208574	
		194583		2432184	
MACHINERY 412A PAPER WORKING					5 511
100 U KINGDOM		9079		332999	
234 AUSTRALIA				2280	
306 BELGIUM				17364	
317 CZECHO S				11949	
318 DENMARK				13225	
327 FRANCE		118		492	
335 GERMANY W		132501		823995	
344 ITALY		237		31718	
354 NETHRLNDS				1849	
375 SWEDEN				13062	
376 SWITZRLND				141377	
384 P RICO				3921	
390 GERMANY E		1655		67796	
400 U STATES		726970		7379831	
		870560		8641858	
MACHINERY 412A CELLULOSE					5 512
100 U KINGDOM				10653	
335 GERMANY W				2081	
400 U STATES		3883		19088	
		3883		31822	
NEWSPAPER PRESSES AND PARTS					5 513
100 U KINGDOM	NO				
335 GERMANY W	1	76469	1	190503	
375 SWEDEN			1	76469	
400 U STATES	3	62703	8	446798	
	4	139172	11	728761	
FLAT BED CYL PRESSES AND PARTS					5 514
100 U KINGDOM	NO				
400 U STATES		70	2	23913	
		597	4	16404	
		667	6	40317	
PRINTING PRESSES N O P AND PTS					5 515
100 U KINGDOM	NO				
317 CZECHO S	89	45264	3660	967249	
318 DENMARK			13	19936	
327 FRANCE	64	2573	356	26501	
335 GERMANY W		1315		7408	
344 ITALY	31	138583	265	726029	
347 JAPAN		122	68	3455	
354 NETHRLNDS			1	22222	
361 PANAMA			20	40945	
375 SWEDEN			12	12000	
376 SWITZRLND	1	459	53	128193	
390 GERMANY E			14	176543	
400 U STATES		514	20	89058	
	573	392573	5066	5301714	
	758	581403	9548	7521253	
TYPECASTING MACHINES AND PARTS					5 516
100 U KINGDOM		63		10509	
234 AUSTRALIA				647	
318 DENMARK				310	
335 GERMANY W				24491	
344 ITALY				3609	
400 U STATES		117334		1840789	
		117397		1880385	
TYPENAKING ACCESSORIES AND PTS					5 517
100 U KINGDOM				1177	

IMPORTS INTO CANADA FOR CONSUMPTION

Articles and Countries from which Imported	MONTH OF SEPTEMBER 1958		NINE MONTHS ENDED SEPTEMBER 1958		Class Number
	Quantities	Values (\$)	Quantities	Values (\$)	
335 GERMANY W				93	
400 U STATES		3550		55145	
SHOVELS POWER NOT MADE IN O P	NO	3550		56415	5518
100 U KINGDOM	1	8499	19	174142	
335 GERMANY W			1	66180	
400 U STATES	12	242382	223	2560962	
SHOVELS POWER KIND MADE IN O P	13	250881	243	2801284	5519
100 U KINGDOM	NO		8	117390	
344 ITALY			5	86745	
347 JAPAN			2	21725	
400 U STATES	12	323555	218	4879146	
SHOVELS POWER PARTS OF IN O P	12	323555	233	5105006	5520
100 U KINGDOM		3462		67040	
327 FRANCE		162		162	
335 GERMANY W				67	
344 ITALY				10656	
347 JAPAN				2603	
381 ALASKA				300	
400 U STATES		521238		5732275	
AIR COMPRESSING MACH AND PARTS		524862		5813103	5521
100 U KINGDOM		95070		835788	
305 AUSTRIA				1338	
306 BELGIUM				50139	
317 CZECHOS				8619	
327 FRANCE		576		27333	
335 GERMANY W		1168		26142	
344 ITALY		290		12850	
347 JAPAN				1796	
354 NETHRLNDS				3875	
375 SWEDEN		8684		41673	
376 SWITZRLND				7933	
400 U STATES				550	
BAKERY MACHINERY AND PARTS		898205		11600263	5522
100 U KINGDOM		1003993		12618299	
305 AUSTRIA		3353		194047	
318 DENMARK				971	
327 FRANCE				2698	
335 GERMANY W				1612	
344 ITALY				58012	
354 NETHRLNDS		2553		2711	
360 ISRAEL				11924	
375 SWEDEN				446	
400 U STATES		318872		2198	
COAL CARBONIZING MACH AND PTS		324778		2339803	5524
327 FRANCE		4200		4200	
400 U STATES		1075		2518	
SEWING MACHINES INDUSTRIAL	NO	5275		6718	5525
100 U KINGDOM	10	4691	226	34097	
306 BELGIUM				3360	
318 DENMARK	1	2002	5	11029	
327 FRANCE			3	1212	
335 GERMANY W	20	4288	1044	129806	
344 ITALY			27	3143	
347 JAPAN			249	17664	
372 SPAIN			100	5655	
375 SWEDEN			107	6521	
376 SWITZRLND			31	2110	
400 U STATES	473	196301	2795	1456589	
CLAY PRODUCTS MACH AND PARTS	504	207282	4587	1671186	5526
100 U KINGDOM		406		9925	
236 NEW ZEAL				250	
400 U STATES		20368		154381	
COAL COKE AND GAS MACH AND PTS		20774		164556	5527
100 U KINGDOM				3614	
400 U STATES		762606		6589836	
WASTE RECOVERY MACH AND PARTS		762606		6593450	5528
100 U KINGDOM		215		347	
400 U STATES		42590		261795	
COAL HANDLING MACHINES AND PTS		42805		262142	5529
100 U KINGDOM				7748	
400 U STATES		3009		117956	
CONCRETE MIXING MACH AND PARTS	NO	3009		125704	5530
100 U KINGDOM		270	3	5734	
335 GERMANY W			19	30814	
376 SWITZRLND			4	2521	
400 U STATES	35	120183	411	1173174	
ROCK DRILL BITS	35	120453	437	1212243	5531
100 U KINGDOM	NO	465	4473	29185	
207 UN SO AFR	19221	119654	44521	222908	
305 AUSTRIA			568	4513	
335 GERMANY W			606	3405	
366 PORTUGAL			36	264	

IMPORTS INTO CANADA FOR CONSUMPTION

Articles and Countries from which Imported	MONTH OF SEPTEMBER 1958		NINE MONTHS ENDED SEPTEMBER 1958		Class Number
	Quantities	Values (\$)	Quantities	Values (\$)	
375 SWEDEN	2379	26454	25421	259800	
400 U STATES	4274	42109	33579	732975	
DENTAL ENGINES ELECTRIC	26339	191511	109204	1253050	5532
100 U KINGDOM	NO				
400 U STATES	4	1038	20	4003	
HAND FIRE EXTINGUISHERS	16	3000	284	46417	
100 U KINGDOM	20	4038	304	50420	5534
224 JAMAICA		1318		17964	
335 GERMANY W				173	
347 JAPAN				103	
400 U STATES		85978		526	
FERTILIZER MACHINERY AND PARTS		87296		975976	
100 U KINGDOM				994742	5535
318 DENMARK				53446	
335 GERMANY W				485	
359 NORWAY				126	
400 U STATES		6712		295	
FISH PREPARING MACH AND PARTS		6712		48221	
318 DENMARK				102573	5536
335 GERMANY W		111		1202	
400 U STATES		11022		105149	
REFRIGERATING MACH AND PARTS		507		37054	
100 U KINGDOM		11640		143405	5537
318 DENMARK				3391	
327 FRANCE		1702		8860	
335 GERMANY W				4702	
354 NETHRLNDS				7093	
400 U STATES		529047		9795	
LAWN MOWERS POWER AND PARTS		534140		6395684	
100 U KINGDOM	NO			6560487	5538
400 U STATES	10	889	1164	73834	
LAWN MOWERS N O P	201	30166	26430	2030722	
100 U KINGDOM	211	31055	27594	2104556	5539
400 U STATES	NO				
LEATHER MACHINERY AND PARTS	7	54	38165	294098	
100 U KINGDOM			8886	116465	
335 GERMANY W	7	54	47051	410563	5540
400 U STATES				5556	
LOGGING MACHINERY AND PARTS		16165		1246	
100 U KINGDOM				233057	
306 BELGIUM		16165		239859	5541
335 GERMANY W				20613	
347 JAPAN				204038	
354 NETHRLNDS				1013	
375 SWEDEN				19061	
400 U STATES		953068		87270	
METAL DRILLING MACH AND PARTS		976388		20855	
100 U KINGDOM				5666	
305 AUSTRIA				5407138	
306 BELGIUM				5745041	5542
317 CZECHO S		64521		448007	
327 FRANCE		1492		1492	
335 GERMANY W				1625	
344 ITALY		66		86559	
347 JAPAN				1030	
354 NETHRLNDS				196942	
365 POLAND				48748	
366 PORTUGAL				2137	
375 SWEDEN				729	
376 SWITZRLND		487		3310	
400 U STATES		7532		297	
METAL GRINDING MACH AND PARTS		269523		10265	
100 U KINGDOM		361099		36025	
207 UN SO AFR				1770454	
306 BELGIUM				2607620	5543
317 CZECHO S				21350	
327 FRANCE				473137	
335 GERMANY W				1380	
344 ITALY				187	
347 JAPAN				30612	
354 NETHRLNDS				16605	
375 SWEDEN				144596	
376 SWITZRLND				2454	
400 U STATES		314245		5810	
METALWORKING LATHES AND PARTS		359304		4704	
100 U KINGDOM				28165	
305 AUSTRIA				27819	
306 BELGIUM				28165	
317 CZECHO S				1546	
318 DENMARK				314245	
327 FRANCE				359304	5544
335 GERMANY W				52372	
344 ITALY				3179	
375 SWEDEN				8286	
				7625	
				26692	
				235	
				8988	
				580544	
				55387	
				3003	

IMPORTS INTO CANADA FOR CONSUMPTION

Articles and Countries from which Imported	MONTH OF SEPTEMBER 1958		NINE MONTHS ENDED SEPTEMBER 1958		Class Number
	Quantities	Values (\$)	Quantities	Values (\$)	
376 SWITZRLNO		578		22143	
400 U STATES		212376		2095688	
METAL MILLING MACHINES AND PTS		327521		3728016	5545
100 U KINGDOM		13831		284662	
306 BELGIUM				904	
317 CZECHO S		142		36051	
318 DENMARK		10775		40659	
327 FRANCE				20973	
335 GERMANY W		18876		160716	
344 ITALY		7307		127825	
375 SWEDEN				5733	
376 SWITZRLNO				53197	
400 U STATES		58440		2659955	
METALWORKING PLANERS AND PARTS		109371		3390675	5546
100 U KINGDOM		1074		37865	
335 GERMANY W				38049	
400 U STATES		539		37108	
METALWORKING PRESSES AND PARTS		1613		113022	5547
100 U KINGDOM		7115		471812	
317 CZECHO S				5262	
318 DENMARK				1208	
327 FRANCE				26334	
335 GERMANY W		15665		120775	
344 ITALY				4391	
375 SWEDEN				4198	
376 SWITZRLNO				909	
400 U STATES		492467		4443469	
METAL ROLLING MILL MCH AND PTS		515247		5078358	5548
100 U KINGDOM		684308		921222	
335 GERMANY W		8609		1130444	
344 ITALY				932	
376 SWITZRLNO				4685	
400 U STATES		1224655		3673170	
METAL SHAPERS SLOTTERS AND PTS		1917572		5730453	5549
100 U KINGDOM		251		138718	
207 UN SO AFR				1652	
335 GERMANY W		2065		15137	
375 SWEDEN		1102		11573	
400 U STATES		55578		278394	
MÉTALWORKING MCH N O P AND PTS		58996		445474	5550
100 U KINGDOM		64388		635498	
305 AUSTRIA				723	
306 BELGIUM				6049	
317 CZECHO S				82	
318 DENMARK				22092	
335 GERMANY W		23124		955281	
344 ITALY		2613		5606	
354 NETHRLNOS				1902	
359 NORWAY				2980	
375 SWEDEN		5004		33172	
376 SWITZRLNO				6292	
400 U STATES		885607		6387245	
MOTION PICTURE PROJECTORS		980736		8056922	5551
100 U KINGDOM		2948		36427	
305 AUSTRIA		14043		145489	
306 BELGIUM				441	
317 CZECHO S				162	
327 FRANCE		102		4541	
335 GERMANY W		1576		18169	
344 ITALY		6552		12276	
347 JAPAN		2747		50875	
354 NETHRLNOS				286	
376 SWITZRLNO				30332	
400 U STATES		468926		2111776	
CRANES ETC NOT MADE IN CANAOA	NO	496894		2410774	5552
100 U KINGDOM	4	372	117	122867	
305 AUSTRIA			1	3840	
318 DENMARK			3	1090	
327 FRANCE			2	10124	
335 GERMANY W			1	14163	
375 SWEDEN			73	54515	
400 U STATES	63	180820	666	2913980	
CRANES ETC KIND MADE IN CANAOA	NO	67	863	3120579	5553
100 U KINGDOM	7	42548	119	443761	
318 DENMARK			1	437	
327 FRANCE	100	6267	154	12379	
335 GERMANY W			13	6155	
347 JAPAN			1	96	
354 NETHRLNOS			2	1489	
359 NORWAY			84	18587	
375 SWEDEN		49480	74	257264	
400 U STATES	17	152664	2183	2517252	
CRANES HOISTS ETC NOP PARTS OF	290	250959	2631	3257420	5554
100 U KINGDOM		15819		449710	
327 FRANCE		381		10304	
335 GERMANY W		2297		14772	

IMPORTS INTO CANADA FOR CONSUMPTION

109

Articles and Countries from which Imported	MONTH OF SEPTEMBER 1958		NINE MONTHS ENDED SEPTEMBER 1958		Class Number
	Quantities	Values (\$)	Quantities	Values (\$)	
359 NORWAY				1599	
375 SWEDEN		763		17494	
376 SWITZRLND				7342	
400 U STATES		172351		1634141	
OZONE GENERATORS AND PARTS		191611		2135362	5555
100 U KINGDOM				337	
327 FRANCE				12558	
335 GERMANY W				751	
400 U STATES		2271		80010	
PAPER MILL MACHINES AND PARTS		2271		93656	
100 U KINGDOM					5556
305 AUSTRIA		29924		662396	
327 FRANCE		712		22515	
335 GERMANY W		2397		5283	
359 NORWAY				109117	
375 SWEDEN				2381	
376 SWITZRLND				118131	
400 U STATES		512744		38953	
PULP MILL MACHINES AND PARTS		545777		10715304	
100 U KINGDOM					5557
335 GERMANY W		105		2947	
375 SWEDEN		13923		677	
400 U STATES		20853		16143	
POWER PUMPS N O P AND PARTS		34881		665180	
100 U KINGDOM	NO			684947	5558
207 UN SO AFR	46	82735	2418	875265	
306 BELGIUM				198	
318 DENMARK	2	911	9	1932	
327 FRANCE	2	2337	8	2803	
335 GERMANY W	45	6213	675	15025	
344 ITALY			2	51028	
352 MEXICO			4	6135	
354 NETHRLNDS			4	2957	
375 SWEDEN	25	10171	174	21606	
376 SWITZRLND			2	162583	
400 U STATES	5442	888412	36678	3499	
RIFLE MAKING MACHINERY	5562	990779	39974	8023576	
100 U KINGDOM				9166607	5559
400 U STATES		359		150	
ROAD MAKING MACHINERY AND PTS		359		53600	
100 U KINGDOM				53750	5560
327 FRANCE		40427		294462	
347 JAPAN				5925	
381 ALASKA				11904	
400 U STATES		577298		600	
TRENCH AND DITCH MACH AND PTS		617725		5044725	
100 U KINGDOM				5357616	5561
400 U STATES		12632		9216	
ROLLERS STREET ROAD AND PARTS		12632		80957	
100 U KINGDOM	NO			90173	5562
381 ALASKA	3	15937	26	157212	
400 U STATES			1	354	
ROLLS CAST FOR ROLLING STEEL	26	102345	464	1479451	
100 U KINGDOM	29	118282	491	1637017	
335 GERMANY W					5563
400 U STATES		22226		96694	
SAWMILL MACHINERY AND PARTS		192146		11803	
305 AUSTRIA		214372		1561943	
306 BELGIUM				1670440	5564
335 GERMANY W		4338		2746	
375 SWEDEN		608		36344	
400 U STATES		37703		134153	
SCRAPERS RAILWAY OR ROAD		42649		29388	
100 U KINGDOM				490813	5565
381 ALASKA				693444	
400 U STATES		103930		57544	
SHOE MACHINERY AND PARTS		103930		5880	
100 U KINGDOM				1758308	5566
317 CZECHO S		1617		1831732	
318 DENMARK		781		72239	
327 FRANCE				124	
335 GERMANY W		2091		12470	
344 ITALY		959		5888	
354 NETHRLNDS				21602	
400 U STATES		85515		6938	
ROLLS CAST FOR ROLLING PAPER		90963		794	
100 U KINGDOM				672778	5567
400 U STATES		9877		792833	
STREET CLEANING MACH AND PARTS		54352		103232	
100 U KINGDOM		64229		592590	5569
400 U STATES				695822	
		28967		2047	
		28967		458464	
				460511	

IMPORTS INTO CANADA FOR CONSUMPTION

Articles and Countries from which Imported	MONTH OF SEPTEMBER 1958		NINE MONTHS ENDED SEPTEMBER 1958		Class Number
	Quantities	Values (\$)	Quantities	Values (\$)	
BEEF SUGAR MACHINERY AND PARTS 100 U KINGDOM 335 GERMANY W 400 U STATES		405		3464 3883 260967	5570
		14349		268314	
VENEER ORYING MACHINES AND PTS 335 GERMANY W 400 U STATES		750		17348 44682	5571
		750		62030	
WATER METERS N O P AND PARTS 100 U KINGDOM 335 GERMANY W 400 U STATES	NO 1 10 11	6181 1791 3486 11458	102 120 222	27761 1791 31977 61529	5572
WATER TURBINES AND PARTS 100 U KINGDOM 327 FRANCE 335 GERMANY W 344 ITALY 375 SWEDEN 400 U STATES		7746 423 68551 76720		112082 130848 7746 122735 138790 1210880 1723081	5573
WIRE STITCHER STAPLERS AND PTS 100 U KINGDOM 305 AUSTRIA 335 GERMANY W 344 ITALY 347 JAPAN 359 NORWAY 375 SWEDEN 376 SWITZRLND 400 U STATES		2938 67 108 570 4359 80234 88276		17528 1394 4067 913 3416 752 46513 128 753170 827881	5574
YARN CORD FABRIC MACH AND PTS 100 U KINGDOM 305 AUSTRIA 306 BELGIUM 317 CZECHO S 318 DENMARK 327 FRANCE 335 GERMANY W 344 ITALY 347 JAPAN 352 MEXICO 354 NETHRLNDS 359 NORWAY 375 SWEDEN 376 SWITZRLNO 390 GERMANY E 400 U STATES		174245 1589 1454 2018 68679 1824 4337 22405 14208 1030323 1321082		1745459 4451 10576 707 4439 63715 230485 75284 1758 7506 6655 144 26895 152330 415 10074689 12405508	5575
ALL MACHINERY N O P AND PARTS 100 U KINGDOM 205 RHOD NYAS 207 UN SO AFR 231 HONG KONG 234 AUSTRALIA 236 NEW ZEAL 305 AUSTRIA 306 BELGIUM 317 CZECHO S 318 DENMARK 326 FINLAND 327 FRANCE 335 GERMANY W 344 ITALY 347 JAPAN 354 NETHRLNDS 359 NORWAY 361 PANAMA 375 SWEDEN 376 SWITZRLND 381 ALASKA 383 HAWAII 384 P RICO 387 VENEZUELA 390 GERMANY E 400 U STATES		833828 228 2860 105782 23880 7730 828587 56420 19672 4421 446 49813 52521 588 3510 367 9307699 11298352		8082619 2974 2434 59 26203 76 340582 243099 3992 163128 1589 295112 3590337 370162 118941 125289 7317 203 417807 396411 685 1548 168545 957 1174 82753492 97114735	5576
CIGARETTE CIGAR MACH AND PARTS 100 U KINGDOM 207 UN SO AFR 327 FRANCE 335 GERMANY W 375 SWEDEN 376 SWITZRLND 384 P RICO 400 U STATES		304881 16836 5697 2438 98755 428607		2170350 7594 1865 707070 114432 607 2438 1015080 4019436	5577
VENEER OR PLYWOOD MACH AND PTS 100 U KINGDOM 335 GERMANY W 400 U STATES		79 7336 7415		3234 35045 185995 224274	5578
PURIFIERS FOR FISH OILS 400 U STATES		3088 3088		3088 3088	5579

IMPORTS INTO CANADA FOR CONSUMPTION

Articles and Countries from which Imported	MONTH OF SEPTEMBER 1958		NINE MONTHS ENDED SEPTEMBER 1958		Class Number
	Quantities	Values (\$)	Quantities	Values (\$)	
FORGED STEEL ROLLS					5 580
100 U KINGDOM		18962		204376	
335 GERMANY W				1130	
400 U STATES		44907		609045	
		63869		814551	
FIXED METERS GAUGES FOR LIQUID					5 581
100 U KINGDOM		136		14577	
335 GERMANY W		737		7301	
359 NORWAY				1656	
400 U STATES		85549		443521	
		86422		467055	
AIR CONDITIONING APPARATUS NOP					5 582
100 U KINGDOM		43211		609490	
207 UN SO AFR		2898		7981	
306 BELGIUM				9813	
335 GERMANY W				20173	
354 NETHRLNOS				77	
375 SWEDEN		103		40274	
376 SWITZRLND				6878	
400 U STATES		819480		7220071	
		865692		7914757	
DIES IN THE ROUGH					5 583
100 U KINGDOM		66		2437	
327 FRANCE				380	
400 U STATES		5885		45594	
		5951		48411	
BOTTLING MACHINES AND PARTS					5 584
100 U KINGDOM				13608	
327 FRANCE				1582	
335 GERMANY W		52		13464	
400 U STATES		144309		1923432	
		144361		1952086	
BULLDOZERS EARTHMOVERS AND PTS					5 585
NO	13	36880	77	360425	
100 U KINGDOM				1447	
335 GERMANY W				448	
344 ITALY				4444	
375 SWEDEN				2818	
381 ALASKA			2	9668606	
400 U STATES	46	917930	487	10038188	
	59	954810	566		
CONVEYING EQUIPMENT AND PARTS					5 586
100 U KINGDOM		102190		618407	
207 UN SO AFR				1330	
306 BELGIUM				50021	
327 FRANCE				52081	
335 GERMANY W				389625	
344 ITALY				2820	
347 JAPAN				9202	
354 NETHRLNOS		885		1907	
359 NORWAY		487		487	
375 SWEDEN				12450	
376 SWITZRLND		4746		19092	
381 ALASKA		56		56	
400 U STATES		463123		4129773	
		571487		5287251	
POWER JACKS AND PARTS					5 587
NO	12	2008	1247	59093	
100 U KINGDOM			1	84	
318 DENMARK			10	311	
327 FRANCE	10	311	16	1080	
335 GERMANY W	2	115	3	342	
344 ITALY			15	128	
354 NETHRLNOS		219	2687	48042	
375 SWEDEN			30382	1167205	
400 U STATES	3203	124018	34361	1276285	
	3227	126671			
STONE CRUSHING MACH AND PARTS					5 588
100 U KINGDOM		18029		198955	
306 BELGIUM				864	
335 GERMANY W				3088	
400 U STATES		453035		3118072	
		471064		3320979	
WOODWORKING MACH AND PARTS NOP					5 589
100 U KINGDOM		43971		293401	
305 AUSTRIA				2462	
306 BELGIUM		55		7229	
318 DENMARK				290	
335 GERMANY W		5116		146318	
344 ITALY				4326	
347 JAPAN				2446	
354 NETHRLNOS		1423		1732	
359 NORWAY				231	
375 SWEDEN		727		12577	
376 SWITZRLND				38047	
400 U STATES		560725		3548509	
		612017		4057568	
AIR CONOITIONERS ROOM SIZE					5 590
NO			66	2348	
100 U KINGDOM			6	1057	
335 GERMANY W				1789045	
400 U STATES	51	8871	11826	1792450	
	51	8871	11898		
FRONT END LOADERS SHOVELS PTS					5 591
NO		187	45	36634	
100 U KINGDOM				589	
335 GERMANY W				1795	
347 JAPAN				6937750	
400 U STATES	31	710530	407	6976768	
	31	710717	452		

IMPORTS INTO CANADA FOR CONSUMPTION

Articles and Countries from which Imported	MONTH OF SEPTEMBER 1958		NINE MONTHS ENDED SEPTEMBER 1958		Class Number
	Quantities	Values (\$)	Quantities	Values (\$)	
SPRINGS FOR RAILWAY VEHICLES 400 U STATES		4426		91467	5592
		4426		91467	
SPRINGS FOR OTHER VEHICLES 400 U STATES		2617		25669	5593
		2617		25669	
SPRINGS FOR FURNITURE 318 DENMARK 354 NETHRLNDS 400 U STATES		12602		67823	5594
		12602		68605	
SPRINGS FOR CLOCKS 100 U KINGDOM 335 GERMANY W 400 U STATES		95		647	5595
		95		234	
		95		4851	
		95		5732	
BATHS BATHTUBS IRON OR STEEL 100 U KINGDOM 335 GERMANY W 400 U STATES		8809		2136	5600
		130435		69631	
		139244		847652	
		139244		919419	
BASINS CLOSETS SINKS 100 U KINGDOM 335 GERMANY W 375 SWEDEN 376 SWITZRLND 400 U STATES		10324		96295	5601
		3220		19322	
		4031		43415	
		133520		345	
		151095		991255	
		151095		1150632	
CONTAINERS TINPLATE FOR FOOD 400 U STATES		261719		1494934	5602
		261719		1494934	
CONTAINERS TINPLATE N O P 100 U KINGDOM 335 GERMANY W 354 NETHRLNDS 376 SWITZRLND 400 U STATES		3254		40474	5603
		100		2240	
		184		3206	
		508640		466	
		512178		2406775	
		512178		2453161	
HOLLOW WARE ENAMELLED IRON 100 U KINGDOM 231 HONG KONG 306 BELGIUM 318 DENMARK 327 FRANCE 335 GERMANY W 354 NETHRLNDS 359 NORWAY 375 SWEDEN 376 SWITZRLND 400 U STATES		577		7753	5604
		577		142	
		219		5814	
		219		7348	
		128		1168	
		128		4470	
		128		7556	
		128		113	
		128		1529	
		128		197	
		29521		189542	
		30445		225632	
HOLLOW WARE IRON N O P 100 U KINGDOM 318 DENMARK 327 FRANCE 335 GERMANY W 344 ITALY 347 JAPAN 354 NETHRLNDS 359 NORWAY 375 SWEDEN 376 SWITZRLND 400 U STATES		3571		62689	5605
		702		5508	
		4205		4299	
		4205		23749	
		4205		156	
		10357		42419	
		512		1702	
		958		746	
		958		9455	
		958		61	
		317627		2396569	
		337932		2547353	
KITCHEN DAIRY HOLLOW WARE TIN 100 U KINGDOM 335 GERMANY W 347 JAPAN 400 U STATES		10866		3205	5606
		10866		59856	
		10866		8691	
		13203		90100	
		24069		161852	
MFRS OF TIN AND TINPLATE N O P 100 U KINGDOM 225 TRINIDAD 231 HONG KONG 306 BELGIUM 327 FRANCE 335 GERMANY W 344 ITALY 347 JAPAN 352 MEXICO 354 NETHRLNDS 359 NORWAY 375 SWEDEN 381 ALASKA 400 U STATES		4063		55087	5607
		4063		162	
		4063		292	
		4063		2581	
		285		5438	
		5936		26962	
		5936		339	
		5936		2896	
		5936		301	
		1886		8081	
		1886		902	
		1886		438	
		1886		242	
		351647		2897374	
		363817		3001095	
ANVILS AND VISES 100 J KINGDOM 317 CZECHO S 335 GERMANY W 347 JAPAN 354 NETHRLNDS 375 SWEDEN 400 U STATES		23260		144773	5621
		23260		246	
		1852		7977	
		767		2903	
		108		159	
		108		108	
		17622		123176	
		43609		279342	

IMPORTS INTO CANADA FOR CONSUMPTION

Articles and Countries from which Imported	MONTH OF SEPTEMBER 1958		NINE MONTHS ENDED SEPTEMBER 1958		Class Number
	Quantities	Values (\$)	Quantities	Values (\$)	
AUGERS BITS AND DRILLS					5 6 2 2
100 U KINGDOM		48760		601930	
234 AUSTRALIA		8819		78318	
305 AUSTRIA		1897		17994	
318 DENMARK		233		8845	
327 FRANCE		1037		17554	
335 GERMANY W		16270		171044	
344 ITALY				12837	
347 JAPAN		3152		21261	
354 NETHRLNDS				5283	
360 ISRAEL				2238	
375 SWEODN		2731		58458	
376 SWITZRLND				2272	
384 P RICO				340	
400 U STATES		69335		704248	
		152234		1702622	
AXES	DOZ				5 6 2 3
100 U KINGDOM			1736	18004	
335 GERMANY W			1088	12886	
347 JAPAN			5	62	
375 SWEODN	80	815	4157	51007	
400 U STATES	57	1837	376	8445	
	137	2652	7362	90404	
FILES N O P AND RASPS	00Z				5 6 2 4
100 U KINGDOM	1384	4120	22137	80812	
335 GERMANY W	978	2378	10637	26201	
344 ITALY			287	400	
347 JAPAN			96	168	
354 NETHRLNDS			14	101	
366 PORTUGAL			1322	2987	
375 SWEDEN	121	1400	7561	26487	
376 SWITZRLNO			253	1344	
400 U STATES	6543	52396	45556	314261	
	9026	60294	87863	452761	
HACK SAW BLADES					5 6 2 5
100 U KINGDOM		5643		87637	
234 AUSTRALIA				2166	
305 AUSTRIA		162		528	
335 GERMANY W		492		12709	
344 ITALY		762		1452	
347 JAPAN		663		1022	
359 NORWAY				259	
375 SWEDEN				8440	
400 U STATES		5579		77472	
		13301		191685	
SAWS N O P					5 6 2 6
100 U KINGDOM		3063		51481	
305 AUSTRIA				273	
306 BELGIUM		390		390	
317 CZECHO S		451		1406	
318 DENMARK		540		2751	
335 GERMANY W		8432		97483	
344 ITALY		79		463	
347 JAPAN		995		17243	
359 NORWAY		942		8077	
375 SWEDEN		5479		50995	
376 SWITZRLNO				1104	
400 U STATES		19628		177451	
		39999		409117	
WRENCHES					5 6 2 7
100 U KINGDOM		6780		58666	
225 TRINIDAD				172	
234 AUSTRALIA				213	
305 AUSTRIA		836		2125	
317 CZECHO S		58		58	
318 DENMARK				620	
327 FRANCE				2009	
335 GERMANY W		28215		316167	
344 ITALY		1820		22918	
347 JAPAN		5011		36218	
375 SWEDEN		157		9108	
376 SWITZRLNO				257	
400 U STATES		173859		1598022	
		216736		2046553	
ADZES CLEAVERS HATCHETS PLANES					5 6 2 8
100 U KINGDOM		8324		136130	
234 AUSTRALIA				4000	
305 AUSTRIA				2018	
317 CZECHO S				2952	
327 FRANCE				1439	
335 GERMANY W		33869		274861	
344 ITALY		147		4647	
347 JAPAN		5262		23060	
354 NETHRLNDS				124	
375 SWEODN		16222		69886	
376 SWITZRLND				655	
381 ALASKA				126	
400 U STATES		82836		717736	
		146660		1237634	
ENGINEERS PRECISION TOOLS					5 6 2 9
100 U KINGDOM		36571		325706	
207 UN SO AFR				2196	
234 AUSTRALIA				2156	
305 AUSTRIA		89		89	
306 BELGIUM				12812	
317 CZECHO S		214		214	

IMPORTS INTO CANADA FOR CONSUMPTION

Articles and Countries from which Imported	MONTH OF SEPTEMBER 1958		NINE MONTHS ENDED SEPTEMBER 1958		Class Number
	Quantities	Values (\$)	Quantities	Values (\$)	
318 DENMARK		410		8116	
326 FINLAND				88	
327 FRANCE				5279	
335 GERMANY W		35044		366975	
344 ITALY		1330		44805	
347 JAPAN		1145		94251	
354 NETHRLNDS				661	
375 SWEDEN				30058	
376 SWITZRLND		15963		166272	
390 GERMANY E				104	
400 U STATES		411168		3973082	
TOOLS N O P		501934		5032864	5630
100 U KINGDOM		46877		518842	
231 HONG KONG				948	
234 AUSTRALIA		775		2704	
305 AUSTRIA		775		9528	
306 BELGIUM		100		208	
317 CZECHO S		1603		14084	
318 DENMARK				1418	
327 FRANCE		1197		26584	
335 GERMANY W		28195		313425	
344 ITALY		6201		19050	
347 JAPAN		13639		133352	
354 NETHRLNDS		241		6777	
359 NORWAY				2142	
375 SWEDEN		1483		30118	
376 SWITZRLND		1031		18826	
387 VENEZUELA				157	
400 U STATES		658781		5744497	
FILES MANICURE		760898		6842660	5631
100 U KINGDOM		3542		10503	
305 AUSTRIA		2091		2091	
327 FRANCE		66		472	
335 GERMANY W		410		11817	
400 U STATES		3497		15657	
TOOLS FOR USE IN MACHINES		9606		40540	5632
100 U KINGDOM		65177		655668	
231 HONG KONG		1768		1768	
234 AUSTRALIA				8472	
305 AUSTRIA		837		8864	
306 BELGIUM				1098	
318 DENMARK				1030	
326 FINLAND				735	
327 FRANCE		3759		7167	
335 GERMANY W		23145		115279	
344 ITALY		1672		5990	
354 NETHRLNDS				2998	
375 SWEDEN		5057		47095	
376 SWITZRLND		1563		20019	
400 U STATES		703425		6316382	
AUTOMOBILES FREIGHT NEW	NO	806403		7192565	5641
100 U KINGDOM	76	81580	942	1137359	
327 FRANCE	4	3812	82	65286	
335 GERMANY W	129	134163	1875	1857374	
400 U STATES	295	1506529	3114	14983414	
AUTOS PASS NEW UNDER 1200 DOL	NO	504	6013	18043433	5642
100 U KINGDOM	2211	2294414	23672	24037370	
317 CZECHO S	16	14031	268	202726	
327 FRANCE	357	307429	3580	3120814	
335 GERMANY W	1874	1426947	18845	14205590	
344 ITALY	108	79651	749	571090	
347 JAPAN			1	965	
400 U STATES			49	43603	
AUTOS PASS NEW 1200 TO 210000L	NO	4566	47164	42182158	5643
100 U KINGDOM	1470	1934419	9947	13441356	
327 FRANCE	3	4924	173	246571	
335 GERMANY W	212	302464	2444	3588113	
344 ITALY	2	2820	13	18802	
375 SWEDEN	42	52221	269	336657	
400 U STATES	141	242333	3975	6458987	
AUTOS PASS NEW N O P	NO	1870	16821	24090486	5644
100 U KINGDOM	46	138937	479	1401139	
327 FRANCE	1	3780	3	8884	
335 GERMANY W	53	159257	244	680553	
344 ITALY	1	2169	7	18031	
400 U STATES	575	1720433	7927	25321666	
MOTOR OMNIBUSES NEW	NO	676	8660	27430273	5645
100 U KINGDOM			6	11448	
335 GERMANY W	40	51674	451	550867	
400 U STATES	53	219223	283	3546537	
PARTS OF MOTOR BUS BODIES 4381		93	740	4108852	5646
100 U KINGDOM		113		4041	
306 BELGIUM				70	
335 GERMANY W		2475		15241	
354 NETHRLNDS				164	
400 U STATES		395562		4284642	
		398150		4304158	

IMPORTS INTO CANADA FOR CONSUMPTION

115

Articles and Countries from which Imported	MONTH OF SEPTEMBER 1958		NINE MONTHS ENDED SEPTEMBER 1958		Class Number
	Quantities	Values (\$)	Quantities	Values (\$)	
AXLES BRAKES CLUTCHES TRUCK 100 U KINGDOM 335 GERMANY W 375 SWEDEN 381 ALASKA 400 U STATES		4039 6172		81543 40048 50 267	5648
		1371430		13053586	
AUTOMOBILE PARTS N O P 100 U KINGDOM 234 AUSTRALIA 306 BELGIUM 317 CZECHO S 318 DENMARK 327 FRANCE 335 GERMANY W 344 ITALY 347 JAPAN 354 NETHRLNDS 375 SWEDEN 381 ALASKA 384 P RICO 400 U STATES		413062 782 3228 48465 128665 2204 282 2363 3059		3140912 3490 15358 12369 3687 130531 1200256 23315 7412 2497 33444 1030 5077	5650
		14855268		151690277	
		15457378		156269655	
BICYCLES N O P 100 U KINGDOM 317 CZECHO S 327 FRANCE 335 GERMANY W 344 ITALY 347 JAPAN 354 NETHRLNDS 375 SWEDEN 376 SWITZRLND 400 U STATES	NO 4674 825	95486 7710	92238 5390 2 2620 754 524 763 4 400 1281	1836846 50923 211 27363 17193 13750 11908 162 2812 18107	5651
	5552	104311	103976	1979275	
BICYCLE AND TRICYCLE PARTS 100 U KINGDOM 317 CZECHO S 327 FRANCE 335 GERMANY W 344 ITALY 347 JAPAN 354 NETHRLNDS 375 SWEDEN 400 U STATES		22484 3996 997 4460 2756		409609 3980 242 76387 438 5027 435 18315 21902	5652
		34693		536335	
CARS RAILWAY BOX AND FLAT 400 U STATES	NO		16 16	25483 25483	5653
CARS RAILWAY PASSENGER 400 U STATES	NO		46 46	401319 401319	5654
CARS RAILWAY TANK 400 U STATES	NO		46 46	278112 278112	5655
CARS RAILWAY N O P 100 U KINGDOM 400 U STATES	NO 3	2895	399 64	347237 275635	5656
	3	2895	463	622872	
CARS RAILWAY PARTS OF 100 U KINGDOM 335 GERMANY W 376 SWITZRLND 381 ALASKA 400 U STATES		18455 73 381978		26174 228140 2432 182 3275417	5657
		400506		3532345	
MOTOR RAIL CARS AND PARTS 100 U KINGDOM 381 ALASKA 400 U STATES	NO 2	2494 112	14 10	192364 834 661907	5658
	2	125674	24	855105	
MOTOR CYCLES SIDE CARS AND PTS 100 U KINGDOM 220 BERMUDA 305 AUSTRIA 317 CZECHO S 327 FRANCE 335 GERMANY W 344 ITALY 347 JAPAN 375 SWEDEN 376 SWITZRLND 400 U STATES	NO 11	9281	1078 1 2 141 106 821 385 16 1 1 384	556132 215 736 25590 8547 161864 104295 3381 125 200 389589	5660
	23	26068	384	389589	
	61	42561	2936	1250674	
MOTOR VEHICLES N O P 100 U KINGDOM 207 UN SO AFR 306 BELGIUM 312 CHILE 318 DENMARK 327 FRANCE 335 GERMANY W 341 ICELAND 344 ITALY 354 NETHRLNDS 359 NORWAY	NO 9	9459	51 1 2 1 1 8 49 1 4 1	118760 1444 2873 1081 1013 7623 47952 1430 607 2900 305	5661

IMPORTS INTO CANADA FOR CONSUMPTION

Articles and Countries from which Imported	MONTH OF SEPTEMBER 1958		NINE MONTHS ENDED SEPTEMBER 1958		Class Number
	Quantities	Values (\$)	Quantities	Values (\$)	
375 SWEDEN			1	1625	
376 SWITZRLND			4	3633	
381 ALASKA	1	400	1	400	
400 U STATES	133	156630	1188	1898748	
	159	179559	1317	2090394	
TRACTION ENGINES AND PARTS	NO				5663
400 U STATES			1	1957	
			1	1957	
TRICYCLES N O P	NO				5664
100 U KINGDOM	72	809	211	3297	
335 GERMANY W			230	2307	
344 ITALY			4	228	
347 JAPAN			75	286	
400 U STATES	1992	6108	14199	54246	
	2064	6917	14719	60364	
FACTORY WAREHOUSE TRUCKS MOTOR	NO				5672
100 U KINGDOM	2	3801	7	14703	
400 U STATES	20	75423	188	747425	
	22	79224	195	762128	
FORK LIFT TRUCKS AND PARTS	NO				5674
100 U KINGDOM	25	71564	90	312855	
335 GERMANY W		307	2	7008	
347 JAPAN			9	8567	
375 SWEDEN		51	10	5114	
381 ALASKA			2	3000	
400 U STATES	148	809410	1117	5873285	
	173	881332	1230	6209829	
ROLLER BEARINGS AND PARTS NOP					5680
100 U KINGDOM		24973		325973	
305 AUSTRIA				7537	
327 FRANCE				312	
335 GERMANY W		21981		157793	
344 ITALY		604		9360	
354 NETHRLNDS				99	
375 SWEDEN		19302		286554	
376 SWITZRLND				1753	
400 U STATES		443289		3874655	
		510149		4664036	
ANCHORS FOR VESSELS	CWT				5681
100 U KINGDOM	263	3753	2794	40660	
400 U STATES	71	3723	2135	71212	
	334	7476	4929	111872	
BALL AND ROLR BRNGS FOR AUTOS					5682
100 U KINGDOM		20808		251204	
317 CZECHO S				762	
327 FRANCE		854		5134	
335 GERMANY W		5486		118196	
344 ITALY				595	
354 NETHRLNDS				816	
375 SWEDEN				4816	
400 U STATES		251304		2087415	
		278452		2468938	
BALLS ROLLERS FOR BEARINGS					5683
100 U KINGDOM				1686	
305 AUSTRIA				1369	
327 FRANCE		2045		12350	
335 GERMANY W		6458		39540	
347 JAPAN		2862		4227	
375 SWEDEN		490		40420	
400 U STATES		39247		229198	
		51102		328790	
BURNISHING BALLS					5684
335 GERMANY W		4572		7317	
400 U STATES		1648		13100	
		6220		20417	
BALL BEARINGS AND PARTS N O P					5685
100 U KINGDOM		74852		494151	
305 AUSTRIA		946		54203	
327 FRANCE				229	
335 GERMANY W		28138		181902	
344 ITALY		2597		41173	
354 NETHRLNDS				121	
375 SWEDEN		4611		124681	
376 SWITZRLND				2771	
400 U STATES		296151		3191962	
		407295		4091193	
BOTTLES STEEL FOR GAS					5686
100 U KINGDOM		9940		30363	
220 BERMUDA		1360		7310	
224 JAMAICA				128	
227 BAHAMAS				850	
375 SWEDEN				2162	
381 ALASKA				120	
400 U STATES		40300		898976	
		51600		939909	
BAYONETS SWORDS FOILS MASKS					5687
100 U KINGDOM		395		7334	
327 FRANCE				286	
335 GERMANY W		381		5217	
344 ITALY				60	
400 U STATES		594		5083	
		1370		17980	
GALVANIZED RANGE BOILERS	NO				5689
100 U KINGDOM	336	2749	17698	161103	
400 U STATES	598	8082	2620	37819	
	934	10831	20318	198922	

IMPORTS INTO CANADA FOR CONSUMPTION

117

Articles and Countries from which Imported	MONTH OF SEPTEMBER 1958		NINE MONTHS ENDED SEPTEMBER 1958		Class Number
	Quantities	Values (\$)	Quantities	Values (\$)	
DRUMS CYLINDERS BARRELS TANKS					5 690
100 U KINGDOM		5711		53719	
220 BERMUDA				1590	
314 COLOMBIA		452		452	
335 GERMANY W				264	
375 SWEDEN				2362	
381 ALASKA		488		3910	
400 U STATES		199794		1857684	
		206445		1919981	
FRAMES FOR PURSES RETICULES					
100 U KINGDOM		7808		81639	
305 AUSTRIA		123		2818	
306 BELGIUM		1079		21972	
327 FRANCE				658	
335 GERMANY W		7304		84539	
344 ITALY		335		3557	
372 SPAIN				10697	
400 U STATES		13414		101170	
		30063		307050	
FURNITURE OF METAL					5 692
100 U KINGDOM		8652		223008	
231 HONG KONG				6960	
306 BELGIUM				290	
318 DENMARK		575		9131	
327 FRANCE		464		14570	
335 GERMANY W		3792		26861	
344 ITALY		608		11828	
347 JAPAN				7166	
352 MEXICO				68	
353 MOROCCO				448	
354 NETHRLNDS		257		8078	
359 NORWAY		116		2379	
366 PORTUGAL				201	
375 SWEDEN		2709		28471	
376 SWITZRLND				792	
381 ALASKA				106	
388 YUGO SLAV				706	
400 U STATES		695558		6133366	
		712731		6474429	
MATERIALS FOR BUOYS					5 693
100 U KINGDOM		223		800	
335 GERMANY W		162		162	
375 SWEDEN		197		26658	
400 U STATES		3434		84329	
		4016		111949	
GOLF SHAFTS OF SEAMLESS STEEL					5 694
100 U KINGDOM	NO 22170	17033	211875	169049	
400 U STATES			5634	5580	
	22170	17033	217509	174629	
MATERIALS FOR RIFLES					5 695
400 U STATES				12244	
				12244	
METAL PARTS FOR SHOTGUNS					5 696
400 U STATES				347	
				347	
GUN BARRELS ROUGH BORED					5 697
400 U STATES				467	
				467	
GUNS RIFLES AIR GUNS FIREARMS					5 698
100 U KINGDOM		5956		82525	
305 AUSTRIA		327		459	
306 BELGIUM		1110		5497	
317 CZECHO S		50		1509	
326 FINLAND				201	
327 FRANCE		2430		6970	
335 GERMANY W		8233		43842	
340 HUNGARY				648	
344 ITALY		689		6709	
347 JAPAN				170	
354 NETHRLNDS				3468	
359 NORWAY				59	
372 SPAIN		880		9641	
375 SWEDEN				1368	
376 SWITZRLND		55		2014	
400 U STATES		92350		577108	
		112080		742188	
GUNS NOT MADE IN CANADA					5 699
100 U KINGDOM		83186		257567	
305 AUSTRIA		4855		7961	
306 BELGIUM		3989		91083	
317 CZECHO S		4006		10977	
318 DENMARK				3515	
326 FINLAND				469	
327 FRANCE		1444		16971	
335 GERMANY W		7092		57416	
344 ITALY		16338		47123	
359 NORWAY				31290	
372 SPAIN		15483		41928	
375 SWEDEN		10615		76435	
376 SWITZRLND		656		10713	
390 GERMANY E				296	
400 U STATES		624931		2518263	
		772595		3172007	
KNIFE FORK SCISSORS BLANKS					5 700
100 U KINGDOM		2564		8655	
400 U STATES		7617		105981	
		10181		114636	

IMPORTS INTO CANADA FOR CONSUMPTION

Articles and Countries from which Imported	MONTH OF SEPTEMBER 1958		NINE MONTHS ENDED SEPTEMBER 1958		Class Number
	Quantities	Values (\$)	Quantities	Values (\$)	
METAL PARTS LOOSE LEAF BINDERS					5701
100 U KINGDOM		123		82455	
305 AUSTRIA				717	
335 GERMANY W				337	
347 JAPAN				669	
375 SWEDEN		623		1120	
400 U STATES		26092		294565	
		26838		379863	
MAGIC LANTERNS AND SLIDES					5702
100 U KINGDOM				7074	
231 HONG KONG				138	
234 AUSTRALIA				5757	
305 AUSTRIA				1636	
306 BELGIUM				69	
327 FRANCE				284	
335 GERMANY W		4523		16491	
347 JAPAN		3324		27590	
354 NETHRLNDS				50	
376 SWITZRLND		225		1595	
400 U STATES		94670		764315	
		102742		824999	
PRESSED STEEL BELT PULLEYS					5703
100 U KINGDOM		377		8311	
234 AUSTRALIA				2885	
400 U STATES		18707		150004	
		19084		161200	
SAFES AND DOORS FOR VAULTS					5706
100 U KINGDOM		25099		170143	
359 NORWAY		867		6607	
400 U STATES		103523		927427	
		129489		1104177	
STEEL WOOL					5708
100 U KINGDOM				4069	
318 DENMARK				150	
335 GERMANY W		273		1019	
400 U STATES		12804		133823	
		13077		139061	
LATH OF IRON OR STEEL	CWT				5709
100 U KINGDOM	694	6398	9721	108721	
400 U STATES	1446	12186	6425	84320	
	2140	25584	16146	193041	
VALVES IRON OR STEEL N O P					5713
100 U KINGDOM		53870		788340	
318 DENMARK				1898	
327 FRANCE				102	
335 GERMANY W		368		12594	
344 ITALY				4409	
347 JAPAN		336		1022	
354 NETHRLNDS		690		33613	
375 SWEDEN		377		26110	
400 U STATES		795215		8168060	
		850856		9036148	
MANUFACTURES OF IRON STEEL N O P					5714
100 U KINGDOM		322169		5099581	
207 UN SO AFR				11481	
208 BSA OTHER				93	
215 INDIA		222		1448	
216 PAKISTAN				107	
225 TRINIDAD		338		1830	
231 HONG KONG		1958		29610	
234 AUSTRALIA				5036	
236 NEW ZEAL		2127		5159	
305 AUSTRIA		3665		17548	
306 BELGIUM		8393		47670	
317 CZECHO S		213		743	
318 DENMARK		2313		11217	
327 FRANCE		6305		68470	
335 GERMANY W		52826		568718	
344 ITALY		26440		382246	
347 JAPAN		18504		264944	
352 MEXICO				950	
354 NETHRLNDS				39296	
359 NORWAY		568		23967	
360 ISRAEL		255		894	
372 SPAIN				280	
375 SWEDEN		12709		164209	
376 SWITZRLND		6768		134391	
381 ALASKA		110		160	
384 P RICO				5904	
387 VENEZUELA				64	
389 IRELAND		140		2830	
390 GERMANY E				196	
400 U STATES		5299123		45750743	
		5765146		52639785	
COOKING STOVES COAL OR WOOD	NO				5715
100 U KINGDOM			6	544	
400 U STATES	213	10772	1138	45483	
	213	10772	1144	46027	
COOKING STOVES ELEC OVER 25DOL	NO				5716
100 U KINGDOM			7	3066	
400 U STATES	418	48287	4671	542818	
	418	48287	4678	545884	
COOKING STOVES GAS OVER 10 DOL	NO				5717
100 U KINGDOM			8	351	
400 U STATES	2328	190519	20873	1652438	
	2328	190519	20881	1652789	

IMPORTS INTO CANADA FOR CONSUMPTION

Articles and Countries from which Imported	MONTH OF SEPTEMBER 1958		NINE MONTHS ENDED SEPTEMBER 1958		Class Number
	Quantities	Values (\$)	Quantities	Values (\$)	
COOKING STOVES OIL OVER 10 DOL 375 SWEDEN 400 U STATES	NO 47	 1646	 12 1095	 141 39415	5718
FURNACES DOMESTIC HOT WATER 100 U KINGDOM 400 U STATES		112820 112820		268 420593 420861	5719
FURNACES DOMESTIC WARM AIR 400 U STATES	NO 3989	 452658	22511 22511	2637383 2637383	5720
OIL BURNERS 400 U STATES	NO 225	 22493	1438 1438	118698 118698	5721
RADIATORS CAST IRON	SQ FT				5722
ELECTRIC COOKING APPARATUS NOP 100 U KINGDOM 305 AUSTRIA 327 FRANCE 335 GERMANY W 344 ITALY 347 JAPAN 354 NETHRLNDS 376 SWITZRLND 400 U STATES		13524 1015 1453 177 311 334493 350973		82344 795 941 2662 4060 2186 1872 742 2129487 2225089	5723
HEATING COOKING APPARATUS NOP 100 U KINGDOM 305 AUSTRIA 317 CZECHO S 327 FRANCE 335 GERMANY W 344 ITALY 347 JAPAN 354 NETHRLNDS 375 SWEDEN 376 SWITZRLND 400 U STATES		12608 4835 683331 700774		29146 1586 3102 1147 4140 4475 809 5220 4622 713 3676502 3731462	5724
PARTS HEATING AND COOKING APP 100 U KINGDOM 318 DENMARK 327 FRANCE 335 GERMANY W 347 JAPAN 354 NETHRLNDS 375 SWEDEN 400 U STATES		138 928 420 2227 670 1118546 1122929		14191 928 2104 1789 766 2431 2638 9660456 9685303	5725
OVENS COMMERCIAL BAKERY 100 U KINGDOM 344 ITALY 400 U STATES		1009 6150 24868 32027		10562 6150 452592 469304	5726
GAS STOVE THERMOSTATS LIGHTERS 400 U STATES		6279 6279		67817 67817	5727
HEATERS OIL 20 DOLLARS DR OVER 100 U KINGDOM 400 U STATES	NO 2721	 136396	34 13414 13448	875 689530 690405	5728
METAL STAMPINGS FOR BATHTUBS 400 U STATES	CWT 13529	226788 226788	97845 97845	1628683 1628683	5729
INDUSTRIAL FURNACES AND PARTS 100 U KINGDOM 306 BELGIUM 335 GERMANY W 344 ITALY 354 NETHRLNDS 375 SWEDEN 400 U STATES		136 6184 228042 234362		333569 49246 21366 7936 39512 3943 1908566 2364138	5730
RANGE OIL BURNERS 335 GERMANY W 400 U STATES	NO 339	 12331	74 1344 1418	1005 47349 48354	5731
WATER HEATER PARTS 100 U KINGDOM 335 GERMANY W 354 NETHRLNDS 400 U STATES				5235 714 693 404960 411602	5733
WATER HEATERS GAS 100 U KINGDOM 335 GERMANY W 354 NETHRLNDS 400 U STATES	NO 93 3	5460 983	561 106 12	28340 6328 129 1068829 1103626	5734
WATER HEATERS ELECTRIC 100 U KINGDOM 335 GERMANY W 400 U STATES	NO 804	 37543	442 972 11423	5767 4123 509061 518951	5735
	804	37543	12837		

IMPORTS INTO CANADA FOR CONSUMPTION

Articles and Countries from which Imported	MONTH OF SEPTEMBER 1958		NINE MONTHS ENDED SEPTEMBER 1958		Class Number
	Quantities	Values (\$)	Quantities	Values (\$)	
WATER HEATERS N O P					
100 U KINGDOM	NO	5	19	2789	5736
400 U STATES		243	2683	186100	
		248	2702	188889	
HOUSEHOLD SCALES AND PTS					
100 U KINGDOM	NO	102	594	2504	5737
306 BELGIUM			3	637	
318 DENMARK			66	214	
335 GERMANY W		244	4519	8668	
400 U STATES		19965	113075	417116	
		20311	118257	429139	
SCALES BALANCES PARTS N O P					
100 U KINGDOM		14831		67574	5738
306 BELGIUM		9924		35909	
318 DENMARK				1236	
335 GERMANY W		1876		82834	
344 ITALY				286	
347 JAPAN				813	
354 NETHRLNOS		171		15350	
359 NORWAY				135	
375 SWEDEN				7494	
376 SWITZRLNO		586		97606	
400 U STATES		176250		1674324	
		203638		1983561	

IMPORTS INTO CANADA FOR CONSUMPTION

121

Articles and Countries from which Imported		SIX MONTHS ENDED JUNE 1958		Class Number
		Quantities	Values (\$)	
INGOTS COGGED BLOOMS SLABS NO P 100 U KINGDOM 335 GERMANY W 375 SWEDEN 400 U STATES	TON	27 207 2 233 469	16360 24958 1252 29889 72459	5901**
INGOTS NOT LESS THAN 3 CTS LB 400 U STATES	TON	2371 2371	604360 604360	5902**
INGOTS FOR FORGINGS INGOTS NO P 400 U STATES	TON	582 582	84898 84898	5903**
BARS BILLETS HOT ROLLED N O P 400 U STATES	CWT	1902 1902	6264 6264	5904**
BARS BILLETS COLD ROLLED N O P 100 U KINGDOM 305 AUSTRIA 306 BELGIUM 335 GERMANY W 375 SWEDEN 400 U STATES	CWT	20983 132 2042 1915 193 37216 62481	205967 2518 10923 25217 7224 569966 821815	5905**
BARS BILLETS H R 4 CTS AND OVER 100 U KINGDOM 305 AUSTRIA 306 BELGIUM 312 CHILE 375 SWEDEN 400 U STATES	CWT	32138 832 53488 2077 1375 186705 276615	396958 15186 255603 10512 36744 1704471 2419474	5906**
BARS BILLETS HAMMERED N O P 100 U KINGDOM 305 AUSTRIA 375 SWEDEN 400 U STATES	CWT	137 306 205 251 899	1873 8207 6396 8638 25314	5907**
BARS SHEETS STRIP FOR SHOVELS	CWT			5908**
BARS RODS FOR AGRIC IMPLEMENTS 100 U KINGDOM 400 U STATES	CWT	249 49244 50193	2454 424362 426816	5909**
BARS HOT R ROUNDS AND SQUARES 100 U KINGDOM 306 BELGIUM 400 U STATES	CWT	3391 182 15403 18976	37379 936 123313 161628	5910**
RODS FOR MANUFACTURE OF CHAIN	CWT			5911**
BLANKS FOR MILLING CUTTERS 400 U STATES	CWT	23 23	3592 3592	5912**
STRIP HOT R 080 INCH OR LESS 400 U STATES	CWT	1549 1549	6866 6866	5913**
STRIP HOT R OVER 080 INCH 306 BELGIUM 327 FRANCE	CWT	299 422 721	1339 2073 3412	5914**
STRIP COLD R 080 INCH OR LESS 100 U KINGDOM 335 GERMANY W 347 JAPAN 354 NETHRLNDS 375 SWEDEN 400 U STATES	CWT	2038 200 20 40 4352 25612 32262	19988 1461 168 1227 110816 466354 600014	5915**
STRIP COLD R OVER 080 INCH 100 U KINGDOM 400 U STATES	CWT	183 4988 5171	1830 82652 84482	5916**
STRIP HOT R FOR COLD ROLLING	CWT			5917**
STRIP FOR MANUFACTURE OF MATS 400 U STATES	CWT	29 29	219 219	5918**
HOOP STEEL FOR COOPERAGE 100 U KINGDOM 400 U STATES	CWT	752 5502 6254	5873 48624 54497	5919**
PLATES 66 INCHES WIDE OR LESS 347 JAPAN 400 U STATES	CWT	1217 9429 10646	5790 38858 44648	5920**
PLATES OVER 66 INS LESS 78 INS 347 JAPAN 400 U STATES	CWT	3922 5257 9179	18653 23607 42260	5921**
PLATES FOR BOILERS DIGESTERS 100 U KINGDOM 400 U STATES	CWT	1003 51598 52601	7663 375940 383603	5922**

** See blue pages at front of report.

IMPORTS INTO CANADA FOR CONSUMPTION

Articles and Countries from which Imported	CWT	SIX MONTHS ENDED JUNE 1958		Class Number
		Quantities	Values (\$)	
SHEETS OVER 080 INCH THICK NOP 400 U STATES	CWT	31187	213617	5923**
SHEETS 080 INCH OR LESS N O P 100 U KINGDOM 335 GERMANY W 400 U STATES	CWT	1291 165 333845	9326 1262 2383514	5924**
SHEET OR STRIP FOR TIN PLATE	CWT	335301	2394102	5925**
SHEETS BLUE FOR HEATING APP	CWT			5926**
SHEETS 50 PER POUND OR OVER 100 U KINGDOM 306 BELGIUM 335 GERMANY W 347 JAPAN 375 SWEDEN 400 U STATES	CWT	236134 11098 8690 22148 5 1128664	1687138 62509 64695 180798 186 8203264	5927**
SHEETS RUST PROOF OVER 5 CTS 100 U KINGDOM 327 FRANCE 375 SWEDEN 400 U STATES	CWT	21138 3 2228 66330 89699	1166664 93 112400 3122710 4401867	5928**
SHEETS FOR COATING WITH METALS	CWT			5929**
SHEETS SHAPED FOR AGRIC IMPL 400 U STATES	CWT	7207	129198	5930**
SHEETS FOR MFR BUCKLE CLASPS 100 U KINGDOM 400 U STATES	CWT	60 3478 3538	3528 59629 63157	5931**
SHEETS COLD ROLLED FOR HINGES 400 U STATES	CWT	534	6949	5932**
SHEETS FOR MFR OF SADDLERY	CWT	534	6949	5933**
HOT R STRIP FOR MOTOR VEHICLES 400 U STATES	CWT	1286	10028	5934**
WROUGHT OR PUDDLED IRON BILLET	CWT	1286	10028	5935**
HOOP STRIP BESSEMER FOR HINGES 400 U STATES	CWT	1817	6641	5936**
PLATES 78 INCHES AND OVER 400 U STATES	CWT	125	1095	5937**
ANGLES BEAMS 35 LBS OR OVER 100 U KINGDOM 306 BELGIUM 327 FRANCE 335 GERMANY W 400 U STATES	CWT	25887 47752 35299 3532 1846584	166905 245535 199101 20039 10829013	5938**
ANGLES BEAMS N O P 100 U KINGDOM 306 BELGIUM 312 CHILE 327 FRANCE 335 GERMANY W 347 JAPAN 375 SWEDEN 400 U STATES	CWT	6402 222817 11026 3584 4227 37254 75 192898	37563 1012436 55862 14226 18335 163105 3120 1490644	5939**
BEAMS UNDER 5 1 HALF LB PER YD 400 U STATES	CWT	74183	475403	5940**
SHAPES 35 LBS PER YARD OR OVER 100 U KINGDOM 306 BELGIUM 335 GERMANY W 400 U STATES	CWT	8662 2304 163 44165 55294	58783 14095 996 279453 353327	5941**
PIPE WROUGHT 2 ONE HALF INCHES 100 U KINGDOM 335 GERMANY W 400 U STATES	CWT	65 3 3826 3894	547 97 23583 24227	5943**
PIPE SEAMLESS 5 CTS PER LB NOP 100 U KINGDOM 335 GERMANY W 375 SWEDEN 400 U STATES	CWT	13600 1383 3527 55057 73567	453894 32467 119457 1505396 2111214	5944**
PIPE WROUGHT OVER 10 1 HALF IN 100 U KINGDOM 400 U STATES	CWT	1121325 3757138 4878463	8600723 34566980 43167703	5945**
PIPE WROUGHT LESS 10 1 HALF IN 100 U KINGDOM	CWT	96341	966659	5946**

** See blue pages at front of report.

IMPORTS INTO CANADA FOR CONSUMPTION

123

Articles and Countries from which Imported		SIX MONTHS ENDED JUNE 1958		Class Number
		Quantities	Values (\$)	
306 BELGIUM		5077	33909	
327 FRANCE		2111	18436	
335 GERMANY W		16734	150383	
354 NETHRLNDS		9598	86298	
375 SWEDEN		180	11274	
376 SWITZRLND		269	4041	
400 U STATES		168194	2294919	
		298504	3565919	
TUBES WRDUGHT COATED HALF INCH	CWT			5947**
400 U STATES		4507	209909	
		4507	209909	
PIPE WROUGHT N O P	CWT			5948**
100 U KINGDOM		280	3210	
335 GERMANY W		447	11057	
376 SWITZRLND		3	221	
400 U STATES		35146	482310	
		35876	496798	
TUBING STEEL FOR FISHING RODS	CWT			5949**
CASING GAS WATER OR OIL WELL	CWT			5950**
100 U KINGDOM		139292	1454301	
327 FRANCE		3986	58660	
335 GERMANY W		6815	94208	
344 ITALY		68051	618778	
347 JAPAN		35648	338737	
400 U STATES		278283	3427795	
		532075	5992479	
PIPE FOR WELDING TYPE FITTINGS	CWT			5951**
400 U STATES		13910	349156	
		13910	349156	

** See blue pages at front of report.

IMPORTS INTO CANADA FOR CONSUMPTION

Articles and Countries from which Imported	MONTH OF SEPTEMBER 1958		NINE MONTHS ENDED SEPTEMBER 1958		Class Number
	Quantities	Values (\$)	Quantities	Values (\$)	
<u>GROUP 6</u>					
NONFERROUS METALS AND PRODUCTS					
ALUMINA AND BAUXITE N O P	CWT				6001
100 U KINGDOM			113	1714	
221 B GUIANA			1087092	1155390	
356 SURINAM	94922	88124	813891	729162	
400 U STATES	33205	153828	182822	617741	
	128127	241952	2083918	2504007	
BAUXITE ALUMINA FOR REFINING	CWT				6002
221 B GUIANA	2836736	779738	15043760	4081388	
224 JAMAICA	429990	1364763	5641633	17888321	
327 FRANCE	213244	600052	271559	815662	
328 FR AFRICA	938719	255480	3960246	1078428	
356 SURINAM			3032115	881131	
400 U STATES			45	775	
	4418689	3000033	27949358	24745705	
CRYOLITE OR KRYOLITE	CWT				6003
100 U KINGDOM			10	131	
318 DENMARK			46269	454280	
327 FRANCE	11200	101888	11200	101888	
344 ITALY			33066	312286	
400 U STATES			1789	22751	
	11200	101888	92334	891336	
ALUMINUM PIGS INGOTS BLOCKS	CWT				6004
100 U KINGDOM			115	4925	
400 U STATES	21002	489866	74062	1734866	
	21002	489866	74177	1739791	
ALUMINUM SCRAP	CWT				6005
400 U STATES	531	9456	2820	44092	
	531	9456	2820	44092	
ALUMINUM ANGLES CHANNELS BEAMS	CWT				6006
100 U KINGDOM	679	29148	6347	281580	
335 GERMANY W			4	570	
400 U STATES	1494	102105	10047	667487	
	2173	131253	16398	949637	
ALUMINUM BAR ROD AND WIRE RODS	CWT				6007
100 U KINGDOM	234	17070	5254	227832	
306 BELGIUM			243	9368	
327 FRANCE			6	159	
335 GERMANY W			3	171	
376 SWITZRLND	92	3200	309	11679	
389 IRELAND			549	14035	
400 U STATES	848	41741	6608	324588	
	1174	62011	12972	587832	
ALUMINUM LEAF OR FOIL					6009
100 U KINGDOM		29804		289547	
305 AUSTRIA				3422	
335 GERMANY W		850		9644	
344 ITALY				3064	
354 NETHRLNDS				3855	
376 SWITZRLND				2649	
400 U STATES		79084		413978	
		109738		726159	
ALUMINUM PIPES AND TUBES	CWT				6010
100 U KINGDOM	184	9171	3492	180251	
335 GERMANY W			6	315	
400 U STATES	333	20981	3287	284166	
	517	30152	6785	464732	
ALUMINUM PLATES SHEETS STRIPS	CWT				6011
100 U KINGDOM	5645	199067	23682	911580	
305 AUSTRIA	98	3174	875	28308	
306 BELGIUM	78	2185	340	9707	
327 FRANCE			357	11144	
335 GERMANY W			70	2284	
354 NETHRLNDS			6791	236515	
376 SWITZRLND	85	3156	334	12636	
400 U STATES	3190	190441	34103	2157883	
	9096	398023	66552	3370057	
ALUMINUM POWDER AND PASTE	LB				6012
100 U KINGDOM	8000	3680	147862	44767	
335 GERMANY W	500	217	500	217	
400 U STATES	4525	3312	55369	33894	
	13025	7209	203731	78878	
ALUMINUM WIRE AND CABLE	CWT				6013
100 U KINGDOM	3	102	24233	852923	
400 U STATES	17	767	1441	65776	
	20	869	25674	918699	
ALUMINUM HOUSEHOLD HOLLOW WARE					6014
100 U KINGDOM		9374		64025	
231 HONG KONG		1600		3747	
306 BELGIUM				72	
327 FRANCE				128	
335 GERMANY W		296		7872	
344 ITALY		14826		111232	
347 JAPAN		2082		19279	
354 NETHRLNDS				3751	
359 NORWAY				426	
372 SPAIN				5579	
376 SWITZRLND		65		14319	
400 U STATES		88209		965148	
		116452		1195578	

IMPORTS INTO CANADA FOR CONSUMPTION

125

Articles and Countries from which Imported	MONTH OF SEPTEMBER 1958		NINE MONTHS ENDED SEPTEMBER 1958		Class Number
	Quantities	Values (\$)	Quantities	Values (\$)	
ALUMINUM MANUFACTURES N O P					6015
100 U KINGDOM		34921		600830	
231 HONG KONG				2746	
305 AUSTRIA				597	
306 BELGIUM				235	
317 CZECHOS		130		410	
318 DENMARK				1955	
327 FRANCE		1090		6522	
335 GERMANY W		12568		66418	
344 ITALY		17914		61523	
347 JAPAN		5172		106145	
354 NETHRLNDS		2005		6645	
359 NORWAY				1338	
375 SWEDEN		161		6585	
376 SWITZRLND		4144		23673	
400 U STATES		947301		8810118	
		1025406		9695740	
BRASS IN BLOCKS INGOTS OR PIGS	CWT				6021
400 U STATES			116	5693	
			116	5693	
BRASS SCRAP	CWT				6022
228 LEEW WIND			22	306	
352 MEXICO			104	1650	
400 U STATES	B	171	6883	116185	
	B	171	7009	118141	
BRASS IN BARS AND RODS	CWT				6023
100 U KINGDOM	946	22435	13122	304386	
306 BELGIUM			31	1218	
335 GERMANY W			186	7445	
400 U STATES	122	5729	1575	82054	
	1068	28164	14914	395103	
BRASS IN STRIPS SHEETS PLATES	CWT				6024
100 U KINGDOM	3035	96516	22877	648789	
306 BELGIUM			520	15319	
335 GERMANY W	20	897	100	4225	
347 JAPAN			30	967	
359 NORWAY			100	2537	
400 U STATES	90	6376	1577	99596	
	3145	103789	25204	771433	
BRASS TUBING	CWT				6025
100 U KINGDOM			840	33523	
306 BELGIUM			23	1200	
335 GERMANY W	162	5133	696	47716	
376 SWITZRLND			16	1746	
400 U STATES	746	47475	9087	558802	
	908	52608	10662	642987	
METAL CAPS FOR ELEC BATTERIES					6026
400 U STATES		2518		38403	
		2518		38403	
BRASS HAND PUMPS N O P					6030
100 U KINGDOM				475	
400 U STATES		1499		12761	
		1499		13236	
BRASS VALVES PLATED OR NOT					6031
100 U KINGDOM		7506		110917	
318 DENMARK		4199		35816	
335 GERMANY W		1377		31552	
344 ITALY		7385		123395	
347 JAPAN		110		12088	
354 NETHRLNDS				6217	
360 ISRAEL				289	
375 SWEDEN		9897		65060	
400 U STATES		346948		2846577	
		377422		3231911	
BRASS METERS AND PARTS					6032
100 U KINGDOM		890		42589	
400 U STATES		36557		300536	
		37447		343125	
BRASS WIRE N O P	LB				6033
100 U KINGDOM	21185	7452	223486	71602	
335 GERMANY W			2000	1372	
354 NETHRLNDS			1098	325	
400 U STATES	2569	2519	38332	29281	
	23754	9971	264916	102580	
BRASS WIRE CLOTH OR WOVEN WIRE					6034
100 U KINGDOM		282		3023	
305 AUSTRIA				707	
327 FRANCE				723	
335 GERMANY W				3423	
344 ITALY				108	
347 JAPAN				6735	
354 NETHRLNDS				626	
400 U STATES		2005		23170	
		2287		38515	
BRASS MANUFACTURES N O P					6035
100 U KINGDOM		26359		525475	
215 INDIA		2902		22679	
225 TRINIDAD				50	
231 HONG KONG		2461		34101	
234 AUSTRALIA				2070	
305 AUSTRIA		252		2629	
306 BELGIUM				3223	
318 DENMARK		3028		21024	
327 FRANCE		957		9012	
335 GERMANY W		11075		96858	
344 ITALY		10344		79570	

IMPORTS INTO CANADA FOR CONSUMPTION

Articles and Countries from which Imported	MONTH OF SEPTEMBER 1958		NINE MONTHS ENDED SEPTEMBER 1958		Class Number	
	Quantities	Values (\$)	Quantities	Values (\$)		
347 JAPAN		3408		70535		
352 MEXICO				286		
354 NETHRLNDS		763		18539		
359 NORWAY		134		1513		
360 ISRAEL		83		9647		
371 THAILAND		148		214		
372 SPAIN				1062		
375 SWEDEN		853		13382		
376 SWITZRLND		2303		13848		
389 IRELAND				1526		
400 U STATES		819196		7660145		
BRASS WIRE FOR FOURORINIER		884266		8587388	6036	
PLUMBERS BRASS GOODS					6037	
100 U KINGDOM		20219		153883		
335 GERMANY W		5844		34656		
344 ITALY		46490		326879		
347 JAPAN		33939		155354		
354 NETHRLNOS		5985		86338		
375 SWEDEN		1700		2090		
376 SWITZRLND				1090		
400 U STATES		417199		3283537		
COPPER IN BLOCKS PIGS INGOTS		531376		4043827	6042	
400 U STATES	CWT		27	1050		
COPPER SCRAP			27	1050	6043	
220 BERMUDA	CWT		108	1516		
400 U STATES		1193	6154	136115		
COPPER BARS FOR ELECTRIC WIRES		27961	6262	137631	6044	
100 U KINGDOM	CWT	2243	58953	14053	300187	
205 RHOD NYAS				8960	187591	
400 U STATES		3282	115356	22627	760067	
COPPER IN BARS OR RODS N O P		5525	174309	45640	1247845	6046
100 U KINGDOM	CWT			79	2599	
400 U STATES		8	779	1837	60331	
COPPER IN STRIPS SHEETS PLATES		8	779	1916	62930	6047
100 U KINGDOM	CWT	1235	44241	10031	337207	
207 UN SO AFR				1	228	
335 GERMANY W		12	3404	22	6516	
347 JAPAN				55	1842	
400 U STATES		32	3576	562	40366	
COPPER TUBING		1279	51221	10671	386159	6048
100 U KINGDOM	CWT	882	39573	17545	630010	
335 GERMANY W		557	22739	1314	51650	
354 NETHRLNDS				18	718	
400 U STATES		503	36384	18073	660090	
COPPER ROLLERS FOR WALL PAPER		1942	98696	36950	1342468	6049
100 U KINGDOM			664		32188	
400 U STATES			921		6882	
COPPER WIRE N O P			1585		39070	6050
100 U KINGDOM	LB	1571	813	84174	36218	
335 GERMANY W				452	260	
354 NETHRLNDS				10	58	
400 U STATES		5690	5971	96953	54983	
COPPER WIRE CLOTH WOVEN WIRE		7261	6784	181589	91519	6051
100 U KINGDOM					3410	
335 GERMANY W					384	
400 U STATES					1513	
COPPER MANUFACTURES OF N O P					5307	6052
100 U KINGDOM			1464		41545	
207 UN SO AFR					107	
215 INDIA					85	
231 HONG KONG					141	
306 BELGIUM					184	
318 DENMARK		351			423	
327 FRANCE					223	
335 GERMANY W		76			9391	
344 ITALY		741			8176	
347 JAPAN					1965	
354 NETHRLNDS		1180			4793	
360 ISRAEL					50	
375 SWEDEN					144	
376 SWITZRLNO					2269	
392 SYRIA					273	
400 U STATES		120824			730839	
LEAD IN PIGS AND BLOCKS		124636			800608	6061
100 U KINGDOM	LB			280048	26553	
352 MEXICO				1300077	117637	
400 U STATES		500	119	13456	4346	
LEAD OLO AND SCRAP		500	119	1593581	148536	6062
220 BERMUDA	LB	5250	341	5250	341	
224 JAMAICA				116780	2930	
338 HAITI				9687	347	
354 NETHRLNDS				8830	662	

IMPORTS INTO CANADA FOR CONSUMPTION

Articles and Countries from which Imported	MONTH OF SEPTEMBER 1958		NINE MONTHS ENDED SEPTEMBER 1958		Class Number
	Quantities	Values (\$)	Quantities	Values (\$)	
400 U STATES			51 519	4 491	
LEAD IN BARS AND SHEETS	5 250	3 41	192 066	8 771	6 063
100 U KINGDOM	4 332	511	34 202	4 399	
306 BELGIUM			43 909	46 62	
400 U STATES			594	326	
LEAD CAPSULES FOR BOTTLES	4 332	511	78 705	9 387	6 065
100 U KINGDOM		311		88 78	
327 FRANCE				11 57	
335 GERMANY W				75 78	
354 NETHRLNDS				12 382	
400 U STATES				470	
LEAD MANUFACTURES N O P		311		30 465	6 068
100 U KINGDOM		2 499		4 3820	
306 BELGIUM				11 37	
327 FRANCE				255	
335 GERMANY W				17 56	
347 JAPAN				13 42	
354 NETHRLNDS				27 84	
360 ISRAEL				99	
375 SWEDEN		381		381	
376 SWITZRLND		1 418		73 35	
400 U STATES		14 519		13 4075	
		18 817		19 2984	
RODS 90 PC NICKEL FOR WIRE	LB				6 070
400 U STATES	6 219	8 503	41 774	5 6287	
	6 219	8 503	41 774	5 6287	
NICKEL NICKEL SILVER IN INGOTS	LB				6 071
400 U STATES	12 6980	35 645	40 9769	11 6039	
	12 6980	35 645	40 9769	11 6039	
NICKEL BARS RODS STRIPS SHEETS	LB				6 072
100 U KINGDOM			10 709	21 685	
400 U STATES	2 49960	25 3333	25 93989	25 03536	
	2 49960	25 3333	26 04698	25 25221	
NICKEL SILVER BARS RODS STRIPS	LB				6 073
400 U STATES			1 767	21 37	
			1 767	21 37	
NICKEL CHROMIUM IN BARS RODS	LB				6 074
100 U KINGDOM	2 250	3 328	7 259	10 523	
400 U STATES	5 900	8 802	21 950	29 427	
	8 150	12 130	29 209	39 950	
NICKEL MANUFACTURES NOT PLATED					6 075
100 U KINGDOM		3 157		1 6203	
344 ITALY				19 30	
354 NETHRLNDS				24 3	
400 U STATES		9 359		75 929	
		12 516		94 305	
NICKEL AND PLATED HOLLOW WARE					6 076
400 U STATES		231		19 63	
		231		19 63	
NICKEL PLATED WARE N O P					6 077
100 U KINGDOM		9 941		10 1353	
216 PAKISTAN				277	
231 HONG KONG				1700	
234 AUSTRALIA		453		2165	
305 AUSTRIA				66 14	
313 CHINA				180	
317 CZECHO S				525	
327 FRANCE		434		2303	
335 GERMANY W		13 494		15 7302	
344 ITALY		917		21 635	
347 JAPAN		4 405		30 143	
354 NETHRLNDS				59 92	
360 ISRAEL				438	
372 SPAIN				337	
375 SWEDEN		131		19 34	
376 SWITZRLND				12 52	
400 U STATES		8 6474		87 4081	
		11 6249		120 8231	
ELECTRO PLATED WARE GILT WARE					6 082
100 U KINGDOM		5 5319		7 31184	
207 UN SO AFR				14 51	
215 INDIA		72		203	
231 HONG KONG		1 097		31 031	
234 AUSTRALIA		3 579		24 965	
305 AUSTRIA		24 253		41 881	
306 BELGIUM		184		26 79	
317 CZECHO S		700		69 36	
318 DENMARK		107		32 49	
327 FRANCE		4 639		17 053	
335 GERMANY W		39 098		380 585	
344 ITALY		15 231		122 049	
347 JAPAN		23 777		31 4593	
354 NETHRLNDS		16 310		40 818	
359 NORWAY				444	
372 SPAIN		101		938	
375 SWEDEN		28 31		86 60	
376 SWITZRLND		275		72 43	
400 U STATES		9 06201		82 43790	
		10 93774		99 79752	
GOLD SILVER SWEEPS GOLD FRINGE					6 084
100 U KINGDOM		104		483	
327 FRANCE		369		8101	
400 U STATES		127		3711	
		600		12 295	

IMPORTS INTO CANADA FOR CONSUMPTION

Articles and Countries from which Imported	MONTH OF SEPTEMBER 1958		NINE MONTHS ENDED SEPTEMBER 1958		Class Number	
	Quantities	Values (\$)	Quantities	Values (\$)		
GOLD SILVER DUTCH METAL LEAF					6 0 8 5	
100 U KINGDOM		7 0 1 3		4 3 1 9 2		
335 GERMANY W		4 2 0		3 0 5 7		
344 ITALY				2 8 0		
400 U STATES		8 8 5 2		7 3 5 5 3		
		1 6 2 8 5		1 2 0 0 8 2		
GOLD MANUFACTURES N O P					6 0 8 6	
100 U KINGDOM		2 0 7		3 9 0 0		
318 DENMARK				1 1 2		
335 GERMANY W		1 9 2 4		3 4 6 6		
344 ITALY		6 9 3		1 3 0 1		
372 SPAIN				3 6 1		
376 SWITZRLND				1 2 0		
400 U STATES		8 3 9 6		6 3 8 7 7		
		1 1 2 2 0		7 3 1 3 7		
PLATINUM PALLADIUM IRIIDIUM					6 0 8 7	
100 U KINGDOM		1 8 2 9 2		6 1 8 6 2 6 1		
400 U STATES		2 6 3 2 0		1 8 7 1 7 8		
		4 4 6 1 2		6 3 7 3 4 3 9		
PLATINUM CRUCIBLES					6 0 8 8	
400 U STATES		1 3 7 8 1 9		1 0 2 9 8 5 8		
		1 3 7 8 1 9		1 0 2 9 8 5 8		
SILVER UNMANUFACTURED	OZ				6 0 9 1	
100 U KINGDOM			2 0 1 4	1 7 7 8		
400 U STATES			2 6 9	2 3 1		
			2 2 8 3	2 0 0 9		
TOILET ARTICLES OF STERLING					6 0 9 3	
100 U KINGDOM		8 4 5		9 9 5 3		
335 GERMANY W		1 2 8		3 7 4		
400 U STATES		1 7 6 4		6 4 8 0		
		2 7 3 7		1 6 8 0 7		
SILVER MANUFACTURES N O P					6 0 9 4	
100 U KINGDOM		4 8 9 0 4		2 8 8 4 3 3		
207 UN SO AFR				2 7 2		
231 HONG KONG				6 1		
305 AUSTRIA				2 0 6 3		
306 BELGIUM				9 9		
317 CZECHO S		1 0 4		4 6 4		
318 DENMARK		5 2 3 3		2 5 7 8 1		
326 FINLAND				1 5 1		
327 FRANCE		2 7 0		2 6 9 4		
335 GERMANY W		2 4 5 2		1 6 0 1 5		
344 ITALY		4 0 6		3 2 3 8		
347 JAPAN				5 3		
352 MEXICO				1 6 7 5		
354 NETHRLNOS		7 6 4		1 9 2 9		
359 NORWAY				5 1 5		
375 SWEDEN		3 0 6		2 6 0 8		
376 SWITZRLNO				2 4 0		
384 P RICO				8 3 5 2		
400 U STATES		1 5 1 3 6		1 2 1 6 0 9		
		7 3 5 7 5		4 7 6 2 5 2		
TIN BLOCKS PIGS OR BARS	CWT				6 1 0 1	
100 U KINGDOM	1 0 0 9	9 0 2 2 0	4 5 5 0	4 0 9 0 4 9		
218 MALAYA	2 2 4 0	1 9 9 2 8 5	1 8 5 4 8	1 6 8 9 6 4 0		
306 BELGIUM	6 7 2	6 0 6 9 9	1 3 7 7 6	1 2 3 4 7 0 8		
335 GERMANY W	6 4 3	5 6 0 1 3	1 7 8 5	1 5 3 6 8 1		
354 NETHRLNDS	3 0 2 4	2 7 4 4 2 1	6 4 9 3	5 8 7 4 0 2		
400 U STATES	8 9 9	8 2 9 2 2	7 4 1 6	6 8 2 3 5 3		
	8 4 8 7	7 6 3 5 6 0	5 2 5 6 8	4 7 5 6 8 3 3		
TIN FOIL	LB				6 1 0 2	
400 U STATES	1 7 7 4	2 3 9 9	1 6 3 8 4	1 8 4 6 4		
	1 7 7 4	2 3 9 9	1 6 3 8 4	1 8 4 6 4		
COLLAPSIBLE TUBES OF METAL					6 1 0 3	
100 U KINGDOM				1 2 1 7		
400 U STATES		1 6 3 7		4 0 7 7 5		
		1 6 3 7		4 1 9 9 2		
ZINC DROSS AND ZINC SCRAP	CWT				6 1 1 0 *	
220 BERMUDA	3 4	1 7 2	3 4	1 7 2		
400 U STATES	3 2	9 4	3 2	9 4		
	6 6	2 6 6	6 6	2 6 6		
ZINC PIGS SLABS BLOCKS ANODES	CWT				6 1 1 2	
306 BELGIUM			5 1	7 6 0		
335 GERMANY W			2 1	4 4 0		
352 MEXICO			1 1 9 9	9 1 6 7		
400 U STATES	8 9	1 5 3 7	9 3 4	1 7 7 0 6		
	8 9	1 5 3 7	2 2 0 5	2 8 0 7 3		
ZINC BARS RODS PLATES SHEETS	CWT				6 1 1 3	
100 U KINGDOM	3 4	5 3 4	1 1 2 9	1 8 8 5 7		
306 BELGIUM	4 5 2	5 7 8 9	2 7 4 6	4 2 0 7 5		
327 FRANCE			2 4	5 0 2		
335 GERMANY W	2 0 2	3 2 3 5	2 0 2	3 2 3 5		
400 U STATES	5 6 3	1 8 5 6 6	1 0 5 9 5	3 0 2 4 8 1		
	1 2 5 1	2 8 1 2 4	1 4 6 9 6	3 6 7 1 5 0		
ZINC DUST AND GRANULES	CWT				6 1 1 5	
100 U KINGDOM	1 8 0 0	2 6 9 1 0	5 5 2 7	7 6 8 0 0		
400 U STATES	1 3	3 3 7	2 6 8 1	3 9 0 9 5		
	1 8 1 3	2 7 2 4 7	8 2 0 8	1 1 5 8 9 5		
ZINC MANUFACTURES N O P					6 1 1 6	
100 U KINGDOM		1 3 2 3		2 0 0 5 7		
231 HONG KONG				3 3 5 1		
306 BELGIUM		2 0 8 9		4 7 8 7		
318 DENMARK		1 3 1		3 6 5		

* Cumulative figures for 1958 relate to period July 1 to September 30. See blue pages at front of report.

IMPORTS INTO CANADA FOR CONSUMPTION

129

Articles and Countries from which Imported	MONTH OF SEPTEMBER 1958		NINE MONTHS ENDED SEPTEMBER 1958		Class Number
	Quantities	Values (\$)	Quantities	Values (\$)	
327 FRANCE				328	
335 GERMANY W		444		13440	
344 ITALY				583	
347 JAPAN				3883	
354 NETHRLNDS		1457		1960	
359 NORWAY				2560	
376 SWITZRLND				647	
400 U STATES		213949		1517935	
		219393		1569896	
ZINC SLUGS DISCS AND SHELLS					6117
100 U KINGDOM		6698		8737	
400 U STATES		15298		153713	
		21996		162450	
ALLOYS OF COPPER					6119
100 U KINGDOM		2570		39063	
335 GERMANY W		5195		42017	
400 U STATES		21760		193628	
		29525		274708	
ALLOYS OF MAGNESIUM					6120
100 U KINGDOM				4653	
335 GERMANY W				524	
400 U STATES		17181		217218	
		17181		222395	
BABBITT METAL IN BLOCKS BARS	CWT				6121
100 U KINGDOM			41	3023	
400 U STATES	11	677	156	13805	
	11	677	197	16828	
BRITANNIA METAL AND MFRS					6123
100 U KINGDOM		301		4214	
318 DENMARK		1206		1524	
347 JAPAN				1773	
400 U STATES		1360		7593	
		2867		15104	
CHROMIUM TUNGSTEN FOR ALLOYS	LB				6124
100 U KINGDOM			18318	2362	
305 AUSTRIA			40	479	
354 NETHRLNDS	8	267	332	4059	
400 U STATES	28637	15895	38587	96525	
	28645	16162	57277	103425	
ALLOY SLUGS CAST WITH DIAMONDS					6125
400 U STATES		205		11312	
		205		11312	
PHOSPHOR TIN PHOSPHOR BRONZE	LB				6126
100 U KINGDOM	110968	56510	841688	431829	
335 GERMANY W			169940	117598	
400 U STATES	2279	2322	76995	65629	
	113247	58832	1088623	615056	
WATCHES OVER ONE JEWEL					6127
100 U KINGDOM				592	
231 HONG KONG				118	
327 FRANCE		7124		42264	
335 GERMANY W		17111		88314	
347 JAPAN				171	
354 NETHRLNDS				2784	
376 SWITZRLND		136276		785286	
383 HAWAII				80	
400 U STATES		2922		21304	
		163433		940913	
WATCHES ONE OR NO JEWEL					6128
100 U KINGDOM				148	
305 AUSTRIA				368	
335 GERMANY W		3844		20331	
376 SWITZRLND		29490		257479	
400 U STATES		2739		5982	
		36073		284308	
WATCH ACTIONS OVER ONE JEWEL					6129
100 U KINGDOM				9463	
231 HONG KONG				1170	
327 FRANCE		6077		53254	
335 GERMANY W		22882		216650	
375 SWEDEN		913		1047	
376 SWITZRLND		415890		2486363	
400 U STATES		23783		137113	
		469545		2905060	
WATCH ACTIONS ONE OR NO JEWEL					6130
100 U KINGDOM		43615		165051	
327 FRANCE				907	
335 GERMANY W		14208		45981	
376 SWITZRLND		14911		151066	
400 U STATES		807		6207	
		73541		369212	
CLOCKS N O P	NO				6131
100 U KINGDOM	106	1631	1713	16885	
207 UN SD AFR			1	166	
305 AUSTRIA			1	136	
318 DENMARK			10	1037	
327 FRANCE	54	331	67	973	
335 GERMANY W	11126	51938	70424	309261	
344 ITALY	50	75	636	862	
347 JAPAN	272	637	1837	3053	
354 NETHRLNDS	1	51	1	51	
375 SWEDEN	39	637	123	1910	
376 SWITZRLND	279	3732	2171	13967	
400 U STATES	10684	43397	72587	362008	
	22611	102429	149571	710309	

IMPORTS INTO CANADA FOR CONSUMPTION

Articles and Countries from which Imported	MONTH OF SEPTEMBER 1958		NINE MONTHS ENDED SEPTEMBER 1958		Class Number	
	Quantities	Values (\$)	Quantities	Values (\$)		
CLOCK MOVEMENTS AND CASES					6132	
100 U KINGDOM		1124		19135		
335 GERMANY W		1672		19535		
376 SWITZRLND		540		1531		
400 U STATES		13643		112820		
		16979		153021		
PARTS OF CLOCK MOVEMENTS					6133	
100 U KINGDOM		6180		49249		
306 BELGIUM				1996		
327 FRANCE				1842		
335 GERMANY W		1236		7536		
354 NETHRLNDS				1938		
359 NORWAY				7740		
376 SWITZRLND		1851		2269		
400 U STATES		24388		271339		
		33655		343909		
TIME RECORDERS					6134	
100 U KINGDOM				11352		
225 TRINIDAD		2615		7019		
327 FRANCE				800		
335 GERMANY W		613		11644		
375 SWEDEN				1680		
376 SWITZRLND		334		2862		
400 U STATES		12377		119481		
		15939		154838		
ALARM CLOCKS					6135	
100 U KINGDOM	NO	6	63	2370		3282
231 HONG KONG				200		390
327 FRANCE				7000		8750
335 GERMANY W	54910		92713	345205		577103
344 ITALY	1831		2558	5538		7281
347 JAPAN	414		624	2814		4872
375 SWEDEN				25		135
376 SWITZRLND	1147		5231	5977		26171
400 U STATES	2530		4578	5402		15146
	60838		105767	374531	643130	
WATCH CASES AND PARTS					6136	
100 U KINGDOM		2707		19319		
220 BERMUDA				1440		
231 HONG KONG		693		12604		
327 FRANCE		9763		82328		
335 GERMANY W		13535		85749		
347 JAPAN				1066		
376 SWITZRLND		40922		242163		
400 U STATES		56247		486805		
		123867		931474		
PARTS OF WATCH MOVEMENTS					6138	
100 U KINGDOM		1856		45141		
327 FRANCE		1466		13452		
335 GERMANY W		2130		10968		
347 JAPAN				124		
376 SWITZRLND		29292		168121		
400 U STATES		9679		102487		
		44423		340293		
BATTERIES FLASHLIGHT AND PARTS					6139	
100 U KINGDOM				71		
231 HONG KONG		5169		56767		
347 JAPAN		128		2371		
400 U STATES		18163		93057		
		23460		152266		
BATTERIES HEARING AID AND PTS					6140	
100 U KINGDOM				255		
400 U STATES		35819		312451		
		35819		312706		
BATTERIES ELECTRIC PRIMARY NOP					6141	
100 U KINGDOM				72363		
231 HONG KONG				2221		
318 DENMARK		88		229		
327 FRANCE				6481		
335 GERMANY W				8338		
347 JAPAN		3301		21712		
400 U STATES		48459		577355		
		51848		688699		
BATTERIES STORAGE N O P PARTS					6142	
100 U KINGDOM		26197		261596		
327 FRANCE		3323		39825		
335 GERMANY W		2597		18540		
344 ITALY				477		
347 JAPAN				3553		
375 SWEDEN				6717		
384 P RICO				1879		
400 U STATES		105240		1017532		
		137357		1350119		
APPARATUS ELECTRIC HEATING NOP					6143	
100 U KINGDOM		5578		68476		
306 BELGIUM				5731		
335 GERMANY W		1470		15529		
347 JAPAN				325		
354 NETHRLNDS		709		31939		
375 SWEDEN				325		
376 SWITZRLND		210		515		
384 P RICO				9699		
400 U STATES		187071		1308757		
		195038		1441296		
DYNAMOS GENERATORS AND PTS NOP					6144	
100 U KINGDOM		60661		1313224		

IMPORTS INTO CANADA FOR CONSUMPTION

Articles and Countries from which Imported	MONTH OF SEPTEMBER 1958		NINE MONTHS ENDED SEPTEMBER 1958		Class Number
	Quantities	Values (\$)	Quantities	Values (\$)	
306 BELGIUM				39325	
318 DENMARK				6149	
327 FRANCE		15478		16503	
335 GERMANY W		1313		27693	
347 JAPAN				18881	
354 NETHRLNOS				57	
359 NORWAY		1655		3960	
375 SWEDEN				9803	
376 SWITZRLND		1572		1511074	
400 U STATES		564811		6507614	
		645490		9454283	
FUSES FUSE PLUGS CUTOUTS PARTS					
100 U KINGDOM		6689		79926	6145
318 DENMARK				176	
327 FRANCE				2492	
335 GERMANY W				278	
354 NETHRLNOS				56	
376 SWITZRLND				1232	
400 U STATES		82876		989263	
		89565		1073423	
FLUORESCENT TUBES ARC LAMPS	NO				
100 U KINGDOM	64	852	531	2126	6146
354 NETHRLNOS			8669	5032	
400 U STATES			335502	349091	
	72424	77430			
	72488	78282	344702	356249	
LAMPS ELECTRIC INCANDESCENT	NO				
100 U KINGDOM	2801	1851	127650	18487	6148
231 HONG KONG			103000	1240	
306 BELGIUM	3000	395	34159	4536	
335 GERMANY W	5600	832	50976	6585	
347 JAPAN	2008100	36721	18028260	357932	
354 NETHRLNDS	52211	2518	602480	44673	
375 SWEDEN	200	559	1600	1940	
376 SWITZRLND			1225	1224	
400 U STATES	747089	205848	5943348	1960984	
	2819001	248724	24892698	2397601	
LIGHTS HEAD SIDE TAIL TORCHES					
100 U KINGDOM		816		57992	6149
231 HONG KONG		7718		153460	
317 CZECHOS				184	
327 FRANCE		102		534	
335 GERMANY W		5224		51570	
344 ITALY				171	
347 JAPAN		3167		24986	
354 NETHRLNDS		853		22556	
390 GERMANY E				120	
400 U STATES		104015		881261	
		121895		1192834	
ELECTRIC LIGHT FIXTURES N O P					
100 U KINGDOM		6804		120356	6150
231 HONG KONG		113		3112	
305 AUSTRIA		1203		9888	
306 BELGIUM		191		290	
317 CZECHOS		1410		19465	
318 DENMARK		1280		12407	
327 FRANCE		4369		22201	
335 GERMANY W		10573		140904	
340 HUNGARY				71	
344 ITALY		7255		71291	
347 JAPAN		7162		46809	
354 NETHRLNDS		2949		37306	
359 NORWAY		152		2897	
360 ISRAEL				774	
366 PORTUGAL				2982	
372 SPAIN		1251		6871	
375 SWEDEN		3219		11016	
376 SWITZRLND				290	
381 ALASKA		515		515	
389 IRELAND				110	
390 GERMANY E		111		347	
400 U STATES		519063		4312423	
		567620		4822325	
LIGHTNING ARRESTERS REACTORS					
100 U KINGDOM		3630		65987	6151
375 SWEDEN		1674		12035	
376 SWITZRLND				26570	
400 U STATES		45046		239982	
		50350		344574	
MAGNETOS FOR GAS ENGINES					
400 U STATES				38046	6152
				38046	
METERS ELECTRIC AND PARTS NOP					
100 U KINGDOM		9034		112674	6153
305 AUSTRIA				493	
318 DENMARK		1081		5487	
327 FRANCE				679	
335 GERMANY W		823		6424	
347 JAPAN				21526	
354 NETHRLNDS				1133	
376 SWITZRLND				29830	
400 U STATES		1531		1919199	
		197508		2097445	
		209977			
MOTORS ELECTRIC UNDER 10 OOL	NO				
100 U KINGDOM	534	2805	3462	16747	6154
305 AUSTRIA			59	163	
306 BELGIUM			1248	2908	

IMPORTS INTO CANADA FOR CONSUMPTION

Articles and Countries from which Imported	MONTH OF SEPTEMBER 1958		NINE MONTHS ENDED SEPTEMBER 1958		Class Number
	Quantities	Values (\$)	Quantities	Values (\$)	
335 GERMANY W			379	2344	
344 ITALY			95	517	
347 JAPAN			770	1452	
354 NETHRLNDS	3107	8291	7775	20731	
400 U STATES	17850	70875	101891	375479	
	21491	81971	115679	420341	
MOTORS ELECTRIC NOP AND PARTS					6155
100 U KINGDOM		223856		2134026	
306 BELGIUM		51		10348	
317 CZECHO S				72	
318 DENMARK				8885	
327 FRANCE				2574	
334 ST PIERRE E				125	
335 GERMANY		5786		53369	
344 ITALY		57		128	
347 JAPAN				738	
352 MEXICO				71	
354 NETHRLNDS		441		14195	
359 NORWAY				2950	
375 SWEDEN		3383		36796	
376 SWITZRLND		231		11736	
381 ALASKA				355	
400 U STATES		1014894		9710687	
		1248699		11987055	
RHEOSTATS CONTROLLERS STARTERS					6156
100 U KINGDOM		29628		374845	
231 HONG KONG				1797	
305 AUSTRIA		720		1857	
318 DENMARK		1003		5497	
327 FRANCE				1984	
335 GERMANY W		1298		4425	
375 SWEDEN				3255	
376 SWITZRLND		46302		140096	
400 U STATES		768378		7010606	
		847329		7544362	
SAO IRONS ELECTRIC AND PARTS					6157
100 U KINGDOM		8809		49861	
335 GERMANY W		114		879	
347 JAPAN		674		1433	
384 P RICO		12269		61721	
400 U STATES		28363		281775	
		50229		395669	
SELFCONTAINED LIGHTING OUTFITS					6158
100 U KINGDOM				236	
400 U STATES		720		11192	
		720		11428	
SOCKETS OUTLETS RECEPTACLES					6159
100 U KINGDOM		853		3788	
335 GERMANY W		53		566	
344 ITALY		251		251	
354 NETHRLNDS				1523	
400 U STATES		147176		1303023	
		148333		1309151	
SPARK PLUGS MAGNETOS IGNITION					6160
100 U KINGDOM		3779		43066	
335 GERMANY W				9745	
347 JAPAN				3723	
376 SWITZRLND				520	
400 U STATES		71775		727676	
		75554		784730	
SWITCHES SWITCHBOARDS AND PTS					6161
100 U KINGDOM		18489		691735	
305 AUSTRIA		456		4567	
306 BELGIUM				1000	
327 FRANCE		8834		225111	
335 GERMANY W		31112		317909	
347 JAPAN				12520	
354 NETHRLNDS		131		1150	
375 SWEDEN		19973		44485	
376 SWITZRLND		82586		1130941	
384 P RICO				2146	
400 U STATES		703665		6384968	
		865246		8816532	
SWITCHGEAR FOR MINES					6162
100 U KINGDOM		1271		38470	
327 FRANCE				59	
400 U STATES		804		52546	
		2075		98075	
TELEGRAPH APPARATUS AND PARTS					6163
100 U KINGDOM		6548		158431	
234 AUSTRALIA				8246	
318 DENMARK				1141	
335 GERMANY W		49210		858117	
359 NORWAY				2997	
400 U STATES		166484		2592185	
		222242		3621117	
TELEPHONE APPARATUS AND PARTS					6164
100 U KINGDOM		590324		3093883	
234 AUSTRALIA				9561	
305 AUSTRIA		779		4077	
306 BELGIUM				8412	
318 DENMARK		425		13321	
327 FRANCE				8743	
335 GERMANY W		2141		9868	
344 ITALY		30864		250042	
347 JAPAN				2912	

IMPORTS INTO CANADA FOR CONSUMPTION

Articles and Countries from which Imported	MONTH OF SEPTEMBER 1958		NINE MONTHS ENDED SEPTEMBER 1958		Class Number
	Quantities	Values (\$)	Quantities	Values (\$)	
375 SWEDEN		9825		59974	
376 SWITZRLND				3905	
400 U STATES		789480		7925300	
TRANSFORMERS AND PARTS N O P		1423838		11389998	6165
100 U KINGDOM		130353		1345156	
318 DENMARK				316	
327 FRANCE				45012	
335 GERMANY W		12781		94080	
344 ITALY				1016	
347 JAPAN		184		4576	
354 NETHRLNDS		723		12491	
359 NORWAY				113	
375 SWEDEN		14930		137639	
376 SWITZRLND		32892		375837	
400 U STATES		514876		4263592	
RAOID TUBES		706739		6279828	6166
100 U KINGDOM	NO				
327 FRANCE	10720	7958	100958	98705	
335 GERMANY W			2	178	
347 JAPAN	250	176	6789	4080	
354 NETHRLNDS	1500	21495	57472	37283	
375 SWEOEN	38810	15067	730335	247313	
400 U STATES	255	2527	9596	38419	
	474872	497681	4628414	4933632	
	526407	544904	5533566	5359610	
RADIO APPARATUS N O P					6167
100 U KINGDOM		311681		2926387	
305 AUSTRIA		194		1488	
318 OENMARK		183		2626	
327 FRANCE		6623		7020	
335 GERMANY W		51450		359063	
344 ITALY		2050		8581	
347 JAPAN		7097		80755	
354 NETHRLNDS		27072		318090	
375 SWEOEN		8075		40025	
381 ALASKA				54	
400 U STATES		2617138		21196477	
		3031563		24940566	
ELECTRIC DRY SHAVING MACHINES	NO				6168
100 U KINGDOM				4867	
335 GERMANY W	198	1671	1957	20838	
347 JAPAN	120	293	10164	18780	
354 NETHRLNDS	35020	119381	126231	507163	
376 SWITZRLND	225	1193	533	3651	
384 P RICO			15258	75370	
400 U STATES	47303	415240	198316	2199839	
	82866	537778	352459	2830508	
ELECT STEAM GENERATORS AND PTS	NO				6169
100 U KINGDOM		851099	3	8623558	
335 GERMANY W			1	42252	
375 SWEOEN			1	130824	
376 SWITZRLNO				454236	
400 U STATES	1	453801	4	659321	
	1	1304900	9	9910191	
ELECTRIC APPARATUS N O P					6170
100 U KINGDOM		81242		845203	
231 HONG KONG				1284	
234 AUSTRALIA				5170	
305 AUSTRIA				2149	
306 BELGIUM		79		1120	
318 DENMARK		414		3893	
327 FRANCE		1308		21853	
335 GERMANY W		7316		54934	
338 HAITI				200	
340 HUNGARY				361	
344 ITALY		54		1460	
347 JAPAN		5200		46263	
352 MEXICO				340	
354 NETHRLNOS		2176		83838	
375 SWEDEN		4758		38164	
376 SWITZRLND		31476		362975	
384 P RICO		14953		20814	
400 U STATES		2691610		21627187	
		2840586		23117208	
ELECTRIC PRECISION INSTRUMENTS					6171
100 U KINGDOM		54083		602945	
207 UN SO AFR		252		145917	
225 TRINIOAD				20972	
305 AUSTRIA				727	
318 DENMARK		1993		32660	
327 FRANCE		197		2738	
335 GERMANY W		3989		91250	
344 ITALY		1538		3767	
347 JAPAN		194		18238	
354 NETHRLNOS		420		52850	
376 SWITZRLNO		10463		53407	
384 P RICO				407	
400 U STATES		1169906		12143127	
		1243035		13169005	
ELECTRIC OR GAS WELDING APP					6172
100 U KINGDOM		20437		114310	
225 TRINIOAO				912	
305 AUSTRIA				94	
327 FRANCE				1016	
335 GERMANY W		1396		18744	

IMPORTS INTO CANADA FOR CONSUMPTION

Articles and Countries from which Imported	MONTH OF SEPTEMBER 1958		NINE MONTHS ENDED SEPTEMBER 1958		Class Number
	Quantities	Values (\$)	Quantities	Values (\$)	
344 ITALY				878	
354 NETHRLNDS		334		631	
375 SWEDEN		471		5353	
376 SWITZRLND				4880	
400 U STATES		352293		4005689	
		374931		4152507	
RADIO RECEIVING SETS	NO				6173
100 U KINGDOM	192	7312	5159	139370	
305 AUSTRIA	72	1631	533	13398	
306 BELGIUM			76	652	
318 DENMARK			1	171	
327 FRANCE			1	74	
335 GERMANY W	3610	146238	19582	896715	
340 HUNGARY			21	350	
344 ITALY	100	3667	150	6418	
347 JAPAN	9040	108164	88098	989530	
354 NETHRLNDS	1100	26017	9423	225267	
359 NORWAY			9	558	
375 SWEDEN			2	251	
381 ALASKA			1	60	
400 U STATES	10260	352317	46383	1557055	
	24374	645346	169439	3829869	
TELEVISION RECEIVING SETS	NO				6174
335 GERMANY W	1	147	10	2385	
344 ITALY			1	50	
381 ALASKA			1	75	
400 U STATES	2807	370181	7694	1006282	
	2808	370328	7706	1008792	
RADIO SET PARTS					6175
100 U KINGDOM		133201		1351736	
327 FRANCE				5125	
335 GERMANY W		5325		75244	
347 JAPAN				2002	
354 NETHRLNDS		11890		212153	
375 SWEDEN				18993	
376 SWITZRLND				3238	
400 U STATES		449882		2853329	
		600298		4521820	
RADIO TUBE PARTS					6176
100 U KINGDOM		4090		46569	
305 AUSTRIA				1089	
335 GERMANY W		589		1423	
344 ITALY		1880		21649	
354 NETHRLNDS		4417		32337	
375 SWEDEN				511	
400 U STATES		581109		5212593	
		592085		5316171	
SOUND EQUIPMENT N O P					6177
100 U KINGDOM		10732		165048	
231 HONG KONG				60	
234 AUSTRALIA		73		839	
305 AUSTRIA				1773	
306 BELGIUM		559		1471	
318 DENMARK				368	
327 FRANCE				572	
335 GERMANY W		866		20827	
344 ITALY				383	
347 JAPAN		3359		23281	
354 NETHRLNDS		1874		11193	
375 SWEDEN				283	
376 SWITZRLND				1509	
395 PORT W AF				200	
400 U STATES		201209		1890312	
		218672		2118119	
TAPE RECDRERS AND PARTS	NO				6178
100 U KINGDOM	112	8746	562	54658	
234 AUSTRALIA				110	
305 AUSTRIA			17	1501	
335 GERMANY W	96	10328	1244	113681	
347 JAPAN			28	2074	
354 NETHRLNDS	282	17367	3385	187002	
359 NORWAY			19	2522	
375 SWEDEN			8	1777	
376 SWITZRLNO			8	2373	
400 U STATES	294	77374	10420	1259669	
	784	113815	15691	1625367	
LIGHTING FIXTURES GAS COAL OIL					6181
100 U KINGDOM		1173		28997	
231 HONG KONG		728		7488	
305 AUSTRIA				268	
317 CZECHO S		342		1152	
318 DENMARK				258	
327 FRANCE				236	
335 GERMANY W		143		4957	
344 ITALY				2845	
347 JAPAN		2015		14771	
354 NETHRLNDS		81		7470	
375 SWEDEN				1908	
376 SWITZRLND				59	
400 U STATES		14049		144685	
		18531		215094	
GAS MANTLES GAS BURNERS					6182
100 U KINGDOM		1424		1829	
354 NETHRLNDS				85	
400 U STATES		11897		33611	
		13321		35525	

IMPORTS INTO CANADA FOR CONSUMPTION

135

Articles and Countries from which Imported	MONTH OF SEPTEMBER 1958		NINE MONTHS ENDED SEPTEMBER 1958		Class Number
	Quantities	Values (\$)	Quantities	Values (\$)	
GAS METERS AND PARTS					
100 U KINGDOM		1 3767		1 462 63	6183
400 U STATES		1 018 90		1 198 745	
		1 156 57		1 345 008	
PLATES CYLINDERS ENGRAVERS					
100 U KINGDOM		1173		7791	6191
207 UN SO AFR				164	
234 AUSTRALIA				391	
327 FRANCE				1288	
335 GERMANY W		60		1736	
354 NETHRLNDS				15803	
376 SWITZRLND				133	
400 U STATES		81062		726133	
		82295		753439	
PLATES PRINTING 2 COLOURS					
100 U KINGDOM		1796		17389	6192
335 GERMANY W				454	
347 JAPAN				68	
354 NETHRLNDS		200		672	
376 SWITZRLND				671	
400 U STATES		9468		129220	
		11464		148474	
PLATES FOR PRINTING MUSIC					
354 NETHRLNDS				3107	6193
400 U STATES		6810		22347	
		6810		25454	
STEREOTYPES ELECTROTYPES NQP	SQ IN				
400 U STATES	9635	885	120859	16578	6194
	9635	885	120859	16578	
MATRICES FOR STEREOTYPES 475A	SQ IN				
400 U STATES	17700	140	128502	3581	6195
	17700	140	128502	3581	
STEREOTYPES FOR BOOKS	SQ IN				
100 U KINGDOM			8659	1554	6196
305 AUSTRIA	446	835	9239	1344	
327 FRANCE			705	69	
335 GERMANY W			16000	1175	
376 SWITZRLND			240	68	
400 U STATES	398718	21884	3293479	202365	
	399164	22719	3328322	206575	
STEREOTYPES FOR ADVERTISEMENTS	SQ IN				
100 U KINGDOM			9569	1284	6197
335 GERMANY W			15150	209	
354 NETHRLNDS			2673	1997	
376 SWITZRLND			338	115	
400 U STATES	394535	16170	2224250	102545	
	394535	16170	2251980	106150	
TYPE PRINTING CHASES QUOINS					
100 U KINGDOM		3057		17533	6199
231 HONG KONG				1508	
318 DENMARK		88		437	
335 GERMANY W		3942		34489	
354 NETHRLNDS				138	
380 USSR		425		425	
400 U STATES		12094		133524	
		19606		188054	
PRINTG PLATES FOR PUBLICATIONS					
100 U KINGDOM		376		1766	6200
354 NETHRLNDS				100	
400 U STATES		38348		355145	
		38724		357011	
MOULDING MATERIAL ELECTROTYPE					
400 U STATES		3582		22530	6201
		3582		22530	
TUNGSTEN BEARING ORES	CWT				
308 BOLIVIA	661	19828	1765	64375	6208
348 KOREA			560	20837	
372 SPAIN			66	3209	
400 U STATES			3045	127201	
	661	19828	5436	215622	
CHROME ORE	CWT				
205 RHOD NYAS	11434	16597	11434	16597	6210
364 PHIL			662368	629935	
400 U STATES			62420	117320	
	11434	16597	736222	763852	
ANTIMONY OR REGULUS OF	LB				
100 U KINGDOM	45360	6401	85360	16045	6211
231 HONG KONG			22046	3869	
306 BELGIUM			58979	11374	
313 CHINA			50706	8780	
335 GERMANY W			12401	2394	
388 YUGO SLAV			44000	7868	
	45360	6401	273492	50330	
BISMUTH METALLIC NATURAL	LB				
335 GERMANY W			551	1106	6212
363 PERU			3986	7831	
400 U STATES	1030	2254	4310	9089	
	1030	2254	8847	18026	
COBALT ORE	CWT				
					6215
MANGANESE ORE	CWT				
100 U KINGDOM			1253	16159	6216
207 UN SO AFR			60403	127110	
210 GHANA	47242	130664	47242	130664	
215 INDIA			96585	77299	
316 CUBA			95630	137910	

IMPORTS INTO CANADA FOR CONSUMPTION

Articles and Countries from which Imported	MONTH OF SEPTEMBER 1958		NINE MONTHS ENDED SEPTEMBER 1958		Class Number
	Quantities	Values (\$)	Quantities	Values (\$)	
327 FRANCE			29	174	
352 MEXICO			26880	68161	
400 U STATES	7802	59331	174854	577858	
ORES OF METALS N O P	55044	189995	502876	1135335	
	CWT				6217
100 U KINGDOM			301	1353	
234 AUSTRALIA			196	1610	
320 DOM REP			1976	630	
352 MEXICO			3034	74712	
363 PERU			44279	255956	
375 SWEDEN	112	426	112	426	
400 U STATES	1076	8003	21372	142511	
MERCURY OR QUICKSILVER	1188	8429	71270	477198	
	LB				6218
100 U KINGDOM			15	187	
312 CHILE			1560	3940	
314 COLOMBIA			3770	10979	
352 MEXICO	2064	5834	79030	213621	
400 U STATES	1830	5703	21713	63332	
ANODES NICKEL COPPER PRECIOUS	3894	11537	106088	292059	
335 GERMANY W				296	6219
400 U STATES		2877		29746	
ARTICLES FOR AGRIC IMPLEMENTS		2877		30042	
100 U KINGDOM		2397		9119	6220
400 U STATES		24917		335607	
ARTICLES FOR STORAGE BATTERIES		27314		344726	
400 U STATES		3417		104495	6221
BELLS FOR CHURCHES		3417		104495	
100 U KINGDOM				13537	6222
327 FRANCE		4764		99380	
354 NETHRLNDS				25919	
376 SWITZRLND		1225		4504	
400 U STATES		11990		88084	
BELLS AND GONGS N O P		17979		231424	
100 U KINGDOM		620		3186	6223
215 INDIA		65		277	
234 AUSTRALIA				700	
318 DENMARK				415	
335 GERMANY W		398		11656	
347 JAPAN		156		1735	
375 SWEDEN		2141		2141	
376 SWITZRLND				354	
400 U STATES		17129		147143	
SLIDE OR ZIPPER FASTENERS		20509		167607	
100 U KINGDOM				3215	6225
306 BELGIUM		1921		1921	
335 GERMANY W				1314	
347 JAPAN				92	
400 U STATES		2484		45422	
BUCKLES CLASPS EYELETS HOOKS		4694		51964	
100 U KINGDOM		5660		77603	6226
305 AUSTRIA				152	
317 CZECHO S		113		492	
327 FRANCE				174	
335 GERMANY W		5436		61474	
344 ITALY				3826	
347 JAPAN		639		3996	
354 NETHRLNDS				201	
376 SWITZRLND				641	
400 U STATES		147987		1202651	
CAGES ANIMAL OF WIRE AND PARTS		159835		1351210	
100 U KINGDOM		1805		21078	6227
306 BELGIUM		4129		7780	
335 GERMANY W		2594		13340	
347 JAPAN		3406		7352	
354 NETHRLNDS				478	
400 U STATES		6712		50433	
CHRONOMETERS COMPASSES SHIPS		18646		100461	
100 U KINGDOM		4841		137459	6228
335 GERMANY W				37628	
354 NETHRLNDS				605	
375 SWEDEN				198	
400 U STATES		6598		109725	
METAL ARTICLES FOR JEWELLERY		11439		285615	
100 U KINGDOM		499		13697	6229
231 HONG KONG				1609	
335 GERMANY W		3008		14909	
347 JAPAN				477	
400 U STATES		53276		314523	
ARTICLES FOR USE IN FISHERIES		56783		345215	
100 U KINGDOM		1293		26074	6230
318 DENMARK				774	
327 FRANCE				351	
347 JAPAN		2510		58256	
354 NETHRLNDS				5011	

IMPORTS INTO CANADA FOR CONSUMPTION

Articles and Countries from which Imported	MONTH OF SEPTEMBER 1958		NINE MONTHS ENDED SEPTEMBER 1958		Class Number
	Quantities	Values (\$)	Quantities	Values (\$)	
359 NORWAY				11012	
366 PORTUGAL				4424	
372 SPAIN				118	
400 U STATES		26940		177362	
		30743		283382	
ARTICLES N O P FOR MFR SHIPS					6232
100 U KINGDOM		102492		3868672	
318 DENMARK				3036	
334 ST PIERRE				1100	
335 GERMANY W		4856		76468	
347 JAPAN		616		907	
354 NETHRLNDS		3395		17218	
359 NORWAY		1828		7256	
375 SWEDEN				179380	
381 ALASKA				116	
400 U STATES		217798		2668588	
		330985		6822741	
ELEMENTS FOR LAMP FILAMENTS					6233
100 U KINGDOM				165	
305 AUSTRIA		478		29844	
354 NETHRLNDS		3611		22404	
400 U STATES		61488		779327	
		65577		331740	
METAL PTS FOR COVERED BUTTONS					6234
400 U STATES		8745		60921	
		8745		60921	
NAILS TACKS BRASS OR COPPER					6235
100 U KINGDOM				1002	
335 GERMANY W				151	
400 U STATES		404		17926	
		404		19079	
PATTERNS OF METAL NOT MODELS					6236
400 U STATES		28064		128637	
		28064		128637	
UMBRELLA PARTS EXCEPT FABRIC					6237
100 U KINGDOM		50		3143	
305 AUSTRIA		850		1270	
327 FRANCE		171		2187	
335 GERMANY W				24287	
344 ITALY		1512		5008	
347 JAPAN		4363		17971	
376 SWITZRLND				285	
400 U STATES		24917		219958	
		31863		274109	
RIVETS BURRS BRASS OR COPPER					6238
100 U KINGDOM				1232	
335 GERMANY W				465	
400 U STATES		8198		97197	
		8198		98894	
SCREWS OF METAL N O P					6240
100 U KINGDOM		3405		34111	
231 HONG KONG				334	
306 RELGIUM				2835	
335 GERMANY W		159		8295	
347 JAPAN				2019	
375 SWEDEN		575		2833	
400 U STATES		6888		65067	
		11027		115494	
SHOE AND CORSET EYELETS HOOKS					6241
100 U KINGDOM				1015	
327 FRANCE				426	
335 GERMANY W				7616	
344 ITALY		940		29863	
347 JAPAN		440		440	
400 U STATES		21212		155355	
		22592		194715	
WIRE NON FERROUS COVERED					6247
100 U KINGDOM		75605		2388566	
318 DENMARK				2055	
335 GERMANY W				39847	
344 ITALY				686	
347 JAPAN				1475	
354 NETHRLNDS				3343	
376 SWITZRLND				670	
400 U STATES		279659		2659985	
		355264		5096627	
WIRE TINSEL FOR BRAIDS CORDS					6248
335 GERMANY W		1924		52842	
400 U STATES				22439	
		1924		75281	
WIRE STRANDED NON FERROUS					6249
100 U KINGDOM		93		15910	
335 GERMANY W		368		2542	
354 NETHRLNDS				254	
376 SWITZRLND				731	
400 U STATES		50265		165879	
		50726		185316	
WIRE NON FERROUS N O P					6250
100 U KINGDOM		4292		85641	
327 FRANCE				344	
335 GERMANY W				7073	
375 SWEDEN		2606		25288	
400 U STATES		49856		349094	
		56754		467440	
NON FERROUS METALS AND PRODUCT					6251
100 U KINGDOM		36934		348732	

IMPORTS INTO CANADA FOR CONSUMPTION

Articles and Countries from which Imported	MONTH OF SEPTEMBER 1958		NINE MONTHS ENDED SEPTEMBER 1958		Class Number
	Quantities	Values (\$)	Quantities	Values (\$)	
207 UN SO AFR				733	
305 AUSTRIA				118	
306 BELGIUM				834	
314 COLOMBIA				5002	
318 DENMARK				78	
327 FRANCE		2134		2674	
335 GERMANY W		551		11048	
347 JAPAN				2995	
352 MEXICO				8138	
354 NETHRLNDS		225		7756	
375 SWEDEN		296		1339	
376 SWITZRLND		106		569	
400 U STATES		804084		4447809	
		844330		4837825	
PARTS FOR MFR OF SHUTTLES					6252
335 GERMANY W				57	
400 U STATES				53940	
		8866		53997	
HINGES FOR JEWELLERY BOXES					6253
400 U STATES		8048		40965	
		8048		40965	
MATERIALS FOR MFR MINING MACH					6254
400 U STATES		133		20233	
		133		20233	
METAL POWDER FRICTION MATERIAL					6256
400 U STATES				9340	
				9340	
RESIDUES NON FERROUS					6257
100 U KINGDOM	CWT		14493	117699	
400 U STATES			19018	375790	
		917	8255	33511	
		917	8255	493489	
TUNGSTEN CARBIDE INSERTS					6258
100 U KINGDOM				224	
207 UN SO AFR		74759		444122	
335 GERMANY W				234	
339 HONDURAS				416	
375 SWEDEN		13093		291361	
400 U STATES		23299		269292	
		11151		1005649	
TUNGSTEN CARBIDE TIPS BLANKS					6259
100 U KINGDOM				799	
305 AUSTRIA		54		682	
335 GERMANY W				1243	
366 PORTUGAL				124	
375 SWEDEN		3574		32545	
400 U STATES		2441		28449	
		6069		63842	
CIGARETTE LIGHTERS					6260
100 U KINGDOM	DOZ		215	2835	
231 HONG KONG		92	1646	939	
305 AUSTRIA		200	570	42939	
327 FRANCE		2808	8613	6	
335 GERMANY W				132	
347 JAPAN		1612	13615	7778	
375 SWEDEN		15291	38980	184829	
376 SWITZRLND				83	
400 U STATES				72	
		439	10000	4597	
		20442	73424	5861	
				45480	
				217170	
				558655	

IMPORTS INTO CANADA FOR CONSUMPTION

139

Articles and Countries from which Imported	MONTH OF SEPTEMBER 1958		NINE MONTHS ENDED SEPTEMBER 1958		Class Number
	Quantities	Values (\$)	Quantities	Values (\$)	
<u>GROUP 7</u>					
<u>NON METALLIC MINERALS</u>					
ASBESTOS PACKING					
100 U KINGDOM	LB 4895	3378	119423	76362	7001
400 U STATES	9998	11622	87487	106308	
	14893	15000	206910	182670	
ASBESTOS BRAKE LINING FOR AUTO					
100 U KINGDOM		10376		87265	7002
335 GERMANY W		4046		10607	
360 ISRAEL				1768	
400 U STATES		30800		291188	
		45222		390828	
ASBESTOS MANUFACTURES N O P					
100 U KINGDOM		40511		609871	7003
207 UN SO AFR		4111		46645	
306 BELGIUM		75036		153773	
327 FRANCE				1181	
344 ITALY				6912	
376 SWITZRLND				144	
400 U STATES		190622		1669620	
		310280		2488146	
ASBESTOS CLUTCH FACINGS AUTO					
100 U KINGDOM		2332		3294	7004
335 GERMANY W				1872	
400 U STATES		33054		231749	
		35386		236915	
BRAKE LININGS AND FACINGS NOP					
100 U KINGDOM		456		5683	7005
400 U STATES		8944		75252	
		9400		80935	
CHINA CLAY GROUND					
100 U KINGDOM	CWT 61043	48520	676929	505972	7011
400 U STATES	170755	154812	1303204	1190534	
	231798	203332	1980133	1696506	
FIRE CLAY GROUND					
100 U KINGDOM	CWT 892	763	12553	8574	7012
400 U STATES	60924	28440	909114	315407	
	61816	29203	921667	323981	
PIPE CLAY GROUND					
400 U STATES	CWT 34039	3907	99828	11621	7013
	34039	3907	99828	11621	
CLAYS N O P GROUND					
100 U KINGDOM				76	7014
400 U STATES		54628		345610	
		54628		345686	
ZIRCONIUM SILICATE					
100 U KINGDOM				164	7015
234 AUSTRALIA				17601	
400 U STATES		6597		87962	
		6597		105727	
ZIRCONIUM OXIDE					
400 U STATES		2262		18237	7016
		2262		18237	
SAGGARS FOR CERAMIC PRODUCTS					
400 U STATES		2138		39539	7017
		2138		39539	
ACTIVATED CLAY TO REFINE OILS					
335 GERMANY W				2470	7018
400 U STATES		73198		765492	
		73198		767962	
GROG FOR REFRACTORY MATERIALS					
400 U STATES	TON 777	30124	6167	212590	7019
	777	30124	6167	212590	
BRICK BUILDING					
100 U KINGDOM			14	370	7021
400 U STATES	10406	236951	70371	1600254	
	10406	236951	70385	1600624	
BRICK FIRE CHROME					
400 U STATES		19504		287681	7022
		19504		287681	
BRICK FIRE MAGNESITE					
100 U KINGDOM		5902		24331	7023
335 GERMANY W				19031	
400 U STATES		998		257847	
		6900		301209	
BRICK FIRE 90 PER CENT SILICA					
335 GERMANY W				29082	7024
400 U STATES		30669		942745	
		30669		971827	
BRICK FIRE 100 DOL THOUSAND					
100 U KINGDOM		1889		1889	7025
335 GERMANY W		1687		14966	
400 U STATES		60773		663998	
		64349		680853	
BRICK FIRE FURNACE OR KILN					
100 U KINGDOM		775		61031	7026
335 GERMANY W		304		10131	
400 U STATES		415084		3084101	
		416163		3155263	
BRICK FIRE N O P					
100 U KINGDOM		26398		223357	7027

IMPORTS INTO CANADA FOR CONSUMPTION

Articles and Countries from which Imported	MONTH OF SEPTEMBER 1958		NINE MONTHS ENDED SEPTEMBER 1958		Class Number
	Quantities	Values (\$)	Quantities	Values (\$)	
318 DENMARK				58947	
335 GERMANY W		529		4776	
400 U STATES		194360		1823364	
BRICK PAVING		221287		2110444	
400 U STATES	TON				7028
	468	7288	2028	31492	
	468	7288	2028	31492	
BUILDING BLOCKS BUILDING TILE				97696	7029
100 U KINGDOM				21523	
306 BELGIUM		247		782	
344 ITALY		782		693526	
400 U STATES		68467		813527	
		69496			
DRAIN PIPES SEWER PIPES N O P					7030
100 U KINGDOM		3010		27046	
327 FRANCE				5882	
400 U STATES		25245		194325	
		28255		227253	
TILES FOR MOSAIC FLOORING					7032
100 U KINGDOM		653		33324	
335 GERMANY W		291		1045	
344 ITALY		1139		30880	
347 JAPAN		22451		159260	
372 SPAIN		121		4302	
400 U STATES		1888		30698	
		26543		259509	
EARTHENWARE TILES FOR ROOFING					7033
306 BELGIUM		397		868	
400 U STATES				1427	
		397		2295	
TILES EARTHENWARE N O P					7034
100 U KINGDOM		71245		711264	
306 BELGIUM				9036	
317 CZECHO S		2938		43765	
327 FRANCE		1225		4676	
335 GERMANY W		5256		40829	
344 ITALY				10581	
347 JAPAN		25773		151950	
352 MEXICO				959	
354 NETHRLNDS				100	
372 SPAIN		9009		59784	
400 U STATES		17333		161424	
		132779		1194368	
CHINA AND PORCELAIN WARE N O P					7043
100 U KINGDOM		1593		20685	
231 HONG KONG				405	
327 FRANCE		154		1864	
335 GERMANY W		200		1502	
344 ITALY		60		1155	
347 JAPAN		568		3853	
390 GERMANY E		163		655	
400 U STATES		1820		15094	
		4558		45213	
DEMIJOHNS CHURNS CROCKS N O P					7045
100 U KINGDOM				259	
335 GERMANY W				52	
347 JAPAN				214	
400 U STATES		4431		26052	
		4431		26577	
TABLEWARE OF CHINA PORCELAIN					7046
100 U KINGDOM		693281		8268090	
220 BERMUDA				993	
223 BARBADOS				151	
231 HONG KONG		1926		13982	
234 AUSTRALIA				473	
305 AUSTRIA		173		801	
306 BELGIUM		70		2391	
310 BULGARIA				543	
317 CZECHO S				755	
318 DENMARK		2882		20603	
326 FINLAND				533	
327 FRANCE		1832		31444	
335 GERMANY W		12772		145983	
336 GREECE				50	
340 HUNGARY		296		491	
344 ITALY		6221		39805	
347 JAPAN		66936		709334	
354 NETHRLNDS		925		3381	
359 NORWAY		112		1300	
360 ISRAEL				50	
366 PORTUGAL		441		3946	
372 SPAIN				1282	
375 SWEDEN		446		3065	
376 SWITZRLND		274		1515	
384 P RICO		2208		2208	
390 GERMANY E		464		5249	
400 U STATES		145389		1286042	
		936648		10544460	
STONEWARE EARTHENWARE N O P					7047
100 U KINGDOM		20467		282921	
231 HONG KONG		1144		6491	
234 AUSTRALIA				73	
305 AUSTRIA		682		2054	
306 BELGIUM		447		5637	
317 CZECHO S				171	
318 DENMARK		1282		15225	

IMPORTS INTO CANADA FOR CONSUMPTION

141

Articles and Countries from which Imported	MONTH OF SEPTEMBER 1958		NINE MONTHS ENDED SEPTEMBER 1958		Class Number
	Quantities	Values (\$)	Quantities	Values (\$)	
326 FINLAND				455	
327 FRANCE		2542		12747	
335 GERMANY W		12955		117556	
336 GREECE		182		2556	
340 HUNGARY				984	
344 ITALY		10986		86436	
347 JAPAN		37159		456845	
352 MEXICO				1039	
354 NETHRLNDS		2775		14617	
359 NORWAY		759		5630	
360 ISRAEL				199	
366 PORTUGAL		2126		2818	
372 SPAIN		392		4878	
375 SWEDEN		2437		17242	
376 SWITZRLND		208		2870	
384 P RICO				398	
390 GERMANY E		525		1626	
400 U STATES		88084		603988	
		185152		1645456	
CHEMICAL STONWARE ACID RESIST					7048
100 U KINGDOM		572		8723	
400 U STATES		17075		111771	
		17647		120494	
PORCELAIN RUBBER GLOVE FORMS					7049
400 U STATES		270		8272	
		270		8272	
ARTIFICIAL TEETH NOT MOUNTED					7051
100 U KINGDOM		102		3546	
225 TRINIDAD		2366		35246	
327 FRANCE				126	
335 GERMANY W		5293		52545	
344 ITALY		333		943	
347 JAPAN				894	
354 NETHRLNDS				698	
376 SWITZRLND		263		92868	
400 U STATES		97992		856487	
		106349		1043353	
BATHS BATHTUBS BASINS ETC NOP					7052
100 U KINGDOM		104995		924700	
326 FINLAND				7965	
335 GERMANY W		2866		31486	
344 ITALY		1571		32156	
347 JAPAN		11655		154568	
359 NORWAY		390		13769	
400 U STATES		316194		2313233	
		437671		3477877	
CRUCIBLES N O P AND COVERS					7053
100 U KINGDOM		585		7614	
327 FRANCE				54	
335 GERMANY W				1482	
400 U STATES		11968		58167	
		12553		67317	
INSULATORS ELECTRIC PORCELAIN					7055
100 U KINGDOM		1285		136183	
327 FRANCE				715	
335 GERMANY W				1486	
347 JAPAN		6520		120281	
376 SWITZRLND				4479	
400 U STATES		38098		329410	
		45903		592554	
MANUFACTURES OF CLAY N O P					7056
100 U KINGDOM		1299		18732	
215 INDIA		1232		10250	
306 BELGIUM		1656		2924	
318 DENMARK		3231		7304	
327 FRANCE		640		640	
335 GERMANY W				12248	
400 U STATES		45690		527984	
		53748		580082	
BRIQUETTES OF COAL DR COKE					7060
400 U STATES	TON	2690	32366	24404	317999
		2690	32366	24404	317999
ANTHRACITE SCREENINGS					7061
400 U STATES	TON			3098	16694
				3098	16694
ANTHRACITE DOMESTIC SIZES					7062
100 U KINGDOM	TON	5791	100156	30061	522004
400 U STATES		140820	1770814	771953	10164308
		146611	1870970	802014	10686312
ANTHRACITE SMALLER SIZES N O P					7063
100 U KINGDOM	TON	4548	64711	24113	347529
400 U STATES		41955	359346	236864	2208457
		46503	424057	260977	2555986
COAL BITUMINOUS SUB BITUMINOUS					7064
400 U STATES	TON	1395255	7401553	9303173	49737912
		1395255	7401553	9303173	49737912
COAL LIGNITE					7065
400 U STATES	TON	37	192	334	1625
		37	192	334	1625
COAL EXWAREHOUSED SHIPS STORES					7066
400 U STATES	TON	39557	201420	221104	1149496
		39557	201420	221104	1149496
COAL DUST AND COAL N O P					7067
400 U STATES	TON	393	7206	2647	45972
		393	7206	2647	45972

IMPORTS INTO CANADA FOR CONSUMPTION

Articles and Countries from which Imported		MONTH OF SEPTEMBER 1958		NINE MONTHS ENDED SEPTEMBER 1958		Class Number
		Quantities	Values (\$)	Quantities	Values (\$)	
BENZOL		GAL				7070
	100 U KINGDOM			200	203	
	335 GERMANY W	405727	158234	405727	158234	
	354 NETHRLNDS	930420	378987	930420	378987	
	380 USSR			991914	309193	
	400 U STATES	864650	312158	313354	1131521	
		2200797	849379	5461815	1978138	
COAL TAR CRUDE		GAL				7071
	100 U KINGDOM	5338	1422	146621	35103	
	400 U STATES	16247	4383	382270	77022	
		21585	5805	528891	112125	
COAL PITCH		CWT				7072
	100 U KINGDOM			297473	500696	
	400 U STATES	55454	118779	709994	1442039	
		55454	118779	1007467	1942735	
CARBOLIC OR HEAVY OIL		GAL				7073
	100 U KINGDOM	855145	147035	1330370	257196	
	234 AUSTRALIA			11240	2848	
	400 U STATES	129981	25613	994135	189326	
		985126	172648	2335745	449370	
COKE PETROLEUM		TON				7074
	400 U STATES	23417	336060	220552	2934177	
		23417	336060	220552	2934177	
COKE N O P		TON				7077
	100 U KINGDOM			63	2144	
	400 U STATES	18638	300718	211581	3490648	
		18638	300718	211644	3492792	
DECANTERS AND TUMBLERS						7079
	100 U KINGDOM		355		2172	
	306 BELGIUM		2184		5546	
	317 CZECHO S		88		805	
	318 DENMARK				466	
	327 FRANCE		3527		14588	
	335 GERMANY W		4028		8861	
	340 HUNGARY		108		1544	
	344 ITALY		107		222	
	347 JAPAN		3622		6731	
	354 NETHRLNDS				134	
	375 SWEDEN		120		657	
	400 U STATES		59130		437740	
			73269		479466	
LAMP CHIMNEYS						7080
	335 GERMANY W		1174		3479	
	400 U STATES		3041		37659	
			4215		41138	
GLASS PLATES FOR OPTICAL MFR						7081
	100 U KINGDOM		419		1873	
	335 GERMANY W		7748		25743	
	400 U STATES		37762		401337	
			45929		428953	
GLASS CARBOYS BOTTLES JARS						7082
	100 U KINGDOM		10704		478331	
	231 HONG KONG				814	
	305 AUSTRIA		591		1536	
	306 BELGIUM		463		3084	
	317 CZECHO S		1403		5524	
	318 DENMARK		329		2222	
	326 FINLAND				232	
	327 FRANCE		2511		25489	
	335 GERMANY W		7298		33074	
	344 ITALY		2088		27659	
	347 JAPAN		2957		27831	
	354 NETHRLNDS		270		331	
	375 SWEDEN		390		2986	
	376 SWITZRLND				478	
	400 U STATES		749674		5043410	
			778678		5653001	
GLASS TABLEWARE CUT GLASS NOP						7083
	100 U KINGDOM		25009		269903	
	220 BERMUDA				114	
	305 AUSTRIA		65		1858	
	306 BELGIUM		28746		135375	
	317 CZECHO S		41379		289177	
	318 DENMARK		3210		15491	
	326 FINLAND				1084	
	327 FRANCE		5458		72123	
	335 GERMANY W		77713		446964	
	340 HUNGARY		6901		33517	
	344 ITALY		6222		56059	
	347 JAPAN		9002		95301	
	352 MEXICO		613		698	
	354 NETHRLNDS		6135		22122	
	359 NORWAY		712		1413	
	365 POLAND		4274		16394	
	366 PORTUGAL				1781	
	372 SPAIN				894	
	375 SWEDEN		15945		72634	
	376 SWITZRLND		123		123	
	389 IRELAND				4479	
	390 GERMANY E		882		7523	
	400 U STATES		192042		1315130	
			424431		2860157	
LAMP BULBS AND TUBING FOR						7084
	100 U KINGDOM				1922	
	335 GERMANY W				1014	
	354 NETHRLNDS				880	

IMPORTS INTO CANADA FOR CONSUMPTION

Articles and Countries from which Imported	MONTH OF SEPTEMBER 1958		NINE MONTHS ENDED SEPTEMBER 1958		Class Number		
	Quantities	Values (\$)	Quantities	Values (\$)			
400 U STATES		212381		1893080	7085		
GLASS SHADES OR GLOBES		212381		1896896			
100 U KINGDOM				3191	7086		
327 FRANCE				1555			
335 GERMANY W		118		633			
344 ITALY		131		595			
347 JAPAN				92			
400 U STATES		13629		111091			
LENSES GLASS N O P		13878		117157	7086		
100 U KINGDOM				1566			
305 AUSTRIA				124			
327 FRANCE				1240			
335 GERMANY W		3623		24672			
347 JAPAN				350			
400 U STATES		21557		186769	7087		
FRESNEL TYPE LENSES GLOBES		25180		214721			
100 U KINGDOM				532	7088		
400 U STATES		6184		84925			
MOULDED SHAPES FOR ELECT FIXT		6184		85457	7088		
100 U KINGDOM		2287		22013			
305 AUSTRIA				6641			
317 CZECHO S		2721		32783			
318 DENMARK		501		690			
335 GERMANY W		3084		48522			
344 ITALY				65			
354 NETHRLNDS		1752		25701			
375 SWEDEN				187			
400 U STATES		172488		1174903			
HEAT RESISTING GLASSWARE		182833		1311505		7089	
100 U KINGDOM		17333		134755			
305 AUSTRIA		337		917			
306 BELGIUM				82			
317 CZECHO S				1125			
335 GERMANY W		3071		17494			
400 U STATES		348663		3465806			
SHEET GLASS OVER		369404		3620179	7090		
34 OZ SQ FT	SQ FT						
100 U KINGDOM	66994	17758	522522	148459			
306 BELGIUM	158590	40721	2056922	544952			
317 CZECHO S	8173	1227	106430	17145			
327 FRANCE	48027	11937	385225	90088			
335 GERMANY W	240090	49312	1563898	354984			
347 JAPAN	28000	5373	133266	21034			
354 NETHRLNDS	238	226	1878	1342			
372 SPAIN			2982	804			
390 GERMANY E	1000	153	19000	2420			
400 U STATES	194455	55912	939343	332695			
SHEET GLASS TRANSPRT TO 34 OZ	SQ FT	745567	192619	5731466		1513923	7091
100 U KINGDOM	228009	20749	6652735	600545			
306 BELGIUM	1506427	154044	11885155	1258553			
313 CHINA			12200	625			
317 CZECHO S	428300	16486	6192470	246926			
327 FRANCE	437501	36022	3278177	299917			
335 GERMANY W	993702	93455	7555256	698579			
347 JAPAN	79000	4527	3012269	177346			
354 NETHRLNDS			14000	1564			
365 POLAND	150200	3928	980200	22467			
370 ROUMANIA			42000	1597			
372 SPAIN	14130	924	32448	2764			
380 USSR			1984700	83662			
390 GERMANY E	548000	21415	2273100	102985			
400 U STATES	4225	443	7955	1279			
PLATE GLASS NOT OVER 7 SQ FT	SQ FT	4389494	351993	43922665	3498809	7093	
100 U KINGDOM	8418	2805	220223	86214			
306 BELGIUM	11978	4514	68769	28234			
327 FRANCE	170	69	59742	23128			
335 GERMANY W	519	783	10565	6100			
400 U STATES	20519	10503	122570	58343			
PLATE GLASS 7 TO 25 SQ FT	SQ FT	41604	18674	481869	202019	7094	
100 U KINGDOM	448367	177102	3453004	1344197			
306 BELGIUM	68822	30382	307241	148038			
317 CZECHO S			272	219			
327 FRANCE	12025	5685	161935	80254			
335 GERMANY W	7815	3748	79503	42633			
354 NETHRLNDS			1087	926			
400 U STATES	192431	91505	970955	481241			
PLATE GLASS N O P	SQ FT	729460	308422	4973897	2097508	7095	
100 U KINGDOM	234400	112852	1965515	1041599			
306 BELGIUM	162709	87778	1026162	544530			
317 CZECHO S			5386	2091			
327 FRANCE	5782	2865	237290	122755			
335 GERMANY W	62783	32951	347055	182752			
354 NETHRLNDS			1865	1278			
400 U STATES	1693368	767723	10204518	4576219			
LAMINATED GLASS SHEETS	SQ FT	2159042	1004169	13787791	6471224	7097	
100 U KINGDOM	20060	10500	253287	129575			

IMPORTS INTO CANADA FOR CONSUMPTION

Articles and Countries from which Imported	MONTH OF SEPTEMBER 1958		NINE MONTHS ENDED SEPTEMBER 1958		Class Number
	Quantities	Values (\$)	Quantities	Values (\$)	
306 BELGIUM			15881	18722	
317 CZECHO S			3007	1274	
335 GERMANY W	6059	3480	77720	41196	
400 U STATES	1327	1904	8084	13152	
	27446	15884	357979	203919	
GLASS SHEETS WIRED	SQ FT				7099
100 U KINGDOM	51106	18499	606035	209029	
306 BELGIUM	5629	1072	124008	23544	
327 FRANCE	520	121	77568	10191	
335 GERMANY W	3023	2564	29468	11558	
354 NETHRLNDS	8286	5503	115045	69128	
365 POLAND			22640	1788	
400 U STATES	1440	616	19221	10328	
	70004	28375	993985	335566	
GLASS CAST AND SHEET GLASS NOPS	SQ FT				7100
100 U KINGDOM	9259	2071	123783	26036	
306 BELGIUM	745	622	20540	7771	
317 CZECHO S	1482	422	1482	422	
327 FRANCE			1100	150	
335 GERMANY W			10705	3983	
400 U STATES	6248	2363	36832	11697	
	17734	5478	194442	49959	
ORNAMENTAL COLOURED GLASS	SQ FT				7111
100 U KINGDOM	5845	5175	147448	57960	
306 BELGIUM	6409	5272	52706	18200	
317 CZECHO S			16205	8128	
327 FRANCE			1816	4193	
335 GERMANY W	12645	2939	36157	21880	
354 NETHRLNDS			2258	1263	
400 U STATES	907	783	103164	85069	
	25806	14169	359754	196693	
PAINTED OBSCURED WHITE GLASS	SQ FT				7112
100 U KINGDOM	110071	18225	1537578	254049	
306 BELGIUM	92674	15035	906886	135978	
317 CZECHO S			71200	3311	
327 FRANCE	21833	2625	193521	17093	
335 GERMANY W	11876	4018	117539	30304	
347 JAPAN			79500	5719	
354 NETHRLNDS			686	524	
400 U STATES	80858	27559	645328	218066	
	317312	67462	3552238	665044	
STAINED OR ORNAMENTAL WINDOWS					7113
100 U KINGDOM		974		24111	
305 AUSTRIA				2278	
306 BELGIUM		1543		8220	
327 FRANCE		6262		71182	
335 GERMANY W				7941	
344 ITALY				250	
354 NETHRLNDS		3040		4372	
365 POLAND				1176	
389 IRELAND				1681	
400 U STATES		566		6771	
		12385		127982	
MIRRORS OF GLASS FRAMED OR NOT					7114
100 U KINGDOM		9899		113122	
231 HONG KONG				58	
305 AUSTRIA		147		437	
306 BELGIUM		12633		231614	
318 DENMARK				473	
327 FRANCE		104		1233	
335 GERMANY W		4554		36584	
344 ITALY		152		5157	
347 JAPAN		2648		35922	
354 NETHRLNDS				9037	
375 SWEDEN				709	
390 GERMANY E				86	
400 U STATES		78540		673875	
		108677		1108307	
GLASS BALLS FOR FIBRES OR YARN					7120
100 U KINGDOM				37189	
400 U STATES		30303		210962	
		30303		248151	
GLASS TO BE CUT OR MOUNTED					7121
100 U KINGDOM		118		392	
306 BELGIUM		4467		70480	
317 CZECHO S		2425		7777	
327 FRANCE				1296	
335 GERMANY W		7625		53531	
340 HUNGARY		1691		4416	
375 SWEDEN				683	
400 U STATES		37062		228939	
		53388		367514	
GLASS BLANKS FOR REFLECTORS					7122
400 U STATES		17959		170777	
		17959		170777	
BEADS FOR MFR IMITATION PEARLS					7123
305 AUSTRIA		404		2033	
347 JAPAN				102	
400 U STATES		1416		22275	
		1820		24410	
ARTIFICIAL EYES CONTACT LENSES					7124
327 FRANCE				110	
335 GERMANY W				300	
400 U STATES		481		10140	
		481		10550	

IMPORTS INTO CANADA FOR CONSUMPTION

145

Articles and Countries from which Imported	MONTH OF SEPTEMBER 1958		NINE MONTHS ENDED SEPTEMBER 1958		Class Number
	Quantities	Values (\$)	Quantities	Values (\$)	
PHOTOGRAPHIC DRY PLATES					7125
100 U KINGDOM		5180		39242	
306 BELGIUM				3710	
400 U STATES		7480		79740	
		12660		122692	
SPECTACLES EYE GLASS LENSES					7126
100 U KINGDOM		140		5640	
305 AUSTRIA		707		42188	
327 FRANCE		737		56168	
335 GERMANY W		2925		45300	
344 ITALY		661		100764	
347 JAPAN		133		50064	
400 U STATES		17743		417765	
		23046		717889	
MANUFACTURES OF GLASS N O P					7127
100 U KINGDOM		12096		69707	
231 HONG KONG		620		50674	
305 AUSTRIA		1928		10687	
306 BELGIUM		43302		382832	
317 CZECHO S		8366		41454	
318 DENMARK		695		6510	
326 FINLAND				591	
327 FRANCE		4158		35058	
335 GERMANY W		13377		142766	
344 ITALY		5559		79130	
347 JAPAN		1746		28206	
352 MEXICO				484	
354 NETHRLNDS		123		1771	
365 POLAND		57		57	
366 PORTUGAL				105	
375 SWEDEN		2069		22560	
376 SWITZRLND		119		1410	
390 GERMANY E		290		595	
400 U STATES		192283		1647273	
		286788		2521870	
GLASS WOOL OR FIBRE GLASS	LB				7128
100 U KINGDOM	220	432	2785	1170	
400 U STATES	61302	41188	1325496	603386	
	61522	41620	1328281	604556	
GLASS BLOCKS					7129
100 U KINGDOM				106	
317 CZECHO S		2592		13201	
352 MEXICO				17590	
400 U STATES		69156		452627	
		71748		483524	
PLUMBAGO NOT GROUND OR MFRD					7131
100 U KINGDOM				201	
203 B E AFR		207		553	
327 FRANCE				209	
333 MADAGASCR		199		337	
335 GERMANY W				314	
352 MEXICO				20704	
400 U STATES		2227		21086	
		2633		43404	
CRUCIBLES PLUMBAGO AND COVERS					7132
100 U KINGDOM		5105		53182	
400 U STATES		6488		74195	
		11593		127377	
PLUMBAGO GROUND ANO MFRS NOP					7133
100 U KINGDOM		11068		42787	
305 AUSTRIA				208	
335 GERMANY W		1871		15561	
354 NETHRLNDS				57	
376 SWITZRLND				135	
400 U STATES		44206		611976	
		57145		670724	
MICA UNMANUFACTURED	CWT				7138
100 U KINGDOM			1	400	
215 INDIA			2603	136194	
309 BRAZIL			7	556	
400 U STATES	1045	9534	4525	32835	
	1045	9534	7136	169985	
MICA MANUFACTURES OF					7139
100 U KINGDDM		769		19841	
335 GERMANY W				56	
352 MEXICO				2054	
400 U STATES		30831		277507	
		31600		299458	
ASPHALTUM OR ASPHALT	CWT				7141
100 U KINGDOM	22	147	208	1139	
318 DENMARK			22	167	
400 U STATES	29331	54745	246207	489490	
	29353	54892	246437	490796	
ASPHALTUM OIL FOR PAVING	GAL				7143
400 U STATES	37266	5686	367802	45490	
	37266	5686	367802	45490	
OIL FOR CONCENTRATION OF ORES	GAL				7151
400 U STATES	25179	32691	156191	226344	
	25179	32691	156191	226344	
CRUDE PETROLEUM	M GAL				7153
303 ARABIA	87229	5507503	726756	47600308	
343 IRAQ			8545	619679	
387 VENEZUELA	208926	16365008	1877101	148339696	
400 U STATES	1604	123594	46534	4519279	
	297759	21996105	2658936	201078962	

IMPORTS INTO CANADA FOR CONSUMPTION

Articles and Countries from which Imported	MONTH OF SEPTEMBER 1958		NINE MONTHS ENDED SEPTEMBER 1958		Class Number
	Quantities	Values (\$)	Quantities	Values (\$)	
PETROLEUM TOPS FOR REFINERS 225 TRINIDAD	GAL 9219878	668203	51154686	3685628	7154
FUEL OIL EXWARE SHIPS STORES 400 U STATES	GAL 9219878	668203	51154686	3685628	7156
AVIATION GASOLINE	GAL 36951	2079	48498	2729	7161
357 NETH ANT			4232108	838533	
381 ALASKA	86303	24344	706486	191683	
400 U STATES	15182315	2885766	56272335	10947514	
KEROSENE N O P	GAL 15268618	2910110	61210929	11977730	7162
357 NETH ANT			3033489	312424	
381 ALASKA	629	333	67278	15512	
400 U STATES	312775	35707	2257065	333281	
ENGINE DISTILLATE 8017 OR OVER 400 U STATES	GAL 313404	36040	5357832	661217	7163
GASOLINE UNDER 8236 SP G N O P	GAL		21566	2927	7164
357 NETH ANT	9998312	1353470	58508038	7482116	
381 ALASKA	421469	85898	2031893	416352	
400 U STATES	2080361	369108	14773972	2546751	
CASINGHEAD GASOLINE BLENDING	GAL 12500142	1808476	75313903	10445219	7165
LUB OILS UNDER 250 PER GAL	GAL				7166
100 U KINGDOM	4043	805	4841	922	
400 U STATES	896279	186413	13643897	2850526	
PETRO LUB OILS 250 GAL OR OVER	GAL 900322	187218	13648738	2851448	7167
100 U KINGDOM	4095	3720	41506	40051	
327 FRANCE			21	126	
335 GERMANY W	2250	1704	2250	1704	
354 NETHRLNDS			29063	20827	
375 SWEDEN			40	55	
376 SWITZRLND			45	515	
381 ALASKA	4110	2765	60053	51082	
400 U STATES	1126063	504260	12497978	5174692	
OILS MINERAL N O P	GAL 1136518	512449	12630956	5289052	7168
100 U KINGDOM	1205	467	11322	3054	
354 NETHRLNDS			197	180	
400 U STATES	69356	94506	657209	793474	
STOVE OIL NO 1 FUEL OIL	GAL 70561	94973	668728	796708	7171
357 NETH ANT	6751050	659572	52675767	5437977	
381 ALASKA			3960147	716438	
400 U STATES	151892	22253	11420065	1662707	
LIGHT FUEL OILS NOS 2 AND 3	GAL 6902942	681825	68055979	7817122	7172
357 NETH ANT	11394777	1123170	58238129	5729041	
381 ALASKA	662	129	662	129	
387 VENEZUELA	19161935	1798864	47595954	4512367	
400 U STATES	10838642	1233770	66780819	7431300	
HEAVY FUEL OILS NOS 4 5 AND 6	GAL 41396016	4155933	172615564	17672837	7173
357 NETH ANT	9732123	595266	49116669	3067875	
387 VENEZUELA	7263097	447483	18503576	1144406	
400 U STATES	10448328	711927	109484737	7324350	
DIESEL FUEL	GAL 27443548	1754676	177104982	11536631	7174
100 U KINGDOM			25078	3556	
335 GERMANY W			10422	1505	
354 NETHRLNDS	3929	521	21253	2825	
357 NETH ANT	5347647	513579	17477151	1675611	
359 NORWAY	32147	2893	38057	3680	
381 ALASKA	550153	88203	2691651	437059	
387 VENEZUELA			3594494	339068	
400 U STATES	373131	37910	11278278	1383404	
PETROL GREASE LUBRICATING NOP	GAL 6307007	643106	35136384	3846708	7181
100 U KINGDOM	5792	674	22737	6178	
335 GERMANY W			3940	790	
381 ALASKA	2710	601	57871	8801	
400 U STATES	1323879	160790	11828735	1471713	
PETROL JELLIES TOILET MEDICINE	LB 1332381	162065	11913283	1487482	7182
100 U KINGDOM		104		592	
335 GERMANY W		841		841	
400 U STATES		66207		580113	
PARAFFINE WAX	LB 67152			581546	7183
100 U KINGDOM			5460	504	
215 INDIA			2240000	96252	
400 U STATES	2865359	200201	28997149	1966659	
CANDLES PARAFFINE WAX	LB 2865359	200201	31242609	2063415	7184
100 U KINGDOM			64	129	
318 DENMARK	3290	658	3822	920	
327 FRANCE	189	106	279	304	
335 GERMANY W	3249	1396	8543	4427	
347 JAPAN	6742	1537	72475	15505	
372 SPAIN			64	195	
375 SWEDEN	3161	904	3999	1228	
376 SWITZRLND			420	84	

IMPORTS INTO CANADA FOR CONSUMPTION

147

Articles and Countries from which Imported	MONTH OF SEPTEMBER 1958		NINE MONTHS ENDED SEPTEMBER 1958		Class Number
	Quantities	Values (\$)	Quantities	Values (\$)	
389 IRELAND			4 580	1 603	
400 U STATES	27 555	9 033	1 357 770	4 871 10	
PRODUCTS OF PETROLEUM N O P	4 418 6	1 363 4	2 300 36	7 309 9	7 185
100 U KINGDOM			7 40	3 17	
381 ALASKA	2 789	1 208	1 354 7	6 363	
400 U STATES	1 990 043	2 931 30	1 563 287 6	3 052 518	
LIQUEFIED PETROLEUM GASES	1 928 32	2 943 38	1 564 716 3	3 059 198	7 186
100 U KINGDOM			3 410	3 41	
327 FRANCE			35	138	
400 U STATES	1 599 666	1 339 43	1 432 727 8	1 497 269	
NAPHTHA INCL SOLVENT NAPHTHA	1 599 666	1 339 43	1 433 072 3	1 497 748	7 187
100 U KINGDOM			216	481	
335 GERMANY W			724	2 351	
381 ALASKA			180	840	
400 U STATES	812 043	1 814 13	11 523	4 208	
ARTIFICIAL ABRASIVE GRAINS	812 520	1 820 28	8 379 280	18 607 61	7 191
100 U KINGDOM				2646	
400 U STATES		1 785 79		1 325 393	
DIAMONDS BLACK BORT FOR BORERS		1 785 79		1 328 039	7 192
100 U KINGDOM	500	1 723	68 546	32 373 2	
207 UN SO AFR	6 130	29 120	71 503	33 714 5	
221 B GUIANA			190	1 800	
224 JAMAICA			226	1 497	
306 BELGIUM			858	5 134	
335 GERMANY W			19	144	
400 U STATES	29 656	149 862	464 611	2 597 005	
DIATOMACEOUS EARTH	3 628 6	1 807 05	605 953	3 266 457	7 193
318 DENMARK				723	
400 U STATES	39 581	90 624	397 930	8 644 18	
EMERY IN BULK	39 581	90 624	398 583	8 651 41	7 194
335 GERMANY W				269	
400 U STATES		1 770 7		1 881 62	
GRINDING WHEELS BONDED		1 770 7		1 884 31	7 195
100 U KINGDOM		2 220		2 776 7	
305 AUSTRIA				380	
327 FRANCE				53	
335 GERMANY W		2 220		2 652 4	
344 ITALY				281	
354 NETHRLNDS				10 30	
359 NORWAY		1 132		2 008 4	
375 SWEDEN				4 384	
376 SWITZRLND				611	
400 U STATES		1 310 72		1 259 044	
GRINDING STONES BLOCKS BONDED		1 366 44		1 340 158	7 196
100 U KINGDOM		656		2 456	
306 BELGIUM				241	
335 GERMANY W				4 943	
344 ITALY				157	
375 SWEDEN		873		1 189	
400 U STATES		11 625		21 656 5	
GRINDSTONES 36 INCHES OR OVER		13 154		22 555 1	7 198
400 U STATES	NO	3	229	36	606
GRINDSTONES N O P	NO	3	229	36	606
100 U KINGDOM		80	571	445	1 712
400 U STATES		6	52	235	2 171
PUMICE PUMICE STONE LAVA TUSA		86	623	680	3 883
335 GERMANY W				57	
344 ITALY				40 25	
400 U STATES		29 707		20 889 1	
COATED ABRASIVE PAPER CLOTH		29 707		21 297 3	7 200
100 U KINGDOM		834		4 861	
335 GERMANY W		10 43		4 558	
359 NORWAY				2 344	
365 POLAND				3 295	
375 SWEDEN				118	
376 SWITZRLND				540	
400 U STATES		8 648 7		60 837 3	
MFRS OF ABRASIVES N O P		8 836 4		62 408 9	7 202
100 U KINGDOM		2 447		1 895 3	
306 BELGIUM				364	
335 GERMANY W				6 324	
344 ITALY				159	
376 SWITZRLND				225	
400 U STATES		3 353 0		36 359 3	
BUILDING STONE N O P		3 597 7		38 961 8	7 210
100 U KINGDOM				237	360
344 ITALY				48	64
400 U STATES	5 008 4	6 254 6	47 453 1	46 151 3	
GRANITE ROUGH	5 008 4	6 254 6	47 481 8	46 193 7	7 215
309 BRAZIL				1 233	

IMPORTS INTO CANADA FOR CONSUMPTION

Articles and Countries from which Imported	MONTH OF SEPTEMBER 1958		NINE MONTHS ENDED SEPTEMBER 1958		Class Number
	Quantities	Values (\$)	Quantities	Values (\$)	
326 FINLAND		558		14709	
359 NORWAY				1231	
375 SWEDEN		21022		131794	
400 U STATES		14493		135035	
GRANITE SAWN		36073		284002	7216
207 UN SO AFR				1330	
326 FINLAND				3915	
335 GERMANY W				82	
375 SWEDEN		125		18098	
400 U STATES		3848		38487	
GRANITE MANUFACTURES		3973		61912	7218
100 U KINGDOM				207	
306 BELGIUM				3744	
326 FINLAND		2377		66601	
335 GERMANY W		1505		3966	
344 ITALY				5655	
375 SWEDEN		3917		55059	
400 U STATES		5650		64686	
GYPNUM		13449		199918	7221
100 U KINGDOM	TON		20	824	
352 MEXICO			74300	316552	
400 U STATES	60	1312	349	5995	
LIME	60	1312	74669	323371	7223
100 U KINGDOM	CWT	935	4429	2934	
400 U STATES		31517	225635	144467	
PLASTER OF PARIS		32452	230064	147401	7224
WALL PLASTER	CWT				
100 U KINGDOM		88	175	263	
327 FRANCE		247	256	386	
335 GERMANY W			2675	4532	
344 ITALY			22	65	
400 U STATES		128772	478932	549304	
CEMENT PORTLAND		128860	482060	554550	7225
100 U KINGDOM	CWT	44795	226274	216140	
306 BELGIUM		3971	41121	59619	
318 DENMARK			15858	25044	
327 FRANCE			12332	19758	
335 GERMANY W		3501	31818	58369	
400 U STATES		23893	332444	419788	
CEMENT MANUFACTURES		76160	659847	798718	7226
N O P					
100 U KINGDOM				29200	
327 FRANCE		26150		78634	
344 ITALY		5976		7823	
375 SWEDEN		28866		30263	
400 U STATES		28013		309790	
WHITE PORTLAND CEMENT CLINKER		89005		455710	7227
335 GERMANY W	CWT		53870	60536	
400 U STATES		32529	361648	272493	
MARBLE ROUGH		32529	415518	333029	7231
306 BELGIUM				4456	
344 ITALY		4726		16104	
366 PORTUGAL				1217	
375 SWEDEN				1050	
400 U STATES		3663		10535	
MARBLE SAWN		8389		33362	7232
306 BELGIUM		4240		49771	
327 FRANCE		1409		2247	
344 ITALY		22595		168072	
366 PORTUGAL				157	
400 U STATES		23011		181983	
MARBLE FOR TOMBSTONES		51255		402230	7233
400 U STATES		4031		27810	
MARBLE MANUFACTURES		4031		27810	7234
N O P					
100 U KINGDOM				177	
306 BELGIUM				22111	
327 FRANCE				142	
335 GERMANY W		2215		6180	
344 ITALY		5679		57140	
366 PORTUGAL				5055	
400 U STATES		3521		40672	
MARBLE ORNAMENTAL FOR CHURCHES		11415		131477	7235
305 AUSTRIA				2099	
344 ITALY		36971		113290	
400 U STATES				1801	
ROOFING SLATE		36971		117190	7241
100 U KINGDOM	sq		10	462	
366 PORTUGAL			62	417	
400 U STATES		57	439	14359	
SLATE MANUFACTURES		57	511	15238	7243
N O P					
100 U KINGDOM				66685	
335 GERMANY W		158		491	
344 ITALY		385		1522	

IMPORTS INTO CANADA FOR CONSUMPTION

149

Articles and Countries from which Imported	MONTH OF SEPTEMBER 1958		NINE MONTHS ENDED SEPTEMBER 1958		Class Number
	Quantities	Values (\$)	Quantities	Values (\$)	
366 PORTUGAL		1166		9713	
390 GERMANY E				90	
400 U STATES		708		11154	
		2417		89655	
CURLING STONES AND HANDLES	PAIR				7254
100 U KINGDOM	365	13413	1245	48666	
400 U STATES			16	202	
	365	13413	1261	48868	
FELDSPAR	CWT				7256
400 U STATES	1108	1109	13255	13373	
	1108	1109	13255	13373	
FLINT AND GROUND FLINT STONE	CWT				7257
318 DENMARK			882	1798	
327 FRANCE			552	827	
400 U STATES	800	2051	6657	11780	
	800	2051	8091	14405	
FLUORSPAR	CWT				7258
100 U KINGDDM	1568	3128	3701	7417	
352 MEXICO	11322	17861	352921	372190	
372 SPAIN	55000	48864	55000	48864	
400 U STATES	9760	21183	87340	150193	
	77650	91036	498962	578664	
MAG OX AND CARB FOR INSULATION	CWT				7261
100 U KINGDOM	392	2619	2240	15056	
400 U STATES	600	2391	14862	59377	
	992	5010	17102	74433	
PHOSPHATE ROCK	CWT				7263
306 BELGIUM			36127	98900	
400 U STATES	2291291	911952	12123711	5171371	
	2291291	911952	12159838	5270271	
SILICA SAND	CWT				7264
400 U STATES	1214108	210928	8485378	1495351	
	1214108	210928	8485378	1495351	
SAND AND GRAVEL N O P	TON				7265
100 U KINGDOM			1650	2063	
400 U STATES	23991	23099	140873	157937	
	23991	23099	142523	160000	
SILEX OR CRYSTALLIZED QUARTZ	CWT				7266
100 U KINGDOM			457	288	
309 BRAZIL			8	7915	
400 U STATES	26125	12439	170447	107595	
	26125	12439	170912	115798	
STONE REFUSE	TON				7267
344 ITALY			50	500	
400 U STATES	201	214	535	601	
	201	214	585	1101	
TALC OR SOAPSTONE	CWT				7268
344 ITALY	2974	6585	11026	23278	
400 U STATES	25538	43068	225563	388772	
	28512	49653	236589	412050	
WHITING GILDERS PARIS WHITE	CWT				7269
100 U KINGDOM	4759	3159	35532	30333	
327 FRANCE	8990	3296	27124	8878	
400 U STATES	8435	21852	72618	165228	
	22184	28307	135274	204439	
STONE AND MANUFACTURES N O P					7270
100 U KINGDOM		187		1559	
231 HONG KONG				780	
335 GERMANY W				2912	
344 ITALY		3136		14506	
347 JAPAN		396		396	
400 U STATES		2867		30065	
		6586		50218	
ROOFING GRANULES	CWT				7271
400 U STATES	181606	192189	1687289	1769437	
	181606	192189	1687289	1769437	
STONE CRUSHED	TON				7272
400 U STATES	99044	143543	559867	825092	
	99044	143543	559867	825092	
QUARTZ PIEZO ELECTRIC	LB				7273
100 U KINGDOM			6	764	
309 BRAZIL			3656	17732	
400 U STATES	65	2240	723	29813	
	65	2240	4385	48309	
MAGNESIA DEAD BURNED SINTERED	CWT				7274
100 U KINGDOM			1367	4832	
388 YUGO SLAV			71000	207480	
400 U STATES	2839	11192	101775	496114	
	2839	11192	174142	708426	
MAGNESIA CAUSTIC CALCINED	CWT				7275
100 U KINGDOM	20	107	477	1511	
215 INDIA	78	614	501	4025	
354 NETHRLNDS			220	717	
388 YUGO SLAV			220	567	
400 U STATES	1977	7670	19370	82024	
	2075	8391	20788	88844	
ELECTRIC OR BLAST FURNACE SLAG	CWT				7280
400 U STATES	72422	11270	267318	36427	
	72422	11270	267318	36427	
BARYTES	CWT				7281
335 GERMANY W	440	771	7199	10194	
400 U STATES	1215	3168	12268	31329	
	1655	3939	19467	41523	
CARBONS 3 TO 35 INCHES CIRCUM					7282
100 U KINGDOM		1632		105038	
327 FRANCE				10606	

IMPORTS INTO CANADA FOR CONSUMPTION

Articles and Countries from which Imported	MONTH OF SEPTEMBER 1958		NINE MONTHS ENDED SEPTEMBER 1958		Class Number	
	Quantities	Values (\$)	Quantities	Values (\$)		
347 JAPAN				307		
400 U STATES		21015		295010		
CARBONS OVER 35 INCHES CIRCUM		22647		410961	7283	
100 U KINGDOM		32249		118387		
327 FRANCE		45276		67159		
347 JAPAN				9373		
400 U STATES		18492		298770		
ELECTRIC LIGHT CARBONS N O P		96017		493689		
100 U KINGDOM	LB		633	869	7284	
335 GERMANY W			26656	31539		
347 JAPAN			540	502		
400 U STATES		3472	7433	67561	70217	
CRAYONS		3472	7433	95390	103127	
100 U KINGDOM		145		2309	7285	
317 CZECHO S				1643		
327 FRANCE		427		1380		
335 GERMANY W		8297		33774		
344 ITALY		50		50		
347 JAPAN		272		3740		
354 NETHRLNDS				1117		
400 U STATES		45179		309150		
DIAMONDS UNSET		54370		353163		
100 U KINGDOM	CARAT	821	107954	5236	772125	7286
207 UN SO AFR		88	18869	567	132942	
221 B GUIANA		4	893	39	3517	
306 BELGIUM		3013	411837	23748	3303867	
327 FRANCE				87	11633	
335 GERMANY W		14	1922	126	12893	
344 ITALY				8	3175	
354 NETHRLNDS		258	48324	2161	343366	
360 ISRAEL		1609	163390	7201	754727	
376 SWITZRLND		1	134	1	134	
387 VENEZUELA				1	512	
400 U STATES		862	231714	6404	1097361	
FOUNDRY FACINGS OF ALL KINDS		6670	985037	45579	6436252	
100 U KINGDOM					717	7288
335 GERMANY W					1119	
400 U STATES		2039			81752	
FULLERS EARTH IN BULK ONLY		2039			83588	
100 U KINGDOM					1303	7289
400 U STATES		11866			114103	
GAS IMPORTED BY PIPE LINE		11866			115406	
400 U STATES	M C F	3328243	748320	26411574	5872267	7290
INSULATORS ELECTRIC N O P		3328243	748320	26411574	5872267	
100 U KINGDOM			16543		161348	7291
335 GERMANY W					1537	
359 NORWAY					224	
376 SWITZRLND					3474	
400 U STATES			37865		381161	
MAGNESIA PIPE COVERING			54408		547744	
100 U KINGDOM					21405	7292
400 U STATES		1445			58698	
MINERAL WOOL		1445			80103	
327 FRANCE	LB			85727	14766	7295
400 U STATES		323163	31558	1807414	215111	
SALT TABLE		323163	31558	1893141	229877	
400 U STATES	CWT	33	3202	702	27728	7296
SALT FOR FISHERIES		33	3202	702	27728	
100 U KINGDOM	CWT			448	415	7297
224 JAMAICA				93124	24570	
227 BAHAMAS				505184	101959	
372 SPAIN		10560	2594	464713	93670	
400 U STATES				31000	7750	
SALT IN BULK N O P		10560	2594	1094469	228364	
352 MEXICO	CWT	225848	13182	634715	35485	7298
400 U STATES		516389	99952	2741000	546959	
SALT IN BAGS BARRELS		742237	113134	3375715	582444	
100 U KINGDOM	CWT	4710	5148	13274	16075	7299
400 U STATES		20446	16409	186169	158800	
SULPHUR AND BRIMSTONE		25156	21557	199443	174875	
352 MEXICO	CWT	22601	27262	22601	27262	7300
400 U STATES		848313	934401	4247514	4742757	
MINERAL SUBSTANCES N O P		870914	961663	4270115	4770019	
100 U KINGDOM			3500		68183	7301
205 RHOD NYAS			80438		260983	
207 UN SO AFR			65978		326355	
231 HONG KONG					527	
234 AUSTRALIA					54	
305 AUSTRIA					403	
306 BELGIUM			1740		9147	

IMPORTS INTO CANADA FOR CONSUMPTION

Articles and Countries from which Imported	MONTH OF SEPTEMBER 1958		NINE MONTHS ENDED SEPTEMBER 1958		Class Number
	Quantities	Values (\$)	Quantities	Values (\$)	
318 DENMARK				128	
327 FRANCE		352		7400	
335 GERMANY W		1114		9780	
344 ITALY		3686		53181	
347 JAPAN		800		2891	
354 NETHRLNDS				373	
376 SWITZRLNO		361		453	
390 GERMANY E				1320	
400 U STATES		443908		3900510	
		601877		4641688	
VERMICULITE CRUDE					7302
207 UN SO AFR		6301		69204	
400 U STATES		33550		194552	
		39851		263756	
ASPHALT TILE FOR FLOORING	SQ FT				7303
400 U STATES	32229	3655	639726	63939	
	32229	3655	639726	63939	
ANDALUSITE KYANITE MULLITE ETC	CWT				7304
207 UN SO AFR			230	360	
400 U STATES	2080	4605	18303	55573	
	2080	4605	18533	55933	

IMPORTS INTO CANADA FOR CONSUMPTION

Articles and Countries from which Imported	MONTH OF SEPTEMBER 1958		NINE MONTHS ENDED SEPTEMBER 1958		Class Number
	Quantities	Values (\$)	Quantities	Values (\$)	
<u>GROUP B</u>					
CHEMICALS AND ALLIED PRODUCTS					
ACID BORACIC 25 LBS OR OVER 400 U STATES	LB 404560	21956	2731544	158171	8001
	404560	21956	2731544	158171	
ACID HYDROFLUOSILICIC 400 U STATES	LB 1590	270	138479	10806	8002
	1590	270	138479	10806	
ACID MURIATIC 400 U STATES	LB 187670	2478	2826904	34946	8003
	187670	2478	2826904	34946	
ACETYSALICYLIC ACID 100 U KINGDOM 327 FRANCE 400 U STATES	LB 16803 2240 16024	10178 797 7660	387404 2240 395910	223693 797 199899	8004
	35067	18635	785554	424389	
ACID NITRIC 400 U STATES	LB 3600	193	4761247	181053	8005
	3600	193	4761247	181053	
ACID PHOSPHORIC 400 U STATES	LB 51605	2915	355662	20408	8006
	51605	2915	355662	20408	
ACID SULPHURIC 100 U KINGDOM 400 U STATES	LB 1008 2481441	356 28433	1008 6276117	356 68579	8008
	2482449	28789	6277125	68935	
ACID LACTIC 100 U KINGDOM 318 DENMARK 335 GERMANY W 354 NETHRLNDS 400 U STATES	LB 7250 11200 4629 5100	2705 2120 1378 783	134854 36042 65723 85054 56280	31155 6324 12030 18781 8419	8009
	28179	6986	377953	76709	
ACID NICOTINIC 318 DENMARK 375 SWEDEN 376 SWITZRLND 400 U STATES	LB 440 276 276 992	785 1124 568 2477	440 364 550 6030	785 1299 5038 12148 19270	8010
SALICYLIC ACID 100 U KINGDOM 400 U STATES	LB 1500	736	2000 8650	804 3793	8011
	1500	736	10650	4597	
ACID ACETIC AND PYROLIGNEOUS 400 U STATES	GAL 87	61	666	1038	8012
	87	61	666	1038	
ACID CRESYLIC 100 U KINGDOM 400 U STATES	LB 36598	3307	231996 121248	20818 25029	8015
	36598	3307	353244	45847	
XANTHATES FOR ORES 100 U KINGDOM 335 GERMANY W 400 U STATES	LB 110000	25146	550 263773	79 58397	8016
	208150	59172	4087604	1072902	
	318150	84318	4351927	1131378	
ACID OXALIC 327 FRANCE 335 GERMANY W 354 NETHRLNDS 400 U STATES	LB 11133 22046 2220	1332 2546 2220	44004 368716 171188 101690	5238 45249 20530 17216	8017
	45379	6098	685598	88233	
ACID TANNIC 100 U KINGDOM 306 BELGIUM 327 FRANCE 335 GERMANY W 344 ITALY 400 U STATES	LB 3482 3469 2202 4409 1201	2278 3602 3340 6026 1131	7962 20952 8482 6613 551 9388	7251 23500 13037 8934 871 10641	8020
	14763	16377	53948	64234	
TARTARIC ACID CRYSTAL DR POWD 100 U KINGDOM 335 GERMANY W 344 ITALY 400 U STATES	LB 75040	26519	407334 32188	141521 10002	8021
	15433	5142	75106	24730	
	950	664	2675	1944	
	91423	32325	517303	178197	
ACIDS N O P 100 U KINGDOM 306 BELGIUM 314 COLOMBIA 318 DENMARK 327 FRANCE 335 GERMANY W 344 ITALY 347 JAPAN 352 MEXICO 354 NETHRLNDS 376 SWITZRLND 400 U STATES	LB 55361 122049 8157 650174 23 397 2000 810103	17257 12287 1571 90895 2623 51 1032 166908	700265 220 637173 104263 12336 788686 1102 99 54 397 2220 5579131	171277 372 68390 22453 10459 123649 1531 14248 1912 51 3747 1215053	8022
	1648264	292624	7825946	1633142	

IMPORTS INTO CANADA FOR CONSUMPTION

Articles and Countries from which Imported	MONTH OF SEPTEMBER 1958		NINE MONTHS ENDED SEPTEMBER 1958		Class Number
	Quantities	Values (\$)	Quantities	Values (\$)	
ACID ARSENIC 400 U STATES	LB		292832	9337	8023
ASCORBIC ACID			292832	9337	
318 DENMARK				4326	8024
376 SWITZRLND				86968	
400 U STATES		29358		188034	
		29358		279328	
ACID FORMIC	LB				8025
335 GERMANY W	41466	4177	737195	74159	
354 NETHRLNDS			109456	8764	
400 U STATES	367	167	55949	9573	
	41833	4344	902600	92496	
ACID CHROMIC	LB				8026
100 U KINGDOM			156168	40424	
335 GERMANY W			4409	1227	
400 U STATES	45164	12414	432111	118590	
	45164	12414	592688	160241	
ACID CARBOLIC OR PHENOL	LB				8027
400 U STATES	522580	92797	2774028	492721	
	522580	92797	2774028	492721	
AMYL ALCOHOL	GAL				8032
400 U STATES	5478	9261	22382	37150	
	5478	9261	22382	37150	
BUTYL ALCOHOL	LB				8034
400 U STATES	131580	17040	530445	69104	
	131580	17040	530445	69104	
METHYL ETHYL KETONE ETC	LB				8035
400 U STATES	236136	28839	3292499	409999	
	236136	28839	3292499	409999	
ETHYL AND METHYL ALCOHOL	GAL				8036
400 U STATES	283805	78865	536280	162274	
	283805	78865	536280	162274	
RUM TO BE DENATURED	P GAL				8037
221 B GUIANA			976	1410	
224 JAMAICA	647	718	913	1019	
400 U STATES	218	293	654	882	
	865	1011	2543	3311	
ISOPROPYL ALCOHOL	GAL				8038
400 U STATES	458	549	41356	19614	
	458	549	41356	19614	
CELLULOSE ACETATE PHOTO FILM					8046
400 U STATES		111368		947761	
		111368		947761	
CAFFEINE AND SALTS	LB				8052
100 U KINGDOM			4704	11639	
335 GERMANY W	10600	21456	73724	146995	
354 NETHRLNDS			61500	141724	
376 SWITZRLND	4400	9210	17600	36840	
400 U STATES			95	223	
	15000	30666	157623	337421	
COCAINE	OZ				8053
100 U KINGDOM			900	11159	
			900	11159	
CODEINE AND SALTS	OZ				8054
100 U KINGDOM	10354	50936	60214	302965	
215 INDIA			5000	21615	
335 GERMANY W			600	2377	
354 NETHRLNDS			1353	5851	
	10354	50936	67167	332808	
OPIUM AND DERIVATIVES N O P	OZ				8056
100 U KINGDOM	1261	5251	6279	28734	
215 INDIA			50	310	
327 FRANCE			184	1880	
354 NETHRLNDS			1257	7450	
400 U STATES	12	110	546	3097	
	1273	5361	8316	41471	
QUININE SALTS	DZ				8059
335 GERMANY W	7000	1915	12800	4071	
354 NETHRLNDS			4000	1113	
400 U STATES	2000	559	42914	13516	
	9000	2474	59714	18700	
STRYCHNINE AND SALTS	OZ				8060
100 U KINGDOM			2115	2168	
215 INDIA			1000	682	
400 U STATES			6016	4343	
			9131	7193	
PREPARATIONS WEED KILLING					8069
100 U KINGDOM				255847	
318 DENMARK				63941	
335 GERMANY W				36495	
400 U STATES		81665		2637208	
		81665		2993491	
NICOTINE AND SALT FOR SPRAYING	LB				8070
100 U KINGDOM	1500	1030	18900	15438	
354 NETHRLNDS			2758	1705	
400 U STATES	192	257	9712	8383	
	1692	1287	31370	25526	
CHLOROPICRIN INSECTICIDES					8071
400 U STATES		3535		56383	
		3535		56383	
SPRAYS IN PKGS NOT OVER 3 LBS					8072
100 U KINGDOM		6536		52004	
347 JAPAN				401	
400 U STATES		27316		320020	
		33852		372425	

IMPORTS INTO CANADA FOR CONSUMPTION

Articles and Countries from which Imported	MONTH OF SEPTEMBER 1958		NINE MONTHS ENDED SEPTEMBER 1958		Class Number
	Quantities	Values (\$)	Quantities	Values (\$)	
DISINFECTANTS DIPS SPRAYS NOP					8073
100 U KINGDOM		23104		173182	
318 DENMARK				7441	
327 FRANCE				37499	
335 GERMANY W		39102		220267	
347 JAPAN				1217	
354 NETHRLNDS				935	
359 NORWAY				276	
363 PERU				7039	
376 SWITZRLND		919		2120	
400 U STATES		464585		6507983	
		527710		6957959	
MEDICINAL PREPARATIONS DRY					8074
100 U KINGDOM		71734		676278	
231 HONG KONG		50		31930	
234 AUSTRALIA				1437	
306 BELGIUM				1848	
317 CZECHO S				181	
318 DENMARK		212		2284	
327 FRANCE		18566		135501	
335 GERMANY W		20376		196359	
344 ITALY				1793	
347 JAPAN		294		2883	
352 MEXICO				366	
354 NETHRLNDS		1185		10348	
359 NORWAY		5317		5317	
375 SWEDEN				459	
376 SWITZRLND		14282		396180	
389 IRELAND		560		560	
400 U STATES		510302		4297294	
		642878		5761018	
MEDICINAL PREPARATIONS LIQUID					8075
100 U KINGDOM		1864		43393	
231 HONG KONG				5815	
234 AUSTRALIA				1227	
327 FRANCE		536		37960	
335 GERMANY W		589		9220	
344 ITALY				279	
354 NETHRLNDS		375		2706	
375 SWEDEN				225	
376 SWITZRLND		2199		27176	
400 U STATES		115072		1173905	
		120635		1301906	
MEDICINAL PREPARATIONS OTHER					8076
100 U KINGDOM		1160		2222	
231 HONG KONG		649		2551	
327 FRANCE				18211	
335 GERMANY W				278	
344 ITALY		269		269	
347 JAPAN				251	
376 SWITZRLND		159		1616	
400 U STATES		9165		118200	
		11402		143598	
MENTHOL NATURAL OR SYNTHETIC					8078
100 U KINGDOM				20615	
234 AUSTRALIA				13865	
304 ARGENTINA		336		7812	
309 BRAZIL		7814		71334	
313 CHINA		4356		18157	
335 GERMANY W				794	
347 JAPAN				10624	
354 NETHRLNDS				6297	
393 TAIWAN		2403		2403	
400 U STATES		10823		32109	
		25732		184010	
PAPAIN					8079
203 B E AFR				27468	
400 U STATES		218		10994	
		218		38462	
SPIRITS AND STRONG WATERS NOP	GAL				8081
100 U KINGDOM	24	242	421	4040	
231 HONG KONG	453	2274	5790	25625	
327 FRANCE	1	167	269	3866	
335 GERMANY W			32	538	
344 ITALY	46	250	46	250	
376 SWITZRLND			1	126	
400 U STATES	475	4448	1635	31638	
	999	7381	8194	66083	
EXTRACT OF CASCARA SAGRADA					8082
400 U STATES		127		24635	
		127		24635	
PENICILLIN AND PRODUCTS					8083
100 U KINGDOM		4629		37423	
305 AUSTRIA				11003	
318 DENMARK				4605	
376 SWITZRLND		9385		9385	
400 U STATES		33127		489495	
		47141		551911	
STREPTOMYCIN AND PRODUCTS					8084
100 U KINGDOM		1073		27047	
400 U STATES		439		105005	
		1512		132052	
SULPHA DRUGS					8085
100 U KINGDOM		2935		70334	
318 DENMARK		2031		31423	
327 FRANCE				548	

IMPORTS INTO CANADA FOR CONSUMPTION

Articles and Countries from which Imported	MONTH OF SEPTEMBER 1958		NINE MONTHS ENDED SEPTEMBER 1958		Class Number	
	Quantities	Values (\$)	Quantities	Values (\$)		
335 GERMANY W				89 55		
344 ITALY				37 15		
354 NETHRLNDS		312		445 74		
376 SWITZRLND				301 90		
400 U STATES		256 76		2009 21		
ANTIBIOTICS N O P		309 54		3906 60		
100 U KINGDOM		2220		10180 2	8086	
318 DENMARK				51 31		
327 FRANCE				394 82		
376 SWITZRLND				90 95		
400 U STATES		1691 93		35186 47		
ANILINE DYES 1 LB OR DVER		1714 13		36741 57		
100 U KINGDOM	LB	65100	84186	718290	783159	8091
220 BERMUDA				530	1265	
306 BELGIUM		4740	3639	28629	20583	
327 FRANCE		8169	9761	130061	126685	
335 GERMANY W		40705	46104	274339	377026	
344 ITALY		2386	1537	8303	6292	
354 NETHRLNDS		4291	4804	27743	26989	
365 POLAND				6600	1396	
376 SWITZRLND		40999	79607	493481	923706	
400 U STATES		313449	440554	2453163	3380493	
ANILINE AND CDAL TAR DYES NOP		479839	670192	4141139	5647594	
100 U KINGDOM	LB			1250	2390	8092
318 DENMARK				17641	16902	
335 GERMANY W		100	464	350	1068	
376 SWITZRLND				1878	3870	
400 U STATES		9060	26264	54819	213146	
ANILINE OIL SALTS ALIZARIN		9160	26728	75938	237376	
100 U KINGDOM	LB	1620	3280	44755	20190	8094
335 GERMANY W				53480	6958	
400 U STATES		84	132	49029	8484	
COAL TAR BASE OR SALT FOR DYES		1704	3412	147264	35632	
100 U KINGDOM	LB	11115	8786	68543	61704	8095
306 BELGIUM				8685	5027	
327 FRANCE				2205	917	
335 GERMANY W		29764	23654	385648	204324	
344 ITALY				12651	7574	
354 NETHRLNDS				3620	4348	
376 SWITZRLND				2000	1110	
400 U STATES		49680	47750	301554	288431	
CHEM COMP FOR DYEING TANNG NOP		90559	80190	784906	573435	
100 U KINGDOM	CWT	2055	41753	4624	88584	8104
306 BELGIUM		66	5248	310	9224	
327 FRANCE				452	4387	
335 GERMANY W		454	6214	7363	112641	
376 SWITZRLND		61	3626	1505	36767	
400 U STATES		27431	76072	163340	677442	
BASIC CHROMIC SULPHATE		30067	132913	177594	929045	
100 U KINGDOM	CWT			2832	23882	8105
335 GERMANY W				534	4497	
400 U STATES		3621	36595	18421	186543	
INOIGO INDIGO PASTE OR EXTRACT		3621	36595	21787	214922	
LOGWOOD AND FUSTIC EXTRACT	CWT					8106
400 U STATES		63	2061	387	14291	8109
QUEBRACHO EXTRACT		63	2061	387	14291	
100 U KINGDOM	CWT			403	5541	8111
304 ARGENTINA		4627	39032	47520	430319	
362 PARAGUAY				7316	70250	
400 U STATES		11	122	1327	15377	
TERRA JAPONICA GAMBIEER CUTCH		4638	39154	56566	521487	
100 U KINGDOM	CWT	56	926	1575	18056	8113
219 BEI OTHER				255	1635	
400 U STATES		14	167	19	244	
TURMERIC		70	1093	1849	19935	
215 INDIA	CWT			1359	10307	8114
224 JAMAICA				113	900	
NON EDIBLE SEEDS BEANS NUTS				1472	11207	
100 U KINGDOM	CWT	63	969	85	1103	8115
224 JAMAICA				336	1050	
400 U STATES		20	166	102	2606	
CHESTNUT EXTRACT		83	1135	523	4759	
327 FRANCE	CWT	551	5812	2863	28378	8116
344 ITALY		66	608	6544	59150	
400 U STATES				2434	23196	
SPRUCE EXTRACT		617	6420	11841	110724	
400 U STATES	CWT			889	1670	8117
MYROBALAN EXTRACT				889	1670	
100 U KINGDOM	CWT			448	3709	8118
400 U STATES		52	200	52	200	
		52	200	500	3909	

IMPORTS INTO CANADA FOR CONSUMPTION

Articles and Countries from which Imported	MONTH OF SEPTEMBER 1958		NINE MONTHS ENDED SEPTEMBER 1958		Class Number
	Quantities	Values (\$)	Quantities	Values (\$)	
WATTLE EXTRACT	CWT				8119
203 B E AFR	561	4433	1120	8865	
207 UN SO AFR			8542	58281	
400 U STATES			1708	13907	
	561	4433	11370	81053	
EXTRACTS N O P DYEING TANNING	CWT				8121
100 U KINGDOM			80	4561	
234 AUSTRALIA			201	1469	
335 GERMANY W	1	592	23	1783	
359 NORWAY	99	203	99	203	
379 TURKEY			1102	7294	
400 U STATES	3004	8500	18653	95930	
	3104	9295	20158	111240	
BINITROTOLUOL FDR EXPLOSIVES	LB				8131
100 U KINGDOM	22400	2874	22400	2874	
400 U STATES	299720	42197	357720	54685	
	322120	45071	380120	57559	
NITRATE COMPOUNDS NOP FOR EXPL	LB				8132
100 U KINGDOM			22400	2779	
400 U STATES	59514	7022	388603	46257	
	59514	7022	411003	49736	
BLASTING AND MINING POWDER	LB				8133
381 ALASKA			1000	562	
			1000	562	
DYNAMITE AND NITRO GLYCERINE	LB				8134
400 U STATES	302700	55691	848100	156760	
	302700	55691	848100	156760	
FIREWORKS FIRECRACKERS					8135
100 U KINGDOM				58901	
231 HONG KONG				130904	
335 GERMANY W		2802		4798	
347 JAPAN				4751	
354 NETHRLNOS				788	
359 NORWAY				146	
369 PORT ASIA				795	
400 U STATES		2407		24526	
		5209		225609	
FUSE NON METALLIC					8136
100 U KINGDOM		189		464	
400 U STATES		1710		11748	
		1899		12212	
GUN RIFLE SPORTING POWDER	LB				8137
100 U KINGDOM			37500	12615	
400 U STATES	19624	17389	322209	288292	
	19624	17389	359709	300907	
EXPLOSIVES N O P	LB				8138
100 U KINGDOM			600	4456	
400 U STATES	59569	43312	3495423	805967	
	59569	43312	3496023	810423	
NITROGEN SOLUTION	CWT				8149
400 U STATES	29032	68640	362569	1026721	
	29032	68640	362569	1026721	
NITROGEN FERTILIZER N O P	CWT				8150
359 NORWAY			300	901	
			300	901	
AMMONIUM SULPHATE	CWT				8151
100 U KINGDOM			3720	11774	
335 GERMANY W	661	1553	2167	5316	
400 U STATES	7671	14412	52441	94859	
	8332	15965	58328	111949	
BASIC SLAG	CWT				8152
POTASH MURIATE OF	CWT				8155
327 FRANCE			387472	525161	
335 GERMANY W	171319	235380	359323	496128	
380 USSR			121001	164174	
400 U STATES	76194	79003	1202317	1275464	
	247513	314383	2070113	2460927	
POTASH SULPHATE OF	CWT				8156
327 FRANCE			37632	69902	
335 GERMANY W	12500	23171	22500	41208	
400 U STATES	5352	9589	124266	222996	
	17852	32760	184398	334106	
SODA NITRATE OR CUBIC NITRE	CWT				8157
100 U KINGDOM			683	3090	
312 CHILE			12550	34198	
400 U STATES	10488	23905	368469	814885	
	10488	23905	381702	852173	
TRIPLE SUPERPHOSPHATE	CWT				8161
400 U STATES	5026	12061	604123	1379516	
	5026	12061	604123	1379516	
SUPERPHOSPHATE N O P	CWT				8162
354 NETHRLNDS			99966	80981	
400 U STATES	293470	289968	2343387	2253241	
	293470	289968	2443353	2334222	
PHOSPHATE FERTILIZER N O P	CWT				8163
400 U STATES	3973	12722	63876	224338	
	3973	12722	63876	224338	
SULPHATE OF POTASH MAGNESIA	CWT				8164
335 GERMANY W	8000	10725	8000	10725	
400 U STATES	2726	1820	33649	22864	
	10726	12545	41649	33589	
FERTILIZER MIXED	CWT				8166
100 U KINGDOM			277	7071	
400 U STATES	2130	14207	58643	440740	
	2130	14207	58920	447811	

IMPORTS INTO CANADA FOR CONSUMPTION

Articles and Countries from which Imported	MONTH OF SEPTEMBER 1958		NINE MONTHS ENDED SEPTEMBER 1958		Class Number
	Quantities	Values (\$)	Quantities	Values (\$)	
FERTILIZER MATERIALS N O P 100 U KINGDOM 347 JAPAN 375 SWEDEN 400 U STATES	CWT 13952 13952	 66568 66568	 227 846 144 158568 159785	 1199 5593 599 471058 478449	8167
LITHARGE 100 U KINGDOM 400 U STATES	CWT 620 2319 2939	7775 30970 38745	3470 11989 15459	46651 168793 215444	8171
LEAD RED ORY ORANGE MINERAL 100 U KINGDOM 400 U STATES	LB 102990 2500 105490	12904 341 13245	787532 23178 810710	101824 4355 106179	8172
LEAD WHITE 100 U KINGDOM 400 U STATES	LB 23968 635 24603	3474 183 3657	28448 635 29083	4097 183 4280	8173
ANTIMONY OXIDE 100 U KINGDOM 306 BELGIUM 400 U STATES	LB 44093 600 44693	8975 153 9128	104000 62181 46700 212881	23160 12678 10621 46459	8179
LAMP BLACK 100 U KINGDOM 335 GERMANY W 400 U STATES	LB 40405 40405	 10193 10193	 4500 11600 155753 171853	 342 1378 34121 35841	8180
TITANIUM OXIDE 100 U KINGDOM 400 U STATES	LB 1690000 2833060 4523060	359993 284860 644853	15501109 28897647 44398756	3316468 2950917 6267385	8181
CARBON BLACK 100 U KINGDOM 400 U STATES	LB 50000 2644767 2694767	10000 184515 194515	52626 2193696 21989586	10205 1512762 1522967	8182
BONE BLACK AND IVORY BLACK 400 U STATES	LB 30560 30560	5381 5381	146020 146020	26496 26496	8183
BLANC FIXE 100 U KINGDOM 306 BELGIUM 335 GERMANY W 354 NETHRLNOS 400 U STATES	LB 44092 3000 47092	 1412 393 1805	 21364 22000 293207 21000 492015	 5585 825 9343 637 30293	8184
BRONZE POWOER 100 U KINGDOM 335 GERMANY W 400 U STATES	LB 955 955	 1026 1026	 3225 1100 8826	 3484 836 9409	8185
LITHOPONE 100 U KINGDOM 335 GERMANY W 354 NETHRLNOS 400 U STATES	LB 106000 20000 22046 67000 215046	7132 1218 1059 5877 15286	601520 297323 33046 582775 1514664	40704 21641 1664 50307 114316	8186
OXIDE OF COBALT 100 U KINGDOM 400 U STATES	LB 92169 2635 327 56223 354 372 376 615156 810300	 28027 2323 4814 989 245890 282043	 963014 29164 360 682826 12918 201145 2084 5042511 6934022	 273552 33230 183 49383 4235 14217 4613 2035839 2415252	8187
OXIDE OF COPPER 100 U KINGDOM 400 U STATES	LB 33600 650 34250	11104 234 11338	133280 9463 142743	43440 4767 48207	8188
OXIDES FILLERS COLOURS DRY NOP 100 U KINGDOM 318 DENMARK 327 FRANCE 335 GERMANY W 354 NETHRLNOS 372 SPAIN 376 SWITZRLND 400 U STATES	LB 92169 2635 327 56223 354 372 376 615156 810300	28027 2323 4814 989 245890 282043	963014 29164 360 682826 12918 201145 2084 5042511 6934022	273552 33230 183 49383 4235 14217 4613 2035839 2415252	8189
PARIS GREEN DRY 400 U STATES	LB 1000 1000	381 381	3000 3000	1115 1115	8190
SATIN WHITE 400 U STATES	LB 75584 75584	1736 1736	636498 636498	13780 13780	8191
ULTRAMARINE BLUE ORY OR PULP 100 U KINGDOM 354 NETHRLNOS 400 U STATES	LB 25970 12100 38070	5061 2476 7537	215630 550 324980	43030 76 73272	8192
ZINC WHITE OXIDE 100 U KINGDOM 400 U STATES	LB 44800 68530 113330	4155 9539 13694	178000 734565 912565	16506 104398 120904	8193
OXIDE OF TIN 100 U KINGDOM 400 U STATES	LB 560 63 623	447 77 524	34180 5409 39589	31523 7428 38951	8194
OCHRES SIENNAS AND UMBERS 100 U KINGDOM	LB		41492	1573	8201

IMPORTS INTO CANADA FOR CONSUMPTION

Articles and Countries from which Imported	MONTH OF SEPTEMBER 1958		NINE MONTHS ENDED SEPTEMBER 1958		Class Number			
	Quantities	Values (\$)	Quantities	Values (\$)				
PUTTY	400 U STATES	36809	3704	888588	40216	8202		
		36809	3704	930080	41789			
	100 U KINGDOM			5058	358	8211		
	400 U STATES	114209	19712	767485	113386			
ARTISTS AND CHILDRENS COLOURS	100 U KINGDOM		51659		244493	8213		
	306 BELGIUM				141			
	327 FRANCE		935		2511			
	335 GERMANY W		1373		7744			
	347 JAPAN		186		3428			
	354 NETHRLNDS		184		640			
	400 U STATES		64743		274612			
				119080			533569	
LIQUIO FILLERS AND PAINTS NOP	100 U KINGDOM	11804	13056	22654	38282	8214		
	236 NEW ZEAL			148	976			
	306 BELGIUM	36	333	36	333			
	318 DENMARK			140	428			
	327 FRANCE			47	329			
	335 GERMANY W	145	768	1376	5083			
	354 NETHRLNOS	170	451	605	1533			
	359 NORWAY			265	826			
	375 SWEDEN			174	624			
	376 SWITZRLNO			86	236			
	400 U STATES	51973	229180	524365	2305407			
				64128	243788		549896	2354057
	SPIRIT VARNISHES AND LACQUERS	100 U KINGDOM		939	1187		7958	8215
		335 GERMANY W		2738	3189		20562	
354 NETHRLNOS				80	236			
400 U STATES		10481	46166	67935	357083			
STAINS AND OXIDES					385839	8216		
	100 U KINGDOM	25232	5475	114394	36686			
	335 GERMANY W			6	197			
VARNISHES LACQUERS JAPANS NOP	100 U KINGDOM		247	2901	14271	8221		
	318 DENMARK			162	605			
	327 FRANCE			34	189			
	335 GERMANY W	91	427	359	1778			
	354 NETHRLNDS	90	325	390	1320			
	376 SWITZRLND			93	505			
	400 U STATES	31010	92663	229371	721283			
				31223	93662		233310	739951
ALCOHOLIC PERFUMES UNDER 4 OZ	100 U KINGDOM		3041		29064	8222		
	221 B GUIANA		97		278			
	231 HONG KONG				449			
	327 FRANCE		13080		136259			
	335 GERMANY W		9202		38630			
	344 ITALY		793		4344			
	354 NETHRLNDS				3317			
	372 SPAIN				515			
	380 USSR				178			
	384 P RICO				5530			
	400 U STATES		21940		155642			
				48153			374206	
ALCOHOLIC PERFUMES OVER 4 OZ	100 U KINGDOM	42	2626	233	12366	8224		
	221 B GUIANA	12	79	15	312			
	231 HONG KONG			31	334			
	327 FRANCE	18	420	892	32190			
	335 GERMANY W	108	1951	499	8074			
	344 ITALY	3	191	18	795			
	354 NETHRLNDS	3	77	3	77			
	372 SPAIN			5	314			
	400 U STATES	47	1144	348	6065			
				233	6488		2044	60527
	PERFUMERY TOILET PREPARATIONS	100 U KINGDOM		11209			107469	8231
		305 AUSTRIA		220			903	
		306 BELGIUM					318	
316 CUBA					208			
318 OENMARK					1767			
327 FRANCE			7575		67273			
335 GERMANY W			34277		103590			
340 HUNGARY					199			
344 ITALY			1253		9858			
347 JAPAN					356			
352 MEXICO					883			
354 NETHRLNDS			160		879			
372 SPAIN					54			
375 SWEDEN					494			
376 SWITZRLNO					707			
400 U STATES			82210		745786			
				136904		1040744		
CASTILE SOAP	327 FRANCE			13845	1777	8232		
	400 U STATES	2430	1205	9642	4531			
COMMON OR LAUNDRY SOAP		2430	1205	23487	6308	8232		
	100 U KINGDOM			4454	400			

IMPORTS INTO CANADA FOR CONSUMPTION

159

Articles and Countries from which Imported	MONTH OF SEPTEMBER 1958		NINE MONTHS ENDED SEPTEMBER 1958		Class Number
	Quantities	Values (\$)	Quantities	Values (\$)	
327 FRANCE			30865	3490	
354 NETHRLNDS	602	61	2940	283	
400 U STATES	77400	12428	549385	81562	
LIQUID SOAP	78002	12489	587644	85735	
	LB				B 234
100 U KINGDOM	2320	190	3360	381	
354 NETHRLNDS			137	101	
400 U STATES	368107	84346	2681866	622770	
SOAP POWDERS AND FLAKES	370427	84536	2685363	623252	
	LB				B 235
100 U KINGDOM			55004	4596	
354 NETHRLNDS	3316	119	5305	511	
400 U STATES	232572	40051	2702568	427179	
TOILET SOAP N O P	235888	40170	2762877	432286	
					B 236
100 U KINGDOM		8087		100878	
305 AUSTRIA		70		371	
306 BELGIUM		1822		7224	
318 DENMARK				424	
327 FRANCE		117		2330	
335 GERMANY W		748		4740	
344 ITALY				369	
354 NETHRLNDS		4443		11238	
366 PORTUGAL				127	
372 SPAIN				1948	
375 SWEDEN				436	
376 SWITZRLND				139	
400 U STATES		98383		620868	
SOAP N O P		113670		751092	
					B 238
100 U KINGDOM				6622	
327 FRANCE				270	
335 GERMANY W		951		951	
376 SWITZRLND		1711		4288	
400 U STATES		11278		119194	
ALUM IN BULK NOT CALCINED		13940		131325	
	CWT				B 251
100 U KINGDOM	2013	4334	5666	16133	
335 GERMANY W	110	744	440	1551	
400 U STATES	346	1807	3533	18876	
CHLORIDE OF ALUMINUM	2469	6885	9639	36560	
	CWT				B 252
400 U STATES	3090	37378	25339	344087	
SULPHATE OF IRON COPPERAS	3090	37378	25339	344087	
	CWT				B 253
100 U KINGDOM	112	258	1656	2394	
400 U STATES	1073	1590	11369	19886	
SULPHATE OF ALUMINA ALUM CAKE	1185	1848	13025	22280	
	CWT				B 254
327 FRANCE			331	563	
335 GERMANY W			2272	4356	
400 U STATES	5121	10013	53757	102085	
AMMONIA NITRATE	5121	10013	56360	107004	
	LB				B 261
100 U KINGDOM			825	66	
400 U STATES	5190	362	35155	3595	
SAL AMMONIAC	5190	362	35980	3661	
	LB				B 262
100 U KINGDOM	1945	194	13201	677	
335 GERMANY W	8000	391	117551	5518	
365 POLAND			20944	672	
400 U STATES	2200	275	44716	4606	
SAL AMMONIAC SKIMMINGS	12145	860	196412	11473	
	LB				B 263
306 BELGIUM	33069	2346	77165	3685	
335 GERMANY W			33046	2452	
400 U STATES	13983	1788	635105	43901	
AMMONIA COMPOUNDS N O P	47052	4134	745316	52038	
	LB				B 264
100 U KINGDOM	22974	6454	261912	49633	
327 FRANCE			330	407	
335 GERMANY W	12207	3669	209025	13698	
354 NETHRLNDS			5488	726	
400 U STATES	402965	49438	4808432	322466	
AMMONIA ANHYDROUS	438146	59561	5285187	386930	
	LB				B 265
400 U STATES	3478470	130975	30166770	1217942	
ANTIMONY SALTS TARTAR EMETIC	3478470	130975	30166770	1217942	
	LB				B 271
400 U STATES	2900	1572	37351	17243	
COPPER SUBACETATE PRECIPITATE	2900	1572	37351	17243	
	LB				B 274
COPPER SULPHATE					B 275
100 U KINGDOM	106800	8743	1038196	87526	
400 U STATES	42866	4751	627052	91203	
TIN BICHLORIDE TIN CRYSTALS	149666	13494	1665248	178729	
	LB				B 277
100 U KINGDOM			5218	3420	
400 U STATES	350	246	4367	4620	
ZINC CHLORIDE	350	246	9585	8040	
	LB				B 278
100 U KINGDOM	11200	930	61040	5354	
335 GERMANY W			4399	395	
400 U STATES	24750	2458	107170	11927	
	35950	3388	172609	17676	

IMPORTS INTO CANADA FOR CONSUMPTION

Articles and Countries from which Imported	MONTH OF SEPTEMBER 1958		NINE MONTHS ENDED SEPTEMBER 1958		Class Number
	Quantities	Values (\$)	Quantities	Values (\$)	
ZINC SULPHATE	LB				8279
100 U KINGDOM	11200	367	793240	28031	
306 BELGIUM			161000	7442	
327 FRANCE			22046	506	
335 GERMANY W			251155	12830	
400 U STATES	40000	2181	290600	23148	
	51200	2548	1518041	71957	
BISMUTH SALTS					8291
100 U KINGDOM				17824	
400 U STATES				1596	
				19420	
LEAD ACETATE NOT GROUND	LB				8292
100 U KINGDOM			77954	12373	
			77954	12373	
LEAD ARSENATE	LB				8293
400 U STATES			130400	25854	
			130400	25854	
LEAD NITRATE NOT GROUND	LB				8294
100 U KINGDOM	40000	4443	121468	13964	
400 U STATES	5100	1053	24900	5256	
	45100	5496	146368	19220	
COMPOUNDS OF TETRAETHYL LEAD	LB				8295
400 U STATES	421640	151388	5057480	1799449	
	421640	151388	5057480	1799449	
BROMINE	LB				8301
100 U KINGDOM			155	108	
400 U STATES	1403	463	13572	8154	
	1403	463	13727	8262	
CHLORINE LIQUID CHLORINE GAS	LB				8303
400 U STATES	4138400	116285	33523175	951223	
	4138400	116285	33523175	951223	
IODINE CRUDE	LB				8304
312 CHILE	2003	1865	8455	7820	
347 JAPAN	3307	2882	16534	14831	
400 U STATES	1193	1044	28204	29563	
	6503	5791	53193	52214	
IODIZED SALTS FOR ANIMALS					8305
100 U KINGDOM				860	
400 U STATES		1117		8738	
		1117		9598	
CALCIUM ARSENATE	LB				8311
400 U STATES			85500	6142	
			85500	6142	
CALCIUM CHLORIDE	CWT				8315
100 U KINGDOM	12	1093	12	1093	
306 BELGIUM			441	1400	
335 GERMANY W			190	985	
400 U STATES	26025	39399	585769	869702	
	26037	40492	586412	873180	
CHLORIDE OF LIME	CWT				8316
100 U KINGDOM	2719	11950	13660	54935	
344 ITALY			386	1223	
347 JAPAN			552	8486	
354 NETHRLNDS			110	346	
400 U STATES	374	8000	5698	124127	
	3093	19950	20406	189117	
CALCIUM MOLYBDATE	LB				8318
400 U STATES	1560	1712	119627	97023	
	1560	1712	119627	97023	
CALCIUM COMPS NOP EXC CITRATE	LB				8319
100 U KINGDOM	7388	5757	108743	24423	
318 DENMARK			2044	1026	
327 FRANCE	3001	443	3001	443	
335 GERMANY W	772	216	7649	1581	
344 ITALY			881	1369	
347 JAPAN			110300	3333	
354 NETHRLNDS			19349	6331	
359 NORWAY	10000	271	40000	1099	
376 SWITZRLNO	110	1550	38184	32489	
400 U STATES	541007	50208	5710045	517231	
	562278	58445	6040196	589325	
CREAM OF TARTAR IN CRYSTALS	LB				8322
100 U KINGDOM	11760	3296	96320	27294	
344 ITALY			73892	17092	
372 SPAIN			24030	5252	
400 U STATES			1102	328	
	11760	3296	195344	49966	
POTASH AND PEARL ASH	LB				8323
400 U STATES	71305	6000	508661	44684	
	71305	6000	508661	44684	
POTASH BICHROMATE CRUOE	LB				8326
100 U KINGDOM	2500	406	49500	7363	
335 GERMANY W			2205	330	
400 U STATES	16400	2776	163825	27543	
	18900	3182	215530	35236	
POTASH CAUSTIC	LB				8327
100 U KINGDOM			460	283	
306 BELGIUM			31460	2154	
317 CZECHO S			2205	450	
327 FRANCE			126137	11320	
335 GERMANY W	39485	3471	255179	22689	
354 NETHRLNDS			83056	7477	
375 SWEODEN	5650	1020	9650	1913	
400 U STATES	831305	41464	6223247	296335	
	876440	45955	6731394	342621	

IMPORTS INTO CANADA FOR CONSUMPTION

161

Articles and Countries from which Imported	MONTH OF SEPTEMBER 1958		NINE MONTHS ENDED SEPTEMBER 1958		Class Number
	Quantities	Values (\$)	Quantities	Values (\$)	
POTASH CHLORATE GROUND 376 SWITZRLND 400 U STATES	LB 10000	1872	44092 36289	5039 6283	8329
	10000	1872	80381	12022	
POTASH RED OR YELLOW PRUSSIATE 335 GERMANY W 354 NETHRLNDS 400 U STATES	LB 375	342	3996 3999 2295	1057 1034 1391	8330
	375	342	10290	3482	
POTASH NITRATE OR SALT PETRE 100 U KINGDOM 335 GERMANY W 354 NETHRLNDS 390 GERMANY E 400 U STATES	LB 44092 80000	2286 4771	77601 745950 2205 77161 53527	4191 42818 117 4096 3004	8331
	124092	7057	956444	54226	
POTASH COMPOUNDS N O P 100 U KINGDOM 318 DENMARK 327 FRANCE 335 GERMANY W 344 ITALY 354 NETHRLNDS 400 U STATES	LB 12252 1560	2449 1959	81448 11518 3560 97083 5060 163037 4189538 4551244	20956 1821 4598 10860 459 20609 454586 513889	8332
	788946	115493			
CLEANING COMPOUNDS SODIUM BASE 100 U KINGDOM 400 U STATES	LB 1510329	228955	9105 13615774	1146 1993834	8337
	1510329	228955	13624879	1994980	
SODA BENZOATE 400 U STATES	LB		35970	2786	8338
			35970	2786	
SODA BROMIDE 100 U KINGDOM 318 DENMARK 400 U STATES	LB 1250	412	31427 1102 5950	9719 258 1925	8339
	1250	412	38479	11902	
SODA CITRATE 400 U STATES	LB		1046	953	8340
			1046	953	
BORAX 100 U KINGDOM 400 U STATES	LB 1375412	42284	29120 15604801	1598 487720	8342
	1375412	42284	15633921	489388	
GLAUBER SALTS 100 U KINGDOM 335 GERMANY W 400 U STATES	LB 2420	142	4420 694215	254 7878	8343
	85413	2640	659633	13734	
	87833	2782	1358268	21866	
SODA ARSENIATE BINARSENIATE 100 U KINGDOM 400 U STATES	LB		70000	5619	8344
			32796	14904	
			102796	20523	
SODA ASH OR BARILLA 100 U KINGDOM 400 U STATES	LB 4822944	73794	26411564 18899	408200 410086	8345
	1049800	18899	25458745	410086	
	5872744	92693	51870309	818286	
SODA BICARBONATE 100 U KINGDOM 400 U STATES	LB 334739	6054	3405338 7477570	65822 190241	8346
	773800	19477	10882908	256063	
	1108539	25531			
SODA BICHROMATE 100 U KINGDOM 335 GERMANY W 400 U STATES	LB 354500	40570	1523254 120000	177316 12984	8347
	252795	30889	2806237	331408	
	607295	71459	4449491	521708	
SODA BISULPHATE OR NITRE CAKE 400 U STATES	LB 216880	4459	3159250	64476	8348
	216880	4459	3159250	64476	
SODA BISULPHITE 100 U KINGDOM 335 GERMANY W 400 U STATES	LB 101288	5043	418541 51021	22931 1543	8349
	19998	650	304695	14590	
	1000	74	774257	39064	
	122286	5767			
SODA CAUSTIC IN PACKAGES 100 U KINGDOM 317 CZECHOS 327 FRANCE 375 SWEDEN 400 U STATES	LB 7405	1158	61264 2205 32365 23405	2420 400 1972 3660	8350
	581130	31584	5732321	286837	
	588535	32742	5851560	295289	
SODA CAUSTIC IN SOLUTION 400 U STATES	LB 9659814	156645	79095828	1101981	8352
	9659814	156645	79095828	1101981	
SODA CHLORATE 400 U STATES	LB		283100	22242	8353
			283100	22242	
SODIUM CYANIDE 100 U KINGDOM 327 FRANCE 335 GERMANY W 400 U STATES	LB 723449	96149	4716709 45814	609722 8773	8354
	110000	16885	781801	106763	
	4000	745	139340	23820	
	837449	113779	5683664	749088	
SODIUM GLUTAMATE 313 CHINA 344 ITALY	LB		22500 2240	22769 1987	8355

IMPORTS INTO CANADA FOR CONSUMPTION

Articles and Countries from which Imported	MONTH OF SEPTEMBER 1958		NINE MONTHS ENDED SEPTEMBER 1958		Class Number
	Quantities	Values (\$)	Quantities	Values (\$)	
347 JAPAN			6328	6137	
400 U STATES	63020	66102	400577	417915	
SODA HYPOSULPHITE	63020	66102	431645	448808	8356
100 U KINGDOM	LB		213220	7394	
400 U STATES			356018	22282	
SODA NITRITE			569238	29676	8357
100 U KINGDOM	LB	1909	642687	26035	
335 GERMANY W	47040	1567	211971	7286	
400 U STATES	44000	1148	66431	4275	
SODA PEROXIDE	115116	4624	921089	37596	8358
100 U KINGDOM	LB	17154	384729	53607	
400 U STATES	122550	5285	89442	17955	
SODA PHOSPHATE N O P	148225	22439	474171	71562	8359
100 U KINGDOM	LB		6569	2364	
335 GERMANY W			8955	1573	
400 U STATES	296650	40861	3804073	473975	
SODA PRUSSATE	296650	40861	3819597	477912	8360
100 U KINGDOM	LB	3076	22400	3076	
306 BELGIUM	22400	7283	133000	13825	
335 GERMANY W	70000		66094	6446	
400 U STATES	5000	769	47000	6587	
SODA SAL	97400	11128	268494	29934	8361
100 U KINGDOM	LB	139	30000	423	
400 U STATES	10000		54350	1707	
SODA SILICATE	10000	139	84350	2130	8362
100 U KINGDOM	LB	4761	721306	23172	
327 FRANCE	146400		11023	301	
400 U STATES	684178	29969	4562397	228092	
SODA SULPHATE CRUDE SALT CAKE	830578	34730	5294726	251565	8363
100 U KINGDOM	LB		10741024	112395	
400 U STATES	3683340	32235	27000440	234083	
SODA SULPHIDE	3683340	32235	37741464	346478	8364
100 U KINGDOM	LB	4826	239904	11477	
400 U STATES	94080	3997	1189870	64955	
SODA SULPHITE	180160	8823	1429774	76432	8365
100 U KINGDOM	LB	3490	1116882	24041	
335 GERMANY W	202240		10000	480	
400 U STATES	876625	19190	4751876	114507	
SODIUM COMPOUNDS N O P	1078865	22680	5878758	139028	8366
100 U KINGDOM	LB	23371	1557348	204891	
305 AUSTRIA	214432		33069	3946	
317 CZECHO S			39710	1351	
318 DENMARK			197141	9152	
327 FRANCE			10740	11356	
335 GERMANY W	46168	5899	347693	75848	
344 ITALY	1587	1013	5849	3527	
347 JAPAN			51703	1211	
354 NETHRLNDS	8000	220	201215	12823	
359 NORWAY			1110	442	
366 PORTUGAL			44092	1213	
375 SWEDEN	42204	8991	180168	44977	
376 SWITZRLND			346	1982	
400 U STATES	1633871	111249	15246840	1287596	
SODA PHOSPHATE TRISODIUM	1946262	150743	17917024	1660315	8368
400 U STATES	LB				
SODA FLUORIDE	311450	19366	1167215	66782	8369
100 U KINGDOM	311450	19366	1167215	66782	
400 U STATES	LB				
SODA ANTIMONATE			275822	32136	8370
100 U KINGDOM	LB		19175	6158	
400 U STATES			294997	38294	
ACID PHOSPHATE NOT MEDICINAL			2240	507	
400 U STATES	40000	9408	176000	41715	
HYDROGEN PEROXIDES IN SOLUTION	40000	9408	178240	42222	8371
100 U KINGDOM	LB				
400 U STATES	188845	17475	1246014	115923	
MAGNESIUM CARBONATE	188845	17475	1246014	115923	8373
100 U KINGDOM	LB				
400 U STATES	5432	1665	423647	108325	
MAGNESIUM SALTS COMPOUNDS NOP	5432	1665	433647	110079	8374
100 U KINGDOM	LB				
335 GERMANY W	30000	2007	403360	28218	
354 NETHRLNDS	30000	2007	53350	5584	
400 U STATES			456710	33802	
MAGNESIUM SULPHATE EPSOM SALTS	LB				8375
100 U KINGDOM	12400	4590	176490	18545	
335 GERMANY W	22156	570	58587	2131	
354 NETHRLNDS			23000	479	
400 U STATES	153900	17860	7632505	227381	
MAGNESIUM SULPHATE EPSOM SALTS	188456	23020	7890582	248536	8376
100 U KINGDOM	LB				
335 GERMANY W	11200	306	44180	1648	
	84016	709	1829360	17293	

IMPORTS INTO CANADA FOR CONSUMPTION

163

Articles and Countries from which Imported	MONTH OF SEPTEMBER 1958		NINE MONTHS ENDED SEPTEMBER 1958		Class Number
	Quantities	Values (\$)	Quantities	Values (\$)	
354 NETHRLNDS			22045	258	
400 U STATES	115600	2557	1515100	31029	
MERCURY SALTS	210816	3572	3410685	50228	8377
100 U KINGDOM		1406		5137	
400 U STATES		226		2301	
PHOSPHORUS AND COMPOUNDS N O P		1632		7438	
400 U STATES	LB		172097	25892	8378
RADIUM AND COMPOUNDS	26856	3578	172097	25892	
100 U KINGDOM		56511		102530	8379
306 BELGIUM				101923	
400 U STATES		18850		224662	
MOLYBDENUM OXIDE		75361		429115	
400 U STATES	LB		259822	186746	8380
ETHYL CHLORIDE	1773	1390	259822	186746	
400 U STATES	LB		16432365	1110974	8388
ACETONE	1660940	112789	16432365	1110974	
400 U STATES		1287		5971	8389
ETHYLENE DICHLORIDE		1287		5971	
400 U STATES	LB		14200	1594	8390
AMYL ACETATE			14200	1594	
100 U KINGDOM				153	8391
400 U STATES		6754		24613	
BLACKING SHOE LEATHER DRESSING		6754		24766	
100 U KINGDOM		4838		64087	8392
234 AUSTRALIA				396	
306 BELGIUM				652	
327 FRANCE				56	
335 GERMANY W		54		1540	
344 ITALY				1807	
354 NETHRLNDS		6040		46464	
376 SWITZRLND		1180		4185	
400 U STATES		78500		1001229	
BLUEING LAUNDRY		90612		1120416	
100 U KINGDOM		3018		36502	8393
400 U STATES		302		17672	
CAMPHOR NATURAL OR SYNTHETIC		3320		54174	
100 U KINGDOM	LB		9060	3681	8394
231 HONG KONG	2090	863	2000	1237	
335 GERMANY W	2822	991	22663	9216	
354 NETHRLNDS			551	217	
393 TAIWAN			661	252	
400 U STATES	2750	1832	24146	13264	
CARBON BISULPHIDE N O P	7662	3686	59081	27867	
400 U STATES	LB		14300	995	8395
CARBON TETRACHLORIDE	5500	351	14300	995	
100 U KINGDOM	LB		5150	714	8396
335 GERMANY W			74590	6077	
400 U STATES			50798	6005	
CHLOROFORM			130538	12796	
100 U KINGDOM	LB		372	205	8397
335 GERMANY W			3086	470	
400 U STATES	1532	387	70269	16591	
CYANIDE OF POTASSIUM	1532	387	73727	17266	
100 U KINGDOM	LB		23448	7302	8398
327 FRANCE	14500	4406	11023	3589	
335 GERMANY W			4525	1691	
400 U STATES	6000	2662	35794	13776	
ETHYLENE GLYCOL FOR ANTIFREEZE	20500	7068	74790	26358	
ETHYLENE GLYCOL N O P	LB				8399
400 U STATES			19120	4105	8400
FORMALOEHYDE			19120	4105	
335 GERMANY W	LB		6606	969	8401
400 U STATES	601920	20811	5506165	201336	
GLYCERINE CRUDE	601920	20811	5512771	202305	
224 JAMAICA	LB		425697	57974	8402
304 ARGENTINA	89568	12972	220462	32940	
316 CUBA	220462	32940	250849	35508	
400 U STATES	539235	101372	4437644	788547	
GLYCERINE FOR EXPLOSIVES	849265	147284	5334652	914969	
400 U STATES	LB		736945	189364	8403
GLYCERINE N O P	4560	1312	736945	189364	
335 GERMANY W	LB		11000	2978	8404
354 NETHRLNDS			330	354	
400 U STATES	35330	9608	253872	70050	
	35330	9608	265202	73382	

IMPORTS INTO CANADA FOR CONSUMPTION

Articles and Countries from which Imported			MONTH OF SEPTEMBER 1958		NINE MONTHS ENDED SEPTEMBER 1958		Class Number	
			Quantities	Values (\$)	Quantities	Values (\$)		
INK PRINTING	100	U KINGDOM	LB				8405	
	305	AUSTRIA	21820	10040	286319	141920		
	306	BELGIUM	1612	519	10864	3280		
	318	DENMARK			2524	1437		
	335	GERMANY	1102	1036	6504	4748		
400	U STATES	21552	19800	88215	58169			
			148828	78062	1176362	648386		
			194914	109457	1570788	857940		
INK ROTOGRAVURE	400	U STATES	LB				8406	
			122474	29106	872585	236530		
			122474	29106	872585	236530		
INK WRITING	100	U KINGDOM		715		2833	8407	
	335	GERMANY		940		3668		
	344	ITALY				6240		
	347	JAPAN				399		
	400	U STATES		7148		88392		
			8803		101532			
NAPHTHALENE SOLID	100	U KINGDOM	LB				8408	
	306	BELGIUM			554305	26676		
	335	GERMANY	341762	9772	2607501	82018		
	354	NETHRLNDS	77311	5001	154170	9915		
	400	U STATES	1098	262	1474238	59452		
			420171	15035	9889	2189		
					4800103	180250		
CHEMICALS FOR SYNTHETIC RESINS	335	GERMANY	LB				8410	
	400	U STATES	10000	2646	92046	24449		
			106000	30891	932030	251852		
			116000	33537	1024076	276301		
SULPHURIC ETHER	400	U STATES	LB				8411	
			28033	7584	290764	72097		
			28033	7584	290764	72097		
THEOBROMINE DIMETHYL SULPHATE			LB				8412	
POLISH KNIFE OR OTHER	100	U KINGDOM		4184		27873	8413	
	234	AUSTRALIA				137		
	318	DENMARK				145		
	327	FRANCE				137		
	335	GERMANY		876		8327		
	354	NETHRLNDS		301		7407		
	376	SWITZRLND				822		
	400	U STATES		73540		440805		
				78901		485653		
VANILLIN	100	U KINGDOM	LB				8414	
	335	GERMANY			2150	8265		
	400	U STATES			560	3023		
					800	2329		
					3510	13617		
ALL OTHER DRUGS	100	U KINGDOM		358970		3311278	8415	
	203	B E AFR				120		
	207	UN SO AFR				400		
	220	BERMUDA				15950		
	231	HONG KONG		672		33118		
	234	AUSTRALIA				1991		
	236	NEW ZEAL		6727		27352		
	305	AUSTRIA		1158		2580		
	306	BELGIUM		2684		17385		
	309	BRAZIL				6075		
	317	CZECHOS		1158		3350		
	318	DENMARK		2478		44406		
	326	FINLAND				215		
	327	FRANCE		21375		293913		
	335	GERMANY		84699		621682		
	344	ITALY		6874		58195		
	347	JAPAN		9000		36212		
	352	MEXICO		449		17662		
	353	MOROCCO				7175		
	354	NETHRLNDS		21110		135880		
	359	NORWAY				548		
	372	SPAIN				239		
	375	SWEOEN		10887		40310		
	376	SWITZRLND		62439		753989		
	381	ALASKA		329		857		
	384	P RICO				14333		
	400	U STATES		4668409		39616494		
			5259418		45061709			
PHTHALIC ANHYDRIDE	306	BELGIUM	LB				8416	
	327	FRANCE			132480	21451		
	335	GERMANY	220500	32382	386323	56193		
	344	ITALY	443066	62933	137127	20495		
	365	POLAND			3651837	534094		
	400	U STATES			110000	15536		
			663566	95315	147917	30447		
					4565684	678216		
MATERIALS NOP FOR PLASTICS	100	U KINGDOM		1075		50595	8422	
	306	BELGIUM				4489		
	327	FRANCE		2047		2047		
	335	GERMANY		712		108310		
	354	NETHRLNDS				5843		
	376	SWITZRLND				223		
	400	U STATES		769833		7638614		
			773667		7810121			

IMPORTS INTO CANADA FOR CONSUMPTION

165

Articles and Countries from which Imported	MONTH OF SEPTEMBER 1958		NINE MONTHS ENDED SEPTEMBER 1958		Class Number
	Quantities	Values (\$)	Quantities	Values (\$)	
CASINGS SYNTHETIC FOR MEATS	LB				8423
317 CZECHO S	534	845	534	845	
335 GERMANY W			1794	3231	
400 U STATES	31716	41687	243057	326494	
	32250	42532	245385	330570	
TUNGSTEN CARBIDE IN TUBES					8425
400 U STATES		4660		63445	
		4660		63445	
BUTADIENE					8428
400 U STATES		188317		3484599	
		188317		3484599	
ETHYL BENZENE	GAL				8429
GASOLINE ANTI OXIOANTS	LB				8430
400 U STATES	40375	37026	317573	268600	
	40375	37026	317573	268600	
SYNTHETIC RESIN GLUE	LB				8431
100 U KINGDOM			8166	2968	
327 FRANCE			396	119	
335 GERMANY W	1003	302	10865	4238	
344 ITALY			675	674	
354 NETHRLNDS			651	260	
400 U STATES	226632	73544	1992411	632165	
	227635	73846	2013164	640424	
RIBOFLAVIN					8432
318 DENMARK				810	
335 GERMANY W				3058	
376 SWITZRLNO		4336		26756	
400 U STATES		6151		252209	
		10487		282833	
YEAST DEAD OR INACTIVE	LB				8433
376 SWITZRLND			150	55	
400 U STATES	12369	5455	232732	79048	
	12369	5455	232882	79103	
CATALYSTS PETROLEUM REFINING					8434
100 U KINGDOM		2068		170966	
400 U STATES		188721		2109520	
		190789		2280486	
FATTY ALCOHOLS					8435
100 U KINGDOM		99		629	
318 DENMARK				612	
327 FRANCE				359	
335 GERMANY W				67471	
354 NETHRLNDS				1161	
400 U STATES		120517		942836	
		120616		1013068	
FLUORESCENT COATING DR POWDER	LB				8437
100 U KINGDOM			260	885	
400 U STATES	8961	41120	70472	314236	
	8961	41120	70732	315121	
CELLULOSE ESTERS NO ADMIXTURE					8500
100 U KINGDOM				815	
347 JAPAN				156	
400 U STATES		168730		1339907	
		168730		1340878	
CELLULOSE COMPDS MOULDING ETC					8530
100 U KINGDOM				297	
335 GERMANY W				437	
400 U STATES		83036		652690	
		83036		653424	
CELLULOSE PLASTICS FOAMD EXPND					8550
335 GERMANY W				1101	
400 U STATES		2565		61290	
		2565		62391	
CELLULOSE COMPOUNDS N O P					8570
400 U STATES		2490		53497	
		2490		53497	
CELLULOSE PLASTIC PRIM SHAPES					8600
100 U KINGDOM		2011		39072	
335 GERMANY W		56		5995	
344 ITALY		485		8541	
400 U STATES		110673		1109923	
		113225		1163531	
CELLUL PLAST SHAPES REINFORCED					8630
100 U KINGDOM		4737		13245	
335 GERMANY W				4225	
400 U STATES		37624		290258	
		42361		307728	
LAMINATD MOULDED CELL PLASTICS					8650
100 U KINGDOM		1445		6845	
335 GERMANY W				619	
400 U STATES		9994		114461	
		11439		121925	
CELL NITRATE ENGRAVING SHEETS					8670
100 U KINGDOM				217	
335 GERMANY W		3493		16982	
354 NETHRLNDS				16890	
400 U STATES		11274		83163	
		14767		117252	
MFRS OF CELLULOSE PLASTICS NOP					8700
100 U KINGDOM		4431		56738	
203 B E AFR				1191	
231 HONG KONG				9882	
305 AUSTRIA		56		56	
306 BELGIUM				328	
327 FRANCE		1235		5746	

IMPORTS INTO CANADA FOR CONSUMPTION

Articles and Countries from which Imported	MONTH OF SEPTEMBER 1958		NINE MONTHS ENDED SEPTEMBER 1958		Class Number
	Quantities	Values (\$)	Quantities	Values (\$)	
335 GERMANY W		1759		16322	
336 GREECE				480	
342 IRAN				256	
344 ITALY		1334		5424	
347 JAPAN				3292	
352 MEXICO				286	
354 NETHRLNDS		50		584	
359 NORWAY				443	
375 SWEDEN		225		3467	
376 SWITZRLND		257		2240	
400 U STATES		170143		1395352	
		179490		1502087	
MFRS OF REGEN CELLULOSE NOP					
100 U KINGDOM		15408		192525	8720
231 HONG KONG				1576	
305 AUSTRIA				1030	
318 DENMARK				376	
327 FRANCE				51074	
334 ST PIERRE				224	
335 GERMANY W				7274	
344 ITALY				943	
347 JAPAN		83		643	
354 NETHRLNDS				1846	
359 NORWAY				878	
375 SWEDEN		3896		13658	
376 SWITZRLND		2156		12887	
400 U STATES		139102		956054	
		160645		1240988	
SYNTHETIC RESINS NO ADMIXTURE					
100 U KINGDOM		23531		162500	8750
327 FRANCE		22116		118763	
335 GERMANY W		8634		66164	
344 ITALY		17651		64282	
347 JAPAN		37834		74934	
354 NETHRLNDS		1528		5144	
359 NORWAY				9880	
376 SWITZRLND		1421		9750	
400 U STATES		1747488		14364528	
		1860203		14875945	
SYNTHETIC RESINS IN SOLUTIONS					
100 U KINGDOM		518		2330	8770
327 FRANCE				240	
335 GERMANY W		8262		82439	
347 JAPAN				16305	
376 SWITZRLND		3347		3902	
400 U STATES		509162		4045276	
		521289		4150492	
SYNTH RESIN COMPDs MOULDNG ETC					
100 U KINGDOM		44820		238663	8800
327 FRANCE				136	
335 GERMANY W		168		15213	
354 NETHRLNDS		449		621	
375 SWEDEN				148	
376 SWITZRLND		318		318	
400 U STATES		394530		3648697	
		440285		3903796	
SYNTH RESINS FOAMED EXPANDED					
335 GERMANY W		12920		115593	8830
400 U STATES		100769		1161432	
		113689		1277025	
SYNTH RESIN COMPOSITIONS NOP					
100 U KINGDOM				583	8850
335 GERMANY W				1099	
344 ITALY				547	
400 U STATES		161487		1651756	
		161487		1653985	
SYNT OR PROT PLAST PRIM SHAPES					
100 U KINGDOM		55027		513001	8870
335 GERMANY W		23066		198066	
344 ITALY				7952	
354 NETHRLNDS		805		4448	
372 SPAIN				2797	
400 U STATES		731467		6241376	
		810365		6967640	
SYNTH RESIN SHAPES REINFORCED					
100 U KINGDOM		6865		48314	8900
306 BELGIUM				3232	
335 GERMANY W				76	
400 U STATES		202242		1585661	
		209107		1637283	
LAMIN PLASTICS SYN RES BONDED					
100 U KINGDOM		578		18243	8930
318 DENMARK		278		640	
335 GERMANY W		1065		2313	
400 U STATES		85022		584723	
		86943		605919	
MFRS OF SYNT RES OR PROT PLAST					
100 U KINGDOM		59029		452196	8950
215 INDIA				1561	
231 HONG KONG		249		57546	
234 AUSTRALIA				3726	
305 AUSTRIA		353		3446	
306 BELGIUM		1647		12189	
317 CZECHOS				896	
318 DENMARK		1023		10561	
327 FRANCE		19688		87673	

IMPORTS INTO CANADA FOR CONSUMPTION

Articles and Countries from which Imported	MONTH OF SEPTEMBER 1958		NINE MONTHS ENDED SEPTEMBER 1958		Class Number
	Quantities	Values (\$)	Quantities	Values (\$)	
335 GERMANY W		32648		197709	
344 ITALY		11321		98275	
347 JAPAN		11886		174098	
354 NETHRLNDS		323		10796	
359 NORWAY		1483		1483	
372 SPAIN				7303	
375 SWEDEN				691	
376 SWITZRLND		142		942	
384 P RICO				5545	
390 GERMANY E		124		124	
400 U STATES		1625652		13859061	
		1765568		14985821	

IMPORTS INTO CANADA FOR CONSUMPTION

Articles and Countries from which Imported	MONTH OF SEPTEMBER 1958		NINE MONTHS ENDED SEPTEMBER 1958		Class Number
	Quantities	Values (\$)	Quantities	Values (\$)	
<u>GROUP 9</u>					
<u>MISCELLANEOUS COMMODITIES</u>					
FILM FOR REPRODUCTION	FEET				9000
100 U KINGDOM	46976	2452	196024	12173	
327 FRANCE			33269	789	
336 GREECE			7700	1900	
400 U STATES	596023	39226	7300116	408768	
	642299	41678	7537109	423630	
BAGATELLE OR OTHER GAME BOARDS					9001
100 U KINGDOM		14643		63001	
231 HONG KONG		666		964	
306 BELGIUM				126	
327 FRANCE		240		4272	
335 GERMANY W		916		1714	
344 ITALY		53		475	
347 JAPAN				1580	
354 NETHRLNDS		198		910	
375 SWEDEN		215		541	
400 U STATES		96362		713879	
		113293		787462	
BALLS CUES CUE RACKS CUE TIPS					9002
100 U KINGDOM		4314		18459	
306 BELGIUM				50	
327 FRANCE		270		3052	
335 GERMANY W				325	
347 JAPAN				992	
400 U STATES		397		5396	
		4981		28274	
BALLS TENNIS	DOZ				9004
100 U KINGDOM			31406	71321	
317 CZECHO S			300	432	
375 SWEDEN			100	298	
400 U STATES			288	1148	
			32094	73199	
BALLS ALL KINDS NOP FOR SPORTS					9005
100 U KINGDOM		2370		56395	
215 INDIA		318		2556	
216 PAKISTAN		2165		9432	
234 AUSTRALIA		169		7025	
236 NEW ZEAL		300		586	
305 AUSTRIA				910	
306 BELGIUM				1637	
317 CZECHO S				1602	
318 DENMARK				103	
327 FRANCE		1266		5855	
335 GERMANY W		1129		10773	
340 HUNGARY				816	
344 ITALY				2288	
347 JAPAN		60		9687	
354 NETHRLNDS		113		12456	
376 SWITZRLND				74	
400 U STATES		27998		275992	
		35888		398187	
FILMS X RAY					9006
100 U KINGDOM		70265		820223	
306 BELGIUM		39860		130380	
376 SWITZRLND				2923	
400 U STATES		87382		1113204	
		197507		2066730	
GUN COVERS GAME BAGS					9007
100 U KINGDOM		239		239	
347 JAPAN				1624	
400 U STATES		6234		25718	
		6473		27581	
CRICKET BATS BALLS GLOVES					9008
100 U KINGDOM				14110	
234 AUSTRALIA				485	
400 U STATES				335	
				14930	
DOLLS					9009
100 U KINGDOM		9734		80730	
231 HONG KONG		2611		57848	
305 AUSTRIA				96	
306 BELGIUM				79	
317 CZECHO S				312	
327 FRANCE		530		799	
335 GERMANY W		4100		16149	
340 HUNGARY		68		68	
344 ITALY		15018		45170	
347 JAPAN		1502		57756	
354 NETHRLNDS				335	
359 NORWAY				94	
365 POLAND		197		7198	
372 SPAIN				585	
380 USSR		269		269	
390 GERMANY E				459	
400 U STATES		107476		241872	
		141505		509819	
FILMS PHOTOGRAPHERS					9010
100 U KINGDOM		26492		211183	
217 CEYLON				480	

IMPORTS INTO CANADA FOR CONSUMPTION

Articles and Countries from which Imported	MONTH OF SEPTEMBER 1958		NINE MONTHS ENDED SEPTEMBER 1958		Class Number
	Quantities	Values (\$)	Quantities	Values (\$)	
306 BELGIUM		6020		325204	
314 COLOMBIA				480	
327 FRANCE				3429	
335 GERMANY W		3881		52661	
347 JAPAN		116		809	
381 ALASKA				200	
400 U STATES		306133		4366840	
		342642		4961286	
FILMS CINEMATOGRAPH POSITIVES	FEET				9011
100 U KINGDOM	478384	39078	3466565	287227	
207 UN SO AFR			1035	275	
215 INDIA			7099	542	
225 TRINIDAD			1300	104	
231 HONG KONG			22700	1621	
232 MALTA			1700	136	
234 AUSTRALIA			16505	1610	
305 AUSTRIA	1240	99	12040	963	
306 BELGIUM	7806	625	61329	4778	
316 CUBA			700	200	
318 DENMARK			4303	342	
320 DOM REP			400	120	
322 EGYPT			1100	88	
326 FINLAND			1024	300	
327 FRANCE	404053	32395	7785692	583772	
335 GERMANY W	47464	3732	219184	17243	
336 GREECE	13450	1153	31018	2558	
344 ITALY	69036	5523	370028	32808	
347 JAPAN	800	64	36987	2191	
354 NETHRLNDS			7447	553	
355 INDONESIA			1400	112	
359 NORWAY			8200	978	
372 SPAIN			1181	94	
375 SWEDEN	1300	283	8566	1110	
376 SWITZRLND	3201	256	61306	5485	
380 USSR	28797	2303	265344	21227	
387 VENEZUELA			7800	624	
388 YUGO SLAV			1647	150	
390 GERMANY E			31602	2348	
391 LEBANON			6800	544	
400 U STATES	3859088	394773	36814141	3494867	
	4914619	480284	49256143	4464970	
FILMS FOR AERIAL PHOTOGRAPHY					9012
100 U KINGDOM				2323	
306 BELGIUM		1646		2604	
400 U STATES		7922		48972	
		9568		53899	
FISHING RODS					9013
100 U KINGDOM		247		10998	
305 AUSTRIA		143		598	
311 BURMA				168	
318 DENMARK				97	
347 JAPAN				109319	
359 NORWAY				627	
375 SWEDEN				607	
400 U STATES		8994		362008	
		9384		484422	
GOLF CLUBS AND FINISHED PARTS					9014
100 U KINGDOM		2097		23794	
234 AUSTRALIA				948	
400 U STATES		13011		437054	
		15108		461796	
MECHANICAL TOYS OF METAL					9016
100 U KINGDOM		23449		113248	
231 HONG KONG		228		9198	
327 FRANCE				2587	
335 GERMANY W		42287		187893	
344 ITALY		313		2103	
347 JAPAN		88967		856791	
375 SWEDEN				423	
390 GERMANY E		625		725	
400 U STATES		136683		503671	
		292552		1676639	
METAL JUVENILE CONSTR SETS					9017
100 U KINGDOM		27075		78902	
400 U STATES		1119		9900	
		28194		88802	
TOYS OF ALL KINDS N O P					9018
100 U KINGDOM		173739		1013921	
216 PAKISTAN				392	
231 HONG KONG		10564		195368	
234 AUSTRALIA		171		13054	
305 AUSTRIA		333		23460	
306 BELGIUM		608		9907	
317 CZECHO S				8580	
318 DENMARK		1693		23893	
327 FRANCE		1740		10307	
335 GERMANY W		58174		291118	
340 HUNGARY		1103		5868	
344 ITALY		3735		18776	
347 JAPAN		152856		1426586	
354 NETHRLNDS		4294		20837	
359 NORWAY				303	
372 SPAIN		548		1538	
375 SWEDEN		11780		22300	
376 SWITZRLND		851		2996	
380 USSR				53	

IMPORTS INTO CANADA FOR CONSUMPTION

Articles and Countries from which Imported	MONTH OF SEPTEMBER 1958		NINE MONTHS ENDED SEPTEMBER 1958		Class Number
	Quantities	Values (\$)	Quantities	Values (\$)	
390 GERMANY E		8260		34999	9019
400 U STATES		539546		2646779	
SPORTSMENS FISHING TACKLE NOP		969995		5771035	
100 U KINGDOM		5582		197286	
231 HONG KONG				9957	
234 AUSTRALIA		91		24907	
305 AUSTRIA				2109	
317 CZECHO S				734	
318 DENMARK		130		2195	
327 FRANCE		573		209004	
335 GERMANY W		6326		99548	
344 ITALY				6141	
347 JAPAN		8652		438261	
359 NORWAY		7847		87264	
372 SPAIN		623		6522	
375 SWEDEN		387		50010	
376 SWITZRLND				8717	
400 U STATES		84040		2818967	
FILMS CINEMATOGRAPH NEGATIVE		114251		3961622	9020
100 U KINGDOM				953	
306 BELGIUM		4038		12479	
335 GERMANY W				151	
400 U STATES		18004		81467	
BRUSHES ARTISTS		22042		95050	9021
100 U KINGDOM		3504		41988	
313 CHINA				660	
318 DENMARK				162	
327 FRANCE		629		2839	
335 GERMANY W		1309		24306	
347 JAPAN		571		10104	
400 U STATES		6201		24554	
BRUSHES PAINT AND VARNISH		12214		104613	9022
100 U KINGDOM		10651		133265	
231 HONG KONG		1643		9940	
313 CHINA		1363		19813	
317 CZECHO S				843	
335 GERMANY W		696		3238	
347 JAPAN		146		369	
354 NETHRLNDS				298	
359 NORWAY				321	
400 U STATES				12272	
BRUSHES TOOTH	DOZ	14499		180359	9023
100 U KINGDOM	1699	2577	64226	64276	
231 HONG KONG	300	68	54960	9307	
327 FRANCE			540	284	
335 GERMANY W			537	666	
347 JAPAN			480	119	
400 U STATES	5013	5283	71247	71917	
BRUSHES TOILET N O P		7012	191990	146569	9024
100 U KINGDOM		35133		171232	
231 HONG KONG		152		11304	
305 AUSTRIA		1398		2424	
306 BELGIUM				1517	
313 CHINA				486	
317 CZECHO S				969	
318 DENMARK				58084	
327 FRANCE		11507		40184	
335 GERMANY W		8778		51892	
340 HUNGARY				302	
344 ITALY		257		1121	
347 JAPAN		405		3766	
354 NETHRLNDS		467		2525	
375 SWEDEN		201		4202	
376 SWITZRLND		215		1939	
400 U STATES		31900		163259	
BRUSHES ALL OTHER N O P		90413		515206	9025
100 U KINGDOM		14079		126909	
231 HONG KONG				1488	
305 AUSTRIA				131	
306 BELGIUM				2214	
317 CZECHO S				1936	
318 DENMARK		53		1103	
327 FRANCE		1395		7877	
335 GERMANY W		4013		24719	
340 HUNGARY		830		2716	
344 ITALY		150		371	
347 JAPAN		977		4761	
354 NETHRLNDS		2676		22768	
376 SWITZRLND				642	
384 P RICO				531	
400 U STATES		55997		517073	
PACKAGES CONTAINING GOODS		80170		715239	9030
100 U KINGDOM		289421		2719812	
203 B E AFR		234		1301	
207 UN SO AFR		4016		23705	
208 BSA OTHER		80		580	
210 GHANA				19	
215 INDIA		3686		26866	

IMPORTS INTO CANADA FOR CONSUMPTION

Articles and Countries from which Imported	MONTH OF SEPTEMBER 1958		NINE MONTHS ENDED SEPTEMBER 1958		Class Number
	Quantities	Values (\$)	Quantities	Values (\$)	
216 PAKISTAN		193		2167	
217 CEYLON		1374		8662	
218 MALAYA				1145	
219 BEI OTHER				53	
221 B GUIANA		1532		45517	
223 BARBADOS		2180		19760	
224 JAMAICA		2622		13993	
225 TRINIDAD		2169		19152	
228 LEEW WIND		48		113	
231 HONG KONG		3847		172918	
232 MALTA		319		3510	
234 AUSTRALIA		16776		91938	
236 NEW ZEAL		143		1034	
304 ARGENTINA		667		46101	
305 AUSTRIA		2247		13152	
306 BELGIUM		19103		113931	
307 BEL CONGO				87	
309 BRAZIL		227		3315	
312 CHILE				12	
313 CHINA		527		59993	
314 COLOMBIA		899		2944	
315 C RICA				395	
316 CUBA		1714		13481	
317 CZECHO S		13402		127722	
318 DENMARK		5196		49244	
321 ECUADOR		21		497	
322 EGYPT				4	
325 ETHIOPIA				20	
326 FINLAND		256		9007	
327 FRANCE		23959		218010	
328 FR AFRICA		1035		8885	
335 GERMANY W		71367		631076	
336 GREECE		294		1526	
337 GUATEMALA				98	
338 HAITI		69		439	
340 HUNGARY		1309		6489	
341 ICELAND				56	
344 ITALY		32595		212085	
345 LIBYA				6	
347 JAPAN		125984		1272205	
352 MEXICO		198		2192	
353 MOROCCO				131	
354 NETHRLNDS		65803		302793	
355 INDONESIA				123	
359 NORWAY		3561		7349	
360 ISRAEL		793		2947	
361 PANAMA				175	
364 PHIL				1139	
365 POLAND		12599		31589	
366 PORTUGAL		2251		14746	
367 AZORES		557		1620	
369 PORT ASIA				144	
371 THAILAND		1		4	
372 SPAIN		7043		39406	
375 SWEDEN		6437		82912	
376 SWITZRLND		11065		247318	
381 ALASKA		106		1153	
382 VIRGIN IS				840	
383 HAWAII				462	
384 P RICO		3074		14533	
386 URUGUAY				10032	
388 YUGO SLAV		127		2803	
389 IRELAND		1081		9258	
390 GERMANY E		2591		13092	
393 TAIWAN		332		1081	
396 SUDAN		126		221	
400 U STATES		194633		1739667	
ORTHOPEDIC APPLIANCES ETC		941889		8470755	
100 U KINGDOM		348		6649	9050
335 GERMANY W				578	
400 U STATES		13313		92728	
EFFECTS LEFT BY REQUEST		13661		99955	
100 U KINGDOM		10965		97580	9051
203 B E AFR				5679	
205 RHOD NYAS				750	
207 UN SO AFR		343		1843	
215 INDIA				700	
218 MALAYA		100		100	
220 BERMUDA				50	
224 JAMAICA				791	
227 BAHAMAS		200		400	
230 GIBRALTAR				100	
231 HONG KONG		588		588	
234 AUSTRALIA				299	
236 NEW ZEAL				60	
305 AUSTRIA		900		950	
306 BELGIUM				1485	
318 DENMARK				1895	
326 FINLAND				100	
327 FRANCE		50		895	
335 GERMANY W				5505	
340 HUNGARY				5300	
344 ITALY				2656	
354 NETHRLNDS		250		7934	

IMPORTS INTO CANADA FOR CONSUMPTION

Articles and Countries from which Imported	MONTH OF SEPTEMBER 1958		NINE MONTHS ENDED SEPTEMBER 1958		Class Number
	Quantities	Values (\$)	Quantities	Values (\$)	
JEWELLERY N O P					9073
100 U KINGDOM		12188		181833	
207 UN SO AFR				270	
215 INDIA		2110		9201	
216 PAKISTAN				199	
217 CEYLON				113	
220 BERMUDA				409	
221 B GUIANA				75	
224 JAMAICA				172	
225 TRINIDAD				142	
230 GIBRALTAR		76		240	
231 HONG KONG		411		13940	
234 AUSTRALIA		313		413	
305 AUSTRIA		26773		178030	
306 BELGIUM				757	
313 CHINA				630	
317 CZECHO S		20019		132199	
318 DENMARK		725		5585	
327 FRANCE		7676		33982	
335 GERMANY W		133469		940827	
336 GREECE				66	
340 HUNGARY				204	
344 ITALY		7116		71154	
347 JAPAN		45648		256175	
352 MEXICO		5910		17742	
354 NETHRLNDS				1909	
357 NETH ANT				1240	
359 NORWAY		302		2244	
360 ISRAEL		152		2268	
366 PORTUGAL				466	
371 THAILAND		2101		14399	
372 SPAIN		2863		17555	
373 CANARY IS		221		221	
375 SWEDEN				773	
376 SWITZRLND		2089		17983	
378 JORDAN		302		302	
379 TURKEY				600	
383 HAWAII				70	
387 VENEZUELA				64	
388 YUGO SLAV		140		946	
389 IRELAND		420		32115	
390 GERMANY E		2224		3476	
400 U STATES		294200		1934930	
		567448		3875919	
MATTRESSES					9075
100 U KINGDOM		4817		325071	
327 FRANCE				713	
335 GERMANY W		908		21220	
347 JAPAN				25605	
354 NETHRLNDS		74		793	
400 U STATES		6628		98922	
		12427		472324	
PICTURE AND PHOTOGRAPH FRAMES					9076
100 U KINGDOM		1949		20998	
231 HONG KONG				1338	
305 AUSTRIA		101		2440	
306 BELGIUM				692	
313 CHINA				68	
318 DENMARK		259		5499	
327 FRANCE				2585	
335 GERMANY W		1029		7607	
344 ITALY		2134		25016	
347 JAPAN		1972		33526	
352 MEXICO		121		1311	
354 NETHRLNDS				5172	
360 ISRAEL		65		65	
372 SPAIN		1054		2137	
400 U STATES		39871		266216	
		48555		374670	
POCKET BOOKS PORTFOLIOS PURSES					9077
100 U KINGDOM		65871		563378	
215 INDIA		2825		9788	
224 JAMAICA		9989		18107	
227 BAHAMAS				58	
231 HONG KONG		356		35115	
234 AUSTRALIA				325	
304 ARGENTINA				311	
305 AUSTRIA		1431		11262	
306 BELGIUM		3561		19730	
313 CHINA				1101	
316 CUBA		203		936	
317 CZECHO S		2675		7883	
322 EGYPT				193	
327 FRANCE		19663		101251	
335 GERMANY W		48615		305232	
337 GUATEMALA				103	
338 HAITI				740	
340 HUNGARY				10622	
344 ITALY		21316		204304	
347 JAPAN		26636		350994	
352 MEXICO		3330		38293	
353 MOROCCO				4243	
354 NETHRLNDS		7840		55333	
360 ISRAEL		769		2115	
365 POLAND				1304	
366 PORTUGAL				57	

IMPORTS INTO CANADA FOR CONSUMPTION

Articles and Countries from which Imported	MONTH OF SEPTEMBER 1958		NINE MONTHS ENDED SEPTEMBER 1958		Class Number
	Quantities	Values (\$)	Quantities	Values (\$)	
372 SPAIN		2436		12382	
375 SWEDEN				2153	
376 SWITZRLND		1038		6589	
378 JORDAN				255	
380 USSR		158		158	
384 P RICO				2607	
388 YUGO SLAV				1427	
390 GERMANY E		111		681	
400 U STATES		361083		2589600	
		579906		4358630	
REFRIGERATORS ELECTRIC N O P	NO				9078
100 U KINGDOM	408	32631	3657	249765	
318 DENMARK	1	60	1	60	
335 GERMANY W	45	1846	1000	41158	
344 ITALY			3	255	
375 SWEDEN	6	743	6	743	
400 U STATES	7220	1221296	81803	13048473	
	7680	1256576	86470	13340454	
REFRIGERATORS N O P	NO				9079
100 U KINGDOM			42	4800	
306 BELGIUM	2	520	13	3304	
400 U STATES	91	7313	2603	106573	
	93	7833	2658	114677	
REGALIA AND BADGES					9080
100 U KINGDOM		4009		39047	
215 INDIA		350		3573	
216 PAKISTAN		608		3851	
231 HONG KONG		249		1587	
327 FRANCE		925		5108	
335 GERMANY W		1114		7128	
344 ITALY		1096		3753	
347 JAPAN		306		2608	
354 NETHRLNDS				138	
376 SWITZRLND				158	
400 U STATES		3723		53494	
		12380		120445	
SHADES LAMP NOP SHADE HOLDERS					9081
100 U KINGDOM				383	
231 HONG KONG				375	
318 DENMARK				267	
327 FRANCE		72		1482	
335 GERMANY W				1429	
344 ITALY		107		880	
347 JAPAN				939	
354 NETHRLNDS				851	
400 U STATES		13082		126971	
		13261		133577	
SPECTACLE FRAMES AND PARTS NOP					9082
100 U KINGDOM		212		9078	
215 INDIA		1589		3621	
305 AUSTRIA		1542		7677	
327 FRANCE		283		22073	
335 GERMANY W		13047		150714	
344 ITALY		2184		41658	
347 JAPAN				10413	
400 U STATES		214417		1895696	
		233274		2140930	
PARTS FOR SPECTACLE FRAMES					9083
400 U STATES		42431		391612	
		42431		391612	
TOBACCO PIPES SMOKERS SETS					9084
100 U KINGDOM		12634		110117	
232 MALTA		387		1518	
305 AUSTRIA				1595	
306 BELGIUM		1897		2347	
317 CZECHO S				1358	
318 DENMARK				2020	
327 FRANCE		2945		56175	
335 GERMANY W		835		6297	
344 ITALY		12609		95753	
347 JAPAN		374		2161	
354 NETHRLNDS		168		683	
376 SWITZRLND				299	
389 IRELAND				2082	
400 U STATES		7228		56647	
		39077		339052	
TOBACCO POUCHES CIGARETTE CASE					9085
100 U KINGDOM		3516		37085	
305 AUSTRIA				409	
306 BELGIUM		57		57	
317 CZECHO S				984	
327 FRANCE		250		451	
335 GERMANY W		1054		5851	
344 ITALY		78		395	
347 JAPAN		110		5704	
372 SPAIN		86		197	
380 USSR		544		544	
400 U STATES		1795		9189	
		7490		60866	
TOILET AND MANICURE SETS					9086
100 U KINGDOM		5692		13765	
305 AUSTRIA		1203		13155	
327 FRANCE				245	
335 GERMANY W		17254		63683	
344 ITALY				280	
376 SWITZRLND				316	

IMPORTS INTO CANADA FOR CONSUMPTION

Articles and Countries from which Imported	MONTH OF SEPTEMBER 1958		NINE MONTHS ENDED SEPTEMBER 1958		Class Number
	Quantities	Values (\$)	Quantities	Values (\$)	
400 U STATES		7854		16744	
TRUNKS AND VALISES		32003		108188	9087
100 U KINGDOM		21949		293279	
231 HONG KONG		50		971	
234 AUSTRALIA				274	
305 AUSTRIA				443	
306 BELGIUM				76	
317 CZECHO S		5186		33055	
318 DENMARK				58	
327 FRANCE		952		2090	
335 GERMANY W		7755		32706	
344 ITALY		316		2587	
347 JAPAN		2372		44073	
352 MEXICO		62		493	
354 NETHRLNDS		372		3911	
359 NORWAY				746	
375 SWEDEN		2727		18128	
376 SWITZRLND				298	
400 U STATES		133647		947320	
UMBRELLAS PARASOLS SUNSHADES		175388		1380508	9088
100 U KINGDOM		332		10104	
231 HONG KONG				1872	
305 AUSTRIA				132	
327 FRANCE		93		464	
335 GERMANY W				772	
344 ITALY		243		5582	
347 JAPAN		12474		33438	
354 NETHRLNDS		387		3816	
372 SPAIN		176		176	
376 SWITZRLND		260		1348	
400 U STATES		1372		52694	
WINDOW SHADE OR BLIND ROLLERS		15337		110398	9090
375 SWEDEN		1268		12463	
400 U STATES		2036		26346	
REFRIGERATOR PARTS		3304		38809	9091
100 U KINGDOM		60876		1081724	
306 BELGIUM				1836	
318 DENMARK				5662	
335 GERMANY W				96	
400 U STATES		576297		6060022	
HOME OR FARM FREEZERS ELECTRIC	NO	637173		7149340	9092
400 U STATES		6727	1130498	38992	6548168
MINERAL MEDICINAL AERATD WATER		6727	1130498	38992	6548168
100 U KINGDOM					1355
327 FRANCE		5571		173110	
335 GERMANY W				689	
344 ITALY				2139	
354 NETHRLNDS				450	
381 ALASKA				521	
400 U STATES		9286		84648	
ACCORDIONS CONCRTNAS MELODEONS	NO	14857		262912	9110
100 U KINGDOM			11	1222	
231 HONG KONG			1	110	
305 AUSTRIA			610	1368	
317 CZECHO S			149	497	
318 DENMARK			5	526	
326 FINLAND			1	208	
335 GERMANY W	1191	20505	5131	110586	
344 ITALY	825	31214	7257	345827	
347 JAPAN			22	266	
354 NETHRLNDS			1	125	
359 NORWAY	4	550	5	729	
375 SWEDEN			21	2157	
376 SWITZRLND	36	350	463	4272	
390 GERMANY E	468	3319	4784	17849	
400 U STATES	43	2027	651	34207	
BRASS BAND INSTRUMENTS		2567	57965	19112	519949
100 U KINGDOM					141102
216 PAKISTAN					137
231 HONG KONG		170		292	
317 CZECHO S				11418	
327 FRANCE		158		48669	
335 GERMANY W		4138		51020	
344 ITALY		755		15049	
347 JAPAN				499	
352 MEXICO				1517	
354 NETHRLNDS				1534	
376 SWITZRLND				70	
379 TURKEY				752	
383 HAWAII				148	
390 GERMANY E				175	
400 U STATES		14028		127613	
HARPS	NO	31786		399995	9113
400 U STATES		1	1737	6	8119
CABINET ORGANS	NO	1	1737	6	8119
335 GERMANY W		1	200	18	2452

IMPORTS INTO CANADA FOR CONSUMPTION

Articles and Countries from which Imported	MONTH OF SEPTEMBER 1958		NINE MONTHS ENDED SEPTEMBER 1958		Class Number
	Quantities	Values (\$)	Quantities	Values (\$)	
347 JAPAN			46	2861	
400 U STATES	5	834	22	4823	
PIPE ORGANS	NO	1034	86	10136	9115
335 GERMANY W			2	14965	
354 NETHRLNDS			1	8100	
400 U STATES	3	7561	7	25168	
ORGAN PARTS N O P	3	7561	10	48233	9116
100 U KINGDOM		2613		49810	
335 GERMANY W		1116		16093	
344 ITALY				2420	
354 NETHRLNDS		159		2671	
376 SWITZRLND				271	
390 GERMANY E				857	
400 U STATES		9777		106346	
PIANOS	NO	13665		178468	9117
100 U KINGDOM	2	601	116	43054	
335 GERMANY W			5	4889	
347 JAPAN			28	7240	
354 NETHRLNDS			2	900	
400 U STATES	84	32574	525	184312	
PIANO PARTS N O P	86	33175	676	240395	9118
100 U KINGDOM		7377		71768	
335 GERMANY W				1482	
375 SWEDEN				202	
400 U STATES		14173		95446	
PHONOGRAPHS GRAMOPHONES NOP		21550		168898	9120
100 U KINGDOM		17080		130974	
231 HONG KONG				641	
305 AUSTRIA				94	
318 DENMARK				1300	
327 FRANCE				213	
335 GERMANY W		2988		28962	
344 ITALY				398	
347 JAPAN		458		28350	
354 NETHRLNDS		796		17342	
376 SWITZRLNO		1335		10464	
400 U STATES		143730		1114346	
PHONOGRAPH RECORDS	NO	166387		1333084	9121
100 U KINGDOM	25971	23053	157696	134603	
231 HONG KONG	192	130	3251	2507	
234 AUSTRALIA			363	1399	
305 AUSTRIA			466	231	
306 BELGIUM	2701	277	54717	6904	
317 CZECHO S			1451	773	
318 DENMARK	63	50	525	412	
326 FINLAND	200	92	2865	1903	
327 FRANCE	7062	7779	82859	101560	
335 GERMANY W	4896	3909	59176	41289	
336 GREECE			1680	601	
340 HUNGARY	1095	398	13008	6886	
344 ITALY	9983	7324	71562	42192	
347 JAPAN			4320	1971	
354 NETHRLNDS	1675	2198	6086	7477	
365 POLANO			319	322	
366 PORTUGAL			36	70	
375 SWEDEN	120	162	495	650	
376 SWITZRLND			5042	1993	
380 USSR			9705	2976	
388 YUGO SLAV	404	198	1312	928	
390 GERMANY E			172	160	
400 U STATES	209222	114897	1997832	1070847	
OTHER MUSICAL INSTRUMENTS	263584	160467	2474938	1428654	9122
100 U KINGDOM		4819		29929	
231 HONG KONG				127	
305 AUSTRIA				1950	
316 CUBA				240	
317 CZECHO S		64		9018	
318 DENMARK		300		300	
327 FRANCE		4244		33522	
335 GERMANY W		35732		184950	
344 ITALY		602		5514	
347 JAPAN		3066		45311	
352 MEXICO		816		9072	
354 NETHRLNDS		367		5594	
365 POLAND				169	
375 SWEDEN		100		465	
376 SWITZRLND		3541		27757	
390 GERMANY E		2464		9502	
400 U STATES		231875		1544168	
MUSICAL INSTRUMENT STRINGS		287990		1907588	9123
100 U KINGDOM				938	
305 AUSTRIA		86		4421	
318 DENMARK				188	
335 GERMANY W		1555		10410	
400 U STATES		11227		61518	
PHONOGRAPHS COIN OPERATED	NO	12868		77475	9124
400 U STATES	49	27583	1052	625487	
	49	27583	1052	625487	

IMPORTS INTO CANADA FOR CONSUMPTION

Articles and Countries from which Imported	MONTH OF SEPTEMBER 1958		NINE MONTHS ENDED SEPTEMBER 1958		Class Number
	Quantities	Values (\$)	Quantities	Values (\$)	
PHOTOFLASH LAMPS					
347 JAPAN	NO		36000	1390	9127
354 NETHRLNDS			150000	4621	
400 U STATES	29136	2316	275701	22339	
	29136	2316	461701	28350	
PHOTOGRAPHIC ACCESSORIES PARTS					
100 U KINGDOM		17681		202803	9128
231 HONG KONG				318	
234 AUSTRALIA				266	
305 AUSTRIA				460	
306 BELGIUM				435	
317 CZECHOS		380		15199	
318 DENMARK				314	
327 FRANCE				8741	
335 GERMANY W		27150		420004	
344 ITALY				13438	
347 JAPAN		29170		304959	
354 NETHRLNDS				16779	
375 SWEDEN		301		1458	
376 SWITZRLND		231		14170	
390 GERMANY E				709	
400 U STATES		508143		3516996	
		583056		4517049	
THERMOMETERS					
100 U KINGDOM		5657		73230	9129
305 AUSTRIA				769	
306 BELGIUM				162	
318 DENMARK		765		1410	
327 FRANCE				3830	
335 GERMANY W		1611		14833	
344 ITALY				2049	
347 JAPAN		5741		83747	
352 MEXICO		2941		10558	
375 SWEDEN		56		543	
376 SWITZRLND		55		1064	
390 GERMANY E		2598		30951	
400 U STATES		110716		800423	
		130140		1023569	
APPARATUS X RAY					
100 U KINGDOM		5820		74797	9130
318 DENMARK				10207	
335 GERMANY W		12838		104219	
344 ITALY		1923		14645	
347 JAPAN				402	
354 NETHRLNDS		27151		144354	
375 SWEDEN		1200		20677	
400 U STATES		277021		3066114	
		325953		3435415	
BOTANICAL SPECIMENS					
100 U KINGDOM		57		1564	9132
203 B E AFR				200	
215 INDIA		550		1483	
327 FRANCE				100	
335 GERMANY W		151		892	
347 JAPAN		258		523	
390 GERMANY E				490	
400 U STATES		5348		42608	
		6364		47860	
OLD COINS STAMPS TROPHIES					
100 U KINGDOM		2447		6861	9133
207 UN SO AFR				268	
211 NIGERIA				95	
231 HONG KONG				153	
234 AUSTRALIA		637		1508	
236 NEW ZEAL				235	
305 AUSTRIA				1945	
306 BELGIUM				1469	
322 EGYPT		150		150	
326 FINLAND				415	
327 FRANCE				50	
335 GERMANY W				187	
336 GREECE		259		259	
340 HUNGARY		344		344	
344 ITALY				345	
353 MOROCCO				100	
354 NETHRLNDS				480	
359 NORWAY				777	
360 ISRAEL				280	
365 POLAND				103	
376 SWITZRLND				183	
388 YUGO SLAV				455	
389 IRELAND				2310	
400 U STATES		17475		169014	
		21312		187986	
CAMERAS AND CAMERA PARTS N D P					
100 U KINGDOM		140		22058	9134
231 HONG KONG		90		1589	
234 AUSTRALIA				261	
305 AUSTRIA		20921		212839	
308 BOLIVIA				177	
317 CZECHOS		1140		8409	
318 DENMARK				386	
327 FRANCE		132		11574	
335 GERMANY W		80928		1036194	
344 ITALY		15400		17245	
347 JAPAN		63341		939949	

IMPORTS INTO CANADA FOR CONSUMPTION

179

Articles and Countries from which Imported	MONTH OF SEPTEMBER 1958		NINE MONTHS ENDED SEPTEMBER 1958		Class Number
	Quantities	Values (\$)	Quantities	Values (\$)	
354 NETHRLNDS				547	
360 ISRAEL				175	
365 POLAND				175	
366 PORTUGAL				70	
375 SWEDEN		5600		21146	
376 SWITZRLND		20654		240452	
380 USSR		3097		4126	
381 ALASKA				2538	
383 HAWAII				325	
387 VENEZUELA				200	
390 GERMANY E		5032		69594	
400 U STATES		301583		2646622	
		518058		5236651	
CAMERA PARTS UNFINISHED					9135
335 GERMANY W				862	
400 U STATES		11027		133965	
		11027		134827	
CAMERA LENSES AND SHUTTERS					9136
100 U KINGDOM				612	
305 AUSTRIA				2381	
327 FRANCE				3552	
335 GERMANY W		1042		16649	
347 JAPAN				2838	
375 SWEDEN				980	
376 SWITZRLND		2382		2382	
390 GERMANY E				225	
400 U STATES		42730		362101	
		46154		391720	
COLLECTIONS OF ANTIQUITIES					9137
100 U KINGDOM		288208		639182	
218 MALAYA				95	
231 HONG KONG		1685		27922	
234 AUSTRALIA				219	
305 AUSTRIA				2501	
306 BELGIUM		50		372	
313 CHINA				175	
315 CRICA				210	
327 FRANCE		2840		9534	
335 GERMANY W		1634		3660	
344 ITALY				12085	
347 JAPAN		515		3128	
352 MEXICO				625	
354 NETHRLNDS		1103		3891	
359 NORWAY				500	
371 THAILAND				274	
372 SPAIN				1211	
376 SWITZRLND		916		5853	
389 IRELAND		3488		3668	
400 U STATES		88382		437372	
		388823		1152477	
CYCLOMETERS AND SPEEDOMETERS					9138
100 U KINGDOM		600		62898	
327 FRANCE				1619	
335 GERMANY W		1858		15443	
347 JAPAN				59	
354 NETHRLNDS				1229	
376 SWITZRLND				210	
400 U STATES		23739		166590	
		26197		248048	
GLOBES GEOGRAPHICAL					9139
100 U KINGDOM		998		5255	
335 GERMANY W		1396		9521	
347 JAPAN				1268	
400 U STATES		26444		143275	
		28838		159319	
MODELS OF INVENTIONS					9140
100 U KINGDOM		982		3439	
344 ITALY				121	
354 NETHRLNDS				102	
400 U STATES		35295		641374	
		36277		645036	
APPARATUS FOR INSTITUTIONS					9141
100 U KINGDOM		18976		199973	
207 UN SO AFR				183	
305 AUSTRIA		3484		6356	
306 BELGIUM				3301	
317 CZECHOS		697		762	
318 DENMARK		1762		22537	
327 FRANCE		376		10072	
335 GERMANY W		9566		76165	
344 ITALY		55		3878	
347 JAPAN		53		877	
354 NETHRLNDS		66		6140	
359 NORWAY		1305		8450	
360 ISRAEL		100		1536	
365 POLAND				500	
375 SWEDEN		582		1687	
376 SWITZRLND		710		8269	
384 P RICO				968	
390 GERMANY E				186	
400 U STATES		658093		5716618	
		695825		6068458	
OPERATING ROOM EQUIPMENT					9142
100 U KINGDOM		8256		54589	
317 CZECHOS				4282	
327 FRANCE		75		700	

IMPORTS INTO CANADA FOR CONSUMPTION

Articles and Countries from which Imported	MONTH OF SEPTEMBER 1958		NINE MONTHS ENDED SEPTEMBER 1958		Class Number
	Quantities	Values (\$)	Quantities	Values (\$)	
335 GERMANY W		2322		21036	
347 JAPAN				953	
376 SWITZRLND		150		650	
400 U STATES		286670		3186583	
		297473		3268723	
DENTAL INSTRUMENTS					9143
100 U KINGDOM		9331		130436	
231 HONG KONG				311	
305 AUSTRIA		4514		49511	
306 BELGIUM				682	
317 CZECHO S		2675		7916	
327 FRANCE				4554	
335 GERMANY W		37752		254772	
344 ITALY		2930		8980	
347 JAPAN		247		34624	
354 NETHRLNDS				10014	
375 SWEDEN				689	
376 SWITZRLND		1933		21368	
390 GERMANY E				3830	
400 U STATES		166800		1791182	
		226182		2318869	
SURGICAL TRUSSES AND SUPPORTS					9144
100 U KINGDOM		245		298	
354 NETHRLNDS				712	
400 U STATES		115		5755	
		360		6765	
ARTICLES FOR THE BLIND					9145
100 U KINGDOM		368		1650	
327 FRANCE		306		306	
335 GERMANY W				1932	
376 SWITZRLND		897		2662	
400 U STATES		2671		16370	
		4242		22920	
OPTICAL AND PHILOSOPHICAL INST					9146
100 U KINGDOM		29117		438425	
231 HONG KONG		212		7467	
305 AUSTRIA		299		2467	
306 BELGIUM				236	
317 CZECHO S				519	
318 DENMARK				200	
327 FRANCE		4767		16384	
335 GERMANY W		57844		303032	
344 ITALY		218		6825	
347 JAPAN		47345		640100	
354 NETHRLNDS				431	
375 SWEDEN		943		8667	
376 SWITZRLND		1133		11205	
390 GERMANY E				535	
400 U STATES		283873		2051831	
		425751		3488324	
EDUCATIONAL FILMS					9148
100 U KINGDOM		2332		38059	
207 UN SO AFR				475	
210 GHANA				80	
224 JAMAICA				815	
234 AUSTRALIA				154	
306 BELGIUM				378	
317 CZECHO S				1128	
318 DENMARK		2833		3121	
327 FRANCE				6486	
335 GERMANY W				2500	
347 JAPAN				626	
352 MEXICO				80	
354 NETHRLNDS				868	
365 POLAND				2221	
375 SWEDEN				443	
376 SWITZRLND				213	
388 YUGO SLAV				613	
395 PORT W AFR				1950	
400 U STATES		82878		758396	
		88043		818606	
CINEMATOGRAPH CAMERAS					9149
100 U KINGDOM		64		64	
327 FRANCE		165		165	
335 GERMANY W				408	
400 U STATES		12717		90043	
		12946		90680	
SURGICAL INSTRUMENTS					9150
100 U KINGDOM		23405		302410	
216 PAKISTAN		269		9663	
305 AUSTRIA				256	
306 BELGIUM				54	
318 DENMARK		863		1549	
327 FRANCE		11361		49947	
335 GERMANY W		15203		240475	
344 ITALY				9061	
347 JAPAN		3734		66514	
352 MEXICO				10733	
354 NETHRLNDS				589	
375 SWEDEN		7981		56552	
376 SWITZRLND		5790		19072	
390 GERMANY E		236		1839	
400 U STATES		475791		4046440	
		544633		4815154	
BOATS OPEN PLEASURE					9152
100 U KINGDOM	NO	5	1548	168	38436

IMPORTS INTO CANADA FOR CONSUMPTION

Articles and Countries from which Imported	MONTH OF SEPTEMBER 1958		NINE MONTHS ENDED SEPTEMBER 1958		Class Number
	Quantities	Values (\$)	Quantities	Values (\$)	
234 AUSTRALIA			3	1081	
318 DENMARK	3	316	66	28298	
327 FRANCE			7	647	
334 ST PIERRE			1	125	
335 GERMANY W	6	777	94	18438	
344 ITALY			1	149	
347 JAPAN			70	6162	
354 NETHRLNDS			1	788	
359 NORWAY			43	5955	
375 SWEDEN			15	2378	
381 ALASKA	1	186	2	286	
390 GERMANY E			4	6288	
400 U STATES	104	24185	2177	764405	
	119	27012	2652	873976	
LAUNCHES PLEASURE MOTIVE POWER	NO				9153
100 U KINGDOM	1	2344	16	14758	
231 HONG KONG			1	689	
335 GERMANY W			8	7274	
375 SWEDEN			1	825	
400 U STATES	10	73108	197	919445	
	11	75452	223	942991	
SHIPS AND VESSELS REPAIRS ON					9155
306 BELGIUM				36961	
334 ST PIERRE		1741		8347	
344 ITALY				2524	
381 ALASKA				3035	
400 U STATES		36086		210889	
		37827		261756	
SHIPS FOREIGN BUILT COASTAL	NO				9156
327 FRANCE			1	700000	
			1	700000	
VESSELS FOREIGN BUILT N O P					9157
100 U KINGDOM		1923		1276552	
203 B E AFR				2000	
231 HONG KONG				2987	
318 DENMARK				2106	
335 GERMANY W				175	
347 JAPAN				1740	
354 NETHRLNDS				79337	
375 SWEDEN				3380	
400 U STATES		7821		363817	
		9744		1732094	
TRUCK TRAILERS	NO				9160
100 U KINGDOM			14	6498	
400 U STATES	44	148477	423	1614410	
	44	148477	437	1620908	
MOBILE HOMES	NO				9161
100 U KINGDOM			14	9539	
354 NETHRLNDS			1	438	
381 ALASKA	1	3000	2	4000	
400 U STATES	239	492972	3048	5178153	
	240	495972	3065	5192130	
BUGGIES CUTTERS VEHICLES N O P	NO				9162
100 U KINGDOM		547	33	4161	
327 FRANCE				417	
335 GERMANY W			1	202	
344 ITALY			2	317	
354 NETHRLNDS			1	100	
359 NORWAY			2	615	
400 U STATES	337	24855	3451	272782	
	337	25402	3490	278594	
CHILDRENS CARRIAGES AND PARTS	NO				9163
100 U KINGDOM	313	7539	2378	53473	
335 GERMANY W			62	1347	
354 NETHRLNDS	6	230	287	5907	
376 SWITZRLND			2	105	
400 U STATES	14	187	3274	25429	
	333	7956	6003	86261	
CHILDRENS SLEDS VEHICLES N O P					9164
100 U KINGDOM		1069		17636	
335 GERMANY W				6041	
354 NETHRLNDS				457	
400 U STATES		32749		291256	
		33818		315390	
WAGONS AND SLEDS FARM AND PTS	NO				9166
100 U KINGDOM	3	4891	3	4891	
400 U STATES	194	30452	1575	297046	
	197	35343	1578	301937	
WHEELBARROWS HAND TRUCKS CARTS	NO				9168
100 U KINGDOM	93	2095	1658	27476	
318 DENMARK			57	7755	
327 FRANCE			66	1004	
335 GERMANY W	50	928	131	1848	
344 ITALY	1	119	106	305	
354 NETHRLNDS	3	565	84	7751	
375 SWEDEN	8	1532	133	24035	
376 SWITZRLND			1	57	
400 U STATES	4404	86640	63861	901748	
	4559	91879	66097	971979	
TRUCKS AND CARS N O P					9169
100 U KINGDOM		23421		55283	
400 U STATES		16934		536860	
		40355		592143	
AIRCRAFT NOT OVER 1500 LB WT	NO				9171
100 U KINGDOM			1	3412	
400 U STATES	20	55714	291	1390513	
	20	55714	292	1391925	

IMPORTS INTO CANADA FOR CONSUMPTION

Articles and Countries from which Imported	MONTH OF SEPTEMBER 1958		NINE MONTHS ENDED SEPTEMBER 1958		Class Number
	Quantities	Values (\$)	Quantities	Values (\$)	
AIRCRAFT 1501 TO 3000 LB WT	NO				9172
100 U KINGDOM			1	8881	
400 U STATES	5	75250	118	1825428	
AIRCRAFT 3001 TO 7500 LB WT	NO				9173
400 U STATES			20	1077309	
AIRCRAFT OVER 7500 LB WEIGHT	NO				9174
100 U KINGDOM			16	13501274	
400 U STATES	1	60578	13	5062591	
AIRCRAFT PTS EXCLUDING ENG PTS			29	18563865	9175
100 U KINGDOM		375140		4894071	
203 B E AFR				252	
231 HONG KONG		2542		27548	
234 AUSTRALIA				7715	
304 ARGENTINA		1113		23256	
316 CUBA				1793	
327 FRANCE		2473		17856	
335 GERMANY W				2786	
341 ICELAND				3236	
347 JAPAN		3269		5250	
352 MEXICO		11096		52878	
354 NETHRLNDS		7900		62200	
363 PERU		2723		5653	
366 PORTUGAL		3100		11243	
372 SPAIN				375	
375 SWEDEN		131		1619	
376 SWITZRLND				155	
381 ALASKA		64		7275	
383 HAWAII		302		302	
384 P RICO		484		484	
400 U STATES		5049707		47615794	
PAINTINGS UNDER 20 DOLLARS	NO	5460044		52741741	9181
100 U KINGDOM	43	396	808	3921	
231 HONG KONG			96	192	
305 AUSTRIA			453	3087	
306 BELGIUM	50	103	302	626	
313 CHINA			73	288	
318 DENMARK	488	1468	1322	5615	
327 FRANCE			247	1874	
340 HUNGARY	86	363	747	4305	
344 ITALY	67	372	1223	5901	
347 JAPAN			51	179	
352 MEXICO			15	224	
354 NETHRLNDS	70	143	798	4245	
364 PHIL	20	262	20	262	
400 U STATES	56	305	1929	5743	
PAINTINGS 20 DOLLARS OR OVER	880	3412	8084	36462	9182
100 U KINGDOM		21471		303829	
224 JAMAICA		120		206	
227 BAHAMAS				200	
231 HONG KONG		136		561	
234 AUSTRALIA		50		205	
305 AUSTRIA		1890		19641	
306 BELGIUM		60		335	
317 CZECHOS				80	
318 DENMARK		2689		18029	
327 FRANCE		13109		109210	
331 FROCEANA				120	
335 GERMANY W		832		11436	
336 GREECE				6947	
338 HAITI				170	
340 HUNGARY		841		4479	
344 ITALY		12196		45356	
347 JAPAN		142		632	
352 MEXICO				5609	
354 NETHRLNDS		1713		30195	
359 NORWAY		100		1292	
360 ISRAEL		1350		3322	
365 POLAND		900		900	
372 SPAIN				2211	
375 SWEDEN				160	
376 SWITZRLND		615		3705	
383 HAWAII				2582	
388 YUGO SLAV				75	
389 IRELAND				2370	
400 U STATES		24946		815192	
STATUES AND STATUETTES N O P		83160		1389049	9183
100 U KINGDOM		423		20369	
203 B E AFR		443		1994	
215 INDIA		763		1614	
217 CEYLON				983	
224 JAMAICA				318	
231 HONG KONG		207		5187	
305 AUSTRIA				7002	
306 BELGIUM				156	
313 CHINA				787	
317 CZECHOS				655	
318 DENMARK		519		7949	
327 FRANCE		434		11435	
335 GERMANY W		2801		15243	
336 GREECE				532	

IMPORTS INTO CANADA FOR CONSUMPTION

183

Articles and Countries from which Imported	MONTH OF SEPTEMBER 1958		NINE MONTHS ENDED SEPTEMBER 1958		Class Number
	Quantities	Values (\$)	Quantities	Values (\$)	
340 HUNGARY		292		395	
344 ITALY		3892		32080	
347 JAPAN		753		53088	
352 MEXICO				167	
354 NETHRLNDS		248		1030	
360 ISRAEL				263	
365 POLAND				376	
366 PORTUGAL		209		693	
372 SPAIN				343	
375 SWEDEN		88		1106	
376 SWITZRLND				197	
378 JORDAN				100	
380 USSR				254	
390 GERMANY E		345		1589	
400 U STATES		8865		62151	
		20282		228056	
PORCELAIN STATUES STATUETTES					
100 U KINGDOM		16008		279733	9184
227 BAHAMAS				482	
231 HONG KONG				2314	
305 AUSTRIA		676		4853	
306 BELGIUM				278	
310 BULGARIA				126	
318 DENMARK		2421		9709	
327 FRANCE		66		2599	
335 GERMANY W		5660		87252	
344 ITALY		3491		13723	
347 JAPAN		11938		241906	
354 NETHRLNDS				739	
366 PORTUGAL		125		382	
372 SPAIN				212	
375 SWEDEN				210	
376 SWITZRLND				666	
390 GERMANY E		1302		12907	
400 U STATES		3177		28182	
		44864		686273	
MATERIAL FOR HARD METAL COMPOS					
100 U KINGDOM		736		4295	9187
352 MEXICO				924	
375 SWEDEN		4358		4917	
400 U STATES		36916		365200	
		42010		375336	
ARTICLES FOR FERTILIZER MFR					
100 U KINGDOM				860	9191
306 BELGIUM				88	
327 FRANCE				88	
335 GERMANY W				300	
376 SWITZRLND				863	
400 U STATES		34814		377029	
		34814		379228	
ARTICLES FOR REPRESENTATIVES					
100 U KINGDOM		15010		94940	9193
203 B E AFR				200	
207 UN SO AFR				2325	
215 INDIA				362	
216 PAKISTAN				100	
217 CEYLON				900	
223 BARBADOS		109		279	
225 TRINIDAD				455	
234 AUSTRALIA		150		2656	
236 NEW ZEAL		100		200	
303 ARABIA				120	
304 ARGENTINA				2979	
305 AUSTRIA				2865	
306 BELGIUM		100		13035	
309 BRAZIL		175		1332	
312 CHILE				500	
313 CHINA				2050	
314 COLOMBIA				103	
316 CUBA				3643	
317 CZECHO S		6644		27075	
318 DENMARK		1145		20432	
320 DOM REP				300	
326 FINLAND				1800	
327 FRANCE		1901		13888	
335 GERMANY W		8352		82961	
336 GREECE				3050	
338 HAITI				581	
342 IRAN		84		159	
344 ITALY		1109		10426	
347 JAPAN		428		12832	
352 MEXICO		50		10792	
354 NETHRLNDS		54635		113561	
355 INDONESIA				3150	
359 NORWAY		50		875	
360 ISRAEL		410		2246	
361 PANAMA				254	
363 PERU				2974	
364 PHIL		1300		3200	
365 POLAND		3970		13196	
366 PORTUGAL				935	
372 SPAIN		300		13139	
375 SWEDEN		1904		3288	
376 SWITZRLND		100		32162	
378 JORDAN		3900		3900	
380 USSR		1275		5570	

IMPORTS INTO CANADA FOR CONSUMPTION

Articles and Countries from which Imported	MONTH OF SEPTEMBER 1958		NINE MONTHS ENDED SEPTEMBER 1958		Class Number
	Quantities	Values (\$)	Quantities	Values (\$)	
384 P R I C O		53		53	
387 V E N E Z U E L A				197	
388 Y U G O S L A V				50	
389 I R E L A N D				305	
391 L E B A N O N				1000	
400 U S T A T E S		40261		361473	
		143515		874868	
CANADIAN GOODS RETURNED					9195
100 U K I N G D O M		26846		381826	
203 B E A F R				575	
205 R H O D N Y A S				170	
207 U N S O A F R		1140		9688	
215 I N D I A				2316	
216 P A K I S T A N				5103	
217 C E Y L O N				70	
220 B E R M U D A		3451		6859	
221 B G U I A N A		324		37343	
223 B A R B A D O S				1575	
224 J A M A I C A		18279		40766	
225 T R I N I D A D		1574		17443	
227 B A H A M A S				1219	
228 L E E W W I N D				1757	
231 H O N G K O N G				908	
234 A U S T R A L I A		1238		52605	
236 N E W Z E A L		689		2626	
305 A U S T R I A				797	
306 B E L G I U M		3450		84052	
308 B O L I V I A				400	
309 B R A Z I L		600		600	
312 C H I L E				2045	
314 C O L O M B I A		593		593	
316 C U B A				5671	
318 D E N M A R K		100		1627	
319 G R E E N L A N D				6807	
320 D O M R E P				713	
326 F I N L A N D				1900	
327 F R A N C E		6890		24256	
328 F R A F R I C A				2810	
334 S T P I E R R E		760		1695	
335 G E R M A N Y W		3380		25294	
336 G R E E C E				1236	
338 H A I T I		1307		1307	
344 I T A L Y		600		7653	
347 J A P A N		20789		60547	
352 M E X I C O				35299	
354 N E T H R L N D S		150		12282	
357 N E T H A N T				1075	
359 N O R W A Y				5432	
361 P A N A M A		4777		4777	
363 P E R U				3531	
364 P H I L				16072	
372 S P A I N				250	
375 S W E D E N		2132		20337	
376 S W I T Z R L N D		2400		21144	
381 A L A S K A		826		26474	
387 V E N E Z U E L A				56122	
389 I R E L A N D				2171	
396 S U O A N		200		200	
400 U S T A T E S		715748		8776500	
		818243		9774518	
ARMS ETC BRITISH OR NATO CTYS					9196
100 U K I N G D O M		41233		588678	
221 B G U I A N A				1300	
224 J A M A I C A				63	
234 A U S T R A L I A				10210	
306 B E L G I U M		1269		1469	
309 B R A Z I L				15000	
316 C U B A				4148	
318 D E N M A R K		6224		81861	
326 F I N L A N D		86		263	
327 F R A N C E		4521		42733	
335 G E R M A N Y W		22567		224748	
344 I T A L Y		1585		11917	
347 J A P A N		969		10838	
354 N E T H R L N D S		4824		21623	
357 N E T H A N T				321270	
359 N O R W A Y				16357	
366 P O R T U G A L		192		694	
371 T H A I L A N D				1147	
372 S P A I N		3298		3393	
375 S W E D E N				1743	
376 S W I T Z R L N D		1260		41818	
381 A L A S K A		52502		516834	
400 U S T A T E S		2174899		15260424	
		2315429		17178531	
EXWAREHOUSED SHIPS STORES NOP					9197
100 U K I N G D O M		3743		231711	
221 B G U I A N A				1389	
223 B A R B A D O S				286	
327 F R A N C E		1004		8439	
335 G E R M A N Y W		246		1621	
344 I T A L Y				113	
354 N E T H R L N D S		234		3306	
359 N O R W A Y				150	
384 P R I C O				127	
400 U S T A T E S		27815		214621	
		33042		461763	

IMPORTS INTO CANADA FOR CONSUMPTION

Articles and Countries from which Imported	MONTH OF SEPTEMBER 1958		NINE MONTHS ENDED SEPTEMBER 1958		Class Number
	Quantities	Values (\$)	Quantities	Values (\$)	
BATTERY JARS GLASS OR RUBBER					9199
100 U KINGDOM				386	
335 GERMANY W		3952		9320	
400 U STATES		119341		912907	
		123293		922613	
CASUAL DONATIONS					9201
100 U KINGDOM		100		1589	
220 BERMUDA				1356	
318 DENMARK				105	
335 GERMANY W				205	
347 JAPAN				100	
354 NETHRLNDS				168	
359 NORWAY		50		181	
400 U STATES		2227		96863	
		2377		100567	
CORSET CLASPS STEELS WIRES					9202
100 U KINGDOM				5286	
400 U STATES		5585		41498	
		5585		46784	
FEATHERS FLOWERS ART FOR HATS					9204
100 U KINGDOM		725		3441	
317 CZECHO S		976		6007	
327 FRANCE		5773		75150	
335 GERMANY W		14410		102034	
344 ITALY		189		1007	
347 JAPAN		8046		108573	
354 NETHRLNDS				139	
390 GERMANY E		3949		41374	
400 U STATES		9868		144866	
		43936		482591	
RESCUE APPARATUS					9207
100 U KINGDOM		430		10727	
305 AUSTRIA				1796	
327 FRANCE		511		1022	
335 GERMANY W				16360	
354 NETHRLNDS				1393	
400 U STATES		134642		1270854	
		135583		1302152	
MATERIALS FOR TEXTILE PRINTING					9208
100 U KINGDOM		1478		14972	
400 U STATES		3661		53029	
		5139		68001	
SALTS OF THORIUM OR CERIUM					9209
400 U STATES		7313		14551	
		7313		14551	
SPURS AND STILTS					9210
100 U KINGDOM		645		6419	
400 U STATES		271		5743	
		916		12162	
VACCINE AND PLASMA CONTAINERS					9212
100 U KINGDOM				22754	
327 FRANCE				1851	
335 GERMANY W				635	
400 U STATES		29862		157330	
		29862		182570	
GOODS FREE BY ORDER IN COUNCIL					9213
100 U KINGDOM				10701	
335 GERMANY W				813	
400 U STATES		3784		161543	
		3784		173057	
ARTICLES FOR MFR TOBACCO PIPES					9214
100 U KINGDOM		132		799	
327 FRANCE		258		807	
335 GERMANY W				90	
344 ITALY				650	
400 U STATES		1589		9310	
		1979		11656	
SAFETY GLASS SHEET ADHESIVES					9215
400 U STATES		90099		562538	
		90099		562538	
TOURIST PURCHASES DUTY FREE					9228
100 U KINGDOM		389900		1298052	
202 ADEN				99	
203 B E AFR		791		2058	
205 RHOD NYAS				165	
208 BSA OTHER				664	
211 NIGERIA				258	
215 INDIA		949		2880	
216 PAKISTAN				1133	
217 CEYLON				174	
218 MALAYA		150		400	
220 BERMUDA		15032		103355	
221 B GUIANA		338		882	
222 B HOND				9750	
223 BARBADOS		52		9706	
224 JAMAICA		4295		45841	
225 TRINIDAD		359		4579	
227 BAHAMAS		1925		18450	
230 GIBRALTAR		581		2153	
231 HONG KONG		7489		21208	
232 MALTA		87		179	
234 AUSTRALIA		594		7093	
236 NEW ZEAL		258		873	
303 ARABIA		501		1127	
304 ARGENTINA		489		1407	
305 AUSTRIA		5753		19013	

IMPORTS INTO CANADA FOR CONSUMPTION

Articles and Countries from which Imported	MONTH OF SEPTEMBER 1958		NINE MONTHS ENDED SEPTEMBER 1958		Class Number
	Quantities	Values (\$)	Quantities	Values (\$)	
306 BELGIUM		10686		42093	
308 BOLIVIA				97	
309 BRAZIL		107		2631	
312 CHILE				276	
313 CHINA		650		748	
314 COLOMBIA				272	
316 CUBA		589		15762	
317 CZECHOSLOVAKIA		1667		3422	
318 DENMARK		4068		13148	
319 GREENLAND		120		120	
322 EGYPT		3508		14067	
326 FINLAND		538		6174	
327 FRANCE		75132		270221	
329 INDOCHINA		846		846	
334 ST. PIERRE AND MIQUELON		18940		45016	
335 GERMANY WEST		57982		195326	
336 GREECE		1476		3903	
337 GUATEMALA				201	
338 HAITI		115		1960	
340 HUNGARY		74		123	
341 ICELAND		208		1102	
342 IRAN				107	
343 IRAQ				15	
344 ITALY		43689		144784	
345 LIBYA				65	
347 JAPAN		9569		25106	
350 LIBERIA				66	
352 MEXICO		12300		96803	
353 MOROCCO		394		459	
354 NETHERLANDS		20546		91307	
355 INDONESIA		396		396	
357 NETHERLANDS ANTILLES		207		845	
359 NORWAY		3500		8713	
360 ISRAEL		1791		14521	
361 PANAMA		100		494	
363 PERU		462		1733	
364 PHILIPPINES				80	
365 POLAND		1810		4880	
366 PORTUGAL		2201		9056	
367 AZORES		2276		18777	
370 ROMANIA				43	
371 THAILAND				70	
372 SPAIN		3876		15887	
375 SWEDEN		3044		9354	
376 SWITZERLAND		33546		84775	
378 JORDAN				69	
379 TURKEY		70		603	
380 USSR		711		1778	
381 ALASKA		1737		5308	
382 VIRGIN ISLANDS				155	
383 HAWAII		7195		81290	
384 PUERTO RICO				831	
387 VENEZUELA				615	
388 YUGOSLAVIA		445		922	
389 IRELAND		6192		22883	
391 LEBANON		20		518	
392 SYRIA				145	
400 U.S. STATES		7632669		56331611	
		8394995		59144076	
CARTRIDGES SHOT GUN SHELLS					9237
100 U.KINGDOM				5478	
327 FRANCE				66687	
335 GERMANY WEST				2203	
344 ITALY				1284	
400 U.S. STATES		10977		29315	
		10977		104967	
DEXTROSE SOLUTIONS THERAPEUTIC					9238
100 U.KINGDOM				37114	
400 U.S. STATES		35387		319322	
		35387		356436	
METALLIC CARTRIDGES AMMUNITION					9239
100 U.KINGDOM		3949		8349	
318 DENMARK				3109	
327 FRANCE				800	
335 GERMANY WEST		1730		7553	
359 NORWAY				4114	
375 SWEDEN		1899		11564	
376 SWITZERLAND				5862	
400 U.S. STATES		15052		66844	
		22630		108195	
BLACKBOARDS OF SLATE OR PAPER					9240
344 ITALY		673		14425	
366 PORTUGAL				3103	
400 U.S. STATES		61069		269131	
		61742		286659	
BIOLOGICAL PRODUCTS N.O.P.					9242
100 U.KINGDOM		107		19097	
234 AUSTRALIA				1886	
318 DENMARK				5053	
327 FRANCE				99	
335 GERMANY WEST				3041	
375 SWEDEN				778	
376 SWITZERLAND				1385	
380 USSR				978	
400 U.S. STATES		129415		1601548	
		129522		1633865	

IMPORTS INTO CANADA FOR CONSUMPTION

187

Articles and Countries from which Imported	MONTH OF SEPTEMBER 1958		NINE MONTHS ENDED SEPTEMBER 1958		Class Number
	Quantities	Values (\$)	Quantities	Values (\$)	
BASKETS OF ALL KINDS N O P					9243
100 U KINGDOM				9723	
207 UN SO AFR				225	
215 INDIA				180	
231 HONG KONG		5472		23605	
305 AUSTRIA				177	
306 BELGIUM		441		6963	
317 CZECHO S		6395		24251	
318 DENMARK		121		570	
327 FRANCE				2858	
335 GERMANY W		435		7173	
340 HUNGARY		132		1334	
344 ITALY		602		8253	
347 JAPAN		3895		64820	
352 MEXICO		975		6330	
354 NETHRLNDS				363	
365 POLAND		324		24734	
366 PORTUGAL		1089		9914	
367 AZORES		5777		18127	
372 SPAIN				6620	
375 SWEDEN		87		365	
388 YUGO SLAV				4554	
400 U STATES		19570		186724	
		45315		407863	
COMMUNION SETS CHURCH ARTICLES					9244
100 U KINGDOM		2446		19583	
215 INDIA				121	
231 HONG KONG		1198		8326	
234 AUSTRALIA		323		1102	
305 AUSTRIA		689		6424	
306 BELGIUM		434		4030	
313 CHINA				159	
317 CZECHO S		1951		46667	
318 DENMARK				69	
327 FRANCE		14350		195657	
335 GERMANY W		4772		60606	
336 GREECE		310		1403	
344 ITALY		43891		397666	
347 JAPAN		2022		94418	
352 MEXICO				225	
354 NETHRLNDS				1321	
360 ISRAEL		556		2281	
365 POLAND				300	
366 PORTUGAL				1876	
372 SPAIN				3094	
376 SWITZRLND				1884	
378 JORDAN				352	
389 IRELAND		4073		8263	
390 GERMANY E				163	
400 U STATES		39262		405347	
		116277		1261337	
CARTRIDGE CASES GUN WADS CAPS					9246
100 U KINGDOM				6949	
375 SWEDEN		2879		3943	
400 U STATES		33674		60632	
		36553		71524	
AMMUNITION N O P					9247
100 U KINGDOM		10972		113353	
335 GERMANY W		3050		14950	
359 NORWAY				135	
375 SWEDEN		950		2748	
400 U STATES		248775		471620	
		263747		602806	
ELECTRICAL ENERGY					9249
400 U STATES	MKWH				
		22578	93888	161170	748920
		22578	93888	161170	748920
ICE					9251
400 U STATES		1606		5150	
		1606		5150	
INCUBATORS BROODERS AND PARTS					9252
100 U KINGDOM	NO		2	354	
400 U STATES		626	197783	16104	
		626	197783	16106	1029429
				1029783	
IRON SAND PRESSURE BLASTING					9253
100 U KINGDOM				21856	
400 U STATES		5084		572525	
		60318		65402	594381
		65402		594381	
BALL POINT PENS AND PARTS					9254
100 U KINGDOM		2089		58039	
306 BELGIUM				265	
318 DENMARK				218	
327 FRANCE				228	
335 GERMANY W		2084		12760	
344 ITALY		1933		16236	
347 JAPAN		398		9712	
360 ISRAEL				3831	
376 SWITZRLND				195	
400 U STATES		262270		1792078	
		268774		1893562	
ALABASTER SPAR AMBER ORNAMENTS					9255
100 U KINGDOM		10443		135277	
215 INDIA				316	
231 HONG KONG		117		1678	
305 AUSTRIA		3260		5030	
306 BELGIUM		186		894	
317 CZECHO S				72	

IMPORTS INTO CANADA FOR CONSUMPTION

Articles and Countries from which Imported	MONTH OF SEPTEMBER 1958		NINE MONTHS ENDED SEPTEMBER 1958		Class Number
	Quantities	Values (\$)	Quantities	Values (\$)	
318 DENMARK		175		1206	
327 FRANCE		2870		10459	
335 GERMANY W		27275		76902	
344 ITALY		2986		34016	
347 JAPAN		19762		192521	
352 MEXICO				594	
354 NETHRLNDS		564		1083	
365 POLAND		6901		42865	
372 SPAIN		414		567	
375 SWEDEN				60	
376 SWITZRLND				65	
390 GERMANY E		14353		51069	
400 U STATES		48317		182577	
		137623		737251	
MACHINE CARD CLOTHING					9256
100 U KINGDOM		9247		107314	
306 BELGIUM		186		476	
335 GERMANY W				642	
376 SWITZRLND				374	
400 U STATES		5580		74151	
		15013		182957	
PENCILS BLACK LEAD N O P	GROSS				9257
100 U KINGDOM	105	410	5307	16506	
305 AUSTRIA			305	779	
313 CHINA			4000	2525	
317 CZECHO S	4000	5133	9024	11474	
335 GERMANY W	764	2060	7919	22968	
347 JAPAN	10	119	10720	10999	
400 U STATES	588	2194	14450	49184	
	5467	9916	51725	114435	
PENCILS MECHANICAL					9258
100 U KINGDOM		635		3656	
318 DENMARK		2440		6538	
327 FRANCE				50	
335 GERMANY W		497		4554	
344 ITALY		8169		8232	
347 JAPAN				1543	
376 SWITZRLND				114	
400 U STATES		8140		61207	
		19881		85894	
PENS FOUNTAIN EXCPT BALL POINT					9259
100 U KINGDOM		482		1345	
335 GERMANY W		135		4430	
340 HUNGARY				147	
344 ITALY		14333		81718	
347 JAPAN		335		3070	
354 NETHRLNDS		141		141	
400 U STATES		6778		65047	
		22204		155898	
PENS N O P PENHOLDERS RULERS					9260
100 U KINGDOM		4403		30312	
231 HONG KONG				1477	
335 GERMANY W		1095		15458	
344 ITALY				735	
347 JAPAN		301		2805	
400 U STATES		39540		184797	
		45339		235584	
PRECIOUS STONES NOT MOUNTED					9262
100 U KINGDOM		32210		190883	
215 INDIA		603		6550	
217 CEYLON				451	
231 HONG KONG				45399	
234 AUSTRALIA		56		610	
305 AUSTRIA		44664		237488	
306 BELGIUM				102	
309 BRAZIL				62	
313 CHINA				1627	
314 COLOMBIA		176		443	
317 CZECHO S		3655		41488	
327 FRANCE		1308		23728	
335 GERMANY W		25147		182057	
344 ITALY		54		368	
347 JAPAN		34818		323311	
352 MEXICO		2930		6586	
354 NETHRLNDS				220	
371 THAILAND				3470	
372 SPAIN				1851	
376 SWITZRLND		1185		11749	
400 U STATES		64765		367827	
		211571		1446270	
PULLEYS BELT POWER TRANS NOP					9263
100 U KINGDOM		830		23883	
327 FRANCE				310	
335 GERMANY W				243	
347 JAPAN				603	
354 NETHRLNDS				1635	
375 SWEDEN				346	
376 SWITZRLND				116	
400 U STATES		49434		523411	
		50264		550547	
SETTLERS EFFECTS					9264
100 U KINGDOM		378472		3504910	
202 ADEN				670	
203 B E AFR		4065		22376	
205 RHOD NYAS		160		12189	
207 UN SO AFR		13542		92339	

IMPORTS INTO CANADA FOR CONSUMPTION

189

Articles and Countries from which Imported	MONTH OF SEPTEMBER 1958		NINE MONTHS ENDED SEPTEMBER 1958		Class Number
	Quantities	Values (\$)	Quantities	Values (\$)	
208 BSA OTHER				4250	
211 NIGERIA				1204	
213 BWA OTHER		1500		2408	
215 INDIA		6087		25520	
216 PAKISTAN				6067	
217 CEYLON				4420	
218 MALAYA		6500		30858	
220 BERMUDA		2490		18850	
221 B GUIANA		3121		13957	
223 BARBADOS		550		2365	
224 JAMAICA		13318		57219	
225 TRINIDAD		10610		27431	
227 BAHAMAS		5907		13860	
228 LEEW WIND				2575	
229 FALKLAND				1548	
231 HONG KONG		7532		70439	
232 MALTA		250		19365	
234 AUSTRALIA		4935		91873	
235 FIJI				550	
236 NEW ZEAL		3463		41283	
303 ARABIA				1025	
304 ARGENTINA		12477		59557	
305 AUSTRIA		10475		88816	
306 BELGIUM		14610		120542	
307 BEL CONGO				850	
308 BOLIVIA				1348	
309 BRAZIL		525		25614	
311 BURMA				182	
312 CHILE				1165	
313 CHINA				300	
314 COLOMBIA		3887		7062	
316 CUBA		2060		7120	
317 CZECHO S				3715	
318 DENMARK		8564		175360	
320 DOM REP				500	
321 ECUADOR				2688	
322 EGYPT		600		19548	
326 FINLAND		5237		49352	
327 FRANCE		49679		344030	
328 FR AFRICA		1910		21385	
329 INDOCHINA				509	
332 FR W IND				500	
334 ST PIERRE		300		500	
335 GERMANY W		221853		2057121	
336 GREECE		1350		30972	
337 GUATEMALA				2220	
338 HAITI				2000	
340 HUNGARY		4985		84655	
341 ICELAND				5400	
342 IRAN				1735	
343 IRAQ				3324	
344 ITALY		24507		209220	
345 LIBYA		1000		1953	
347 JAPAN		11743		30723	
348 KOREA				3138	
349 LATVIA				100	
352 MEXICO		150		6372	
353 MOROCCO		8849		47398	
354 NETHRLNDS		158332		1932233	
355 INDONESIA		595		15709	
357 NETH ANT		460		17884	
358 NICARAGUA				2500	
359 NORWAY		7307		48151	
360 ISRAEL		5095		59084	
361 PANAMA				7905	
363 PERU		6364		6957	
364 PHIL				5450	
365 POLAND		5845		73223	
366 PORTUGAL		975		16483	
370 ROUMANIA				450	
372 SPAIN				16725	
375 SWEDEN		16298		137860	
376 SWITZRLND		24697		182959	
379 TURKEY				17440	
381 ALASKA				22830	
383 HAWAII				9800	
386 URUGUAY				19350	
387 VENEZUELA		3984		28767	
388 YUGO SLAV		510		10128	
389 IRELAND		2875		9958	
391 LEBANON				49255	
395 PORT W AF		593		593	
396 SUDAN		250		250	
400 U STATES		2171293		16001431	
		3252736		26179700	
SHOW CASES AND METAL PARTS					9265
100 U KINGDOM		203		405	
327 FRANCE				1574	
335 GERMANY W		2226		6025	
347 JAPAN				558	
400 U STATES		23439		237847	
		25868		246409	
SIGNS LETTERS OTHER THAN PAPER					9266
100 U KINGDOM		4679		32853	
306 BELGIUM				2399	
318 DENMARK				591	

IMPORTS INTO CANADA FOR CONSUMPTION

Articles and Countries from which Imported	MONTH OF SEPTEMBER 1958		NINE MONTHS ENDED SEPTEMBER 1958		Class Number
	Quantities	Values (\$)	Quantities	Values (\$)	
327 FRANCE				883	
335 GERMANY W		208		3264	
344 ITALY				75	
347 JAPAN		137		2134	
375 SWEDEN		281		566	
376 SWITZRLND				1362	
381 ALASKA				3595	
400 U STATES		82483		633804	
		87788		681526	
MEASURING RULES AND TAPES					9267
100 U KINGDOM		6332		72218	
231 HONG KONG				489	
317 CZECHO S				1400	
318 DENMARK		239		239	
335 GERMANY W		5845		56314	
344 ITALY				499	
347 JAPAN		624		2358	
354 NETHRLNDS				836	
375 SWEDEN				412	
376 SWITZRLND				264	
400 U STATES		37837		370622	
		50877		505651	
WASTE AND JUNK N O P					9269
100 U KINGDOM	CWT		481	2481	
400 U STATES				97972	
		105391	348747		
		10526	97972		
		105391	349228	100453	
WAX VEGETABLE AND MINERAL NOP	LB				9270
100 U KINGDOM		220	3590	1529	
309 BRAZIL		6730	905989	648821	
314 COLOMBIA			500	231	
317 CZECHO S			32628	5253	
335 GERMANY W		2205	37272	20486	
352 MEXICO			22083	11820	
390 GERMANY E			45105	8234	
400 U STATES		101428	935637	675819	
		110583	1982804	1372193	
WAX AND MANUFACTURES N O P					9271
100 U KINGDOM		156		3070	
335 GERMANY W		329		31306	
344 ITALY				753	
354 NETHRLNDS				78	
359 NORWAY		1468		1468	
390 GERMANY E				612	
400 U STATES		18903		294639	
		20856		331926	
UNENUMERATED ARTICLES					9274
SHIPMENTS UNOER 50 DLLLARS					9275
100 U KINGDOM		116877		1042012	
203 B E AFR		23		419	
205 RHOD NYAS		2		272	
207 UN SO AFR		273		1596	
208 BSA OTHER				132	
210 GHANA				20	
211 NIGERIA				7	
213 BWA OTHER				7	
215 INDIA		1068		5726	
216 PAKISTAN		87		657	
217 CEYLON		71		305	
218 MALAYA		92		552	
220 BERMUDA		129		2030	
221 B GUIANA		63		825	
222 B HONO		220		2138	
223 BARBADOS		300		1447	
224 JAMAICA		327		4671	
225 TRINIDAO		122		1171	
227 BAHAMAS		44		515	
230 GIBRALTAR				5	
231 HONG KONG		2479		78669	
232 MALTA				276	
234 AUSTRALIA		583		8006	
235 FIJI				12	
236 NEW ZEAL		12		943	
304 ARGENTINA		60		864	
305 AUSTRIA		2429		16875	
306 BELGIUM		3292		27198	
307 BEL CONGO				8	
308 BOLIVIA				6	
309 BRAZIL		154		506	
310 BULGARIA				8	
312 CHILE		7		3189	
313 CHINA		224		1271	
314 COLOMBIA		50		385	
315 C RICA		91		363	
316 CUBA		569		4815	
317 CZECHO S		1416		8279	
318 DENMARK		4076		27643	
319 GREENLAND				92	
320 GROOM REP				184	
321 ECUADOR		167		1441	
322 EGYPT		70		504	
323 EL SALVD		7		7	
324 ESTONIA		5		41	
325 ETHIOPIA		15		168	
326 FINLAND		216		2706	
327 FRANCE		16866		136344	

IMPORTS INTO CANADA FOR CONSUMPTION

Articles and Countries from which Imported	MONTH OF SEPTEMBER 1958		NINE MONTHS ENDED SEPTEMBER 1958		Class Number
	Quantities	Values (\$)	Quantities	Values (\$)	
328 FR AFRICA		170		450	
329 INDOCHINA		28		155	
334 ST PIERRE		96		682	
335 GERMANY W		4 4276		3 02832	
336 GREECE		425		3476	
337 GUATEMALA		257		2320	
338 HAITI		66		408	
339 HONDURAS		103		897	
340 HUNGARY		345		2845	
341 ICELAND		69		181	
342 IRAN				30	
343 IRAQ				12	
344 ITALY		1 3526		80610	
347 JAPAN		9577		1 41714	
348 KOREA				1	
349 LATVIA				31	
351 LITHUANIA				17	
352 MEXICO		1033		12402	
353 MOROCCO				483	
354 NETHRLNDS		11536		75859	
355 INDONESIA		89		282	
356 SURINAM				55	
357 NETH ANT				171	
358 NICARAGUA				85	
359 NORWAY		915		8145	
360 ISRAEL		641		1835	
361 PANAMA		105		519	
362 PARAGUAY				16	
363 PERU				120	
364 PHIL		67		119	
365 POLAND		441		1699	
366 PORTUGAL		476		4113	
367 AZORES		44		605	
369 PORT ASIA				9	
370 ROUMANIA				71	
371 THAILAND		242		439	
372 SPAIN		1641		7082	
373 CANARY IS		14		49	
375 SWEDEN		4120		27338	
376 SWITZRLND		8461		53434	
378 JORDAN		7		54	
379 TURKEY		9		214	
380 USSR		12		1767	
381 ALASKA		4670		24953	
383 HAWAII		183		2978	
384 P RICO		386		3310	
386 URUGUAY		10		10	
387 VENEZUELA		18		306	
388 YUGO SLAV		185		1176	
389 IRELAND		190		1743	
390 GERMANY E		770		2710	
391 LEBANON		5		517	
392 SYRIA		63		240	
393 TAIWAN				327	
400 U STATES		4 284758		37 721 932	
		4 542515		39 879138	

Value, Price and Volume Indexes of Imports for Consumption

The following table gives index numbers of the declared (statistical) value of imports for consumption by months, and of the unit value (price) and volume of these imports. The value index expresses the value of imports in a given month as a percentage of the monthly average in the base year. The price index is of the fixed-weight aggregative (Laspeyres) type, and combines unit values calculated from the monthly import statistics with specified wholesale or other price quotations. These latter quotations are used where inadequate quantity reporting or insufficiently homogeneous items in the trade statistics prevent the obtaining of sufficiently representative unit value series. The volume index is derived by dividing the value index by the corresponding price index, and is, therefore, of the currently-weighted (Paasche) type. These indexes are computed with 1948 as an interim reference base pending conversion to the Bureau's official post-war reference base (1949).

In computing the price index certain adjustments were made to the regular grouping of commodities used in the trade statistics, and all three indexes are presented on the basis of these adjusted groups. The chief adjustments are as follows: the two groups "agricultural and vegetable products" and "animals and animal products" have been combined into one group now titled "agricultural and animal products"; the sub-group "rubber and its products" (1678-1732) and the item "advertising matter" (4291) have been transferred to the "miscellaneous products" group; the item "arms, etc., British or N.A.T.O. countries" (9196) has been deducted from the "miscellaneous products" total and the grand total; three "ships" items (9155-57) have been transferred to the "iron and steel and their products" group; and a few other adjustments designed to improve group classification by component material have been made.

These indexes are currently computed from the original data for months, quarters and calendar years. Approximate indexes for other periods may be obtained by averaging the monthly values. Although such indexes will be less accurate than would result from a separate computation based on the original data, the margin of error is insufficient to necessitate a lengthy separate computation.

A complete record of these series by months for the post-war period is published in issues of Volume I of the annual report "Trade of Canada". Some additional commodity information appears in issues of the "Review of Foreign Trade". Details of the computation of the price indexes are given in D.B.S. Reference Paper, No. 8, 1950, titled "Export and Import Price Indexes by Months, July, 1945 - June, 1950 (1948=100)".

MONTHLY INDEX NUMBERS OF DECLARED VALUES, PRICES AND PHYSICAL VOLUME OF IMPORTS FOR CONSUMPTION, BY GROUPS

Interim base, 1948 = 100

Month	Total			Agricultural and Animal Products			Fibres and Textiles			Wood Products and Paper			
	1956	1957	1958	1956	1957	1958	1956	1957	1958	1956	1957	1958	
INDEX OF DECLARED VALUES													
1	January	183.2	208.2	179.9	132.2	155.0	148.9	126.0	122.7	111.0	278.9	319.2	292.9
2	February	183.5	195.5	165.1	137.5	136.4	133.7	126.0	124.2	101.7	313.1	305.6	289.0
3	March	210.0	212.8	193.6	137.7	145.4	151.6	125.5	126.2	120.1	307.7	311.6	357.1
4	April	240.0	243.8	204.0	156.2	180.2	181.8	132.7	134.1	120.8	311.4	330.5	298.0
5	May	248.0	251.4	220.1	190.3	210.1	209.4	131.3	126.0	115.1	330.3	320.6	313.3
6	June	221.6	206.1	202.7	177.6	168.8	181.6	102.7	106.5	106.4	306.8	264.7	330.2
7	July	218.1	217.4	195.7	171.0	174.0	170.6	106.1	105.5	109.2	326.3	291.5	315.1
8	August	212.9	213.1	176.4	163.2	174.9	177.2	121.0	117.4	102.3	322.6	347.8	307.4
9	September	196.2	200.3	191.3	154.3	173.6	164.7	97.2	102.5	95.4	315.1	299.5	339.3
10	October	245.3	217.4		212.9	216.3		125.0	116.9		357.1	327.5	
11	November	236.3	204.3		211.7	191.0		136.3	113.5		327.7	298.2	
12	December	181.0	178.3		162.0	174.8		95.4	103.1		249.9	286.8	
AI	Annual Index	214.7	212.4		167.2	175.0		118.8	116.6		312.2	308.6	
INDEX OF PRICES													
1	January	113.4	115.1	119.6	98.7	101.1	102.5	92.7	92.1	95.1	122.8	123.6	139.8
2	February	113.8	116.1	119.1	99.4	100.4	101.6	93.5	92.4	95.6	123.1	123.4	139.2
3	March	114.4	116.7	118.7	98.7	102.6	101.8	93.4	90.5	93.9	123.5	124.0	138.8
4	April	113.8	117.5	118.1	100.0	106.3	102.8	90.0	89.3	89.7	123.5	124.3	138.4
5	May	113.1	116.7	116.8	100.3	106.7	103.0	88.2	90.2	84.4	124.0	125.4	138.1
6	June	113.5	116.6	115.4	104.0	108.0	101.3	88.1	89.5	83.7	124.4	125.6	137.5
7	July	112.4	115.9	114.7	101.5	106.5	101.2	88.6	88.3	82.3	124.2	126.5	138.4
8	August	112.4	116.0	115.2r	101.9	106.4	101.9r	87.7	90.5	82.2	124.3	126.7	138.3
9	September	112.0	116.7	116.2	101.7	102.6	101.3	86.2	89.7	83.6	124.4	127.5	139.3
10	October	112.8	117.3		100.4	104.1		88.3	89.8		123.9	128.1	
11	November	113.0	116.9		99.1	100.9		89.1	91.0		123.6	128.0	
12	December	113.5	118.0		100.0	99.6		90.2	94.7		123.3	129.2	
AI	Annual Index	113.0	116.6		99.8	104.0		89.2	90.2		123.8	126.0	
INDEX OF PHYSICAL VOLUME													
1	January	161.6	180.9	150.4	133.9	153.3	145.3	135.9	133.2	116.7	227.1	258.3	209.5
2	February	161.2	168.4	138.6	138.3	135.9	131.6	134.8	134.4	106.4	254.3	247.6	207.6
3	March	183.6	182.3	163.1	139.5	141.7	148.9	134.4	139.4	127.9	249.1	251.3	257.3
4	April	210.9	207.5	172.7	156.2	169.5	176.8	147.4	150.2	134.7	252.1	265.9	215.3
5	May	219.3	215.4	188.4	189.7	196.9	203.3	148.9	139.7	136.4	266.4	255.7	226.9
6	June	195.2	176.8	175.6	170.8	156.3	179.3	116.6	119.0	127.1	246.6	210.7	240.1
7	July	194.0	187.6	170.6	168.5	163.4	168.6	119.8	119.5	132.7	262.7	230.4	227.7
8	August	189.4	183.7	153.1r	160.2	164.4	173.9r	138.0	129.7	124.5	259.5	274.5	222.3
9	September	175.2	171.6	164.6	151.7	169.2	162.6	112.8	114.3	114.1	253.3	234.9	243.6
10	October	217.5	185.3		212.1	207.8		141.6	130.2		288.2	255.7	
11	November	209.1	174.8		213.6	189.3		153.0	124.7		265.1	233.0	
12	December	159.5	151.1		162.0	175.5		105.8	108.9		202.7	222.0	
AI	Annual Index	190.0	182.2		167.5	168.3		133.2	129.3		252.2	244.9	

r - revised

MONTHLY INDEX NUMBERS OF DECLARED VALUES, PRICES AND PHYSICAL VOLUME OF IMPORTS FOR CONSUMPTION, BY GROUPS

Interim base, 1948 = 100

Iron and Steel and their Products			Non-Ferrous Metals and their Products			Non-Metallic Minerals and their Products			Chemicals and Fertilizers			Miscellaneous Products			
1956	1957	1958	1956	1957	1958	1956	1957	1958	1956	1957	1958	1956	1957	1958	
INDEX OF DECLARED VALUES															
229.7	289.2	223.4	269.9	321.4	259.5	112.1	113.2	101.1	212.5	223.7	210.1	341.9	329.8	358.8	1
234.2	269.8	203.6	274.7	275.2	249.7	97.3	101.9	94.5	224.6	250.7	195.9	338.4	332.9	313.4	2
311.7	301.3	253.0	297.5	308.9	279.7	92.0	104.3	90.4	232.6	242.9	238.1	395.0	404.5	385.7	3
356.4	353.8	268.1	332.6	320.8	281.2	113.7	119.5	87.7	282.4	279.4	263.3	458.0	451.3	424.5	4
346.9	346.4	274.7	350.8	346.6	314.6	133.5	140.2	116.2	238.9	285.2	284.4	446.6	452.3	438.9	5
303.5	272.1	248.8	330.2	291.4	313.2	132.6	128.2	111.7	246.3	229.7	269.2	378.8	376.0	386.0	6
284.4	282.1	226.1	336.2	322.5	281.0	133.5	145.3	127.9	251.7	224.4	236.0	404.4	402.7	407.3	7
246.9	246.7	181.1	338.6	306.9	249.7	158.8	144.4	111.9	227.2	252.8	227.5	412.8	453.2	408.2	8
243.2	224.3	220.5	315.0	342.2	285.7	132.3	134.5	125.5	213.4	251.6	241.6	362.7	408.6	396.9	9
310.5	233.8		392.2	342.0		150.5	154.2		267.2	266.3		436.2	407.1		10
300.0	229.8		359.8	339.7		145.1	139.5		262.5	246.5		381.1	365.5		11
235.7	202.7		263.9	283.9		111.8	109.9		197.0	212.0		296.8	327.1		12
283.6	271.0		321.8	316.8		126.1	127.9		242.2	247.1		387.7	392.6		AI
INDEX OF PRICES															
132.0	136.5	145.2	131.9	134.5	136.3	101.6	104.8	108.9	112.2	110.8	112.6	128.8	115.4	110.1	1
132.9	136.8	144.7	132.2	135.6	135.9	101.3	108.8	107.8	112.3	110.9	113.4	127.7	116.5	109.7	2
133.4	136.9	144.4	132.5	135.4	135.2	103.8	110.6	108.0	112.7	111.0	112.4	126.8	117.3	109.2	3
133.3	137.4	143.1	132.6	136.0	136.0	103.4	112.2	109.0	112.8	111.6	111.5	123.0	112.6	108.0	4
133.1	136.9	142.4	133.5	135.1	134.3	102.3	109.2	108.4	112.1	110.7	111.3	118.9	112.1	106.2	5
132.8	136.5	141.6	134.0	135.2	132.2	102.2	108.8	105.3	111.7	110.1	112.1	117.6	112.7	105.5	6
132.7	136.3	141.2	132.4	134.8	129.2	100.4	107.6	104.9	111.4	109.5	112.4	113.6	112.0	102.4	7
132.8	136.4	141.9	132.4	133.9	132.0r	101.4	106.7	104.9	111.1	110.4	112.3r	111.7	112.0	103.9	8
132.4	139.2	143.7	131.8	133.9	132.4	101.0	108.7	105.4	111.3	111.4	114.2	112.8	112.4	105.5	9
134.1	140.6		132.6	133.7		101.3	108.7		110.8	111.6		114.5	112.3		10
134.3	140.6		134.1	133.8		102.4	108.4		109.9	111.5		113.9	112.1		11
134.9	143.4		134.2	135.2		102.6	108.1		110.8	111.2		112.8	111.4		12
133.2	138.1		132.8	134.4		102.0	108.5		111.7	110.9		118.3	113.2		AI
INDEX OF PHYSICAL VOLUME															
174.0	211.9	153.9	204.6	239.0	190.4	110.3	108.0	92.8	189.4	201.9	186.6	265.5	285.8	325.9	1
176.2	197.2	140.7	207.8	202.9	183.7	96.1	93.7	87.7	200.0	226.1	172.8	265.0	285.8	285.7	2
233.7	220.1	175.2	224.5	228.1	206.9	88.6	94.3	83.7	206.4	218.8	211.8	311.5	344.8	353.2	3
267.4	257.5	187.4	250.8	235.9	206.8	110.0	106.5	80.5	250.4	250.4	236.1	372.4	400.8	393.1	4
260.6	253.0	192.9	262.8	256.6	234.3	130.5	128.4	107.2	257.7	257.6	255.5	375.6	403.5	413.3	5
228.5	199.3	175.7	246.4	215.5	236.9	129.7	117.8	106.1	220.5	208.6	240.1	322.1	333.6	365.9	6
214.3	207.0	160.1	253.9	239.2	217.5	133.0	135.0	121.9	225.9	204.9	210.0	356.0	359.6	397.8	7
185.9	180.9	127.6	255.7	229.2	189.2r	156.6	135.3	106.7	204.5	229.0	202.6r	369.6	404.6	392.9	8
183.7	161.1	153.4	239.0	255.6	215.8	131.0	123.7	119.1	191.7	225.9	211.6	321.5	363.5	376.2	9
231.5	166.3		295.8	253.8		148.6	141.9		241.2	238.6		381.0	362.5		10
223.4	163.4		268.3	253.9		141.7	128.7		238.9	221.1		334.6	326.0		11
174.7	141.4		196.6	210.0		109.0	101.7		177.8	190.6		263.1	293.6		12
212.9	196.2		242.3	235.7		123.6	117.9		216.8	222.8		327.7	346.8		AI

STATISTICS CANADA LIBRARY
BIBLIOTHEQUE STATISTIQUE CANADA



1010492902

